



PROPERTY AND CASUALTY COMPANIES - ASSOCIATION EDITION

ANNUAL STATEMENT

FOR THE YEAR ENDED DECEMBER 31, 2021
OF THE CONDITION AND AFFAIRS OF THE

American Modern Home Insurance Company

NAIC Group Code 0361 (Current) 0361 (Prior) NAIC Company Code 23469 Employer's ID Number 31-0715697

Organized under the Laws of Ohio, State of Domicile or Port of Entry OH
Country of Domicile United States of America

Incorporated/Organized 01/25/1965 Commenced Business 09/01/1965

Statutory Home Office 7000 Midland Blvd., Amelia, OH, US 45102-2607
(Street and Number) (City or Town, State, Country and Zip Code)

Main Administrative Office 7000 Midland Blvd., Amelia, OH, US 45102-2607
(Street and Number) (City or Town, State, Country and Zip Code)
800-543-2644-6232 (Area Code) (Telephone Number)

Mail Address P.O. Box 5323, Cincinnati, OH, US 45201-5323
(Street and Number or P.O. Box) (City or Town, State, Country and Zip Code)

Primary Location of Books and Records 7000 Midland Blvd., Amelia, OH, US 45102-2607
(Street and Number) (City or Town, State, Country and Zip Code)
800-543-2644-6232 (Area Code) (Telephone Number)

Internet Website Address www.amig.com

Statutory Statement Contact Sandra Kaye Anglin-Caldwell, 800-543-2644-6232
(Name) (Area Code) (Telephone Number)
sanglin-caldwell@amig.com, 513-947-4560
(E-mail Address) (FAX Number)

OFFICERS

Chairman of the Board Anthony Joseph Kuczinski SVP / CFO René Gobonya
President / CEO Andreas Matthias Kleiner VP / Treasurer Scott Christopher Vess

OTHER

Charles Schuster Griffith III, SVP / Secretary

DIRECTORS OR TRUSTEES

Anthony Joseph Kuczinski Elizabeth Ann Levy-Navarro # Lisa Anne Pollina #
Andreas Matthias Kleiner Alice Chamberlayne Hill René Gobonya
Oliver Jurgen Horbelt Richard Leonard Alleyne #

State of Ohio SS
County of Clermont

The officers of this reporting entity being duly sworn, each depose and say that they are the described officers of said reporting entity, and that on the reporting period stated above, all of the herein described assets were the absolute property of the said reporting entity, free and clear from any liens or claims thereon, except as herein stated, and that this statement, together with related exhibits, schedules and explanations therein contained, annexed or referred to, is a full and true statement of all the assets and liabilities and of the condition and affairs of the said reporting entity as of the reporting period stated above, and of its income and deductions therefrom for the period ended, and have been completed in accordance with the NAIC Annual Statement Instructions and Accounting Practices and Procedures manual except to the extent that: (1) state law may differ; or, (2) that state rules or regulations require differences in reporting not related to accounting practices and procedures, according to the best of their information, knowledge and belief, respectively. Furthermore, the scope of this attestation by the described officers also includes the related corresponding electronic filing with the NAIC, when required, that is an exact copy (except for formatting differences due to electronic filing) of the enclosed statement. The electronic filing may be requested by various regulators in lieu of or in addition to the enclosed statement.

Andreas Matthias Kleiner
President / CEO

René Gobonya
SVP / CFO

Charles Schuster Griffith III
SVP / Secretary

Subscribed and sworn to before me this
day of

- a. Is this an original filing? Yes [X] No []
b. If no,
1. State the amendment number.....
2. Date filed
3. Number of pages attached.....



ANNUAL STATEMENT FOR THE YEAR 2021 OF THE American Modern Home Insurance Co.

EXHIBIT OF PREMIUMS AND LOSSES (Statutory Page 14)

NAIC Group Code 0361

BUSINESS IN THE STATE OF Alabama

DURING THE YEAR 2021

NAIC Company Code 23469

Table with 12 columns: Line of Business, Gross Premiums (Written/Earned), Dividends Paid, Direct Unearned Premium Reserves, Direct Losses Paid, Direct Losses Incurred, Direct Losses Unpaid, Direct Defense and Cost Containment Expense Paid/Incurred, Commissions and Brokerage Expenses, Taxes, Licenses and Fees. Rows include Fire, Allied lines, Multiple peril crop, Federal/private crop/flood, Farmowners/homeowners multiple peril, Commercial multiple peril, Mortgage guaranty, Ocean/inland marine, Financial guaranty, Medical professional liability, Earthquake, Group/credit accident and health, Collectively/non-cancelable/guaranteed/renewable accident and health, Medicare Title XVIII, All other accident and health, Federal employees health benefits plan premium, Workers' compensation, Other Liability, Excess workers' compensation, Products liability, Private/commercial auto liability, Aircraft, Fidelity, Surety, Burglary and theft, Boiler and machinery, Credit, International, Warranty, Aggregate write-ins, and TOTALS (a).

(a) Finance and service charges not included in Lines 1 to 35 \$ 124,041

(b) For health business on indicated lines report: Number of persons insured under PPO managed care products 0 and number of persons insured under indemnity only products 0

19AL



ANNUAL STATEMENT FOR THE YEAR 2021 OF THE American Modern Home Insurance Co.

EXHIBIT OF PREMIUMS AND LOSSES (Statutory Page 14)

NAIC Group Code 0361

BUSINESS IN THE STATE OF Alaska

DURING THE YEAR 2021

NAIC Company Code 23469

Table with 12 columns: Line of Business, Gross Premiums (Written/Earned), Dividends, Direct Unearned Premium Reserves, Direct Losses Paid, Direct Losses Incurred, Direct Losses Unpaid, Direct Defense and Cost Containment Expense Paid/Incurred, and Commissions/Taxes. Rows include Fire, Multiple peril, Federal/Private crop, Farmowners/Homeowners multiple peril, Commercial multiple peril, Mortgage guaranty, Ocean/Inland marine, Financial guaranty, Medical professional liability, Earthquake, Group accident and health, Credit accident and health, Collectively renewable accident and health, Non-cancelable accident and health, Guaranteed renewable accident and health, Non-renewable for stated reasons only, Other accident only, Medicare Title XVIII exempt from state taxes or fees, All other accident and health, Federal employees health benefits plan premium, Workers' compensation, Other Liability - occurrence/claims made, Excess workers' compensation, Products liability, Private passenger auto no-fault, Other private passenger auto liability, Commercial auto no-fault, Other commercial auto liability, Private passenger auto physical damage, Commercial auto physical damage, Aircraft, Fidelity, Surety, Burglary and theft, Boiler and machinery, Credit, International, Warranty, Aggregate write-ins for other lines of business, and TOTALS (a).

(a) Finance and service charges not included in Lines 1 to 35 \$ 33,416

(b) For health business on indicated lines report: Number of persons insured under PPO managed care products 0 and number of persons insured under indemnity only products 0

19AK



ANNUAL STATEMENT FOR THE YEAR 2021 OF THE American Modern Home Insurance Co.

EXHIBIT OF PREMIUMS AND LOSSES (Statutory Page 14)

NAIC Group Code 0361

BUSINESS IN THE STATE OF Arizona

DURING THE YEAR 2021

NAIC Company Code 23469

Table with 12 columns: Line of Business, Direct Premiums Written, Direct Premiums Earned, Dividends Paid or Credited to Policyholders on Direct Business, Direct Unearned Premium Reserves, Direct Losses Paid (deducting salvage), Direct Losses Incurred, Direct Losses Unpaid, Direct Defense and Cost Containment Expense Paid, Direct Defense and Cost Containment Expense Incurred, Direct Defense and Cost Containment Expense Unpaid, Commissions and Brokerage Expenses, Taxes, Licenses and Fees. Rows include various insurance categories like Fire, Multiple peril, Commercial multiple peril, etc., ending with a TOTALS row.

(a) Finance and service charges not included in Lines 1 to 35 \$ 347,432

(b) For health business on indicated lines report: Number of persons insured under PPO managed care products 0 and number of persons insured under indemnity only products 0

19AZ



ANNUAL STATEMENT FOR THE YEAR 2021 OF THE American Modern Home Insurance Co.

EXHIBIT OF PREMIUMS AND LOSSES (Statutory Page 14)

NAIC Group Code 0361

BUSINESS IN THE STATE OF Arkansas

DURING THE YEAR 2021

NAIC Company Code 23469

Table with 12 columns: Line of Business, Direct Premiums Written, Direct Premiums Earned, Dividends Paid or Credited to Policyholders on Direct Business, Direct Unearned Premium Reserves, Direct Losses Paid (deducting salvage), Direct Losses Incurred, Direct Losses Unpaid, Direct Defense and Cost Containment Expense Paid, Direct Defense and Cost Containment Expense Incurred, Direct Defense and Cost Containment Expense Unpaid, Commissions and Brokerage Expenses, Taxes, Licenses and Fees. Rows include various insurance categories like Fire, Multiple peril, Commercial multiple peril, etc., ending with a TOTALS row.

(a) Finance and service charges not included in Lines 1 to 35 \$ 62,763

(b) For health business on indicated lines report: Number of persons insured under PPO managed care products 0 and number of persons insured under indemnity only products 0

19 AR



ANNUAL STATEMENT FOR THE YEAR 2021 OF THE American Modern Home Insurance Co.

EXHIBIT OF PREMIUMS AND LOSSES (Statutory Page 14)

NAIC Group Code 0361

BUSINESS IN THE STATE OF California

DURING THE YEAR 2021

NAIC Company Code 23469

Line of Business	Gross Premiums, Including Policy and Membership Fees, Less Return Premiums and Premiums on Policies not Taken		3 Dividends Paid or Credited to Policyholders on Direct Business	4 Direct Unearned Premium Reserves	5 Direct Losses Paid (deducting salvage)	6 Direct Losses Incurred	7 Direct Losses Unpaid	8 Direct Defense and Cost Containment Expense Paid	9 Direct Defense and Cost Containment Expense Incurred	10 Direct Defense and Cost Containment Expense Unpaid	11 Commissions and Brokerage Expenses	12 Taxes, Licenses and Fees
	1 Direct Premiums Written	2 Direct Premiums Earned										
1. Fire	1,037,764	727,283	.0	881,880	(451,952)	(481,705)	1,651,457	14,826	47,542	86,509	157,671	43,629
2.1 Allied lines	225,418	191,229	.0	128,555	218,639	413,436	280,506	5,829	14,029	17,138	34,827	9,478
2.2 Multiple peril crop	.0	.0	.0	.0	.0	.0	.0	.0	.0	.0	.0	.0
2.3 Federal flood	.0	.0	.0	.0	.0	.0	.0	.0	.0	.0	.0	.0
2.4 Private crop	.0	.0	.0	.0	.0	.0	.0	.0	.0	.0	.0	.0
2.5 Private flood	.0	.0	.0	.0	.0	.0	.0	.0	.0	.0	198,801	.0
3. Farmowners multiple peril	.0	.0	.0	.0	.0	.0	.0	.0	.0	.0	.0	.0
4. Homeowners multiple peril	18,225,443	15,707,924	.0	9,785,435	8,635,251	4,061,255	6,917,103	485,670	336,889	323,719	6,122,278	773,342
5.1 Commercial multiple peril (non-liability portion)	4,191,709	4,308,769	.0	2,223,376	4,026,560	4,020,821	1,193,382	15,516	32,131	39,665	733,706	176,256
5.2 Commercial multiple peril (liability portion)	1,520,629	1,564,418	.0	809,495	924,701	1,129,536	2,538,676	457,251	426,778	513,923	266,261	63,944
6. Mortgage guaranty	.0	.0	.0	.0	.0	.0	.0	.0	.0	.0	.0	.0
8. Ocean marine	.0	.0	.0	.0	.0	.0	.0	.0	.0	.0	.0	.0
9. Inland marine	35,619,369	30,476,684	.0	18,478,878	20,655,357	20,313,590	2,121,468	2,283	20,132	18,105	11,466,630	1,499,196
10. Financial guaranty	.0	.0	.0	.0	.0	.0	.0	.0	.0	.0	.0	.0
11. Medical professional liability	.0	.0	.0	.0	.0	.0	.0	.0	.0	.0	.0	.0
12. Earthquake	.0	.0	.0	.0	.0	.0	.0	.0	.0	.0	.0	.0
13. Group accident and health (b)	.0	.0	.0	.0	.0	.0	.0	.0	.0	.0	.0	.0
14. Credit accident and health (group and individual)	.0	.0	.0	.0	.0	.0	.0	.0	.0	.0	.0	.0
15.1 Collectively renewable accident and health (b)	.0	.0	.0	.0	.0	.0	.0	.0	.0	.0	.0	.0
15.2 Non-cancelable accident and health(b)	.0	.0	.0	.0	.0	.0	.0	.0	.0	.0	.0	.0
15.3 Guaranteed renewable accident and health(b)	.0	.0	.0	.0	.0	.0	.0	.0	.0	.0	.0	.0
15.4 Non-renewable for stated reasons only (b)	.0	.0	.0	.0	.0	.0	.0	.0	.0	.0	.0	.0
15.5 Other accident only	.0	.0	.0	.0	.0	.0	.0	.0	.0	.0	.0	.0
15.6 Medicare Title XVIII exempt from state taxes or fees	.0	.0	.0	.0	.0	.0	.0	.0	.0	.0	.0	.0
15.7 All other accident and health (b)	.0	.0	.0	.0	.0	.0	.0	.0	.0	.0	.0	.0
15.8 Federal employees health benefits plan premium (b)	.0	.0	.0	.0	.0	.0	.0	.0	.0	.0	.0	.0
16. Workers' compensation	.0	(6,196)	.0	.0	18,297	(72,490)	104,219	8,155	(12,816)	22,308	.0	.0
17.1 Other Liability - occurrence	131,259	93,960	.0	77,652	297,597	132,531	1,100,195	473,989	394,366	226,549	48,711	5,499
17.2 Other Liability - claims made	.0	.0	.0	.0	.0	.0	.0	.0	.0	.0	.0	.0
17.3 Excess workers' compensation	.0	.0	.0	.0	.0	.0	.0	.0	.0	.0	.0	.0
18. Products liability	.0	.0	.0	.0	.0	.0	.0	.0	.0	.0	.0	.0
19.1 Private passenger auto no-fault (personal injury protection)	.0	.0	.0	.0	.0	.0	.0	.0	.0	.0	.0	.0
19.2 Other private passenger auto liability	.0	.0	.0	.0	.0	(1,118)	.0	.0	(136)	.0	.0	.0
19.3 Commercial auto no-fault (personal injury protection)	.0	.0	.0	.0	.0	.0	.0	.0	.0	.0	.0	.0
19.4 Other commercial auto liability	829,592	829,592	.0	.0	196,717	257,469	671,234	42,567	126,623	143,369	233,375	34,874
21.1 Private passenger auto physical damage	.0	.0	.0	.0	.0	34,982	22,250	340	333	.0	.0	.0
21.2 Commercial auto physical damage	1,424,882	1,424,882	.0	.0	722,226	675,820	202,082	2,720	1,967	3,646	439,283	59,900
22. Aircraft (all perils)	.0	.0	.0	.0	.0	.0	.0	.0	.0	.0	.0	.0
23. Fidelity	.0	.0	.0	.0	.0	.0	.0	.0	.0	.0	.0	.0
24. Surety	.0	.0	.0	.0	.0	.0	.0	.0	.0	.0	.0	.0
26. Burglary and theft	.0	.0	.0	.0	.0	.0	.0	.0	.0	.0	.0	.0
27. Boiler and machinery	(27)	351	.0	.0	.0	.0	.0	.0	.0	.0	(7)	(1)
28. Credit	.0	.0	.0	.0	.0	.0	.0	.0	.0	.0	.0	.0
29. International	.0	.0	.0	.0	.0	.0	.0	.0	.0	.0	.0	.0
30. Warranty	.0	.0	.0	.0	.0	.0	.0	.0	.0	.0	.0	.0
34. Aggregate write-ins for other lines of business	.0	.0	.0	.0	.0	.0	.0	.0	.0	.0	.0	.0
35. TOTALS (a)	63,206,039	55,318,897	0	32,385,271	35,243,394	30,484,127	16,802,572	1,509,146	1,387,840	1,394,931	19,701,536	2,666,116
DETAILS OF WRITE-INS												
3401.												
3402.												
3403.												
3498. Summary of remaining write-ins for Line 34 from overflow page	.0	.0	.0	.0	.0	.0	.0	.0	.0	.0	.0	.0
3499. Totals (Lines 3401 thru 3403 plus 3498)(Line 34 above)	.0	.0	.0	.0	.0	.0	.0	.0	.0	.0	.0	.0

(a) Finance and service charges not included in Lines 1 to 35 \$ 1,200,673

(b) For health business on indicated lines report: Number of persons insured under PPO managed care products 0 and number of persons insured under indemnity only products 0



ANNUAL STATEMENT FOR THE YEAR 2021 OF THE American Modern Home Insurance Co.

EXHIBIT OF PREMIUMS AND LOSSES (Statutory Page 14)

NAIC Group Code 0361

BUSINESS IN THE STATE OF Colorado

DURING THE YEAR 2021

NAIC Company Code 23469

Table with 12 columns: Line of Business, Gross Premiums (Written/Earned), Dividends Paid, Direct Unearned Premium Reserves, Direct Losses Paid, Direct Losses Incurred, Direct Losses Unpaid, Direct Defense and Cost Containment Expense Paid/Incurred, Direct Defense and Cost Containment Expense Unpaid, Commissions and Brokerage Expenses, Taxes, Licenses and Fees.

(a) Finance and service charges not included in Lines 1 to 35 \$ 264,518

(b) For health business on indicated lines report: Number of persons insured under PPO managed care products 0 and number of persons insured under indemnity only products 0

19 CO



ANNUAL STATEMENT FOR THE YEAR 2021 OF THE American Modern Home Insurance Co.

EXHIBIT OF PREMIUMS AND LOSSES (Statutory Page 14)

NAIC Group Code 0361

BUSINESS IN THE STATE OF Connecticut

DURING THE YEAR 2021

NAIC Company Code 23469

Table with 12 columns: Line of Business, Gross Premiums (Direct Written, Direct Earned), Dividends Paid, Direct Unearned Premium Reserves, Direct Losses Paid, Direct Losses Incurred, Direct Losses Unpaid, Direct Defense and Cost Containment Expense Paid, Direct Defense and Cost Containment Expense Incurred, Direct Defense and Cost Containment Expense Unpaid, Commissions and Brokerage Expenses, Taxes, Licenses and Fees. Rows include various insurance lines like Fire, Multiple peril crop, Commercial multiple peril, etc., ending with a TOTALS row.

(a) Finance and service charges not included in Lines 1 to 35 \$ 103,468

(b) For health business on indicated lines report: Number of persons insured under PPO managed care products 0 and number of persons insured under indemnity only products 0

19 CT



ANNUAL STATEMENT FOR THE YEAR 2021 OF THE American Modern Home Insurance Co.

EXHIBIT OF PREMIUMS AND LOSSES (Statutory Page 14)

NAIC Group Code 0361

BUSINESS IN THE STATE OF Delaware

DURING THE YEAR 2021

NAIC Company Code 23469

Table with 12 columns: Line of Business, Direct Premiums Written, Direct Premiums Earned, Dividends Paid or Credited to Policyholders on Direct Business, Direct Unearned Premium Reserves, Direct Losses Paid (deducting salvage), Direct Losses Incurred, Direct Losses Unpaid, Direct Defense and Cost Containment Expense Paid, Direct Defense and Cost Containment Expense Incurred, Direct Defense and Cost Containment Expense Unpaid, Commissions and Brokerage Expenses, Taxes, Licenses and Fees. Rows include various insurance categories like Fire, Multiple peril crop, Commercial multiple peril, etc., ending with a TOTALS row.

(a) Finance and service charges not included in Lines 1 to 35 \$ 33,071

(b) For health business on indicated lines report: Number of persons insured under PPO managed care products 0 and number of persons insured under indemnity only products 0

19 DE



ANNUAL STATEMENT FOR THE YEAR 2021 OF THE American Modern Home Insurance Co.

EXHIBIT OF PREMIUMS AND LOSSES (Statutory Page 14)

NAIC Group Code 0361

BUSINESS IN THE STATE OF District of Columbia

DURING THE YEAR 2021

NAIC Company Code 23469

Table with 12 columns: Line of Business, Direct Premiums Written, Direct Premiums Earned, Dividends Paid or Credited to Policyholders on Direct Business, Direct Unearned Premium Reserves, Direct Losses Paid (deducting salvage), Direct Losses Incurred, Direct Losses Unpaid, Direct Defense and Cost Containment Expense Paid, Direct Defense and Cost Containment Expense Incurred, Direct Defense and Cost Containment Expense Unpaid, Commissions and Brokerage Expenses, Taxes, Licenses and Fees. Rows include Fire, Multiple peril crop, Federal flood, Private crop, Private flood, Farmowners multiple peril, Homeowners multiple peril, Commercial multiple peril (non-liability portion), Commercial multiple peril (liability portion), Mortgage guaranty, Ocean marine, Inland marine, Financial guaranty, Medical professional liability, Earthquake, Group accident and health (b), Credit accident and health (group and individual), Collectively renewable accident and health (b), Non-cancelable accident and health(b), Guaranteed renewable accident and health(b), Non-renewable for stated reasons only (b), Other accident only, Medicare Title XVIII exempt from state taxes or fees, All other accident and health (b), Federal employees health benefits plan premium (b), Workers' compensation, Other Liability - occurrence, Other Liability - claims made, Excess workers' compensation, Products liability, Private passenger auto no-fault (personal injury protection), Other private passenger auto liability, Commercial auto no-fault (personal injury protection), Other commercial auto liability, Private passenger auto physical damage, Commercial auto physical damage, Aircraft (all perils), Fidelity, Surety, Burglary and theft, Boiler and machinery, Credit, International, Warranty, Aggregate write-ins for other lines of business, TOTALS (a), DETAILS OF WRITE-INS, 3401, 3402, 3403, 3498, 3499.

(a) Finance and service charges not included in Lines 1 to 35 \$ 55,237

(b) For health business on indicated lines report: Number of persons insured under PPO managed care products 0 and number of persons insured under indemnity only products 0

19DC



ANNUAL STATEMENT FOR THE YEAR 2021 OF THE American Modern Home Insurance Co.

EXHIBIT OF PREMIUMS AND LOSSES (Statutory Page 14)

NAIC Group Code 0361

BUSINESS IN THE STATE OF Florida

DURING THE YEAR 2021

NAIC Company Code 23469

Table with 12 columns: Line of Business, Direct Premiums Written, Direct Premiums Earned, Dividends Paid or Credited to Policyholders on Direct Business, Direct Unearned Premium Reserves, Direct Losses Paid (deducting salvage), Direct Losses Incurred, Direct Losses Unpaid, Direct Defense and Cost Containment Expense Paid, Direct Defense and Cost Containment Expense Incurred, Direct Defense and Cost Containment Expense Unpaid, Commissions and Brokerage Expenses, Taxes, Licenses and Fees. Rows include Fire, Allied lines, Multiple peril crop, Federal flood, Private crop, Private flood, Farmowners multiple peril, Homeowners multiple peril, Commercial multiple peril (non-liability portion), Commercial multiple peril (liability portion), Mortgage guaranty, Ocean marine, Inland marine, Financial guaranty, Medical professional liability, Earthquake, Group accident and health (b), Credit accident and health (group and individual), Collectively renewable accident and health (b), Non-cancelable accident and health(b), Guaranteed renewable accident and health(b), Non-renewable for stated reasons only (b), Other accident only, Medicare Title XVIII exempt from state taxes or fees, All other accident and health (b), Federal employees health benefits plan premium (b), Workers' compensation, Other Liability - occurrence, Other Liability - claims made, Excess workers' compensation, Products liability, Private passenger auto no-fault (personal injury protection), Other private passenger auto liability, Commercial auto no-fault (personal injury protection), Other commercial auto liability, Private passenger auto physical damage, Commercial auto physical damage, Aircraft (all perils), Fidelity, Surety, Burglary and theft, Boiler and machinery, Credit, International, Warranty, Aggregate write-ins for other lines of business, TOTALS (a), DETAILS OF WRITE-INS, Travel Insurance, Summary of remaining write-ins for Line 34 from overflow page, Totals (Lines 3401 thru 3403 plus 3498)(Line 34 above).

(a) Finance and service charges not included in Lines 1 to 35 \$.474

(b) For health business on indicated lines report: Number of persons insured under PPO managed care products 0 and number of persons insured under indemnity only products 0

19 FL



ANNUAL STATEMENT FOR THE YEAR 2021 OF THE American Modern Home Insurance Co.

EXHIBIT OF PREMIUMS AND LOSSES (Statutory Page 14)

NAIC Group Code 0361

BUSINESS IN THE STATE OF Georgia

DURING THE YEAR 2021

NAIC Company Code 23469

Table with 12 columns: Line of Business, Direct Premiums Written, Direct Premiums Earned, Dividends Paid or Credited to Policyholders on Direct Business, Direct Unearned Premium Reserves, Direct Losses Paid (deducting salvage), Direct Losses Incurred, Direct Losses Unpaid, Direct Defense and Cost Containment Expense Paid, Direct Defense and Cost Containment Expense Incurred, Direct Defense and Cost Containment Expense Unpaid, Commissions and Brokerage Expenses, Taxes, Licenses and Fees. Rows include various insurance categories like Fire, Multiple peril, Commercial multiple peril, etc., ending with a TOTALS row.

(a) Finance and service charges not included in Lines 1 to 35 \$ 537,102

(b) For health business on indicated lines report: Number of persons insured under PPO managed care products 0 and number of persons insured under indemnity only products 0

19 GA



ANNUAL STATEMENT FOR THE YEAR 2021 OF THE American Modern Home Insurance Co.

EXHIBIT OF PREMIUMS AND LOSSES (Statutory Page 14)

NAIC Group Code 0361

BUSINESS IN THE STATE OF Hawaii

DURING THE YEAR 2021

NAIC Company Code 23469

Table with 12 columns: Line of Business, Direct Premiums Written, Direct Premiums Earned, Dividends Paid or Credited to Policyholders on Direct Business, Direct Unearned Premium Reserves, Direct Losses Paid (deducting salvage), Direct Losses Incurred, Direct Losses Unpaid, Direct Defense and Cost Containment Expense Paid, Direct Defense and Cost Containment Expense Incurred, Direct Defense and Cost Containment Expense Unpaid, Commissions and Brokerage Expenses, Taxes, Licenses and Fees. Rows include Fire, Multiple peril crop, Federal flood, Private crop, Private flood, Farmowners multiple peril, Homeowners multiple peril, Commercial multiple peril, Mortgage guaranty, Ocean marine, Inland marine, Financial guaranty, Medical professional liability, Earthquake, Group accident and health, Credit accident and health, Collectively renewable accident and health, Non-cancelable accident and health, Guaranteed renewable accident and health, Non-renewable for stated reasons only, Other accident only, Medicare Title XVIII exempt from state taxes or fees, All other accident and health, Federal employees health benefits plan premium, Workers' compensation, Other Liability - occurrence, Other Liability - claims made, Excess workers' compensation, Products liability, Private passenger auto no-fault, Other private passenger auto liability, Commercial auto no-fault, Other commercial auto liability, Private passenger auto physical damage, Commercial auto physical damage, Aircraft, Fidelity, Surety, Burglary and theft, Boiler and machinery, Credit, International, Warranty, Aggregate write-ins for other lines of business, and TOTALS (a).

(a) Finance and service charges not included in Lines 1 to 35 \$ 47,714

(b) For health business on indicated lines report: Number of persons insured under PPO managed care products 0 and number of persons insured under indemnity only products 0

19.HI



ANNUAL STATEMENT FOR THE YEAR 2021 OF THE American Modern Home Insurance Co.

EXHIBIT OF PREMIUMS AND LOSSES (Statutory Page 14)

NAIC Group Code 0361

BUSINESS IN THE STATE OF Idaho

DURING THE YEAR 2021

NAIC Company Code 23469

Table with 12 columns: Line of Business, Direct Premiums Written, Direct Premiums Earned, Dividends Paid or Credited to Policyholders on Direct Business, Direct Unearned Premium Reserves, Direct Losses Paid (deducting salvage), Direct Losses Incurred, Direct Losses Unpaid, Direct Defense and Cost Containment Expense Paid, Direct Defense and Cost Containment Expense Incurred, Direct Defense and Cost Containment Expense Unpaid, Commissions and Brokerage Expenses, Taxes, Licenses and Fees. Rows include Fire, Allied lines, Multiple peril crop, Federal flood, Private crop, Private flood, Farmowners multiple peril, Homeowners multiple peril, Commercial multiple peril (non-liability portion), Commercial multiple peril (liability portion), Mortgage guaranty, Ocean marine, Inland marine, Financial guaranty, Medical professional liability, Earthquake, Group accident and health (b), Credit accident and health (group and individual), Collectively renewable accident and health (b), Non-cancelable accident and health(b), Guaranteed renewable accident and health(b), Non-renewable for stated reasons only (b), Other accident only, Medicare Title XVIII exempt from state taxes or fees, All other accident and health (b), Federal employees health benefits plan premium (b), Workers' compensation, Other Liability - occurrence, Other Liability - claims made, Excess workers' compensation, Products liability, Private passenger auto no-fault (personal injury protection), Other private passenger auto liability, Commercial auto no-fault (personal injury protection), Other commercial auto liability, Private passenger auto physical damage, Commercial auto physical damage, Aircraft (all perils), Fidelity, Surety, Burglary and theft, Boiler and machinery, Credit, International, Warranty, Aggregate write-ins for other lines of business, TOTALS (a), DETAILS OF WRITE-INS, 3401, 3402, 3403, 3498, 3499.

(a) Finance and service charges not included in Lines 1 to 35 \$ 21,809

(b) For health business on indicated lines report: Number of persons insured under PPO managed care products 0 and number of persons insured under indemnity only products 0

191D



ANNUAL STATEMENT FOR THE YEAR 2021 OF THE American Modern Home Insurance Co.

EXHIBIT OF PREMIUMS AND LOSSES (Statutory Page 14)

NAIC Group Code 0361

BUSINESS IN THE STATE OF Illinois

DURING THE YEAR 2021

NAIC Company Code 23469

Table with 12 columns: Line of Business, Direct Premiums Written, Direct Premiums Earned, Dividends Paid or Credited to Policyholders on Direct Business, Direct Unearned Premium Reserves, Direct Losses Paid (deducting salvage), Direct Losses Incurred, Direct Losses Unpaid, Direct Defense and Cost Containment Expense Paid, Direct Defense and Cost Containment Expense Incurred, Direct Defense and Cost Containment Expense Unpaid, Commissions and Brokerage Expenses, Taxes, Licenses and Fees. Rows include various insurance categories like Fire, Multiple peril, Commercial multiple peril, etc., ending with a TOTALS row.

(a) Finance and service charges not included in Lines 1 to 35 \$ 210,225
(b) For health business on indicated lines report: Number of persons insured under PPO managed care products 0 and number of persons insured under indemnity only products 0

19.1L



ANNUAL STATEMENT FOR THE YEAR 2021 OF THE American Modern Home Insurance Co.

EXHIBIT OF PREMIUMS AND LOSSES (Statutory Page 14)

NAIC Group Code 0361

BUSINESS IN THE STATE OF Indiana

DURING THE YEAR 2021

NAIC Company Code 23469

Table with 12 columns: Line of Business, Direct Premiums Written, Direct Premiums Earned, Dividends Paid or Credited to Policyholders on Direct Business, Direct Unearned Premium Reserves, Direct Losses Paid (deducting salvage), Direct Losses Incurred, Direct Losses Unpaid, Direct Defense and Cost Containment Expense Paid, Direct Defense and Cost Containment Expense Incurred, Direct Defense and Cost Containment Expense Unpaid, Commissions and Brokerage Expenses, Taxes, Licenses and Fees. Rows include Fire, Allied lines, Multiple peril crop, Federal flood, Private crop, Private flood, Farmowners multiple peril, Homeowners multiple peril, Commercial multiple peril (non-liability portion), Commercial multiple peril (liability portion), Mortgage guaranty, Ocean marine, Inland marine, Financial guaranty, Medical professional liability, Earthquake, Group accident and health (b), Credit accident and health (group and individual), Collectively renewable accident and health (b), Non-cancelable accident and health(b), Guaranteed renewable accident and health(b), Non-renewable for stated reasons only (b), Other accident only, Medicare Title XVIII exempt from state taxes or fees, All other accident and health (b), Federal employees health benefits plan premium (b), Workers' compensation, Other Liability - occurrence, Other Liability - claims made, Excess workers' compensation, Products liability, Private passenger auto no-fault (personal injury protection), Other private passenger auto liability, Commercial auto no-fault (personal injury protection), Other commercial auto liability, Private passenger auto physical damage, Commercial auto physical damage, Aircraft (all perils), Fidelity, Surety, Burglary and theft, Boiler and machinery, Credit, International, Warranty, Aggregate write-ins for other lines of business, TOTALS (a), DETAILS OF WRITE-INS, 3401, 3402, 3403, 3498, 3499.

(a) Finance and service charges not included in Lines 1 to 35 \$ 153,979

(b) For health business on indicated lines report: Number of persons insured under PPO managed care products 0 and number of persons insured under indemnity only products 0

19 IN



ANNUAL STATEMENT FOR THE YEAR 2021 OF THE American Modern Home Insurance Co.

EXHIBIT OF PREMIUMS AND LOSSES (Statutory Page 14)

NAIC Group Code 0361

BUSINESS IN THE STATE OF Iowa

DURING THE YEAR 2021

NAIC Company Code 23469

Table with 12 columns: Line of Business, Direct Premiums Written, Direct Premiums Earned, Dividends Paid or Credited to Policyholders on Direct Business, Direct Unearned Premium Reserves, Direct Losses Paid (deducting salvage), Direct Losses Incurred, Direct Losses Unpaid, Direct Defense and Cost Containment Expense Paid, Direct Defense and Cost Containment Expense Incurred, Direct Defense and Cost Containment Expense Unpaid, Commissions and Brokerage Expenses, Taxes, Licenses and Fees. Rows include various insurance lines like Fire, Multiple peril crop, Commercial multiple peril, etc., ending with a TOTALS row.

(a) Finance and service charges not included in Lines 1 to 35 \$ 24,402

(b) For health business on indicated lines report: Number of persons insured under PPO managed care products 0 and number of persons insured under indemnity only products 0

191A



ANNUAL STATEMENT FOR THE YEAR 2021 OF THE American Modern Home Insurance Co.

EXHIBIT OF PREMIUMS AND LOSSES (Statutory Page 14)

NAIC Group Code 0361

BUSINESS IN THE STATE OF Kansas

DURING THE YEAR 2021

NAIC Company Code 23469

Table with 12 columns: Line of Business, Direct Premiums Written, Direct Premiums Earned, Dividends Paid or Credited to Policyholders on Direct Business, Direct Unearned Premium Reserves, Direct Losses Paid (deducting salvage), Direct Losses Incurred, Direct Losses Unpaid, Direct Defense and Cost Containment Expense Paid, Direct Defense and Cost Containment Expense Incurred, Direct Defense and Cost Containment Expense Unpaid, Commissions and Brokerage Expenses, Taxes, Licenses and Fees. Rows include various insurance lines like Fire, Multiple peril, Commercial multiple peril, etc., ending with a TOTALS row.

(a) Finance and service charges not included in Lines 1 to 35 \$ 88,477

(b) For health business on indicated lines report: Number of persons insured under PPO managed care products 0 and number of persons insured under indemnity only products 0

19 KS



ANNUAL STATEMENT FOR THE YEAR 2021 OF THE American Modern Home Insurance Co.

EXHIBIT OF PREMIUMS AND LOSSES (Statutory Page 14)

NAIC Group Code 0361

BUSINESS IN THE STATE OF Kentucky

DURING THE YEAR 2021

NAIC Company Code 23469

Table with 12 columns: Line of Business, Direct Premiums Written, Direct Premiums Earned, Dividends Paid or Credited to Policyholders on Direct Business, Direct Unearned Premium Reserves, Direct Losses Paid (deducting salvage), Direct Losses Incurred, Direct Losses Unpaid, Direct Defense and Cost Containment Expense Paid, Direct Defense and Cost Containment Expense Incurred, Direct Defense and Cost Containment Expense Unpaid, Commissions and Brokerage Expenses, Taxes, Licenses and Fees. Rows include various insurance categories like Fire, Multiple peril, Commercial multiple peril, etc., ending with a TOTALS row.

(a) Finance and service charges not included in Lines 1 to 35 \$.56,521

(b) For health business on indicated lines report: Number of persons insured under PPO managed care products 0 and number of persons insured under indemnity only products 0

19 KY



ANNUAL STATEMENT FOR THE YEAR 2021 OF THE American Modern Home Insurance Co.

EXHIBIT OF PREMIUMS AND LOSSES (Statutory Page 14)

NAIC Group Code 0361

BUSINESS IN THE STATE OF Louisiana

DURING THE YEAR 2021

NAIC Company Code 23469

Table with 12 columns: Line of Business, Direct Premiums Written, Direct Premiums Earned, Dividends Paid or Credited to Policyholders on Direct Business, Direct Unearned Premium Reserves, Direct Losses Paid (deducting salvage), Direct Losses Incurred, Direct Losses Unpaid, Direct Defense and Cost Containment Expense Paid, Direct Defense and Cost Containment Expense Incurred, Direct Defense and Cost Containment Expense Unpaid, Commissions and Brokerage Expenses, Taxes, Licenses and Fees. Rows include Fire, Allied lines, Multiple peril crop, Federal flood, Private crop, Private flood, Farmowners multiple peril, Homeowners multiple peril, Commercial multiple peril (non-liability portion), Commercial multiple peril (liability portion), Mortgage guaranty, Ocean marine, Inland marine, Financial guaranty, Medical professional liability, Earthquake, Group accident and health (b), Credit accident and health (group and individual), Collectively renewable accident and health (b), Non-cancelable accident and health(b), Guaranteed renewable accident and health(b), Non-renewable for stated reasons only (b), Other accident only, Medicare Title XVIII exempt from state taxes or fees, All other accident and health (b), Federal employees health benefits plan premium (b), Workers' compensation, Other Liability - occurrence, Other Liability - claims made, Excess workers' compensation, Products liability, Private passenger auto no-fault (personal injury protection), Other private passenger auto liability, Commercial auto no-fault (personal injury protection), Other commercial auto liability, Private passenger auto physical damage, Commercial auto physical damage, Aircraft (all perils), Fidelity, Surety, Burglary and theft, Boiler and machinery, Credit, International, Warranty, Aggregate write-ins for other lines of business, TOTALS (a), DETAILS OF WRITE-INS (3401-3403, 3498, 3499).

(a) Finance and service charges not included in Lines 1 to 35 \$ 216,900

(b) For health business on indicated lines report: Number of persons insured under PPO managed care products 0 and number of persons insured under indemnity only products 0

191A



ANNUAL STATEMENT FOR THE YEAR 2021 OF THE American Modern Home Insurance Co.

EXHIBIT OF PREMIUMS AND LOSSES (Statutory Page 14)

NAIC Group Code 0361

BUSINESS IN THE STATE OF Maine

DURING THE YEAR 2021

NAIC Company Code 23469

Table with 12 columns: Line of Business, Direct Premiums Written, Direct Premiums Earned, Dividends Paid or Credited to Policyholders on Direct Business, Direct Unearned Premium Reserves, Direct Losses Paid (deducting salvage), Direct Losses Incurred, Direct Losses Unpaid, Direct Defense and Cost Containment Expense Paid, Direct Defense and Cost Containment Expense Incurred, Direct Defense and Cost Containment Expense Unpaid, Commissions and Brokerage Expenses, Taxes, Licenses and Fees. Rows include various insurance categories like Fire, Multiple peril crop, Commercial multiple peril, etc., ending with a TOTALS row.

(a) Finance and service charges not included in Lines 1 to 35 \$ 13,307

(b) For health business on indicated lines report: Number of persons insured under PPO managed care products 0 and number of persons insured under indemnity only products 0

19 ME



ANNUAL STATEMENT FOR THE YEAR 2021 OF THE American Modern Home Insurance Co.

EXHIBIT OF PREMIUMS AND LOSSES (Statutory Page 14)

NAIC Group Code 0361

BUSINESS IN THE STATE OF Maryland

DURING THE YEAR 2021

NAIC Company Code 23469

Table with 12 columns: Line of Business, Direct Premiums Written, Direct Premiums Earned, Dividends Paid or Credited to Policyholders on Direct Business, Direct Unearned Premium Reserves, Direct Losses Paid (deducting salvage), Direct Losses Incurred, Direct Losses Unpaid, Direct Defense and Cost Containment Expense Paid, Direct Defense and Cost Containment Expense Incurred, Direct Defense and Cost Containment Expense Unpaid, Commissions and Brokerage Expenses, Taxes, Licenses and Fees. Rows include various insurance categories like Fire, Multiple peril crop, Commercial multiple peril, etc., ending with a TOTALS row.

(a) Finance and service charges not included in Lines 1 to 35 \$ 189,964

(b) For health business on indicated lines report: Number of persons insured under PPO managed care products 0 and number of persons insured under indemnity only products 0

19 MD



ANNUAL STATEMENT FOR THE YEAR 2021 OF THE American Modern Home Insurance Co.

EXHIBIT OF PREMIUMS AND LOSSES (Statutory Page 14)

NAIC Group Code 0361

BUSINESS IN THE STATE OF Massachusetts

DURING THE YEAR 2021

NAIC Company Code 23469

Table with 12 columns: Line of Business, Gross Premiums (Written/Earned), Dividends Paid, Direct Unearned Premium Reserves, Direct Losses Paid, Direct Losses Incurred, Direct Losses Unpaid, Direct Defense and Cost Containment Expense Paid/Incurred, and Taxes, Licenses and Fees.

(a) Finance and service charges not included in Lines 1 to 35 \$ 253,594

(b) For health business on indicated lines report: Number of persons insured under PPO managed care products 0 and number of persons insured under indemnity only products 0

19 MA



ANNUAL STATEMENT FOR THE YEAR 2021 OF THE American Modern Home Insurance Co.

EXHIBIT OF PREMIUMS AND LOSSES (Statutory Page 14)

NAIC Group Code 0361

BUSINESS IN THE STATE OF Michigan

DURING THE YEAR 2021

NAIC Company Code 23469

Table with 12 columns: Line of Business, Gross Premiums (Written/Earned), Dividends, Direct Unearned Premium Reserves, Direct Losses Paid, Direct Losses Incurred, Direct Losses Unpaid, Direct Defense and Cost Containment Expense Paid/Incurred, Direct Defense and Cost Containment Expense Unpaid, Commissions and Brokerage Expenses, Taxes, Licenses and Fees. Rows include Fire, Allied lines, Multiple peril crop, Federal/private crop/flood, Farmowners/homeowners multiple peril, Commercial multiple peril, Mortgage guaranty, Ocean/inland marine, Financial guaranty, Medical professional liability, Earthquake, Group/credit accident and health, Medicare, Workers' compensation, Other Liability, Private/commercial auto liability, Aircraft, Fidelity, Surety, Burglary and theft, Boiler and machinery, Credit, International, Warranty, Aggregate write-ins, and TOTALS (a).

(a) Finance and service charges not included in Lines 1 to 35 \$ 71,655
(b) For health business on indicated lines report: Number of persons insured under PPO managed care products 0 and number of persons insured under indemnity only products 0

19.MI



ANNUAL STATEMENT FOR THE YEAR 2021 OF THE American Modern Home Insurance Co.

EXHIBIT OF PREMIUMS AND LOSSES (Statutory Page 14)

NAIC Group Code 0361

BUSINESS IN THE STATE OF Minnesota

DURING THE YEAR 2021

NAIC Company Code 23469

Table with 12 columns: Line of Business, Direct Premiums Written, Direct Premiums Earned, Dividends Paid or Credited to Policyholders on Direct Business, Direct Unearned Premium Reserves, Direct Losses Paid (deducting salvage), Direct Losses Incurred, Direct Losses Unpaid, Direct Defense and Cost Containment Expense Paid, Direct Defense and Cost Containment Expense Incurred, Direct Defense and Cost Containment Expense Unpaid, Commissions and Brokerage Expenses, Taxes, Licenses and Fees. Rows include Fire, Allied lines, Multiple peril crop, Federal flood, Private crop, Private flood, Farmowners multiple peril, Homeowners multiple peril, Commercial multiple peril (non-liability portion), Commercial multiple peril (liability portion), Mortgage guaranty, Ocean marine, Inland marine, Financial guaranty, Medical professional liability, Earthquake, Group accident and health (b), Credit accident and health (group and individual), Collectively renewable accident and health (b), Non-cancelable accident and health(b), Guaranteed renewable accident and health(b), Non-renewable for stated reasons only (b), Other accident only, Medicare Title XVIII exempt from state taxes or fees, All other accident and health (b), Federal employees health benefits plan premium (b), Workers' compensation, Other Liability - occurrence, Other Liability - claims made, Excess workers' compensation, Products liability, Private passenger auto no-fault (personal injury protection), Other private passenger auto liability, Commercial auto no-fault (personal injury protection), Other commercial auto liability, Private passenger auto physical damage, Commercial auto physical damage, Aircraft (all perils), Fidelity, Surety, Burglary and theft, Boiler and machinery, Credit, International, Warranty, Aggregate write-ins for other lines of business, TOTALS (a), DETAILS OF WRITE-INS, 3401, 3402, 3403, 3498, 3499.

(a) Finance and service charges not included in Lines 1 to 35 \$ 106,436

(b) For health business on indicated lines report: Number of persons insured under PPO managed care products 0 and number of persons insured under indemnity only products 0

19 MN



ANNUAL STATEMENT FOR THE YEAR 2021 OF THE American Modern Home Insurance Co.

EXHIBIT OF PREMIUMS AND LOSSES (Statutory Page 14)

NAIC Group Code 0361

BUSINESS IN THE STATE OF Mississippi

DURING THE YEAR 2021

NAIC Company Code 23469

Table with 12 columns: Line of Business, Direct Premiums Written, Direct Premiums Earned, Dividends Paid or Credited to Policyholders on Direct Business, Direct Unearned Premium Reserves, Direct Losses Paid (deducting salvage), Direct Losses Incurred, Direct Losses Unpaid, Direct Defense and Cost Containment Expense Paid, Direct Defense and Cost Containment Expense Incurred, Direct Defense and Cost Containment Expense Unpaid, Commissions and Brokerage Expenses, Taxes, Licenses and Fees. Rows include various insurance lines like Fire, Multiple peril, Commercial multiple peril, etc., ending with a TOTALS row.

(a) Finance and service charges not included in Lines 1 to 35 \$ 78,104

(b) For health business on indicated lines report: Number of persons insured under PPO managed care products 0 and number of persons insured under indemnity only products 0

19 MS



ANNUAL STATEMENT FOR THE YEAR 2021 OF THE American Modern Home Insurance Co.

EXHIBIT OF PREMIUMS AND LOSSES (Statutory Page 14)

NAIC Group Code 0361

BUSINESS IN THE STATE OF Missouri

DURING THE YEAR 2021

NAIC Company Code 23469

Table with 12 columns: Line of Business, Gross Premiums (Written/Earned), Dividends Paid, Direct Unearned Premium Reserves, Direct Losses Paid, Direct Losses Incurred, Direct Losses Unpaid, Direct Defense and Cost Containment Expense Paid/Incurred, Direct Defense and Cost Containment Expense Unpaid, Commissions and Brokerage Expenses, Taxes, Licenses and Fees. Rows include Fire, Multiple peril crop, Federal flood, Private crop, Private flood, Farmowners multiple peril, Homeowners multiple peril, Commercial multiple peril, Mortgage guaranty, Ocean marine, Inland marine, Financial guaranty, Medical professional liability, Earthquake, Group accident and health, Credit accident and health, Collectively renewable accident and health, Non-cancelable accident and health, Guaranteed renewable accident and health, Non-renewable for stated reasons only, Other accident only, Medicare Title XVIII exempt from state taxes or fees, All other accident and health, Federal employees health benefits plan premium, Workers' compensation, Other Liability - occurrence, Other Liability - claims made, Excess workers' compensation, Products liability, Private passenger auto no-fault, Other private passenger auto liability, Commercial auto no-fault, Other commercial auto liability, Private passenger auto physical damage, Commercial auto physical damage, Aircraft, Fidelity, Surety, Burglary and theft, Boiler and machinery, Credit, International, Warranty, Aggregate write-ins for other lines of business, and TOTALS (a).

(a) Finance and service charges not included in Lines 1 to 35 \$ 152,063
(b) For health business on indicated lines report: Number of persons insured under PPO managed care products 0 and number of persons insured under indemnity only products 0

19 MO



ANNUAL STATEMENT FOR THE YEAR 2021 OF THE American Modern Home Insurance Co.

EXHIBIT OF PREMIUMS AND LOSSES (Statutory Page 14)

NAIC Group Code 0361

BUSINESS IN THE STATE OF Montana

DURING THE YEAR 2021

NAIC Company Code 23469

Table with 12 columns: Line of Business, Direct Premiums Written, Direct Premiums Earned, Dividends Paid or Credited to Policyholders on Direct Business, Direct Unearned Premium Reserves, Direct Losses Paid (deducting salvage), Direct Losses Incurred, Direct Losses Unpaid, Direct Defense and Cost Containment Expense Paid, Direct Defense and Cost Containment Expense Incurred, Direct Defense and Cost Containment Expense Unpaid, Commissions and Brokerage Expenses, Taxes, Licenses and Fees. Rows include various insurance categories like Fire, Multiple peril crop, Commercial multiple peril, etc., ending with a TOTALS row.

(a) Finance and service charges not included in Lines 1 to 35 \$ 15,189

(b) For health business on indicated lines report: Number of persons insured under PPO managed care products 0 and number of persons insured under indemnity only products 0

19 MT



ANNUAL STATEMENT FOR THE YEAR 2021 OF THE American Modern Home Insurance Co.

EXHIBIT OF PREMIUMS AND LOSSES (Statutory Page 14)

NAIC Group Code 0361

BUSINESS IN THE STATE OF Nebraska

DURING THE YEAR 2021

NAIC Company Code 23469

Table with 12 columns: Line of Business, Direct Premiums Written, Direct Premiums Earned, Dividends Paid or Credited to Policyholders on Direct Business, Direct Unearned Premium Reserves, Direct Losses Paid (deducting salvage), Direct Losses Incurred, Direct Losses Unpaid, Direct Defense and Cost Containment Expense Paid, Direct Defense and Cost Containment Expense Incurred, Direct Defense and Cost Containment Expense Unpaid, Commissions and Brokerage Expenses, Taxes, Licenses and Fees. Rows include various insurance lines like Fire, Multiple peril, Commercial multiple peril, etc., ending with a TOTALS row.

(a) Finance and service charges not included in Lines 1 to 35 \$ 47,749

(b) For health business on indicated lines report: Number of persons insured under PPO managed care products 0 and number of persons insured under indemnity only products 0

19 NIE



ANNUAL STATEMENT FOR THE YEAR 2021 OF THE American Modern Home Insurance Co.

EXHIBIT OF PREMIUMS AND LOSSES (Statutory Page 14)

NAIC Group Code 0361

BUSINESS IN THE STATE OF Nevada

DURING THE YEAR 2021

NAIC Company Code 23469

Table with 12 columns: Line of Business, Direct Premiums Written, Direct Premiums Earned, Dividends Paid or Credited to Policyholders on Direct Business, Direct Unearned Premium Reserves, Direct Losses Paid (deducting salvage), Direct Losses Incurred, Direct Losses Unpaid, Direct Defense and Cost Containment Expense Paid, Direct Defense and Cost Containment Expense Incurred, Direct Defense and Cost Containment Expense Unpaid, Commissions and Brokerage Expenses, Taxes, Licenses and Fees. Rows include Fire, Multiple peril crop, Commercial multiple peril, etc., ending with a TOTALS row.

(a) Finance and service charges not included in Lines 1 to 35 \$ 125,181

(b) For health business on indicated lines report: Number of persons insured under PPO managed care products 0 and number of persons insured under indemnity only products 0

19 NV



ANNUAL STATEMENT FOR THE YEAR 2021 OF THE American Modern Home Insurance Co.

EXHIBIT OF PREMIUMS AND LOSSES (Statutory Page 14)

NAIC Group Code 0361

BUSINESS IN THE STATE OF New Hampshire

DURING THE YEAR 2021

NAIC Company Code 23469

Table with 12 columns: Line of Business, Direct Premiums Written, Direct Premiums Earned, Dividends Paid or Credited to Policyholders on Direct Business, Direct Unearned Premium Reserves, Direct Losses Paid (deducting salvage), Direct Losses Incurred, Direct Losses Unpaid, Direct Defense and Cost Containment Expense Paid, Direct Defense and Cost Containment Expense Incurred, Direct Defense and Cost Containment Expense Unpaid, Commissions and Brokerage Expenses, Taxes, Licenses and Fees. Rows include various insurance categories like Fire, Multiple peril, Commercial multiple peril, etc., ending with a TOTALS row.

(a) Finance and service charges not included in Lines 1 to 35 \$ 64,333

(b) For health business on indicated lines report: Number of persons insured under PPO managed care products 0 and number of persons insured under indemnity only products 0

19 NH



ANNUAL STATEMENT FOR THE YEAR 2021 OF THE American Modern Home Insurance Co.

EXHIBIT OF PREMIUMS AND LOSSES (Statutory Page 14)

NAIC Group Code 0361

BUSINESS IN THE STATE OF New Jersey

DURING THE YEAR 2021

NAIC Company Code 23469

Table with 12 columns: Line of Business, Direct Premiums Written, Direct Premiums Earned, Dividends Paid or Credited to Policyholders on Direct Business, Direct Unearned Premium Reserves, Direct Losses Paid (deducting salvage), Direct Losses Incurred, Direct Losses Unpaid, Direct Defense and Cost Containment Expense Paid, Direct Defense and Cost Containment Expense Incurred, Direct Defense and Cost Containment Expense Unpaid, Commissions and Brokerage Expenses, Taxes, Licenses and Fees. Rows include various insurance categories like Fire, Multiple peril, Commercial multiple peril, etc., ending with a TOTALS row.

(a) Finance and service charges not included in Lines 1 to 35 \$ 232,481

(b) For health business on indicated lines report: Number of persons insured under PPO managed care products 0 and number of persons insured under indemnity only products 0

19 NJ



ANNUAL STATEMENT FOR THE YEAR 2021 OF THE American Modern Home Insurance Co.

EXHIBIT OF PREMIUMS AND LOSSES (Statutory Page 14)

NAIC Group Code 0361

BUSINESS IN THE STATE OF New Mexico

DURING THE YEAR 2021

NAIC Company Code 23469

Table with 12 columns: Line of Business, Direct Premiums Written, Direct Premiums Earned, Dividends Paid or Credited to Policyholders on Direct Business, Direct Unearned Premium Reserves, Direct Losses Paid (deducting salvage), Direct Losses Incurred, Direct Losses Unpaid, Direct Defense and Cost Containment Expense Paid, Direct Defense and Cost Containment Expense Incurred, Direct Defense and Cost Containment Expense Unpaid, Commissions and Brokerage Expenses, Taxes, Licenses and Fees. Rows include Fire, Allied lines, Multiple peril crop, Federal flood, Private crop, Private flood, Farmowners multiple peril, Homeowners multiple peril, Commercial multiple peril (non-liability portion), Commercial multiple peril (liability portion), Mortgage guaranty, Ocean marine, Inland marine, Financial guaranty, Medical professional liability, Earthquake, Group accident and health (b), Credit accident and health (group and individual), Collectively renewable accident and health (b), Non-cancelable accident and health(b), Guaranteed renewable accident and health(b), Non-renewable for stated reasons only (b), Other accident only, Medicare Title XVIII exempt from state taxes or fees, All other accident and health (b), Federal employees health benefits plan premium (b), Workers' compensation, Other Liability - occurrence, Other Liability - claims made, Excess workers' compensation, Products liability, Private passenger auto no-fault (personal injury protection), Other private passenger auto liability, Commercial auto no-fault (personal injury protection), Other commercial auto liability, Private passenger auto physical damage, Commercial auto physical damage, Aircraft (all perils), Fidelity, Surety, Burglary and theft, Boiler and machinery, Credit, International, Warranty, Aggregate write-ins for other lines of business, TOTALS (a), DETAILS OF WRITE-INS, 3401, 3402, 3403, 3498, 3499.

(a) Finance and service charges not included in Lines 1 to 35 \$ 74,775

(b) For health business on indicated lines report: Number of persons insured under PPO managed care products 0 and number of persons insured under indemnity only products 0

19 NM



ANNUAL STATEMENT FOR THE YEAR 2021 OF THE American Modern Home Insurance Co.

EXHIBIT OF PREMIUMS AND LOSSES (Statutory Page 14)

NAIC Group Code 0361

BUSINESS IN THE STATE OF New York

DURING THE YEAR 2021

NAIC Company Code 23469

Table with 12 columns: Line of Business, Direct Premiums Written, Direct Premiums Earned, Dividends Paid or Credited to Policyholders on Direct Business, Direct Unearned Premium Reserves, Direct Losses Paid (deducting salvage), Direct Losses Incurred, Direct Losses Unpaid, Direct Defense and Cost Containment Expense Paid, Direct Defense and Cost Containment Expense Incurred, Direct Defense and Cost Containment Expense Unpaid, Commissions and Brokerage Expenses, Taxes, Licenses and Fees. Rows include Fire, Allied lines, Multiple peril crop, Federal flood, Private crop, Private flood, Farmowners multiple peril, Homeowners multiple peril, Commercial multiple peril (non-liability portion), Commercial multiple peril (liability portion), Mortgage guaranty, Ocean marine, Inland marine, Financial guaranty, Medical professional liability, Earthquake, Group accident and health (b), Credit accident and health (group and individual), Collectively renewable accident and health (b), Non-cancelable accident and health(b), Guaranteed renewable accident and health(b), Non-renewable for stated reasons only (b), Other accident only, Medicare Title XVIII exempt from state taxes or fees, All other accident and health (b), Federal employees health benefits plan premium (b), Workers' compensation, Other Liability - occurrence, Other Liability - claims made, Excess workers' compensation, Products liability, Private passenger auto no-fault (personal injury protection), Other private passenger auto liability, Commercial auto no-fault (personal injury protection), Other commercial auto liability, Private passenger auto physical damage, Commercial auto physical damage, Aircraft (all perils), Fidelity, Surety, Burglary and theft, Boiler and machinery, Credit, International, Warranty, Aggregate write-ins for other lines of business, TOTALS (a), and DETAILS OF WRITE-INS (3401-3499).

19.NY

(a) Finance and service charges not included in Lines 1 to 35 \$ 437,277

(b) For health business on indicated lines report: Number of persons insured under PPO managed care products 0 and number of persons insured under indemnity only products 0



ANNUAL STATEMENT FOR THE YEAR 2021 OF THE American Modern Home Insurance Co.

EXHIBIT OF PREMIUMS AND LOSSES (Statutory Page 14)

NAIC Group Code 0361

BUSINESS IN THE STATE OF North Carolina

DURING THE YEAR 2021

NAIC Company Code 23469

Table with 12 columns: Line of Business, Direct Premiums Written, Direct Premiums Earned, Dividends Paid or Credited to Policyholders on Direct Business, Direct Unearned Premium Reserves, Direct Losses Paid (deducting salvage), Direct Losses Incurred, Direct Losses Unpaid, Direct Defense and Cost Containment Expense Paid, Direct Defense and Cost Containment Expense Incurred, Direct Defense and Cost Containment Expense Unpaid, Commissions and Brokerage Expenses, Taxes, Licenses and Fees. Rows include Fire, Allied lines, Multiple peril crop, Federal flood, Private crop, Private flood, Farmowners multiple peril, Homeowners multiple peril, Commercial multiple peril (non-liability portion), Commercial multiple peril (liability portion), Mortgage guaranty, Ocean marine, Inland marine, Financial guaranty, Medical professional liability, Earthquake, Group accident and health (b), Credit accident and health (group and individual), Collectively renewable accident and health (b), Non-cancelable accident and health(b), Guaranteed renewable accident and health(b), Non-renewable for stated reasons only (b), Other accident only, Medicare Title XVIII exempt from state taxes or fees, All other accident and health (b), Federal employees health benefits plan premium (b), Workers' compensation, Other Liability - occurrence, Other Liability - claims made, Excess workers' compensation, Products liability, Private passenger auto no-fault (personal injury protection), Other private passenger auto liability, Commercial auto no-fault (personal injury protection), Other commercial auto liability, Private passenger auto physical damage, Commercial auto physical damage, Aircraft (all perils), Fidelity, Surety, Burglary and theft, Boiler and machinery, Credit, International, Warranty, Aggregate write-ins for other lines of business, TOTALS (a), DETAILS OF WRITE-INS, 3401, 3402, 3403, 3498, 3499.

(a) Finance and service charges not included in Lines 1 to 35 \$ 180,007

(b) For health business on indicated lines report: Number of persons insured under PPO managed care products 0 and number of persons insured under indemnity only products 0

19 NC



ANNUAL STATEMENT FOR THE YEAR 2021 OF THE American Modern Home Insurance Co.

EXHIBIT OF PREMIUMS AND LOSSES (Statutory Page 14)

NAIC Group Code 0361

BUSINESS IN THE STATE OF North Dakota

DURING THE YEAR 2021

NAIC Company Code 23469

Table with 12 columns: Line of Business, Direct Premiums Written, Direct Premiums Earned, Dividends Paid or Credited to Policyholders on Direct Business, Direct Unearned Premium Reserves, Direct Losses Paid (deducting salvage), Direct Losses Incurred, Direct Losses Unpaid, Direct Defense and Cost Containment Expense Paid, Direct Defense and Cost Containment Expense Incurred, Direct Defense and Cost Containment Expense Unpaid, Commissions and Brokerage Expenses, Taxes, Licenses and Fees. Rows include Fire, Allied lines, Multiple peril crop, Federal flood, Private crop, Private flood, Farmowners multiple peril, Homeowners multiple peril, Commercial multiple peril (non-liability portion), Commercial multiple peril (liability portion), Mortgage guaranty, Ocean marine, Inland marine, Financial guaranty, Medical professional liability, Earthquake, Group accident and health (b), Credit accident and health (group and individual), Collectively renewable accident and health (b), Non-cancelable accident and health(b), Guaranteed renewable accident and health(b), Non-renewable for stated reasons only (b), Other accident only, Medicare Title XVIII exempt from state taxes or fees, All other accident and health (b), Federal employees health benefits plan premium (b), Workers' compensation, Other Liability - occurrence, Other Liability - claims made, Excess workers' compensation, Products liability, Private passenger auto no-fault (personal injury protection), Other private passenger auto liability, Commercial auto no-fault (personal injury protection), Other commercial auto liability, Private passenger auto physical damage, Commercial auto physical damage, Aircraft (all perils), Fidelity, Surety, Burglary and theft, Boiler and machinery, Credit, International, Warranty, Aggregate write-ins for other lines of business, TOTALS (a), DETAILS OF WRITE-INS, 3401, 3402, 3403, 3498, 3499.

(a) Finance and service charges not included in Lines 1 to 35 \$ 19,453

(b) For health business on indicated lines report: Number of persons insured under PPO managed care products 0 and number of persons insured under indemnity only products 0

19ND



ANNUAL STATEMENT FOR THE YEAR 2021 OF THE American Modern Home Insurance Co.

EXHIBIT OF PREMIUMS AND LOSSES (Statutory Page 14)

NAIC Group Code 0361

BUSINESS IN THE STATE OF Ohio

DURING THE YEAR 2021

NAIC Company Code 23469

Table with 12 columns: Line of Business, Gross Premiums (Written/Earned), Dividends, Direct Unearned Premium Reserves, Direct Losses Paid, Direct Losses Incurred, Direct Losses Unpaid, Direct Defense and Cost Containment Expense Paid/Incurred, Direct Defense and Cost Containment Expense Unpaid, Commissions and Brokerage Expenses, Taxes, Licenses and Fees.

(a) Finance and service charges not included in Lines 1 to 35 \$ 211,909

(b) For health business on indicated lines report: Number of persons insured under PPO managed care products 0 and number of persons insured under indemnity only products 0

19 OH



ANNUAL STATEMENT FOR THE YEAR 2021 OF THE American Modern Home Insurance Co.

EXHIBIT OF PREMIUMS AND LOSSES (Statutory Page 14)

NAIC Group Code 0361

BUSINESS IN THE STATE OF Oklahoma

DURING THE YEAR 2021

NAIC Company Code 23469

Table with 12 columns: Line of Business, Gross Premiums (Written/Earned), Dividends Paid, Direct Unearned Premium Reserves, Direct Losses Paid, Direct Losses Incurred, Direct Losses Unpaid, Direct Defense and Cost Containment Expense Paid/Incurred, Direct Defense and Cost Containment Expense Unpaid, Commissions and Brokerage Expenses, Taxes, Licenses and Fees.

(a) Finance and service charges not included in Lines 1 to 35 \$.86,876

(b) For health business on indicated lines report: Number of persons insured under PPO managed care products 0 and number of persons insured under indemnity only products 0

19 OK



ANNUAL STATEMENT FOR THE YEAR 2021 OF THE American Modern Home Insurance Co.

EXHIBIT OF PREMIUMS AND LOSSES (Statutory Page 14)

NAIC Group Code 0361

BUSINESS IN THE STATE OF Oregon

DURING THE YEAR 2021

NAIC Company Code 23469

Table with 12 columns: Line of Business, Direct Premiums Written, Direct Premiums Earned, Dividends Paid or Credited to Policyholders on Direct Business, Direct Unearned Premium Reserves, Direct Losses Paid (deducting salvage), Direct Losses Incurred, Direct Losses Unpaid, Direct Defense and Cost Containment Expense Paid, Direct Defense and Cost Containment Expense Incurred, Direct Defense and Cost Containment Expense Unpaid, Commissions and Brokerage Expenses, Taxes, Licenses and Fees. Rows include Fire, Multiple peril crop, Federal flood, Private crop, Private flood, Farmowners multiple peril, Homeowners multiple peril, Commercial multiple peril (non-liability portion), Commercial multiple peril (liability portion), Mortgage guaranty, Ocean marine, Inland marine, Financial guaranty, Medical professional liability, Earthquake, Group accident and health (b), Credit accident and health (group and individual), Collectively renewable accident and health (b), Non-cancelable accident and health(b), Guaranteed renewable accident and health(b), Non-renewable for stated reasons only (b), Other accident only, Medicare Title XVIII exempt from state taxes or fees, All other accident and health (b), Federal employees health benefits plan premium (b), Workers' compensation, Other Liability - occurrence, Other Liability - claims made, Excess workers' compensation, Products liability, Private passenger auto no-fault (personal injury protection), Other private passenger auto liability, Commercial auto no-fault (personal injury protection), Other commercial auto liability, Private passenger auto physical damage, Commercial auto physical damage, Aircraft (all perils), Fidelity, Surety, Burglary and theft, Boiler and machinery, Credit, International, Warranty, Aggregate write-ins for other lines of business, TOTALS (a), DETAILS OF WRITE-INS, 3401, 3402, 3403, 3498, 3499.

(a) Finance and service charges not included in Lines 1 to 35 \$ 150,263

(b) For health business on indicated lines report: Number of persons insured under PPO managed care products 0 and number of persons insured under indemnity only products 0

19 OR



ANNUAL STATEMENT FOR THE YEAR 2021 OF THE American Modern Home Insurance Co.

EXHIBIT OF PREMIUMS AND LOSSES (Statutory Page 14)

NAIC Group Code 0361

BUSINESS IN THE STATE OF Pennsylvania

DURING THE YEAR 2021

NAIC Company Code 23469

Table with 12 columns: Line of Business, Direct Premiums Written, Direct Premiums Earned, Dividends Paid or Credited to Policyholders on Direct Business, Direct Unearned Premium Reserves, Direct Losses Paid (deducting salvage), Direct Losses Incurred, Direct Losses Unpaid, Direct Defense and Cost Containment Expense Paid, Direct Defense and Cost Containment Expense Incurred, Direct Defense and Cost Containment Expense Unpaid, Commissions and Brokerage Expenses, Taxes, Licenses and Fees. Rows include various insurance categories like Fire, Multiple peril, Commercial multiple peril, etc., ending with a TOTALS row.

(a) Finance and service charges not included in Lines 1 to 35 \$ 238,963

(b) For health business on indicated lines report: Number of persons insured under PPO managed care products 0 and number of persons insured under indemnity only products 0

19 PA



ANNUAL STATEMENT FOR THE YEAR 2021 OF THE American Modern Home Insurance Co.

EXHIBIT OF PREMIUMS AND LOSSES (Statutory Page 14)

NAIC Group Code 0361

BUSINESS IN THE STATE OF Rhode Island

DURING THE YEAR 2021

NAIC Company Code 23469

Table with 12 columns: Line of Business, Direct Premiums Written, Direct Premiums Earned, Dividends Paid or Credited to Policyholders on Direct Business, Direct Unearned Premium Reserves, Direct Losses Paid (deducting salvage), Direct Losses Incurred, Direct Losses Unpaid, Direct Defense and Cost Containment Expense Paid, Direct Defense and Cost Containment Expense Incurred, Direct Defense and Cost Containment Expense Unpaid, Commissions and Brokerage Expenses, Taxes, Licenses and Fees. Rows include Fire, Multiple peril crop, Federal flood, Private crop, Private flood, Farmowners multiple peril, Homeowners multiple peril, Commercial multiple peril (non-liability portion), Commercial multiple peril (liability portion), Mortgage guaranty, Ocean marine, Inland marine, Financial guaranty, Medical professional liability, Earthquake, Group accident and health (b), Credit accident and health (group and individual), Collectively renewable accident and health (b), Non-cancelable accident and health(b), Guaranteed renewable accident and health(b), Non-renewable for stated reasons only (b), Other accident only, Medicare Title XVIII exempt from state taxes or fees, All other accident and health (b), Federal employees health benefits plan premium (b), Workers' compensation, Other Liability - occurrence, Other Liability - claims made, Excess workers' compensation, Products liability, Private passenger auto no-fault (personal injury protection), Other private passenger auto liability, Commercial auto no-fault (personal injury protection), Other commercial auto liability, Private passenger auto physical damage, Commercial auto physical damage, Aircraft (all perils), Fidelity, Surety, Burglary and theft, Boiler and machinery, Credit, International, Warranty, Aggregate write-ins for other lines of business, TOTALS (a), DETAILS OF WRITE-INS, 3401, 3402, 3403, 3498, 3499.

(a) Finance and service charges not included in Lines 1 to 35 \$ 44,984

(b) For health business on indicated lines report: Number of persons insured under PPO managed care products 0 and number of persons insured under indemnity only products 0

19.RI



ANNUAL STATEMENT FOR THE YEAR 2021 OF THE American Modern Home Insurance Co.

EXHIBIT OF PREMIUMS AND LOSSES (Statutory Page 14)

NAIC Group Code 0361

BUSINESS IN THE STATE OF South Carolina

DURING THE YEAR 2021

NAIC Company Code 23469

Table with 12 columns: Line of Business, Direct Premiums Written, Direct Premiums Earned, Dividends Paid or Credited to Policyholders on Direct Business, Direct Unearned Premium Reserves, Direct Losses Paid (deducting salvage), Direct Losses Incurred, Direct Losses Unpaid, Direct Defense and Cost Containment Expense Paid, Direct Defense and Cost Containment Expense Incurred, Direct Defense and Cost Containment Expense Unpaid, Commissions and Brokerage Expenses, Taxes, Licenses and Fees. Rows include various insurance categories like Fire, Multiple peril, Commercial multiple peril, etc., ending with a TOTALS row.

(a) Finance and service charges not included in Lines 1 to 35 \$ 303,042

(b) For health business on indicated lines report: Number of persons insured under PPO managed care products 0 and number of persons insured under indemnity only products 0

19 SC



ANNUAL STATEMENT FOR THE YEAR 2021 OF THE American Modern Home Insurance Co.

EXHIBIT OF PREMIUMS AND LOSSES (Statutory Page 14)

NAIC Group Code 0361

BUSINESS IN THE STATE OF South Dakota

DURING THE YEAR 2021

NAIC Company Code 23469

Table with 12 columns: Line of Business, Direct Premiums Written, Direct Premiums Earned, Dividends Paid or Credited to Policyholders on Direct Business, Direct Unearned Premium Reserves, Direct Losses Paid (deducting salvage), Direct Losses Incurred, Direct Losses Unpaid, Direct Defense and Cost Containment Expense Paid, Direct Defense and Cost Containment Expense Incurred, Direct Defense and Cost Containment Expense Unpaid, Commissions and Brokerage Expenses, Taxes, Licenses and Fees. Rows include various insurance categories like Fire, Multiple peril, Commercial multiple peril, etc., ending with a TOTALS row.

(a) Finance and service charges not included in Lines 1 to 35 \$ 4,263

(b) For health business on indicated lines report: Number of persons insured under PPO managed care products 0 and number of persons insured under indemnity only products 0

19 SD



ANNUAL STATEMENT FOR THE YEAR 2021 OF THE American Modern Home Insurance Co.

EXHIBIT OF PREMIUMS AND LOSSES (Statutory Page 14)

NAIC Group Code 0361

BUSINESS IN THE STATE OF Tennessee

DURING THE YEAR 2021

NAIC Company Code 23469

Table with 12 columns: Line of Business, Direct Premiums Written, Direct Premiums Earned, Dividends Paid or Credited to Policyholders on Direct Business, Direct Unearned Premium Reserves, Direct Losses Paid (deducting salvage), Direct Losses Incurred, Direct Losses Unpaid, Direct Defense and Cost Containment Expense Paid, Direct Defense and Cost Containment Expense Incurred, Direct Defense and Cost Containment Expense Unpaid, Commissions and Brokerage Expenses, Taxes, Licenses and Fees. Rows include various insurance categories like Fire, Multiple peril, Commercial multiple peril, etc., ending with a TOTALS row.

(a) Finance and service charges not included in Lines 1 to 35 \$ 217,938

(b) For health business on indicated lines report: Number of persons insured under PPO managed care products 0 and number of persons insured under indemnity only products 0

19.TN



ANNUAL STATEMENT FOR THE YEAR 2021 OF THE American Modern Home Insurance Co.

EXHIBIT OF PREMIUMS AND LOSSES (Statutory Page 14)

NAIC Group Code 0361

BUSINESS IN THE STATE OF Texas

DURING THE YEAR 2021

NAIC Company Code 23469

Table with 12 columns: Line of Business, Direct Premiums Written, Direct Premiums Earned, Dividends Paid or Credited to Policyholders on Direct Business, Direct Unearned Premium Reserves, Direct Losses Paid (deducting salvage), Direct Losses Incurred, Direct Losses Unpaid, Direct Defense and Cost Containment Expense Paid, Direct Defense and Cost Containment Expense Incurred, Direct Defense and Cost Containment Expense Unpaid, Commissions and Brokerage Expenses, Taxes, Licenses and Fees. Rows include Fire, Allied lines, Multiple peril crop, Federal flood, Private crop, Private flood, Farmowners multiple peril, Homeowners multiple peril, Commercial multiple peril (non-liability portion), Commercial multiple peril (liability portion), Mortgage guaranty, Ocean marine, Inland marine, Financial guaranty, Medical professional liability, Earthquake, Group accident and health (b), Credit accident and health (group and individual), Collectively renewable accident and health (b), Non-cancelable accident and health(b), Guaranteed renewable accident and health(b), Non-renewable for stated reasons only (b), Other accident only, Medicare Title XVIII exempt from state taxes or fees, All other accident and health (b), Federal employees health benefits plan premium (b), Workers' compensation, Other Liability - occurrence, Other Liability - claims made, Excess workers' compensation, Products liability, Private passenger auto no-fault (personal injury protection), Other private passenger auto liability, Commercial auto no-fault (personal injury protection), Other commercial auto liability, Private passenger auto physical damage, Commercial auto physical damage, Aircraft (all perils), Fidelity, Surety, Burglary and theft, Boiler and machinery, Credit, International, Warranty, Aggregate write-ins for other lines of business, TOTALS (a), DETAILS OF WRITE-INS (3401-3403, 3498, 3499).

(a) Finance and service charges not included in Lines 1 to 35 \$ 2,634,055

(b) For health business on indicated lines report: Number of persons insured under PPO managed care products 0 and number of persons insured under indemnity only products 0

19.TX



ANNUAL STATEMENT FOR THE YEAR 2021 OF THE American Modern Home Insurance Co.

EXHIBIT OF PREMIUMS AND LOSSES (Statutory Page 14)

NAIC Group Code 0361

BUSINESS IN THE STATE OF Utah

DURING THE YEAR 2021

NAIC Company Code 23469

Table with 12 columns: Line of Business, Direct Premiums Written, Direct Premiums Earned, Dividends Paid or Credited to Policyholders on Direct Business, Direct Unearned Premium Reserves, Direct Losses Paid (deducting salvage), Direct Losses Incurred, Direct Losses Unpaid, Direct Defense and Cost Containment Expense Paid, Direct Defense and Cost Containment Expense Incurred, Direct Defense and Cost Containment Expense Unpaid, Commissions and Brokerage Expenses, Taxes, Licenses and Fees. Rows include various insurance categories like Fire, Multiple peril crop, Commercial multiple peril, etc., ending with a TOTALS row.

(a) Finance and service charges not included in Lines 1 to 35 \$ 60,949

(b) For health business on indicated lines report: Number of persons insured under PPO managed care products 0 and number of persons insured under indemnity only products 0

19 UT



ANNUAL STATEMENT FOR THE YEAR 2021 OF THE American Modern Home Insurance Co.

EXHIBIT OF PREMIUMS AND LOSSES (Statutory Page 14)

NAIC Group Code 0361

BUSINESS IN THE STATE OF Vermont

DURING THE YEAR 2021

NAIC Company Code 23469

Table with 12 columns: Line of Business, Direct Premiums Written, Direct Premiums Earned, Dividends Paid or Credited to Policyholders on Direct Business, Direct Unearned Premium Reserves, Direct Losses Paid (deducting salvage), Direct Losses Incurred, Direct Losses Unpaid, Direct Defense and Cost Containment Expense Paid, Direct Defense and Cost Containment Expense Incurred, Direct Defense and Cost Containment Expense Unpaid, Commissions and Brokerage Expenses, Taxes, Licenses and Fees. Rows include Fire, Multiple peril crop, Commercial multiple peril, etc., ending with a TOTALS row.

(a) Finance and service charges not included in Lines 1 to 35 \$ 10,881

(b) For health business on indicated lines report: Number of persons insured under PPO managed care products 0 and number of persons insured under indemnity only products 0

19.VT



ANNUAL STATEMENT FOR THE YEAR 2021 OF THE American Modern Home Insurance Co.

EXHIBIT OF PREMIUMS AND LOSSES (Statutory Page 14)

NAIC Group Code 0361

BUSINESS IN THE STATE OF Virginia

DURING THE YEAR 2021

NAIC Company Code 23469

Table with 12 columns: Line of Business, Direct Premiums Written, Direct Premiums Earned, Dividends Paid or Credited to Policyholders on Direct Business, Direct Unearned Premium Reserves, Direct Losses Paid (deducting salvage), Direct Losses Incurred, Direct Losses Unpaid, Direct Defense and Cost Containment Expense Paid, Direct Defense and Cost Containment Expense Incurred, Direct Defense and Cost Containment Expense Unpaid, Commissions and Brokerage Expenses, Taxes, Licenses and Fees. Rows include Fire, Multiple peril crop, Federal flood, Private crop, Private flood, Farmowners multiple peril, Homeowners multiple peril, Commercial multiple peril (non-liability portion), Commercial multiple peril (liability portion), Mortgage guaranty, Ocean marine, Inland marine, Financial guaranty, Medical professional liability, Earthquake, Group accident and health (b), Credit accident and health (group and individual), Collectively renewable accident and health (b), Non-cancelable accident and health(b), Guaranteed renewable accident and health(b), Non-renewable for stated reasons only (b), Other accident only, Medicare Title XVIII exempt from state taxes or fees, All other accident and health (b), Federal employees health benefits plan premium (b), Workers' compensation, Other Liability - occurrence, Other Liability - claims made, Excess workers' compensation, Products liability, Private passenger auto no-fault (personal injury protection), Other private passenger auto liability, Commercial auto no-fault (personal injury protection), Other commercial auto liability, Private passenger auto physical damage, Commercial auto physical damage, Aircraft (all perils), Fidelity, Surety, Burglary and theft, Boiler and machinery, Credit, International, Warranty, Aggregate write-ins for other lines of business, TOTALS (a), DETAILS OF WRITE-INS, 3401, 3402, 3403, 3498, 3499.

(a) Finance and service charges not included in Lines 1 to 35 \$ 402,749

(b) For health business on indicated lines report: Number of persons insured under PPO managed care products 0 and number of persons insured under indemnity only products 0

19 VA



ANNUAL STATEMENT FOR THE YEAR 2021 OF THE American Modern Home Insurance Co.

EXHIBIT OF PREMIUMS AND LOSSES (Statutory Page 14)

NAIC Group Code 0361

BUSINESS IN THE STATE OF Washington

DURING THE YEAR 2021

NAIC Company Code 23469

Table with 12 columns: Line of Business, Direct Premiums Written, Direct Premiums Earned, Dividends Paid or Credited to Policyholders on Direct Business, Direct Unearned Premium Reserves, Direct Losses Paid (deducting salvage), Direct Losses Incurred, Direct Losses Unpaid, Direct Defense and Cost Containment Expense Paid, Direct Defense and Cost Containment Expense Incurred, Direct Defense and Cost Containment Expense Unpaid, Commissions and Brokerage Expenses, Taxes, Licenses and Fees. Rows include Fire, Multiple peril crop, Federal flood, Private crop, Private flood, Farmowners multiple peril, Homeowners multiple peril, Commercial multiple peril (non-liability portion), Commercial multiple peril (liability portion), Mortgage guaranty, Ocean marine, Inland marine, Financial guaranty, Medical professional liability, Earthquake, Group accident and health (b), Credit accident and health (group and individual), Collectively renewable accident and health (b), Non-cancelable accident and health(b), Guaranteed renewable accident and health(b), Non-renewable for stated reasons only (b), Other accident only, Medicare Title XVIII exempt from state taxes or fees, All other accident and health (b), Federal employees health benefits plan premium (b), Workers' compensation, Other Liability - occurrence, Other Liability - claims made, Excess workers' compensation, Products liability, Private passenger auto no-fault (personal injury protection), Other private passenger auto liability, Commercial auto no-fault (personal injury protection), Other commercial auto liability, Private passenger auto physical damage, Commercial auto physical damage, Aircraft (all perils), Fidelity, Surety, Burglary and theft, Boiler and machinery, Credit, International, Warranty, Aggregate write-ins for other lines of business, TOTALS (a), DETAILS OF WRITE-INS, 3401, 3402, 3403, 3498, 3499.

19/WA

(a) Finance and service charges not included in Lines 1 to 35 \$ 499,841

(b) For health business on indicated lines report: Number of persons insured under PPO managed care products 0 and number of persons insured under indemnity only products 0



ANNUAL STATEMENT FOR THE YEAR 2021 OF THE American Modern Home Insurance Co.

EXHIBIT OF PREMIUMS AND LOSSES (Statutory Page 14)

NAIC Group Code 0361

BUSINESS IN THE STATE OF West Virginia

DURING THE YEAR 2021

NAIC Company Code 23469

Table with 12 columns: Line of Business, Direct Premiums Written, Direct Premiums Earned, Dividends Paid or Credited to Policyholders on Direct Business, Direct Unearned Premium Reserves, Direct Losses Paid (deducting salvage), Direct Losses Incurred, Direct Losses Unpaid, Direct Defense and Cost Containment Expense Paid, Direct Defense and Cost Containment Expense Incurred, Direct Defense and Cost Containment Expense Unpaid, Commissions and Brokerage Expenses, Taxes, Licenses and Fees. Rows include various insurance categories like Fire, Multiple peril, Commercial, and a TOTALS row.

(a) Finance and service charges not included in Lines 1 to 35 \$ 23,476

(b) For health business on indicated lines report: Number of persons insured under PPO managed care products 0 and number of persons insured under indemnity only products 0

191WV



ANNUAL STATEMENT FOR THE YEAR 2021 OF THE American Modern Home Insurance Co.

EXHIBIT OF PREMIUMS AND LOSSES (Statutory Page 14)

NAIC Group Code 0361

BUSINESS IN THE STATE OF Wisconsin

DURING THE YEAR 2021

NAIC Company Code 23469

Table with 12 columns: Line of Business, Gross Premiums (Written/Earned), Dividends Paid, Direct Unearned Premium Reserves, Direct Losses Paid, Direct Losses Incurred, Direct Losses Unpaid, Direct Defense and Cost Containment Expense Paid/Incurred, Direct Defense and Cost Containment Expense Unpaid, Commissions and Brokerage Expenses, Taxes, Licenses and Fees.

(a) Finance and service charges not included in Lines 1 to 35 \$ 55,043

(b) For health business on indicated lines report: Number of persons insured under PPO managed care products 0 and number of persons insured under indemnity only products 0

19.WI



ANNUAL STATEMENT FOR THE YEAR 2021 OF THE American Modern Home Insurance Co.

EXHIBIT OF PREMIUMS AND LOSSES (Statutory Page 14)

NAIC Group Code 0361

BUSINESS IN THE STATE OF Wyoming

DURING THE YEAR 2021

NAIC Company Code 23469

Table with 12 columns: Line of Business, Direct Premiums Written, Direct Premiums Earned, Dividends Paid or Credited to Policyholders on Direct Business, Direct Unearned Premium Reserves, Direct Losses Paid (deducting salvage), Direct Losses Incurred, Direct Losses Unpaid, Direct Defense and Cost Containment Expense Paid, Direct Defense and Cost Containment Expense Incurred, Direct Defense and Cost Containment Expense Unpaid, Commissions and Brokerage Expenses, Taxes, Licenses and Fees. Rows include Fire, Allied lines, Multiple peril crop, Federal flood, Private crop, Private flood, Farmowners multiple peril, Homeowners multiple peril, Commercial multiple peril (non-liability portion), Commercial multiple peril (liability portion), Mortgage guaranty, Ocean marine, Inland marine, Financial guaranty, Medical professional liability, Earthquake, Group accident and health (b), Credit accident and health (group and individual), Collectively renewable accident and health (b), Non-cancelable accident and health(b), Guaranteed renewable accident and health(b), Non-renewable for stated reasons only (b), Other accident only, Medicare Title XVIII exempt from state taxes or fees, All other accident and health (b), Federal employees health benefits plan premium (b), Workers' compensation, Other Liability - occurrence, Other Liability - claims made, Excess workers' compensation, Products liability, Private passenger auto no-fault (personal injury protection), Other private passenger auto liability, Commercial auto no-fault (personal injury protection), Other commercial auto liability, Private passenger auto physical damage, Commercial auto physical damage, Aircraft (all perils), Fidelity, Surety, Burglary and theft, Boiler and machinery, Credit, International, Warranty, Aggregate write-ins for other lines of business, TOTALS (a), DETAILS OF WRITE-INS, 3401, 3402, 3403, 3498, 3499.

19.WY

(a) Finance and service charges not included in Lines 1 to 35 \$ 4,737

(b) For health business on indicated lines report: Number of persons insured under PPO managed care products 0 and number of persons insured under indemnity only products 0



ANNUAL STATEMENT FOR THE YEAR 2021 OF THE American Modern Home Insurance Co.

EXHIBIT OF PREMIUMS AND LOSSES (Statutory Page 14)

NAIC Group Code 0361

BUSINESS IN THE STATE OF Guam

DURING THE YEAR 2021

NAIC Company Code 23469

Line of Business	Gross Premiums, Including Policy and Membership Fees, Less Return Premiums and Premiums on Policies not Taken		3 Dividends Paid or Credited to Policyholders on Direct Business	4 Direct Unearned Premium Reserves	5 Direct Losses Paid (deducting salvage)	6 Direct Losses Incurred	7 Direct Losses Unpaid	8 Direct Defense and Cost Containment Expense Paid	9 Direct Defense and Cost Containment Expense Incurred	10 Direct Defense and Cost Containment Expense Unpaid	11 Commissions and Brokerage Expenses	12 Taxes, Licenses and Fees
	1 Direct Premiums Written	2 Direct Premiums Earned										
1. Fire												
2.1 Allied lines												
2.2 Multiple peril crop												
2.3 Federal flood												
2.4 Private crop												
2.5 Private flood												
3. Farmowners multiple peril												
4. Homeowners multiple peril												
5.1 Commercial multiple peril (non-liability portion)												
5.2 Commercial multiple peril (liability portion)												
6. Mortgage guaranty												
8. Ocean marine												
9. Inland marine												
10. Financial guaranty												
11. Medical professional liability												
12. Earthquake												
13. Group accident and health (b)												
14. Credit accident and health (group and individual)												
15.1 Collectively renewable accident and health (b)												
15.2 Non-cancelable accident and health(b)												
15.3 Guaranteed renewable accident and health(b)												
15.4 Non-renewable for stated reasons only (b)												
15.5 Other accident only												
15.6 Medicare Title XVIII exempt from state taxes or fees												
15.7 All other accident and health (b)												
15.8 Federal employees health benefits plan premium (b)												
16. Workers' compensation												
17.1 Other Liability - occurrence												
17.2 Other Liability - claims made												
17.3 Excess workers' compensation												
18. Products liability												
19.1 Private passenger auto no-fault (personal injury protection)												
19.2 Other private passenger auto liability												
19.3 Commercial auto no-fault (personal injury protection)												
19.4 Other commercial auto liability												
21.1 Private passenger auto physical damage												
21.2 Commercial auto physical damage												
22. Aircraft (all perils)												
23. Fidelity												
24. Surety												
26. Burglary and theft												
27. Boiler and machinery												
28. Credit												
29. International												
30. Warranty												
34. Aggregate write-ins for other lines of business												
35. TOTALS (a)												
DETAILS OF WRITE-INS												
3401.												
3402.												
3403.												
3498. Summary of remaining write-ins for Line 34 from overflow page												
3499. Totals (Lines 3401 thru 3403 plus 3498)(Line 34 above)												

NONE

(a) Finance and service charges not included in Lines 1 to 35 \$

(b) For health business on indicated lines report: Number of persons insured under PPO managed care products and number of persons insured under indemnity only products

19 GU



ANNUAL STATEMENT FOR THE YEAR 2021 OF THE American Modern Home Insurance Co.

EXHIBIT OF PREMIUMS AND LOSSES (Statutory Page 14)

NAIC Group Code 0361

BUSINESS IN THE STATE OF Puerto Rico

DURING THE YEAR 2021

NAIC Company Code 23469

Table with 12 columns: Line of Business, Direct Premiums Written, Direct Premiums Earned, Dividends Paid or Credited to Policyholders on Direct Business, Direct Unearned Premium Reserves, Direct Losses Paid (deducting salvage), Direct Losses Incurred, Direct Losses Unpaid, Direct Defense and Cost Containment Expense Paid, Direct Defense and Cost Containment Expense Incurred, Direct Defense and Cost Containment Expense Unpaid, Commissions and Brokerage Expenses, Taxes, Licenses and Fees. Rows include various insurance categories like Fire, Multiple peril, Federal flood, etc., ending with a TOTALS row and a DETAILS OF WRITE-INS section.

(a) Finance and service charges not included in Lines 1 to 35 \$ 0

(b) For health business on indicated lines report: Number of persons insured under PPO managed care products 0 and number of persons insured under indemnity only products 0

19,PR



ANNUAL STATEMENT FOR THE YEAR 2021 OF THE American Modern Home Insurance Co.

EXHIBIT OF PREMIUMS AND LOSSES (Statutory Page 14)

NAIC Group Code 0361

BUSINESS IN THE STATE OF Grand Total

DURING THE YEAR 2021

NAIC Company Code 23469

Table with 12 columns: Line of Business, Direct Premiums Written, Direct Premiums Earned, Dividends Paid or Credited to Policyholders on Direct Business, Direct Unearned Premium Reserves, Direct Losses Paid (deducting salvage), Direct Losses Incurred, Direct Losses Unpaid, Direct Defense and Cost Containment Expense Paid, Direct Defense and Cost Containment Expense Incurred, Direct Defense and Cost Containment Expense Unpaid, Commissions and Brokerage Expenses, Taxes, Licenses and Fees. Rows include various insurance categories like Fire, Multiple peril, Commercial multiple peril, etc., ending with a TOTALS row.

(a) Finance and service charges not included in Lines 1 to 35 \$ 10,593,747

(b) For health business on indicated lines report: Number of persons insured under PPO managed care products 0 and number of persons insured under indemnity only products 0

19GT

ANNUAL STATEMENT FOR THE YEAR 2021 OF THE American Modern Home Insurance Co.

SCHEDULE F - PART 1

Assumed Reinsurance as of December 31, Current Year (\$000 Omitted)

1 ID Number	2 NAIC Company Code	3 Name of Reinsured	4 Domiciliary Jurisdiction	5 Assumed Premium	Reinsurance On		8 Cols. 6 + 7	9 Contingent Commissions Payable	10 Assumed Premiums Receivable	11 Unearned Premium	12 Funds Held By or Deposited With Reinsured Companies	13 Letters of Credit Posted	14 Amount of Assets Pledged or Compensating Balances to Secure Letters of Credit	15 Amount of Assets Pledged or Collateral Held in Trust
					6 Paid Losses and Loss Adjustment Expenses	7 Known Case Losses and LAE								
31-0711074	23450	AMERICAN FAMILY HOME INS	FL	235,117	29,738	71,547	101,284	0	89,486	104,629	0	0	0	0
20-2769607	12314	AMERICAN MODERN INS CO OF FLORIDA	FL	22,172	2,696	3,410	6,105	0	7,919	12,071	10,347	0	0	0
43-1262602	42722	AMERICAN MODERN PROPERTY & CASUALTY CO	OH	1,037,420	73,316	116,158	189,474	0	189,321	544,100	0	0	0	0
38-2342976	38652	AMERICAN MODERN SELECT INS CO	OH	9,935	7,071	15,143	22,214	0	12,059	5,027	0	0	0	0
31-0920414	35912	AMERICAN WESTERN HOME INSURANCE COMPANY	OK	1,562	5,445	1,195	6,641	0	21,119	270	12,170	0	0	0
59-2236254	41998	American Southern Home Insurance Company	FL	59,983	10,141	27,491	37,632	0	18,355	25,327	0	0	0	0
0199999. Affiliates - U.S. Intercompany Pooling				1,366,188	128,407	234,943	363,350	0	338,259	691,424	22,517	0	0	0
31-1056196	42005	AMERICAN MODERN LLOYDS INSURANCE CO	TX	12,784	899	1,336	2,235	0	1,726	3,840	0	0	0	0
0399999. Affiliates - U.S. Non-Pool - Other				12,784	899	1,336	2,235	0	1,726	3,840	0	0	0	0
0499999. Total - U.S. Non-Pool				12,784	899	1,336	2,235	0	1,726	3,840	0	0	0	0
0799999. Total - Other (Non-U.S.)				0	0	0	0	0	0	0	0	0	0	0
0899999. Total - Affiliates				1,378,972	129,306	236,279	365,585	0	339,986	695,264	22,517	0	0	0
58-1529575	42978	AMERICAN SECURITY INSURANCE COMPANY	DE	0	9	20	29	0	0	0	0	0	0	0
75-0773333	29246	CONSUMERS COUNTY MUTUAL INSURANCE	TX	19	0	(69)	(69)	0	0	2	0	0	0	0
74-1005294	12877	German American Farm Mutual	TX	(2)	46	(32)	13	0	6	0	0	0	0	0
0999999. Total Other U.S. Unaffiliated Insurers				17	54	(81)	(27)	0	6	2	0	0	0	0
AA-9991100	00000	ALABAMA COMMERCIAL AUTOMOBILE PROCEDURE	AL	0	0	0	0	0	0	0	0	0	0	0
AA-9991300	00043	ALABAMA INSURANCE UNDERWRITING ASSOC	AL	2,125	1,409	73	1,482	0	3,149	43	0	0	0	0
AA-9991102	00000	ARIZONA COMMERCIAL AUTOMOBILE	AZ	0	0	5	5	0	0	0	0	0	0	0
AA-9991103	00000	ARKANSAS COMMERCIAL AUTOMOBILE	AR	0	0	1	1	0	0	0	0	0	0	0
AA-9991105	00000	CALIFORNIA COMMERCIAL AUTO	CA	12	0	31	31	0	0	5	0	0	0	0
AA-9991107	00000	COLORADO COMMERCIAL AUTOMOBILE	CO	1	0	2	2	0	0	1	0	0	0	0
AA-9991108	00000	CONNECTICUT COMMERCIAL AUTOMOBILE	CT	0	0	0	0	0	0	0	0	0	0	0
AA-9991202	00000	CONNECTICUT FAIR PLAN	CT	319	450	7	457	0	472	6	0	0	0	0
AA-9991110	00000	DELAWARE COMMERCIAL AUTOMOBILE	DE	0	0	0	0	0	0	0	0	0	0	0
AA-9991203	00000	DELAWARE FAIR PLAN	DE	4	26	1	26	0	39	2	0	0	0	0
AA-9991204	00000	District of Columbia Property Ins	DC	91	103	0	103	0	109	0	0	0	0	0
AA-9991112	00000	GEORGIA COMMERCIAL AUTOMOBILE	GA	0	0	0	0	0	0	0	0	0	0	0
AA-9991114	00000	IDAHO COMMERCIAL AUTOMOBILE	ID	0	0	0	0	0	0	0	0	0	0	0
AA-9991115	00000	ILLINOIS COMMERCIAL AUTOMOBILE	IL	4	0	17	17	0	0	2	0	0	0	0
AA-9991206	00000	ILLINOIS FAIR PLAN ASSOCIATION	IL	24	86	2	88	0	97	5	0	0	0	0
AA-9991118	00000	IOWA COMMERCIAL AUTOMOBILE	IA	3	0	4	4	0	0	1	0	0	0	0
42-0941910	15775	IOWA FAIR PLAN ASSOCIATION	IA	0	5	0	5	0	8	0	0	0	0	0
AA-9991119	00000	KANSAS COMMERCIAL AUTOMOBILE	KS	2	0	1	1	0	0	1	0	0	0	0
AA-9991209	00000	KANSAS FAIR PLAN	KS	0	17	1	18	0	22	3	0	0	0	0
AA-9991120	00000	KENTUCKY COMMERCIAL AUTOMOBILE	KY	0	0	1	1	0	0	0	0	0	0	0
AA-9991210	00000	KENTUCKY FAIR PLAN REINSURANCE ASS.	KY	(23)	66	0	66	0	90	1	0	0	0	0
AA-9991121	00000	LOUISIANA COMMERCIAL AUTOMOBILE	LA	0	0	2	2	0	0	0	0	0	0	0
AA-9991122	00000	MAINE COMMERCIAL AUTOMOBILE	ME	0	0	0	0	0	0	0	0	0	0	0
AA-9991212	00000	MARYLAND PROPERTY INS UNDERWRITING ASS	MD	207	232	0	232	0	232	1	0	0	0	0
AA-9991421	00000	MASSACHUSETTE WC REINSURANCE POOL	MA	0	0	18	18	0	0	1	0	0	0	0
38-1956049	34029	MICHIGAN BASIC PROPERTY INSURANCE	MI	27	5	3	8	0	3	4	0	0	0	0
AA-9992114	00000	MICHIGAN WC PLACEMENT	MI	0	0	0	0	0	0	0	0	0	0	0
AA-9991125	00000	MINNESOTA COMMERCIAL AUTOMOBILE	MN	1	0	1	1	0	0	0	0	0	0	0
AA-9991127	00000	MISSISSIPPI COMMERCIAL AUTOMOBILE	MS	0	0	0	0	0	0	0	0	0	0	0
AA-9990014	00000	MISSOURI JOINT UNDERWRITING	MO	1	0	2	2	0	0	0	0	0	0	0
AA-9991217	00000	MISSOURI PROPERTY INSURANCE	MO	4	4	0	5	0	5	1	0	0	0	0
AA-9991215	00000	Minnesota FAIR PLAN	MN	23	25	0	25	0	29	1	0	0	0	0
AA-9991129	00000	MONTANA COMMERCIAL AUTO INS	MT	0	0	0	0	0	0	0	0	0	0	0
AA-9992118	10541	NCCI INC AS ADMIN FOR NATL WC REINS POOL	NY	0	0	9	9	0	0	0	0	0	0	0
AA-9991130	00000	NEBRASKA COMM AUTO	NE	0	0	0	0	0	0	0	0	0	0	0
AA-9991131	00000	NEVADA COMMERCIAL AUTO	NV	0	0	0	0	0	0	0	0	0	0	0
AA-9991133	00000	NEW HAMPSHIRE COMMERCIAL AUTOMOBILE	NH	0	0	0	0	0	0	0	0	0	0	0
AA-9991134	00000	NEW JERSEY COMM AUTO	NJ	42	5	29	34	0	42	(6)	0	0	0	0

ANNUAL STATEMENT FOR THE YEAR 2021 OF THE American Modern Home Insurance Co.

SCHEDULE F - PART 1

Assumed Reinsurance as of December 31, Current Year (\$000 Omitted)

1 ID Number	2 NAIC Company Code	3 Name of Reinsured	4 Domiciliary Jurisdiction	5 Assumed Premium	Reinsurance On		8 Cols. 6 + 7	9 Contingent Commissions Payable	10 Assumed Premiums Receivable	11 Unearned Premium	12 Funds Held By or Deposited With Reinsured Companies	13 Letters of Credit Posted	14 Amount of Assets Pledged or Compensating Balances to Secure Letters of Credit	15 Amount of Assets Pledged or Collateral Held in Trust
					6 Paid Losses and Loss Adjustment Expenses	7 Known Case Losses and LAE								
AA-9991136	.00000	NEW MEXICO COMM AUTO	NM.	.0	.0	.0	.0	.0	.0	.0	.0	.0	.0	.0
AA-9992108	.00000	NEW MEXICO WC REINSURANCE POOL	NM.	.0	.0	.2	.2	.0	.0	.0	.0	.0	.0	.0
AA-9991137	.00000	NEW YORK COMMERCIAL AUTO	NY.	.20	.0	.8	.8	.0	.0	.8	.0	.0	.0	.0
AA-9991218	.00000	New Jersey Insurance Underwriting Association	NJ.	(198)	.64	.0	.65	.0	.99	.1	.0	.0	.0	.0
AA-9991304	.00000	NORTH CAROLINA INSURANCE UNDERWRITING	NC.	1,002	6,531	126	6,657	.0	7,498	572	.0	.0	.0	.0
AA-9991140	.00000	NORTH DAKOTA COMMERCIAL AUTOMOBILE	ND.	.0	.0	.0	.0	.0	.0	.0	.0	.0	.0	.0
AA-9991141	.00000	OHIO COMMERCIAL AUTOMOBILE	OH.	.2	.0	.0	.0	.0	.0	.0	.0	.0	.0	.0
AA-9991222	.00000	OHIO FAIR PLAN UNDERWRITING ASSOC	OH.	.20	.181	.1	.182	.0	.204	.5	.0	.0	.0	.0
AA-9991142	.00000	OKLAHOMA COML AUTO INS	OK.	.0	.0	.1	.1	.0	.0	.0	.0	.0	.0	.0
AA-9991143	.00000	OREGON COMMERCIAL AUTOMOBILE	OR.	.0	.0	.0	.0	.0	.0	.0	.0	.0	.0	.0
AA-9991144	.00000	PENNSYLVANIA COMMERCIAL AUTOMOBILE	PA.	.1	.0	.0	.0	.0	.0	(1)	.0	.0	.0	.0
AA-9991224	.00000	PENNSYLVANIA FAIR PLAN	PA.	.30	.46	.1	.47	.0	.52	.1	.0	.0	.0	.0
AA-9991146	.00000	RHODE ISLAND COMMERCIAL AUTOMOBILE	RI.	.2	.0	.1	.1	.0	.0	.0	.0	.0	.0	.0
AA-9991225	.00000	RHODE ISLAND JOINT REINS ASSOC	RI.	.159	.219	.10	.229	.0	.260	.5	.0	.0	.0	.0
AA-9991148	.00000	SOUTH CAROLINA REIN FACIL	SC.	.0	.0	.0	.0	.0	.0	.0	.0	.0	.0	.0
57-0629683	.34134	SOUTH CAROLINA WIND & HAIL UW	SC.	.754	.389	.11	.400	.0	.745	.407	.0	.0	.0	.0
AA-9991149	.00000	SOUTH DAKOTA COMMERCIAL AUTOMOBILE	SD.	.0	.0	.0	.0	.0	.0	.0	.0	.0	.0	.0
AA-9991150	.00000	TENNESSEE COMMERCIAL AUTOMOBILE	TN.	.0	.0	.0	.0	.0	.0	.0	.0	.0	.0	.0
AA-9991443	.00000	TENNESSEE WC REIN POOL	TN.	.0	.0	.0	.0	.0	.0	.0	.0	.0	.0	.0
AA-9991151	.00000	UTAH COMMERCIAL AUTOMOBILE	UT.	.0	.0	.0	.0	.0	.0	.0	.0	.0	.0	.0
AA-9991152	.00000	VERMONT COMMERCIAL AUTO	VT.	.0	.0	.0	.0	.0	.0	.0	.0	.0	.0	.0
AA-9991153	.00000	VIRGINIA COMM AUTO	VA.	.1	.0	.1	.1	.0	.0	.1	.0	.0	.0	.0
23-7047511	.35670	VIRGINIA PROPERTY INSURANCE ASSOC	VA.	(10)	.156	.6	.162	.0	.253	.9	.0	.0	.0	.0
AA-9991154	.00000	WASHINGTON COMMERCIAL AUTO	WA.	.0	.0	.0	.0	.0	.0	.0	.0	.0	.0	.0
AA-9991227	.00000	WASHINGTON FAIR PLAN	WA.	.1	.4	.0	.4	.0	.10	.0	.0	.0	.0	.0
AA-9991156	.00000	WEST VIRGINIA COMMERCIAL AUTOMOBILE	WV.	.0	.0	.0	.0	.0	.0	.0	.0	.0	.0	.0
AA-9991228	.00000	WEST VIRGINIA ESSENTIAL PROP INS	WV.	.7	.10	.0	.10	.0	.15	.1	.0	.0	.0	.0
AA-9991157	.00000	WISCONSIN COMMERCIAL AUTOMOBILE	WI.	.0	.0	.0	.0	.0	.0	.0	.0	.0	.0	.0
AA-9991229	.00000	WISCONSIN INSURANCE PLAN	WI.	.7	.21	.0	.21	.0	.25	.0	.0	.0	.0	.0
AA-9991158	.00000	WYOMING COMMERCIAL AUTOMOBILE	WY.	.0	.0	.0	.0	.0	.0	.0	.0	.0	.0	.0
1099999		Total Pools, Associations or Other Similar Facilities - Mandatory Pools		4,667	10,055	381	10,436	0	13,458	1,079	0	0	0	0
1299999		Total - Pools and Associations		4,667	10,055	381	10,436	0	13,458	1,079	0	0	0	0
AA-1127200	.00000	LLOYD'S SYNDICATE # 1200	GBR.	.0	.0	.0	.0	.0	.0	.0	.0	.0	.0	.0
AA-1120106	.00000	LLOYD'S SYNDICATE # 1969	GBR.	.0	.0	.0	.0	.0	.0	.0	.0	.0	.0	.0
AA-1126006	.00000	LLOYD'S SYNDICATE # 4472	GBR.	.0	.0	.0	.0	.0	.0	.0	.0	.0	.0	.0
AA-1128510	.00000	LLOYD'S SYNDICATE NUMBER 0510	GBR.	.0	(2)	.0	(2)	.0	.0	.0	.0	.0	.0	.0
AA-1128987	.00000	LLOYD'S SYNDICATE NUMBER 2987	GBR.	.0	(1)	.0	(1)	.0	.0	.0	.0	.0	.0	.0
AA-1127225	.00000	LLOYDS SYNDICATE 1225	GBR.	.0	.0	.0	.0	.0	.0	.0	.0	.0	.0	.0
AA-1128121	.00000	LLOYDS SYNDICATE 2121	GBR.	.0	.0	.0	.0	.0	.0	.0	.0	.0	.0	.0
1399999		Total Other Non-U.S. Insurers		1	(4)	0	(4)	0	1	0	0	0	0	0
9999999		Totals		1,383,657	139,411	236,578	375,990	0	353,450	696,345	22,517	0	0	0

SCHEDULE F - PART 2

Premium Portfolio Reinsurance Effected or (Canceled) during Current Year

1 ID Number	2 NAIC Com- pany Code	3 Name of Company	4 Date of Contract	5 Original Premium	6 Reinsurance Premium
NONE					

ANNUAL STATEMENT FOR THE YEAR 2021 OF THE American Modern Home Insurance Co.

SCHEDULE F - PART 3

Ceded Reinsurance as of December 31, Current Year (\$000 Omitted)

1 ID Number	2 NAIC Company Code	3 Name of Reinsurer	4 Domiciliary Jurisdiction	5 Special Code	6 Reinsurance Premiums Ceded	Reinsurance Recoverable On										16 Amount in Dispute included in Column 15	Reinsurance Payable		19 Net Amount Recoverable From Reinsurers Cols. 15 - [17 + 18]	20 Funds Held by Company Under Reinsurance Treaties
						7 Paid Losses	8 Paid LAE	9 Known Case Loss Reserves	10 Known Case LAE Reserves	11 IBNR Loss Reserves	12 IBNR LAE Reserves	13 Unearned Premiums	14 Contingent Commis- sions	15 Columns 7 through 14 Totals	17 Ceded Balances Payable		18 Other Amounts Due to Reinsurers			
31-0711074	23450	AMERICAN FAMILY HOME INS	FL		254,760	37,159	0	31,955	3,682	13,901	1,518	131,355	0	219,571	0	97,164	0	122,407	0	
43-1262602	42722	AMERICAN MODERN PROPERTY & CASUALTY CO	OH		51,895	8,820	0	6,509	751	2,832	308	26,758	0	45,978	0	73,456	0	(27,478)	0	
38-2342976	38652	AMERICAN MODERN SELECT INS CO	OH		47,178	6,875	0	5,918	683	2,574	280	24,325	0	40,655	0	18,525	0	22,130	0	
59-2236254	41998	American Southern Home Insurance Company	FL		37,742	5,545	0	4,734	546	2,059	224	19,460	0	32,569	0	16,677	0	15,893	0	
0199999. Total Authorized - Affiliates - U.S. Intercompany Pooling					391,575	58,399	0	49,117	5,663	21,366	2,330	201,898	0	338,773	0	205,821	0	132,952	0	
13-4924125	10227	MUNICH REINSURANCE AMERICA	DE		702,485	68,672	0	122,310	15,653	167,764	72,045	357,333	0	803,777	0	88,114	0	715,663	0	
0399999. Total Authorized - Affiliates - U.S. Non-Pool - Other					702,485	68,672	0	122,310	15,653	167,764	72,045	357,333	0	803,777	0	88,114	0	715,663	0	
0499999. Total Authorized - Affiliates - U.S. Non-Pool					702,485	68,672	0	122,310	15,653	167,764	72,045	357,333	0	803,777	0	88,114	0	715,663	0	
0799999. Total Authorized - Affiliates - Other (Non-U.S.)					0	0	0	0	0	0	0	0	0	0	0	0	0	0	0	
0899999. Total Authorized - Affiliates					1,094,060	127,071	0	171,427	21,316	189,130	74,376	559,231	0	1,142,550	0	293,935	0	848,615	0	
95-3187355	35300	ALLIANZ GLOBAL RISKS US INSURANCE COMPANY	IL		1,227	11	0	87	1	25	2	0	0	125	0	(25)	0	150	0	
06-1182357	22730	ALLIED WORLD INSURANCE COMPANY	NH		109	58	0	490	6	145	11	0	0	709	0	259	0	450	0	
36-0719665	19232	ALLSTATE INSURANCE COMPANY	IL		48,340	5,238	0	4,056	381	2,619	319	25,260	0	37,874	0	8,082	0	29,792	0	
36-2661954	10103	AMERICAN AGRICULTURAL INSURANCE COMPANY	IN		1,277	47	0	428	5	133	10	0	0	623	0	222	0	402	0	
58-1529575	42978	AMERICAN SECURITY INSURANCE COMPANY	DE		0	0	0	13	0	0	0	0	0	13	0	0	0	13	0	
39-6040366	19283	AMERICAN STANDARD INS CO OF WISCONSIN	WI		7,897	797	0	969	82	522	59	4,121	0	6,550	0	1,335	0	5,215	0	
47-0574325	32603	BERKLEY INSURANCE COMPANY	DE		256	0	0	0	0	0	0	0	0	0	0	0	0	0	0	
39-0972608	10847	CUMIS INSURANCE SOCIETY INC	IA		(1)	0	0	0	0	0	0	0	0	0	0	0	0	0	0	
42-0234980	21415	EMPLOYERS MUTUAL CASUALTY COMPANY	IA		188	7	0	38	0	20	1	0	0	66	0	18	0	48	0	
22-2005057	26921	EVEREST REINSURANCE COMPANY	DE		468	24	0	326	3	161	12	0	0	526	0	148	0	378	0	
13-2673100	22039	GENERAL REINSURANCE CORPORATION	DE		99	0	0	0	0	0	0	0	0	0	0	0	0	0	0	
06-0383750	19682	HARTFORD FIRE INSURANCE COMPANY	CT		0	117	0	0	0	0	0	0	0	117	0	15	0	102	0	
47-0355979	20087	NATIONAL INDEMNITY COMPANY	NE		20	0	0	0	0	0	0	0	0	0	0	0	0	0	0	
47-0698507	23680	ODYSSEY REINSURANCE COMPANY	CT		1,035	25	0	208	3	60	4	0	0	300	0	111	0	189	0	
23-1641984	10219	QBE REINSURANCE CORPORATION	PA		0	0	0	0	0	0	0	0	0	0	0	0	0	0	0	
13-1675535	25364	SWISS REINSURANCE AMERICA CORP	NY		14	0	0	0	0	0	0	0	0	0	0	0	0	0	0	
13-5616275	19453	TRANSATLANTIC REINSURANCE COMPANY	NY		1,101	0	0	0	0	0	0	0	0	0	0	0	0	0	0	
20-4929941	19518	XL CATLIN INSURANCE COMPANY INC.	TX		10	0	0	0	0	0	0	0	0	0	0	0	0	0	0	
0999999. Total Authorized - Other U.S. Unaffiliated Insurers					62,040	6,324	0	6,614	483	3,684	418	29,382	0	46,904	0	10,165	0	36,739	0	
AA-9991500	00000	ILLINOIS MINE SUBSIDENCE INSURANCE FUN	IL		19	0	0	0	0	0	0	0	0	0	0	0	0	0	0	
AA-9991501	00000	INDIANA MINE SUBSIDENCE	IN		7	0	0	0	0	0	0	0	0	0	0	0	0	0	0	
AA-9991502	00000	KENTUCKY MINE SUBSIDENCE INS FUND	KY		0	0	0	0	0	0	0	0	0	0	0	0	0	0	0	
AA-9991159	00000	MICHIGAN CATASTROPHIC CLAIM	MI		522	0	0	0	0	0	0	109	0	109	0	(571)	0	680	0	
AA-9991503	00000	OHIO MINE SUBSIDENCE FUND	OH		1	0	0	0	0	0	0	0	0	0	0	0	0	0	0	
AA-9991506	00000	WEST VIRGINIA BD OF RISK & INS MGMT	WV		7	0	0	0	0	0	0	0	0	0	0	0	0	0	0	
1099999. Total Authorized - Pools - Mandatory Pools					557	0	0	0	0	0	0	109	0	109	0	(571)	0	680	0	
AA-3194168	00000	ASPEN INSURANCE HOLDINGS LIMITED	BMU		1,710	(8)	0	30	0	34	2	0	0	58	0	(213)	0	271	0	
AA-3194139	00000	AXIS SPECIALTY LIMITED	BMU		0	2	0	7	0	34	3	0	0	45	0	0	0	45	0	
AA-3194122	00000	DAVINCI REINSURANCE LTD.	BMU		0	9	0	27	0	29	2	0	0	68	0	0	0	68	0	
AA-1340125	10241	HANNOVER RUCKVERSICHERUNGS AG	DEU		6,366	132	0	995	12	563	42	0	0	1,743	0	499	0	1,244	0	
AA-1120096	00000	LLOYD'S KILN SYNDICATE # 1880	GBR		0	3	0	0	0	0	0	0	0	3	0	0	0	3	0	
AA-1126382	00000	LLOYD'S SYNDICATE # 0382	GBR		0	(2)	0	7	0	8	1	0	0	14	0	0	0	14	0	
AA-1126435	00000	LLOYD'S SYNDICATE # 0435	GBR		90	46	0	382	5	109	8	0	0	550	0	203	0	347	0	
AA-1126510	00000	LLOYD'S SYNDICATE # 0510	GBR		0	13	0	3	0	0	0	0	0	16	0	0	0	16	0	
AA-1126566	00000	LLOYD'S SYNDICATE # 0566	GBR		283	3	0	21	0	83	6	0	0	113	0	0	0	113	0	
AA-1126623	00000	LLOYD'S SYNDICATE # 0623	GBR		0	1	0	19	0	10	1	0	0	31	0	8	0	23	0	
AA-1127084	00000	LLOYD'S SYNDICATE # 1084	GBR		232	0	0	0	0	0	0	0	0	0	0	0	0	0	0	
AA-1127200	00000	LLOYD'S SYNDICATE # 1200	GBR		0	4	0	1	0	0	0	0	0	5	0	0	0	5	0	
AA-1127225	00000	LLOYD'S SYNDICATE # 1225	GBR		0	2	0	1	0	0	0	0	0	3	0	0	0	3	0	
AA-1120085	00000	LLOYD'S SYNDICATE # 1274	GBR		177	0	0	0	0	0	0	0	0	0	0	0	0	0	0	

ANNUAL STATEMENT FOR THE YEAR 2021 OF THE American Modern Home Insurance Co.

SCHEDULE F - PART 3

Ceded Reinsurance as of December 31, Current Year (\$000 Omitted)

1 ID Number	2 NAIC Company Code	3 Name of Reinsurer	4 Domiciliary Jurisdiction	5 Special Code	6 Reinsurance Premiums Ceded	Reinsurance Recoverable On										16 Amount in Dispute included in Column 15	Reinsurance Payable		19 Net Amount Recoverable From Reinsurers Cols. 15 - [17 + 18]	20 Funds Held by Company Under Reinsurance Treaties
						7 Paid Losses	8 Paid LAE	9 Known Case Loss Reserves	10 Known Case LAE Reserves	11 IBNR Loss Reserves	12 IBNR LAE Reserves	13 Unearned Premiums	14 Contingent Commissions	15 Columns 7 through 14 Totals	17 Ceded Balances Payable		18 Other Amounts Due to Reinsurers			
AA-8310006	00000	Kelvin Reinsurance Limited	GBR		7	1	0	36	0	113	9	0	0	159	0	0	0	159	0	
AA-3190871	00000	LANCASHIRE INSURANCE COMPANY LTD.	BMU		925	0	0	0	0	0	0	0	0	0	0	0	0	0	0	
AA-3191239	00000	Lumen Re Ltd.	BMU		1,499	5	0	17	0	84	6	0	0	112	0	0	0	112	0	
AA-3190829	00000	Markel Bermuda Limited	BMU		499	0	0	0	0	0	0	0	0	0	0	0	0	0	0	
AA-5340660	00000	NEW INDIA ASSURANCE COMPANY LTD.	IND		2	0	0	0	0	0	0	0	0	0	0	0	0	0	0	
AA-3190686	00000	PARTNER REINSURANCE COMPANY LTD	BMU		1,312	0	0	0	0	0	0	0	0	0	0	0	0	0	0	
AA-5320039	00000	PEAK REINSURANCE COMPANY LI	HKG		173	(2)	0	4	0	4	0	0	0	6	0	0	0	6	0	
AA-9240065	00000	PICC Property & Casualty Company Limited	CHN		265	0	0	0	0	0	0	0	0	0	0	0	0	0	0	
AA-1340004	00000	R+V VERSICHERUNG AG	DEU		2,121	91	0	714	9	304	23	0	0	1,140	0	370	0	771	0	
AA-1440076	00000	SIRIUS INTERNATIONAL	SWE		1,335	38	0	312	4	0	0	0	0	354	0	166	0	188	0	
AA-3191321	00000	SIRIUSPOINT BERMUDA INS CO LTD	BMU		(37)	2	0	5	0	25	2	0	0	34	0	0	0	34	0	
AA-5324100	00000	TAIPING REINSURANCE CO., LTD.	HKG		19	(2)	0	10	0	11	(2)	0	0	20	0	0	0	20	0	
AA-3191179	00000	Third Point Reinsurance Company Ltd.	BMU		429	13	0	104	1	30	2	0	0	150	0	55	0	94	0	
AA-3191432	00000	Vantage Risk Ltd	BMU		783	0	0	0	0	0	0	0	0	0	0	0	0	0	0	
2699999. Total Unauthorized - Other Non-U.S. Insurers					16,401	368	0	3,128	37	1,874	139	0	0	5,546	0	1,395	0	4,151	0	
2899999. Total Unauthorized Excluding Protected Cells (Sum of 2299999, 2399999, 2499999, 2599999 and 2699999)					120,192	15,353	0	16,338	1,616	7,537	753	53,515	0	95,113	0	37,908	0	57,204	56,411	
3299999. Total Certified - Affiliates - U.S. Non-Pool					0	0	0	0	0	0	0	0	0	0	0	0	0	0	0	
3599999. Total Certified - Affiliates - Other (Non-U.S.)					0	0	0	0	0	0	0	0	0	0	0	0	0	0	0	
3699999. Total Certified - Affiliates					0	0	0	0	0	0	0	0	0	0	0	0	0	0	0	
CR-3194126	00000	ARCH REINSURANCE LTD	BMU		144	239	0	632	8	5	0	0	0	885	0	333	0	553	0	
CR-1460023	00000	RenaissanceRe Europe AG	CHE		0	2	0	3	0	17	1	0	0	23	0	0	0	23	0	
CR-3191315	00000	XL BERMUDA LTD	BMU		0	(4)	0	107	1	154	11	0	0	270	0	0	0	270	0	
4099999. Total Certified - Other Non-U.S. Insurers					144	237	0	743	9	176	13	0	0	1,178	0	333	0	845	0	
4299999. Total Certified Excluding Protected Cells (Sum of 3699999, 3799999, 3899999, 3999999 and 4099999)					144	237	0	743	9	176	13	0	0	1,178	0	333	0	845	0	
4699999. Total Reciprocal Jurisdiction - Affiliates - U.S. Non-Pool					0	0	0	0	0	0	0	0	0	0	0	0	0	0	0	
4999999. Total Reciprocal Jurisdiction - Affiliates - Other (Non-U.S.)					0	0	0	0	0	0	0	0	0	0	0	0	0	0	0	
5099999. Total Reciprocal Jurisdiction - Affiliates					0	0	0	0	0	0	0	0	0	0	0	0	0	0	0	
5699999. Total Reciprocal Jurisdiction Excluding Protected Cells (Sum of 5099999, 5199999, 5299999, 5399999 and 5499999)					0	0	0	0	0	0	0	0	0	0	0	0	0	0	0	
5799999. Total Authorized, Unauthorized, Reciprocal Jurisdiction and Certified Excluding Protected Cells (Sum of 1499999, 2899999, 4299999 and 5699999)					1,289,250	149,340	0	197,601	23,452	202,046	75,673	642,236	0	1,290,348	0	342,630	0	947,718	56,411	
5899999. Total Protected Cells (Sum of 1399999, 2799999, 4199999 and 5599999)					0	0	0	0	0	0	0	0	0	0	0	0	0	0	0	
9999999 Totals					1,289,250	149,340	0	197,601	23,452	202,046	75,673	642,236	0	1,290,348	0	342,630	0	947,718	56,411	

ANNUAL STATEMENT FOR THE YEAR 2021 OF THE American Modern Home Insurance Co.

SCHEDULE F - PART 3 (Continued)

Ceded Reinsurance as of December 31, Current Year (\$000 Omitted)
(Credit Risk)

ID Number From Col. 1	Name of Reinsurer From Col. 3	Collateral				25 Total Funds Held, Payables & Collateral	26 Net Recoverable Net of Funds Held & Collateral	27 Applicable Sch. F Penalty (Col. 78)	Ceded Reinsurance Credit Risk								
		21 Multiple Beneficiary Trusts	22 Letters of Credit	23 Issuing or Confirming Bank Reference Number	24 Single Beneficiary Trusts & Other Allowable Collateral				28 Total Amount Recoverable from Reinsurers Less Penalty (Cols. 15-27)	29 Stressed Recoverable (Col. 28 * 120%)	30 Reinsurance Payable & Funds Held (Cols. 17+18+20; but not in excess of Col. 29)	31 Stressed Net Recoverable (Cols. 29-30)	32 Total Collateral (Cols. 21+22 + 24, not in Excess of Col. 31)	33 Stressed Net Recoverable Net of Collateral Offsets (Cols. 31-32)	34 Reinsurer Designation Equivalent	35 Credit Risk on Collateralized Recoverables (Col. 32 * Factor Applicable to Reinsurer Designation Equivalent in Col. 34)	36 Credit Risk on Un-collateralized Recoverables (Col. 33 * Factor Applicable to Reinsurer Designation Equivalent in Col. 34)
31-0711074	AMERICAN FAMILY HOME INS	.0	0		0	97,164	122,407	.0	XXX	XXX	XXX	XXX	XXX	XXX	XXX	XXX	XXX
43-1262602	AMERICAN MODERN PROPERTY & CASUALTY CO	.0	0		0	45,978	0	.0	XXX	XXX	XXX	XXX	XXX	XXX	XXX	XXX	XXX
38-2342976	AMERICAN MODERN SELECT INS CO	.0	0		0	18,525	22,130	.0	XXX	XXX	XXX	XXX	XXX	XXX	XXX	XXX	XXX
59-2236254	American Southern Home Insurance Company	.0	0		0	16,677	15,893	.0	XXX	XXX	XXX	XXX	XXX	XXX	XXX	XXX	XXX
0199999	Total Authorized - Affiliates - U.S. Intercompany Pooling	0	0	XXX	0	178,343	160,430	0	XXX	XXX	XXX	XXX	XXX	XXX	XXX	XXX	XXX
13-4924125	MUNICH REINSURANCE AMERICA	.0	0		0	88,114	715,663	.0	XXX	XXX	XXX	XXX	XXX	XXX	XXX	XXX	XXX
0399999	Total Authorized - Affiliates - U.S. Non-Pool - Other	0	0	XXX	0	88,114	715,663	0	XXX	XXX	XXX	XXX	XXX	XXX	XXX	XXX	XXX
0499999	Total Authorized - Affiliates - U.S. Non-Pool	0	0	XXX	0	88,114	715,663	0	XXX	XXX	XXX	XXX	XXX	XXX	XXX	XXX	XXX
0799999	Total Authorized - Affiliates - Other (Non-U.S.)	0	0	XXX	0	0	0	0	0	0	0	0	0	0	XXX	0	0
0899999	Total Authorized - Affiliates	0	0	XXX	0	266,457	876,093	0	0	0	0	0	0	0	XXX	0	0
95-3187355	ALLIANZ GLOBAL RISKS US INSURANCE COMPANY	.0	0		0	(25)	150	.0	125	150	(25)	175	0	175	2	0	7
06-1182357	ALLIED WORLD INSURANCE COMPANY	.0	0		0	259	450	.0	709	851	259	592	0	592	3	0	28
36-0719665	ALLSTATE INSURANCE COMPANY	.0	0		0	8,082	29,792	.0	37,874	45,448	8,082	37,366	0	37,366	2	0	1,532
36-2661954	AMERICAN AGRICULTURAL INSURANCE COMPANY	.0	0		0	222	402	.0	623	748	222	526	0	526	3	0	25
58-1529575	AMERICAN SECURITY INSURANCE COMPANY	.0	0		0	0	13	.0	13	15	0	15	0	15	3	0	1
39-6040366	AMERICAN STANDARD INS CO OF WISCONSIN	.0	0		0	1,335	5,215	.0	6,550	7,860	1,335	6,525	0	6,525	3	0	313
47-0574325	BERKLEY INSURANCE COMPANY	.0	0		0	0	0	.0	0	0	0	0	0	0	2	0	0
39-0972608	CUMIS INSURANCE SOCIETY INC	.0	0		0	0	0	.0	0	0	0	0	0	0	3	0	0
42-0234980	EMPLOYERS MUTUAL CASUALTY COMPANY	.0	0		0	18	48	.0	66	80	18	61	0	61	3	0	3
22-2005057	EVEREST REINSURANCE COMPANY	.0	0		0	148	378	.0	526	631	148	484	0	484	2	0	20
13-2673100	GENERAL REINSURANCE CORPORATION	.0	0		0	0	0	.0	0	0	0	0	0	0	1	0	0
06-0383750	HARTFORD FIRE INSURANCE COMPANY	.0	0		0	15	102	.0	117	140	15	126	0	126	2	0	5
47-0355979	NATIONAL INDEMNITY COMPANY	.0	0		0	0	0	.0	0	0	0	0	0	0	1	0	0
47-0698507	ODYSSEY REINSURANCE COMPANY	.0	0		0	111	189	.0	300	360	111	249	0	249	3	0	12
23-1641984	QBE REINSURANCE CORPORATION	.0	0		0	0	0	.0	0	0	0	0	0	0	3	0	0
13-1675535	SWISS REINSURANCE AMERICA CORP	.0	0		0	0	0	.0	0	0	0	0	0	0	2	0	0
13-5616275	TRANSATLANTIC REINSURANCE COMPANY	.0	0		0	0	0	.0	0	0	0	0	0	0	2	0	0
20-4929941	XL CATLIN INSURANCE COMPANY INC.	.0	0		0	0	0	.0	0	0	0	0	0	0	3	0	0
0999999	Total Authorized - Other U.S. Unaffiliated Insurers	0	0	XXX	0	10,165	36,739	0	46,904	56,284	10,165	46,120	0	46,120	XXX	0	1,947
AA-9991500	ILLINOIS MINE SUBSIDENCE INSURANCE FUN	.0	0		0	0	0	.0	XXX	XXX	XXX	XXX	XXX	XXX	XXX	XXX	XXX
AA-9991501	INDIANA MINE SUBSIDENCE	.0	0		0	0	0	.0	XXX	XXX	XXX	XXX	XXX	XXX	XXX	XXX	XXX
AA-9991502	KENTUCKY MINE SUBSIDENCE INS FUND	.0	0		0	0	0	.0	XXX	XXX	XXX	XXX	XXX	XXX	XXX	XXX	XXX
AA-9991159	MICHIGAN CATASTROPHIC CLAIM	.0	0		0	(571)	680	.0	XXX	XXX	XXX	XXX	XXX	XXX	XXX	XXX	XXX
AA-9991503	OHIO MINE SUBSIDENCE FUND	.0	0		0	0	0	.0	XXX	XXX	XXX	XXX	XXX	XXX	XXX	XXX	XXX
AA-9991506	WEST VIRGINIA BD OF RISK & INS MGMT	.0	0		0	0	0	.0	XXX	XXX	XXX	XXX	XXX	XXX	XXX	XXX	XXX
1099999	Total Authorized - Pools - Mandatory Pools	0	0	XXX	0	(571)	680	0	XXX	XXX	XXX	XXX	XXX	XXX	XXX	XXX	XXX
AA-3194168	ASPEN INSURANCE HOLDINGS LIMITED	.0	0		0	(213)	271	.0	58	70	(213)	282	0	282	3	0	14
AA-3194139	AXIS SPECIALTY LIMITED	.0	0		0	0	45	.0	45	54	0	54	0	54	2	0	2
AA-3194122	DAVINCI REINSURANCE LTD.	.0	0		0	0	68	.0	68	82	0	82	0	82	3	0	4
AA-1340125	HANNOVER RUCKVERSICHERUNGS AG	.0	0		0	499	1,244	.0	1,743	2,092	499	1,593	0	1,593	2	0	65
AA-1120096	LLOYD'S KILN SYNDICATE # 1880	.0	0		0	0	3	.0	3	3	0	3	0	3	3	0	0
AA-1126382	LLOYD'S SYNDICATE # 0382	.0	0		0	0	14	.0	14	17	0	17	0	17	3	0	1

ANNUAL STATEMENT FOR THE YEAR 2021 OF THE American Modern Home Insurance Co.

SCHEDULE F - PART 3 (Continued)

Ceded Reinsurance as of December 31, Current Year (\$000 Omitted)
(Credit Risk)

ID Number From Col. 1	Name of Reinsurer From Col. 3	Collateral				25 Total Funds Held, Payables & Collateral	26 Net Recoverable Net of Funds Held & Collateral	27 Applicable Sch. F Penalty (Col. 78)	Ceded Reinsurance Credit Risk								
		21 Multiple Beneficiary Trusts	22 Letters of Credit	23 Issuing or Confirming Bank Reference Number	24 Single Beneficiary Trusts & Other Allowable Collateral				28 Total Amount Recoverable from Reinsurers Less Penalty (Cols. 15-27)	29 Stressed Recoverable (Col. 28 * 120%)	30 Reinsurance Payable & Funds Held (Cols. 17+18+20; but not in excess of Col. 29)	31 Stressed Net Recoverable (Cols. 29-30)	32 Total Collateral (Cols. 21+22 + 24, not in Excess of Col. 31)	33 Stressed Net Recoverable Net of Collateral Offsets (Cols. 31-32)	34 Reinsurer Designation Equivalent	35 Credit Risk on Collateralized Recoverables (Col. 32 * Factor Applicable to Reinsurer Designation Equivalent in Col. 34)	36 Credit Risk on Un-collateralized Recoverables (Col. 33 * Factor Applicable to Reinsurer Designation Equivalent in Col. 34)
AA-1126435	LLOYD'S SYNDICATE # 0435	.0	0		0	203	347	.0	550	660	203	457	0	457	3	.0	22
AA-1126510	LLOYD'S SYNDICATE # 0510	.0	0		0	.0	.16	.0	.16	.19	0	.19	0	.19	3	.0	.1
AA-1126566	LLOYD'S SYNDICATE # 0566	.0	0		0	.0	113	.0	113	135	0	135	0	135	3	.0	6
AA-1126623	LLOYD'S SYNDICATE # 0623	.0	0		0	.8	23	.0	31	37	8	29	0	29	3	.0	1
AA-1127084	LLOYD'S SYNDICATE # 1084	.0	0		0	.0	0	.0	0	0	0	0	0	0	3	.0	0
AA-1127200	LLOYD'S SYNDICATE # 1200	.0	0		0	.0	5	.0	5	5	0	6	0	6	3	.0	0
AA-1127225	LLOYD'S SYNDICATE # 1225	.0	0		0	.0	3	.0	3	4	0	4	0	4	3	.0	0
AA-1120085	LLOYD'S SYNDICATE # 1274	.0	0		0	.0	0	.0	0	0	0	0	0	0	3	.0	0
AA-1127301	LLOYD'S SYNDICATE # 1301	.0	0		0	(9)	9	.0	0	0	(9)	9	0	9	3	.0	0
AA-1120156	LLOYD'S SYNDICATE # 1686	.0	0		0	139	236	.0	375	450	139	311	0	311	3	.0	15
AA-1120157	LLOYD'S SYNDICATE # 1729	.0	0		0	.0	.11	.0	.11	.13	0	.13	0	.13	3	.0	.1
AA-1120084	LLOYD'S SYNDICATE # 1955	.0	0		0	.0	.26	.0	.26	.31	0	.31	0	.31	3	.0	.1
AA-1120106	LLOYD'S SYNDICATE # 1969	.0	0		0	.0	.80	.0	.80	.96	0	.96	0	.96	3	.0	.5
AA-1128003	LLOYD'S SYNDICATE # 2003	.0	0		0	.0	.22	.0	.22	.27	0	.27	0	.27	3	.0	.1
AA-1128121	LLOYD'S SYNDICATE # 2121	.0	0		0	54	124	.0	178	213	54	159	0	159	3	.0	8
AA-1120152	LLOYD'S SYNDICATE # 2357	.0	0		0	.0	0	.0	0	0	0	0	0	0	3	.0	0
AA-1128623	LLOYD'S SYNDICATE # 2623	.0	0		0	38	103	.0	141	169	38	131	0	131	3	.0	6
AA-1128791	LLOYD'S SYNDICATE # 2791	.0	0		0	.0	.19	.0	.19	.23	0	.23	0	.23	3	.0	.1
AA-1128987	LLOYD'S SYNDICATE # 2987	.0	0		0	.0	.47	.0	.47	.56	0	.56	0	.56	3	.0	.3
AA-1129000	LLOYD'S SYNDICATE # 3000	.0	0		0	.0	0	.0	0	0	0	0	0	0	3	.0	0
AA-1120075	LLOYD'S SYNDICATE # 4020	.0	0		0	.0	0	.0	0	0	0	0	0	0	3	.0	0
AA-1126004	LLOYD'S SYNDICATE # 4444	.0	0		0	.0	0	.0	0	0	0	0	0	0	3	.0	0
AA-1126006	LLOYD'S SYNDICATE # 4472	.0	0		0	.0	.1	.0	.1	.1	0	.1	0	.1	3	.0	0
AA-1122000	LLOYD'S SYNDICATE # 9840	.0	0		0	(71)	.71	.0	0	0	(71)	.71	0	.71	3	.0	.3
AA-1840000	MAPFRE RE	.0	0		0	111	189	.0	300	360	111	249	0	249	3	.0	12
AA-1128001	MS AMLIN SYNDICATE # 2001	.0	0		0	102	443	.0	545	654	102	552	0	552	3	.0	26
AA-3190339	RENAISSANCE REINSURANCE LTD.	.0	0		0	.0	102	.0	102	123	0	123	0	123	2	.0	5
1299999	Total Authorized - Other Non-U.S. Insurers	0	0	XXX	0	860	3,635	0	4,495	5,394	860	4,534	0	4,534	XXX	0	205
1499999	Total Authorized Excluding Protected Cells (Sum of 0899999, 0999999, 1099999, 1199999 and 1299999)	0	0	XXX	0	276,911	917,147	0	51,399	61,679	11,025	50,654	0	50,654	XXX	0	2,152
20-2769607	AMERICAN MODERN INS CO OF FLORIDA	.0	0		0	16,236	0	.0	XXX	XXX	XXX	XXX	XXX	XXX	XXX	XXX	XXX
31-0920414	AMERICAN WESTERN HOME INSURANCE COMPANY	.0	0		0	73,062	0	.0	XXX	XXX	XXX	XXX	XXX	XXX	XXX	XXX	XXX
1599999	Total Unauthorized - Affiliates - U.S. Intercompany Pooling	0	0	XXX	0	89,298	0	0	XXX	XXX	XXX	XXX	XXX	XXX	XXX	XXX	XXX
1899999	Total Unauthorized - Affiliates - U.S. Non-Pool	0	0	XXX	0	0	0	0	XXX	XXX	XXX	XXX	XXX	XXX	XXX	XXX	XXX
AA-1340029	EUROPAISCHE REISEVERSICHERU	.0	0		0	(7)	0	.0	0	0	0	0	0	0	6	.0	0
AA-1340165	MUNCHENER RUCKVERSICHERUNGS-GESELLSCHAFT	.0	536	1001	0	276	0	.0	276	331	0	331	331	0	2	14	0
2099999	Total Unauthorized - Affiliates - Other (Non-U.S.) - Other	0	536	XXX	0	269	0	0	276	331	0	331	331	0	XXX	14	0
2199999	Total Unauthorized - Affiliates - Other (Non-U.S.)	0	536	XXX	0	269	0	0	276	331	0	331	331	0	XXX	14	0
2299999	Total Unauthorized - Affiliates	0	536	XXX	0	89,567	0	0	276	331	0	331	331	0	XXX	14	0
13-3031176	PARTNER REINSURANCE CORP OF AMERICA	.0	0		0	.0	0	.0	0	0	0	0	0	0	3	.0	0
2399999	Total Unauthorized - Other U.S. Unaffiliated Insurers	0	0	XXX	0	0	0	0	0	0	0	0	0	0	XXX	0	0

ANNUAL STATEMENT FOR THE YEAR 2021 OF THE American Modern Home Insurance Co.

SCHEDULE F - PART 3 (Continued)

Ceded Reinsurance as of December 31, Current Year (\$000 Omitted)
(Credit Risk)

ID Number From Col. 1	Name of Reinsurer From Col. 3	Collateral				25 Total Funds Held, Payables & Collateral	26 Net Recoverable Net of Funds Held & Collateral	27 Applicable Sch. F Penalty (Col. 78)	Ceded Reinsurance Credit Risk								
		21 Multiple Beneficiary Trusts	22 Letters of Credit	23 Issuing or Confirming Bank Reference Number	24 Single Beneficiary Trusts & Other Allowable Collateral				28 Total Amount Recoverable from Reinsurers Less Penalty (Cols. 15-27)	29 Stressed Recoverable (Col. 28 * 120%)	30 Reinsurance Payable & Funds Held (Cols. 17+18+20; but not in excess of Col. 29)	31 Stressed Net Recoverable (Cols. 29-30)	32 Total Collateral (Cols. 21+22 + 24, not in Excess of Col. 31)	33 Stressed Net Recoverable Net of Collateral Offsets (Cols. 31-32)	34 Reinsurer Designation Equivalent	35 Credit Risk on Collateralized Recoverables (Col. 32 * Factor Applicable to Reinsurer Designation Equivalent in Col. 34)	36 Credit Risk on Un-collateralized Recoverables (Col. 33 * Factor Applicable to Reinsurer Designation Equivalent in Col. 34)
AA-3194128	ALLIED WORLD ASSURANCE COMPANY LTD	.0	1,250	1002	0	.0	0	.0	.0	.0	0	.0	.0	.0	3.	.0	0
AA-3190873	Ariel ReINS CO LTD	.0	339	1003	0	.0	0	.0	.22	.27	0	.27	.27	.0	6.	.1	0
AA-0055099	Artex SAC Limited	.0	0		797,043	205	0	.0	205	246	0	246	246	.0	6.	.12	0
AA-5280005	CATHAY CENTURY INSURANCE CO.LTD.	.0	0		0	0	0	.0	0	0	0	0	0	.0	6.	.0	0
AA-9240012	CHINA P&C REINSURANCE COMPANY	.0	250	1004	0	144	0	.0	144	173	.37	136	136	.0	3.	.7	0
AA-3190770	CHUBB TEMPEST REINSURANCE LTD	.0	1,129	1005	0	1,061	0	.0	1,061	1,273	.370	904	904	.0	1.	.33	0
AA-1780116	Chaucer Insurance Company DAC	.0	0		0	0	0	.0	0	0	0	0	0	.0	6.	.0	0
AA-1120191	Convex Insurance UK Limited	.0	625	1006	0	350	0	.0	350	420	.129	291	291	.0	4.	.15	0
AA-3191400	Convex Re Limited	.0	158	1007	0	150	0	.0	150	180	.55	124	124	.0	4.	.6	0
AA-3190936	DE SHAW RE (BERMUDA) LTD	.0	0		2,488,999	622	0	.0	622	747	.0	747	747	.0	6.	.37	0
AA-1340028	DEVK Ruckversicherungs AG	.0	650	1008	0	350	0	.0	350	420	.129	291	291	.0	6.	.15	0
AA-1120175	Fidelis Underwriting Limited	.0	427	1009	0	225	0	.0	225	270	.83	187	187	.0	3.	.9	0
AA-5340310	GENERAL INSURANCE CORPORATION OF INDIA	.0	369	1010	0	114	0	.0	114	137	.0	137	137	.0	4.	.7	0
AA-3190060	HANNOVER RE (BERMUDA) LTD	.0	0		0	0	0	.0	0	0	0	0	0	.0	2.	.0	0
AA-3191190	Hamilton Re, Ltd.	.0	0		0	0	0	.0	0	0	0	0	0	.0	6.	.0	0
AA-3190677	HORSESHOE RE LIMITED	.0	0		674,056	204	0	.0	204	245	.0	245	245	.0	6.	.12	0
AA-8310008	Humboldt Re Limited	.0	255	1011	0	124	0	.0	124	148	.0	148	148	.0	4.	.7	0
AA-8310006	Kelvin Reinsurance Limited	.0	270	1012	0	159	0	.0	159	190	.0	190	190	.0	4.	.10	0
AA-3190871	LANCASHIRE INSURANCE COMPANY LTD.	.0	0		0	0	0	.0	0	0	0	0	0	.0	3.	.0	0
AA-3191239	Lumen Re Ltd.	.0	0		1,822,862	112	0	.0	112	135	.0	135	135	.0	6.	.7	0
AA-3190829	Markel Bermuda Limited	.0	0		0	0	0	.0	0	0	0	0	0	.0	3.	.0	0
AA-5340660	NEW INDIA ASSURANCE COMPANY LTD.	.0	0		0	0	0	.0	0	0	0	0	0	.0	4.	.0	0
AA-3190686	PARTNER REINSURANCE COMPANY LTD	.0	0		0	0	0	.0	0	0	0	0	0	.0	3.	.0	0
AA-5320039	PEAK REINSURANCE COMPANY LI	.0	10	1013	0	.6	0	.0	.6	.7	.0	.7	.7	.0	4.	.0	0
AA-9240065	PICC Property & Casualty Company Limited	.0	0		0	0	0	.0	0	0	0	0	0	.0	6.	.0	0
AA-1340004	R+V VERSICHERUNG AG	.0	2,100	1014	0	1,140	0	.0	1,140	1,368	.370	999	999	.0	6.	.50	0
AA-1440076	SIRIUS INTERNATIONAL	.0	800	1015	0	354	0	.0	354	425	.166	258	258	.0	6.	.13	0
AA-3191321	SIRIUSPOINT BERMUDA INS CO LTD	.0	40	1016	0	34	0	.0	34	40	.0	40	40	.1	3.	.2	0
AA-5324100	TAIPIING REINSURANCE CO., LTD.	.0	965	1017	0	20	0	.0	20	24	.0	24	24	.0	3.	.1	0
AA-3191179	Third Point Reinsurance Company Ltd.	.0	300	1018	0	150	0	.0	150	180	.55	124	124	.0	4.	.6	0
AA-3191432	Vantage Risk Ltd	.0	0		0	0	0	.0	0	0	0	0	0	.0	6.	.0	0
2699999	Total Unauthorized - Other Non-U.S. Insurers	0	9,939	XXX	5,782,960	5,546	0	0	5,546	6,655	1,395	5,260	5,259	1	XXX	250	0
2899999	Total Unauthorized Excluding Protected Cells (Sum of 2299999, 2399999, 2499999, 2599999 and 2699999)	0	10,474	XXX	5,782,960	95,113	0	0	5,822	6,986	1,395	5,591	5,591	1	XXX	263	0
3299999	Total Certified - Affiliates - U.S. Non-Pool	0	0	XXX	0	0	0	0	XXX	XXX	XXX	XXX	XXX	XXX	XXX	XXX	XXX
3599999	Total Certified - Affiliates - Other (Non-U.S.)	0	0	XXX	0	0	0	0	0	0	0	0	0	0	XXX	0	0
3699999	Total Certified - Affiliates	0	0	XXX	0	0	0	0	0	0	0	0	0	0	XXX	0	0
CR-3194126	ARCH REINSURANCE LTD	.0	400	1019	0	733	153	.0	885	1,062	.333	730	400	.330	2.	.16	.14
CR-1460023	RenaissanceRe Europe AG	.0	105	1020	0	23	0	.0	23	28	.0	28	28	.0	1.	.1	0
CR-3191315	XL BERMUDA LTD	.0	520	1021	0	270	0	.0	270	323	.0	323	323	.0	3.	.16	0
4099999	Total Certified - Other Non-U.S. Insurers	0	1,025	XXX	0	1,025	153	0	1,178	1,413	333	1,081	751	330	XXX	33	14
4299999	Total Certified Excluding Protected Cells (Sum of 3699999, 3799999, 3899999, 3999999 and 4099999)	0	1,025	XXX	0	1,025	153	0	1,178	1,413	333	1,081	751	330	XXX	33	14

ANNUAL STATEMENT FOR THE YEAR 2021 OF THE American Modern Home Insurance Co.

SCHEDULE F - PART 3 (Continued)

Ceded Reinsurance as of December 31, Current Year (\$000 Omitted)
(Credit Risk)

ID Number From Col. 1	Name of Reinsurer From Col. 3	Collateral				25 Total Funds Held, Payables & Collateral	26 Net Recoverable Net of Funds Held & Collateral	27 Applicable Sch. F Penalty (Col. 78)	Ceded Reinsurance Credit Risk								
		21 Multiple Beneficiary Trusts	22 Letters of Credit	23 Issuing or Confirming Bank Reference Number	24 Single Beneficiary Trusts & Other Allowable Collateral				28 Total Amount Recoverable from Reinsurers Less Penalty (Cols. 15-27)	29 Stressed Recoverable (Col. 28 * 120%)	30 Reinsurance Payable & Funds Held (Cols. 17+18+20; but not in excess of Col. 29)	31 Stressed Net Recoverable (Cols. 29-30)	32 Total Collateral (Cols. 21+22 + 24, not in Excess of Col. 31)	33 Stressed Net Recoverable Net of Collateral Offsets (Cols. 31-32)	34 Reinsurer Designation Equivalent	35 Credit Risk on Collateralized Recoverables (Col. 32 * Factor Applicable to Reinsurer Designation Equivalent in Col. 34)	36 Credit Risk on Un-collateralized Recoverables (Col. 33 * Factor Applicable to Reinsurer Designation Equivalent in Col. 34)
4699999. Total Reciprocal Jurisdiction - Affiliates - U.S. Non-Pool		0	0	XXX	0	0	0	XXX	XXX	XXX	XXX	XXX	XXX	XXX	XXX	XXX	
4999999. Total Reciprocal Jurisdiction - Affiliates - Other (Non-U.S.)		0	0	XXX	0	0	0	0	0	0	0	0	0	XXX	0	0	
5099999. Total Reciprocal Jurisdiction - Affiliates		0	0	XXX	0	0	0	0	0	0	0	0	0	XXX	0	0	
5699999. Total Reciprocal Jurisdiction Excluding Protected Cells (Sum of 5099999, 5199999, 5299999, 5399999 and 5499999)		0	0	XXX	0	0	0	0	0	0	0	0	0	XXX	0	0	
5799999. Total Authorized, Unauthorized, Reciprocal Jurisdiction and Certified Excluding Protected Cells (Sum of 1499999, 2899999, 4299999 and 5699999)		0	11,500	XXX	5,782,960	373,049	917,299	0	58,399	70,079	12,753	57,326	6,342	50,984	XXX	296	2,165
5899999. Total Protected Cells (Sum of 1399999, 2799999, 4199999 and 5599999)		0	0	XXX	0	0	0	XXX	XXX	XXX	XXX	XXX	XXX	XXX	XXX	XXX	
9999999 Totals		0	11,500	XXX	5,782,960	373,049	917,299	0	58,399	70,079	12,753	57,326	6,342	50,984	XXX	296	2,165

ANNUAL STATEMENT FOR THE YEAR 2021 OF THE American Modern Home Insurance Co.

SCHEDULE F - PART 3 (Continued)

Ceded Reinsurance as of December 31, Current Year (\$000 Omitted)
(Aging of Ceded Reinsurance)

ID Number From Col. 1	Name of Reinsurer From Col. 3	Reinsurance Recoverable on Paid Losses and Paid Loss Adjustment Expenses					43 Total Due Cols. 37+42 (In total should equal Cols. 7+8)	44 Total Recoverable on Paid Losses & LAE Amounts in Dispute Included in Col. 43	45 Recoverable on Paid Losses & LAE Over 90 Days Past Due Amounts in Dispute Included in Cols. 40 & 41	46 Total Recoverable on Paid Losses & LAE Amounts Not in Dispute (Cols 43-44)	47 Recoverable on Paid Losses & LAE Over 90 Days Past Due Amounts Not in Dispute (Cols. 40 + 41 - 45)	48 Amounts Received Prior 90 Days	49 Percentage Overdue Col. 42/Col. 43	50 Percentage of Amounts More Than 90 Days Overdue Not in Dispute (Col. 47/(Cols. 46+48))	51 Percentage More Than 120 Days Overdue (Col. 41/ Col. 43)	52 Is the Amount in Col. 50 Less Than 20%? (Yes or No)	53 Amounts in Col. 47 for Reinsurers with Values Less Than 20% in Col. 50
		37	Overdue														
		Current	38 1 - 29 Days	39 30 - 90 Days	40 91 - 120 Days	41 Over 120 Days											
31-0711074	AMERICAN FAMILY HOME INS	37,159	.0	.0	.0	.0	37,159	.0	.0	37,159	.0	.0	.0	.0	.0	YES	.0
43-1262602	AMERICAN MODERN PROPERTY & CASUALTY CO	8,820	.0	.0	.0	.0	8,820	.0	.0	8,820	.0	.0	.0	.0	.0	YES	.0
38-2342976	AMERICAN MODERN SELECT INS CO	6,875	.0	.0	.0	.0	6,875	.0	.0	6,875	.0	.0	.0	.0	.0	YES	.0
59-2236254	American Southern Home Insurance Company	5,545	.0	.0	.0	.0	5,545	.0	.0	5,545	.0	.0	.0	.0	.0	YES	.0
0199999	Total Authorized - Affiliates - U.S. Intercompany Pooling	58,399	0	0	0	0	58,399	0	0	58,399	0	0	0.0	0.0	0.0	XXX	0
13-4924125	MUNICH REINSURANCE AMERICA	68,672	.0	.0	.0	.0	68,672	.0	.0	68,672	.0	.0	.0	.0	.0	YES	.0
0399999	Total Authorized - Affiliates - U.S. Non-Pool - Other	68,672	0	0	0	0	68,672	0	0	68,672	0	0	0.0	0.0	0.0	XXX	0
0499999	Total Authorized - Affiliates - U.S. Non-Pool	68,672	0	0	0	0	68,672	0	0	68,672	0	0	0.0	0.0	0.0	XXX	0
0799999	Total Authorized - Affiliates - Other (Non-U.S.)	0	0	0	0	0	0	0	0	0	0	0	0.0	0.0	0.0	XXX	0
0899999	Total Authorized - Affiliates	127,071	0	0	0	0	127,071	0	0	127,071	0	0	0.0	0.0	0.0	XXX	0
95-3187355	ALLIANZ GLOBAL RISKS US INSURANCE COMPANY	11	.0	.0	.0	.0	11	.0	.0	11	.0	.0	.0	.0	.0	YES	.0
06-1182357	ALLIED WORLD INSURANCE COMPANY	58	.0	.0	.0	.0	58	.0	.0	58	.0	.0	.0	.0	.0	YES	.0
36-0719665	ALLSTATE INSURANCE COMPANY	5,238	.0	.0	.0	.0	5,238	.0	.0	5,238	.0	.0	.0	.0	.0	YES	.0
36-2661954	AMERICAN AGRICULTURAL INSURANCE COMPANY	47	.0	.0	.0	.0	47	.0	.0	47	.0	.0	.0	.0	.0	YES	.0
58-1529575	AMERICAN SECURITY INSURANCE COMPANY	.0	.0	.0	.0	.0	.0	.0	.0	.0	.0	.0	.0	.0	.0	YES	.0
39-6040366	AMERICAN STANDARD INS CO OF WISCONSIN	797	.0	.0	.0	.0	797	.0	.0	797	.0	.0	.0	.0	.0	YES	.0
47-0574325	BERKLEY INSURANCE COMPANY	.0	.0	.0	.0	.0	.0	.0	.0	.0	.0	.0	.0	.0	.0	YES	.0
39-0972608	CUMIS INSURANCE SOCIETY INC	.0	.0	.0	.0	.0	.0	.0	.0	.0	.0	.0	.0	.0	.0	YES	.0
42-0234980	EMPLOYERS MUTUAL CASUALTY COMPANY	7	.0	.0	.0	.0	7	.0	.0	7	.0	.0	.0	.0	.0	YES	.0
22-2005057	EVEREST REINSURANCE COMPANY	24	.0	.0	.0	.0	24	.0	.0	24	.0	.0	.0	.0	.0	YES	.0
13-2673100	GENERAL REINSURANCE CORPORATION	.0	.0	.0	.0	.0	.0	.0	.0	.0	.0	.0	.0	.0	.0	YES	.0
06-0383750	HARTFORD FIRE INSURANCE COMPANY	117	.0	.0	.0	.0	117	.0	.0	117	.0	.0	.0	.0	.0	YES	.0
47-0355979	NATIONAL INDEMNITY COMPANY	.0	.0	.0	.0	.0	.0	.0	.0	.0	.0	.0	.0	.0	.0	YES	.0
47-0698507	ODYSSEY REINSURANCE COMPANY	25	.0	.0	.0	.0	25	.0	.0	25	.0	.0	.0	.0	.0	YES	.0
23-1641984	QBE REINSURANCE CORPORATION	.0	.0	.0	.0	.0	.0	.0	.0	.0	.0	.0	.0	.0	.0	YES	.0
13-1675535	SWISS REINSURANCE AMERICA CORP	.0	.0	.0	.0	.0	.0	.0	.0	.0	.0	.0	.0	.0	.0	YES	.0
13-5616275	TRANSATLANTIC REINSURANCE COMPANY	.0	.0	.0	.0	.0	.0	.0	.0	.0	.0	.0	.0	.0	.0	YES	.0
20-4929941	XL CATLIN INSURANCE COMPANY INC.	.0	.0	.0	.0	.0	.0	.0	.0	.0	.0	.0	.0	.0	.0	YES	.0
0999999	Total Authorized - Other U.S. Unaffiliated Insurers	6,324	0	0	0	0	6,324	0	0	6,324	0	0	0.0	0.0	0.0	XXX	0
AA-9991500	ILLINOIS MINE SUBSIDENCE INSURANCE FUN	.0	.0	.0	.0	.0	.0	.0	.0	.0	.0	.0	.0	.0	.0	YES	.0
AA-9991501	INDIANA MINE SUBSIDENCE	.0	.0	.0	.0	.0	.0	.0	.0	.0	.0	.0	.0	.0	.0	YES	.0
AA-9991502	KENTUCKY MINE SUBSIDENCE INS FUND	.0	.0	.0	.0	.0	.0	.0	.0	.0	.0	.0	.0	.0	.0	YES	.0
AA-9991159	MICHIGAN CATASTROPHIC CLAIM	.0	.0	.0	.0	.0	.0	.0	.0	.0	.0	.0	.0	.0	.0	YES	.0
AA-9991503	OHIO MINE SUBSIDENCE FUND	.0	.0	.0	.0	.0	.0	.0	.0	.0	.0	.0	.0	.0	.0	YES	.0
AA-9991506	WEST VIRGINIA BD OF RISK & INS MGMT	.0	.0	.0	.0	.0	.0	.0	.0	.0	.0	.0	.0	.0	.0	YES	.0
1099999	Total Authorized - Pools - Mandatory Pools	0	0	0	0	0	0	0	0	0	0	0	0.0	0.0	0.0	XXX	0
AA-3194168	ASPEN INSURANCE HOLDINGS LIMITED	(8)	.0	.0	.0	.0	(8)	.0	.0	(8)	.0	.0	.0	.0	.0	YES	.0
AA-3194139	AXIS SPECIALTY LIMITED	2	.0	.0	.0	.0	2	.0	.0	2	.0	.0	.0	.0	.0	YES	.0
AA-3194122	DAVINCI REINSURANCE LTD.	9	.0	.0	.0	.0	9	.0	.0	9	.0	.0	.0	.0	.0	YES	.0
AA-1340125	HANNOVER RUCKVERSICHERUNGS AG	132	.0	.0	.0	.0	132	.0	.0	132	.0	.0	.0	.0	.0	YES	.0
AA-1120096	LLOYD'S KILLN SYNDICATE # 1880	3	.0	.0	.0	.0	3	.0	.0	3	.0	.0	.0	.0	.0	YES	.0

ANNUAL STATEMENT FOR THE YEAR 2021 OF THE American Modern Home Insurance Co.

SCHEDULE F - PART 3 (Continued)

Ceded Reinsurance as of December 31, Current Year (\$000 Omitted)
(Aging of Ceded Reinsurance)

ID Number From Col. 1	Name of Reinsurer From Col. 3	Reinsurance Recoverable on Paid Losses and Paid Loss Adjustment Expenses						43 Total Due Cols. 37+42 (In total should equal Cols. 7+8)	44 Total Recoverable on Paid Losses & LAE Amounts in Dispute Included in Col. 43	45 Recoverable on Paid Losses & LAE Over 90 Days Past Due Amounts in Dispute Included in Cols. 40 & 41	46 Total Recoverable on Paid Losses & LAE Amounts Not in Dispute (Cols 43-44)	47 Recoverable on Paid Losses & LAE Over 90 Days Past Due Amounts Not in Dispute (Cols. 40 + 41 - 45)	48 Amounts Received Prior 90 Days	49 Percentage Overdue Col. 42/Col. 43	50 Percentage of Amounts More Than 90 Days Overdue Not in Dispute (Col. 47/(Cols. 46+48))	51 Percentage More Than 120 Days Overdue (Col. 41/ Col. 43)	52 Is the Amount in Col. 50 Less Than 20%? (Yes or No)	53 Amounts in Col. 47 for Reinsurers with Values Less Than 20% in Col. 50
		37	Overdue				42 Total Overdue Cols. 38+39 +40+41											
		Current	38 1 - 29 Days	39 30 - 90 Days	40 91 - 120 Days	41 Over 120 Days												
AA-1126382	LLOYD'S SYNDICATE # 0382	(2)	.0	.0	.0	.0	.0	(2)	.0	.0	(2)	.0	.0	.0	.0	.0	YES	.0
AA-1126435	LLOYD'S SYNDICATE # 0435	46	.0	.0	.0	.0	.0	46	.0	.0	46	.0	.0	.0	.0	.0	YES	.0
AA-1126510	LLOYD'S SYNDICATE # 0510	13	.0	.0	.0	.0	.0	13	.0	.0	13	.0	.0	.0	.0	.0	YES	.0
AA-1126566	LLOYD'S SYNDICATE # 0566	3	.0	.0	.0	.0	.0	3	.0	.0	3	.0	.0	.0	.0	.0	YES	.0
AA-1126623	LLOYD'S SYNDICATE # 0623	1	.0	.0	.0	.0	.0	1	.0	.0	1	.0	.0	.0	.0	.0	YES	.0
AA-1127084	LLOYD'S SYNDICATE # 1084	.0	.0	.0	.0	.0	.0	.0	.0	.0	.0	.0	.0	.0	.0	.0	YES	.0
AA-1127200	LLOYD'S SYNDICATE # 1200	4	.0	.0	.0	.0	.0	4	.0	.0	4	.0	.0	.0	.0	.0	YES	.0
AA-1127225	LLOYD'S SYNDICATE # 1225	2	.0	.0	.0	.0	.0	2	.0	.0	2	.0	.0	.0	.0	.0	YES	.0
AA-1120085	LLOYD'S SYNDICATE # 1274	.0	.0	.0	.0	.0	.0	.0	.0	.0	.0	.0	.0	.0	.0	.0	YES	.0
AA-1127301	LLOYD'S SYNDICATE # 1301	.0	.0	.0	.0	.0	.0	.0	.0	.0	.0	.0	.0	.0	.0	.0	YES	.0
AA-1120156	LLOYD'S SYNDICATE # 1686	32	.0	.0	.0	.0	.0	32	.0	.0	32	.0	.0	.0	.0	.0	YES	.0
AA-1120157	LLOYD'S SYNDICATE # 1729	1	.0	.0	.0	.0	.0	1	.0	.0	1	.0	.0	.0	.0	.0	YES	.0
AA-1120084	LLOYD'S SYNDICATE # 1955	(4)	.0	.0	.0	.0	.0	(4)	.0	.0	(4)	.0	.0	.0	.0	.0	YES	.0
AA-1120106	LLOYD'S SYNDICATE # 1969	5	.0	.0	.0	.0	.0	5	.0	.0	5	.0	.0	.0	.0	.0	YES	.0
AA-1128003	LLOYD'S SYNDICATE # 2003	1	.0	.0	.0	.0	.0	1	.0	.0	1	.0	.0	.0	.0	.0	YES	.0
AA-1128121	LLOYD'S SYNDICATE # 2121	17	.0	.0	.0	.0	.0	17	.0	.0	17	.0	.0	.0	.0	.0	YES	.0
AA-1120152	LLOYD'S SYNDICATE # 2357	.0	.0	.0	.0	.0	.0	.0	.0	.0	.0	.0	.0	.0	.0	.0	YES	.0
AA-1128623	LLOYD'S SYNDICATE # 2623	6	.0	.0	.0	.0	.0	6	.0	.0	6	.0	.0	.0	.0	.0	YES	.0
AA-1128791	LLOYD'S SYNDICATE # 2791	15	.0	.0	.0	.0	.0	15	.0	.0	15	.0	.0	.0	.0	.0	YES	.0
AA-1128987	LLOYD'S SYNDICATE # 2987	2	.0	.0	.0	.0	.0	2	.0	.0	2	.0	.0	.0	.0	.0	YES	.0
AA-1129000	LLOYD'S SYNDICATE # 3000	.0	.0	.0	.0	.0	.0	.0	.0	.0	.0	.0	.0	.0	.0	.0	YES	.0
AA-1120075	LLOYD'S SYNDICATE # 4020	.0	.0	.0	.0	.0	.0	.0	.0	.0	.0	.0	.0	.0	.0	.0	YES	.0
AA-1126004	LLOYD'S SYNDICATE # 4444	.0	.0	.0	.0	.0	.0	.0	.0	.0	.0	.0	.0	.0	.0	.0	YES	.0
AA-1126006	LLOYD'S SYNDICATE # 4472	1	.0	.0	.0	.0	.0	1	.0	.0	1	.0	.0	.0	.0	.0	YES	.0
AA-1122000	LLOYD'S SYNDICATE # 9840	.0	.0	.0	.0	.0	.0	.0	.0	.0	.0	.0	.0	.0	.0	.0	YES	.0
AA-1840000	MAPFRE RE	25	.0	.0	.0	.0	.0	25	.0	.0	25	.0	.0	.0	.0	.0	YES	.0
AA-1128001	MS AMLIN SYNDICATE # 2001	36	.0	.0	.0	.0	.0	36	.0	.0	36	.0	.0	.0	.0	.0	YES	.0
AA-3190339	RENAISSANCE REINSURANCE LTD.	14	.0	.0	.0	.0	.0	14	.0	.0	14	.0	.0	.0	.0	.0	YES	.0
1299999	Total Authorized - Other Non-U.S. Insurers	355	0	0	0	0	0	355	0	0	355	0	0	0.0	0.0	0.0	XXX	0
1499999	Total Authorized Excluding Protected Cells (Sum of 0899999, 0999999, 1099999, 1199999 and 1299999)	133,750	0	0	0	0	0	133,750	0	0	133,750	0	0	0.0	0.0	0.0	XXX	0
20-2769607	AMERICAN MODERN INS CO OF FLORIDA	2,724	.0	.0	.0	.0	.0	2,724	.0	.0	2,724	.0	.0	.0	.0	.0	YES	.0
31-0920414	AMERICAN WESTERN HOME INSURANCE COMPANY	12,258	.0	.0	.0	.0	.0	12,258	.0	.0	12,258	.0	.0	.0	.0	.0	YES	.0
1599999	Total Unauthorized - Affiliates - U.S. Intercompany Pooling	14,982	0	0	0	0	0	14,982	0	0	14,982	0	0	0.0	0.0	0.0	XXX	0
1899999	Total Unauthorized - Affiliates - U.S. Non-Pool	0	0	0	0	0	0	0	0	0	0	0	0	0.0	0.0	0.0	XXX	0
AA-1340029	EUROPAISCHE REISEVERSICHERUNG	(7)	.0	.0	.0	.0	.0	(7)	.0	.0	(7)	.0	.0	.0	.0	.0	YES	.0
AA-1340165	MUNCHENER RUCKVERSICHERUNGS-GESELLSCHAFT	11	.0	.0	.0	.0	.0	11	.0	.0	11	.0	.0	.0	.0	.0	YES	.0
2099999	Total Unauthorized - Affiliates - Other (Non-U.S.) - Other	4	0	0	0	0	0	4	0	0	4	0	0	0.0	0.0	0.0	XXX	0
2199999	Total Unauthorized - Affiliates - Other (Non-U.S.)	4	0	0	0	0	0	4	0	0	4	0	0	0.0	0.0	0.0	XXX	0
2299999	Total Unauthorized - Affiliates	14,985	0	0	0	0	0	14,985	0	0	14,985	0	0	0.0	0.0	0.0	XXX	0
13-3031176	PARTNER REINSURANCE CORP OF AMERICA	0	0	0	0	0	0	0	0	0	0	0	0	0.0	0.0	0.0	YES	.0

ANNUAL STATEMENT FOR THE YEAR 2021 OF THE American Modern Home Insurance Co.

SCHEDULE F - PART 3 (Continued)

Ceded Reinsurance as of December 31, Current Year (\$000 Omitted)
(Aging of Ceded Reinsurance)

ID Number From Col. 1	Name of Reinsurer From Col. 3	Reinsurance Recoverable on Paid Losses and Paid Loss Adjustment Expenses							44 Total Recoverable on Paid Losses & LAE Amounts in Dispute Included in Col. 43	45 Recoverable on Paid Losses & LAE Over 90 Days Past Due Amounts in Dispute Included in Cols. 40 & 41	46 Total Recoverable on Paid Losses & LAE Amounts Not in Dispute (Cols 43-44)	47 Recoverable on Paid Losses & LAE Over 90 Days Past Due Amounts Not in Dispute (Cols. 40 + 41 - 45)	48 Amounts Received Prior 90 Days	49 Percentage Overdue Col. 42/Col. 43	50 Percentage of Amounts More Than 90 Days Overdue Not in Dispute (Col. 47/(Cols. 46+48))	51 Percentage More Than 120 Days Overdue (Col. 41/ Col. 43)	52 Is the Amount in Col. 50 Less Than 20%? (Yes or No)	53 Amounts in Col. 47 for Reinsurers with Values Less Than 20% in Col. 50
		37 Current	38 Overdue				42 Total Overdue Cols. 38+39 +40+41	43 Total Due Cols. 37+42 (In total should equal Cols. 7+8)										
			38 1 - 29 Days	39 30 - 90 Days	40 91 - 120 Days	41 Over 120 Days												
2399999.	Total Unauthorized - Other U.S. Unaffiliated Insurers	0	0	0	0	0	0	0	0	0	0	0	0.0	0.0	0.0	XXX	0	
AA-3194128	ALLIED WORLD ASSURANCE COMPANY LTD	0	0	0	0	0	0	0	0	0	0	0	0.0	0.0	0.0	YES	0	
AA-3190873	Ariel ReINS CO LTD	1	0	0	0	0	1	0	0	0	1	0	0.0	0.0	0.0	YES	0	
AA-0055099	Artex SAC Limited	10	0	0	0	0	10	0	0	0	10	0	0.0	0.0	0.0	YES	0	
AA-5280005	CATHAY CENTURY INSURANCE CO.LTD.	0	0	0	0	0	0	0	0	0	0	0	0.0	0.0	0.0	YES	0	
AA-9240012	CHINA P&C REINSURANCE COMPANY	20	0	0	0	0	20	0	0	0	20	0	0.0	0.0	0.0	YES	0	
AA-3190770	CHUBB TEMPEST REINSURANCE LTD	87	0	0	0	0	87	0	0	0	87	0	0.0	0.0	0.0	YES	0	
AA-1780116	Chaucer Insurance Company DAC	0	0	0	0	0	0	0	0	0	0	0	0.0	0.0	0.0	YES	0	
AA-1120191	Convex Insurance UK Limited	29	0	0	0	0	29	0	0	0	29	0	0.0	0.0	0.0	YES	0	
AA-3191400	Convex Re Limited	13	0	0	0	0	13	0	0	0	13	0	0.0	0.0	0.0	YES	0	
AA-3190936	DE SHAW RE (BERMUDA) LTD	2	0	0	0	0	2	0	0	0	2	0	0.0	0.0	0.0	YES	0	
AA-1340028	DEVK Ruckversicherungs AG	29	0	0	0	0	29	0	0	0	29	0	0.0	0.0	0.0	YES	0	
AA-1120175	Fidelis Underwriting Limited	19	0	0	0	0	19	0	0	0	19	0	0.0	0.0	0.0	YES	0	
AA-5340310	GENERAL INSURANCE CORPORATION OF INDIA	(3)	0	0	0	0	(3)	0	0	0	(3)	0	0.0	0.0	0.0	YES	0	
AA-3190060	HANNOVER RE (BERMUDA) LTD	0	0	0	0	0	0	0	0	0	0	0	0.0	0.0	0.0	YES	0	
AA-3191190	Hamilton Re, Ltd.	0	0	0	0	0	0	0	0	0	0	0	0.0	0.0	0.0	YES	0	
AA-3190677	HORSESHOE RE LIMITED	10	0	0	0	0	10	0	0	0	10	0	0.0	0.0	0.0	YES	0	
AA-8310008	Humboldt Re Limited	6	0	0	0	0	6	0	0	0	6	0	0.0	0.0	0.0	YES	0	
AA-8310006	Kelvin Reinsurance Limited	1	0	0	0	0	1	0	0	0	1	0	0.0	0.0	0.0	YES	0	
AA-3190871	LANCASHIRE INSURANCE COMPANY LTD.	0	0	0	0	0	0	0	0	0	0	0	0.0	0.0	0.0	YES	0	
AA-3191239	Lumen Re Ltd.	5	0	0	0	0	5	0	0	0	5	0	0.0	0.0	0.0	YES	0	
AA-3190829	Markel Bermuda Limited	0	0	0	0	0	0	0	0	0	0	0	0.0	0.0	0.0	YES	0	
AA-5340660	NEW INDIA ASSURANCE COMPANY LTD.	0	0	0	0	0	0	0	0	0	0	0	0.0	0.0	0.0	YES	0	
AA-3190686	PARTNER REINSURANCE COMPANY LTD	0	0	0	0	0	0	0	0	0	0	0	0.0	0.0	0.0	YES	0	
AA-5320039	PEAK REINSURANCE COMPANY LI	(2)	0	0	0	0	(2)	0	0	0	(2)	0	0.0	0.0	0.0	YES	0	
AA-9240065	PICC Property & Casualty Company Limited	0	0	0	0	0	0	0	0	0	0	0	0.0	0.0	0.0	YES	0	
AA-1340004	R+V VERSICHERUNG AG	91	0	0	0	0	91	0	0	0	91	0	0.0	0.0	0.0	YES	0	
AA-1440076	SIRIUS INTERNATIONAL	38	0	0	0	0	38	0	0	0	38	0	0.0	0.0	0.0	YES	0	
AA-3191321	SIRIUSPOINT BERMUDA INS CO LTD	2	0	0	0	0	2	0	0	0	2	0	0.0	0.0	0.0	YES	0	
AA-5324100	TAIPING REINSURANCE CO., LTD.	(2)	0	0	0	0	(2)	0	0	0	(2)	0	0.0	0.0	0.0	YES	0	
AA-3191179	Third Point Reinsurance Company Ltd.	13	0	0	0	0	13	0	0	0	13	0	0.0	0.0	0.0	YES	0	
AA-3191432	Vantage Risk Ltd	0	0	0	0	0	0	0	0	0	0	0	0.0	0.0	0.0	YES	0	
2699999.	Total Unauthorized - Other Non-U.S. Insurers	368	0	0	0	0	368	0	0	0	368	0	0.0	0.0	0.0	XXX	0	
2899999.	Total Unauthorized Excluding Protected Cells (Sum of 2299999, 2399999, 2499999, 2599999 and 2699999)	15,353	0	0	0	0	15,353	0	0	0	15,353	0	0.0	0.0	0.0	XXX	0	
3299999.	Total Certified - Affiliates - U.S. Non-Pool	0	0	0	0	0	0	0	0	0	0	0	0.0	0.0	0.0	XXX	0	
3599999.	Total Certified - Affiliates - Other (Non-U.S.)	0	0	0	0	0	0	0	0	0	0	0	0.0	0.0	0.0	XXX	0	
3699999.	Total Certified - Affiliates	0	0	0	0	0	0	0	0	0	0	0	0.0	0.0	0.0	XXX	0	
CR-3194126	ARCH REINSURANCE LTD	239	0	0	0	0	239	0	0	0	239	0	0.0	0.0	0.0	YES	0	
CR-1460023	RenaissanceRe Europe AG	2	0	0	0	0	2	0	0	0	2	0	0.0	0.0	0.0	YES	0	
CR-3191315	XL BERMUDA LTD	(4)	0	0	0	0	(4)	0	0	0	(4)	0	0.0	0.0	0.0	YES	0	
4099999.	Total Certified - Other Non-U.S. Insurers	237	0	0	0	0	237	0	0	0	237	0	0.0	0.0	0.0	XXX	0	

ANNUAL STATEMENT FOR THE YEAR 2021 OF THE American Modern Home Insurance Co.

SCHEDULE F - PART 3 (Continued)

Ceded Reinsurance as of December 31, Current Year (\$000 Omitted)
(Aging of Ceded Reinsurance)

ID Number From Col. 1	Name of Reinsurer From Col. 3	Reinsurance Recoverable on Paid Losses and Paid Loss Adjustment Expenses						44 Total Recoverable on Paid Losses & LAE Amounts in Dispute Included in Col. 43	45 Recoverable on Paid Losses & LAE Over 90 Days Past Due Amounts Included in Cols. 40 & 41	46 Total Recoverable on Paid Losses & LAE Amounts Not in Dispute (Cols 43-44)	47 Recoverable on Paid Losses & LAE Over 90 Days Past Due Amounts Not in Dispute (Cols. 40 + 41 - 45)	48 Amounts Received Prior 90 Days	49 Percentage Overdue Col. 42/Col. 43	50 Percentage of Amounts More Than 90 Days Overdue Not in Dispute (Col. 47/[Cols. 46+48])	51 Percentage More Than 120 Days Overdue (Col. 41/ Col. 43)	52 Is the Amount in Col. 50 Less Than 20%? (Yes or No)	53 Amounts in Col. 47 for Reinsurers with Values Less Than 20% in Col. 50
		37	Overdue				43 Total Due Cols. 37+42 (In total should equal Cols. 7+8)										
		Current	38 1 - 29 Days	39 30 - 90 Days	40 91 - 120 Days	41 Over 120 Days											
4299999. Total Certified Excluding Protected Cells (Sum of 3699999, 3799999, 3899999, 3999999 and 4099999)		237	0	0	0	0	237	0	0	237	0	0	0.0	0.0	0.0	XXX	0
4699999. Total Reciprocal Jurisdiction - Affiliates - U.S. Non-Pool		0	0	0	0	0	0	0	0	0	0	0	0.0	0.0	0.0	XXX	0
4999999. Total Reciprocal Jurisdiction - Affiliates - Other (Non-U.S.)		0	0	0	0	0	0	0	0	0	0	0	0.0	0.0	0.0	XXX	0
5099999. Total Reciprocal Jurisdiction - Affiliates		0	0	0	0	0	0	0	0	0	0	0	0.0	0.0	0.0	XXX	0
5699999. Total Reciprocal Jurisdiction Excluding Protected Cells (Sum of 5099999, 5199999, 5299999, 5399999 and 5499999)		0	0	0	0	0	0	0	0	0	0	0	0.0	0.0	0.0	XXX	0
5799999. Total Authorized, Unauthorized, Reciprocal Jurisdiction and Certified Excluding Protected Cells (Sum of 1499999, 2899999, 4299999 and 5699999)		149,340	0	0	0	0	149,340	0	0	149,340	0	0	0.0	0.0	0.0	XXX	0
5899999. Total Protected Cells (Sum of 1399999, 2799999, 4199999 and 5599999)		0	0	0	0	0	0	0	0	0	0	0	0.0	0.0	0.0	XXX	0
9999999 Totals		149,340	0	0	0	0	149,340	0	0	149,340	0	0	0.0	0.0	0.0	XXX	0

ANNUAL STATEMENT FOR THE YEAR 2021 OF THE American Modern Home Insurance Co.

SCHEDULE F - PART 3 (Continued)

Ceded Reinsurance as of December 31, Current Year (\$000 Omitted)
(Provision for Reinsurance for Certified Reinsurers)

ID Number From Col. 1	Name of Reinsurer From Col. 3	Provision for Certified Reinsurance													Complete if Col. 52 = "No"; Otherwise Enter 0			69 Provision for Overdue Reinsurance Ceded to Certified Reinsurers (Greater of [Col. 62 + Col. 65] or Col.68; not to Exceed Col. 63)
		54	55	56	57	58	59	60	61	62	63	64	65	66	67	68		
		Certified Reinsurer Rating (1 through 6)	Effective Date of Certified Reinsurer Rating	Percent Collateral Required for Full Credit (0% through 100%)	Catastrophe Recoverables Qualifying for Collateral Deferral	Net Recoverables Subject to Collateral Requirements for Full Credit (Col. 19 - Col. 57)	Dollar Amount of Collateral Required (Col. 56 * Col. 58)	Percent of Collateral Provided for Net Recoverables Subject to Collateral Requirements ([Col. 20 + Col. 21 + Col. 22 + Col. 24] / Col. 58)	Percent Credit Allowed on Net Recoverables Subject to Collateral Requirements (Col. 60 / Col. 56, not to exceed 100%)	20% of Recoverable on Paid Losses & LAE Over 90 Days Past Due Amounts in Dispute (Col. 45 * 20%)	Amount of Credit Allowed for Net Recoverables (Col. 57 + [Col. 58 * Col. 61])	Provision for Reinsurance with Certified Reinsurers Due to Collateral Deficiency (Col. 19 - Col. 63)	20% of Recoverable on Paid Losses & LAE Over 90 Days Past Due Amounts Not in Dispute (Col. 47 * 20%)	Total Collateral Provided (Col. 20 + Col. 21 + Col. 24, not to Exceed Col. 63)	Net Unsecured Recoverable for Which Credit is Allowed (Col. 63 - Col. 66)	20% of Amount in Col. 67		
31-0711074	AMERICAN FAMILY HOME INS	XXX	XXX	XXX	XXX	XXX	XXX	XXX	XXX	XXX	XXX	XXX	XXX	XXX	XXX	XXX	XXX	XXX
43-1262602	AMERICAN MODERN PROPERTY & CASUALTY CO	XXX	XXX	XXX	XXX	XXX	XXX	XXX	XXX	XXX	XXX	XXX	XXX	XXX	XXX	XXX	XXX	XXX
38-2342976	AMERICAN MODERN SELECT INS CO	XXX	XXX	XXX	XXX	XXX	XXX	XXX	XXX	XXX	XXX	XXX	XXX	XXX	XXX	XXX	XXX	XXX
59-2236254	American Southern Home Insurance Company	XXX	XXX	XXX	XXX	XXX	XXX	XXX	XXX	XXX	XXX	XXX	XXX	XXX	XXX	XXX	XXX	XXX
0199999	Total Authorized - Affiliates - U.S. Intercompany Pooling			XXX	XXX	XXX	XXX	XXX	XXX	XXX	XXX	XXX	XXX	XXX	XXX	XXX	XXX	XXX
13-4924125	MUNICH REINSURANCE AMERICA	XXX	XXX	XXX	XXX	XXX	XXX	XXX	XXX	XXX	XXX	XXX	XXX	XXX	XXX	XXX	XXX	XXX
0399999	Total Authorized - Affiliates - U.S. Non-Pool - Other			XXX	XXX	XXX	XXX	XXX	XXX	XXX	XXX	XXX	XXX	XXX	XXX	XXX	XXX	XXX
0499999	Total Authorized - Affiliates - U.S. Non-Pool			XXX	XXX	XXX	XXX	XXX	XXX	XXX	XXX	XXX	XXX	XXX	XXX	XXX	XXX	XXX
0799999	Total Authorized - Affiliates - Other (Non-U.S.)			XXX	XXX	XXX	XXX	XXX	XXX	XXX	XXX	XXX	XXX	XXX	XXX	XXX	XXX	XXX
0899999	Total Authorized - Affiliates			XXX	XXX	XXX	XXX	XXX	XXX	XXX	XXX	XXX	XXX	XXX	XXX	XXX	XXX	XXX
95-3187355	ALLIANZ GLOBAL RISKS US INSURANCE COMPANY	XXX	XXX	XXX	XXX	XXX	XXX	XXX	XXX	XXX	XXX	XXX	XXX	XXX	XXX	XXX	XXX	XXX
06-1182357	ALLIED WORLD INSURANCE COMPANY	XXX	XXX	XXX	XXX	XXX	XXX	XXX	XXX	XXX	XXX	XXX	XXX	XXX	XXX	XXX	XXX	XXX
36-0719665	ALLSTATE INSURANCE COMPANY	XXX	XXX	XXX	XXX	XXX	XXX	XXX	XXX	XXX	XXX	XXX	XXX	XXX	XXX	XXX	XXX	XXX
36-2661954	AMERICAN AGRICULTURAL INSURANCE COMPANY	XXX	XXX	XXX	XXX	XXX	XXX	XXX	XXX	XXX	XXX	XXX	XXX	XXX	XXX	XXX	XXX	XXX
58-1529575	AMERICAN SECURITY INSURANCE COMPANY	XXX	XXX	XXX	XXX	XXX	XXX	XXX	XXX	XXX	XXX	XXX	XXX	XXX	XXX	XXX	XXX	XXX
39-6040366	AMERICAN STANDARD INS CO OF WISCONSIN	XXX	XXX	XXX	XXX	XXX	XXX	XXX	XXX	XXX	XXX	XXX	XXX	XXX	XXX	XXX	XXX	XXX
47-0574325	BERKLEY INSURANCE COMPANY	XXX	XXX	XXX	XXX	XXX	XXX	XXX	XXX	XXX	XXX	XXX	XXX	XXX	XXX	XXX	XXX	XXX
39-0972608	CUMIS INSURANCE SOCIETY INC	XXX	XXX	XXX	XXX	XXX	XXX	XXX	XXX	XXX	XXX	XXX	XXX	XXX	XXX	XXX	XXX	XXX
42-0234980	EMPLOYERS MUTUAL CASUALTY COMPANY	XXX	XXX	XXX	XXX	XXX	XXX	XXX	XXX	XXX	XXX	XXX	XXX	XXX	XXX	XXX	XXX	XXX
22-2005057	EVEREST REINSURANCE COMPANY	XXX	XXX	XXX	XXX	XXX	XXX	XXX	XXX	XXX	XXX	XXX	XXX	XXX	XXX	XXX	XXX	XXX
13-2673100	GENERAL REINSURANCE CORPORATION	XXX	XXX	XXX	XXX	XXX	XXX	XXX	XXX	XXX	XXX	XXX	XXX	XXX	XXX	XXX	XXX	XXX
06-0383750	HARTFORD FIRE INSURANCE COMPANY	XXX	XXX	XXX	XXX	XXX	XXX	XXX	XXX	XXX	XXX	XXX	XXX	XXX	XXX	XXX	XXX	XXX
47-0355979	NATIONAL INDEMNITY COMPANY	XXX	XXX	XXX	XXX	XXX	XXX	XXX	XXX	XXX	XXX	XXX	XXX	XXX	XXX	XXX	XXX	XXX
47-0698507	ODYSSEY REINSURANCE COMPANY	XXX	XXX	XXX	XXX	XXX	XXX	XXX	XXX	XXX	XXX	XXX	XXX	XXX	XXX	XXX	XXX	XXX
23-1641984	QBE REINSURANCE CORPORATION	XXX	XXX	XXX	XXX	XXX	XXX	XXX	XXX	XXX	XXX	XXX	XXX	XXX	XXX	XXX	XXX	XXX
13-1675535	SWISS REINSURANCE AMERICA CORP	XXX	XXX	XXX	XXX	XXX	XXX	XXX	XXX	XXX	XXX	XXX	XXX	XXX	XXX	XXX	XXX	XXX
13-5616275	TRANSATLANTIC REINSURANCE COMPANY	XXX	XXX	XXX	XXX	XXX	XXX	XXX	XXX	XXX	XXX	XXX	XXX	XXX	XXX	XXX	XXX	XXX
20-4929941	XL CATLIN INSURANCE COMPANY INC.	XXX	XXX	XXX	XXX	XXX	XXX	XXX	XXX	XXX	XXX	XXX	XXX	XXX	XXX	XXX	XXX	XXX
0999999	Total Authorized - Other U.S. Unaffiliated Insurers			XXX	XXX	XXX	XXX	XXX	XXX	XXX	XXX	XXX	XXX	XXX	XXX	XXX	XXX	XXX
AA-9991500	ILLINOIS MINE SUBSIDENCE INSURANCE FUN	XXX	XXX	XXX	XXX	XXX	XXX	XXX	XXX	XXX	XXX	XXX	XXX	XXX	XXX	XXX	XXX	XXX
AA-9991501	INDIANA MINE SUBSIDENCE	XXX	XXX	XXX	XXX	XXX	XXX	XXX	XXX	XXX	XXX	XXX	XXX	XXX	XXX	XXX	XXX	XXX
AA-9991502	KENTUCKY MINE SUBSIDENCE INS FUND	XXX	XXX	XXX	XXX	XXX	XXX	XXX	XXX	XXX	XXX	XXX	XXX	XXX	XXX	XXX	XXX	XXX
AA-9991159	MICHIGAN CATASTROPHIC CLAIM	XXX	XXX	XXX	XXX	XXX	XXX	XXX	XXX	XXX	XXX	XXX	XXX	XXX	XXX	XXX	XXX	XXX
AA-9991503	OHIO MINE SUBSIDENCE FUND	XXX	XXX	XXX	XXX	XXX	XXX	XXX	XXX	XXX	XXX	XXX	XXX	XXX	XXX	XXX	XXX	XXX
AA-9991506	WEST VIRGINIA BD OF RISK & INS MGMT	XXX	XXX	XXX	XXX	XXX	XXX	XXX	XXX	XXX	XXX	XXX	XXX	XXX	XXX	XXX	XXX	XXX
1099999	Total Authorized - Pools - Mandatory Pools			XXX	XXX	XXX	XXX	XXX	XXX	XXX	XXX	XXX	XXX	XXX	XXX	XXX	XXX	XXX
AA-3194168	ASPEN INSURANCE HOLDINGS LIMITED	XXX	XXX	XXX	XXX	XXX	XXX	XXX	XXX	XXX	XXX	XXX	XXX	XXX	XXX	XXX	XXX	XXX
AA-3194139	AXIS SPECIALTY LIMITED	XXX	XXX	XXX	XXX	XXX	XXX	XXX	XXX	XXX	XXX	XXX	XXX	XXX	XXX	XXX	XXX	XXX
AA-3194122	DAVINCI REINSURANCE LTD.	XXX	XXX	XXX	XXX	XXX	XXX	XXX	XXX	XXX	XXX	XXX	XXX	XXX	XXX	XXX	XXX	XXX
AA-1340125	HANNOVER RUCKVERSICHERUNGS AG	XXX	XXX	XXX	XXX	XXX	XXX	XXX	XXX	XXX	XXX	XXX	XXX	XXX	XXX	XXX	XXX	XXX
AA-1120096	LLOYD'S KILN SYNDICATE # 1880	XXX	XXX	XXX	XXX	XXX	XXX	XXX	XXX	XXX	XXX	XXX	XXX	XXX	XXX	XXX	XXX	XXX

ANNUAL STATEMENT FOR THE YEAR 2021 OF THE American Modern Home Insurance Co.

SCHEDULE F - PART 3 (Continued)

Ceded Reinsurance as of December 31, Current Year (\$000 Omitted)
(Provision for Reinsurance for Certified Reinsurers)

ID Number From Col. 1	Name of Reinsurer From Col. 3	Provision for Certified Reinsurance													Complete if Col. 52 = "No"; Otherwise Enter 0			69 Provision for Overdue Reinsurance Ceded to Certified Reinsurers (Greater of [Col. 62 + Col. 65] or Col.68; not to Exceed Col. 63)
		54	55	56	57	58	59	60	61	62	63	64	65	66	67	68		
		Certified Reinsurer Rating (1 through 6)	Effective Date of Certified Reinsurer Rating	Percent Collateral Required for Full Credit (0% through 100%)	Catastrophe Recoverables Qualifying for Collateral Deferral	Net Recoverables Subject to Collateral Requirements for Full Credit (Col. 19 - Col. 57)	Dollar Amount of Collateral Required (Col. 56 * Col. 58)	Percent of Collateral Provided for Net Recoverables Subject to Collateral Requirements ([Col. 20 + Col. 21 + Col. 22 + Col. 24] / Col. 58)	Percent Credit Allowed on Net Recoverables Subject to Collateral Requirements (Col. 60 / Col. 56, not to exceed 100%)	20% of Recoverable on Paid Losses & LAE Over 90 Days Past Due Amounts in Dispute (Col. 45 * 20%)	Amount of Credit Allowed for Net Recoverables (Col. 57 + [Col. 58 * Col. 61])	Provision for Reinsurance with Certified Reinsurers Due to Collateral Deficiency (Col. 19 - Col. 63)	20% of Recoverable on Paid Losses & LAE Over 90 Days Past Due Amounts Not in Dispute (Col. 47 * 20%)	20 + Col. 21 + Col. 22 + Col. 24, not to Exceed Col. 63)	Net Unsecured Recoverable for Which Credit is Allowed (Col. 63 - Col. 66)	20% of Amount in Col. 67		
AA-1126382	LLOYD'S SYNDICATE # 0382	XXX	XXX	XXX	XXX	XXX	XXX	XXX	XXX	XXX	XXX	XXX	XXX	XXX	XXX	XXX	XXX	XXX
AA-1126435	LLOYD'S SYNDICATE # 0435	XXX	XXX	XXX	XXX	XXX	XXX	XXX	XXX	XXX	XXX	XXX	XXX	XXX	XXX	XXX	XXX	XXX
AA-1126510	LLOYD'S SYNDICATE # 0510	XXX	XXX	XXX	XXX	XXX	XXX	XXX	XXX	XXX	XXX	XXX	XXX	XXX	XXX	XXX	XXX	XXX
AA-1126566	LLOYD'S SYNDICATE # 0566	XXX	XXX	XXX	XXX	XXX	XXX	XXX	XXX	XXX	XXX	XXX	XXX	XXX	XXX	XXX	XXX	XXX
AA-1126623	LLOYD'S SYNDICATE # 0623	XXX	XXX	XXX	XXX	XXX	XXX	XXX	XXX	XXX	XXX	XXX	XXX	XXX	XXX	XXX	XXX	XXX
AA-1127084	LLOYD'S SYNDICATE # 1084	XXX	XXX	XXX	XXX	XXX	XXX	XXX	XXX	XXX	XXX	XXX	XXX	XXX	XXX	XXX	XXX	XXX
AA-1127200	LLOYD'S SYNDICATE # 1200	XXX	XXX	XXX	XXX	XXX	XXX	XXX	XXX	XXX	XXX	XXX	XXX	XXX	XXX	XXX	XXX	XXX
AA-1127225	LLOYD'S SYNDICATE # 1225	XXX	XXX	XXX	XXX	XXX	XXX	XXX	XXX	XXX	XXX	XXX	XXX	XXX	XXX	XXX	XXX	XXX
AA-1120085	LLOYD'S SYNDICATE # 1274	XXX	XXX	XXX	XXX	XXX	XXX	XXX	XXX	XXX	XXX	XXX	XXX	XXX	XXX	XXX	XXX	XXX
AA-1127301	LLOYD'S SYNDICATE # 1301	XXX	XXX	XXX	XXX	XXX	XXX	XXX	XXX	XXX	XXX	XXX	XXX	XXX	XXX	XXX	XXX	XXX
AA-1120156	LLOYD'S SYNDICATE # 1686	XXX	XXX	XXX	XXX	XXX	XXX	XXX	XXX	XXX	XXX	XXX	XXX	XXX	XXX	XXX	XXX	XXX
AA-1120157	LLOYD'S SYNDICATE # 1729	XXX	XXX	XXX	XXX	XXX	XXX	XXX	XXX	XXX	XXX	XXX	XXX	XXX	XXX	XXX	XXX	XXX
AA-1120084	LLOYD'S SYNDICATE # 1955	XXX	XXX	XXX	XXX	XXX	XXX	XXX	XXX	XXX	XXX	XXX	XXX	XXX	XXX	XXX	XXX	XXX
AA-1120106	LLOYD'S SYNDICATE # 1969	XXX	XXX	XXX	XXX	XXX	XXX	XXX	XXX	XXX	XXX	XXX	XXX	XXX	XXX	XXX	XXX	XXX
AA-1128003	LLOYD'S SYNDICATE # 2003	XXX	XXX	XXX	XXX	XXX	XXX	XXX	XXX	XXX	XXX	XXX	XXX	XXX	XXX	XXX	XXX	XXX
AA-1128121	LLOYD'S SYNDICATE # 2121	XXX	XXX	XXX	XXX	XXX	XXX	XXX	XXX	XXX	XXX	XXX	XXX	XXX	XXX	XXX	XXX	XXX
AA-1120152	LLOYD'S SYNDICATE # 2357	XXX	XXX	XXX	XXX	XXX	XXX	XXX	XXX	XXX	XXX	XXX	XXX	XXX	XXX	XXX	XXX	XXX
AA-1128623	LLOYD'S SYNDICATE # 2623	XXX	XXX	XXX	XXX	XXX	XXX	XXX	XXX	XXX	XXX	XXX	XXX	XXX	XXX	XXX	XXX	XXX
AA-1128791	LLOYD'S SYNDICATE # 2791	XXX	XXX	XXX	XXX	XXX	XXX	XXX	XXX	XXX	XXX	XXX	XXX	XXX	XXX	XXX	XXX	XXX
AA-1128987	LLOYD'S SYNDICATE # 2987	XXX	XXX	XXX	XXX	XXX	XXX	XXX	XXX	XXX	XXX	XXX	XXX	XXX	XXX	XXX	XXX	XXX
AA-1129000	LLOYD'S SYNDICATE # 3000	XXX	XXX	XXX	XXX	XXX	XXX	XXX	XXX	XXX	XXX	XXX	XXX	XXX	XXX	XXX	XXX	XXX
AA-1120075	LLOYD'S SYNDICATE # 4020	XXX	XXX	XXX	XXX	XXX	XXX	XXX	XXX	XXX	XXX	XXX	XXX	XXX	XXX	XXX	XXX	XXX
AA-1126004	LLOYD'S SYNDICATE # 4444	XXX	XXX	XXX	XXX	XXX	XXX	XXX	XXX	XXX	XXX	XXX	XXX	XXX	XXX	XXX	XXX	XXX
AA-1126006	LLOYD'S SYNDICATE # 4472	XXX	XXX	XXX	XXX	XXX	XXX	XXX	XXX	XXX	XXX	XXX	XXX	XXX	XXX	XXX	XXX	XXX
AA-1122000	LLOYD'S SYNDICATE # 9840	XXX	XXX	XXX	XXX	XXX	XXX	XXX	XXX	XXX	XXX	XXX	XXX	XXX	XXX	XXX	XXX	XXX
AA-1840000	MAPFRE RE	XXX	XXX	XXX	XXX	XXX	XXX	XXX	XXX	XXX	XXX	XXX	XXX	XXX	XXX	XXX	XXX	XXX
AA-1128001	MS AMILIN SYNDICATE # 2001	XXX	XXX	XXX	XXX	XXX	XXX	XXX	XXX	XXX	XXX	XXX	XXX	XXX	XXX	XXX	XXX	XXX
AA-3190339	RENAISSANCE REINSURANCE LTD.	XXX	XXX	XXX	XXX	XXX	XXX	XXX	XXX	XXX	XXX	XXX	XXX	XXX	XXX	XXX	XXX	XXX
1299999	Total Authorized - Other Non-U.S. Insurers			XXX	XXX	XXX	XXX	XXX	XXX	XXX	XXX	XXX	XXX	XXX	XXX	XXX	XXX	XXX
1499999	Total Authorized Excluding Protected Cells (Sum of 0899999, 0999999, 1099999, 1199999 and 1299999)			XXX	XXX	XXX	XXX	XXX	XXX	XXX	XXX	XXX	XXX	XXX	XXX	XXX	XXX	XXX
20-2769607	AMERICAN MODERN INS CO OF FLORIDA	XXX	XXX	XXX	XXX	XXX	XXX	XXX	XXX	XXX	XXX	XXX	XXX	XXX	XXX	XXX	XXX	XXX
31-0920414	AMERICAN WESTERN HOME INSURANCE COMPANY	XXX	XXX	XXX	XXX	XXX	XXX	XXX	XXX	XXX	XXX	XXX	XXX	XXX	XXX	XXX	XXX	XXX
1599999	Total Unauthorized - Affiliates - U.S. Intercompany Pooling			XXX	XXX	XXX	XXX	XXX	XXX	XXX	XXX	XXX	XXX	XXX	XXX	XXX	XXX	XXX
1899999	Total Unauthorized - Affiliates - U.S. Non-Pool			XXX	XXX	XXX	XXX	XXX	XXX	XXX	XXX	XXX	XXX	XXX	XXX	XXX	XXX	XXX
AA-1340029	EUROPAISCHE REI SEVERSI CHERU	XXX	XXX	XXX	XXX	XXX	XXX	XXX	XXX	XXX	XXX	XXX	XXX	XXX	XXX	XXX	XXX	XXX
AA-1340165	MUNCHENER RUCKVERSICHERUNGS-GESELLSCHAFT	XXX	XXX	XXX	XXX	XXX	XXX	XXX	XXX	XXX	XXX	XXX	XXX	XXX	XXX	XXX	XXX	XXX
2099999	Total Unauthorized - Affiliates - Other (Non-U.S.) - Other			XXX	XXX	XXX	XXX	XXX	XXX	XXX	XXX	XXX	XXX	XXX	XXX	XXX	XXX	XXX
2199999	Total Unauthorized - Affiliates - Other (Non-U.S.)			XXX	XXX	XXX	XXX	XXX	XXX	XXX	XXX	XXX	XXX	XXX	XXX	XXX	XXX	XXX
2299999	Total Unauthorized - Affiliates			XXX	XXX	XXX	XXX	XXX	XXX	XXX	XXX	XXX	XXX	XXX	XXX	XXX	XXX	XXX
13-3031176	PARTNER REINSURANCE CORP OF AMERICA	XXX	XXX	XXX	XXX	XXX	XXX	XXX	XXX	XXX	XXX	XXX	XXX	XXX	XXX	XXX	XXX	XXX

ANNUAL STATEMENT FOR THE YEAR 2021 OF THE American Modern Home Insurance Co.

SCHEDULE F - PART 3 (Continued)

Ceded Reinsurance as of December 31, Current Year (\$000 Omitted)
(Provision for Reinsurance for Certified Reinsurers)

ID Number From Col. 1	Name of Reinsurer From Col. 3	Provision for Certified Reinsurance														Complete if Col. 52 = "No"; Otherwise Enter 0			69 Provision for Overdue Reinsurance Ceded to Certified Reinsurers (Greater of [Col. 62 + Col. 65] or Col. 68; not to Exceed Col. 63)
		54	55	56	57	58	59	60	61	62	63	64	65	66	67	68			
		Certified Reinsurer Rating (1 through 6)	Effective Date of Certified Reinsurer Rating	Percent Collateral Required for Full Credit (0% through 100%)	Catastrophe Recoverables Qualifying for Collateral Deferral	Net Recoverables Subject to Collateral Requirements for Full Credit (Col. 19 - Col. 57)	Dollar Amount of Collateral Required (Col. 56 * Col. 58)	Percent of Collateral Provided for Net Recoverables Subject to Collateral Requirements ([Col. 20 + Col. 21 + Col. 22 + Col. 24] / Col. 58)	Percent Credit Allowed on Net Recoverables Subject to Collateral Requirements (Col. 60 / Col. 56, not to exceed 100%)	20% of Recoverable on Paid Losses & LAE Over 90 Days Past Due Amounts in Dispute (Col. 45 * 20%)	Amount of Credit Allowed for Net Recoverables (Col. 57 + [Col. 58 * Col. 61])	Provision for Reinsurance with Certified Reinsurers Due to Collateral Deficiency (Col. 19 - Col. 63)	20% of Recoverable on Paid Losses & LAE Over 90 Days Past Due Amounts Not in Dispute (Col. 47 * 20%)	Total Collateral Provided (Col. 20 + Col. 21 + Col. 24, not to Exceed Col. 63)	Net Unsecured Recoverable for Which Credit is Allowed (Col. 63 - Col. 66)	20% of Amount in Col. 67			
2399999	Total Unauthorized - Other U.S. Unaffiliated Insurers			XXX	XXX	XXX	XXX	XXX	XXX	XXX	XXX	XXX	XXX	XXX	XXX	XXX	XXX	XXX	
AA-3194128	ALLIED WORLD ASSURANCE COMPANY LTD	XXX	XXX	XXX	XXX	XXX	XXX	XXX	XXX	XXX	XXX	XXX	XXX	XXX	XXX	XXX	XXX	XXX	
AA-3190873	Ariel ReINS CO LTD	XXX	XXX	XXX	XXX	XXX	XXX	XXX	XXX	XXX	XXX	XXX	XXX	XXX	XXX	XXX	XXX	XXX	
AA-0055099	Artex SAC Limited	XXX	XXX	XXX	XXX	XXX	XXX	XXX	XXX	XXX	XXX	XXX	XXX	XXX	XXX	XXX	XXX	XXX	
AA-5280005	CATHAY CENTURY INSURANCE CO.LTD.	XXX	XXX	XXX	XXX	XXX	XXX	XXX	XXX	XXX	XXX	XXX	XXX	XXX	XXX	XXX	XXX	XXX	
AA-9240012	CHINA P&C REINSURANCE COMPANY	XXX	XXX	XXX	XXX	XXX	XXX	XXX	XXX	XXX	XXX	XXX	XXX	XXX	XXX	XXX	XXX	XXX	
AA-3190770	CHUBB TEMPEST REINSURANCE LTD	XXX	XXX	XXX	XXX	XXX	XXX	XXX	XXX	XXX	XXX	XXX	XXX	XXX	XXX	XXX	XXX	XXX	
AA-1780116	Chaucer Insurance Company DAC	XXX	XXX	XXX	XXX	XXX	XXX	XXX	XXX	XXX	XXX	XXX	XXX	XXX	XXX	XXX	XXX	XXX	
AA-1120191	Convex Insurance UK Limited	XXX	XXX	XXX	XXX	XXX	XXX	XXX	XXX	XXX	XXX	XXX	XXX	XXX	XXX	XXX	XXX	XXX	
AA-3191400	Convex Re Limited	XXX	XXX	XXX	XXX	XXX	XXX	XXX	XXX	XXX	XXX	XXX	XXX	XXX	XXX	XXX	XXX	XXX	
AA-3190936	DE SHAW RE (BERMUDA) LTD	XXX	XXX	XXX	XXX	XXX	XXX	XXX	XXX	XXX	XXX	XXX	XXX	XXX	XXX	XXX	XXX	XXX	
AA-1340028	DEVK Ruckversicherungs AG	XXX	XXX	XXX	XXX	XXX	XXX	XXX	XXX	XXX	XXX	XXX	XXX	XXX	XXX	XXX	XXX	XXX	
AA-1120175	Fidelis Underwriting Limited	XXX	XXX	XXX	XXX	XXX	XXX	XXX	XXX	XXX	XXX	XXX	XXX	XXX	XXX	XXX	XXX	XXX	
AA-5340310	GENERAL INSURANCE CORPORATION OF INDIA	XXX	XXX	XXX	XXX	XXX	XXX	XXX	XXX	XXX	XXX	XXX	XXX	XXX	XXX	XXX	XXX	XXX	
AA-3190060	HANNOVER RE (BERMUDA) LTD	XXX	XXX	XXX	XXX	XXX	XXX	XXX	XXX	XXX	XXX	XXX	XXX	XXX	XXX	XXX	XXX	XXX	
AA-3191190	Hamilton Re, Ltd.	XXX	XXX	XXX	XXX	XXX	XXX	XXX	XXX	XXX	XXX	XXX	XXX	XXX	XXX	XXX	XXX	XXX	
AA-3190677	HORSESHOE RE LIMITED	XXX	XXX	XXX	XXX	XXX	XXX	XXX	XXX	XXX	XXX	XXX	XXX	XXX	XXX	XXX	XXX	XXX	
AA-8310008	Humboldt Re Limited	XXX	XXX	XXX	XXX	XXX	XXX	XXX	XXX	XXX	XXX	XXX	XXX	XXX	XXX	XXX	XXX	XXX	
AA-8310006	Kelvin Reinsurance Limited	XXX	XXX	XXX	XXX	XXX	XXX	XXX	XXX	XXX	XXX	XXX	XXX	XXX	XXX	XXX	XXX	XXX	
AA-3190871	LANCASHIRE INSURANCE COMPANY LTD.	XXX	XXX	XXX	XXX	XXX	XXX	XXX	XXX	XXX	XXX	XXX	XXX	XXX	XXX	XXX	XXX	XXX	
AA-3191239	Lumen Re Ltd.	XXX	XXX	XXX	XXX	XXX	XXX	XXX	XXX	XXX	XXX	XXX	XXX	XXX	XXX	XXX	XXX	XXX	
AA-3190829	Markel Bermuda Limited	XXX	XXX	XXX	XXX	XXX	XXX	XXX	XXX	XXX	XXX	XXX	XXX	XXX	XXX	XXX	XXX	XXX	
AA-5340660	NEW INDIA ASSURANCE COMPANY LTD.	XXX	XXX	XXX	XXX	XXX	XXX	XXX	XXX	XXX	XXX	XXX	XXX	XXX	XXX	XXX	XXX	XXX	
AA-3190686	PARTNER REINSURANCE COMPANY LTD	XXX	XXX	XXX	XXX	XXX	XXX	XXX	XXX	XXX	XXX	XXX	XXX	XXX	XXX	XXX	XXX	XXX	
AA-5320039	PEAK REINSURANCE COMPANY LI	XXX	XXX	XXX	XXX	XXX	XXX	XXX	XXX	XXX	XXX	XXX	XXX	XXX	XXX	XXX	XXX	XXX	
AA-9240065	PICC Property & Casualty Company Limited	XXX	XXX	XXX	XXX	XXX	XXX	XXX	XXX	XXX	XXX	XXX	XXX	XXX	XXX	XXX	XXX	XXX	
AA-1340004	R+V VERSICHERUNG AG	XXX	XXX	XXX	XXX	XXX	XXX	XXX	XXX	XXX	XXX	XXX	XXX	XXX	XXX	XXX	XXX	XXX	
AA-1440076	SIRIUS INTERNATIONAL	XXX	XXX	XXX	XXX	XXX	XXX	XXX	XXX	XXX	XXX	XXX	XXX	XXX	XXX	XXX	XXX	XXX	
AA-3191321	SIRIUSPOINT BERMUDA INS CO LTD	XXX	XXX	XXX	XXX	XXX	XXX	XXX	XXX	XXX	XXX	XXX	XXX	XXX	XXX	XXX	XXX	XXX	
AA-5324100	TAIPING REINSURANCE CO., LTD.	XXX	XXX	XXX	XXX	XXX	XXX	XXX	XXX	XXX	XXX	XXX	XXX	XXX	XXX	XXX	XXX	XXX	
AA-3191179	Third Point Reinsurance Company Ltd.	XXX	XXX	XXX	XXX	XXX	XXX	XXX	XXX	XXX	XXX	XXX	XXX	XXX	XXX	XXX	XXX	XXX	
AA-3191432	Vantage Risk Ltd	XXX	XXX	XXX	XXX	XXX	XXX	XXX	XXX	XXX	XXX	XXX	XXX	XXX	XXX	XXX	XXX	XXX	
2699999	Total Unauthorized - Other Non-U.S. Insurers			XXX	XXX	XXX	XXX	XXX	XXX	XXX	XXX	XXX	XXX	XXX	XXX	XXX	XXX	XXX	
2899999	Total Unauthorized Excluding Protected Cells (Sum of 2299999, 2399999, 2499999, 2599999 and 2699999)			XXX	XXX	XXX	XXX	XXX	XXX	XXX	XXX	XXX	XXX	XXX	XXX	XXX	XXX	XXX	
3299999	Total Certified - Affiliates - U.S. Non-Pool			XXX	0	0	0	XXX	XXX	0	0	0	0	0	0	0	0	0	
3599999	Total Certified - Affiliates - Other (Non-U.S.)			XXX	0	0	0	XXX	XXX	0	0	0	0	0	0	0	0	0	
3699999	Total Certified - Affiliates			XXX	0	0	0	XXX	XXX	0	0	0	0	0	0	0	0	0	
CR-3194126	ARCH REINSURANCE LTD	3	07/01/2015	20.0	0	553	111	72.4	100.0	0	553	0	0	0	0	0	0	0	
CR-1460023	RenaissanceRe Europe AG	3	01/01/2016	20.0	0	23	5	452.9	100.0	0	23	0	0	0	0	0	0	0	
CR-3191315	XL BERMUDA LTD	2	11/24/2020	10.0	0	270	27	193.1	100.0	0	270	0	0	0	0	0	0	0	

ANNUAL STATEMENT FOR THE YEAR 2021 OF THE American Modern Home Insurance Co.

SCHEDULE F - PART 3 (Continued)

Ceded Reinsurance as of December 31, Current Year (\$000 Omitted)
(Provision for Reinsurance for Certified Reinsurers)

ID Number From Col. 1	Name of Reinsurer From Col. 3	Provision for Certified Reinsurance													Complete if Col. 52 = "No"; Otherwise Enter 0			69 Provision for Overdue Reinsurance Ceded to Certified Reinsurers (Greater of [Col. 62 + Col. 65] or Col.68; not to Exceed Col. 63)
		54	55	56	57	58	59	60	61	62	63	64	65	66	67	68		
		Certified Reinsurer Rating (1 through 6)	Effective Date of Certified Reinsurer Rating	Percent Collateral Required for Full Credit (0% through 100%)	Catastrophe Recoverables Qualifying for Collateral Deferral	Net Recoverables Subject to Collateral Requirements for Full Credit (Col. 19 - Col. 57)	Dollar Amount of Collateral Required (Col. 56 * Col. 58)	Percent of Collateral Provided for Net Recoverables Subject to Collateral Requirements ([Col. 20 + Col. 21 + Col. 22 + Col. 24] / Col. 58)	Percent Credit Allowed on Net Recoverables Subject to Collateral Requirements (Col. 60 / Col. 56, not to exceed 100%)	20% of Recoverable on Paid Losses & LAE Over 90 Days Past Due Amounts in Dispute (Col. 45 * 20%)	Amount of Credit Allowed for Net Recoverables (Col. 57 + [Col. 58 * Col. 61])	Provision for Reinsurance with Certified Reinsurers Due to Collateral Deficiency (Col. 19 - Col. 63)	20% of Recoverable on Paid Losses & LAE Over 90 Days Past Due Amounts Not in Dispute (Col. 47 * 20%)	Total Collateral Provided (Col. 20 + Col. 21 + Col. 22 + Col. 24, not to Exceed Col. 63)	Net Unsecured Recoverable for Which Credit is Allowed (Col. 63 - Col. 66)	20% of Amount in Col. 67		
4099999. Total Certified - Other Non-U.S. Insurers		XXX		0	845	142	XXX	XXX	0	845	0	0	0	0	0	0	0	
4299999. Total Certified Excluding Protected Cells (Sum of 3699999, 3799999, 3899999, 3999999 and 4099999)		XXX		0	845	142	XXX	XXX	0	845	0	0	0	0	0	0	0	
4699999. Total Reciprocal Jurisdiction - Affiliates - U.S. Non-Pool		XXX	XXX	XXX	XXX	XXX	XXX	XXX	XXX	XXX	XXX	XXX	XXX	XXX	XXX	XXX	XXX	
4999999. Total Reciprocal Jurisdiction - Affiliates - Other (Non-U.S.)		XXX	XXX	XXX	XXX	XXX	XXX	XXX	XXX	XXX	XXX	XXX	XXX	XXX	XXX	XXX	XXX	
5099999. Total Reciprocal Jurisdiction - Affiliates		XXX	XXX	XXX	XXX	XXX	XXX	XXX	XXX	XXX	XXX	XXX	XXX	XXX	XXX	XXX	XXX	
5699999. Total Reciprocal Jurisdiction Excluding Protected Cells (Sum of 5099999, 5199999, 5299999, 5399999 and 5499999)		XXX	XXX	XXX	XXX	XXX	XXX	XXX	XXX	XXX	XXX	XXX	XXX	XXX	XXX	XXX	XXX	
5799999. Total Authorized, Unauthorized, Reciprocal Jurisdiction and Certified Excluding Protected Cells (Sum of 1499999, 2899999, 4299999 and 5699999)		XXX		0	845	142	XXX	XXX	0	845	0	0	0	0	0	0	0	
5899999. Total Protected Cells (Sum of 1399999, 2799999, 4199999 and 5599999)		XXX		0	0	0	XXX	XXX	0	0	0	0	0	0	0	0	0	
9999999 Totals		XXX		0	845	142	XXX	XXX	0	845	0	0	0	0	0	0	0	

ANNUAL STATEMENT FOR THE YEAR 2021 OF THE American Modern Home Insurance Co.

SCHEDULE F - PART 3 (Continued)

Ceded Reinsurance as of December 31, Current Year (\$000 Omitted)
(Total Provision for Reinsurance)

ID Number From Col. 1	Name of Reinsurer From Col. 3	70 20% of Recoverable on Paid Losses & LAE Over 90 Days past Due Amounts Not in Dispute (Col. 47 * 20%)	Provision for Unauthorized Reinsurance		Provision for Overdue Authorized and Reciprocal Jurisdiction Reinsurance		Total Provision for Reinsurance			
			71 Provision for Reinsurance with Unauthorized Reinsurers Due to Collateral Deficiency (Col. 26)	72 Provision for Overdue Reinsurance from Unauthorized Reinsurers and Amounts in Dispute (Col. 70 + 20% of the Amount in Col. 16)	73 Complete if Col. 52 = "Yes"; Otherwise Enter 0 20% of Recoverable on Paid Losses & LAE Over 90 Days Past Due Amounts Not in Dispute + 20% of Amounts in Dispute ([Col. 47 * 20%] + [Col. 45 * 20%])	74 Complete if Col. 52 = "No"; Otherwise Enter 0 Greater of 20% of Net Recoverable Net of Funds Held & Collateral, or 20% of Recoverable on Paid Losses & LAE Over 90 Days Past Due (Greater of Col. 26 * 20% or Cols. [40 + 41] * 20%)	75 Provision for Amounts Ceded to Authorized and Reciprocal Reinsurers (Cols. 73 + 74)	76 Provision for Amounts Ceded to Unauthorized Reinsurers (Cols. 71 + 72 Not in Excess of Col. 15)	77 Provision for Amounts Ceded to Certified Reinsurers (Cols. 64 + 69)	78 Total Provision for Reinsurance (Cols. 75 + 76 + 77)
31-0711074	AMERICAN FAMILY HOME INS	0	XXX	XXX	0	0	0	XXX	XXX	0
43-1262602	AMERICAN MODERN PROPERTY & CASUALTY CO	0	XXX	XXX	0	0	0	XXX	XXX	0
38-2342976	AMERICAN MODERN SELECT INS CO	0	XXX	XXX	0	0	0	XXX	XXX	0
59-2236254	American Southern Home Insurance Company	0	XXX	XXX	0	0	0	XXX	XXX	0
0199999	Total Authorized - Affiliates - U.S. Intercompany Pooling	0	XXX	XXX	0	0	0	XXX	XXX	0
13-4924125	MUNICH REINSURANCE AMERICA	0	XXX	XXX	0	0	0	XXX	XXX	0
0399999	Total Authorized - Affiliates - U.S. Non-Pool - Other	0	XXX	XXX	0	0	0	XXX	XXX	0
0499999	Total Authorized - Affiliates - U.S. Non-Pool	0	XXX	XXX	0	0	0	XXX	XXX	0
0799999	Total Authorized - Affiliates - Other (Non-U.S.)	0	XXX	XXX	0	0	0	XXX	XXX	0
0899999	Total Authorized - Affiliates	0	XXX	XXX	0	0	0	XXX	XXX	0
95-3187355	ALLIANZ GLOBAL RISKS US INSURANCE COMPANY	0	XXX	XXX	0	0	0	XXX	XXX	0
06-1182357	ALLIED WORLD INSURANCE COMPANY	0	XXX	XXX	0	0	0	XXX	XXX	0
36-0719665	ALLSTATE INSURANCE COMPANY	0	XXX	XXX	0	0	0	XXX	XXX	0
36-2661954	AMERICAN AGRICULTURAL INSURANCE COMPANY	0	XXX	XXX	0	0	0	XXX	XXX	0
58-1529575	AMERICAN SECURITY INSURANCE COMPANY	0	XXX	XXX	0	0	0	XXX	XXX	0
39-6040366	AMERICAN STANDARD INS CO OF WISCONSIN	0	XXX	XXX	0	0	0	XXX	XXX	0
47-0574325	BERKLEY INSURANCE COMPANY	0	XXX	XXX	0	0	0	XXX	XXX	0
39-0972608	CUMIS INSURANCE SOCIETY INC	0	XXX	XXX	0	0	0	XXX	XXX	0
42-0234980	EMPLOYERS MUTUAL CASUALTY COMPANY	0	XXX	XXX	0	0	0	XXX	XXX	0
22-2005057	EVEREST REINSURANCE COMPANY	0	XXX	XXX	0	0	0	XXX	XXX	0
13-2673100	GENERAL REINSURANCE CORPORATION	0	XXX	XXX	0	0	0	XXX	XXX	0
06-0383750	HARTFORD FIRE INSURANCE COMPANY	0	XXX	XXX	0	0	0	XXX	XXX	0
47-0355979	NATIONAL INDEMNITY COMPANY	0	XXX	XXX	0	0	0	XXX	XXX	0
47-0698507	ODYSSEY REINSURANCE COMPANY	0	XXX	XXX	0	0	0	XXX	XXX	0
23-1641984	QBE REINSURANCE CORPORATION	0	XXX	XXX	0	0	0	XXX	XXX	0
13-1675535	SWISS REINSURANCE AMERICA CORP	0	XXX	XXX	0	0	0	XXX	XXX	0
13-5616275	TRANSATLANTIC REINSURANCE COMPANY	0	XXX	XXX	0	0	0	XXX	XXX	0
20-4929941	XL CATLIN INSURANCE COMPANY INC	0	XXX	XXX	0	0	0	XXX	XXX	0
0999999	Total Authorized - Other U.S. Unaffiliated Insurers	0	XXX	XXX	0	0	0	XXX	XXX	0
AA-9991500	ILLINOIS MINE SUBSIDENCE INSURANCE FUN	0	XXX	XXX	0	0	0	XXX	XXX	0
AA-9991501	INDIANA MINE SUBSIDENCE	0	XXX	XXX	0	0	0	XXX	XXX	0
AA-9991502	KENTUCKY MINE SUBSIDENCE INS FUND	0	XXX	XXX	0	0	0	XXX	XXX	0
AA-9991159	MICHIGAN CATASTROPHIC CLAIM	0	XXX	XXX	0	0	0	XXX	XXX	0
AA-9991503	OHIO MINE SUBSIDENCE FUND	0	XXX	XXX	0	0	0	XXX	XXX	0
AA-9991506	WEST VIRGINIA BD OF RISK & INS MGMT	0	XXX	XXX	0	0	0	XXX	XXX	0
1099999	Total Authorized - Pools - Mandatory Pools	0	XXX	XXX	0	0	0	XXX	XXX	0
AA-3194168	ASPEN INSURANCE HOLDINGS LIMITED	0	XXX	XXX	0	0	0	XXX	XXX	0
AA-3194139	AXIS SPECIALTY LIMITED	0	XXX	XXX	0	0	0	XXX	XXX	0
AA-3194122	DAVINCI REINSURANCE LTD.	0	XXX	XXX	0	0	0	XXX	XXX	0
AA-1340125	HANNOVER RUCKVERSICHERUNGS AG	0	XXX	XXX	0	0	0	XXX	XXX	0

ANNUAL STATEMENT FOR THE YEAR 2021 OF THE American Modern Home Insurance Co.

SCHEDULE F - PART 3 (Continued)

Ceded Reinsurance as of December 31, Current Year (\$000 Omitted)
(Total Provision for Reinsurance)

ID Number From Col. 1	Name of Reinsurer From Col. 3	70 20% of Recoverable on Paid Losses & LAE Over 90 Days past Due Amounts Not in Dispute (Col. 47 * 20%)	Provision for Unauthorized Reinsurance		Provision for Overdue Authorized and Reciprocal Jurisdiction Reinsurance		Total Provision for Reinsurance			
			71 Provision for Reinsurance with Unauthorized Reinsurers Due to Collateral Deficiency (Col. 26)	72 Provision for Overdue Reinsurance from Unauthorized Reinsurers and Amounts in Dispute (Col. 70 + 20% of the Amount in Col. 16)	73 Complete if Col. 52 = "Yes"; Otherwise Enter 0 20% of Recoverable on Paid Losses & LAE Over 90 Days Past Due Amounts Not in Dispute + 20% of Amounts in Dispute ((Col. 47 * 20%) + [Col. 45 * 20%])	74 Complete if Col. 52 = "No"; Otherwise Enter 0 Greater of 20% of Net Recoverable Net of Funds Held & Collateral, or 20% of Recoverable on Paid Losses & LAE Over 90 Days Past Due (Greater of Col. 26 * 20% or Cols. [40 + 41] * 20%)	75 Provision for Amounts Ceded to Authorized and Reciprocal Reinsurers (Cols. 73 + 74)	76 Provision for Amounts Ceded to Unauthorized Reinsurers (Cols. 71 + 72 Not in Excess of Col. 15)	77 Provision for Amounts Ceded to Certified Reinsurers (Cols. 64 + 69)	78 Total Provision for Reinsurance (Cols. 75 + 76 + 77)
AA-1120096	LLOYD'S KILN SYNDICATE # 1880	0	XXX	XXX	0	0	0	XXX	XXX	0
AA-1126382	LLOYD'S SYNDICATE # 0382	0	XXX	XXX	0	0	0	XXX	XXX	0
AA-1126435	LLOYD'S SYNDICATE # 0435	0	XXX	XXX	0	0	0	XXX	XXX	0
AA-1126510	LLOYD'S SYNDICATE # 0510	0	XXX	XXX	0	0	0	XXX	XXX	0
AA-1126566	LLOYD'S SYNDICATE # 0566	0	XXX	XXX	0	0	0	XXX	XXX	0
AA-1126623	LLOYD'S SYNDICATE # 0623	0	XXX	XXX	0	0	0	XXX	XXX	0
AA-1127084	LLOYD'S SYNDICATE # 1084	0	XXX	XXX	0	0	0	XXX	XXX	0
AA-1127200	LLOYD'S SYNDICATE # 1200	0	XXX	XXX	0	0	0	XXX	XXX	0
AA-1127225	LLOYD'S SYNDICATE # 1225	0	XXX	XXX	0	0	0	XXX	XXX	0
AA-1120085	LLOYD'S SYNDICATE # 1274	0	XXX	XXX	0	0	0	XXX	XXX	0
AA-1127301	LLOYD'S SYNDICATE # 1301	0	XXX	XXX	0	0	0	XXX	XXX	0
AA-1120156	LLOYD'S SYNDICATE # 1686	0	XXX	XXX	0	0	0	XXX	XXX	0
AA-1120157	LLOYD'S SYNDICATE # 1729	0	XXX	XXX	0	0	0	XXX	XXX	0
AA-1120084	LLOYD'S SYNDICATE # 1955	0	XXX	XXX	0	0	0	XXX	XXX	0
AA-1120106	LLOYD'S SYNDICATE # 1969	0	XXX	XXX	0	0	0	XXX	XXX	0
AA-1128003	LLOYD'S SYNDICATE # 2003	0	XXX	XXX	0	0	0	XXX	XXX	0
AA-1128121	LLOYD'S SYNDICATE # 2121	0	XXX	XXX	0	0	0	XXX	XXX	0
AA-1120152	LLOYD'S SYNDICATE # 2357	0	XXX	XXX	0	0	0	XXX	XXX	0
AA-1128623	LLOYD'S SYNDICATE # 2623	0	XXX	XXX	0	0	0	XXX	XXX	0
AA-1128791	LLOYD'S SYNDICATE # 2791	0	XXX	XXX	0	0	0	XXX	XXX	0
AA-1128987	LLOYD'S SYNDICATE # 2987	0	XXX	XXX	0	0	0	XXX	XXX	0
AA-1129000	LLOYD'S SYNDICATE # 3000	0	XXX	XXX	0	0	0	XXX	XXX	0
AA-1120075	LLOYD'S SYNDICATE # 4020	0	XXX	XXX	0	0	0	XXX	XXX	0
AA-1126004	LLOYD'S SYNDICATE # 4444	0	XXX	XXX	0	0	0	XXX	XXX	0
AA-1126006	LLOYD'S SYNDICATE # 4472	0	XXX	XXX	0	0	0	XXX	XXX	0
AA-1122000	LLOYD'S SYNDICATE # 9840	0	XXX	XXX	0	0	0	XXX	XXX	0
AA-1840000	MAPFRE RE	0	XXX	XXX	0	0	0	XXX	XXX	0
AA-1128001	MS AML IN SYNDICATE # 2001	0	XXX	XXX	0	0	0	XXX	XXX	0
AA-3190339	RENAISSANCE REINSURANCE LTD.	0	XXX	XXX	0	0	0	XXX	XXX	0
1299999	Total Authorized - Other Non-U.S. Insurers	0	XXX	XXX	0	0	0	XXX	XXX	0
1499999	Total Authorized Excluding Protected Cells (Sum of 0899999, 0999999, 1099999, 1199999 and 1299999)	0	XXX	XXX	0	0	0	XXX	XXX	0
20-2769607	AMERICAN MODERN INS CO OF FLORIDA	0	0	0	XXX	XXX	XXX	0	XXX	0
31-0920414	AMERICAN WESTERN HOME INSURANCE COMPANY	0	0	0	XXX	XXX	XXX	0	XXX	0
1599999	Total Unauthorized - Affiliates - U.S. Intercompany Pooling	0	0	0	XXX	XXX	XXX	0	XXX	0
1899999	Total Unauthorized - Affiliates - U.S. Non-Pool	0	0	0	XXX	XXX	XXX	0	XXX	0
AA-1340029	EUROPAISCHE REISEVERSICHERU	0	0	0	XXX	XXX	XXX	0	XXX	0
AA-1340165	MUNCHENER RUCKVERSICHERUNGS-GESELLSCHAFT	0	0	0	XXX	XXX	XXX	0	XXX	0
2099999	Total Unauthorized - Affiliates - Other (Non-U.S.) - Other	0	0	0	XXX	XXX	XXX	0	XXX	0
2199999	Total Unauthorized - Affiliates - Other (Non-U.S.)	0	0	0	XXX	XXX	XXX	0	XXX	0

ANNUAL STATEMENT FOR THE YEAR 2021 OF THE American Modern Home Insurance Co.

SCHEDULE F - PART 3 (Continued)

Ceded Reinsurance as of December 31, Current Year (\$000 Omitted)
(Total Provision for Reinsurance)

ID Number From Col. 1	Name of Reinsurer From Col. 3	70 20% of Recoverable on Paid Losses & LAE Over 90 Days past Due Amounts Not in Dispute (Col. 47 * 20%)	Provision for Unauthorized Reinsurance		Provision for Overdue Authorized and Reciprocal Jurisdiction Reinsurance		Total Provision for Reinsurance			
			71	72	73	74	75	76	77	78
			Provision for Reinsurance with Unauthorized Reinsurers Due to Collateral Deficiency (Col. 26)	Provision for Overdue Reinsurance from Unauthorized Reinsurers and Amounts in Dispute (Col. 70 + 20% of the Amount in Col. 16)	Complete if Col. 52 = "Yes"; Otherwise Enter 0	Complete if Col. 52 = "No"; Otherwise Enter 0	Provision for Amounts Ceded to Authorized and Reciprocal Reinsurers (Cols. 73 + 74)	Provision for Amounts Ceded to Unauthorized Reinsurers (Cols. 71 + 72 Not in Excess of Col. 15)	Provision for Amounts Ceded to Certified Reinsurers (Cols. 64 + 69)	Total Provision for Reinsurance (Cols. 75 + 76 + 77)
2299999. Total Unauthorized - Affiliates		0	0	0	XXX	XXX	XXX	0	XXX	0
13-3031176 PARTNER REINSURANCE CORP OF AMERICA		0	0	0	XXX	XXX	XXX	0	XXX	0
2399999. Total Unauthorized - Other U.S. Unaffiliated Insurers		0	0	0	XXX	XXX	XXX	0	XXX	0
AA-3194128 ALLIED WORLD ASSURANCE COMPANY LTD		0	0	0	XXX	XXX	XXX	0	XXX	0
AA-3190873 Ariel ReINS CO LTD		0	0	0	XXX	XXX	XXX	0	XXX	0
AA-0055099 Artex SAC Limited		0	0	0	XXX	XXX	XXX	0	XXX	0
AA-5280005 CATHAY CENTURY INSURANCE CO.LTD.		0	0	0	XXX	XXX	XXX	0	XXX	0
AA-9240012 CHINA P&C REINSURANCE COMPANY		0	0	0	XXX	XXX	XXX	0	XXX	0
AA-3190770 CHUBB TEMPEST REINSURANCE LTD		0	0	0	XXX	XXX	XXX	0	XXX	0
AA-1780116 Chaucer Insurance Company DAC		0	0	0	XXX	XXX	XXX	0	XXX	0
AA-1120191 Convex Insurance UK Limited		0	0	0	XXX	XXX	XXX	0	XXX	0
AA-3191400 Convex Re Limited		0	0	0	XXX	XXX	XXX	0	XXX	0
AA-3190936 DE SHAW RE (BERMUDA) LTD		0	0	0	XXX	XXX	XXX	0	XXX	0
AA-1340028 DEVK Ruckversicherungs AG		0	0	0	XXX	XXX	XXX	0	XXX	0
AA-1120175 Fidelis Underwriting Limited		0	0	0	XXX	XXX	XXX	0	XXX	0
AA-5340310 GENERAL INSURANCE CORPORATION OF INDIA		0	0	0	XXX	XXX	XXX	0	XXX	0
AA-3190060 HANNOVER RE (BERMUDA) LTD		0	0	0	XXX	XXX	XXX	0	XXX	0
AA-3191190 Hamilton Re, Ltd.		0	0	0	XXX	XXX	XXX	0	XXX	0
AA-3190677 HORSESHOE RE LIMITED		0	0	0	XXX	XXX	XXX	0	XXX	0
AA-8310008 Humboldt Re Limited		0	0	0	XXX	XXX	XXX	0	XXX	0
AA-8310006 Kelvin Reinsurance Limited		0	0	0	XXX	XXX	XXX	0	XXX	0
AA-3190871 LANCASHIRE INSURANCE COMPANY LTD.		0	0	0	XXX	XXX	XXX	0	XXX	0
AA-3191239 Lumen Re Ltd.		0	0	0	XXX	XXX	XXX	0	XXX	0
AA-3190829 MarkeL Bermuda Limited		0	0	0	XXX	XXX	XXX	0	XXX	0
AA-5340660 NEW INDIA ASSURANCE COMPANY LTD.		0	0	0	XXX	XXX	XXX	0	XXX	0
AA-3190686 PARTNER REINSURANCE COMPANY LTD		0	0	0	XXX	XXX	XXX	0	XXX	0
AA-5320039 PEAK REINSURANCE COMPANY LI		0	0	0	XXX	XXX	XXX	0	XXX	0
AA-9240065 PICC Property & Casualty Company Limited		0	0	0	XXX	XXX	XXX	0	XXX	0
AA-1340004 R+V VERSICHERUNG AG		0	0	0	XXX	XXX	XXX	0	XXX	0
AA-1440076 SIRIUS INTERNATIONAL		0	0	0	XXX	XXX	XXX	0	XXX	0
AA-3191321 SIRIUSPOINT BERMUDA INS CO LTD		0	0	0	XXX	XXX	XXX	0	XXX	0
AA-5324100 TAIPING REINSURANCE CO., LTD.		0	0	0	XXX	XXX	XXX	0	XXX	0
AA-3191179 Third Point Reinsurance Company Ltd.		0	0	0	XXX	XXX	XXX	0	XXX	0
AA-3191432 Vantage Risk Ltd		0	0	0	XXX	XXX	XXX	0	XXX	0
2699999. Total Unauthorized - Other Non-U.S. Insurers		0	0	0	XXX	XXX	XXX	0	XXX	0
2899999. Total Unauthorized Excluding Protected Cells (Sum of 2299999, 2399999, 2499999, 2599999 and 2699999)		0	0	0	XXX	XXX	XXX	0	XXX	0
3299999. Total Certified - Affiliates - U.S. Non-Pool		XXX	XXX	XXX	XXX	XXX	XXX	XXX	0	0
3599999. Total Certified - Affiliates - Other (Non-U.S.)		XXX	XXX	XXX	XXX	XXX	XXX	XXX	0	0
3699999. Total Certified - Affiliates		XXX	XXX	XXX	XXX	XXX	XXX	XXX	0	0

ANNUAL STATEMENT FOR THE YEAR 2021 OF THE American Modern Home Insurance Co.

SCHEDULE F - PART 3 (Continued)

Ceded Reinsurance as of December 31, Current Year (\$000 Omitted)
(Total Provision for Reinsurance)

ID Number From Col. 1	Name of Reinsurer From Col. 3	70 20% of Recoverable on Paid Losses & LAE Over 90 Days past Due Amounts Not in Dispute (Col. 47 * 20%)	71 Provision for Unauthorized Reinsurance		73 Provision for Overdue Authorized and Reciprocal Jurisdiction Reinsurance		75 Total Provision for Reinsurance				
			72 Provision for Reinsurance with Unauthorized Reinsurers Due to Collateral Deficiency (Col. 26)	74 Provision for Overdue Reinsurance from Unauthorized Reinsurers and Amounts in Dispute (Col. 70 + 20% of the Amount in Col. 16)	73 Complete if Col. 52 = "Yes"; Otherwise Enter 0 20% of Recoverable on Paid Losses & LAE Over 90 Days Past Due Amounts Not in Dispute + 20% of Amounts in Dispute ([Col. 47 * 20%] + [Col. 45 * 20%])	74 Complete if Col. 52 = "No"; Otherwise Enter 0 Greater of 20% of Net Recoverable Net of Funds Held & Collateral, or 20% of Recoverable on Paid Losses & LAE Over 90 Days Past Due (Greater of Col. 26 * 20% or Cols. [40 + 41] * 20%)	75 Provision for Amounts Ceded to Authorized and Reciprocal Jurisdiction Reinsurers (Cols. 73 + 74)	76 Provision for Amounts Ceded to Unauthorized Reinsurers (Cols. 71 + 72 Not in Excess of Col. 15)	77 Provision for Amounts Ceded to Certified Reinsurers (Cols. 64 + 69)	78 Total Provision for Reinsurance (Cols. 75 + 76 + 77)	
CR-3194126	ARCH REINSURANCE LTD	XXX	XXX	XXX	XXX	XXX	XXX	XXX	XXX	0	0
CR-1460023	RenaissanceRe Europe AG	XXX	XXX	XXX	XXX	XXX	XXX	XXX	XXX	0	0
CR-3191315	XL BERMUDA LTD	XXX	XXX	XXX	XXX	XXX	XXX	XXX	XXX	0	0
4099999	Total Certified - Other Non-U.S. Insurers	XXX	XXX	XXX	XXX	XXX	XXX	XXX	XXX	0	0
4299999	Total Certified Excluding Protected Cells (Sum of 3699999, 3799999, 3899999, 3999999 and 4099999)	XXX	XXX	XXX	XXX	XXX	XXX	XXX	XXX	0	0
4699999	Total Reciprocal Jurisdiction - Affiliates - U.S. Non-Pool	0	XXX	XXX	0	0	0	XXX	XXX	0	0
4999999	Total Reciprocal Jurisdiction - Affiliates - Other (Non-U.S.)	0	XXX	XXX	0	0	0	XXX	XXX	0	0
5099999	Total Reciprocal Jurisdiction - Affiliates	0	XXX	XXX	0	0	0	XXX	XXX	0	0
5699999	Total Reciprocal Jurisdiction Excluding Protected Cells (Sum of 5099999, 5199999, 5299999, 5399999 and 5499999)	0	XXX	XXX	0	0	0	XXX	XXX	0	0
5799999	Total Authorized, Unauthorized, Reciprocal Jurisdiction and Certified Excluding Protected Cells (Sum of 1499999, 2899999, 4299999 and 5699999)	0	0	0	0	0	0	0	0	0	0
5899999	Total Protected Cells (Sum of 1399999, 2799999, 4199999 and 5599999)	0	0	0	0	0	0	0	0	0	0
9999999	Totals	0	0	0	0	0	0	0	0	0	0

ANNUAL STATEMENT FOR THE YEAR 2021 OF THE American Modern Home Insurance Co.

SCHEDULE F - PART 4

Issuing or Confirming Banks for Letters of Credit from Schedule F, Part 3 (\$000 Omitted)

1 Issuing or Confirming Bank Reference Number Used in Col. 23 of Sch F Part 3	2 Letters of Credit Code	3 American Bankers Association (ABA) Routing Number	4 Issuing or Confirming Bank Name	5 Letters of Credit Amount
1001	1	21000089	CITIBANK NA	536
1002	1	21000089	CITIBANK NA	1,250
1003	1	21000021	JP MORGAN CHASE BANK NA	339
1004	1	26001591	Standard Chartered	250
1005	1	21000089	CITIBANK NA	1,129
1006	1	21000089	CITIBANK NA	625
1007	1	21000089	CITIBANK NA	158
1008	1	26013453	Landesbank Baden Wurttemberg	650
1009	1	26002655	Lloyds Bank	427
1010	1	26002574	BARCLAYS BANK PLC	369
1011	1	26002574	BARCLAYS BANK PLC	255
1012	1	26002574	BARCLAYS BANK PLC	270
1013	1	26007728	National Australia Bank	10
1014	1	21000089	CITIBANK NA	2,100
1015	1	26010786	NORDEA Bank	800
1016	1	21000089	CITIBANK NA	40
1017	1	21000089	CITIBANK NA	965
1018	1	26002655	Lloyds Bank	300
1019	1	31202084	Bank of America	400
1020	1	21000089	CITIBANK NA	105
1021	1	26009632	MUFG Bank LTD	520
Total				11,500

ANNUAL STATEMENT FOR THE YEAR 2021 OF THE American Modern Home Insurance Co.

SCHEDULE F - PART 5

Interrogatories for Schedule F, Part 3 (000 Omitted)

A. Report the five largest provisional commission rates included in the cedant's reinsurance treaties. The commission rate to be reported is by contract with ceded premium in excess of \$50,000:

	1 <u>Name of Reinsurer</u>	2 <u>Commission Rate</u>	3 <u>Ceded Premium</u>
1.	MUNICH REINSURANCE AMERICA35.000	163,615
2.	MUNICH REINSURANCE AMERICA39.000	534,073
3.0.000	0
4.0.000	0
5.0.000	0

B. Report the five largest reinsurance recoverables reported in Schedule F, Part 3, Column 15, due from any one reinsurer (based on the total recoverables, Schedule F, Part 3, Line 9999999, Column 15), the amount of ceded premium, and indicate whether the recoverables are due from an affiliated insurer.

	1 <u>Name of Reinsurer</u>	2 <u>Total Recoverables</u>	3 <u>Ceded Premiums</u>	4 <u>Affiliated</u>
6.	Munich Reinsurance America	803,777	702,485	Yes [X] No []
7.	American Family Home Ins	219,571	254,760	Yes [X] No []
8.	American Western Home Insurance Company	73,062	84,920	Yes [X] No []
9.	American Modern Property & Casualty Co	45,978	51,895	Yes [X] No []
10.	AMERICAN MODERN SELECT INS CO	40,655	47,178	Yes [X] No []

NOTE: Disclosure of the five largest provisional commission rates should exclude mandatory pools and joint underwriting associations.

SCHEDULE F - PART 6

Restatement of Balance Sheet to Identify Net Credit for Reinsurance

	1 As Reported (Net of Ceded)	2 Restatement Adjustments	3 Restated (Gross of Ceded)
ASSETS (Page 2, Col. 3)			
1. Cash and invested assets (Line 12)	519,770,932	0	519,770,932
2. Premiums and considerations (Line 15)	484,113,337	0	484,113,337
3. Reinsurance recoverable on loss and loss adjustment expense payments (Line 16.1)	149,340,141	(149,340,141)	0
4. Funds held by or deposited with reinsured companies (Line 16.2)	22,517,209	0	22,517,209
5. Other assets	40,374,250	0	40,374,250
6. Net amount recoverable from reinsurers	0	885,573,712	885,573,712
7. Protected cell assets (Line 27)	0	0	0
8. Totals (Line 28)	1,216,115,869	736,233,571	1,952,349,440
LIABILITIES (Page 3)			
9. Losses and loss adjustment expenses (Lines 1 through 3)	229,233,260	498,771,275	728,004,535
10. Taxes, expenses, and other obligations (Lines 4 through 8)	64,589,196	(5,625,163)	58,964,033
11. Unearned premiums (Line 9)	231,087,950	642,127,823	873,215,773
12. Advance premiums (Line 10)	0	0	0
13. Dividends declared and unpaid (Line 11.1 and 11.2)	0	0	0
14. Ceded reinsurance premiums payable (net of ceding commissions (Line 12)	342,629,791	(342,629,791)	0
15. Funds held by company under reinsurance treaties (Line 13)	56,410,573	(56,410,573)	0
16. Amounts withheld or retained by company for account of others (Line 14)	0	0	0
17. Provision for reinsurance (Line 16)	0	0	0
18. Other liabilities	60,190,658	0	60,190,658
19. Total liabilities excluding protected cell business (Line 26)	984,141,428	736,233,571	1,720,374,999
20. Protected cell liabilities (Line 27)	0	0	0
21. Surplus as regards policyholders (Line 37)	231,974,441	XXX	231,974,441
22. Totals (Line 38)	1,216,115,869	736,233,571	1,952,349,440

NOTE: Is the restatement of this exhibit the result of grossing up balances ceded to affiliates under 100 percent reinsurance or pooling arrangements? Yes [X] No []

If yes, give full explanation: See Note 26

ANNUAL STATEMENT FOR THE YEAR 2021 OF THE American Modern Home Insurance Co.

SCHEDULE H - ACCIDENT AND HEALTH EXHIBIT

	Total		Group Accident and Health		Credit Accident and Health (Group and Individual)		Collectively Renewable		Other Individual Contracts											
	1 Amount	2 %	3 Amount	4 %	5 Amount	6 %	7 Amount	8 %	Non-Cancelable		Guaranteed Renewable		Non-Renewable for Stated Reasons Only		Other Accident Only		All Other			
									9 Amount	10 %	11 Amount	12 %	13 Amount	14 %	15 Amount	16 %	17 Amount	18 %		
PART 1. - ANALYSIS OF UNDERWRITING OPERATIONS																				
1. Premiums written	0	XXX	0	XXX	0	XXX	0	XXX	0	XXX	0	XXX	0	XXX	0	XXX	0	XXX	0	XXX
2. Premiums earned	0	XXX	0	XXX	0	XXX	0	XXX	0	XXX	0	XXX	0	XXX	0	XXX	0	XXX	0	XXX
3. Incurred claims	0	0.0	0	0.0	0	0.0	0	0.0	0	0.0	0	0.0	0	0.0	0	0.0	0	0.0	0	0.0
4. Cost containment expenses	0	0.0	0	0.0	0	0.0	0	0.0	0	0.0	0	0.0	0	0.0	0	0.0	0	0.0	0	0.0
5. Incurred claims and cost containment expenses (Lines 3 and 4)	0	0.0	0	0.0	0	0.0	0	0.0	0	0.0	0	0.0	0	0.0	0	0.0	0	0.0	0	0.0
6. Increase in contract reserves	0	0.0	0	0.0	0	0.0	0	0.0	0	0.0	0	0.0	0	0.0	0	0.0	0	0.0	0	0.0
7. Commissions (a)	0	0.0	0	0.0	0	0.0	0	0.0	0	0.0	0	0.0	0	0.0	0	0.0	0	0.0	0	0.0
8. Other general insurance expenses	0	0.0	0	0.0	0	0.0	0	0.0	0	0.0	0	0.0	0	0.0	0	0.0	0	0.0	0	0.0
9. Taxes, licenses and fees	0	0.0	0	0.0	0	0.0	0	0.0	0	0.0	0	0.0	0	0.0	0	0.0	0	0.0	0	0.0
10. Total other expenses incurred	0	0.0	0	0.0	0	0.0	0	0.0	0	0.0	0	0.0	0	0.0	0	0.0	0	0.0	0	0.0
11. Aggregate write-ins for deductions	0	0.0	0	0.0	0	0.0	0	0.0	0	0.0	0	0.0	0	0.0	0	0.0	0	0.0	0	0.0
12. Gain from underwriting before dividends or refunds	0	0.0	0	0.0	0	0.0	0	0.0	0	0.0	0	0.0	0	0.0	0	0.0	0	0.0	0	0.0
13. Dividends or refunds	0	0.0	0	0.0	0	0.0	0	0.0	0	0.0	0	0.0	0	0.0	0	0.0	0	0.0	0	0.0
14. Gain from underwriting after dividends or refunds	0	0.0	0	0.0	0	0.0	0	0.0	0	0.0	0	0.0	0	0.0	0	0.0	0	0.0	0	0.0
DETAILS OF WRITE-INS																				
1101.																				
1102.																				
1103.																				
1198. Summary of remaining write-ins for Line 11 from overflow page	0	0.0	0	0.0	0	0.0	0	0.0	0	0.0	0	0.0	0	0.0	0	0.0	0	0.0	0	0.0
1199. Totals (Lines 1101 thru 1103 plus 1198)(Line 11 above)	0	0.0	0	0.0	0	0.0	0	0.0	0	0.0	0	0.0	0	0.0	0	0.0	0	0.0	0	0.0

(a) Includes \$ 0 reported as "Contract, membership and other fees retained by agents."

ANNUAL STATEMENT FOR THE YEAR 2021 OF THE American Modern Home Insurance Co.
SCHEDULE H - ACCIDENT AND HEALTH EXHIBIT (Continued)

	1	2	3	4	Other Individual Contracts				
					5	6	7	8	9
	Total	Group Accident and Health	Credit Accident and Health (Group and Individual)	Collectively Renewable	Non-Cancelable	Guaranteed Renewable	Non-Renewable for Stated Reasons Only	Other Accident Only	All Other
PART 2. - RESERVES AND LIABILITIES									
A. Premium Reserves:									
1. Unearned premiums	0	0	0	0	0	0	0	0	0
2. Advance premiums	0	0	0	0	0	0	0	0	0
3. Reserve for rate credits	0	0	0	0	0	0	0	0	0
4. Total premium reserves, current year	0	0	0	0	0	0	0	0	0
5. Total premium reserves, prior year	0	0	0	0	0	0	0	0	0
6. Increase in total premium reserves	0	0	0	0	0	0	0	0	0
B. Contract Reserves:									
1. Additional reserves (a)	0	0	0	0	0	0	0	0	0
2. Reserve for future contingent benefits	0	0	0	0	0	0	0	0	0
3. Total contract reserves, current year	0	0	0	0	0	0	0	0	0
4. Total contract reserves, prior year	0	0	0	0	0	0	0	0	0
5. Increase in contract reserves	0	0	0	0	0	0	0	0	0
C. Claim Reserves and Liabilities:									
1. Total current year	0	0	0	0	0	0	0	0	0
2. Total prior year	0	0	0	0	0	0	0	0	0
3. Increase	0	0	0	0	0	0	0	0	0

PART 3. - TEST OF PRIOR YEAR'S CLAIM RESERVES AND LIABILITIES									
1. Claims paid during the year:									
1.1 On claims incurred prior to current year	0	0	0	0	0	0	0	0	0
1.2 On claims incurred during current year	0	0	0	0	0	0	0	0	0
2. Claim reserves and liabilities, December 31, current year:									
2.1 On claims incurred prior to current year	0	0	0	0	0	0	0	0	0
2.2 On claims incurred during current year	0	0	0	0	0	0	0	0	0
3. Test:									
3.1 Line 1.1 and 2.1	0	0	0	0	0	0	0	0	0
3.2 Claim reserves and liabilities, December 31, prior year	0	0	0	0	0	0	0	0	0
3.3 Line 3.1 minus Line 3.2	0	0	0	0	0	0	0	0	0

PART 4. - REINSURANCE									
A. Reinsurance Assumed:									
1. Premiums written	0	0	0	0	0	0	0	0	0
2. Premiums earned	0	0	0	0	0	0	0	0	0
3. Incurred claims	0	0	0	0	0	0	0	0	0
4. Commissions	0	0	0	0	0	0	0	0	0
B. Reinsurance Ceded:									
1. Premiums written	0	0	0	0	0	0	0	0	0
2. Premiums earned	0	0	0	0	0	0	0	0	0
3. Incurred claims	(252)	0	0	0	0	0	0	0	(252)
4. Commissions	0	0	0	0	0	0	0	0	0

(a) Includes \$0 premium deficiency reserve.

SCHEDULE H - PART 5 - HEALTH CLAIMS

	1 Medical	2 Dental	3 Other	4 Total
A. Direct:				
1. Incurred Claims	0	0	(252)	(252)
2. Beginning claim reserves and liabilities	0	0	0	0
3. Ending claim reserves and liabilities	0	0	0	0
4. Claims paid	0	0	(252)	(252)
B. Assumed Reinsurance:				
5. Incurred Claims.....	0	0	0	0
6. Beginning claim reserves and liabilities	0	0	0	0
7. Ending claim reserves and liabilities	0	0	0	0
8. Claims paid	0	0	0	0
C. Ceded Reinsurance:				
9. Incurred Claims.....	0	0	(252)	(252)
10. Beginning claim reserves and liabilities	0	0	0	0
11. Ending claim reserves and liabilities	0	0	0	0
12. Claims paid	0	0	(252)	(252)
D. Net:				
13. Incurred Claims.....	0	0	0	0
14. Beginning claim reserves and liabilities	0	0	0	0
15. Ending claim reserves and liabilities	0	0	0	0
16. Claims paid	0	0	0	0
E. Net Incurred Claims and Cost Containment Expenses:				
17. Incurred claims and cost containment expenses	0	0	0	0
18. Beginning reserves and liabilities	0	0	0	0
19. Ending reserves and liabilities	0	0	0	0
20. Paid claims and cost containment expenses	0	0	0	0

ANNUAL STATEMENT FOR THE YEAR 2021 OF THE American Modern Home Insurance Co.
SCHEDULE P - PART 1A - HOMEOWNERS/FAROWNERS
(\$000 OMITTED)

Years in Which Premiums Were Earned and Losses Were Incurred	Premiums Earned			Loss and Loss Expense Payments						10 Salvage and Subrogation Received	11 Total Net Paid Cols (4 - 5 + 6 - 7 + 8 - 9)	12 Number of Claims Reported Direct and Assumed
	1 Direct and Assumed	2 Ceded	3 Net (1 - 2)	Loss Payments		Defense and Cost Containment Payments		Adjusting and Other Payments				
				4 Direct and Assumed	5 Ceded	6 Direct and Assumed	7 Ceded	8 Direct and Assumed	9 Ceded			
1. Prior.....	XXX	XXX	XXX	1	0	9	1	3	0	1	12	XXX
2. 2012.....	234,160	167,742	66,418	119,066	93,307	1,743	749	14,782	6,613	419	34,923	37,717
3. 2013.....	229,017	154,196	74,820	100,453	66,134	1,203	598	14,566	5,485	447	44,005	30,081
4. 2014.....	232,779	137,628	95,151	99,381	53,818	1,577	741	16,159	4,934	294	57,623	29,087
5. 2015.....	236,473	120,349	116,124	106,880	50,984	1,501	819	17,573	6,031	610	68,121	29,678
6. 2016.....	262,761	127,660	135,101	133,594	68,348	1,769	875	15,999	6,709	1,490	75,430	31,312
7. 2017.....	259,786	139,927	119,860	143,851	76,550	1,173	827	17,035	8,083	1,314	76,598	30,232
8. 2018.....	255,873	133,897	121,976	169,002	103,901	674	414	19,872	9,794	2,061	75,439	27,917
9. 2019.....	267,441	141,671	125,770	124,098	68,913	563	721	17,791	8,753	731	64,064	24,014
10. 2020.....	295,568	155,261	140,307	195,516	112,863	364	558	20,417	11,775	527	91,101	28,405
11. 2021.....	325,766	169,500	156,266	134,905	70,004	694	996	17,598	9,004	86	73,193	25,911
12. Totals	XXX	XXX	XXX	1,326,745	764,823	11,271	7,298	171,795	77,181	7,980	660,509	XXX

	Losses Unpaid				Defense and Cost Containment Unpaid				Adjusting and Other Unpaid		23 Salvage and Subrogation Anticipated	24 Total Net Losses and Expenses Unpaid	25 Number of Claims Outstanding Direct and Assumed
	Case Basis		Bulk + IBNR		Case Basis		Bulk + IBNR		21 Direct and Assumed	22 Ceded			
	13 Direct and Assumed	14 Ceded	15 Direct and Assumed	16 Ceded	17 Direct and Assumed	18 Ceded	19 Direct and Assumed	20 Ceded					
									13	14			
1. Prior.....	65	0	0	0	59	0	0	0	0	0	0	123	2
2. 2012.....	(22)	5	0	0	0	0	0	0	0	0	0	(28)	0
3. 2013.....	(32)	0	0	0	0	0	0	0	(2)	0	0	(34)	0
4. 2014.....	91	9	4	0	23	9	1	0	(2)	0	0	99	3
5. 2015.....	10	151	3	0	31	8	1	0	(2)	0	0	(117)	5
6. 2016.....	154	43	10	6	23	10	2	1	1	1	0	129	3
7. 2017.....	116	160	97	79	81	25	5	3	11	7	2	36	10
8. 2018.....	1,051	746	1,046	967	216	56	33	24	92	67	5	578	24
9. 2019.....	2,098	700	544	247	295	99	59	27	135	33	4	2,024	41
10. 2020.....	8,690	4,655	3,365	1,882	548	164	190	98	503	194	50	6,304	162
11. 2021.....	31,239	14,149	12,157	6,896	84	108	122	71	3,456	1,544	283	24,289	1,199
12. Totals	43,459	20,619	17,225	10,078	1,360	477	412	225	4,191	1,846	345	33,402	1,450

	Total Losses and Loss Expenses Incurred			Loss and Loss Expense Percentage (Incurred / Premiums Earned)			Nontabular Discount		34 Inter-Company Pooling Participation Percentage	Net Balance Sheet Reserves After Discount	
	26 Direct and Assumed	27 Ceded	28 Net	29 Direct and Assumed	30 Ceded	31 Net	32 Loss	33 Loss Expense		35 Losses Unpaid	36 Loss Expenses Unpaid
1. Prior.....	XXX	XXX	XXX	XXX	XXX	XXX	0	0	XXX	65	59
2. 2012.....	135,569	100,674	34,895	57.9	60.0	52.5	0	0	47.5	(27)	0
3. 2013.....	116,188	72,217	43,971	50.7	46.8	58.8	0	0	47.5	(32)	(2)
4. 2014.....	117,232	59,510	57,722	50.4	43.2	60.7	0	0	47.5	86	13
5. 2015.....	125,996	57,992	68,004	53.3	48.2	58.6	0	0	47.5	(139)	22
6. 2016.....	151,552	75,994	75,559	57.7	59.5	55.9	0	0	47.5	115	14
7. 2017.....	162,368	85,735	76,634	62.5	61.3	63.9	0	0	47.5	(26)	62
8. 2018.....	191,986	115,969	76,017	75.0	86.6	62.3	0	0	47.5	384	193
9. 2019.....	145,581	79,494	66,088	54.4	56.1	52.5	0	0	47.5	1,694	330
10. 2020.....	229,593	132,188	97,405	77.7	85.1	69.4	0	0	47.5	5,517	786
11. 2021.....	200,254	102,772	97,482	61.5	60.6	62.4	0	0	47.5	22,351	1,938
12. Totals	XXX	XXX	XXX	XXX	XXX	XXX	0	0	XXX	29,987	3,415

ANNUAL STATEMENT FOR THE YEAR 2021 OF THE American Modern Home Insurance Co.
SCHEDULE P - PART 1B - PRIVATE PASSENGER AUTO LIABILITY/MEDICAL
(\$000 OMITTED)

Years in Which Premiums Were Earned and Losses Were Incurred	Premiums Earned			Loss and Loss Expense Payments						10 Salvage and Subrogation Received	11 Total Net Paid Cols (4 - 5 + 6 - 7 + 8 - 9)	12 Number of Claims Reported Direct and Assumed
	1 Direct and Assumed	2 Ceded	3 Net (1 - 2)	Loss Payments		Defense and Cost Containment Payments		Adjusting and Other Payments				
				4 Direct and Assumed	5 Ceded	6 Direct and Assumed	7 Ceded	8 Direct and Assumed	9 Ceded			
1. Prior.....	XXX	XXX	XXX	28	0	2	0	3	0	1	33	XXX
2. 2012.....	13,148	1,409	11,739	7,553	1,214	313	32	704	305	112	7,019	1,589
3. 2013.....	13,117	1,403	11,714	7,213	361	559	37	803	290	162	7,886	1,463
4. 2014.....	12,194	1,048	11,146	5,021	80	376	3	654	201	79	5,767	1,052
5. 2015.....	8,337	629	7,708	5,712	0	429	0	715	234	73	6,621	1,049
6. 2016.....	10,098	602	9,496	6,146	0	268	0	686	231	131	6,869	972
7. 2017.....	11,242	579	10,663	6,700	0	370	0	827	250	232	7,646	889
8. 2018.....	11,546	661	10,885	4,959	47	195	0	403	1	(75)	5,509	386
9. 2019.....	11,432	724	10,708	5,696	26	162	0	599	2	71	6,430	475
10. 2020.....	11,240	687	10,553	4,298	4	56	0	437	1	36	4,787	340
11. 2021.....	16,086	588	15,497	1,992	17	33	0	370	2	571	2,376	447
12. Totals	XXX	XXX	XXX	55,318	1,748	2,762	73	6,201	1,517	1,393	60,943	XXX

	Losses Unpaid				Defense and Cost Containment Unpaid				Adjusting and Other Unpaid		23 Salvage and Subrogation Anticipated	24 Total Net Losses and Expenses Unpaid	25 Number of Claims Outstanding Direct and Assumed
	Case Basis		Bulk + IBNR		Case Basis		Bulk + IBNR						
	13 Direct and Assumed	14 Ceded	15 Direct and Assumed	16 Ceded	17 Direct and Assumed	18 Ceded	19 Direct and Assumed	20 Ceded	21 Direct and Assumed	22 Ceded			
1. Prior.....	12	0	0	0	6	0	0	0	1	0	0	19	1
2. 2012.....	0	0	0	0	0	0	0	0	0	0	0	0	0
3. 2013.....	0	0	0	0	0	0	0	0	0	0	0	0	0
4. 2014.....	24	0	2	0	14	0	0	0	1	0	0	41	0
5. 2015.....	(10)	0	18	0	0	0	1	0	5	0	0	13	0
6. 2016.....	95	0	20	0	4	0	2	0	3	0	1	124	1
7. 2017.....	162	0	38	0	25	0	3	0	6	0	4	234	3
8. 2018.....	269	0	42	0	57	0	4	0	17	0	6	389	10
9. 2019.....	825	3	103	0	103	0	10	0	30	0	25	1,068	16
10. 2020.....	2,382	0	453	1	79	0	47	0	73	0	61	3,033	43
11. 2021.....	5,088	21	2,296	3	89	0	53	0	527	1	135	8,028	197
12. Totals	8,847	24	2,972	4	377	0	120	0	662	1	233	12,949	271

	Total Losses and Loss Expenses Incurred			Loss and Loss Expense Percentage (Incurred / Premiums Earned)			Nontabular Discount		34 Inter-Company Pooling Participation Percentage	Net Balance Sheet Reserves After Discount	
	26 Direct and Assumed	27 Ceded	28 Net	29 Direct and Assumed	30 Ceded	31 Net	32 Loss	33 Loss Expense		35 Losses Unpaid	36 Loss Expenses Unpaid
1. Prior.....	XXX	XXX	XXX	XXX	XXX	XXX	0	0	XXX	12	7
2. 2012.....	8,570	1,551	7,019	65.2	110.1	59.8	0	0	47.5	0	0
3. 2013.....	8,575	689	7,886	65.4	49.1	67.3	0	0	47.5	0	0
4. 2014.....	6,092	284	5,808	50.0	27.1	52.1	0	0	47.5	26	15
5. 2015.....	6,869	234	6,635	82.4	37.2	86.1	0	0	47.5	7	6
6. 2016.....	7,224	231	6,993	71.5	38.4	73.6	0	0	47.5	115	9
7. 2017.....	8,131	250	7,881	72.3	43.2	73.9	0	0	47.5	200	34
8. 2018.....	5,946	48	5,898	51.5	7.3	54.2	0	0	47.5	312	78
9. 2019.....	7,528	31	7,497	65.9	4.3	70.0	0	0	47.5	925	143
10. 2020.....	7,825	5	7,820	69.6	0.7	74.1	0	0	47.5	2,834	199
11. 2021.....	10,448	44	10,404	64.9	7.5	67.1	0	0	47.5	7,360	668
12. Totals	XXX	XXX	XXX	XXX	XXX	XXX	0	0	XXX	11,792	1,157

ANNUAL STATEMENT FOR THE YEAR 2021 OF THE American Modern Home Insurance Co.
SCHEDULE P - PART 1C - COMMERCIAL AUTO/TRUCK LIABILITY/MEDICAL
(\$000 OMITTED)

Years in Which Premiums Were Earned and Losses Were Incurred	Premiums Earned			Loss and Loss Expense Payments						10 Salvage and Subrogation Received	11 Total Net Paid Cols (4 - 5 + 6 - 7 + 8 - 9)	12 Number of Claims Reported Direct and Assumed
	1 Direct and Assumed	2 Ceded	3 Net (1 - 2)	Loss Payments		Defense and Cost Containment Payments		Adjusting and Other Payments				
				4 Direct and Assumed	5 Ceded	6 Direct and Assumed	7 Ceded	8 Direct and Assumed	9 Ceded			
1. Prior.....	XXX	XXX	XXX	0	0	0	0	0	0	0	0	XXX
2. 2012.....	5,026	2,480	2,545	3,005	2,021	341	200	102	44	19	1,184	865
3. 2013.....	6,384	3,656	2,728	3,928	3,319	449	355	111	39	6	774	996
4. 2014.....	9,140	6,019	3,122	4,978	4,083	513	429	141	30	134	1,091	1,237
5. 2015.....	15,012	11,543	3,469	8,618	7,656	1,399	1,268	285	18	36	1,360	2,139
6. 2016.....	20,540	16,799	3,741	16,869	15,236	2,271	1,758	288	(43)	94	2,478	2,676
7. 2017.....	17,010	13,876	3,134	12,269	11,636	1,225	962	227	(53)	37	1,176	2,093
8. 2018.....	12,950	10,000	2,950	4,026	3,490	905	734	101	(123)	25	932	806
9. 2019.....	8,735	6,838	1,897	1,997	1,304	419	234	125	(107)	25	1,109	439
10. 2020.....	7,062	5,801	1,261	1,318	626	136	71	91	4	14	844	203
11. 2021.....	10,852	9,161	1,690	579	289	33	9	58	20	15	353	152
12. Totals	XXX	XXX	XXX	57,588	49,661	7,692	6,019	1,529	(171)	406	11,300	XXX

	Losses Unpaid				Defense and Cost Containment Unpaid				Adjusting and Other Unpaid		23 Salvage and Subrogation Anticipated	24 Total Net Losses and Expenses Unpaid	25 Number of Claims Outstanding Direct and Assumed
	Case Basis		Bulk + IBNR		Case Basis		Bulk + IBNR						
	13 Direct and Assumed	14 Ceded	15 Direct and Assumed	16 Ceded	17 Direct and Assumed	18 Ceded	19 Direct and Assumed	20 Ceded	21 Direct and Assumed	22 Ceded			
1. Prior.....	0	0	3	3	0	0	0	0	0	0	0	0	0
2. 2012.....	8	8	12	12	5	5	2	2	1	1	0	0	1
3. 2013.....	0	0	31	31	0	0	6	6	2	2	0	0	0
4. 2014.....	24	24	29	29	7	7	6	6	2	2	0	0	0
5. 2015.....	53	53	146	146	30	30	27	27	9	9	0	0	1
6. 2016.....	396	287	521	519	95	66	101	101	37	36	0	143	6
7. 2017.....	386	365	987	986	33	23	200	200	62	60	0	34	6
8. 2018.....	1,164	1,149	1,175	1,159	255	242	239	236	98	96	0	49	19
9. 2019.....	971	758	1,784	1,713	220	157	360	343	121	109	1	377	23
10. 2020.....	1,180	733	2,827	2,721	137	65	582	557	181	156	2	675	33
11. 2021.....	694	189	6,204	5,901	71	43	1,167	1,154	485	381	5	954	60
12. Totals	4,875	3,566	13,719	13,218	853	637	2,691	2,632	999	852	9	2,231	150

	Total Losses and Loss Expenses Incurred			Loss and Loss Expense Percentage (Incurred / Premiums Earned)			Nontabular Discount		34 Inter-Company Pooling Participation Percentage	Net Balance Sheet Reserves After Discount	
	26 Direct and Assumed	27 Ceded	28 Net	29 Direct and Assumed	30 Ceded	31 Net	32 Loss	33 Loss Expense		35 Losses Unpaid	36 Loss Expenses Unpaid
1. Prior.....	XXX	XXX	XXX	XXX	XXX	XXX	0	0	XXX	0	0
2. 2012.....	3,478	2,294	1,184	69.2	92.5	46.5	0	0	47.5	0	0
3. 2013.....	4,526	3,752	774	70.9	102.6	28.4	0	0	47.5	0	0
4. 2014.....	5,700	4,609	1,091	62.4	76.6	34.9	0	0	47.5	0	0
5. 2015.....	10,566	9,207	1,359	70.4	79.8	39.2	0	0	47.5	0	0
6. 2016.....	20,580	17,959	2,621	100.2	106.9	70.0	0	0	47.5	111	31
7. 2017.....	15,388	14,178	1,210	90.5	102.2	38.6	0	0	47.5	22	12
8. 2018.....	7,965	6,984	981	61.5	69.8	33.3	0	0	47.5	31	18
9. 2019.....	5,997	4,511	1,486	68.7	66.0	78.3	0	0	47.5	284	92
10. 2020.....	6,452	4,934	1,519	91.4	85.1	120.4	0	0	47.5	553	122
11. 2021.....	9,292	7,985	1,307	85.6	87.2	77.3	0	0	47.5	808	146
12. Totals	XXX	XXX	XXX	XXX	XXX	XXX	0	0	XXX	1,810	422

ANNUAL STATEMENT FOR THE YEAR 2021 OF THE American Modern Home Insurance Co.

**SCHEDULE P - PART 1D - WORKERS' COMPENSATION
(EXCLUDING EXCESS WORKERS' COMPENSATION)**

(\$000 OMITTED)

Years in Which Premiums Were Earned and Losses Were Incurred	Premiums Earned			Loss and Loss Expense Payments						12 Number of Claims Reported Direct and Assumed		
	1 Direct and Assumed	2 Ceded	3 Net (1 - 2)	Loss Payments		Defense and Cost Containment Payments		Adjusting and Other Payments			10 Salvage and Subrogation Received	11 Total Net Paid Cols (4 - 5 + 6 - 7 + 8 - 9)
				4	5	6	7	8	9			
				Direct and Assumed	Ceded	Direct and Assumed	Ceded	Direct and Assumed	Ceded			
1. Prior	XXX	XXX	XXX	0	0	0	0	0	0	0	0	XXX
2. 2012	0	0	0	0	0	0	0	0	0	0	0	0
3. 2013	1,370	1,370	0	596	596	78	78	0	0	33	0	131
4. 2014	5,185	5,185	0	931	931	275	275	0	0	7	0	523
5. 2015	6,399	6,399	0	1,946	1,946	502	502	0	0	105	0	594
6. 2016	6,092	6,092	0	2,029	2,029	644	644	0	0	38	0	667
7. 2017	7,276	7,276	0	1,652	1,652	568	568	0	0	56	0	736
8. 2018	7,193	7,193	0	1,781	1,781	539	539	0	0	54	0	670
9. 2019	7,373	7,373	0	1,539	1,539	525	525	0	0	74	0	383
10. 2020	7,740	7,740	0	1,460	1,460	399	399	0	0	13	0	255
11. 2021	7,323	7,323	0	520	520	98	98	0	0	3	0	122
12. Totals	XXX	XXX	XXX	12,452	12,452	3,627	3,627	0	0	383	0	XXX

	Losses Unpaid				Defense and Cost Containment Unpaid				Adjusting and Other Unpaid		23 Salvage and Subrogation Anticipated	24 Total Net Losses and Expenses Unpaid	25 Number of Claims Outstanding Direct and Assumed
	Case Basis		Bulk + IBNR		Case Basis		Bulk + IBNR		21 Direct and Assumed	22 Ceded			
	13	14	15	16	17	18	19	20					
	Direct and Assumed	Ceded	Direct and Assumed	Ceded	Direct and Assumed	Ceded	Direct and Assumed	Ceded					
1. Prior	0	0	0	0	0	0	0	0	0	0	0	0	0
2. 2012	0	0	0	0	0	0	0	0	0	0	0	0	0
3. 2013	1	1	169	169	0	0	37	37	9	9	0	0	0
4. 2014	128	128	309	309	8	8	68	68	20	20	0	0	1
5. 2015	74	74	816	816	17	17	179	179	44	44	0	0	6
6. 2016	239	239	690	690	33	33	151	151	43	43	0	0	9
7. 2017	296	296	1,320	1,320	28	28	289	289	76	76	0	0	11
8. 2018	338	338	2,245	2,245	60	60	479	479	125	125	0	0	15
9. 2019	694	694	2,076	2,076	118	118	455	455	128	128	0	0	31
10. 2020	1,055	1,055	2,301	2,301	164	164	500	500	151	151	0	0	49
11. 2021	1,112	1,112	2,751	2,751	195	195	607	607	293	293	0	0	73
12. Totals	3,938	3,938	12,677	12,677	622	622	2,766	2,766	889	889	0	0	196

	Total Losses and Loss Expenses Incurred			Loss and Loss Expense Percentage (Incurred / Premiums Earned)			Nontabular Discount		34 Inter-Company Pooling Participation Percentage	Net Balance Sheet Reserves After Discount	
	26	27	28	29	30	31	32	33		35 Losses Unpaid	36 Loss Expenses Unpaid
	Direct and Assumed	Ceded	Net	Direct and Assumed	Ceded	Net	Loss	Loss Expense			
1. Prior	XXX	XXX	XXX	XXX	XXX	XXX	0	0	XXX	0	0
2. 2012	0	0	0	0.0	0.0	0.0	0	0	47.5	0	0
3. 2013	889	889	0	64.9	64.9	0.0	0	0	47.5	0	0
4. 2014	1,738	1,738	0	33.5	33.5	0.0	0	0	47.5	0	0
5. 2015	3,578	3,578	0	55.9	55.9	0.0	0	0	47.5	0	0
6. 2016	3,828	3,828	0	62.8	62.8	0.0	0	0	47.5	0	0
7. 2017	4,229	4,229	0	58.1	58.1	0.0	0	0	47.5	0	0
8. 2018	5,566	5,566	0	77.4	77.4	2.0	0	0	47.5	0	0
9. 2019	5,535	5,535	0	75.1	75.1	0.0	0	0	47.5	0	0
10. 2020	6,030	6,030	0	77.9	77.9	0.0	0	0	47.5	0	0
11. 2021	5,577	5,577	0	76.2	76.2	0.0	0	0	47.5	0	0
12. Totals	XXX	XXX	XXX	XXX	XXX	XXX	0	0	XXX	0	0

ANNUAL STATEMENT FOR THE YEAR 2021 OF THE American Modern Home Insurance Co.
SCHEDULE P - PART 1E - COMMERCIAL MULTIPLE PERIL
(\$000 OMITTED)

Years in Which Premiums Were Earned and Losses Were Incurred	Premiums Earned			Loss and Loss Expense Payments						10 Salvage and Subrogation Received	11 Total Net Paid Cols (4 - 5 + 6 - 7 + 8 - 9)	12 Number of Claims Reported Direct and Assumed
	1 Direct and Assumed	2 Ceded	3 Net (1 - 2)	Loss Payments		Defense and Cost Containment Payments		Adjusting and Other Payments				
				4 Direct and Assumed	5 Ceded	6 Direct and Assumed	7 Ceded	8 Direct and Assumed	9 Ceded			
	1. Prior.....	XXX	XXX	XXX	20	(39)	14	4	(17)			
2. 2012.....	5,957	3,548	2,408	5,062	2,692	293	227	239	109	5	2,567	476
3. 2013.....	7,619	1,664	5,955	5,054	747	278	143	263	97	7	4,608	716
4. 2014.....	13,221	2,288	10,934	6,871	640	571	307	353	122	112	6,726	832
5. 2015.....	15,316	3,693	11,623	6,885	1,264	1,020	662	260	142	166	6,096	850
6. 2016.....	16,795	4,869	11,927	8,509	2,413	989	648	313	328	70	6,421	1,034
7. 2017.....	17,384	6,040	11,344	9,199	2,860	925	351	301	430	112	6,783	849
8. 2018.....	18,216	8,255	9,961	6,238	1,783	995	883	241	100	137	4,708	651
9. 2019.....	19,162	9,818	9,344	8,179	2,844	612	382	472	227	172	5,809	503
10. 2020.....	21,404	11,350	10,054	6,555	2,039	451	313	366	113	15	4,906	401
11. 2021.....	36,886	27,146	9,740	7,121	2,280	158	24	206	115	24	5,066	276
12. Totals	XXX	XXX	XXX	69,691	19,523	6,305	3,943	2,996	1,807	801	53,720	XXX

	Losses Unpaid				Defense and Cost Containment Unpaid				Adjusting and Other Unpaid		23 Salvage and Subrogation Anticipated	24 Total Net Losses and Expenses Unpaid	25 Number of Claims Outstanding Direct and Assumed
	Case Basis		Bulk + IBNR		Case Basis		Bulk + IBNR						
	13	14	15	16	17	18	19	20	21	22			
	Direct and Assumed	Ceded	Direct and Assumed	Ceded	Direct and Assumed	Ceded	Direct and Assumed	Ceded	Direct and Assumed	Ceded			
1. Prior.....	92	88	0	0	28	15	0	0	32	17	0	31	4
2. 2012.....	0	0	1	1	0	0	1	1	0	0	0	0	0
3. 2013.....	0	0	5	5	0	0	3	3	0	0	0	0	0
4. 2014.....	0	0	10	10	0	0	6	6	1	1	0	0	0
5. 2015.....	(21)	0	93	89	(3)	0	57	56	7	8	0	(20)	0
6. 2016.....	781	667	380	370	74	57	241	238	43	39	0	147	6
7. 2017.....	1,020	833	943	920	103	75	602	596	120	114	0	250	10
8. 2018.....	680	485	1,695	1,598	195	123	1,053	1,026	172	156	1	407	14
9. 2019.....	849	611	1,138	1,064	250	176	695	675	127	102	1	430	23
10. 2020.....	1,987	865	2,404	1,955	199	129	912	803	204	142	3	1,811	29
11. 2021.....	2,189	991	7,870	6,854	179	164	2,018	1,907	1,059	810	16	2,588	93
12. Totals	7,577	4,540	14,538	12,867	1,024	741	5,587	5,310	1,767	1,390	21	5,643	179

	Total Losses and Loss Expenses Incurred			Loss and Loss Expense Percentage (Incurred / Premiums Earned)			Nontabular Discount		34 Inter-Company Pooling Participation Percentage	Net Balance Sheet Reserves After Discount	
	26	27	28	29	30	31	32	33		35	36
	Direct and Assumed	Ceded	Net	Direct and Assumed	Ceded	Net	Loss	Loss Expense		Losses Unpaid	Loss Expenses Unpaid
	1. Prior.....	XXX	XXX	XXX	XXX	XXX	XXX	0		0	XXX
2. 2012.....	5,596	3,029	2,567	93.9	85.4	106.6	0	0	47.5	0	0
3. 2013.....	5,603	995	4,608	73.5	59.8	77.4	0	0	47.5	0	0
4. 2014.....	7,811	1,085	6,726	59.1	47.4	61.5	0	0	47.5	0	0
5. 2015.....	8,296	2,221	6,076	54.2	60.1	52.3	0	0	47.5	(18)	(3)
6. 2016.....	11,329	4,762	6,568	67.5	97.8	55.1	0	0	47.5	124	23
7. 2017.....	13,213	6,180	7,033	76.0	102.3	62.0	0	0	47.5	210	40
8. 2018.....	11,269	6,154	5,115	61.9	74.5	51.4	0	0	47.5	293	115
9. 2019.....	12,320	6,081	6,239	64.3	61.9	66.8	0	0	47.5	311	118
10. 2020.....	13,079	6,361	6,718	61.1	56.0	66.8	0	0	47.5	1,571	241
11. 2021.....	20,799	13,146	7,654	56.4	48.4	78.6	0	0	47.5	2,213	375
12. Totals	XXX	XXX	XXX	XXX	XXX	XXX	0	0	XXX	4,707	936

ANNUAL STATEMENT FOR THE YEAR 2021 OF THE American Modern Home Insurance Co.
SCHEDULE P - PART 1F - SECTION 1 - MEDICAL PROFESSIONAL LIABILITY - OCCURRENCE
(\$000 OMITTED)

Years in Which Premiums Were Earned and Losses Were Incurred	Premiums Earned			Loss and Loss Expense Payments						10 Salvage and Subrogation Received	11 Total Net Paid Cols (4 - 5 + 6 - 7 + 8 - 9)	12 Number of Claims Reported Direct and Assumed
	1 Direct and Assumed	2 Ceded	3 Net (1 - 2)	Loss Payments		Defense and Cost Containment Payments		Adjusting and Other Payments				
				4 Direct and Assumed	5 Ceded	6 Direct and Assumed	7 Ceded	8 Direct and Assumed	9 Ceded			
1. Prior.....	XXX	XXX	XXX	0	0	0	0	0	0	0	0	XXX
2. 2012.....	0	0	0	0	0	0	0	0	0	0	0	0
3. 2013.....	0	0	0	0	0	0	0	0	0	0	0	0
4. 2014.....	0	0	0	0	0	0	0	0	0	0	0	0
5. 2015.....	0	0	0	0	0	0	0	0	0	0	0	0
6. 2016.....	0	0	0	0	0	0	0	0	0	0	0	0
7. 2017.....	0	0	0	0	0	0	0	0	0	0	0	0
8. 2018.....	0	0	0	0	0	0	0	0	0	0	0	0
9. 2019.....	0	0	0	0	0	0	0	0	0	0	0	0
10. 2020.....	0	0	0	0	0	0	0	0	0	0	0	0
11. 2021.....	0	0	0	0	0	0	0	0	0	0	0	0
12. Totals	XXX	XXX	XXX	0	0	0	0	0	0	0	0	XXX

	Losses Unpaid				Defense and Cost Containment Unpaid				Adjusting and Other Unpaid		23 Salvage and Subrogation Anticipated	24 Total Net Losses and Expenses Unpaid	25 Number of Claims Outstanding Direct and Assumed
	Case Basis		Bulk + IBNR		Case Basis		Bulk + IBNR		21 Direct and Assumed	22 Ceded			
	13 Direct and Assumed	14 Ceded	15 Direct and Assumed	16 Ceded	17 Direct and Assumed	18 Ceded	19 Direct and Assumed	20 Ceded					
1. Prior.....	0	0	0	0	0	0	0	0	0	0	0	0	0
2. 2012.....	0	0	0	0	0	0	0	0	0	0	0	0	0
3. 2013.....	0	0	0	0	0	0	0	0	0	0	0	0	0
4. 2014.....	0	0	0	0	0	0	0	0	0	0	0	0	0
5. 2015.....	0	0	0	0	0	0	0	0	0	0	0	0	0
6. 2016.....	0	0	0	0	0	0	0	0	0	0	0	0	0
7. 2017.....	0	0	0	0	0	0	0	0	0	0	0	0	0
8. 2018.....	0	0	0	0	0	0	0	0	0	0	0	0	0
9. 2019.....	0	0	0	0	0	0	0	0	0	0	0	0	0
10. 2020.....	0	0	0	0	0	0	0	0	0	0	0	0	0
11. 2021.....	0	0	0	0	0	0	0	0	0	0	0	0	0
12. Totals	0	0	0	0	0	0	0	0	0	0	0	0	0

	Total Losses and Loss Expenses Incurred			Loss and Loss Expense Percentage (Incurred / Premiums Earned)			Nontabular Discount		34 Inter-Company Pooling Participation Percentage	Net Balance Sheet Reserves After Discount	
	26 Direct and Assumed	27 Ceded	28 Net	29 Direct and Assumed	30 Ceded	31 Net	32 Loss	33 Loss Expense		35 Losses Unpaid	36 Loss Expenses Unpaid
1. Prior.....	XXX	XXX	XXX	XXX	XXX	XXX	0	0	XXX	0	0
2. 2012.....	0	0	0	0.0	0.0	0.0	0	0	0.0	0	0
3. 2013.....	0	0	0	0.0	0.0	0.0	0	0	0.0	0	0
4. 2014.....	0	0	0	0.0	0.0	0.0	0	0	0.0	0	0
5. 2015.....	0	0	0	0.0	0.0	0.0	0	0	0.0	0	0
6. 2016.....	0	0	0	0.0	0.0	0.0	0	0	0.0	0	0
7. 2017.....	0	0	0	0.0	0.0	0.0	0	0	0.0	0	0
8. 2018.....	0	0	0	0.0	0.0	0.0	0	0	0.0	0	0
9. 2019.....	0	0	0	0.0	0.0	0.0	0	0	0.0	0	0
10. 2020.....	0	0	0	0.0	0.0	0.0	0	0	0.0	0	0
11. 2021.....	0	0	0	0.0	0.0	0.0	0	0	0.0	0	0
12. Totals	XXX	XXX	XXX	XXX	XXX	XXX	0	0	XXX	0	0

ANNUAL STATEMENT FOR THE YEAR 2021 OF THE American Modern Home Insurance Co.

SCHEDULE P - PART 1F - SECTION 2 - MEDICAL PROFESSIONAL LIABILITY - CLAIMS-MADE
(\$000 OMITTED)

Years in Which Premiums Were Earned and Losses Were Incurred	Premiums Earned			Loss and Loss Expense Payments						10 Salvage and Subrogation Received	11 Total Net Paid Cols (4 - 5 + 6 - 7 + 8 - 9)	12 Number of Claims Reported Direct and Assumed
	1 Direct and Assumed	2 Ceded	3 Net (1 - 2)	Loss Payments		Defense and Cost Containment Payments		Adjusting and Other Payments				
				4 Direct and Assumed	5 Ceded	6 Direct and Assumed	7 Ceded	8 Direct and Assumed	9 Ceded			
1. Prior	XXX	XXX	XXX	0	0	0	0	0	0	0	0	XXX
2. 2012	0	0	0	0	0	0	0	0	0	0	0	0
3. 2013	0	0	0	0	0	0	0	0	0	0	0	0
4. 2014	0	0	0	0	0	0	0	0	0	0	0	0
5. 2015	0	0	0	0	0	0	0	0	0	0	0	0
6. 2016	0	0	0	0	0	0	0	0	0	0	0	0
7. 2017	0	0	0	0	0	0	0	0	0	0	0	0
8. 2018	0	0	0	0	0	0	0	0	0	0	0	0
9. 2019	0	0	0	0	0	0	0	0	0	0	0	0
10. 2020	0	0	0	0	0	0	0	0	0	0	0	0
11. 2021	0	0	0	0	0	0	0	0	0	0	0	0
12. Totals	XXX	XXX	XXX	0	0	0	0	0	0	0	0	XXX

	Losses Unpaid				Defense and Cost Containment Unpaid				Adjusting and Other Unpaid		23 Salvage and Subrogation Anticipated	24 Total Net Losses and Expenses Unpaid	25 Number of Claims Outstanding Direct and Assumed
	Case Basis		Bulk + IBNR		Case Basis		Bulk + IBNR		21 Direct and Assumed	22 Ceded			
	13 Direct and Assumed	14 Ceded	15 Direct and Assumed	16 Ceded	17 Direct and Assumed	18 Ceded	19 Direct and Assumed	20 Ceded					
1. Prior	0	0	0	0	0	0	0	0	0	0	0	0	0
2. 2012	0	0	0	0	0	0	0	0	0	0	0	0	0
3. 2013	0	0	0	0	0	0	0	0	0	0	0	0	0
4. 2014	0	0	0	0	0	0	0	0	0	0	0	0	0
5. 2015	0	0	0	0	0	0	0	0	0	0	0	0	0
6. 2016	0	0	0	0	0	0	0	0	0	0	0	0	0
7. 2017	0	0	0	0	0	0	0	0	0	0	0	0	0
8. 2018	0	0	0	0	0	0	0	0	0	0	0	0	0
9. 2019	0	0	0	0	0	0	0	0	0	0	0	0	0
10. 2020	0	0	0	0	0	0	0	0	0	0	0	0	0
11. 2021	0	0	0	0	0	0	0	0	0	0	0	0	0
12. Totals	0	0	0	0	0	0	0	0	0	0	0	0	0

	Total Losses and Loss Expenses Incurred			Loss and Loss Expense Percentage (Incurred / Premiums Earned)			Nontabular Discount		34 Inter-Company Pooling Participation Percentage	Net Balance Sheet Reserves After Discount	
	26 Direct and Assumed	27 Ceded	28 Net	29 Direct and Assumed	30 Ceded	31 Net	32 Loss	33 Loss Expense		35 Losses Unpaid	36 Loss Expenses Unpaid
1. Prior	XXX	XXX	XXX	XXX	XXX	XXX	0	0	XXX	0	0
2. 2012	0	0	0	0.0	0.0	0.0	0	0	0.0	0	0
3. 2013	0	0	0	0.0	0.0	0.0	0	0	0.0	0	0
4. 2014	0	0	0	0.0	0.0	0.0	0	0	0.0	0	0
5. 2015	0	0	0	0.0	0.0	0.0	0	0	0.0	0	0
6. 2016	0	0	0	0.0	0.0	0.0	0	0	0.0	0	0
7. 2017	0	0	0	0.0	0.0	0.0	0	0	0.0	0	0
8. 2018	0	0	0	0.0	0.0	0.0	0	0	0.0	0	0
9. 2019	0	0	0	0.0	0.0	0.0	0	0	0.0	0	0
10. 2020	0	0	0	0.0	0.0	0.0	0	0	0.0	0	0
11. 2021	0	0	0	0.0	0.0	0.0	0	0	0.0	0	0
12. Totals	XXX	XXX	XXX	XXX	XXX	XXX	0	0	XXX	0	0

ANNUAL STATEMENT FOR THE YEAR 2021 OF THE American Modern Home Insurance Co.
**SCHEDULE P - PART 1G - SPECIAL LIABILITY (OCEAN MARINE, AIRCRAFT (ALL PERILS),
 BOILER AND MACHINERY)**
 (\$000 OMITTED)

Years in Which Premiums Were Earned and Losses Were Incurred	Premiums Earned			Loss and Loss Expense Payments						10 Salvage and Subrogation Received	11 Total Net Paid Cols (4 - 5 + 6 - 7 + 8 - 9)	12 Number of Claims Reported Direct and Assumed
	1	2	3	Loss Payments		Defense and Cost Containment Payments		Adjusting and Other Payments				
	Direct and Assumed	Ceded	Net (1 - 2)	4 Direct and Assumed	5 Ceded	6 Direct and Assumed	7 Ceded	8 Direct and Assumed	9 Ceded			
1. Prior	XXX	XXX	XXX	0	0	0	0	0	0	0	0	XXX
2. 2012	5,797	291	5,507	6,838	41	29	0	324	143	465	7,007	XXX
3. 2013	6,233	335	5,898	3,180	21	23	0	214	79	192	3,317	XXX
4. 2014	7,507	290	7,217	4,432	4	62	0	307	93	265	4,705	XXX
5. 2015	7,722	265	7,457	3,770	0	45	0	366	123	175	4,058	XXX
6. 2016	6,385	35	6,350	3,930	11	72	0	268	109	160	4,150	XXX
7. 2017	5,543	58	5,485	5,142	19	77	0	295	100	182	5,394	XXX
8. 2018	5,944	615	5,329	4,390	156	25	1	343	8	187	4,593	XXX
9. 2019	6,762	631	6,131	2,926	144	0	0	277	6	280	3,052	XXX
10. 2020	10,545	548	9,997	7,867	228	9	1	429	5	548	8,072	XXX
11. 2021	12,728	448	12,280	3,506	175	0	0	252	9	240	3,574	XXX
12. Totals	XXX	XXX	XXX	45,981	798	341	2	3,075	675	2,693	47,922	XXX

	Losses Unpaid				Defense and Cost Containment Unpaid				Adjusting and Other Unpaid		23 Salvage and Subrogation Anticipated	24 Total Net Losses and Expenses Unpaid	25 Number of Claims Outstanding Direct and Assumed
	Case Basis		Bulk + IBNR		Case Basis		Bulk + IBNR		21 Direct and Assumed	22 Ceded			
	13 Direct and Assumed	14 Ceded	15 Direct and Assumed	16 Ceded	17 Direct and Assumed	18 Ceded	19 Direct and Assumed	20 Ceded					
1. Prior	0	0	0	0	0	0	0	0	0	0	0	0	0
2. 2012	0	0	0	0	0	0	0	0	0	0	0	0	0
3. 2013	0	0	0	0	0	0	0	0	0	0	0	0	0
4. 2014	0	0	0	0	0	0	0	0	0	0	0	0	0
5. 2015	(10)	0	0	0	0	0	0	0	(1)	0	0	(10)	0
6. 2016	24	0	0	0	0	0	0	0	1	0	0	24	0
7. 2017	(7)	0	0	0	0	0	0	0	0	0	0	(8)	1
8. 2018	51	0	2	1	16	0	0	0	1	0	3	69	1
9. 2019	74	0	4	0	17	0	0	0	3	0	3	97	3
10. 2020	179	2	56	1	17	0	1	0	11	0	11	260	13
11. 2021	1,550	17	277	2	0	0	2	0	69	2	21	1,877	36
12. Totals	1,860	19	339	4	49	0	4	0	84	3	38	2,310	55

	Total Losses and Loss Expenses Incurred			Loss and Loss Expense Percentage (Incurred / Premiums Earned)			Nontabular Discount		34 Inter-Company Pooling Participation Percentage	Net Balance Sheet Reserves After Discount	
	26	27	28	29	30	31	32	33		35	36
	Direct and Assumed	Ceded	Net	Direct and Assumed	Ceded	Net	Loss	Loss Expense		Losses Unpaid	Loss Expenses Unpaid
1. Prior	XXX	XXX	XXX	XXX	XXX	XXX	0	0	XXX	0	0
2. 2012	7,191	184	7,007	124.0	63.2	127.2	0	0	47.5	0	0
3. 2013	3,417	100	3,317	54.8	30.0	56.2	0	0	47.5	0	0
4. 2014	4,802	97	4,705	64.0	33.3	65.2	0	0	47.5	0	0
5. 2015	4,170	123	4,048	54.0	46.3	54.3	0	0	47.5	(10)	(1)
6. 2016	4,295	121	4,174	67.3	344.3	65.7	0	0	47.5	24	1
7. 2017	5,506	119	5,387	99.3	205.4	98.2	0	0	47.5	(7)	0
8. 2018	4,828	166	4,662	81.2	26.9	87.5	0	0	47.5	52	17
9. 2019	3,299	150	3,149	48.8	23.8	51.4	0	0	47.5	77	20
10. 2020	8,569	237	8,332	81.3	43.3	83.3	0	0	47.5	232	28
11. 2021	5,656	205	5,451	44.4	45.8	44.4	0	0	47.5	1,808	69
12. Totals	XXX	XXX	XXX	XXX	XXX	XXX	0	0	XXX	2,176	134

ANNUAL STATEMENT FOR THE YEAR 2021 OF THE American Modern Home Insurance Co.
SCHEDULE P - PART 1H - SECTION 1 - OTHER LIABILITY - OCCURRENCE
(\$000 OMITTED)

Years in Which Premiums Were Earned and Losses Were Incurred	Premiums Earned			Loss and Loss Expense Payments						10 Salvage and Subrogation Received	11 Total Net Paid Cols (4 - 5 + 6 - 7 + 8 - 9)	12 Number of Claims Reported Direct and Assumed
	1 Direct and Assumed	2 Ceded	3 Net (1 - 2)	Loss Payments		Defense and Cost Containment Payments		Adjusting and Other Payments				
				4 Direct and Assumed	5 Ceded	6 Direct and Assumed	7 Ceded	8 Direct and Assumed	9 Ceded			
	1. Prior.....	XXX	XXX	XXX	0	0	19	4	2			
2. 2012.....	21,345	2,248	19,097	8,297	1,438	1,437	558	362	150	88	7,950	701
3. 2013.....	20,332	489	19,844	5,970	185	882	31	396	138	6	6,894	649
4. 2014.....	22,679	1,424	21,255	8,228	584	1,415	107	563	174	9	9,340	819
5. 2015.....	27,305	6,356	20,949	13,125	6,522	2,140	1,380	573	161	52	7,776	1,087
6. 2016.....	32,628	16,381	16,247	14,621	10,588	3,551	3,066	667	390	19	4,795	1,939
7. 2017.....	35,415	28,351	7,064	13,362	11,362	4,091	3,563	649	348	60	2,829	2,309
8. 2018.....	35,161	27,734	7,428	10,072	7,978	3,425	2,882	490	413	32	2,714	1,413
9. 2019.....	26,521	19,040	7,481	3,793	2,598	1,190	1,092	498	324	4	1,467	713
10. 2020.....	27,947	20,309	7,638	1,850	1,289	349	281	352	196	7	785	372
11. 2021.....	29,041	21,700	7,341	462	271	79	43	166	114	3	280	255
12. Totals	XXX	XXX	XXX	79,781	42,815	18,577	13,007	4,718	2,407	281	44,847	XXX

	Losses Unpaid				Defense and Cost Containment Unpaid				Adjusting and Other Unpaid		23 Salvage and Subrogation Anticipated	24 Total Net Losses and Expenses Unpaid	25 Number of Claims Outstanding Direct and Assumed
	Case Basis		Bulk + IBNR		Case Basis		Bulk + IBNR		21 Direct and Assumed	22 Ceded			
	13 Direct and Assumed	14 Ceded	15 Direct and Assumed	16 Ceded	17 Direct and Assumed	18 Ceded	19 Direct and Assumed	20 Ceded					
	1. Prior.....	34	2	304	0	20	3	72	0	17			
2. 2012.....	0	0	3	3	0	0	2	2	0	0	0	0	0
3. 2013.....	(2)	0	18	18	0	0	12	12	1	1	0	(3)	0
4. 2014.....	117	0	39	30	14	0	21	19	6	2	0	145	1
5. 2015.....	397	267	308	303	37	37	196	194	29	27	0	138	6
6. 2016.....	1,655	1,549	1,323	1,320	249	228	866	865	148	144	0	136	18
7. 2017.....	6,797	6,628	3,109	3,099	852	816	2,043	2,041	403	390	0	229	60
8. 2018.....	7,404	6,789	4,801	4,774	1,195	1,143	3,147	3,141	538	507	1	732	76
9. 2019.....	4,560	3,374	3,217	3,058	967	769	1,972	1,937	347	291	2	1,634	67
10. 2020.....	3,688	2,195	4,752	4,250	549	390	2,572	2,468	426	337	2	2,347	57
11. 2021.....	2,449	1,071	8,531	7,650	204	114	4,225	4,133	1,044	844	2	2,641	80
12. Totals	27,100	21,876	26,405	24,504	4,084	3,499	15,127	14,813	2,959	2,543	8	8,441	367

	Total Losses and Loss Expenses Incurred			Loss and Loss Expense Percentage (Incurred / Premiums Earned)			Nontabular Discount		34 Inter-Company Pooling Participation Percentage	Net Balance Sheet Reserves After Discount	
	26 Direct and Assumed	27 Ceded	28 Net	29 Direct and Assumed	30 Ceded	31 Net	32 Loss	33 Loss Expense		35 Losses Unpaid	36 Loss Expenses Unpaid
	1. Prior.....	XXX	XXX	XXX	XXX	XXX	XXX	0		0	XXX
2. 2012.....	10,101	2,152	7,950	47.3	95.7	41.6	0	0	47.5	0	0
3. 2013.....	7,277	385	6,891	35.8	78.8	34.7	0	0	47.5	(2)	0
4. 2014.....	10,401	916	9,485	45.9	64.3	44.6	0	0	47.5	126	19
5. 2015.....	16,805	8,891	7,914	61.5	139.9	37.8	0	0	47.5	135	3
6. 2016.....	23,080	18,150	4,930	70.7	110.8	30.3	0	0	47.5	110	26
7. 2017.....	31,305	28,246	3,059	88.4	99.6	43.3	0	0	47.5	179	51
8. 2018.....	31,072	27,626	3,445	88.4	99.6	46.4	0	0	47.5	642	90
9. 2019.....	16,545	13,444	3,101	62.4	70.6	41.5	0	0	47.5	1,345	289
10. 2020.....	14,537	11,404	3,133	52.0	56.2	41.0	0	0	47.5	1,996	352
11. 2021.....	17,160	14,240	2,921	59.1	65.6	39.8	0	0	47.5	2,259	381
12. Totals	XXX	XXX	XXX	XXX	XXX	XXX	0	0	XXX	7,125	1,315

ANNUAL STATEMENT FOR THE YEAR 2021 OF THE American Modern Home Insurance Co.
SCHEDULE P - PART 1H - SECTION 2 - OTHER LIABILITY - CLAIMS-MADE
(\$000 OMITTED)

Years in Which Premiums Were Earned and Losses Were Incurred	Premiums Earned			Loss and Loss Expense Payments						10 Salvage and Subrogation Received	11 Total Net Paid Cols (4 - 5 + 6 - 7 + 8 - 9)	12 Number of Claims Reported Direct and Assumed
	1 Direct and Assumed	2 Ceded	3 Net (1 - 2)	Loss Payments		Defense and Cost Containment Payments		Adjusting and Other Payments				
				4 Direct and Assumed	5 Ceded	6 Direct and Assumed	7 Ceded	8 Direct and Assumed	9 Ceded			
1. Prior.....	XXX	XXX	XXX	0	0	0	0	0	0	0	0	XXX
2. 2012.....	0	0	0	10	10	6	6	0	0	0	0	0
3. 2013.....	0	0	0	0	0	0	0	0	0	0	0	0
4. 2014.....	12	12	0	0	0	32	32	0	0	0	0	0
5. 2015.....	29	29	0	32	32	81	81	0	0	0	0	3
6. 2016.....	560	560	0	716	716	211	211	0	0	0	0	27
7. 2017.....	1,252	1,252	0	563	563	559	557	0	0	12	1	67
8. 2018.....	1,764	1,764	0	1,173	1,165	85	85	0	0	0	8	51
9. 2019.....	2,656	2,656	0	10	10	64	75	0	0	0	(11)	28
10. 2020.....	697	697	0	152	152	18	9	0	0	0	9	15
11. 2021.....	1,062	1,062	0	0	0	0	0	0	0	0	0	3
12. Totals	XXX	XXX	XXX	2,656	2,648	1,056	1,056	0	0	12	8	XXX

	Losses Unpaid				Defense and Cost Containment Unpaid				Adjusting and Other Unpaid		23 Salvage and Subrogation Anticipated	24 Total Net Losses and Expenses Unpaid	25 Number of Claims Outstanding Direct and Assumed
	Case Basis		Bulk + IBNR		Case Basis		Bulk + IBNR						
	13 Direct and Assumed	14 Ceded	15 Direct and Assumed	16 Ceded	17 Direct and Assumed	18 Ceded	19 Direct and Assumed	20 Ceded	21 Direct and Assumed	22 Ceded			
1. Prior.....	0	0	0	0	0	0	0	0	0	0	0	0	0
2. 2012.....	0	0	0	0	0	0	0	0	0	0	0	0	0
3. 2013.....	0	0	0	0	0	0	0	0	0	0	0	0	0
4. 2014.....	0	0	1	1	0	0	1	1	0	0	0	0	0
5. 2015.....	0	0	6	6	0	0	4	4	0	0	0	0	0
6. 2016.....	71	71	17	17	9	9	11	11	1	1	0	0	0
7. 2017.....	260	260	84	84	129	129	55	55	8	8	0	0	2
8. 2018.....	119	119	257	257	138	138	175	175	21	21	0	0	2
9. 2019.....	192	192	214	214	46	46	150	150	22	22	0	0	4
10. 2020.....	15	15	453	453	13	13	146	146	31	31	0	0	4
11. 2021.....	0	0	1,052	1,052	0	0	522	522	99	99	0	0	1
12. Totals	657	657	2,085	2,085	335	335	1,065	1,065	183	183	0	0	14

	Total Losses and Loss Expenses Incurred			Loss and Loss Expense Percentage (Incurred / Premiums Earned)			Nontabular Discount		34 Inter-Company Pooling Participation Percentage	Net Balance Sheet Reserves After Discount	
	26 Direct and Assumed	27 Ceded	28 Net	29 Direct and Assumed	30 Ceded	31 Net	32 Loss	33 Loss Expense		35 Losses Unpaid	36 Loss Expenses Unpaid
1. Prior.....	XXX	XXX	XXX	XXX	XXX	XXX	0	0	XXX	0	0
2. 2012.....	16	16	0	0.0	0.0	0.0	0	0	47.5	0	0
3. 2013.....	0	0	0	0.0	0.0	0.0	0	0	47.5	0	0
4. 2014.....	34	34	0	299.2	299.2	0.0	0	0	47.5	0	0
5. 2015.....	124	124	0	426.2	426.2	0.0	0	0	47.5	0	0
6. 2016.....	1,037	1,037	0	185.1	185.1	0.0	0	0	47.5	0	0
7. 2017.....	1,658	1,657	1	132.4	132.3	0.0	0	0	47.5	0	0
8. 2018.....	1,968	1,959	8	111.5	111.1	0.0	0	0	47.5	0	0
9. 2019.....	699	710	(11)	26.3	26.7	0.0	0	0	47.5	0	0
10. 2020.....	829	819	9	119.0	117.6	0.0	0	0	47.5	0	0
11. 2021.....	1,673	1,673	0	157.4	157.4	0.0	0	0	47.5	0	0
12. Totals	XXX	XXX	XXX	XXX	XXX	XXX	0	0	XXX	0	0

ANNUAL STATEMENT FOR THE YEAR 2021 OF THE American Modern Home Insurance Co.
**SCHEDULE P - PART 11 - SPECIAL PROPERTY (FIRE, ALLIED LINES, INLAND MARINE,
EARTHQUAKE, BURGLARY AND THEFT)**
(\$000 OMITTED)

Years in Which Premiums Were Earned and Losses Were Incurred	Premiums Earned			Loss and Loss Expense Payments						12 Number of Claims Reported Direct and Assumed		
	1	2	3	Loss Payments		Defense and Cost Containment Payments		Adjusting and Other Payments			10 Salvage and Subrogation Received	11 Total Net Paid Cols (4 - 5 + 6 - 7 + 8 - 9)
				4	5	6	7	8	9			
	Direct and Assumed	Ceded	Net (1 - 2)	Direct and Assumed	Ceded	Direct and Assumed	Ceded	Direct and Assumed	Ceded			
1. Prior	XXX	XXX	XXX	1,949	696	360	66	230	92	483	1,685	XXX
2. 2020	231,703	103,624	128,079	132,685	57,831	117	90	10,364	4,429	1,118	80,817	XXX
3. 2021	260,558	106,026	154,532	111,391	41,821	246	53	10,380	3,239	302	76,904	XXX
4. Totals	XXX	XXX	XXX	246,025	100,347	723	209	20,974	7,760	1,903	159,406	XXX

	Losses Unpaid				Defense and Cost Containment Unpaid				Adjusting and Other Unpaid		23 Salvage and Subrogation Anticipated	24 Total Net Losses and Expenses Unpaid	25 Number of Claims Outstanding Direct and Assumed
	Case Basis		Bulk + IBNR		Case Basis		Bulk + IBNR		Adjusting and Other Unpaid				
	13	14	15	16	17	18	19	20	21	22			
	Direct and Assumed	Ceded	Direct and Assumed	Ceded	Direct and Assumed	Ceded	Direct and Assumed	Ceded	Direct and Assumed	Ceded			
1. Prior	1,159	647	663	460	193	52	14	10	84	42	5	903	36
2. 2020	3,433	1,223	1,664	1,070	196	84	37	22	210	91	18	3,048	57
3. 2021	13,307	7,029	14,704	5,789	30	110	38	29	1,843	890	144	16,076	409
4. Totals	17,898	8,899	17,031	7,319	419	246	90	61	2,138	1,023	167	20,027	503

	Total Losses and Loss Expenses Incurred			Loss and Loss Expense Percentage (Incurred /Premiums Earned)			Nontabular Discount		34 Inter-Company Pooling Participation Percentage	Net Balance Sheet Reserves After Discount	
	26	27	28	29	30	31	32	33		35	36
	Direct and Assumed	Ceded	Net	Direct and Assumed	Ceded	Net	Loss	Loss Expense		Losses Unpaid	Loss Expenses Unpaid
1. Prior	XXX	XXX	XXX	XXX	XXX	XXX	0	0	XXX	715	188
2. 2020	148,706	64,841	83,865	64.2	62.6	65.5	0	0	47.5	2,803	246
3. 2021	151,940	58,960	92,980	58.3	55.6	60.2	0	0	47.5	15,194	882
4. Totals	XXX	XXX	XXX	XXX	XXX	XXX	0	0	XXX	18,711	1,316

ANNUAL STATEMENT FOR THE YEAR 2021 OF THE American Modern Home Insurance Co.

SCHEDULE P - PART 1J - AUTO PHYSICAL DAMAGE

(\$000 OMITTED)

Years in Which Premiums Were Earned and Losses Were Incurred	Premiums Earned			Loss and Loss Expense Payments						10 Salvage and Subrogation Received	11 Total Net Paid Cols (4 - 5 + 6 - 7 + 8 - 9)	12 Number of Claims Reported Direct and Assumed
	1 Direct and Assumed	2 Ceded	3 Net (1 - 2)	Loss Payments		Defense and Cost Containment Payments		Adjusting and Other Payments				
				4 Direct and Assumed	5 Ceded	6 Direct and Assumed	7 Ceded	8 Direct and Assumed	9 Ceded			
1. Prior.....	XXX	XXX	XXX	(61)	(53)	171	4	73	15	290	218	XXX
2. 2020.....	36,288	3,420	32,868	18,339	1,414	67	32	1,541	113	3,498	18,388	3,108
3. 2021.....	51,699	3,539	48,160	21,695	683	123	0	2,031	36	2,126	23,129	3,816
4. Totals.....	XXX	XXX	XXX	39,972	2,045	361	36	3,645	164	5,913	41,734	XXX

	Losses Unpaid				Defense and Cost Containment Unpaid				Adjusting and Other Unpaid		23 Salvage and Subrogation Anticipated	24 Total Net Losses and Expenses Unpaid	25 Number of Claims Outstanding Direct and Assumed
	Case Basis		Bulk + IBNR		Case Basis		Bulk + IBNR		Adjusting and Other Unpaid				
	13 Direct and Assumed	14 Ceded	15 Direct and Assumed	16 Ceded	17 Direct and Assumed	18 Ceded	19 Direct and Assumed	20 Ceded	21 Direct and Assumed	22 Ceded			
1. Prior.....	101	16	149	119	33	0	8	6	19	5	29	163	40
2. 2020.....	63	14	165	97	16	1	12	6	25	5	110	159	59
3. 2021.....	4,188	177	284	160	15	9	15	10	432	79	2,207	4,498	556
4. Totals.....	4,351	208	598	376	64	10	35	22	476	89	2,346	4,819	655

	Total Losses and Loss Expenses Incurred			Loss and Loss Expense Percentage (Incurred /Premiums Earned)			Nontabular Discount		34 Inter-Company Pooling Participation Percentage	Net Balance Sheet Reserves After Discount	
	26 Direct and Assumed	27 Ceded	28 Net	29 Direct and Assumed	30 Ceded	31 Net	32 Loss	33 Loss Expense		35 Losses Unpaid	36 Loss Expenses Unpaid
	1. Prior.....	XXX	XXX	XXX	XXX	XXX	XXX	0		0	XXX
2. 2020.....	20,228	1,682	18,546	55.7	49.2	56.4	0	0	47.5	116	43
3. 2021.....	28,782	1,156	27,626	55.7	32.7	57.4	0	0	47.5	4,134	363
4. Totals.....	XXX	XXX	XXX	XXX	XXX	XXX	0	0	XXX	4,365	454

ANNUAL STATEMENT FOR THE YEAR 2021 OF THE American Modern Home Insurance Co.

SCHEDULE P - PART 1K - FIDELITY/SURETY

(\$000 OMITTED)

Years in Which Premiums Were Earned and Losses Were Incurred	Premiums Earned			Loss and Loss Expense Payments							10 Salvage and Subrogation Received	11 Total Net Paid Cols (4 - 5 + 6 - 7 + 8 - 9)	12 Number of Claims Reported Direct and Assumed
	1 Direct and Assumed	2 Ceded	3 Net (1 - 2)	Loss Payments		Defense and Cost Containment Payments		Adjusting and Other Payments					
				4 Direct and Assumed	5 Ceded	6 Direct and Assumed	7 Ceded	8 Direct and Assumed	9 Ceded				
1. Prior.....	XXX	XXX	XXX	0	0	0	0	0	0	0	0	0	XXX
2. 2020.....	0	0	0	0	0	0	0	0	0	0	0	0	XXX
3. 2021.....	0	0	0	0	0	0	0	0	0	0	0	0	XXX
4. Totals	XXX	XXX	XXX	0	0	0	0	0	0	0	0	0	XXX

	Losses Unpaid				Defense and Cost Containment Unpaid				Adjusting and Other Unpaid		23 Salvage and Subrogation Anticipated	24 Total Net Losses and Expenses Unpaid	25 Number of Claims Outstanding Direct and Assumed
	Case Basis		Bulk + IBNR		Case Basis		Bulk + IBNR		Adjusting and Other Unpaid				
	13 Direct and Assumed	14 Ceded	15 Direct and Assumed	16 Ceded	17 Direct and Assumed	18 Ceded	19 Direct and Assumed	20 Ceded	21 Direct and Assumed	22 Ceded			
1. Prior.....	0	0	0	0	0	0	0	0	0	0	0	0	0
2. 2020.....	0	0	0	0	0	0	0	0	0	0	0	0	0
3. 2021.....	0	0	0	0	0	0	0	0	0	0	0	0	0
4. Totals	0	0	0	0	0	0	0	0	0	0	0	0	0

	Total Losses and Loss Expenses Incurred			Loss and Loss Expense Percentage (Incurred / Premiums Earned)			Nontabular Discount		34 Inter-Company Pooling Participation Percentage	Net Balance Sheet Reserves After Discount	
	26 Direct and Assumed	27 Ceded	28 Net	29 Direct and Assumed	30 Ceded	31 Net	32 Loss	33 Loss Expense		35 Losses Unpaid	36 Loss Expenses Unpaid
	1. Prior.....	XXX	XXX	XXX	XXX	XXX	XXX	0		0	XXX
2. 2020.....	0	0	0	0.0	0.0	0.0	0	0	47.5	0	0
3. 2021.....	0	0	0	0.0	0.0	0.0	0	0	47.5	0	0
4. Totals	XXX	XXX	XXX	XXX	XXX	XXX	0	0	XXX	0	0

ANNUAL STATEMENT FOR THE YEAR 2021 OF THE American Modern Home Insurance Co.
SCHEDULE P - PART 1L - OTHER (INCLUDING CREDIT, ACCIDENT AND HEALTH)
(\$000 OMITTED)

Years in Which Premiums Were Earned and Losses Were Incurred	Premiums Earned			Loss and Loss Expense Payments							12 Number of Claims Reported Direct and Assumed	
	1 Direct and Assumed	2 Ceded	3 Net (1 - 2)	Loss Payments		Defense and Cost Containment Payments		Adjusting and Other Payments		10 Salvage and Subrogation Received		11 Total Net Paid Cols (4 - 5 + 6 - 7 + 8 - 9)
				4 Direct and Assumed	5 Ceded	6 Direct and Assumed	7 Ceded	8 Direct and Assumed	9 Ceded			
1. Prior.....	XXX	XXX	XXX	0	0	0	0	0	0	0	0	XXX
2. 2020.....	0	0	0	0	0	0	0	0	0	0	0	XXX
3. 2021.....	0	0	0	0	0	0	0	0	0	0	0	XXX
4. Totals	XXX	XXX	XXX	0	0	0	0	0	0	0	0	XXX

	Losses Unpaid				Defense and Cost Containment Unpaid				Adjusting and Other Unpaid		23 Salvage and Subrogation Anticipated	24 Total Net Losses and Expenses Unpaid	25 Number of Claims Outstanding Direct and Assumed
	Case Basis		Bulk + IBNR		Case Basis		Bulk + IBNR		Adjusting and Other Unpaid				
	13 Direct and Assumed	14 Ceded	15 Direct and Assumed	16 Ceded	17 Direct and Assumed	18 Ceded	19 Direct and Assumed	20 Ceded	21 Direct and Assumed	22 Ceded			
1. Prior.....	0	0	0	0	0	0	0	0	0	0	0	0	0
2. 2020.....	0	0	0	0	0	0	0	0	0	0	0	0	0
3. 2021.....	0	0	0	0	0	0	0	0	0	0	0	0	0
4. Totals	0	0	0	0	0	0	0	0	0	0	0	0	0

	Total Losses and Loss Expenses Incurred			Loss and Loss Expense Percentage (Incurred / Premiums Earned)			Nontabular Discount		34 Inter-Company Pooling Participation Percentage	Net Balance Sheet Reserves After Discount	
	26 Direct and Assumed	27 Ceded	28 Net	29 Direct and Assumed	30 Ceded	31 Net	32 Loss	33 Loss Expense		35 Losses Unpaid	36 Loss Expenses Unpaid
	1. Prior.....	XXX	XXX	XXX	XXX	XXX	XXX	0		0	XXX
2. 2020.....	0	0	0	0.0	(28.5)	131,400.0	0	0	47.5	0	0
3. 2021.....	0	0	0	0.0	0.0	0.0	0	0	47.5	0	0
4. Totals	XXX	XXX	XXX	XXX	XXX	XXX	0	0	XXX	0	0

ANNUAL STATEMENT FOR THE YEAR 2021 OF THE American Modern Home Insurance Co.

SCHEDULE P - PART 1M - INTERNATIONAL

(\$000 OMITTED)

Years in Which Premiums Were Earned and Losses Were Incurred	Premiums Earned			Loss and Loss Expense Payments						10 Salvage and Subrogation Received	11 Total Net Paid Cols (4 - 5 + 6 - 7 + 8 - 9)	12 Number of Claims Reported Direct and Assumed
	1 Direct and Assumed	2 Ceded	3 Net (1 - 2)	Loss Payments		Defense and Cost Containment Payments		Adjusting and Other Payments				
				4 Direct and Assumed	5 Ceded	6 Direct and Assumed	7 Ceded	8 Direct and Assumed	9 Ceded			
1. Prior.....	XXX	XXX	XXX	0	0	0	0	0	0	0	0	XXX
2. 2012.....	0	0	0	0	0	0	0	0	0	0	0	XXX
3. 2013.....	0	0	0	0	0	0	0	0	0	0	0	XXX
4. 2014.....	0	0	0	0	0	0	0	0	0	0	0	XXX
5. 2015.....	0	0	0	0	0	0	0	0	0	0	0	XXX
6. 2016.....	0	0	0	0	0	0	0	0	0	0	0	XXX
7. 2017.....	0	0	0	0	0	0	0	0	0	0	0	XXX
8. 2018.....	0	0	0	0	0	0	0	0	0	0	0	XXX
9. 2019.....	0	0	0	0	0	0	0	0	0	0	0	XXX
10. 2020.....	0	0	0	0	0	0	0	0	0	0	0	XXX
11. 2021.....	0	0	0	0	0	0	0	0	0	0	0	XXX
12. Totals	XXX	XXX	XXX	0	0	0	0	0	0	0	0	XXX

	Losses Unpaid				Defense and Cost Containment Unpaid				Adjusting and Other Unpaid		23 Salvage and Subrogation Anticipated	24 Total Net Losses and Expenses Unpaid	25 Number of Claims Outstanding Direct and Assumed
	Case Basis		Bulk + IBNR		Case Basis		Bulk + IBNR		21 Direct and Assumed	22 Ceded			
	13 Direct and Assumed	14 Ceded	15 Direct and Assumed	16 Ceded	17 Direct and Assumed	18 Ceded	19 Direct and Assumed	20 Ceded					
1. Prior.....	0	0	0	0	0	0	0	0	0	0	0	0	0
2. 2012.....	0	0	0	0	0	0	0	0	0	0	0	0	0
3. 2013.....	0	0	0	0	0	0	0	0	0	0	0	0	0
4. 2014.....	0	0	0	0	0	0	0	0	0	0	0	0	0
5. 2015.....	0	0	0	0	0	0	0	0	0	0	0	0	0
6. 2016.....	0	0	0	0	0	0	0	0	0	0	0	0	0
7. 2017.....	0	0	0	0	0	0	0	0	0	0	0	0	0
8. 2018.....	0	0	0	0	0	0	0	0	0	0	0	0	0
9. 2019.....	0	0	0	0	0	0	0	0	0	0	0	0	0
10. 2020.....	0	0	0	0	0	0	0	0	0	0	0	0	0
11. 2021.....	0	0	0	0	0	0	0	0	0	0	0	0	0
12. Totals	0	0	0	0	0	0	0	0	0	0	0	0	0

	Total Losses and Loss Expenses Incurred			Loss and Loss Expense Percentage (Incurred / Premiums Earned)			Nontabular Discount		34 Inter-Company Pooling Participation Percentage	Net Balance Sheet Reserves After Discount	
	26 Direct and Assumed	27 Ceded	28 Net	29 Direct and Assumed	30 Ceded	31 Net	32 Loss	33 Loss Expense		35 Losses Unpaid	36 Loss Expenses Unpaid
1. Prior.....	XXX	XXX	XXX	XXX	XXX	XXX	0	0	XXX	0	0
2. 2012.....	0	0	0	0.0	0.0	0.0	0	0	0.0	0	0
3. 2013.....	0	0	0	0.0	0.0	0.0	0	0	0.0	0	0
4. 2014.....	0	0	0	0.0	0.0	0.0	0	0	0.0	0	0
5. 2015.....	0	0	0	0.0	0.0	0.0	0	0	0.0	0	0
6. 2016.....	0	0	0	0.0	0.0	0.0	0	0	0.0	0	0
7. 2017.....	0	0	0	0.0	0.0	0.0	0	0	0.0	0	0
8. 2018.....	0	0	0	0.0	0.0	0.0	0	0	0.0	0	0
9. 2019.....	0	0	0	0.0	0.0	0.0	0	0	0.0	0	0
10. 2020.....	0	0	0	0.0	0.0	0.0	0	0	0.0	0	0
11. 2021.....	0	0	0	0.0	0.0	0.0	0	0	0.0	0	0
12. Totals	XXX	XXX	XXX	XXX	XXX	XXX	0	0	XXX	0	0

ANNUAL STATEMENT FOR THE YEAR 2021 OF THE American Modern Home Insurance Co.

SCHEDULE P - PART 1N - REINSURANCE - NONPROPORTIONAL ASSUMED PROPERTY

(\$000 OMITTED)

Years in Which Premiums Were Earned and Losses Were Incurred	Premiums Earned			Loss and Loss Expense Payments						10 Salvage and Subrogation Received	11 Total Net Paid Cols (4 - 5 + 6 - 7 + 8 - 9)	12 Number of Claims Reported Direct and Assumed
	1 Direct and Assumed	2 Ceded	3 Net (1 - 2)	Loss Payments		Defense and Cost Containment Payments		Adjusting and Other Payments				
				4 Direct and Assumed	5 Ceded	6 Direct and Assumed	7 Ceded	8 Direct and Assumed	9 Ceded			
1. Prior.....	XXX	XXX	XXX	0	0	0	0	0	0	0	0	XXX
2. 2012.....	0	0	0	0	0	0	0	0	0	0	0	XXX
3. 2013.....	0	0	0	0	0	0	0	0	0	0	0	XXX
4. 2014.....	0	0	0	0	0	0	0	0	0	0	0	XXX
5. 2015.....	0	0	0	0	0	0	0	0	0	0	0	XXX
6. 2016.....	0	0	0	0	0	0	0	0	0	0	0	XXX
7. 2017.....	0	0	0	0	0	0	0	0	0	0	0	XXX
8. 2018.....	0	0	0	0	0	0	0	0	0	0	0	XXX
9. 2019.....	0	0	0	0	0	0	0	0	0	0	0	XXX
10. 2020.....	0	0	0	0	0	0	0	0	0	0	0	XXX
11. 2021.....	0	0	0	0	0	0	0	0	0	0	0	XXX
12. Totals	XXX	XXX	XXX	0	0	0	0	0	0	0	0	XXX

	Losses Unpaid				Defense and Cost Containment Unpaid				Adjusting and Other Unpaid		23 Salvage and Subrogation Anticipated	24 Total Net Losses and Expenses Unpaid	25 Number of Claims Outstanding Direct and Assumed
	Case Basis		Bulk + IBNR		Case Basis		Bulk + IBNR		21 Direct and Assumed	22 Ceded			
	13 Direct and Assumed	14 Ceded	15 Direct and Assumed	16 Ceded	17 Direct and Assumed	18 Ceded	19 Direct and Assumed	20 Ceded					
1. Prior.....	0	0	0	0	0	0	0	0	0	0	0	0	XXX
2. 2012.....	0	0	0	0	0	0	0	0	0	0	0	0	XXX
3. 2013.....	0	0	0	0	0	0	0	0	0	0	0	0	XXX
4. 2014.....	0	0	0	0	0	0	0	0	0	0	0	0	XXX
5. 2015.....	0	0	0	0	0	0	0	0	0	0	0	0	XXX
6. 2016.....	0	0	0	0	0	0	0	0	0	0	0	0	XXX
7. 2017.....	0	0	0	0	0	0	0	0	0	0	0	0	XXX
8. 2018.....	0	0	0	0	0	0	0	0	0	0	0	0	XXX
9. 2019.....	0	0	0	0	0	0	0	0	0	0	0	0	XXX
10. 2020.....	0	0	0	0	0	0	0	0	0	0	0	0	XXX
11. 2021.....	0	0	0	0	0	0	0	0	0	0	0	0	XXX
12. Totals	0	0	0	0	0	0	0	0	0	0	0	0	XXX

	Total Losses and Loss Expenses Incurred			Loss and Loss Expense Percentage (Incurred / Premiums Earned)			Nontabular Discount		34 Inter-Company Pooling Participation Percentage	Net Balance Sheet Reserves After Discount	
	26 Direct and Assumed	27 Ceded	28 Net	29 Direct and Assumed	30 Ceded	31 Net	32 Loss	33 Loss Expense		35 Losses Unpaid	36 Loss Expenses Unpaid
1. Prior.....	XXX	XXX	XXX	XXX	XXX	XXX	0	0	XXX	0	0
2. 2012.....	0	0	0	0.0	0.0	0.0	0	0	0.0	0	0
3. 2013.....	0	0	0	0.0	0.0	0.0	0	0	0.0	0	0
4. 2014.....	0	0	0	0.0	0.0	0.0	0	0	0.0	0	0
5. 2015.....	0	0	0	0.0	0.0	0.0	0	0	0.0	0	0
6. 2016.....	0	0	0	0.0	0.0	0.0	0	0	0.0	0	0
7. 2017.....	0	0	0	0.0	0.0	0.0	0	0	0.0	0	0
8. 2018.....	0	0	0	0.0	0.0	0.0	0	0	0.0	0	0
9. 2019.....	0	0	0	0.0	0.0	0.0	0	0	0.0	0	0
10. 2020.....	0	0	0	0.0	0.0	0.0	0	0	0.0	0	0
11. 2021.....	0	0	0	0.0	0.0	0.0	0	0	0.0	0	0
12. Totals	XXX	XXX	XXX	XXX	XXX	XXX	0	0	XXX	0	0

ANNUAL STATEMENT FOR THE YEAR 2021 OF THE American Modern Home Insurance Co.
SCHEDULE P - PART 10 - REINSURANCE - NONPROPORTIONAL ASSUMED LIABILITY
(\$000 OMITTED)

Years in Which Premiums Were Earned and Losses Were Incurred	Premiums Earned			Loss and Loss Expense Payments						10 Salvage and Subrogation Received	11 Total Net Paid Cols (4 - 5 + 6 - 7 + 8 - 9)	12 Number of Claims Reported Direct and Assumed
	1 Direct and Assumed	2 Ceded	3 Net (1 - 2)	Loss Payments		Defense and Cost Containment Payments		Adjusting and Other Payments				
				4 Direct and Assumed	5 Ceded	6 Direct and Assumed	7 Ceded	8 Direct and Assumed	9 Ceded			
1. Prior.....	XXX	XXX	XXX	0	0	0	0	0	0	0	0	XXX
2. 2012.....	0	0	0	0	0	0	0	0	0	0	0	XXX
3. 2013.....	0	0	0	0	0	0	0	0	0	0	0	XXX
4. 2014.....	0	0	0	0	0	0	0	0	0	0	0	XXX
5. 2015.....	0	0	0	0	0	0	0	0	0	0	0	XXX
6. 2016.....	0	0	0	0	0	0	0	0	0	0	0	XXX
7. 2017.....	0	0	0	0	0	0	0	0	0	0	0	XXX
8. 2018.....	0	0	0	0	0	0	0	0	0	0	0	XXX
9. 2019.....	0	0	0	0	0	0	0	0	0	0	0	XXX
10. 2020.....	0	0	0	0	0	0	0	0	0	0	0	XXX
11. 2021.....	0	0	0	0	0	0	0	0	0	0	0	XXX
12. Totals	XXX	XXX	XXX	0	0	0	0	0	0	0	0	XXX

	Losses Unpaid				Defense and Cost Containment Unpaid				Adjusting and Other Unpaid		23 Salvage and Subrogation Anticipated	24 Total Net Losses and Expenses Unpaid	25 Number of Claims Outstanding Direct and Assumed
	Case Basis		Bulk + IBNR		Case Basis		Bulk + IBNR						
	13 Direct and Assumed	14 Ceded	15 Direct and Assumed	16 Ceded	17 Direct and Assumed	18 Ceded	19 Direct and Assumed	20 Ceded	21 Direct and Assumed	22 Ceded			
1. Prior.....	0	0	0	0	0	0	0	0	0	0	0	0	XXX
2. 2012.....	0	0	0	0	0	0	0	0	0	0	0	0	XXX
3. 2013.....	0	0	0	0	0	0	0	0	0	0	0	0	XXX
4. 2014.....	0	0	0	0	0	0	0	0	0	0	0	0	XXX
5. 2015.....	0	0	0	0	0	0	0	0	0	0	0	0	XXX
6. 2016.....	0	0	0	0	0	0	0	0	0	0	0	0	XXX
7. 2017.....	0	0	0	0	0	0	0	0	0	0	0	0	XXX
8. 2018.....	0	0	0	0	0	0	0	0	0	0	0	0	XXX
9. 2019.....	0	0	0	0	0	0	0	0	0	0	0	0	XXX
10. 2020.....	0	0	0	0	0	0	0	0	0	0	0	0	XXX
11. 2021.....	0	0	0	0	0	0	0	0	0	0	0	0	XXX
12. Totals	0	0	0	0	0	0	0	0	0	0	0	0	XXX

	Total Losses and Loss Expenses Incurred			Loss and Loss Expense Percentage (Incurred / Premiums Earned)			Nontabular Discount		34 Inter-Company Pooling Participation Percentage	Net Balance Sheet Reserves After Discount	
	26 Direct and Assumed	27 Ceded	28 Net	29 Direct and Assumed	30 Ceded	31 Net	32 Loss	33 Loss Expense		35 Losses Unpaid	36 Loss Expenses Unpaid
1. Prior.....	XXX	XXX	XXX	XXX	XXX	XXX	0	0	XXX	0	0
2. 2012.....	0	0	0	0.0	0.0	0.0	0	0	0.0	0	0
3. 2013.....	0	0	0	0.0	0.0	0.0	0	0	0.0	0	0
4. 2014.....	0	0	0	0.0	0.0	0.0	0	0	0.0	0	0
5. 2015.....	0	0	0	0.0	0.0	0.0	0	0	0.0	0	0
6. 2016.....	0	0	0	0.0	0.0	0.0	0	0	0.0	0	0
7. 2017.....	0	0	0	0.0	0.0	0.0	0	0	0.0	0	0
8. 2018.....	0	0	0	0.0	0.0	0.0	0	0	0.0	0	0
9. 2019.....	0	0	0	0.0	0.0	0.0	0	0	0.0	0	0
10. 2020.....	0	0	0	0.0	0.0	0.0	0	0	0.0	0	0
11. 2021.....	0	0	0	0.0	0.0	0.0	0	0	0.0	0	0
12. Totals	XXX	XXX	XXX	XXX	XXX	XXX	0	0	XXX	0	0

ANNUAL STATEMENT FOR THE YEAR 2021 OF THE American Modern Home Insurance Co.
SCHEDULE P - PART 1P - REINSURANCE - NONPROPORTIONAL ASSUMED FINANCIAL LINES
(\$000 OMITTED)

Years in Which Premiums Were Earned and Losses Were Incurred	Premiums Earned			Loss and Loss Expense Payments						10 Salvage and Subrogation Received	11 Total Net Paid Cols (4 - 5 + 6 - 7 + 8 - 9)	12 Number of Claims Reported Direct and Assumed
	1 Direct and Assumed	2 Ceded	3 Net (1 - 2)	Loss Payments		Defense and Cost Containment Payments		Adjusting and Other Payments				
				4 Direct and Assumed	5 Ceded	6 Direct and Assumed	7 Ceded	8 Direct and Assumed	9 Ceded			
1. Prior	XXX	XXX	XXX	0	0	0	0	0	0	0	0	XXX
2. 2012	0	0	0	0	0	0	0	0	0	0	0	XXX
3. 2013	0	0	0	0	0	0	0	0	0	0	0	XXX
4. 2014	0	0	0	0	0	0	0	0	0	0	0	XXX
5. 2015	0	0	0	0	0	0	0	0	0	0	0	XXX
6. 2016	0	0	0	0	0	0	0	0	0	0	0	XXX
7. 2017	0	0	0	0	0	0	0	0	0	0	0	XXX
8. 2018	0	0	0	0	0	0	0	0	0	0	0	XXX
9. 2019	0	0	0	0	0	0	0	0	0	0	0	XXX
10. 2020	0	0	0	0	0	0	0	0	0	0	0	XXX
11. 2021	0	0	0	0	0	0	0	0	0	0	0	XXX
12. Totals	XXX	XXX	XXX	0	0	0	0	0	0	0	0	XXX

	Losses Unpaid				Defense and Cost Containment Unpaid				Adjusting and Other Unpaid		23 Salvage and Subrogation Anticipated	24 Total Net Losses and Expenses Unpaid	25 Number of Claims Outstanding Direct and Assumed
	Case Basis		Bulk + IBNR		Case Basis		Bulk + IBNR		21 Direct and Assumed	22 Ceded			
	13 Direct and Assumed	14 Ceded	15 Direct and Assumed	16 Ceded	17 Direct and Assumed	18 Ceded	19 Direct and Assumed	20 Ceded					
1. Prior	0	0	0	0	0	0	0	0	0	0	0	0	XXX
2. 2012	0	0	0	0	0	0	0	0	0	0	0	0	XXX
3. 2013	0	0	0	0	0	0	0	0	0	0	0	0	XXX
4. 2014	0	0	0	0	0	0	0	0	0	0	0	0	XXX
5. 2015	0	0	0	0	0	0	0	0	0	0	0	0	XXX
6. 2016	0	0	0	0	0	0	0	0	0	0	0	0	XXX
7. 2017	0	0	0	0	0	0	0	0	0	0	0	0	XXX
8. 2018	0	0	0	0	0	0	0	0	0	0	0	0	XXX
9. 2019	0	0	0	0	0	0	0	0	0	0	0	0	XXX
10. 2020	0	0	0	0	0	0	0	0	0	0	0	0	XXX
11. 2021	0	0	0	0	0	0	0	0	0	0	0	0	XXX
12. Totals	0	0	0	0	0	0	0	0	0	0	0	0	XXX

	Total Losses and Loss Expenses Incurred			Loss and Loss Expense Percentage (Incurred / Premiums Earned)			Nontabular Discount		34 Inter-Company Pooling Participation Percentage	Net Balance Sheet Reserves After Discount	
	26 Direct and Assumed	27 Ceded	28 Net	29 Direct and Assumed	30 Ceded	31 Net	32 Loss	33 Loss Expense		35 Losses Unpaid	36 Loss Expenses Unpaid
2. 2012	0	0	0	0.0	0.0	0.0	0	0	0.0	0	0
3. 2013	0	0	0	0.0	0.0	0.0	0	0	0.0	0	0
4. 2014	0	0	0	0.0	0.0	0.0	0	0	0.0	0	0
5. 2015	0	0	0	0.0	0.0	0.0	0	0	0.0	0	0
6. 2016	0	0	0	0.0	0.0	0.0	0	0	0.0	0	0
7. 2017	0	0	0	0.0	0.0	0.0	0	0	0.0	0	0
8. 2018	0	0	0	0.0	0.0	0.0	0	0	0.0	0	0
9. 2019	0	0	0	0.0	0.0	0.0	0	0	0.0	0	0
10. 2020	0	0	0	0.0	0.0	0.0	0	0	0.0	0	0
11. 2021	0	0	0	0.0	0.0	0.0	0	0	0.0	0	0
12. Totals	XXX	XXX	XXX	XXX	XXX	XXX	0	0	XXX	0	0

ANNUAL STATEMENT FOR THE YEAR 2021 OF THE American Modern Home Insurance Co.
SCHEDULE P - PART 1R - SECTION 1 - PRODUCTS LIABILITY - OCCURRENCE
(\$000 OMITTED)

Years in Which Premiums Were Earned and Losses Were Incurred	Premiums Earned			Loss and Loss Expense Payments						10 Salvage and Subrogation Received	11 Total Net Paid Cols (4 - 5 + 6 - 7 + 8 - 9)	12 Number of Claims Reported Direct and Assumed
	1 Direct and Assumed	2 Ceded	3 Net (1 - 2)	Loss Payments		Defense and Cost Containment Payments		Adjusting and Other Payments				
				4 Direct and Assumed	5 Ceded	6 Direct and Assumed	7 Ceded	8 Direct and Assumed	9 Ceded			
1. Prior.....	XXX	XXX	XXX	0	0	0	0	0	0	0	0	XXX
2. 2012.....	0	0	0	0	0	0	0	0	0	0	0	0
3. 2013.....	0	0	0	0	0	0	0	0	0	0	0	0
4. 2014.....	0	0	0	0	0	0	0	0	0	0	0	0
5. 2015.....	0	0	0	0	0	0	0	0	0	0	0	0
6. 2016.....	0	0	0	0	0	0	0	0	0	0	0	0
7. 2017.....	0	0	0	0	0	0	0	0	0	0	0	0
8. 2018.....	0	0	0	0	0	0	0	0	0	0	0	0
9. 2019.....	0	0	0	0	0	0	0	0	0	0	0	0
10. 2020.....	0	0	0	0	0	0	0	0	0	0	0	0
11. 2021.....	0	0	0	0	0	0	0	0	0	0	0	0
12. Totals	XXX	XXX	XXX	0	0	0	0	0	0	0	0	XXX

	Losses Unpaid				Defense and Cost Containment Unpaid				Adjusting and Other Unpaid		23 Salvage and Subrogation Anticipated	24 Total Net Losses and Expenses Unpaid	25 Number of Claims Outstanding Direct and Assumed
	Case Basis		Bulk + IBNR		Case Basis		Bulk + IBNR						
	13 Direct and Assumed	14 Ceded	15 Direct and Assumed	16 Ceded	17 Direct and Assumed	18 Ceded	19 Direct and Assumed	20 Ceded	21 Direct and Assumed	22 Ceded			
1. Prior.....	0	0	0	0	0	0	0	0	0	0	0	0	0
2. 2012.....	0	0	0	0	0	0	0	0	0	0	0	0	0
3. 2013.....	0	0	0	0	0	0	0	0	0	0	0	0	0
4. 2014.....	0	0	0	0	0	0	0	0	0	0	0	0	0
5. 2015.....	0	0	0	0	0	0	0	0	0	0	0	0	0
6. 2016.....	0	0	0	0	0	0	0	0	0	0	0	0	0
7. 2017.....	0	0	0	0	0	0	0	0	0	0	0	0	0
8. 2018.....	0	0	0	0	0	0	0	0	0	0	0	0	0
9. 2019.....	0	0	0	0	0	0	0	0	0	0	0	0	0
10. 2020.....	0	0	0	0	0	0	0	0	0	0	0	0	0
11. 2021.....	0	0	0	0	0	0	0	0	0	0	0	0	0
12. Totals	0	0	0	0	0	0	0	0	0	0	0	0	0

	Total Losses and Loss Expenses Incurred			Loss and Loss Expense Percentage (Incurred / Premiums Earned)			Nontabular Discount		34 Inter-Company Pooling Participation Percentage	Net Balance Sheet Reserves After Discount	
	26 Direct and Assumed	27 Ceded	28 Net	29 Direct and Assumed	30 Ceded	31 Net	32 Loss	33 Loss Expense		35 Losses Unpaid	36 Loss Expenses Unpaid
1. Prior.....	XXX	XXX	XXX	XXX	XXX	XXX	0	0	XXX	0	0
2. 2012.....	0	0	0	0.0	0.0	0.0	0	0	0.0	0	0
3. 2013.....	0	0	0	0.0	0.0	0.0	0	0	0.0	0	0
4. 2014.....	0	0	0	0.0	0.0	0.0	0	0	0.0	0	0
5. 2015.....	0	0	0	0.0	0.0	0.0	0	0	0.0	0	0
6. 2016.....	0	0	0	0.0	0.0	0.0	0	0	0.0	0	0
7. 2017.....	0	0	0	0.0	0.0	0.0	0	0	0.0	0	0
8. 2018.....	0	0	0	0.0	0.0	0.0	0	0	0.0	0	0
9. 2019.....	0	0	0	0.0	0.0	0.0	0	0	0.0	0	0
10. 2020.....	0	0	0	0.0	0.0	0.0	0	0	0.0	0	0
11. 2021.....	0	0	0	0.0	0.0	0.0	0	0	0.0	0	0
12. Totals	XXX	XXX	XXX	XXX	XXX	XXX	0	0	XXX	0	0

ANNUAL STATEMENT FOR THE YEAR 2021 OF THE American Modern Home Insurance Co.
SCHEDULE P - PART 1R - SECTION 2 - PRODUCTS LIABILITY - CLAIMS-MADE
(\$000 OMITTED)

Years in Which Premiums Were Earned and Losses Were Incurred	Premiums Earned			Loss and Loss Expense Payments						10 Salvage and Subrogation Received	11 Total Net Paid Cols (4 - 5 + 6 - 7 + 8 - 9)	12 Number of Claims Reported Direct and Assumed
	1 Direct and Assumed	2 Ceded	3 Net (1 - 2)	Loss Payments		Defense and Cost Containment Payments		Adjusting and Other Payments				
				4 Direct and Assumed	5 Ceded	6 Direct and Assumed	7 Ceded	8 Direct and Assumed	9 Ceded			
1. Prior	XXX	XXX	XXX	0	0	0	0	0	0	0	0	XXX
2. 2012	0	0	0	0	0	0	0	0	0	0	0	0
3. 2013	0	0	0	0	0	0	0	0	0	0	0	0
4. 2014	0	0	0	0	0	0	0	0	0	0	0	0
5. 2015	0	0	0	0	0	0	0	0	0	0	0	0
6. 2016	0	0	0	0	0	0	0	0	0	0	0	0
7. 2017	0	0	0	0	0	0	0	0	0	0	0	0
8. 2018	0	0	0	0	0	0	0	0	0	0	0	0
9. 2019	0	0	0	0	0	0	0	0	0	0	0	0
10. 2020	0	0	0	0	0	0	0	0	0	0	0	0
11. 2021	0	0	0	0	0	0	0	0	0	0	0	0
12. Totals	XXX	XXX	XXX	0	0	0	0	0	0	0	0	XXX

	Losses Unpaid				Defense and Cost Containment Unpaid				Adjusting and Other Unpaid		23 Salvage and Subrogation Anticipated	24 Total Net Losses and Expenses Unpaid	25 Number of Claims Outstanding Direct and Assumed
	Case Basis		Bulk + IBNR		Case Basis		Bulk + IBNR		21 Direct and Assumed	22 Ceded			
	13 Direct and Assumed	14 Ceded	15 Direct and Assumed	16 Ceded	17 Direct and Assumed	18 Ceded	19 Direct and Assumed	20 Ceded					
1. Prior	0	0	0	0	0	0	0	0	0	0	0	0	0
2. 2012	0	0	0	0	0	0	0	0	0	0	0	0	0
3. 2013	0	0	0	0	0	0	0	0	0	0	0	0	0
4. 2014	0	0	0	0	0	0	0	0	0	0	0	0	0
5. 2015	0	0	0	0	0	0	0	0	0	0	0	0	0
6. 2016	0	0	0	0	0	0	0	0	0	0	0	0	0
7. 2017	0	0	0	0	0	0	0	0	0	0	0	0	0
8. 2018	0	0	0	0	0	0	0	0	0	0	0	0	0
9. 2019	0	0	0	0	0	0	0	0	0	0	0	0	0
10. 2020	0	0	0	0	0	0	0	0	0	0	0	0	0
11. 2021	0	0	0	0	0	0	0	0	0	0	0	0	0
12. Totals	0	0	0	0	0	0	0	0	0	0	0	0	0

	Total Losses and Loss Expenses Incurred			Loss and Loss Expense Percentage (Incurred / Premiums Earned)			Nontabular Discount		34 Inter-Company Pooling Participation Percentage	Net Balance Sheet Reserves After Discount	
	26 Direct and Assumed	27 Ceded	28 Net	29 Direct and Assumed	30 Ceded	31 Net	32 Loss	33 Loss Expense		35 Losses Unpaid	36 Loss Expenses Unpaid
1. Prior	XXX	XXX	XXX	XXX	XXX	XXX	0	0	XXX	0	0
2. 2012	0	0	0	0.0	0.0	0.0	0	0	0.0	0	0
3. 2013	0	0	0	0.0	0.0	0.0	0	0	0.0	0	0
4. 2014	0	0	0	0.0	0.0	0.0	0	0	0.0	0	0
5. 2015	0	0	0	0.0	0.0	0.0	0	0	0.0	0	0
6. 2016	0	0	0	0.0	0.0	0.0	0	0	0.0	0	0
7. 2017	0	0	0	0.0	0.0	0.0	0	0	0.0	0	0
8. 2018	0	0	0	0.0	0.0	0.0	0	0	0.0	0	0
9. 2019	0	0	0	0.0	0.0	0.0	0	0	0.0	0	0
10. 2020	0	0	0	0.0	0.0	0.0	0	0	0.0	0	0
11. 2021	0	0	0	0.0	0.0	0.0	0	0	0.0	0	0
12. Totals	XXX	XXX	XXX	XXX	XXX	XXX	0	0	XXX	0	0

ANNUAL STATEMENT FOR THE YEAR 2021 OF THE American Modern Home Insurance Co.
SCHEDULE P - PART 1S - FINANCIAL GUARANTY/MORTGAGE GUARANTY
(\$000 OMITTED)

Years in Which Premiums Were Earned and Losses Were Incurred	Premiums Earned			Loss and Loss Expense Payments							12 Number of Claims Reported Direct and Assumed	
	1 Direct and Assumed	2 Ceded	3 Net (1 - 2)	Loss Payments		Defense and Cost Containment Payments		Adjusting and Other Payments		10 Salvage and Subrogation Received		11 Total Net Paid Cols (4 - 5 + 6 - 7 + 8 - 9)
				4 Direct and Assumed	5 Ceded	6 Direct and Assumed	7 Ceded	8 Direct and Assumed	9 Ceded			
1. Prior.....	XXX	XXX	XXX	0	0	0	0	0	0	0	0	XXX
2. 2020.....	0	0	0	0	0	0	0	0	0	0	0	XXX
3. 2021.....	0	0	0	0	0	0	0	0	0	0	0	XXX
4. Totals	XXX	XXX	XXX	0	0	0	0	0	0	0	0	XXX

	Losses Unpaid				Defense and Cost Containment Unpaid				Adjusting and Other Unpaid		23 Salvage and Subrogation Anticipated	24 Total Net Losses and Expenses Unpaid	25 Number of Claims Outstanding Direct and Assumed
	Case Basis		Bulk + IBNR		Case Basis		Bulk + IBNR		Adjusting and Other Unpaid				
	13 Direct and Assumed	14 Ceded	15 Direct and Assumed	16 Ceded	17 Direct and Assumed	18 Ceded	19 Direct and Assumed	20 Ceded	21 Direct and Assumed	22 Ceded			
1. Prior.....	0	0	0	0	0	0	0	0	0	0	0	0	0
2. 2020.....	0	0	0	0	0	0	0	0	0	0	0	0	0
3. 2021.....	0	0	0	0	0	0	0	0	0	0	0	0	0
4. Totals	0	0	0	0	0	0	0	0	0	0	0	0	0

	Total Losses and Loss Expenses Incurred			Loss and Loss Expense Percentage (Incurred / Premiums Earned)			Nontabular Discount		34 Inter-Company Pooling Participation Percentage	Net Balance Sheet Reserves After Discount	
	26 Direct and Assumed	27 Ceded	28 Net	29 Direct and Assumed	30 Ceded	31 Net	32 Loss	33 Loss Expense		35 Losses Unpaid	36 Loss Expenses Unpaid
	1. Prior.....	XXX	XXX	XXX	XXX	XXX	XXX	0		0	XXX
2. 2020.....	0	0	0	0.0	0.0	0.0	0	0	0.0	0	0
3. 2021.....	0	0	0	0.0	0.0	0.0	0	0	0.0	0	0
4. Totals	XXX	XXX	XXX	XXX	XXX	XXX	0	0	XXX	0	0

ANNUAL STATEMENT FOR THE YEAR 2021 OF THE American Modern Home Insurance Co.

SCHEDULE P - PART 1T - WARRANTY

(\$000 OMITTED)

Years in Which Premiums Were Earned and Losses Were Incurred	Premiums Earned			Loss and Loss Expense Payments							12 Number of Claims Reported Direct and Assumed	
	1 Direct and Assumed	2 Ceded	3 Net (1 - 2)	Loss Payments		Defense and Cost Containment Payments		Adjusting and Other Payments		10 Salvage and Subrogation Received		11 Total Net Paid Cols (4 - 5 + 6 - 7 + 8 - 9)
				4 Direct and Assumed	5 Ceded	6 Direct and Assumed	7 Ceded	8 Direct and Assumed	9 Ceded			
1. Prior.....	XXX	XXX	XXX	0	0	0	0	0	0	0	0	XXX
2. 2020.....	0	0	0	0	0	0	0	0	0	0	0	0
3. 2021.....	0	0	0	0	0	0	0	0	0	0	0	0
4. Totals	XXX	XXX	XXX	0	0	0	0	0	0	0	0	XXX

	Losses Unpaid				Defense and Cost Containment Unpaid				Adjusting and Other Unpaid		23 Salvage and Subrogation Anticipated	24 Total Net Losses and Expenses Unpaid	25 Number of Claims Outstanding Direct and Assumed
	Case Basis		Bulk + IBNR		Case Basis		Bulk + IBNR		Adjusting and Other Unpaid				
	13 Direct and Assumed	14 Ceded	15 Direct and Assumed	16 Ceded	17 Direct and Assumed	18 Ceded	19 Direct and Assumed	20 Ceded	21 Direct and Assumed	22 Ceded			
1. Prior.....	0	0	0	0	0	0	0	0	0	0	0	0	0
2. 2020.....	0	0	0	0	0	0	0	0	0	0	0	0	0
3. 2021.....	0	0	0	0	0	0	0	0	0	0	0	0	0
4. Totals	0	0	0	0	0	0	0	0	0	0	0	0	0

	Total Losses and Loss Expenses Incurred			Loss and Loss Expense Percentage (Incurred / Premiums Earned)			Nontabular Discount		34 Inter-Company Pooling Participation Percentage	Net Balance Sheet Reserves After Discount	
	26 Direct and Assumed	27 Ceded	28 Net	29 Direct and Assumed	30 Ceded	31 Net	32 Loss	33 Loss Expense		35 Losses Unpaid	36 Loss Expenses Unpaid
	1. Prior.....	XXX	XXX	XXX	XXX	XXX	XXX	0		0	XXX
2. 2020.....	0	0	0	0.0	0.0	0.0	0	0	47.5	0	0
3. 2021.....	0	0	0	0.0	0.0	0.0	0	0	47.5	0	0
4. Totals	XXX	XXX	XXX	XXX	XXX	XXX	0	0	XXX	0	0

ANNUAL STATEMENT FOR THE YEAR 2021 OF THE American Modern Home Insurance Co.

SCHEDULE P - PART 2A - HOMEOWNERS/FAROWNERS

Years in Which Losses Were Incurred	INCURRED NET LOSSES AND DEFENSE AND COST CONTAINMENT EXPENSES REPORTED AT YEAR END (\$000 OMITTED)										DEVELOPMENT	
	1 2012	2 2013	3 2014	4 2015	5 2016	6 2017	7 2018	8 2019	9 2020	10 2021	11 One Year	12 Two Year
1. Prior.....	5,332	3,969	4,908	4,019	3,904	3,749	3,654	3,878	3,655	3,678	23	(200)
2. 2012.....	27,305	26,315	26,978	27,250	26,957	26,794	26,801	26,752	26,755	26,726	(29)	(26)
3. 2013.....	XXX	38,176	35,105	35,420	35,079	34,958	34,949	34,951	34,946	34,892	(54)	(59)
4. 2014.....	XXX	XXX	48,363	46,924	46,256	46,304	46,251	46,318	46,396	46,500	103	182
5. 2015.....	XXX	XXX	XXX	57,106	57,247	56,985	56,691	56,838	56,779	56,463	(316)	(375)
6. 2016.....	XXX	XXX	XXX	XXX	66,649	67,070	66,538	66,954	66,444	66,269	(175)	(685)
7. 2017.....	XXX	XXX	XXX	XXX	XXX	70,566	68,552	68,630	68,603	67,678	(925)	(952)
8. 2018.....	XXX	XXX	XXX	XXX	XXX	XXX	67,108	65,719	65,749	65,914	165	195
9. 2019.....	XXX	XXX	XXX	XXX	XXX	XXX	XXX	58,293	55,805	56,948	1,143	(1,344)
10. 2020.....	XXX	XXX	XXX	XXX	XXX	XXX	XXX	XXX	88,484	88,453	(31)	XXX
11. 2021.....	XXX	XXX	XXX	XXX	XXX	XXX	XXX	XXX	XXX	86,977	XXX	XXX
12. Totals											(94)	(3,265)

SCHEDULE P - PART 2B - PRIVATE PASSENGER AUTO LIABILITY/MEDICAL

1. Prior.....	4,465	4,249	3,685	3,781	3,810	3,810	3,799	3,788	3,797	3,814	17	26
2. 2012.....	7,301	6,637	7,100	6,673	6,604	6,617	6,589	6,638	6,638	6,621	(17)	(17)
3. 2013.....	XXX	7,058	7,562	7,347	7,290	7,439	7,444	7,347	7,374	7,374	(1)	27
4. 2014.....	XXX	XXX	7,650	5,736	5,296	5,361	5,368	5,420	5,366	5,354	(13)	(66)
5. 2015.....	XXX	XXX	XXX	7,569	6,337	6,092	6,101	6,062	6,223	6,149	(73)	88
6. 2016.....	XXX	XXX	XXX	XXX	7,141	7,353	7,188	6,927	6,653	6,534	(119)	(393)
7. 2017.....	XXX	XXX	XXX	XXX	XXX	8,356	7,701	7,475	7,248	7,298	50	(177)
8. 2018.....	XXX	XXX	XXX	XXX	XXX	XXX	7,006	5,878	5,832	5,480	(352)	(398)
9. 2019.....	XXX	XXX	XXX	XXX	XXX	XXX	XXX	7,880	6,903	6,870	(33)	(1,010)
10. 2020.....	XXX	XXX	XXX	XXX	XXX	XXX	XXX	XXX	7,510	7,310	(200)	XXX
11. 2021.....	XXX	XXX	XXX	XXX	XXX	XXX	XXX	XXX	XXX	9,510	XXX	XXX
12. Totals											(741)	(1,919)

SCHEDULE P - PART 2C - COMMERCIAL AUTO/TRUCK LIABILITY/MEDICAL

1. Prior.....	1,285	1,998	1,480	1,389	1,381	1,381	1,381	1,386	1,386	1,386	0	0
2. 2012.....	742	844	922	1,187	1,128	1,126	1,126	1,126	1,126	1,126	0	0
3. 2013.....	XXX	721	585	750	681	730	726	718	702	702	0	(16)
4. 2014.....	XXX	XXX	1,122	1,400	1,063	1,047	982	980	980	980	0	0
5. 2015.....	XXX	XXX	XXX	1,522	1,082	1,124	1,032	1,082	1,084	1,093	9	11
6. 2016.....	XXX	XXX	XXX	XXX	1,840	2,292	2,142	2,241	2,235	2,287	52	46
7. 2017.....	XXX	XXX	XXX	XXX	XXX	1,342	930	922	998	928	(70)	6
8. 2018.....	XXX	XXX	XXX	XXX	XXX	XXX	1,173	914	826	755	(70)	(159)
9. 2019.....	XXX	XXX	XXX	XXX	XXX	XXX	XXX	1,009	1,211	1,242	31	233
10. 2020.....	XXX	XXX	XXX	XXX	XXX	XXX	XXX	XXX	1,115	1,407	293	XXX
11. 2021.....	XXX	XXX	XXX	XXX	XXX	XXX	XXX	XXX	XXX	1,164	XXX	XXX
12. Totals											244	121

**SCHEDULE P - PART 2D - WORKERS' COMPENSATION
(EXCLUDING EXCESS WORKERS' COMPENSATION)**

1. Prior.....	0	0	0	0	0	0	0	0	0	0	0	0
2. 2012.....	0	0	0	0	0	0	0	0	0	0	0	0
3. 2013.....	XXX	0	0	0	0	0	0	0	0	0	0	0
4. 2014.....	XXX	XXX	0	0	0	0	0	0	0	0	0	0
5. 2015.....	XXX	XXX	XXX	0	0	0	0	0	0	0	0	0
6. 2016.....	XXX	XXX	XXX	XXX	0	0	0	0	0	0	0	0
7. 2017.....	XXX	XXX	XXX	XXX	XXX	0	0	0	0	0	0	0
8. 2018.....	XXX	XXX	XXX	XXX	XXX	XXX	0	0	0	0	0	0
9. 2019.....	XXX	XXX	XXX	XXX	XXX	XXX	XXX	0	0	0	0	0
10. 2020.....	XXX	XXX	XXX	XXX	XXX	XXX	XXX	XXX	0	0	0	XXX
11. 2021.....	XXX	XXX	XXX	XXX	XXX	XXX	XXX	XXX	XXX	0	XXX	XXX
12. Totals											0	0

SCHEDULE P - PART 2E - COMMERCIAL MULTIPLE PERIL

1. Prior.....	170	93	132	228	184	343	200	255	148	298	150	44
2. 2012.....	2,370	2,157	2,228	2,221	2,236	2,414	2,365	2,421	2,430	2,437	7	16
3. 2013.....	XXX	3,977	4,301	4,558	4,534	4,459	4,448	4,470	4,451	4,443	(9)	(27)
4. 2014.....	XXX	XXX	6,587	6,917	6,657	6,665	6,524	6,533	6,525	6,496	(29)	(37)
5. 2015.....	XXX	XXX	XXX	5,884	6,044	6,623	6,237	6,051	6,064	5,959	(105)	(92)
6. 2016.....	XXX	XXX	XXX	XXX	6,979	6,804	6,519	6,482	6,590	6,579	(11)	96
7. 2017.....	XXX	XXX	XXX	XXX	XXX	7,280	7,425	7,028	6,902	7,157	255	129
8. 2018.....	XXX	XXX	XXX	XXX	XXX	XXX	5,251	5,025	4,948	4,958	10	(67)
9. 2019.....	XXX	XXX	XXX	XXX	XXX	XXX	XXX	6,631	6,533	5,970	(564)	(662)
10. 2020.....	XXX	XXX	XXX	XXX	XXX	XXX	XXX	XXX	6,487	6,402	(84)	XXX
11. 2021.....	XXX	XXX	XXX	XXX	XXX	XXX	XXX	XXX	XXX	7,313	XXX	XXX
12. Totals											(380)	(600)

ANNUAL STATEMENT FOR THE YEAR 2021 OF THE American Modern Home Insurance Co.

SCHEDULE P - PART 2F - SECTION 1 - MEDICAL PROFESSIONAL LIABILITY - OCCURRENCE

Years in Which Losses Were Incurred	INCURRED NET LOSSES AND DEFENSE AND COST CONTAINMENT EXPENSES REPORTED AT YEAR END (\$000 OMITTED)										DEVELOPMENT	
	1 2012	2 2013	3 2014	4 2015	5 2016	6 2017	7 2018	8 2019	9 2020	10 2021	11 One Year	12 Two Year
1. Prior	0	0	0	0	0	0	0	0	0	0	0	0
2. 2012	0	0	0	0	0	0	0	0	0	0	0	0
3. 2013	XXX	0	0	0	0	0	0	0	0	0	0	0
4. 2014	XXX	XXX	0	0	0	0	0	0	0	0	0	0
5. 2015	XXX	XXX	XXX	0	0	0	0	0	0	0	0	0
6. 2016	XXX	XXX	XXX	XXX	0	0	0	0	0	0	0	0
7. 2017	XXX	XXX	XXX	XXX	XXX	0	0	0	0	0	0	0
8. 2018	XXX	XXX	XXX	XXX	XXX	XXX	0	0	0	0	0	0
9. 2019	XXX	XXX	XXX	XXX	XXX	XXX	XXX	0	0	0	0	0
10. 2020	XXX	XXX	XXX	XXX	XXX	XXX	XXX	XXX	0	0	0	XXX
11. 2021	XXX	XXX	XXX	XXX	XXX	XXX	XXX	XXX	XXX	0	XXX	XXX
12. Totals											0	0

SCHEDULE P - PART 2F - SECTION 2 - MEDICAL PROFESSIONAL LIABILITY - CLAIMS-MADE

1. Prior	0	0	0	0	0	0	0	0	0	0	0	0
2. 2012	0	0	0	0	0	0	0	0	0	0	0	0
3. 2013	XXX	0	0	0	0	0	0	0	0	0	0	0
4. 2014	XXX	XXX	0	0	0	0	0	0	0	0	0	0
5. 2015	XXX	XXX	XXX	0	0	0	0	0	0	0	0	0
6. 2016	XXX	XXX	XXX	XXX	0	0	0	0	0	0	0	0
7. 2017	XXX	XXX	XXX	XXX	XXX	0	0	0	0	0	0	0
8. 2018	XXX	XXX	XXX	XXX	XXX	XXX	0	0	0	0	0	0
9. 2019	XXX	XXX	XXX	XXX	XXX	XXX	XXX	0	0	0	0	0
10. 2020	XXX	XXX	XXX	XXX	XXX	XXX	XXX	XXX	0	0	0	XXX
11. 2021	XXX	XXX	XXX	XXX	XXX	XXX	XXX	XXX	XXX	0	XXX	XXX
12. Totals											0	0

SCHEDULE P - PART 2G - SPECIAL LIABILITY (OCEAN MARINE, AIRCRAFT (ALL PERILS), BOILER AND MACHINERY)

1. Prior	655	211	169	143	143	135	134	134	130	130	0	(5)
2. 2012	6,377	7,052	6,933	6,861	6,826	6,825	6,825	6,825	6,825	6,825	0	0
3. 2013	XXX	3,279	3,161	3,198	3,185	3,185	3,182	3,182	3,182	3,182	0	0
4. 2014	XXX	XXX	4,696	4,602	4,632	4,531	4,514	4,496	4,494	4,491	(2)	(5)
5. 2015	XXX	XXX	XXX	3,950	3,846	3,819	3,801	3,812	3,812	3,805	(6)	(6)
6. 2016	XXX	XXX	XXX	XXX	3,979	4,055	4,208	4,128	4,021	4,014	(7)	(114)
7. 2017	XXX	XXX	XXX	XXX	XXX	4,863	4,776	5,012	5,185	5,192	7	180
8. 2018	XXX	XXX	XXX	XXX	XXX	XXX	4,808	4,304	4,257	4,326	70	22
9. 2019	XXX	XXX	XXX	XXX	XXX	XXX	XXX	3,278	2,942	2,875	(66)	(403)
10. 2020	XXX	XXX	XXX	XXX	XXX	XXX	XXX	XXX	8,028	7,898	(130)	XXX
11. 2021	XXX	XXX	XXX	XXX	XXX	XXX	XXX	XXX	XXX	5,142	XXX	XXX
12. Totals											(136)	(331)

SCHEDULE P - PART 2H - SECTION 1 - OTHER LIABILITY - OCCURRENCE

1. Prior	9,292	6,224	5,908	6,998	6,527	6,658	6,609	6,615	6,173	6,277	105	(338)
2. 2012	10,194	8,625	7,897	7,775	7,817	7,752	7,736	7,783	7,756	7,738	(18)	(45)
3. 2013	XXX	8,021	7,312	7,592	7,179	6,708	6,658	6,657	6,649	6,633	(16)	(24)
4. 2014	XXX	XXX	10,149	10,785	9,895	9,433	9,164	9,092	9,116	9,093	(24)	0
5. 2015	XXX	XXX	XXX	9,889	8,316	8,109	7,705	7,538	7,497	7,501	4	(37)
6. 2016	XXX	XXX	XXX	XXX	5,379	4,343	4,638	4,533	4,497	4,649	152	116
7. 2017	XXX	XXX	XXX	XXX	XXX	2,077	2,500	2,503	2,374	2,745	371	242
8. 2018	XXX	XXX	XXX	XXX	XXX	XXX	2,956	3,064	2,982	3,337	355	272
9. 2019	XXX	XXX	XXX	XXX	XXX	XXX	XXX	2,461	2,232	2,870	638	408
10. 2020	XXX	XXX	XXX	XXX	XXX	XXX	XXX	XXX	2,590	2,887	297	XXX
11. 2021	XXX	XXX	XXX	XXX	XXX	XXX	XXX	XXX	XXX	2,669	XXX	XXX
12. Totals											1,863	595

SCHEDULE P - PART 2H - SECTION 2 - OTHER LIABILITY - CLAIMS-MADE

1. Prior	0	0	0	0	0	0	0	0	0	0	0	0
2. 2012	0	0	0	0	0	0	0	0	0	0	0	0
3. 2013	XXX	0	0	0	0	0	0	0	0	0	0	0
4. 2014	XXX	XXX	0	0	0	0	0	0	0	0	0	0
5. 2015	XXX	XXX	XXX	0	0	0	0	0	0	0	0	0
6. 2016	XXX	XXX	XXX	XXX	0	0	0	0	0	0	0	0
7. 2017	XXX	XXX	XXX	XXX	XXX	0	0	(39)	1	0	0	40
8. 2018	XXX	XXX	XXX	XXX	XXX	XXX	0	47	(19)	8	27	(39)
9. 2019	XXX	XXX	XXX	XXX	XXX	XXX	XXX	0	(62)	(11)	51	(11)
10. 2020	XXX	XXX	XXX	XXX	XXX	XXX	XXX	XXX	88	9	(78)	XXX
11. 2021	XXX	XXX	XXX	XXX	XXX	XXX	XXX	XXX	XXX	0	XXX	XXX
12. Totals											0	(9)

SCHEDULE P - PART 2I - SPECIAL PROPERTY (FIRE, ALLIED LINES, INLAND MARINE, EARTHQUAKE, BURGLARY, AND THEFT)

Years in Which Losses Were Incurred	INCURRED NET LOSSES AND DEFENSE AND COST CONTAINMENT EXPENSES REPORTED AT YEAR END (\$000 OMITTED)										DEVELOPMENT	
	1 2012	2 2013	3 2014	4 2015	5 2016	6 2017	7 2018	8 2019	9 2020	10 2021	11 One Year	12 Two Year
1. Prior.....	XXX	XXX	XXX	XXX	XXX	XXX	XXX	9,591	9,909	11,025	1,115	1,434
2. 2020.....	XXX	XXX	XXX	XXX	XXX	XXX	XXX	XXX	77,978	77,810	(168)	XXX
3. 2021.....	XXX	XXX	XXX	XXX	XXX	XXX	XXX	XXX	XXX	84,886	XXX	XXX
4. Totals											947	1,434

SCHEDULE P - PART 2J - AUTO PHYSICAL DAMAGE

1. Prior.....	XXX	XXX	XXX	XXX	XXX	XXX	XXX	2,400	1,624	1,211	(413)	(1,188)
2. 2020.....	XXX	XXX	XXX	XXX	XXX	XXX	XXX	XXX	19,246	17,098	(2,148)	XXX
3. 2021.....	XXX	XXX	XXX	XXX	XXX	XXX	XXX	XXX	XXX	25,278	XXX	XXX
4. Totals											(2,562)	(1,188)

SCHEDULE P - PART 2K - FIDELITY/SURETY

1. Prior.....	XXX	XXX	XXX	XXX	XXX	XXX	XXX	0	0	0	0	0
2. 2020.....	XXX	XXX	XXX	XXX	XXX	XXX	XXX	XXX	0	0	0	XXX
3. 2021.....	XXX	XXX	XXX	XXX	XXX	XXX	XXX	XXX	XXX	0	XXX	XXX
4. Totals											0	0

SCHEDULE P - PART 2L - OTHER (INCLUDING CREDIT, ACCIDENT AND HEALTH)

1. Prior.....	XXX	XXX	XXX	XXX	XXX	XXX	XXX	0	0	0	0	0
2. 2020.....	XXX	XXX	XXX	XXX	XXX	XXX	XXX	XXX	0	0	0	XXX
3. 2021.....	XXX	XXX	XXX	XXX	XXX	XXX	XXX	XXX	XXX	0	XXX	XXX
4. Totals											0	0

SCHEDULE P - PART 2M - INTERNATIONAL

1. Prior.....	0	0	0	0	0	0	0	0	0	0	0	0
2. 2012.....	0	0	0	0	0	0	0	0	0	0	0	0
3. 2013.....	XXX	0	0	0	0	0	0	0	0	0	0	0
4. 2014.....	XXX	XXX	0	0	0	0	0	0	0	0	0	0
5. 2015.....	XXX	XXX	XXX	0	0	0	0	0	0	0	0	0
6. 2016.....	XXX	XXX	XXX	XXX	0	0	0	0	0	0	0	0
7. 2017.....	XXX	XXX	XXX	XXX	XXX	0	0	0	0	0	0	0
8. 2018.....	XXX	XXX	XXX	XXX	XXX	XXX	0	0	0	0	0	0
9. 2019.....	XXX	XXX	XXX	XXX	XXX	XXX	XXX	0	0	0	0	0
10. 2020.....	XXX	XXX	XXX	XXX	XXX	XXX	XXX	XXX	0	0	0	XXX
11. 2021.....	XXX	XXX	XXX	XXX	XXX	XXX	XXX	XXX	XXX	0	XXX	XXX
12. Totals											0	0

**SCHEDULE P - PART 2N - REINSURANCE
NONPROPORTIONAL ASSUMED PROPERTY**

Years in Which Losses Were Incurred	INCURRED NET LOSSES AND DEFENSE AND COST CONTAINMENT EXPENSES REPORTED AT YEAR END (\$000 OMITTED)										DEVELOPMENT	
	1 2012	2 2013	3 2014	4 2015	5 2016	6 2017	7 2018	8 2019	9 2020	10 2021	11 One Year	12 Two Year
1. Prior	0	0	0	0	0	0	0	0	0	0	0	0
2. 2012	0	0	0	0	0	0	0	0	0	0	0	0
3. 2013	XXX	0	0	0	0	0	0	0	0	0	0	0
4. 2014	XXX	XXX	0	0	0	0	0	0	0	0	0	0
5. 2015	XXX	XXX	XXX	0	0	0	0	0	0	0	0	0
6. 2016	XXX	XXX	XXX	XXX	0	0	0	0	0	0	0	0
7. 2017	XXX	XXX	XXX	XXX	XXX	0	0	0	0	0	0	0
8. 2018	XXX	XXX	XXX	XXX	XXX	XXX	0	0	0	0	0	0
9. 2019	XXX	XXX	XXX	XXX	XXX	XXX	XXX	0	0	0	0	0
10. 2020	XXX	XXX	XXX	XXX	XXX	XXX	XXX	XXX	0	0	0	XXX
11. 2021	XXX	XXX	XXX	XXX	XXX	XXX	XXX	XXX	XXX	0	XXX	XXX
12. Totals											0	0

**SCHEDULE P - PART 2O - REINSURANCE
NONPROPORTIONAL ASSUMED LIABILITY**

1. Prior	0	0	0	0	0	0	0	0	0	0	0	0
2. 2012	0	0	0	0	0	0	0	0	0	0	0	0
3. 2013	XXX	0	0	0	0	0	0	0	0	0	0	0
4. 2014	XXX	XXX	0	0	0	0	0	0	0	0	0	0
5. 2015	XXX	XXX	XXX	0	0	0	0	0	0	0	0	0
6. 2016	XXX	XXX	XXX	XXX	0	0	0	0	0	0	0	0
7. 2017	XXX	XXX	XXX	XXX	XXX	0	0	0	0	0	0	0
8. 2018	XXX	XXX	XXX	XXX	XXX	XXX	0	0	0	0	0	0
9. 2019	XXX	XXX	XXX	XXX	XXX	XXX	XXX	0	0	0	0	0
10. 2020	XXX	XXX	XXX	XXX	XXX	XXX	XXX	XXX	0	0	0	XXX
11. 2021	XXX	XXX	XXX	XXX	XXX	XXX	XXX	XXX	XXX	0	XXX	XXX
12. Totals											0	0

**SCHEDULE P - PART 2P - REINSURANCE
NONPROPORTIONAL ASSUMED FINANCIAL LINES**

1. Prior	0	0	0	0	0	0	0	0	0	0	0	0
2. 2012	0	0	0	0	0	0	0	0	0	0	0	0
3. 2013	XXX	0	0	0	0	0	0	0	0	0	0	0
4. 2014	XXX	XXX	0	0	0	0	0	0	0	0	0	0
5. 2015	XXX	XXX	XXX	0	0	0	0	0	0	0	0	0
6. 2016	XXX	XXX	XXX	XXX	0	0	0	0	0	0	0	0
7. 2017	XXX	XXX	XXX	XXX	XXX	0	0	0	0	0	0	0
8. 2018	XXX	XXX	XXX	XXX	XXX	XXX	0	0	0	0	0	0
9. 2019	XXX	XXX	XXX	XXX	XXX	XXX	XXX	0	0	0	0	0
10. 2020	XXX	XXX	XXX	XXX	XXX	XXX	XXX	XXX	0	0	0	XXX
11. 2021	XXX	XXX	XXX	XXX	XXX	XXX	XXX	XXX	XXX	0	XXX	XXX
12. Totals											0	0

ANNUAL STATEMENT FOR THE YEAR 2021 OF THE American Modern Home Insurance Co.
SCHEDULE P - PART 2R - SECTION 1 - PRODUCTS LIABILITY - OCCURRENCE

Years in Which Losses Were Incurred	INCURRED NET LOSSES AND DEFENSE AND COST CONTAINMENT EXPENSES REPORTED AT YEAR END (\$000 OMITTED)										DEVELOPMENT	
	1 2012	2 2013	3 2014	4 2015	5 2016	6 2017	7 2018	8 2019	9 2020	10 2021	11 One Year	12 Two Year
1. Prior	.0	.0	.0	.0	.0	.0	.0	.0	.0	.0	.0	.0
2. 2012	.0	.0	.0	.0	.0	.0	.0	.0	.0	.0	.0	.0
3. 2013	XXX	.0	.0	.0	.0	.0	.0	.0	.0	.0	.0	.0
4. 2014	XXX	XXX	.0	.0	.0	.0	.0	.0	.0	.0	.0	.0
5. 2015	XXX	XXX	XXX	.0	.0	.0	.0	.0	.0	.0	.0	.0
6. 2016	XXX	XXX	XXX	XXX	.0	.0	.0	.0	.0	.0	.0	.0
7. 2017	XXX	XXX	XXX	XXX	XXX	.0	.0	.0	.0	.0	.0	.0
8. 2018	XXX	XXX	XXX	XXX	XXX	XXX	.0	.0	.0	.0	.0	.0
9. 2019	XXX	XXX	XXX	XXX	XXX	XXX	XXX	.0	.0	.0	.0	.0
10. 2020	XXX	XXX	XXX	XXX	XXX	XXX	XXX	XXX	.0	.0	.0	XXX
11. 2021	XXX	XXX	XXX	XXX	XXX	XXX	XXX	XXX	XXX	.0	XXX	XXX
12. Totals											0	0

SCHEDULE P - PART 2R - SECTION 2 - PRODUCTS LIABILITY - CLAIMS-MADE

1. Prior	.0	.0	.0	.0	.0	.0	.0	.0	.0	.0	.0	.0
2. 2012	.0	.0	.0	.0	.0	.0	.0	.0	.0	.0	.0	.0
3. 2013	XXX	.0	.0	.0	.0	.0	.0	.0	.0	.0	.0	.0
4. 2014	XXX	XXX	.0	.0	.0	.0	.0	.0	.0	.0	.0	.0
5. 2015	XXX	XXX	XXX	.0	.0	.0	.0	.0	.0	.0	.0	.0
6. 2016	XXX	XXX	XXX	XXX	.0	.0	.0	.0	.0	.0	.0	.0
7. 2017	XXX	XXX	XXX	XXX	XXX	.0	.0	.0	.0	.0	.0	.0
8. 2018	XXX	XXX	XXX	XXX	XXX	XXX	.0	.0	.0	.0	.0	.0
9. 2019	XXX	XXX	XXX	XXX	XXX	XXX	XXX	.0	.0	.0	.0	.0
10. 2020	XXX	XXX	XXX	XXX	XXX	XXX	XXX	XXX	.0	.0	.0	XXX
11. 2021	XXX	XXX	XXX	XXX	XXX	XXX	XXX	XXX	XXX	.0	XXX	XXX
12. Totals											0	0

SCHEDULE P - PART 2S - FINANCIAL GUARANTY/MORTGAGE GUARANTY

1. Prior	XXX	XXX	XXX	XXX	XXX	XXX	XXX	.0	.0	.0	.0	.0
2. 2020	XXX	XXX	XXX	XXX	XXX	XXX	XXX	XXX	.0	.0	.0	XXX
3. 2021	XXX	XXX	XXX	XXX	XXX	XXX	XXX	XXX	XXX	.0	XXX	XXX
4. Totals											0	0

SCHEDULE P - PART 2T - WARRANTY

1. Prior	XXX	XXX	XXX	XXX	XXX	XXX	XXX	22	10	10	.0	(12)
2. 2020	XXX	XXX	XXX	XXX	XXX	XXX	XXX	XXX	.0	.0	.0	XXX
3. 2021	XXX	XXX	XXX	XXX	XXX	XXX	XXX	XXX	XXX	.0	XXX	XXX
4. Totals											0	(12)

ANNUAL STATEMENT FOR THE YEAR 2021 OF THE American Modern Home Insurance Co.

SCHEDULE P - PART 3A - HOMEOWNERS/FAROWNERS

Years in Which Losses Were Incurred	CUMULATIVE PAID NET LOSSES AND DEFENSE AND COST CONTAINMENT EXPENSES REPORTED AT YEAR END (\$000 OMITTED)										11 Number of Claims Closed With Loss Payment	12 Number of Claims Closed Without Loss Payment
	1	2	3	4	5	6	7	8	9	10		
	2012	2013	2014	2015	2016	2017	2018	2019	2020	2021		
1. Prior	.000	1,655	2,515	2,871	3,005	3,465	3,528	3,537	3,546	3,554	996	0
2. 2012	19,487	25,099	26,218	26,696	26,638	26,700	26,745	26,753	26,753	26,754	25,003	12,714
3. 2013	XXX	28,393	33,917	34,571	34,850	34,907	34,922	34,927	34,925	34,924	19,311	10,771
4. 2014	XXX	XXX	35,752	43,757	45,117	45,659	45,899	46,150	46,201	46,399	18,819	10,266
5. 2015	XXX	XXX	XXX	43,004	54,307	55,934	56,405	56,501	56,576	56,578	18,635	11,038
6. 2016	XXX	XXX	XXX	XXX	52,331	63,649	65,685	66,176	66,159	66,140	20,359	10,951
7. 2017	XXX	XXX	XXX	XXX	XXX	55,136	65,514	66,442	67,399	67,646	19,603	10,620
8. 2018	XXX	XXX	XXX	XXX	XXX	XXX	55,204	63,172	64,801	65,361	18,682	9,210
9. 2019	XXX	XXX	XXX	XXX	XXX	XXX	XXX	44,650	53,266	55,026	15,520	8,453
10. 2020	XXX	XXX	XXX	XXX	XXX	XXX	XXX	XXX	70,027	82,459	18,621	9,622
11. 2021	XXX	XXX	XXX	XXX	XXX	XXX	XXX	XXX	XXX	64,599	14,383	10,328

SCHEDULE P - PART 3B - PRIVATE PASSENGER AUTO LIABILITY/MEDICAL

1. Prior	.000	2,095	2,957	3,435	3,710	3,755	3,759	3,759	3,766	3,796	162	0
2. 2012	2,653	5,021	6,071	6,381	6,518	6,577	6,589	6,591	6,596	6,621	671	918
3. 2013	XXX	2,045	4,852	6,013	6,669	6,982	7,136	7,221	7,374	7,374	636	827
4. 2014	XXX	XXX	1,519	3,517	4,659	5,034	5,233	5,272	5,310	5,314	542	509
5. 2015	XXX	XXX	XXX	1,784	3,899	5,234	5,524	5,742	6,122	6,141	531	518
6. 2016	XXX	XXX	XXX	XXX	1,440	4,499	5,828	6,277	6,392	6,414	456	514
7. 2017	XXX	XXX	XXX	XXX	XXX	1,898	4,335	6,048	6,672	7,069	376	510
8. 2018	XXX	XXX	XXX	XXX	XXX	XXX	1,595	3,663	4,820	5,107	247	130
9. 2019	XXX	XXX	XXX	XXX	XXX	XXX	XXX	1,735	4,646	5,832	299	160
10. 2020	XXX	XXX	XXX	XXX	XXX	XXX	XXX	XXX	1,785	4,350	186	111
11. 2021	XXX	XXX	XXX	XXX	XXX	XXX	XXX	XXX	XXX	2,008	170	80

SCHEDULE P - PART 3C - COMMERCIAL AUTO/TRUCK LIABILITY/MEDICAL

1. Prior	.000	715	1,058	1,381	1,381	1,381	1,381	1,386	1,386	1,386	235	0
2. 2012	269	419	598	1,103	1,126	1,126	1,126	1,126	1,126	1,126	631	233
3. 2013	XXX	295	460	578	667	676	691	702	702	702	700	296
4. 2014	XXX	XXX	230	810	824	936	978	980	980	980	840	396
5. 2015	XXX	XXX	XXX	269	574	759	905	1,046	1,083	1,093	1,422	716
6. 2016	XXX	XXX	XXX	XXX	361	1,150	1,441	2,047	2,118	2,146	1,739	931
7. 2017	XXX	XXX	XXX	XXX	XXX	205	467	607	810	895	1,433	655
8. 2018	XXX	XXX	XXX	XXX	XXX	XXX	211	498	600	707	505	281
9. 2019	XXX	XXX	XXX	XXX	XXX	XXX	XXX	202	674	878	251	165
10. 2020	XXX	XXX	XXX	XXX	XXX	XXX	XXX	XXX	257	758	116	55
11. 2021	XXX	XXX	XXX	XXX	XXX	XXX	XXX	XXX	XXX	314	67	25

**SCHEDULE P - PART 3D - WORKERS' COMPENSATION
(EXCLUDING EXCESS WORKERS' COMPENSATION)**

1. Prior	.000	0	0	0	0	0	0	0	0	0	0	0
2. 2012	0	0	0	0	0	0	0	0	0	0	0	0
3. 2013	XXX	0	0	0	0	0	0	0	0	0	125	6
4. 2014	XXX	XXX	0	0	0	0	0	0	0	0	507	15
5. 2015	XXX	XXX	XXX	0	0	0	0	0	0	0	546	42
6. 2016	XXX	XXX	XXX	XXX	0	0	0	0	0	0	610	48
7. 2017	XXX	XXX	XXX	XXX	XXX	0	0	0	0	0	670	55
8. 2018	XXX	XXX	XXX	XXX	XXX	XXX	0	0	0	0	589	65
9. 2019	XXX	XXX	XXX	XXX	XXX	XXX	XXX	0	0	0	314	39
10. 2020	XXX	XXX	XXX	XXX	XXX	XXX	XXX	XXX	0	0	167	38
11. 2021	XXX	XXX	XXX	XXX	XXX	XXX	XXX	XXX	XXX	0	40	9

SCHEDULE P - PART 3E - COMMERCIAL MULTIPLE PERIL

1. Prior	.000	3	54	65	105	243	226	203	213	282	136	0
2. 2012	1,771	2,025	2,103	2,137	2,160	2,166	2,413	2,431	2,430	2,437	295	181
3. 2013	XXX	2,906	4,088	4,225	4,272	4,440	4,442	4,443	4,443	4,443	294	423
4. 2014	XXX	XXX	3,909	5,650	6,158	6,371	6,487	6,496	6,496	6,496	484	348
5. 2015	XXX	XXX	XXX	3,664	4,672	4,958	5,963	5,978	5,978	5,979	552	298
6. 2016	XXX	XXX	XXX	XXX	4,134	5,712	5,925	6,147	6,331	6,436	653	375
7. 2017	XXX	XXX	XXX	XXX	XXX	4,806	6,039	6,623	6,695	6,912	517	322
8. 2018	XXX	XXX	XXX	XXX	XXX	XXX	3,088	3,962	4,173	4,567	350	288
9. 2019	XXX	XXX	XXX	XXX	XXX	XXX	XXX	4,649	5,276	5,565	267	212
10. 2020	XXX	XXX	XXX	XXX	XXX	XXX	XXX	XXX	3,863	4,653	217	155
11. 2021	XXX	XXX	XXX	XXX	XXX	XXX	XXX	XXX	XXX	4,975	120	63

ANNUAL STATEMENT FOR THE YEAR 2021 OF THE American Modern Home Insurance Co.

SCHEDULE P - PART 3F - SECTION 1 - MEDICAL PROFESSIONAL LIABILITY - OCCURRENCE

Years in Which Losses Were Incurred	CUMULATIVE PAID NET LOSSES AND DEFENSE AND COST CONTAINMENT EXPENSES REPORTED AT YEAR END (\$000 OMITTED)										11 Number of Claims Closed With Loss Payment	12 Number of Claims Closed Without Loss Payment	
	1	2	3	4	5	6	7	8	9	10			
	2012	2013	2014	2015	2016	2017	2018	2019	2020	2021			
1. Prior.....	.000	0	0	0	0	0	0	0	0	0	0	0	0
2. 2012.....	0	0	0	0	0	0	0	0	0	0	0	0	0
3. 2013.....	XXX	0	0	0	0	0	0	0	0	0	0	0	0
4. 2014.....	XXX	XXX	0	0	0	0	0	0	0	0	0	0	0
5. 2015.....	XXX	XXX	XXX	0	0	0	0	0	0	0	0	0	0
6. 2016.....	XXX	XXX	XXX	XXX	0	0	0	0	0	0	0	0	0
7. 2017.....	XXX	XXX	XXX	XXX	XXX	0	0	0	0	0	0	0	0
8. 2018.....	XXX	XXX	XXX	XXX	XXX	XXX	0	0	0	0	0	0	0
9. 2019.....	XXX	XXX	XXX	XXX	XXX	XXX	XXX	0	0	0	0	0	0
10. 2020.....	XXX	XXX	XXX	XXX	XXX	XXX	XXX	XXX	0	0	0	0	0
11. 2021.....	XXX	XXX	XXX	XXX	XXX	XXX	XXX	XXX	XXX	0	0	0	0

SCHEDULE P - PART 3F - SECTION 2 - MEDICAL PROFESSIONAL LIABILITY - CLAIMS-MADE

1. Prior.....	.000	0	0	0	0	0	0	0	0	0	0	0	0
2. 2012.....	0	0	0	0	0	0	0	0	0	0	0	0	0
3. 2013.....	XXX	0	0	0	0	0	0	0	0	0	0	0	0
4. 2014.....	XXX	XXX	0	0	0	0	0	0	0	0	0	0	0
5. 2015.....	XXX	XXX	XXX	0	0	0	0	0	0	0	0	0	0
6. 2016.....	XXX	XXX	XXX	XXX	0	0	0	0	0	0	0	0	0
7. 2017.....	XXX	XXX	XXX	XXX	XXX	0	0	0	0	0	0	0	0
8. 2018.....	XXX	XXX	XXX	XXX	XXX	XXX	0	0	0	0	0	0	0
9. 2019.....	XXX	XXX	XXX	XXX	XXX	XXX	XXX	0	0	0	0	0	0
10. 2020.....	XXX	XXX	XXX	XXX	XXX	XXX	XXX	XXX	0	0	0	0	0
11. 2021.....	XXX	XXX	XXX	XXX	XXX	XXX	XXX	XXX	XXX	0	0	0	0

SCHEDULE P - PART 3G - SPECIAL LIABILITY (OCEAN MARINE, AIRCRAFT (ALL PERILS), BOILER AND MACHINERY)

1. Prior.....	.000	.117	.149	.127	.127	.130	.130	.130	.130	.130	XXX	XXX
2. 2012.....	4,482	6,681	6,708	6,827	6,825	6,825	6,825	6,825	6,825	6,825	XXX	XXX
3. 2013.....	XXX	2,719	3,085	3,148	3,185	3,185	3,182	3,182	3,182	3,182	XXX	XXX
4. 2014.....	XXX	XXX	3,480	4,305	4,376	4,499	4,497	4,496	4,494	4,491	XXX	XXX
5. 2015.....	XXX	XXX	XXX	3,321	3,828	3,819	3,801	3,812	3,812	3,815	XXX	XXX
6. 2016.....	XXX	XXX	XXX	XXX	3,329	3,788	3,985	3,967	3,991	3,991	XXX	XXX
7. 2017.....	XXX	XXX	XXX	XXX	XXX	3,722	4,554	4,611	5,181	5,199	XXX	XXX
8. 2018.....	XXX	XXX	XXX	XXX	XXX	XXX	2,994	4,063	4,223	4,258	XXX	XXX
9. 2019.....	XXX	XXX	XXX	XXX	XXX	XXX	XXX	2,526	2,859	2,782	XXX	XXX
10. 2020.....	XXX	XXX	XXX	XXX	XXX	XXX	XXX	XXX	5,914	7,648	XXX	XXX
11. 2021.....	XXX	XXX	XXX	XXX	XXX	XXX	XXX	XXX	XXX	3,331	XXX	XXX

SCHEDULE P - PART 3H - SECTION 1 - OTHER LIABILITY - OCCURRENCE

1. Prior.....	.000	2,586	4,094	4,718	5,160	5,630	5,690	5,749	5,837	5,852	204	0
2. 2012.....	2,082	4,142	5,999	7,059	7,717	7,711	7,731	7,735	7,738	7,738	268	432
3. 2013.....	XXX	1,588	3,492	5,008	6,119	6,545	6,601	6,635	6,635	6,635	250	399
4. 2014.....	XXX	XXX	1,924	4,695	6,588	7,768	8,723	8,937	8,947	8,951	332	486
5. 2015.....	XXX	XXX	XXX	1,792	4,548	5,892	6,938	7,198	7,336	7,364	408	674
6. 2016.....	XXX	XXX	XXX	XXX	1,412	1,886	3,087	3,931	4,373	4,518	893	1,029
7. 2017.....	XXX	XXX	XXX	XXX	XXX	(201)	586	1,660	2,159	2,528	1,027	1,222
8. 2018.....	XXX	XXX	XXX	XXX	XXX	XXX	420	1,486	2,164	2,637	574	763
9. 2019.....	XXX	XXX	XXX	XXX	XXX	XXX	XXX	(34)	605	1,292	329	317
10. 2020.....	XXX	XXX	XXX	XXX	XXX	XXX	XXX	XXX	214	629	135	180
11. 2021.....	XXX	XXX	XXX	XXX	XXX	XXX	XXX	XXX	XXX	228	67	109

SCHEDULE P - PART 3H - SECTION 2 - OTHER LIABILITY - CLAIMS-MADE

1. Prior.....	.000	0	0	0	0	0	0	0	0	0	0	0
2. 2012.....	0	0	0	0	0	0	0	0	0	0	0	0
3. 2013.....	XXX	0	0	0	0	0	0	0	0	0	0	0
4. 2014.....	XXX	XXX	0	0	0	0	0	0	0	0	0	0
5. 2015.....	XXX	XXX	XXX	0	0	0	0	0	0	0	0	3
6. 2016.....	XXX	XXX	XXX	XXX	0	0	0	0	0	0	9	17
7. 2017.....	XXX	XXX	XXX	XXX	XXX	0	0	0	1	1	17	48
8. 2018.....	XXX	XXX	XXX	XXX	XXX	XXX	0	8	8	8	17	33
9. 2019.....	XXX	XXX	XXX	XXX	XXX	XXX	XXX	0	(11)	(11)	4	19
10. 2020.....	XXX	XXX	XXX	XXX	XXX	XXX	XXX	XXX	9	9	0	10
11. 2021.....	XXX	XXX	XXX	XXX	XXX	XXX	XXX	XXX	XXX	0	0	1

SCHEDULE P - PART 3I - SPECIAL PROPERTY (FIRE, ALLIED LINES, INLAND MARINE, EARTHQUAKE, BURGLARY, AND THEFT)

Years in Which Losses Were Incurred	CUMULATIVE PAID NET LOSSES AND DEFENSE AND COST CONTAINMENT EXPENSES REPORTED AT YEAR END (\$000 OMITTED)										11 Number of Claims Closed With Loss Payment	12 Number of Claims Closed Without Loss Payment
	1	2	3	4	5	6	7	8	9	10		
	2012	2013	2014	2015	2016	2017	2018	2019	2020	2021		
1. Prior	XXX	XXX	XXX	XXX	XXX	XXX	XXX	.000	8,617	10,165	XXX	XXX
2. 2020	XXX	XXX	XXX	XXX	XXX	XXX	XXX	XXX	66,189	74,881	XXX	XXX
3. 2021	XXX	XXX	XXX	XXX	XXX	XXX	XXX	XXX	XXX	69,763	XXX	XXX

SCHEDULE P - PART 3J - AUTO PHYSICAL DAMAGE

1. Prior	XXX	XXX	XXX	XXX	XXX	XXX	XXX	.000	903	1,062	.0	.0
2. 2020	XXX	XXX	XXX	XXX	XXX	XXX	XXX	XXX	15,850	16,960	2,538	512
3. 2021	XXX	XXX	XXX	XXX	XXX	XXX	XXX	XXX	XXX	21,134	2,885	375

SCHEDULE P - PART 3K - FIDELITY/SURETY

1. Prior	XXX	XXX	XXX	XXX	XXX	XXX	XXX	.000	.0	.0	XXX	XXX
2. 2020	XXX	XXX	XXX	XXX	XXX	XXX	XXX	XXX	.0	.0	XXX	XXX
3. 2021	XXX	XXX	XXX	XXX	XXX	XXX	XXX	XXX	XXX	0	XXX	XXX

SCHEDULE P - PART 3L - OTHER (INCLUDING CREDIT, ACCIDENT AND HEALTH)

1. Prior	XXX	XXX	XXX	XXX	XXX	XXX	XXX	.000	.0	.0	XXX	XXX
2. 2020	XXX	XXX	XXX	XXX	XXX	XXX	XXX	XXX	.0	.0	XXX	XXX
3. 2021	XXX	XXX	XXX	XXX	XXX	XXX	XXX	XXX	XXX	0	XXX	XXX

SCHEDULE P - PART 3M - INTERNATIONAL

1. Prior	.000	.0	.0	.0	.0	.0	.0	.0	.0	.0	XXX	XXX
2. 2012	.0	.0	.0	.0	.0	.0	.0	.0	.0	.0	XXX	XXX
3. 2013	XXX	.0	.0	.0	.0	.0	.0	.0	.0	.0	XXX	XXX
4. 2014	XXX	XXX	.0	.0	.0	.0	.0	.0	.0	.0	XXX	XXX
5. 2015	XXX	XXX	XXX	.0	.0	.0	.0	.0	.0	.0	XXX	XXX
6. 2016	XXX	XXX	XXX	XXX	.0	.0	.0	.0	.0	.0	XXX	XXX
7. 2017	XXX	XXX	XXX	XXX	XXX	.0	.0	.0	.0	.0	XXX	XXX
8. 2018	XXX	XXX	XXX	XXX	XXX	XXX	.0	.0	.0	.0	XXX	XXX
9. 2019	XXX	XXX	XXX	XXX	XXX	XXX	XXX	.0	.0	.0	XXX	XXX
10. 2020	XXX	XXX	XXX	XXX	XXX	XXX	XXX	XXX	.0	.0	XXX	XXX
11. 2021	XXX	XXX	XXX	XXX	XXX	XXX	XXX	XXX	XXX	0	XXX	XXX

**SCHEDULE P - PART 3N - REINSURANCE
NONPROPORTIONAL ASSUMED PROPERTY**

Years in Which Losses Were Incurred	CUMULATIVE PAID NET LOSSES AND DEFENSE AND COST CONTAINMENT EXPENSES REPORTED AT YEAR END (\$000 OMITTED)										11 Number of Claims Closed With Loss Payment	12 Number of Claims Closed Without Loss Payment	
	1	2	3	4	5	6	7	8	9	10			
	2012	2013	2014	2015	2016	2017	2018	2019	2020	2021			
1. Prior	.000	.0	.0	.0	.0	.0	.0	.0	.0	.0	.0	XXX	XXX
2. 2012	.0	.0	.0	.0	.0	.0	.0	.0	.0	.0	.0	XXX	XXX
3. 2013	XXX	.0	.0	.0	.0	.0	.0	.0	.0	.0	.0	XXX	XXX
4. 2014	XXX	XXX	.0	.0	.0	.0	.0	.0	.0	.0	.0	XXX	XXX
5. 2015	XXX	XXX	XXX	.0	.0	.0	.0	.0	.0	.0	.0	XXX	XXX
6. 2016	XXX	XXX	XXX	XXX	.0	.0	.0	.0	.0	.0	.0	XXX	XXX
7. 2017	XXX	XXX	XXX	XXX	XXX	.0	.0	.0	.0	.0	.0	XXX	XXX
8. 2018	XXX	XXX	XXX	XXX	XXX	XXX	.0	.0	.0	.0	.0	XXX	XXX
9. 2019	XXX	XXX	XXX	XXX	XXX	XXX	XXX	.0	.0	.0	.0	XXX	XXX
10. 2020	XXX	XXX	XXX	XXX	XXX	XXX	XXX	XXX	.0	.0	.0	XXX	XXX
11. 2021	XXX	XXX	XXX	XXX	XXX	XXX	XXX	XXX	XXX	XXX	0	XXX	XXX

**SCHEDULE P - PART 3O - REINSURANCE
NONPROPORTIONAL ASSUMED LIABILITY**

1. Prior	.000	.0	.0	.0	.0	.0	.0	.0	.0	.0	.0	XXX	XXX
2. 2012	.0	.0	.0	.0	.0	.0	.0	.0	.0	.0	.0	XXX	XXX
3. 2013	XXX	.0	.0	.0	.0	.0	.0	.0	.0	.0	.0	XXX	XXX
4. 2014	XXX	XXX	.0	.0	.0	.0	.0	.0	.0	.0	.0	XXX	XXX
5. 2015	XXX	XXX	XXX	.0	.0	.0	.0	.0	.0	.0	.0	XXX	XXX
6. 2016	XXX	XXX	XXX	XXX	.0	.0	.0	.0	.0	.0	.0	XXX	XXX
7. 2017	XXX	XXX	XXX	XXX	XXX	.0	.0	.0	.0	.0	.0	XXX	XXX
8. 2018	XXX	XXX	XXX	XXX	XXX	XXX	.0	.0	.0	.0	.0	XXX	XXX
9. 2019	XXX	XXX	XXX	XXX	XXX	XXX	XXX	.0	.0	.0	.0	XXX	XXX
10. 2020	XXX	XXX	XXX	XXX	XXX	XXX	XXX	XXX	.0	.0	.0	XXX	XXX
11. 2021	XXX	XXX	XXX	XXX	XXX	XXX	XXX	XXX	XXX	XXX	0	XXX	XXX

**SCHEDULE P - PART 3P - REINSURANCE
NONPROPORTIONAL ASSUMED FINANCIAL LINES**

1. Prior	.000	.0	.0	.0	.0	.0	.0	.0	.0	.0	.0	XXX	XXX
2. 2012	.0	.0	.0	.0	.0	.0	.0	.0	.0	.0	.0	XXX	XXX
3. 2013	XXX	.0	.0	.0	.0	.0	.0	.0	.0	.0	.0	XXX	XXX
4. 2014	XXX	XXX	.0	.0	.0	.0	.0	.0	.0	.0	.0	XXX	XXX
5. 2015	XXX	XXX	XXX	.0	.0	.0	.0	.0	.0	.0	.0	XXX	XXX
6. 2016	XXX	XXX	XXX	XXX	.0	.0	.0	.0	.0	.0	.0	XXX	XXX
7. 2017	XXX	XXX	XXX	XXX	XXX	.0	.0	.0	.0	.0	.0	XXX	XXX
8. 2018	XXX	XXX	XXX	XXX	XXX	XXX	.0	.0	.0	.0	.0	XXX	XXX
9. 2019	XXX	XXX	XXX	XXX	XXX	XXX	XXX	.0	.0	.0	.0	XXX	XXX
10. 2020	XXX	XXX	XXX	XXX	XXX	XXX	XXX	XXX	.0	.0	.0	XXX	XXX
11. 2021	XXX	XXX	XXX	XXX	XXX	XXX	XXX	XXX	XXX	XXX	0	XXX	XXX

ANNUAL STATEMENT FOR THE YEAR 2021 OF THE American Modern Home Insurance Co.
SCHEDULE P - PART 3R - SECTION 1 - PRODUCTS LIABILITY - OCCURRENCE

Years in Which Losses Were Incurred	CUMULATIVE PAID NET LOSSES AND DEFENSE AND COST CONTAINMENT EXPENSES REPORTED AT YEAR END (\$000 OMITTED)										11 Number of Claims Closed With Loss Payment	12 Number of Claims Closed Without Loss Payment	
	1	2	3	4	5	6	7	8	9	10			
	2012	2013	2014	2015	2016	2017	2018	2019	2020	2021			
1. Prior	.000	.0	.0	.0	.0	.0	.0	.0	.0	.0	.0	.0	.0
2. 2012	.0	.0	.0	.0	.0	.0	.0	.0	.0	.0	.0	.0	.0
3. 2013	XXX	.0	.0	.0	.0	.0	.0	.0	.0	.0	.0	.0	.0
4. 2014	XXX	XXX	.0	.0	.0	.0	.0	.0	.0	.0	.0	.0	.0
5. 2015	XXX	XXX	XXX	.0	.0	.0	.0	.0	.0	.0	.0	.0	.0
6. 2016	XXX	XXX	XXX	XXX	.0	.0	.0	.0	.0	.0	.0	.0	.0
7. 2017	XXX	XXX	XXX	XXX	XXX	.0	.0	.0	.0	.0	.0	.0	.0
8. 2018	XXX	XXX	XXX	XXX	XXX	XXX	.0	.0	.0	.0	.0	.0	.0
9. 2019	XXX	XXX	XXX	XXX	XXX	XXX	XXX	.0	.0	.0	.0	.0	.0
10. 2020	XXX	XXX	XXX	XXX	XXX	XXX	XXX	XXX	.0	.0	.0	.0	.0
11. 2021	XXX	XXX	XXX	XXX	XXX	XXX	XXX	XXX	XXX	.0	.0	.0	.0

SCHEDULE P - PART 3R - SECTION 2 - PRODUCTS LIABILITY - CLAIMS-MADE

1. Prior	.000	.0	.0	.0	.0	.0	.0	.0	.0	.0	.0	.0	.0
2. 2012	.0	.0	.0	.0	.0	.0	.0	.0	.0	.0	.0	.0	.0
3. 2013	XXX	.0	.0	.0	.0	.0	.0	.0	.0	.0	.0	.0	.0
4. 2014	XXX	XXX	.0	.0	.0	.0	.0	.0	.0	.0	.0	.0	.0
5. 2015	XXX	XXX	XXX	.0	.0	.0	.0	.0	.0	.0	.0	.0	.0
6. 2016	XXX	XXX	XXX	XXX	.0	.0	.0	.0	.0	.0	.0	.0	.0
7. 2017	XXX	XXX	XXX	XXX	XXX	.0	.0	.0	.0	.0	.0	.0	.0
8. 2018	XXX	XXX	XXX	XXX	XXX	XXX	.0	.0	.0	.0	.0	.0	.0
9. 2019	XXX	XXX	XXX	XXX	XXX	XXX	XXX	.0	.0	.0	.0	.0	.0
10. 2020	XXX	XXX	XXX	XXX	XXX	XXX	XXX	XXX	.0	.0	.0	.0	.0
11. 2021	XXX	XXX	XXX	XXX	XXX	XXX	XXX	XXX	XXX	.0	.0	.0	.0

SCHEDULE P - PART 3S - FINANCIAL GUARANTY/MORTGAGE GUARANTY

1. Prior	XXX	XXX	XXX	XXX	XXX	XXX	XXX	.000	.0	.0	XXX	XXX
2. 2020	XXX	XXX	XXX	XXX	XXX	XXX	XXX	XXX	.0	.0	XXX	XXX
3. 2021	XXX	XXX	XXX	XXX	XXX	XXX	XXX	XXX	XXX	.0	XXX	XXX

SCHEDULE P - PART 3T - WARRANTY

1. Prior	XXX	XXX	XXX	XXX	XXX	XXX	XXX	.000	10	10	.1	.0
2. 2020	XXX	XXX	XXX	XXX	XXX	XXX	XXX	XXX	.0	.0	.0	.0
3. 2021	XXX	XXX	XXX	XXX	XXX	XXX	XXX	XXX	XXX	.0	.0	.0

ANNUAL STATEMENT FOR THE YEAR 2021 OF THE American Modern Home Insurance Co.

SCHEDULE P - PART 4A - HOMEOWNERS/FAROWNERS

Years in Which Losses Were Incurred	BULK AND IBNR RESERVES ON NET LOSSES AND DEFENSE AND COST CONTAINMENT EXPENSES REPORTED AT YEAR END (\$000 OMITTED)									
	1	2	3	4	5	6	7	8	9	10
	2012	2013	2014	2015	2016	2017	2018	2019	2020	2021
1. Prior.....	578	151	11	98	24	2	0	0	4	0
2. 2012.....	2,713	463	(67)	25	17	2	1	0	5	0
3. 2013.....	XXX	2,945	223	200	28	5	1	0	6	0
4. 2014.....	XXX	XXX	3,283	881	115	157	12	5	15	4
5. 2015.....	XXX	XXX	XXX	3,323	603	132	37	15	17	3
6. 2016.....	XXX	XXX	XXX	XXX	4,237	657	73	68	17	5
7. 2017.....	XXX	XXX	XXX	XXX	XXX	3,399	616	198	55	20
8. 2018.....	XXX	XXX	XXX	XXX	XXX	XXX	2,287	506	165	88
9. 2019.....	XXX	XXX	XXX	XXX	XXX	XXX	XXX	3,036	592	328
10. 2020.....	XXX	XXX	XXX	XXX	XXX	XXX	XXX	XXX	4,604	1,575
11. 2021.....	XXX	XXX	XXX	XXX	XXX	XXX	XXX	XXX	XXX	5,311

SCHEDULE P - PART 4B - PRIVATE PASSENGER AUTO LIABILITY/MEDICAL

1. Prior.....	393	6	(18)	(41)	2	0	0	0	0	0
2. 2012.....	826	6	(72)	(106)	(9)	4	0	1	2	0
3. 2013.....	XXX	1,125	334	(122)	(36)	16	16	19	1	0
4. 2014.....	XXX	XXX	1,588	200	(4)	54	10	30	24	2
5. 2015.....	XXX	XXX	XXX	1,178	150	143	70	59	42	19
6. 2016.....	XXX	XXX	XXX	XXX	715	569	310	125	77	22
7. 2017.....	XXX	XXX	XXX	XXX	XXX	1,439	609	224	131	41
8. 2018.....	XXX	XXX	XXX	XXX	XXX	XXX	1,312	428	155	46
9. 2019.....	XXX	XXX	XXX	XXX	XXX	XXX	XXX	1,342	434	113
10. 2020.....	XXX	XXX	XXX	XXX	XXX	XXX	XXX	XXX	1,295	499
11. 2021.....	XXX	XXX	XXX	XXX	XXX	XXX	XXX	XXX	XXX	2,346

SCHEDULE P - PART 4C - COMMERCIAL AUTO/TRUCK LIABILITY/MEDICAL

1. Prior.....	(54)	222	15	4	0	0	0	0	0	0
2. 2012.....	92	130	18	43	0	0	0	0	0	0
3. 2013.....	XXX	218	43	55	1	2	1	0	0	0
4. 2014.....	XXX	XXX	443	343	65	15	1	0	0	0
5. 2015.....	XXX	XXX	XXX	728	265	128	26	1	0	0
6. 2016.....	XXX	XXX	XXX	XXX	599	476	171	48	3	3
7. 2017.....	XXX	XXX	XXX	XXX	XXX	616	253	101	32	2
8. 2018.....	XXX	XXX	XXX	XXX	XXX	XXX	509	252	117	19
9. 2019.....	XXX	XXX	XXX	XXX	XXX	XXX	XXX	303	187	88
10. 2020.....	XXX	XXX	XXX	XXX	XXX	XXX	XXX	XXX	227	130
11. 2021.....	XXX	XXX	XXX	XXX	XXX	XXX	XXX	XXX	XXX	317

**SCHEDULE P - PART 4D - WORKERS' COMPENSATION
(EXCLUDING EXCESS WORKERS' COMPENSATION)**

1. Prior.....	0	0	0	0	0	0	0	0	0	0
2. 2012.....	0	0	0	0	0	0	0	0	0	0
3. 2013.....	XXX	0	0	0	0	0	0	0	0	0
4. 2014.....	XXX	XXX	0	0	0	0	0	0	0	0
5. 2015.....	XXX	XXX	XXX	0	0	0	0	0	0	0
6. 2016.....	XXX	XXX	XXX	XXX	0	0	0	0	0	0
7. 2017.....	XXX	XXX	XXX	XXX	XXX	0	0	0	0	0
8. 2018.....	XXX	XXX	XXX	XXX	XXX	XXX	0	0	0	0
9. 2019.....	XXX	XXX	XXX	XXX	XXX	XXX	XXX	0	0	0
10. 2020.....	XXX	XXX	XXX	XXX	XXX	XXX	XXX	XXX	0	0
11. 2021.....	XXX	XXX	XXX	XXX	XXX	XXX	XXX	XXX	XXX	0

SCHEDULE P - PART 4E - COMMERCIAL MULTIPLE PERIL

1. Prior.....	50	2	(2)	1	0	0	0	(5)	0	0
2. 2012.....	357	59	(7)	14	5	5	0	19	0	0
3. 2013.....	XXX	508	68	74	108	17	0	27	9	0
4. 2014.....	XXX	XXX	923	355	165	89	19	37	29	0
5. 2015.....	XXX	XXX	XXX	1,030	559	409	267	94	107	5
6. 2016.....	XXX	XXX	XXX	XXX	1,029	450	249	67	47	12
7. 2017.....	XXX	XXX	XXX	XXX	XXX	974	656	197	69	29
8. 2018.....	XXX	XXX	XXX	XXX	XXX	XXX	1,197	526	98	124
9. 2019.....	XXX	XXX	XXX	XXX	XXX	XXX	XXX	1,426	666	93
10. 2020.....	XXX	XXX	XXX	XXX	XXX	XXX	XXX	XXX	1,104	557
11. 2021.....	XXX	XXX	XXX	XXX	XXX	XXX	XXX	XXX	XXX	1,127

SCHEDULE P - PART 4F - SECTION 1 - MEDICAL PROFESSIONAL LIABILITY - OCCURRENCE

Years in Which Losses Were Incurred	BULK AND IBNR RESERVES ON NET LOSSES AND DEFENSE AND COST CONTAINMENT EXPENSES REPORTED AT YEAR END (\$000 OMITTED)									
	1	2	3	4	5	6	7	8	9	10
	2012	2013	2014	2015	2016	2017	2018	2019	2020	2021
1. Prior.....	0	0	0	0	0	0	0	0	0	0
2. 2012.....	0	0	0	0	0	0	0	0	0	0
3. 2013.....	XXX	0	0	0	0	0	0	0	0	0
4. 2014.....	XXX	XXX	0	0	0	0	0	0	0	0
5. 2015.....	XXX	XXX	XXX	0	0	0	0	0	0	0
6. 2016.....	XXX	XXX	XXX	XXX	0	0	0	0	0	0
7. 2017.....	XXX	XXX	XXX	XXX	XXX	0	0	0	0	0
8. 2018.....	XXX	XXX	XXX	XXX	XXX	XXX	0	0	0	0
9. 2019.....	XXX	XXX	XXX	XXX	XXX	XXX	XXX	0	0	0
10. 2020.....	XXX	XXX	XXX	XXX	XXX	XXX	XXX	XXX	0	0
11. 2021.....	XXX	XXX	XXX	XXX	XXX	XXX	XXX	XXX	XXX	0

SCHEDULE P - PART 4F - SECTION 2 - MEDICAL PROFESSIONAL LIABILITY - CLAIMS-MADE

1. Prior.....	0	0	0	0	0	0	0	0	0	0
2. 2012.....	0	0	0	0	0	0	0	0	0	0
3. 2013.....	XXX	0	0	0	0	0	0	0	0	0
4. 2014.....	XXX	XXX	0	0	0	0	0	0	0	0
5. 2015.....	XXX	XXX	XXX	0	0	0	0	0	0	0
6. 2016.....	XXX	XXX	XXX	XXX	0	0	0	0	0	0
7. 2017.....	XXX	XXX	XXX	XXX	XXX	0	0	0	0	0
8. 2018.....	XXX	XXX	XXX	XXX	XXX	XXX	0	0	0	0
9. 2019.....	XXX	XXX	XXX	XXX	XXX	XXX	XXX	0	0	0
10. 2020.....	XXX	XXX	XXX	XXX	XXX	XXX	XXX	XXX	0	0
11. 2021.....	XXX	XXX	XXX	XXX	XXX	XXX	XXX	XXX	XXX	0

SCHEDULE P - PART 4G - SPECIAL LIABILITY (OCEAN MARINE, AIRCRAFT (ALL PERILS), BOILER AND MACHINERY)

1. Prior.....	19	14	4	0	0	1	0	0	0	0
2. 2012.....	(3)	349	105	31	0	0	0	0	0	0
3. 2013.....	XXX	194	(9)	0	0	0	0	0	0	0
4. 2014.....	XXX	XXX	205	25	4	0	0	0	0	0
5. 2015.....	XXX	XXX	XXX	186	18	0	0	0	0	0
6. 2016.....	XXX	XXX	XXX	XXX	60	16	1	0	0	0
7. 2017.....	XXX	XXX	XXX	XXX	XXX	58	106	14	0	0
8. 2018.....	XXX	XXX	XXX	XXX	XXX	XXX	133	28	2	1
9. 2019.....	XXX	XXX	XXX	XXX	XXX	XXX	XXX	221	21	3
10. 2020.....	XXX	XXX	XXX	XXX	XXX	XXX	XXX	XXX	327	56
11. 2021.....	XXX	XXX	XXX	XXX	XXX	XXX	XXX	XXX	XXX	278

SCHEDULE P - PART 4H - SECTION 1 - OTHER LIABILITY - OCCURRENCE

1. Prior.....	2,465	74	(152)	957	932	895	892	819	276	376
2. 2012.....	4,624	675	(455)	(247)	(131)	14	2	47	18	0
3. 2013.....	XXX	2,425	398	(9)	152	19	3	18	19	0
4. 2014.....	XXX	XXX	2,648	1,042	355	143	27	15	38	11
5. 2015.....	XXX	XXX	XXX	2,357	870	261	136	27	39	7
6. 2016.....	XXX	XXX	XXX	XXX	1,687	472	183	51	23	4
7. 2017.....	XXX	XXX	XXX	XXX	XXX	1,090	378	89	60	12
8. 2018.....	XXX	XXX	XXX	XXX	XXX	XXX	833	334	109	33
9. 2019.....	XXX	XXX	XXX	XXX	XXX	XXX	XXX	1,160	423	194
10. 2020.....	XXX	XXX	XXX	XXX	XXX	XXX	XXX	XXX	1,009	606
11. 2021.....	XXX	XXX	XXX	XXX	XXX	XXX	XXX	XXX	XXX	973

SCHEDULE P - PART 4H - SECTION 2 - OTHER LIABILITY - CLAIMS-MADE

1. Prior.....	0	0	0	0	0	0	0	0	0	0
2. 2012.....	0	0	0	0	0	0	0	0	0	0
3. 2013.....	XXX	0	0	0	0	0	0	0	0	0
4. 2014.....	XXX	XXX	0	0	0	0	0	0	0	0
5. 2015.....	XXX	XXX	XXX	0	0	0	0	0	0	0
6. 2016.....	XXX	XXX	XXX	XXX	0	0	0	0	0	0
7. 2017.....	XXX	XXX	XXX	XXX	XXX	0	0	0	0	0
8. 2018.....	XXX	XXX	XXX	XXX	XXX	XXX	0	0	0	0
9. 2019.....	XXX	XXX	XXX	XXX	XXX	XXX	XXX	0	0	0
10. 2020.....	XXX	XXX	XXX	XXX	XXX	XXX	XXX	XXX	0	0
11. 2021.....	XXX	XXX	XXX	XXX	XXX	XXX	XXX	XXX	XXX	0

SCHEDULE P - PART 4I - SPECIAL PROPERTY (FIRE, ALLIED LINES, INLAND MARINE, EARTHQUAKE, BURGLARY, AND THEFT)

Years in Which Losses Were Incurred	BULK AND IBNR RESERVES ON NET LOSSES AND DEFENSE AND COST CONTAINMENT EXPENSES REPORTED AT YEAR END (\$000 OMITTED)									
	1	2	3	4	5	6	7	8	9	10
	2012	2013	2014	2015	2016	2017	2018	2019	2020	2021
1. Prior	XXX	XXX	XXX	XXX	XXX	XXX	XXX	4,876	313	208
2. 2020	XXX	XXX	XXX	XXX	XXX	XXX	XXX	XXX	6,597	609
3. 2021	XXX	XXX	XXX	XXX	XXX	XXX	XXX	XXX	XXX	8,924

SCHEDULE P - PART 4J - AUTO PHYSICAL DAMAGE

1. Prior	XXX	XXX	XXX	XXX	XXX	XXX	XXX	142	368	32
2. 2020	XXX	XXX	XXX	XXX	XXX	XXX	XXX	XXX	98	74
3. 2021	XXX	XXX	XXX	XXX	XXX	XXX	XXX	XXX	XXX	129

SCHEDULE P - PART 4K - FIDELITY/SURETY

1. Prior	XXX	XXX	XXX	XXX	XXX	XXX	XXX	0	0	0
2. 2020	XXX	XXX	XXX	XXX	XXX	XXX	XXX	XXX	0	0
3. 2021	XXX	XXX	XXX	XXX	XXX	XXX	XXX	XXX	XXX	0

SCHEDULE P - PART 4L - OTHER (INCLUDING CREDIT, ACCIDENT AND HEALTH)

1. Prior	XXX	XXX	XXX	XXX	XXX	XXX	XXX	0	0	0
2. 2020	XXX	XXX	XXX	XXX	XXX	XXX	XXX	XXX	0	0
3. 2021	XXX	XXX	XXX	XXX	XXX	XXX	XXX	XXX	XXX	0

SCHEDULE P - PART 4M - INTERNATIONAL

1. Prior	0	0	0	0	0	0	0	0	0	0
2. 2012	0	0	0	0	0	0	0	0	0	0
3. 2013	XXX	0	0	0	0	0	0	0	0	0
4. 2014	XXX	XXX	0	0	0	0	0	0	0	0
5. 2015	XXX	XXX	XXX	0	0	0	0	0	0	0
6. 2016	XXX	XXX	XXX	XXX	0	0	0	0	0	0
7. 2017	XXX	XXX	XXX	XXX	XXX	0	0	0	0	0
8. 2018	XXX	XXX	XXX	XXX	XXX	XXX	0	0	0	0
9. 2019	XXX	XXX	XXX	XXX	XXX	XXX	XXX	0	0	0
10. 2020	XXX	XXX	XXX	XXX	XXX	XXX	XXX	XXX	0	0
11. 2021	XXX	XXX	XXX	XXX	XXX	XXX	XXX	XXX	XXX	0

ANNUAL STATEMENT FOR THE YEAR 2021 OF THE American Modern Home Insurance Co.

**SCHEDULE P - PART 4N - REINSURANCE
NONPROPORTIONAL ASSUMED PROPERTY**

Years in Which Losses Were Incurred	BULK AND IBNR RESERVES ON NET LOSSES AND DEFENSE AND COST CONTAINMENT EXPENSES REPORTED AT YEAR END (\$000 OMITTED)									
	1	2	3	4	5	6	7	8	9	10
	2012	2013	2014	2015	2016	2017	2018	2019	2020	2021
1. Prior	.0	.0	.0	.0	.0	.0	.0	.0	.0	.0
2. 2012	.0	.0	.0	.0	.0	.0	.0	.0	.0	.0
3. 2013	XXX	.0	.0	.0	.0	.0	.0	.0	.0	.0
4. 2014	XXX	XXX	.0	.0	.0	.0	.0	.0	.0	.0
5. 2015	XXX	XXX	XXX	.0	.0	.0	.0	.0	.0	.0
6. 2016	XXX	XXX	XXX	XXX	.0	.0	.0	.0	.0	.0
7. 2017	XXX	XXX	XXX	XXX	XXX	.0	.0	.0	.0	.0
8. 2018	XXX	XXX	XXX	XXX	XXX	XXX	.0	.0	.0	.0
9. 2019	XXX	XXX	XXX	XXX	XXX	XXX	XXX	.0	.0	.0
10. 2020	XXX	XXX	XXX	XXX	XXX	XXX	XXX	XXX	.0	.0
11. 2021	XXX	XXX	XXX	XXX	XXX	XXX	XXX	XXX	XXX	.0

**SCHEDULE P - PART 4O - REINSURANCE
NONPROPORTIONAL ASSUMED LIABILITY**

1. Prior	.0	.0	.0	.0	.0	.0	.0	.0	.0	.0
2. 2012	.0	.0	.0	.0	.0	.0	.0	.0	.0	.0
3. 2013	XXX	.0	.0	.0	.0	.0	.0	.0	.0	.0
4. 2014	XXX	XXX	.0	.0	.0	.0	.0	.0	.0	.0
5. 2015	XXX	XXX	XXX	.0	.0	.0	.0	.0	.0	.0
6. 2016	XXX	XXX	XXX	XXX	.0	.0	.0	.0	.0	.0
7. 2017	XXX	XXX	XXX	XXX	XXX	.0	.0	.0	.0	.0
8. 2018	XXX	XXX	XXX	XXX	XXX	XXX	.0	.0	.0	.0
9. 2019	XXX	XXX	XXX	XXX	XXX	XXX	XXX	.0	.0	.0
10. 2020	XXX	XXX	XXX	XXX	XXX	XXX	XXX	XXX	.0	.0
11. 2021	XXX	XXX	XXX	XXX	XXX	XXX	XXX	XXX	XXX	.0

**SCHEDULE P - PART 4P - REINSURANCE
NONPROPORTIONAL ASSUMED FINANCIAL LINES**

1. Prior	.0	.0	.0	.0	.0	.0	.0	.0	.0	.0
2. 2012	.0	.0	.0	.0	.0	.0	.0	.0	.0	.0
3. 2013	XXX	.0	.0	.0	.0	.0	.0	.0	.0	.0
4. 2014	XXX	XXX	.0	.0	.0	.0	.0	.0	.0	.0
5. 2015	XXX	XXX	XXX	.0	.0	.0	.0	.0	.0	.0
6. 2016	XXX	XXX	XXX	XXX	.0	.0	.0	.0	.0	.0
7. 2017	XXX	XXX	XXX	XXX	XXX	.0	.0	.0	.0	.0
8. 2018	XXX	XXX	XXX	XXX	XXX	XXX	.0	.0	.0	.0
9. 2019	XXX	XXX	XXX	XXX	XXX	XXX	XXX	.0	.0	.0
10. 2020	XXX	XXX	XXX	XXX	XXX	XXX	XXX	XXX	.0	.0
11. 2021	XXX	XXX	XXX	XXX	XXX	XXX	XXX	XXX	XXX	.0

ANNUAL STATEMENT FOR THE YEAR 2021 OF THE American Modern Home Insurance Co.
SCHEDULE P - PART 4R - SECTION 1 - PRODUCTS LIABILITY - OCCURRENCE

Years in Which Losses Were Incurred	BULK AND IBNR RESERVES ON NET LOSSES AND DEFENSE AND COST CONTAINMENT EXPENSES REPORTED AT YEAR END (\$000 OMITTED)									
	1	2	3	4	5	6	7	8	9	10
	2012	2013	2014	2015	2016	2017	2018	2019	2020	2021
1. Prior	.0	.0	.0	.0	.0	.0	.0	.0	.0	.0
2. 2012	.0	.0	.0	.0	.0	.0	.0	.0	.0	.0
3. 2013	.XXX	.0	.0	.0	.0	.0	.0	.0	.0	.0
4. 2014	.XXX	.XXX	.0	.0	.0	.0	.0	.0	.0	.0
5. 2015	.XXX	.XXX	.XXX	.0	.0	.0	.0	.0	.0	.0
6. 2016	.XXX	.XXX	.XXX	.XXX	.0	.0	.0	.0	.0	.0
7. 2017	.XXX	.XXX	.XXX	.XXX	.XXX	.0	.0	.0	.0	.0
8. 2018	.XXX	.XXX	.XXX	.XXX	.XXX	.XXX	.0	.0	.0	.0
9. 2019	.XXX	.XXX	.XXX	.XXX	.XXX	.XXX	.XXX	.0	.0	.0
10. 2020	.XXX	.XXX	.XXX	.XXX	.XXX	.XXX	.XXX	.XXX	.0	.0
11. 2021	.XXX	.XXX	.XXX	.XXX	.XXX	.XXX	.XXX	.XXX	.XXX	.0

SCHEDULE P - PART 4R - SECTION 2 - PRODUCTS LIABILITY - CLAIMS-MADE

1. Prior	.0	.0	.0	.0	.0	.0	.0	.0	.0	.0
2. 2012	.0	.0	.0	.0	.0	.0	.0	.0	.0	.0
3. 2013	.XXX	.0	.0	.0	.0	.0	.0	.0	.0	.0
4. 2014	.XXX	.XXX	.0	.0	.0	.0	.0	.0	.0	.0
5. 2015	.XXX	.XXX	.XXX	.0	.0	.0	.0	.0	.0	.0
6. 2016	.XXX	.XXX	.XXX	.XXX	.0	.0	.0	.0	.0	.0
7. 2017	.XXX	.XXX	.XXX	.XXX	.XXX	.0	.0	.0	.0	.0
8. 2018	.XXX	.XXX	.XXX	.XXX	.XXX	.XXX	.0	.0	.0	.0
9. 2019	.XXX	.XXX	.XXX	.XXX	.XXX	.XXX	.XXX	.0	.0	.0
10. 2020	.XXX	.XXX	.XXX	.XXX	.XXX	.XXX	.XXX	.XXX	.0	.0
11. 2021	.XXX	.XXX	.XXX	.XXX	.XXX	.XXX	.XXX	.XXX	.XXX	.0

SCHEDULE P - PART 4S - FINANCIAL GUARANTY/MORTGAGE GUARANTY

1. Prior	.XXX	.XXX	.XXX	.XXX	.XXX	.XXX	.XXX	.0	.0	.0
2. 2020	.XXX	.XXX	.XXX	.XXX	.XXX	.XXX	.XXX	.XXX	.0	.0
3. 2021	.XXX	.XXX	.XXX	.XXX	.XXX	.XXX	.XXX	.XXX	.XXX	.0

SCHEDULE P - PART 4T - WARRANTY

1. Prior	.XXX	.XXX	.XXX	.XXX	.XXX	.XXX	.XXX	.6	.0	.0
2. 2020	.XXX	.XXX	.XXX	.XXX	.XXX	.XXX	.XXX	.XXX	.0	.0
3. 2021	.XXX	.XXX	.XXX	.XXX	.XXX	.XXX	.XXX	.XXX	.XXX	.0

ANNUAL STATEMENT FOR THE YEAR 2021 OF THE American Modern Home Insurance Co.

SCHEDULE P - PART 5A - HOMEOWNERS/FARMOWNERS

SECTION 1

Years in Which Premiums Were Earned and Losses Were Incurred	CUMULATIVE NUMBER OF CLAIMS CLOSED WITH LOSS PAYMENT DIRECT AND ASSUMED AT YEAR END									
	1	2	3	4	5	6	7	8	9	10
	2012	2013	2014	2015	2016	2017	2018	2019	2020	2021
1. Prior	3,573	321	234	184	166	82	4	2	2	1
2. 2012	21,788	24,591	24,804	24,893	24,951	24,994	24,999	25,001	25,003	25,003
3. 2013	XXX	16,922	18,978	19,171	19,261	19,304	19,308	19,310	19,311	19,311
4. 2014	XXX	XXX	16,430	18,533	18,721	18,784	18,803	18,812	18,816	18,819
5. 2015	XXX	XXX	XXX	15,728	18,244	18,560	18,603	18,622	18,630	18,635
6. 2016	XXX	XXX	XXX	XXX	17,132	20,103	20,277	20,330	20,354	20,359
7. 2017	XXX	XXX	XXX	XXX	XXX	17,015	19,284	19,523	19,578	19,603
8. 2018	XXX	XXX	XXX	XXX	XXX	XXX	15,542	18,354	18,608	18,682
9. 2019	XXX	XXX	XXX	XXX	XXX	XXX	XXX	13,130	15,292	15,520
10. 2020	XXX	XXX	XXX	XXX	XXX	XXX	XXX	XXX	15,983	18,621
11. 2021	XXX	XXX	XXX	XXX	XXX	XXX	XXX	XXX	XXX	14,383

SECTION 2

Years in Which Premiums Were Earned and Losses Were Incurred	NUMBER OF CLAIMS OUTSTANDING DIRECT AND ASSUMED AT YEAR END									
	1	2	3	4	5	6	7	8	9	10
	2012	2013	2014	2015	2016	2017	2018	2019	2020	2021
1. Prior	2,112	100	38	26	16	11	5	1	1	2
2. 2012	2,112	169	63	35	11	8	2	1	0	0
3. 2013	XXX	1,431	116	55	16	7	0	0	0	0
4. 2014	XXX	XXX	1,288	124	37	14	3	3	4	3
5. 2015	XXX	XXX	XXX	1,455	136	53	14	8	6	5
6. 2016	XXX	XXX	XXX	XXX	1,620	142	35	14	7	3
7. 2017	XXX	XXX	XXX	XXX	XXX	1,371	108	46	26	10
8. 2018	XXX	XXX	XXX	XXX	XXX	XXX	1,615	156	58	24
9. 2019	XXX	XXX	XXX	XXX	XXX	XXX	XXX	1,100	92	41
10. 2020	XXX	XXX	XXX	XXX	XXX	XXX	XXX	XXX	1,583	162
11. 2021	XXX	XXX	XXX	XXX	XXX	XXX	XXX	XXX	XXX	1,199

SECTION 3

Years in Which Premiums Were Earned and Losses Were Incurred	CUMULATIVE NUMBER OF CLAIMS REPORTED DIRECT AND ASSUMED AT YEAR END									
	1	2	3	4	5	6	7	8	9	10
	2012	2013	2014	2015	2016	2017	2018	2019	2020	2021
1. Prior	5,254	(1,508)	260	232	190	93	11	10	13	8
2. 2012	34,898	37,190	37,446	37,579	37,644	37,695	37,703	37,711	37,716	37,717
3. 2013	XXX	27,841	29,606	29,900	30,002	30,053	30,062	30,072	30,078	30,081
4. 2014	XXX	XXX	26,496	28,680	28,908	28,989	29,029	29,062	29,076	29,087
5. 2015	XXX	XXX	XXX	26,662	29,184	29,524	29,594	29,639	29,667	29,678
6. 2016	XXX	XXX	XXX	XXX	28,114	30,921	31,140	31,231	31,293	31,312
7. 2017	XXX	XXX	XXX	XXX	XXX	27,453	29,663	30,046	30,181	30,232
8. 2018	XXX	XXX	XXX	XXX	XXX	XXX	24,726	27,408	27,810	27,917
9. 2019	XXX	XXX	XXX	XXX	XXX	XXX	XXX	21,330	23,648	24,014
10. 2020	XXX	XXX	XXX	XXX	XXX	XXX	XXX	XXX	25,695	28,405
11. 2021	XXX	XXX	XXX	XXX	XXX	XXX	XXX	XXX	XXX	25,911

ANNUAL STATEMENT FOR THE YEAR 2021 OF THE American Modern Home Insurance Co.
SCHEDULE P - PART 5B - PRIVATE PASSENGER AUTO LIABILITY/MEDICAL
SECTION 1

Years in Which Premiums Were Earned and Losses Were Incurred	CUMULATIVE NUMBER OF CLAIMS CLOSED WITH LOSS PAYMENT DIRECT AND ASSUMED AT YEAR END									
	1	2	3	4	5	6	7	8	9	10
	2012	2013	2014	2015	2016	2017	2018	2019	2020	2021
1. Prior	328	92	39	11	12	5	1	1	0	0
2. 2012	365	583	636	651	665	670	670	670	670	671
3. 2013	XXX	354	565	602	620	630	633	634	636	636
4. 2014	XXX	XXX	293	489	529	538	541	542	542	542
5. 2015	XXX	XXX	XXX	279	473	518	526	528	530	531
6. 2016	XXX	XXX	XXX	XXX	238	421	447	455	456	456
7. 2017	XXX	XXX	XXX	XXX	XXX	228	333	363	372	376
8. 2018	XXX	XXX	XXX	XXX	XXX	XXX	99	212	238	247
9. 2019	XXX	XXX	XXX	XXX	XXX	XXX	XXX	157	272	299
10. 2020	XXX	XXX	XXX	XXX	XXX	XXX	XXX	XXX	113	186
11. 2021	XXX	XXX	XXX	XXX	XXX	XXX	XXX	XXX	XXX	170

SECTION 2

Years in Which Premiums Were Earned and Losses Were Incurred	NUMBER OF CLAIMS OUTSTANDING DIRECT AND ASSUMED AT YEAR END									
	1	2	3	4	5	6	7	8	9	10
	2012	2013	2014	2015	2016	2017	2018	2019	2020	2021
1. Prior	141	61	16	11	4	3	1	0	0	1
2. 2012	317	76	22	14	4	1	0	0	0	0
3. 2013	XXX	294	52	29	12	10	3	1	0	0
4. 2014	XXX	XXX	259	48	19	8	2	1	0	0
5. 2015	XXX	XXX	XXX	268	62	17	5	3	1	0
6. 2016	XXX	XXX	XXX	XXX	306	80	15	5	2	1
7. 2017	XXX	XXX	XXX	XXX	XXX	370	40	17	7	3
8. 2018	XXX	XXX	XXX	XXX	XXX	XXX	75	39	19	10
9. 2019	XXX	XXX	XXX	XXX	XXX	XXX	XXX	166	42	16
10. 2020	XXX	XXX	XXX	XXX	XXX	XXX	XXX	XXX	149	43
11. 2021	XXX	XXX	XXX	XXX	XXX	XXX	XXX	XXX	XXX	197

SECTION 3

Years in Which Premiums Were Earned and Losses Were Incurred	CUMULATIVE NUMBER OF CLAIMS REPORTED DIRECT AND ASSUMED AT YEAR END									
	1	2	3	4	5	6	7	8	9	10
	2012	2013	2014	2015	2016	2017	2018	2019	2020	2021
1. Prior	(369)	41	13	28	5	4	2	2	2	3
2. 2012	1,416	1,527	1,549	1,575	1,583	1,587	1,587	1,588	1,588	1,589
3. 2013	XXX	1,307	1,402	1,445	1,454	1,463	1,461	1,463	1,463	1,463
4. 2014	XXX	XXX	928	1,016	1,042	1,046	1,045	1,051	1,052	1,052
5. 2015	XXX	XXX	XXX	947	1,024	1,042	1,044	1,047	1,049	1,049
6. 2016	XXX	XXX	XXX	XXX	912	985	960	967	971	972
7. 2017	XXX	XXX	XXX	XXX	XXX	1,024	853	875	884	889
8. 2018	XXX	XXX	XXX	XXX	XXX	XXX	221	358	377	386
9. 2019	XXX	XXX	XXX	XXX	XXX	XXX	XXX	404	453	475
10. 2020	XXX	XXX	XXX	XXX	XXX	XXX	XXX	XXX	321	340
11. 2021	XXX	XXX	XXX	XXX	XXX	XXX	XXX	XXX	XXX	447

ANNUAL STATEMENT FOR THE YEAR 2021 OF THE American Modern Home Insurance Co.
SCHEDULE P - PART 5C - COMMERCIAL AUTO/TRUCK LIABILITY/MEDICAL
SECTION 1

Years in Which Premiums Were Earned and Losses Were Incurred	CUMULATIVE NUMBER OF CLAIMS CLOSED WITH LOSS PAYMENT DIRECT AND ASSUMED AT YEAR END									
	1	2	3	4	5	6	7	8	9	10
	2012	2013	2014	2015	2016	2017	2018	2019	2020	2021
1. Prior	38	42	44	4	39	0	0	36	36	35
2. 2012	103	206	296	301	387	390	390	470	551	631
3. 2013	XXX	145	269	280	390	395	396	497	599	700
4. 2014	XXX	XXX	147	266	414	426	431	567	704	840
5. 2015	XXX	XXX	XXX	240	555	594	607	876	1,149	1,422
6. 2016	XXX	XXX	XXX	XXX	285	530	574	952	1,341	1,739
7. 2017	XXX	XXX	XXX	XXX	XXX	265	416	736	1,079	1,433
8. 2018	XXX	XXX	XXX	XXX	XXX	XXX	106	214	356	505
9. 2019	XXX	XXX	XXX	XXX	XXX	XXX	XXX	63	152	251
10. 2020	XXX	XXX	XXX	XXX	XXX	XXX	XXX	XXX	56	116
11. 2021	XXX	XXX	XXX	XXX	XXX	XXX	XXX	XXX	XXX	67

SECTION 2

Years in Which Premiums Were Earned and Losses Were Incurred	NUMBER OF CLAIMS OUTSTANDING DIRECT AND ASSUMED AT YEAR END									
	1	2	3	4	5	6	7	8	9	10
	2012	2013	2014	2015	2016	2017	2018	2019	2020	2021
1. Prior	18	17	6	2	1	1	1	0	0	0
2. 2012	41	29	11	7	4	1	1	1	1	1
3. 2013	XXX	72	21	14	7	2	2	2	0	0
4. 2014	XXX	XXX	96	37	20	10	4	1	1	0
5. 2015	XXX	XXX	XXX	173	69	38	14	6	4	1
6. 2016	XXX	XXX	XXX	XXX	206	97	48	28	16	6
7. 2017	XXX	XXX	XXX	XXX	XXX	168	57	36	19	6
8. 2018	XXX	XXX	XXX	XXX	XXX	XXX	74	35	30	19
9. 2019	XXX	XXX	XXX	XXX	XXX	XXX	XXX	67	33	23
10. 2020	XXX	XXX	XXX	XXX	XXX	XXX	XXX	XXX	51	33
11. 2021	XXX	XXX	XXX	XXX	XXX	XXX	XXX	XXX	XXX	60

SECTION 3

Years in Which Premiums Were Earned and Losses Were Incurred	CUMULATIVE NUMBER OF CLAIMS REPORTED DIRECT AND ASSUMED AT YEAR END									
	1	2	3	4	5	6	7	8	9	10
	2012	2013	2014	2015	2016	2017	2018	2019	2020	2021
1. Prior	(52)	56	48	2	48	0	0	48	48	46
2. 2012	192	324	434	434	540	541	541	650	759	865
3. 2013	XXX	268	390	400	544	546	546	697	848	996
4. 2014	XXX	XXX	311	414	604	608	608	817	1,027	1,237
5. 2015	XXX	XXX	XXX	529	889	906	898	1,308	1,724	2,139
6. 2016	XXX	XXX	XXX	XXX	668	892	892	1,471	2,071	2,676
7. 2017	XXX	XXX	XXX	XXX	XXX	569	658	1,116	1,597	2,093
8. 2018	XXX	XXX	XXX	XXX	XXX	XXX	234	392	599	806
9. 2019	XXX	XXX	XXX	XXX	XXX	XXX	XXX	169	292	439
10. 2020	XXX	XXX	XXX	XXX	XXX	XXX	XXX	XXX	123	203
11. 2021	XXX	XXX	XXX	XXX	XXX	XXX	XXX	XXX	XXX	152

**SCHEDULE P - PART 5D - WORKERS' COMPENSATION
(EXCLUDING EXCESS WORKERS' COMPENSATION)**

SECTION 1

Years in Which Premiums Were Earned and Losses Were Incurred	CUMULATIVE NUMBER OF CLAIMS CLOSED WITH LOSS PAYMENT DIRECT AND ASSUMED AT YEAR END									
	1	2	3	4	5	6	7	8	9	10
	2012	2013	2014	2015	2016	2017	2018	2019	2020	2021
1. Prior	0	0	0	0	0	0	0	0	0	0
2. 2012	0	0	0	0	0	0	0	0	0	0
3. 2013	XXX	4	23	26	50	49	51	76	100	125
4. 2014	XXX	XXX	43	87	184	188	190	295	400	507
5. 2015	XXX	XXX	XXX	57	161	171	178	300	424	546
6. 2016	XXX	XXX	XXX	XXX	84	132	146	296	451	610
7. 2017	XXX	XXX	XXX	XXX	XXX	104	154	318	492	670
8. 2018	XXX	XXX	XXX	XXX	XXX	XXX	99	233	406	589
9. 2019	XXX	XXX	XXX	XXX	XXX	XXX	XXX	44	162	314
10. 2020	XXX	XXX	XXX	XXX	XXX	XXX	XXX	XXX	47	167
11. 2021	XXX	XXX	XXX	XXX	XXX	XXX	XXX	XXX	XXX	40

SECTION 2

Years in Which Premiums Were Earned and Losses Were Incurred	NUMBER OF CLAIMS OUTSTANDING DIRECT AND ASSUMED AT YEAR END									
	1	2	3	4	5	6	7	8	9	10
	2012	2013	2014	2015	2016	2017	2018	2019	2020	2021
1. Prior	0	0	0	0	0	0	0	0	0	0
2. 2012	0	0	0	0	0	0	0	0	0	0
3. 2013	XXX	7	6	3	1	1	0	0	0	0
4. 2014	XXX	XXX	28	18	10	10	7	3	2	1
5. 2015	XXX	XXX	XXX	30	25	18	10	7	6	6
6. 2016	XXX	XXX	XXX	XXX	36	36	25	16	12	9
7. 2017	XXX	XXX	XXX	XXX	XXX	43	32	24	14	11
8. 2018	XXX	XXX	XXX	XXX	XXX	XXX	52	34	24	15
9. 2019	XXX	XXX	XXX	XXX	XXX	XXX	XXX	54	38	31
10. 2020	XXX	XXX	XXX	XXX	XXX	XXX	XXX	XXX	66	49
11. 2021	XXX	XXX	XXX	XXX	XXX	XXX	XXX	XXX	XXX	73

SECTION 3

Years in Which Premiums Were Earned and Losses Were Incurred	CUMULATIVE NUMBER OF CLAIMS REPORTED DIRECT AND ASSUMED AT YEAR END									
	1	2	3	4	5	6	7	8	9	10
	2012	2013	2014	2015	2016	2017	2018	2019	2020	2021
1. Prior	0	0	0	0	0	0	0	0	0	0
2. 2012	0	0	0	0	0	0	0	0	0	0
3. 2013	XXX	12	30	31	54	54	54	79	105	131
4. 2014	XXX	XXX	75	105	196	200	200	305	414	523
5. 2015	XXX	XXX	XXX	95	198	202	203	331	462	594
6. 2016	XXX	XXX	XXX	XXX	130	178	182	336	499	667
7. 2017	XXX	XXX	XXX	XXX	XXX	155	196	364	542	736
8. 2018	XXX	XXX	XXX	XXX	XXX	XXX	162	304	479	670
9. 2019	XXX	XXX	XXX	XXX	XXX	XXX	XXX	107	228	383
10. 2020	XXX	XXX	XXX	XXX	XXX	XXX	XXX	XXX	123	255
11. 2021	XXX	XXX	XXX	XXX	XXX	XXX	XXX	XXX	XXX	122

ANNUAL STATEMENT FOR THE YEAR 2021 OF THE American Modern Home Insurance Co.

SCHEDULE P - PART 5E - COMMERCIAL MULTIPLE PERIL

SECTION 1

Years in Which Premiums Were Earned and Losses Were Incurred	CUMULATIVE NUMBER OF CLAIMS CLOSED WITH LOSS PAYMENT DIRECT AND ASSUMED AT YEAR END									
	1	2	3	4	5	6	7	8	9	10
	2012	2013	2014	2015	2016	2017	2018	2019	2020	2021
1. Prior	153	45	29	25	14	6	3	6	5	4
2. 2012	162	230	246	252	265	266	268	277	286	295
3. 2013	XXX	142	200	206	231	236	237	256	275	294
4. 2014	XXX	XXX	269	376	409	415	418	439	462	484
5. 2015	XXX	XXX	XXX	226	371	388	398	449	500	552
6. 2016	XXX	XXX	XXX	XXX	305	462	487	540	595	653
7. 2017	XXX	XXX	XXX	XXX	XXX	327	404	440	478	517
8. 2018	XXX	XXX	XXX	XXX	XXX	XXX	179	242	294	350
9. 2019	XXX	XXX	XXX	XXX	XXX	XXX	XXX	109	200	267
10. 2020	XXX	XXX	XXX	XXX	XXX	XXX	XXX	XXX	149	217
11. 2021	XXX	XXX	XXX	XXX	XXX	XXX	XXX	XXX	XXX	120

SECTION 2

Years in Which Premiums Were Earned and Losses Were Incurred	NUMBER OF CLAIMS OUTSTANDING DIRECT AND ASSUMED AT YEAR END									
	1	2	3	4	5	6	7	8	9	10
	2012	2013	2014	2015	2016	2017	2018	2019	2020	2021
1. Prior	85	56	29	16	9	5	5	8	3	4
2. 2012	54	13	11	7	4	2	2	0	0	0
3. 2013	XXX	34	10	10	5	1	0	0	0	0
4. 2014	XXX	XXX	69	20	10	5	2	0	0	0
5. 2015	XXX	XXX	XXX	75	29	26	6	2	1	0
6. 2016	XXX	XXX	XXX	XXX	121	47	16	10	6	6
7. 2017	XXX	XXX	XXX	XXX	XXX	114	32	20	13	10
8. 2018	XXX	XXX	XXX	XXX	XXX	XXX	57	25	21	14
9. 2019	XXX	XXX	XXX	XXX	XXX	XXX	XXX	65	32	23
10. 2020	XXX	XXX	XXX	XXX	XXX	XXX	XXX	XXX	48	29
11. 2021	XXX	XXX	XXX	XXX	XXX	XXX	XXX	XXX	XXX	93

SECTION 3

Years in Which Premiums Were Earned and Losses Were Incurred	CUMULATIVE NUMBER OF CLAIMS REPORTED DIRECT AND ASSUMED AT YEAR END									
	1	2	3	4	5	6	7	8	9	10
	2012	2013	2014	2015	2016	2017	2018	2019	2020	2021
1. Prior	118	41	30	34	15	4	18	15	9	9
2. 2012	304	366	393	399	419	419	423	441	459	476
3. 2013	XXX	488	559	574	608	611	612	647	682	716
4. 2014	XXX	XXX	545	655	696	701	704	748	790	832
5. 2015	XXX	XXX	XXX	421	573	595	594	679	764	850
6. 2016	XXX	XXX	XXX	XXX	573	706	707	812	922	1,034
7. 2017	XXX	XXX	XXX	XXX	XXX	593	619	690	768	849
8. 2018	XXX	XXX	XXX	XXX	XXX	XXX	314	419	535	651
9. 2019	XXX	XXX	XXX	XXX	XXX	XXX	XXX	247	379	503
10. 2020	XXX	XXX	XXX	XXX	XXX	XXX	XXX	XXX	273	401
11. 2021	XXX	XXX	XXX	XXX	XXX	XXX	XXX	XXX	XXX	276

ANNUAL STATEMENT FOR THE YEAR 2021 OF THE American Modern Home Insurance Co.
SCHEDULE P - PART 5F - MEDICAL PROFESSIONAL LIABILITY - OCCURRENCE

SECTION 1A

Years in Years in Which Premiums Were Earned and Losses Were Incurred	CUMULATIVE NUMBER OF CLAIMS CLOSED WITH LOSS PAYMENT DIRECT AND ASSUMED AT YEAR END									
	1	2	3	4	5	6	7	8	9	10
	2012	2013	2014	2015	2016	2017	2018	2019	2020	2021
1. Prior	0	0	0	0	0	0	0	0	0	0
2. 2012	0	0	0	0	0	0	0	0	0	0
3. 2013	XXX	0	0	0	0	0	0	0	0	0
4. 2014	XXX	XXX	0	0	0	0	0	0	0	0
5. 2015	XXX	XXX	XXX	0	0	0	0	0	0	0
6. 2016	XXX	XXX	XXX	XXX	0	0	0	0	0	0
7. 2017	XXX	XXX	XXX	XXX	XXX	0	0	0	0	0
8. 2018	XXX	XXX	XXX	XXX	XXX	XXX	0	0	0	0
9. 2019	XXX	XXX	XXX	XXX	XXX	XXX	XXX	0	0	0
10. 2020	XXX	XXX	XXX	XXX	XXX	XXX	XXX	XXX	0	0
11. 2021	XXX	XXX	XXX	XXX	XXX	XXX	XXX	XXX	XXX	0

SECTION 2A

Years in Years in Which Premiums Were Earned and Losses Were Incurred	NUMBER OF CLAIMS OUTSTANDING DIRECT AND ASSUMED AT YEAR END									
	1	2	3	4	5	6	7	8	9	10
	2012	2013	2014	2015	2016	2017	2018	2019	2020	2021
1. Prior	0	0	0	0	0	0	0	0	0	0
2. 2012	0	0	0	0	0	0	0	0	0	0
3. 2013	XXX	0	0	0	0	0	0	0	0	0
4. 2014	XXX	XXX	0	0	0	0	0	0	0	0
5. 2015	XXX	XXX	XXX	0	0	0	0	0	0	0
6. 2016	XXX	XXX	XXX	XXX	0	0	0	0	0	0
7. 2017	XXX	XXX	XXX	XXX	XXX	0	0	0	0	0
8. 2018	XXX	XXX	XXX	XXX	XXX	XXX	0	0	0	0
9. 2019	XXX	XXX	XXX	XXX	XXX	XXX	XXX	0	0	0
10. 2020	XXX	XXX	XXX	XXX	XXX	XXX	XXX	XXX	0	0
11. 2021	XXX	XXX	XXX	XXX	XXX	XXX	XXX	XXX	XXX	0

SECTION 3A

Years in Years in Which Premiums Were Earned and Losses Were Incurred	CUMULATIVE NUMBER OF CLAIMS REPORTED DIRECT AND ASSUMED AT YEAR END									
	1	2	3	4	5	6	7	8	9	10
	2012	2013	2014	2015	2016	2017	2018	2019	2020	2021
1. Prior	0	0	0	0	0	0	0	0	0	0
2. 2012	0	0	0	0	0	0	0	0	0	0
3. 2013	XXX	0	0	0	0	0	0	0	0	0
4. 2014	XXX	XXX	0	0	0	0	0	0	0	0
5. 2015	XXX	XXX	XXX	0	0	0	0	0	0	0
6. 2016	XXX	XXX	XXX	XXX	0	0	0	0	0	0
7. 2017	XXX	XXX	XXX	XXX	XXX	0	0	0	0	0
8. 2018	XXX	XXX	XXX	XXX	XXX	XXX	0	0	0	0
9. 2019	XXX	XXX	XXX	XXX	XXX	XXX	XXX	0	0	0
10. 2020	XXX	XXX	XXX	XXX	XXX	XXX	XXX	XXX	0	0
11. 2021	XXX	XXX	XXX	XXX	XXX	XXX	XXX	XXX	XXX	0

ANNUAL STATEMENT FOR THE YEAR 2021 OF THE American Modern Home Insurance Co.
SCHEDULE P - PART 5F - MEDICAL PROFESSIONAL LIABILITY - CLAIMS-MADE

SECTION 1B

Years in Years in Which Premiums Were Earned and Losses Were Incurred	CUMULATIVE NUMBER OF CLAIMS CLOSED WITH LOSS PAYMENT DIRECT AND ASSUMED AT YEAR END									
	1	2	3	4	5	6	7	8	9	10
	2012	2013	2014	2015	2016	2017	2018	2019	2020	2021
1. Prior.....	0	0	0	0	0	0	0	0	0	0
2. 2012.....	0	0	0	0	0	0	0	0	0	0
3. 2013.....	XXX	0	0	0	0	0	0	0	0	0
4. 2014.....	XXX	XXX	0	0	0	0	0	0	0	0
5. 2015.....	XXX	XXX	XXX	0	0	0	0	0	0	0
6. 2016.....	XXX	XXX	XXX	XXX	0	0	0	0	0	0
7. 2017.....	XXX	XXX	XXX	XXX	XXX	0	0	0	0	0
8. 2018.....	XXX	XXX	XXX	XXX	XXX	XXX	0	0	0	0
9. 2019.....	XXX	XXX	XXX	XXX	XXX	XXX	XXX	0	0	0
10. 2020.....	XXX	XXX	XXX	XXX	XXX	XXX	XXX	XXX	0	0
11. 2021.....	XXX	XXX	XXX	XXX	XXX	XXX	XXX	XXX	XXX	0

SECTION 2B

Years in Years in Which Premiums Were Earned and Losses Were Incurred	NUMBER OF CLAIMS OUTSTANDING DIRECT AND ASSUMED AT YEAR END									
	1	2	3	4	5	6	7	8	9	10
	2012	2013	2014	2015	2016	2017	2018	2019	2020	2021
1. Prior.....	0	0	0	0	0	0	0	0	0	0
2. 2012.....	0	0	0	0	0	0	0	0	0	0
3. 2013.....	XXX	0	0	0	0	0	0	0	0	0
4. 2014.....	XXX	XXX	0	0	0	0	0	0	0	0
5. 2015.....	XXX	XXX	XXX	0	0	0	0	0	0	0
6. 2016.....	XXX	XXX	XXX	XXX	0	0	0	0	0	0
7. 2017.....	XXX	XXX	XXX	XXX	XXX	0	0	0	0	0
8. 2018.....	XXX	XXX	XXX	XXX	XXX	XXX	0	0	0	0
9. 2019.....	XXX	XXX	XXX	XXX	XXX	XXX	XXX	0	0	0
10. 2020.....	XXX	XXX	XXX	XXX	XXX	XXX	XXX	XXX	0	0
11. 2021.....	XXX	XXX	XXX	XXX	XXX	XXX	XXX	XXX	XXX	0

SECTION 3B

Years in Years in Which Premiums Were Earned and Losses Were Incurred	CUMULATIVE NUMBER OF CLAIMS REPORTED DIRECT AND ASSUMED AT YEAR END									
	1	2	3	4	5	6	7	8	9	10
	2012	2013	2014	2015	2016	2017	2018	2019	2020	2021
1. Prior.....	0	0	0	0	0	0	0	0	0	0
2. 2012.....	0	0	0	0	0	0	0	0	0	0
3. 2013.....	XXX	0	0	0	0	0	0	0	0	0
4. 2014.....	XXX	XXX	0	0	0	0	0	0	0	0
5. 2015.....	XXX	XXX	XXX	0	0	0	0	0	0	0
6. 2016.....	XXX	XXX	XXX	XXX	0	0	0	0	0	0
7. 2017.....	XXX	XXX	XXX	XXX	XXX	0	0	0	0	0
8. 2018.....	XXX	XXX	XXX	XXX	XXX	XXX	0	0	0	0
9. 2019.....	XXX	XXX	XXX	XXX	XXX	XXX	XXX	0	0	0
10. 2020.....	XXX	XXX	XXX	XXX	XXX	XXX	XXX	XXX	0	0
11. 2021.....	XXX	XXX	XXX	XXX	XXX	XXX	XXX	XXX	XXX	0

ANNUAL STATEMENT FOR THE YEAR 2021 OF THE American Modern Home Insurance Co.

SCHEDULE P - PART 5H - OTHER LIABILITY - OCCURRENCE

SECTION 1A

Years in Years in Which Premiums Were Earned and Losses Were Incurred	CUMULATIVE NUMBER OF CLAIMS CLOSED WITH LOSS PAYMENT DIRECT AND ASSUMED AT YEAR END									
	1	2	3	4	5	6	7	8	9	10
	2012	2013	2014	2015	2016	2017	2018	2019	2020	2021
1. Prior	172	84	52	34	19	10	1	2	1	0
2. 2012	106	184	223	244	259	266	267	267	268	268
3. 2013	XXX	98	176	216	237	247	248	249	249	250
4. 2014	XXX	XXX	119	227	280	306	313	321	326	332
5. 2015	XXX	XXX	XXX	120	229	272	296	332	370	408
6. 2016	XXX	XXX	XXX	XXX	448	570	625	707	796	893
7. 2017	XXX	XXX	XXX	XXX	XXX	593	721	805	908	1,027
8. 2018	XXX	XXX	XXX	XXX	XXX	XXX	290	370	467	574
9. 2019	XXX	XXX	XXX	XXX	XXX	XXX	XXX	190	266	329
10. 2020	XXX	XXX	XXX	XXX	XXX	XXX	XXX	XXX	86	135
11. 2021	XXX	XXX	XXX	XXX	XXX	XXX	XXX	XXX	XXX	67

SECTION 2A

Years in Years in Which Premiums Were Earned and Losses Were Incurred	NUMBER OF CLAIMS OUTSTANDING DIRECT AND ASSUMED AT YEAR END									
	1	2	3	4	5	6	7	8	9	10
	2012	2013	2014	2015	2016	2017	2018	2019	2020	2021
1. Prior	219	138	70	36	26	16	6	4	3	3
2. 2012	157	81	48	22	8	2	0	0	0	0
3. 2013	XXX	144	72	44	18	3	1	1	0	0
4. 2014	XXX	XXX	200	103	61	24	8	2	1	1
5. 2015	XXX	XXX	XXX	196	114	67	30	15	8	6
6. 2016	XXX	XXX	XXX	XXX	264	155	89	55	32	18
7. 2017	XXX	XXX	XXX	XXX	XXX	295	150	119	82	60
8. 2018	XXX	XXX	XXX	XXX	XXX	XXX	192	133	104	76
9. 2019	XXX	XXX	XXX	XXX	XXX	XXX	XXX	133	82	67
10. 2020	XXX	XXX	XXX	XXX	XXX	XXX	XXX	XXX	89	57
11. 2021	XXX	XXX	XXX	XXX	XXX	XXX	XXX	XXX	XXX	80

SECTION 3A

Years in Years in Which Premiums Were Earned and Losses Were Incurred	CUMULATIVE NUMBER OF CLAIMS REPORTED DIRECT AND ASSUMED AT YEAR END									
	1	2	3	4	5	6	7	8	9	10
	2012	2013	2014	2015	2016	2017	2018	2019	2020	2021
1. Prior	(200)	80	44	38	22	7	5	3	2	1
2. 2012	501	611	663	681	690	695	696	699	700	701
3. 2013	XXX	468	579	631	644	645	645	647	648	649
4. 2014	XXX	XXX	587	713	766	777	776	790	805	819
5. 2015	XXX	XXX	XXX	579	758	797	800	892	988	1,087
6. 2016	XXX	XXX	XXX	XXX	1,088	1,272	1,286	1,488	1,707	1,939
7. 2017	XXX	XXX	XXX	XXX	XXX	1,332	1,416	1,691	1,987	2,309
8. 2018	XXX	XXX	XXX	XXX	XXX	XXX	688	891	1,148	1,413
9. 2019	XXX	XXX	XXX	XXX	XXX	XXX	XXX	439	573	713
10. 2020	XXX	XXX	XXX	XXX	XXX	XXX	XXX	XXX	268	372
11. 2021	XXX	XXX	XXX	XXX	XXX	XXX	XXX	XXX	XXX	255

ANNUAL STATEMENT FOR THE YEAR 2021 OF THE American Modern Home Insurance Co.

SCHEDULE P - PART 5H - OTHER LIABILITY - CLAIMS-MADE

SECTION 1B

Years in Years in Which Premiums Were Earned and Losses Were Incurred	CUMULATIVE NUMBER OF CLAIMS CLOSED WITH LOSS PAYMENT DIRECT AND ASSUMED AT YEAR END									
	1	2	3	4	5	6	7	8	9	10
	2012	2013	2014	2015	2016	2017	2018	2019	2020	2021
1. Prior	0	0	0	0	0	0	0	0	0	0
2. 2012	0	0	0	0	0	0	0	0	0	0
3. 2013	XXX	0	0	0	0	0	0	0	0	0
4. 2014	XXX	XXX	0	0	0	0	0	0	0	0
5. 2015	XXX	XXX	XXX	0	0	0	0	0	0	0
6. 2016	XXX	XXX	XXX	XXX	0	1	3	5	7	9
7. 2017	XXX	XXX	XXX	XXX	XXX	0	4	7	12	17
8. 2018	XXX	XXX	XXX	XXX	XXX	XXX	2	5	10	17
9. 2019	XXX	XXX	XXX	XXX	XXX	XXX	XXX	0	0	4
10. 2020	XXX	XXX	XXX	XXX	XXX	XXX	XXX	XXX	0	0
11. 2021	XXX	XXX	XXX	XXX	XXX	XXX	XXX	XXX	XXX	0

SECTION 2B

Years in Years in Which Premiums Were Earned and Losses Were Incurred	NUMBER OF CLAIMS OUTSTANDING DIRECT AND ASSUMED AT YEAR END									
	1	2	3	4	5	6	7	8	9	10
	2012	2013	2014	2015	2016	2017	2018	2019	2020	2021
1. Prior	0	0	0	0	1	0	0	0	0	0
2. 2012	0	0	0	0	0	0	0	0	0	0
3. 2013	XXX	0	0	0	0	0	0	0	0	0
4. 2014	XXX	XXX	0	0	0	0	0	0	0	0
5. 2015	XXX	XXX	XXX	0	0	0	0	0	0	0
6. 2016	XXX	XXX	XXX	XXX	4	2	0	0	0	0
7. 2017	XXX	XXX	XXX	XXX	XXX	8	4	3	2	2
8. 2018	XXX	XXX	XXX	XXX	XXX	XXX	7	4	3	2
9. 2019	XXX	XXX	XXX	XXX	XXX	XXX	XXX	8	7	4
10. 2020	XXX	XXX	XXX	XXX	XXX	XXX	XXX	XXX	2	4
11. 2021	XXX	XXX	XXX	XXX	XXX	XXX	XXX	XXX	XXX	1

SECTION 3B

Years in Years in Which Premiums Were Earned and Losses Were Incurred	CUMULATIVE NUMBER OF CLAIMS REPORTED DIRECT AND ASSUMED AT YEAR END									
	1	2	3	4	5	6	7	8	9	10
	2012	2013	2014	2015	2016	2017	2018	2019	2020	2021
1. Prior	0	0	0	0	1	(1)	0	0	0	0
2. 2012	0	0	0	0	0	0	0	0	0	0
3. 2013	XXX	0	0	0	0	0	0	0	0	0
4. 2014	XXX	XXX	0	0	0	0	0	0	0	0
5. 2015	XXX	XXX	XXX	0	0	0	0	1	2	3
6. 2016	XXX	XXX	XXX	XXX	5	6	7	13	19	27
7. 2017	XXX	XXX	XXX	XXX	XXX	13	19	34	50	67
8. 2018	XXX	XXX	XXX	XXX	XXX	XXX	13	23	37	51
9. 2019	XXX	XXX	XXX	XXX	XXX	XXX	XXX	11	18	28
10. 2020	XXX	XXX	XXX	XXX	XXX	XXX	XXX	XXX	7	15
11. 2021	XXX	XXX	XXX	XXX	XXX	XXX	XXX	XXX	XXX	3

ANNUAL STATEMENT FOR THE YEAR 2021 OF THE American Modern Home Insurance Co.

SCHEDULE P - PART 5R - PRODUCTS LIABILITY - OCCURRENCE

SECTION 1A

Years in Years in Which Premiums Were Earned and Losses Were Incurred	CUMULATIVE NUMBER OF CLAIMS CLOSED WITH LOSS PAYMENT DIRECT AND ASSUMED AT YEAR END									
	1	2	3	4	5	6	7	8	9	10
	2012	2013	2014	2015	2016	2017	2018	2019	2020	2021
1. Prior	0	0	0	0	0	0	0	0	0	0
2. 2012	0	0	0	0	0	0	0	0	0	0
3. 2013	XXX	0	0	0	0	0	0	0	0	0
4. 2014	XXX	XXX	0	0	0	0	0	0	0	0
5. 2015	XXX	XXX	XXX	0	0	0	0	0	0	0
6. 2016	XXX	XXX	XXX	XXX	0	0	0	0	0	0
7. 2017	XXX	XXX	XXX	XXX	XXX	0	0	0	0	0
8. 2018	XXX	XXX	XXX	XXX	XXX	XXX	0	0	0	0
9. 2019	XXX	XXX	XXX	XXX	XXX	XXX	XXX	0	0	0
10. 2020	XXX	XXX	XXX	XXX	XXX	XXX	XXX	XXX	0	0
11. 2021	XXX	XXX	XXX	XXX	XXX	XXX	XXX	XXX	XXX	0

SECTION 2A

Years in Years in Which Premiums Were Earned and Losses Were Incurred	NUMBER OF CLAIMS OUTSTANDING DIRECT AND ASSUMED AT YEAR END									
	1	2	3	4	5	6	7	8	9	10
	2012	2013	2014	2015	2016	2017	2018	2019	2020	2021
1. Prior	0	0	0	0	0	0	0	0	0	0
2. 2012	0	0	0	0	0	0	0	0	0	0
3. 2013	XXX	0	0	0	0	0	0	0	0	0
4. 2014	XXX	XXX	0	0	0	0	0	0	0	0
5. 2015	XXX	XXX	XXX	0	0	0	0	0	0	0
6. 2016	XXX	XXX	XXX	XXX	0	0	0	0	0	0
7. 2017	XXX	XXX	XXX	XXX	XXX	0	0	0	0	0
8. 2018	XXX	XXX	XXX	XXX	XXX	XXX	0	0	0	0
9. 2019	XXX	XXX	XXX	XXX	XXX	XXX	XXX	0	0	0
10. 2020	XXX	XXX	XXX	XXX	XXX	XXX	XXX	XXX	0	0
11. 2021	XXX	XXX	XXX	XXX	XXX	XXX	XXX	XXX	XXX	0

SECTION 3A

Years in Years in Which Premiums Were Earned and Losses Were Incurred	CUMULATIVE NUMBER OF CLAIMS REPORTED DIRECT AND ASSUMED AT YEAR END									
	1	2	3	4	5	6	7	8	9	10
	2012	2013	2014	2015	2016	2017	2018	2019	2020	2021
1. Prior	0	0	0	0	0	0	0	0	0	0
2. 2012	0	0	0	0	0	0	0	0	0	0
3. 2013	XXX	0	0	0	0	0	0	0	0	0
4. 2014	XXX	XXX	0	0	0	0	0	0	0	0
5. 2015	XXX	XXX	XXX	0	0	0	0	0	0	0
6. 2016	XXX	XXX	XXX	XXX	0	0	0	0	0	0
7. 2017	XXX	XXX	XXX	XXX	XXX	0	0	0	0	0
8. 2018	XXX	XXX	XXX	XXX	XXX	XXX	0	0	0	0
9. 2019	XXX	XXX	XXX	XXX	XXX	XXX	XXX	0	0	0
10. 2020	XXX	XXX	XXX	XXX	XXX	XXX	XXX	XXX	0	0
11. 2021	XXX	XXX	XXX	XXX	XXX	XXX	XXX	XXX	XXX	0

ANNUAL STATEMENT FOR THE YEAR 2021 OF THE American Modern Home Insurance Co.

SCHEDULE P - PART 5R - PRODUCTS LIABILITY - CLAIMS-MADE

SECTION 1B

Years in Years in Which Premiums Were Earned and Losses Were Incurred	CUMULATIVE NUMBER OF CLAIMS CLOSED WITH LOSS PAYMENT DIRECT AND ASSUMED AT YEAR END									
	1	2	3	4	5	6	7	8	9	10
	2012	2013	2014	2015	2016	2017	2018	2019	2020	2021
1. Prior	0	0	0	0	0	0	0	0	0	0
2. 2012	0	0	0	0	0	0	0	0	0	0
3. 2013	XXX	0	0	0	0	0	0	0	0	0
4. 2014	XXX	XXX	0	0	0	0	0	0	0	0
5. 2015	XXX	XXX	XXX	0	0	0	0	0	0	0
6. 2016	XXX	XXX	XXX	XXX	0	0	0	0	0	0
7. 2017	XXX	XXX	XXX	XXX	XXX	0	0	0	0	0
8. 2018	XXX	XXX	XXX	XXX	XXX	XXX	0	0	0	0
9. 2019	XXX	XXX	XXX	XXX	XXX	XXX	XXX	0	0	0
10. 2020	XXX	XXX	XXX	XXX	XXX	XXX	XXX	XXX	0	0
11. 2021	XXX	XXX	XXX	XXX	XXX	XXX	XXX	XXX	XXX	0

SECTION 2B

Years in Years in Which Premiums Were Earned and Losses Were Incurred	NUMBER OF CLAIMS OUTSTANDING DIRECT AND ASSUMED AT YEAR END									
	1	2	3	4	5	6	7	8	9	10
	2012	2013	2014	2015	2016	2017	2018	2019	2020	2021
1. Prior	0	0	0	0	0	0	0	0	0	0
2. 2012	0	0	0	0	0	0	0	0	0	0
3. 2013	XXX	0	0	0	0	0	0	0	0	0
4. 2014	XXX	XXX	0	0	0	0	0	0	0	0
5. 2015	XXX	XXX	XXX	0	0	0	0	0	0	0
6. 2016	XXX	XXX	XXX	XXX	0	0	0	0	0	0
7. 2017	XXX	XXX	XXX	XXX	XXX	0	0	0	0	0
8. 2018	XXX	XXX	XXX	XXX	XXX	XXX	0	0	0	0
9. 2019	XXX	XXX	XXX	XXX	XXX	XXX	XXX	0	0	0
10. 2020	XXX	XXX	XXX	XXX	XXX	XXX	XXX	XXX	0	0
11. 2021	XXX	XXX	XXX	XXX	XXX	XXX	XXX	XXX	XXX	0

SECTION 3B

Years in Years in Which Premiums Were Earned and Losses Were Incurred	CUMULATIVE NUMBER OF CLAIMS REPORTED DIRECT AND ASSUMED AT YEAR END									
	1	2	3	4	5	6	7	8	9	10
	2012	2013	2014	2015	2016	2017	2018	2019	2020	2021
1. Prior	0	0	0	0	0	0	0	0	0	0
2. 2012	0	0	0	0	0	0	0	0	0	0
3. 2013	XXX	0	0	0	0	0	0	0	0	0
4. 2014	XXX	XXX	0	0	0	0	0	0	0	0
5. 2015	XXX	XXX	XXX	0	0	0	0	0	0	0
6. 2016	XXX	XXX	XXX	XXX	0	0	0	0	0	0
7. 2017	XXX	XXX	XXX	XXX	XXX	0	0	0	0	0
8. 2018	XXX	XXX	XXX	XXX	XXX	XXX	0	0	0	0
9. 2019	XXX	XXX	XXX	XXX	XXX	XXX	XXX	0	0	0
10. 2020	XXX	XXX	XXX	XXX	XXX	XXX	XXX	XXX	0	0
11. 2021	XXX	XXX	XXX	XXX	XXX	XXX	XXX	XXX	XXX	0

SCHEDULE P - PART 5T - WARRANTY

SECTION 1

Years in Years in Which Premiums Were Earned and Losses Were Incurred	CUMULATIVE NUMBER OF CLAIMS CLOSED WITH LOSS PAYMENT DIRECT AND ASSUMED AT YEAR END									
	1	2	3	4	5	6	7	8	9	10
	2012	2013	2014	2015	2016	2017	2018	2019	2020	2021
1. Prior.....	.XXX	.XXX	.XXX	.XXX	.XXX	.XXX	.XXX	.1	.0	.0
2. 2020.....	.XXX	.XXX	.XXX	.XXX	.XXX	.XXX	.XXX	.XXX	.0	.0
3. 2021.....	.XXX	.XXX	.XXX	.XXX	.XXX	.XXX	.XXX	.XXX	.XXX	.0

SECTION 2

Years in Years in Which Premiums Were Earned and Losses Were Incurred	NUMBER OF CLAIMS OUTSTANDING DIRECT AND ASSUMED AT YEAR END									
	1	2	3	4	5	6	7	8	9	10
	2012	2013	2014	2015	2016	2017	2018	2019	2020	2021
1. Prior.....	.XXX	.XXX	.XXX	.XXX	.XXX	.XXX	.XXX	.0	.0	.0
2. 2020.....	.XXX	.XXX	.XXX	.XXX	.XXX	.XXX	.XXX	.XXX	.0	.0
3. 2021.....	.XXX	.XXX	.XXX	.XXX	.XXX	.XXX	.XXX	.XXX	.XXX	.0

SECTION 3

Years in Years in Which Premiums Were Earned and Losses Were Incurred	CUMULATIVE NUMBER OF CLAIMS REPORTED DIRECT AND ASSUMED AT YEAR END									
	1	2	3	4	5	6	7	8	9	10
	2012	2013	2014	2015	2016	2017	2018	2019	2020	2021
1. Prior.....	.XXX	.XXX	.XXX	.XXX	.XXX	.XXX	.XXX	.2	.0	.0
2. 2020.....	.XXX	.XXX	.XXX	.XXX	.XXX	.XXX	.XXX	.XXX	.0	.0
3. 2021.....	.XXX	.XXX	.XXX	.XXX	.XXX	.XXX	.XXX	.XXX	.XXX	.0

ANNUAL STATEMENT FOR THE YEAR 2021 OF THE American Modern Home Insurance Co.
SCHEDULE P - PART 6C - COMMERCIAL AUTO/TRUCK LIABILITY/MEDICAL
SECTION 1

Years in Which Premiums Were Earned and Losses Were Incurred	CUMULATIVE PREMIUMS EARNED DIRECT AND ASSUMED AT YEAR END (\$000 OMITTED)										11 Current Year Premiums Earned
	1	2	3	4	5	6	7	8	9	10	
	2012	2013	2014	2015	2016	2017	2018	2019	2020	2021	
1. Prior.....	0	0	0	0	0	0	0	0	0	0	0
2. 2012.....	5,026	5,026	5,026	5,026	5,026	5,026	5,026	5,026	5,026	5,026	0
3. 2013.....	XXX	6,384	6,384	6,384	6,384	6,384	6,384	6,384	6,384	6,384	0
4. 2014.....	XXX	XXX	9,140	9,140	9,140	9,140	9,140	9,140	9,140	9,140	0
5. 2015.....	XXX	XXX	XXX	15,012	15,012	15,012	15,012	15,012	15,012	15,012	0
6. 2016.....	XXX	XXX	XXX	XXX	20,540	20,540	20,540	20,540	20,540	20,540	0
7. 2017.....	XXX	XXX	XXX	XXX	XXX	17,010	17,010	17,010	17,010	17,010	0
8. 2018.....	XXX	XXX	XXX	XXX	XXX	XXX	12,950	12,950	12,950	12,950	0
9. 2019.....	XXX	XXX	XXX	XXX	XXX	XXX	XXX	8,735	8,735	8,735	0
10. 2020.....	XXX	XXX	XXX	XXX	XXX	XXX	XXX	XXX	7,062	7,062	0
11. 2021.....	XXX	XXX	XXX	XXX	XXX	XXX	XXX	XXX	XXX	10,852	10,852
12. Totals.....	XXX	XXX	XXX	XXX	XXX	XXX	XXX	XXX	XXX	XXX	10,852
13. Earned Premiums (Sch P-Pt. 1)	5,026	6,384	9,140	15,012	20,540	17,010	12,950	8,735	7,062	10,852	XXX

SECTION 2

Years in Which Premiums Were Earned and Losses Were Incurred	CUMULATIVE PREMIUMS EARNED CEDED AT YEAR END (\$000 OMITTED)										11 Current Year Premiums Earned
	1	2	3	4	5	6	7	8	9	10	
	2012	2013	2014	2015	2016	2017	2018	2019	2020	2021	
1. Prior.....	0	0	0	0	0	0	0	0	0	0	0
2. 2012.....	2,480	2,480	2,480	2,480	2,480	2,480	2,480	2,480	2,480	2,480	0
3. 2013.....	XXX	3,656	3,656	3,656	3,656	3,656	3,656	3,656	3,656	3,656	0
4. 2014.....	XXX	XXX	6,019	6,019	6,019	6,019	6,019	6,019	6,019	6,019	0
5. 2015.....	XXX	XXX	XXX	11,543	11,543	11,543	11,543	11,543	11,543	11,543	0
6. 2016.....	XXX	XXX	XXX	XXX	16,799	16,799	16,799	16,799	16,799	16,799	0
7. 2017.....	XXX	XXX	XXX	XXX	XXX	13,876	13,876	13,876	13,876	13,876	0
8. 2018.....	XXX	XXX	XXX	XXX	XXX	XXX	10,000	10,000	10,000	10,000	0
9. 2019.....	XXX	XXX	XXX	XXX	XXX	XXX	XXX	6,838	6,838	6,838	0
10. 2020.....	XXX	XXX	XXX	XXX	XXX	XXX	XXX	XXX	5,801	5,801	0
11. 2021.....	XXX	XXX	XXX	XXX	XXX	XXX	XXX	XXX	XXX	9,161	9,161
12. Totals.....	XXX	XXX	XXX	XXX	XXX	XXX	XXX	XXX	XXX	XXX	9,161
13. Earned Premiums (Sch P-Pt. 1)	2,480	3,656	6,019	11,543	16,799	13,876	10,000	6,838	5,801	9,161	XXX

SCHEDULE P - PART 6D - WORKERS' COMPENSATION
(EXCLUDING EXCESS WORKERS' COMPENSATION)
SECTION 1

Years in Which Premiums Were Earned and Losses Were Incurred	CUMULATIVE PREMIUMS EARNED DIRECT AND ASSUMED AT YEAR END (\$000 OMITTED)										11 Current Year Premiums Earned
	1	2	3	4	5	6	7	8	9	10	
	2012	2013	2014	2015	2016	2017	2018	2019	2020	2021	
1. Prior.....	0	0	0	0	0	0	0	0	0	0	0
2. 2012.....	0	0	0	0	0	0	0	0	0	0	0
3. 2013.....	XXX	1,370	1,370	1,370	1,370	1,370	1,370	1,370	1,370	1,370	0
4. 2014.....	XXX	XXX	5,185	5,185	5,185	5,185	5,185	5,185	5,185	5,185	0
5. 2015.....	XXX	XXX	XXX	6,399	6,399	6,399	6,399	6,399	6,399	6,399	0
6. 2016.....	XXX	XXX	XXX	XXX	6,092	6,092	6,092	6,092	6,092	6,092	0
7. 2017.....	XXX	XXX	XXX	XXX	XXX	7,276	7,276	7,276	7,276	7,276	0
8. 2018.....	XXX	XXX	XXX	XXX	XXX	XXX	7,193	7,193	7,193	7,193	0
9. 2019.....	XXX	XXX	XXX	XXX	XXX	XXX	XXX	7,373	7,373	7,373	0
10. 2020.....	XXX	XXX	XXX	XXX	XXX	XXX	XXX	XXX	7,740	7,740	0
11. 2021.....	XXX	XXX	XXX	XXX	XXX	XXX	XXX	XXX	XXX	7,323	7,323
12. Totals.....	XXX	XXX	XXX	XXX	XXX	XXX	XXX	XXX	XXX	XXX	7,323
13. Earned Premiums (Sch P-Pt. 1)	0	1,370	5,185	6,399	6,092	7,276	7,193	7,373	7,740	7,323	XXX

SECTION 2

Years in Which Premiums Were Earned and Losses Were Incurred	CUMULATIVE PREMIUMS EARNED CEDED AT YEAR END (\$000 OMITTED)										11 Current Year Premiums Earned
	1	2	3	4	5	6	7	8	9	10	
	2012	2013	2014	2015	2016	2017	2018	2019	2020	2021	
1. Prior.....	0	0	0	0	0	0	0	0	0	0	0
2. 2012.....	0	0	0	0	0	0	0	0	0	0	0
3. 2013.....	XXX	1,370	1,370	1,370	1,370	1,370	1,370	1,370	1,370	1,370	0
4. 2014.....	XXX	XXX	5,185	5,185	5,185	5,185	5,185	5,185	5,185	5,185	0
5. 2015.....	XXX	XXX	XXX	6,399	6,399	6,399	6,399	6,399	6,399	6,399	0
6. 2016.....	XXX	XXX	XXX	XXX	6,092	6,092	6,092	6,092	6,092	6,092	0
7. 2017.....	XXX	XXX	XXX	XXX	XXX	7,276	7,276	7,276	7,276	7,276	0
8. 2018.....	XXX	XXX	XXX	XXX	XXX	XXX	7,193	7,193	7,193	7,193	0
9. 2019.....	XXX	XXX	XXX	XXX	XXX	XXX	XXX	7,373	7,373	7,373	0
10. 2020.....	XXX	XXX	XXX	XXX	XXX	XXX	XXX	XXX	7,740	7,740	0
11. 2021.....	XXX	XXX	XXX	XXX	XXX	XXX	XXX	XXX	XXX	7,323	7,323
12. Totals.....	XXX	XXX	XXX	XXX	XXX	XXX	XXX	XXX	XXX	XXX	7,323
13. Earned Premiums (Sch P-Pt. 1)	0	1,370	5,185	6,399	6,092	7,276	7,193	7,373	7,740	7,323	XXX

ANNUAL STATEMENT FOR THE YEAR 2021 OF THE American Modern Home Insurance Co.

**SCHEDULE P - PART 6E - COMMERCIAL MULTIPLE PERIL
SECTION 1**

Years in Which Premiums Were Earned and Losses Were Incurred	CUMULATIVE PREMIUMS EARNED DIRECT AND ASSUMED AT YEAR END (\$000 OMITTED)										11 Current Year Premiums Earned
	1	2	3	4	5	6	7	8	9	10	
	2012	2013	2014	2015	2016	2017	2018	2019	2020	2021	
1. Prior.....	0	0	0	0	0	0	0	0	0	0	0
2. 2012.....	5,957	5,957	5,957	5,957	5,957	5,957	5,957	5,957	5,957	5,957	0
3. 2013.....	XXX	7,619	7,619	7,619	7,619	7,619	7,619	7,619	7,619	7,619	0
4. 2014.....	XXX	XXX	13,221	13,221	13,221	13,221	13,221	13,221	13,221	13,221	0
5. 2015.....	XXX	XXX	XXX	15,316	15,316	15,316	15,316	15,316	15,316	15,316	0
6. 2016.....	XXX	XXX	XXX	XXX	16,795	16,795	16,795	16,795	16,795	16,795	0
7. 2017.....	XXX	XXX	XXX	XXX	XXX	17,384	17,384	17,384	17,384	17,384	0
8. 2018.....	XXX	XXX	XXX	XXX	XXX	XXX	18,216	18,216	18,216	18,216	0
9. 2019.....	XXX	XXX	XXX	XXX	XXX	XXX	XXX	19,162	19,162	19,162	0
10. 2020.....	XXX	XXX	XXX	XXX	XXX	XXX	XXX	XXX	21,404	21,404	0
11. 2021.....	XXX	XXX	XXX	XXX	XXX	XXX	XXX	XXX	XXX	36,886	36,886
12. Totals.....	XXX	XXX	XXX	XXX	XXX	XXX	XXX	XXX	XXX	XXX	36,886
13. Earned Premiums (Sch P-Pt. 1)	5,957	7,619	13,221	15,316	16,795	17,384	18,216	19,162	21,404	36,886	XXX

SECTION 2

Years in Which Premiums Were Earned and Losses Were Incurred	CUMULATIVE PREMIUMS EARNED CEDED AT YEAR END (\$000 OMITTED)										11 Current Year Premiums Earned
	1	2	3	4	5	6	7	8	9	10	
	2012	2013	2014	2015	2016	2017	2018	2019	2020	2021	
1. Prior.....	0	0	0	0	0	0	0	0	0	0	0
2. 2012.....	3,548	3,548	3,548	3,548	3,548	3,548	3,548	3,548	3,548	3,548	0
3. 2013.....	XXX	1,664	1,664	1,664	1,664	1,664	1,664	1,664	1,664	1,664	0
4. 2014.....	XXX	XXX	2,288	2,288	2,288	2,288	2,288	2,288	2,288	2,288	0
5. 2015.....	XXX	XXX	XXX	3,693	3,693	3,693	3,693	3,693	3,693	3,693	0
6. 2016.....	XXX	XXX	XXX	XXX	4,869	4,869	4,869	4,869	4,869	4,869	0
7. 2017.....	XXX	XXX	XXX	XXX	XXX	6,040	6,040	6,040	6,040	6,040	0
8. 2018.....	XXX	XXX	XXX	XXX	XXX	XXX	8,255	8,255	8,255	8,255	0
9. 2019.....	XXX	XXX	XXX	XXX	XXX	XXX	XXX	9,818	9,818	9,818	0
10. 2020.....	XXX	XXX	XXX	XXX	XXX	XXX	XXX	XXX	11,350	11,350	0
11. 2021.....	XXX	XXX	XXX	XXX	XXX	XXX	XXX	XXX	XXX	27,146	27,146
12. Totals.....	XXX	XXX	XXX	XXX	XXX	XXX	XXX	XXX	XXX	XXX	27,146
13. Earned Premiums (Sch P-Pt. 1)	3,548	1,664	2,288	3,693	4,869	6,040	8,255	9,818	11,350	27,146	XXX

**SCHEDULE P - PART 6H - OTHER LIABILITY - OCCURRENCE
SECTION 1A**

Years in Which Premiums Were Earned and Losses Were Incurred	CUMULATIVE PREMIUMS EARNED DIRECT AND ASSUMED AT YEAR END (\$000 OMITTED)										11 Current Year Premiums Earned
	1	2	3	4	5	6	7	8	9	10	
	2012	2013	2014	2015	2016	2017	2018	2019	2020	2021	
1. Prior.....	0	0	0	0	0	0	0	0	0	0	0
2. 2012.....	21,345	21,345	21,345	21,345	21,345	21,345	21,345	21,345	21,345	21,345	0
3. 2013.....	XXX	20,332	20,332	20,332	20,332	20,332	20,332	20,332	20,332	20,332	0
4. 2014.....	XXX	XXX	22,679	22,679	22,679	22,679	22,679	22,679	22,679	22,679	0
5. 2015.....	XXX	XXX	XXX	27,305	27,305	27,305	27,305	27,305	27,305	27,305	0
6. 2016.....	XXX	XXX	XXX	XXX	32,628	32,628	32,628	32,628	32,628	32,628	0
7. 2017.....	XXX	XXX	XXX	XXX	XXX	35,415	35,415	35,415	35,415	35,415	0
8. 2018.....	XXX	XXX	XXX	XXX	XXX	XXX	35,161	35,161	35,161	35,161	0
9. 2019.....	XXX	XXX	XXX	XXX	XXX	XXX	XXX	26,521	26,521	26,521	0
10. 2020.....	XXX	XXX	XXX	XXX	XXX	XXX	XXX	XXX	27,947	27,947	0
11. 2021.....	XXX	XXX	XXX	XXX	XXX	XXX	XXX	XXX	XXX	29,041	29,041
12. Totals.....	XXX	XXX	XXX	XXX	XXX	XXX	XXX	XXX	XXX	XXX	29,041
13. Earned Premiums (Sch P-Pt. 1)	21,345	20,332	22,679	27,305	32,628	35,415	35,161	26,521	27,947	29,041	XXX

SECTION 2A

Years in Which Premiums Were Earned and Losses Were Incurred	CUMULATIVE PREMIUMS EARNED CEDED AT YEAR END (\$000 OMITTED)										11 Current Year Premiums Earned
	1	2	3	4	5	6	7	8	9	10	
	2012	2013	2014	2015	2016	2017	2018	2019	2020	2021	
1. Prior.....	0	0	0	0	0	0	0	0	0	0	0
2. 2012.....	2,248	2,248	2,248	2,248	2,248	2,248	2,248	2,248	2,248	2,248	0
3. 2013.....	XXX	489	489	489	489	489	489	489	489	489	0
4. 2014.....	XXX	XXX	1,424	1,424	1,424	1,424	1,424	1,424	1,424	1,424	0
5. 2015.....	XXX	XXX	XXX	6,356	6,356	6,356	6,356	6,356	6,356	6,356	0
6. 2016.....	XXX	XXX	XXX	XXX	16,381	16,381	16,381	16,381	16,381	16,381	0
7. 2017.....	XXX	XXX	XXX	XXX	XXX	28,351	28,351	28,351	28,351	28,351	0
8. 2018.....	XXX	XXX	XXX	XXX	XXX	XXX	27,734	27,734	27,734	27,734	0
9. 2019.....	XXX	XXX	XXX	XXX	XXX	XXX	XXX	19,040	19,040	19,040	0
10. 2020.....	XXX	XXX	XXX	XXX	XXX	XXX	XXX	XXX	20,309	20,309	0
11. 2021.....	XXX	XXX	XXX	XXX	XXX	XXX	XXX	XXX	XXX	21,700	21,700
12. Totals.....	XXX	XXX	XXX	XXX	XXX	XXX	XXX	XXX	XXX	XXX	21,700
13. Earned Premiums (Sch P-Pt. 1)	2,248	489	1,424	6,356	16,381	28,351	27,734	19,040	20,309	21,700	XXX

ANNUAL STATEMENT FOR THE YEAR 2021 OF THE American Modern Home Insurance Co.

SCHEDULE P - PART 6H - OTHER LIABILITY - CLAIMS-MADE

SECTION 1B

Years in Which Premiums Were Earned and Losses Were Incurred	CUMULATIVE PREMIUMS EARNED DIRECT AND ASSUMED AT YEAR END (\$000 OMITTED)										11 Current Year Premiums Earned
	1 2012	2 2013	3 2014	4 2015	5 2016	6 2017	7 2018	8 2019	9 2020	10 2021	
1. Prior.....	0	0	0	0	0	0	0	0	0	0	0
2. 2012.....	0	0	0	0	0	0	0	0	0	0	0
3. 2013.....	XXX	0	0	0	0	0	0	0	0	0	0
4. 2014.....	XXX	XXX	12	12	12	12	12	12	12	12	0
5. 2015.....	XXX	XXX	XXX	29	29	29	29	29	29	29	0
6. 2016.....	XXX	XXX	XXX	XXX	560	560	560	560	560	560	0
7. 2017.....	XXX	XXX	XXX	XXX	XXX	1,252	1,252	1,252	1,252	1,252	0
8. 2018.....	XXX	XXX	XXX	XXX	XXX	XXX	1,764	1,764	1,764	1,764	0
9. 2019.....	XXX	XXX	XXX	XXX	XXX	XXX	XXX	2,656	2,656	2,656	0
10. 2020.....	XXX	XXX	XXX	XXX	XXX	XXX	XXX	XXX	697	697	0
11. 2021.....	XXX	XXX	XXX	XXX	XXX	XXX	XXX	XXX	XXX	1,062	1,062
12. Totals.....	XXX	XXX	XXX	XXX	XXX	XXX	XXX	XXX	XXX	XXX	1,062
13. Earned Premiums (Sch P-Pt. 1)	0	0	12	29	560	1,252	1,764	2,656	697	1,062	XXX

SECTION 2B

Years in Which Premiums Were Earned and Losses Were Incurred	CUMULATIVE PREMIUMS EARNED CEDED AT YEAR END (\$000 OMITTED)										11 Current Year Premiums Earned
	1 2012	2 2013	3 2014	4 2015	5 2016	6 2017	7 2018	8 2019	9 2020	10 2021	
1. Prior.....	0	0	0	0	0	0	0	0	0	0	0
2. 2012.....	0	0	0	0	0	0	0	0	0	0	0
3. 2013.....	XXX	0	0	0	0	0	0	0	0	0	0
4. 2014.....	XXX	XXX	12	12	12	12	12	12	12	12	0
5. 2015.....	XXX	XXX	XXX	29	29	29	29	29	29	29	0
6. 2016.....	XXX	XXX	XXX	XXX	560	560	560	560	560	560	0
7. 2017.....	XXX	XXX	XXX	XXX	XXX	1,252	1,252	1,252	1,252	1,252	0
8. 2018.....	XXX	XXX	XXX	XXX	XXX	XXX	1,764	1,764	1,764	1,764	0
9. 2019.....	XXX	XXX	XXX	XXX	XXX	XXX	XXX	2,656	2,656	2,656	0
10. 2020.....	XXX	XXX	XXX	XXX	XXX	XXX	XXX	XXX	697	697	0
11. 2021.....	XXX	XXX	XXX	XXX	XXX	XXX	XXX	XXX	XXX	1,062	1,062
12. Totals.....	XXX	XXX	XXX	XXX	XXX	XXX	XXX	XXX	XXX	XXX	1,062
13. Earned Premiums (Sch P-Pt. 1)	0	0	12	29	560	1,252	1,764	2,656	697	1,062	XXX

SCHEDULE P - PART 6M - INTERNATIONAL

SECTION 1

Years in Which Premiums Were Earned and Losses Were Incurred	CUMULATIVE PREMIUMS EARNED DIRECT AND ASSUMED AT YEAR END (\$000 OMITTED)										11 Current Year Premiums Earned
	1 2012	2 2013	3 2014	4 2015	5 2016	6 2017	7 2018	8 2019	9 2020	10 2021	
1. Prior.....	0	0	0	0	0	0	0	0	0	0	0
2. 2012.....	0	0	0	0	0	0	0	0	0	0	0
3. 2013.....	XXX	0	0	0	0	0	0	0	0	0	0
4. 2014.....	XXX	XXX	0	0	0	0	0	0	0	0	0
5. 2015.....	XXX	XXX	XXX	0	0	0	0	0	0	0	0
6. 2016.....	XXX	XXX	XXX	XXX	0	0	0	0	0	0	0
7. 2017.....	XXX	XXX	XXX	XXX	XXX	0	0	0	0	0	0
8. 2018.....	XXX	XXX	XXX	XXX	XXX	XXX	0	0	0	0	0
9. 2019.....	XXX	XXX	XXX	XXX	XXX	XXX	XXX	0	0	0	0
10. 2020.....	XXX	XXX	XXX	XXX	XXX	XXX	XXX	XXX	0	0	0
11. 2021.....	XXX	XXX	XXX	XXX	XXX	XXX	XXX	XXX	XXX	0	0
12. Totals.....	XXX	XXX	XXX	XXX	XXX	XXX	XXX	XXX	XXX	XXX	0
13. Earned Premiums (Sch P-Pt. 1)	0	0	0	0	0	0	0	0	0	0	XXX

SECTION 2

Years in Which Premiums Were Earned and Losses Were Incurred	CUMULATIVE PREMIUMS EARNED CEDED AT YEAR END (\$000 OMITTED)										11 Current Year Premiums Earned
	1 2012	2 2013	3 2014	4 2015	5 2016	6 2017	7 2018	8 2019	9 2020	10 2021	
1. Prior.....	0	0	0	0	0	0	0	0	0	0	0
2. 2012.....	0	0	0	0	0	0	0	0	0	0	0
3. 2013.....	XXX	0	0	0	0	0	0	0	0	0	0
4. 2014.....	XXX	XXX	0	0	0	0	0	0	0	0	0
5. 2015.....	XXX	XXX	XXX	0	0	0	0	0	0	0	0
6. 2016.....	XXX	XXX	XXX	XXX	0	0	0	0	0	0	0
7. 2017.....	XXX	XXX	XXX	XXX	XXX	0	0	0	0	0	0
8. 2018.....	XXX	XXX	XXX	XXX	XXX	XXX	0	0	0	0	0
9. 2019.....	XXX	XXX	XXX	XXX	XXX	XXX	XXX	0	0	0	0
10. 2020.....	XXX	XXX	XXX	XXX	XXX	XXX	XXX	XXX	0	0	0
11. 2021.....	XXX	XXX	XXX	XXX	XXX	XXX	XXX	XXX	XXX	0	0
12. Totals.....	XXX	XXX	XXX	XXX	XXX	XXX	XXX	XXX	XXX	XXX	0
13. Earned Premiums (Sch P-Pt. 1)	0	0	0	0	0	0	0	0	0	0	XXX

**SCHEDULE P - PART 6N - REINSURANCE - NONPROPORTIONAL ASSUMED PROPERTY
SECTION 1**

Years in Which Premiums Were Earned and Losses Were Incurred	CUMULATIVE PREMIUMS EARNED DIRECT AND ASSUMED AT YEAR END (\$000 OMITTED)										11 Current Year Premiums Earned
	1 2012	2 2013	3 2014	4 2015	5 2016	6 2017	7 2018	8 2019	9 2020	10 2021	
1. Prior.....	0	0	0	0	0	0	0	0	0	0	0
2. 2012.....	0	0	0	0	0	0	0	0	0	0	0
3. 2013.....	XXX	0	0	0	0	0	0	0	0	0	0
4. 2014.....	XXX	XXX	0	0	0	0	0	0	0	0	0
5. 2015.....	XXX	XXX	XXX	0	0	0	0	0	0	0	0
6. 2016.....	XXX	XXX	XXX	XXX	0	0	0	0	0	0	0
7. 2017.....	XXX	XXX	XXX	XXX	XXX	0	0	0	0	0	0
8. 2018.....	XXX	XXX	XXX	XXX	XXX	XXX	0	0	0	0	0
9. 2019.....	XXX	XXX	XXX	XXX	XXX	XXX	XXX	0	0	0	0
10. 2020.....	XXX	XXX	XXX	XXX	XXX	XXX	XXX	XXX	0	0	0
11. 2021.....	XXX	XXX	XXX	XXX	XXX	XXX	XXX	XXX	XXX	0	0
12. Totals.....	XXX	XXX	XXX	XXX	XXX	XXX	XXX	XXX	XXX	XXX	0
13. Earned Premiums (Sch P-Pt. 1)	0	0	0	0	0	0	0	0	0	0	XXX

SECTION 2

Years in Which Premiums Were Earned and Losses Were Incurred	CUMULATIVE PREMIUMS EARNED CEDED AT YEAR END (\$000 OMITTED)										11 Current Year Premiums Earned
	1 2012	2 2013	3 2014	4 2015	5 2016	6 2017	7 2018	8 2019	9 2020	10 2021	
1. Prior.....	0	0	0	0	0	0	0	0	0	0	0
2. 2012.....	0	0	0	0	0	0	0	0	0	0	0
3. 2013.....	XXX	0	0	0	0	0	0	0	0	0	0
4. 2014.....	XXX	XXX	0	0	0	0	0	0	0	0	0
5. 2015.....	XXX	XXX	XXX	0	0	0	0	0	0	0	0
6. 2016.....	XXX	XXX	XXX	XXX	0	0	0	0	0	0	0
7. 2017.....	XXX	XXX	XXX	XXX	XXX	0	0	0	0	0	0
8. 2018.....	XXX	XXX	XXX	XXX	XXX	XXX	0	0	0	0	0
9. 2019.....	XXX	XXX	XXX	XXX	XXX	XXX	XXX	0	0	0	0
10. 2020.....	XXX	XXX	XXX	XXX	XXX	XXX	XXX	XXX	0	0	0
11. 2021.....	XXX	XXX	XXX	XXX	XXX	XXX	XXX	XXX	XXX	0	0
12. Totals.....	XXX	XXX	XXX	XXX	XXX	XXX	XXX	XXX	XXX	XXX	0
13. Earned Premiums (Sch P-Pt. 1)	0	0	0	0	0	0	0	0	0	0	XXX

**SCHEDULE P - PART 6O - REINSURANCE - NONPROPORTIONAL ASSUMED LIABILITY
SECTION 1**

Years in Which Premiums Were Earned and Losses Were Incurred	CUMULATIVE PREMIUMS EARNED DIRECT AND ASSUMED AT YEAR END (\$000 OMITTED)										11 Current Year Premiums Earned
	1 2012	2 2013	3 2014	4 2015	5 2016	6 2017	7 2018	8 2019	9 2020	10 2021	
1. Prior.....	0	0	0	0	0	0	0	0	0	0	0
2. 2012.....	0	0	0	0	0	0	0	0	0	0	0
3. 2013.....	XXX	0	0	0	0	0	0	0	0	0	0
4. 2014.....	XXX	XXX	0	0	0	0	0	0	0	0	0
5. 2015.....	XXX	XXX	XXX	0	0	0	0	0	0	0	0
6. 2016.....	XXX	XXX	XXX	XXX	0	0	0	0	0	0	0
7. 2017.....	XXX	XXX	XXX	XXX	XXX	0	0	0	0	0	0
8. 2018.....	XXX	XXX	XXX	XXX	XXX	XXX	0	0	0	0	0
9. 2019.....	XXX	XXX	XXX	XXX	XXX	XXX	XXX	0	0	0	0
10. 2020.....	XXX	XXX	XXX	XXX	XXX	XXX	XXX	XXX	0	0	0
11. 2021.....	XXX	XXX	XXX	XXX	XXX	XXX	XXX	XXX	XXX	0	0
12. Totals.....	XXX	XXX	XXX	XXX	XXX	XXX	XXX	XXX	XXX	XXX	0
13. Earned Premiums (Sch P-Pt. 1)	0	0	0	0	0	0	0	0	0	0	XXX

SECTION 2

Years in Which Premiums Were Earned and Losses Were Incurred	CUMULATIVE PREMIUMS EARNED CEDED AT YEAR END (\$000 OMITTED)										11 Current Year Premiums Earned
	1 2012	2 2013	3 2014	4 2015	5 2016	6 2017	7 2018	8 2019	9 2020	10 2021	
1. Prior.....	0	0	0	0	0	0	0	0	0	0	0
2. 2012.....	0	0	0	0	0	0	0	0	0	0	0
3. 2013.....	XXX	0	0	0	0	0	0	0	0	0	0
4. 2014.....	XXX	XXX	0	0	0	0	0	0	0	0	0
5. 2015.....	XXX	XXX	XXX	0	0	0	0	0	0	0	0
6. 2016.....	XXX	XXX	XXX	XXX	0	0	0	0	0	0	0
7. 2017.....	XXX	XXX	XXX	XXX	XXX	0	0	0	0	0	0
8. 2018.....	XXX	XXX	XXX	XXX	XXX	XXX	0	0	0	0	0
9. 2019.....	XXX	XXX	XXX	XXX	XXX	XXX	XXX	0	0	0	0
10. 2020.....	XXX	XXX	XXX	XXX	XXX	XXX	XXX	XXX	0	0	0
11. 2021.....	XXX	XXX	XXX	XXX	XXX	XXX	XXX	XXX	XXX	0	0
12. Totals.....	XXX	XXX	XXX	XXX	XXX	XXX	XXX	XXX	XXX	XXX	0
13. Earned Premiums (Sch P-Pt. 1)	0	0	0	0	0	0	0	0	0	0	XXX

ANNUAL STATEMENT FOR THE YEAR 2021 OF THE American Modern Home Insurance Co.

SCHEDULE P - PART 6R - PRODUCTS LIABILITY - OCCURRENCE

SECTION 1A

Years in Which Premiums Were Earned and Losses Were Incurred	CUMULATIVE PREMIUMS EARNED DIRECT AND ASSUMED AT YEAR END (\$000 OMITTED)										11 Current Year Premiums Earned	
	1 2012	2 2013	3 2014	4 2015	5 2016	6 2017	7 2018	8 2019	9 2020	10 2021		
1. Prior.....	0	0	0	0	0	0	0	0	0	0	0	0
2. 2012.....	0	0	0	0	0	0	0	0	0	0	0	0
3. 2013.....	XXX	0	0	0	0	0	0	0	0	0	0	0
4. 2014.....	XXX	XXX	0	0	0	0	0	0	0	0	0	0
5. 2015.....	XXX	XXX	XXX	0	0	0	0	0	0	0	0	0
6. 2016.....	XXX	XXX	XXX	XXX	0	0	0	0	0	0	0	0
7. 2017.....	XXX	XXX	XXX	XXX	XXX	0	0	0	0	0	0	0
8. 2018.....	XXX	XXX	XXX	XXX	XXX	XXX	0	0	0	0	0	0
9. 2019.....	XXX	XXX	XXX	XXX	XXX	XXX	XXX	0	0	0	0	0
10. 2020.....	XXX	XXX	XXX	XXX	XXX	XXX	XXX	XXX	0	0	0	0
11. 2021.....	XXX	XXX	XXX	XXX	XXX	XXX	XXX	XXX	XXX	0	0	0
12. Totals.....	XXX	XXX	XXX	XXX	XXX	XXX	XXX	XXX	XXX	XXX	XXX	0
13. Earned Premiums (Sch P-Pt. 1)	0	0	0	0	0	0	0	0	0	0	0	XXX

SECTION 2A

Years in Which Premiums Were Earned and Losses Were Incurred	CUMULATIVE PREMIUMS EARNED CEDED AT YEAR END (\$000 OMITTED)										11 Current Year Premiums Earned	
	1 2012	2 2013	3 2014	4 2015	5 2016	6 2017	7 2018	8 2019	9 2020	10 2021		
1. Prior.....	0	0	0	0	0	0	0	0	0	0	0	0
2. 2012.....	0	0	0	0	0	0	0	0	0	0	0	0
3. 2013.....	XXX	0	0	0	0	0	0	0	0	0	0	0
4. 2014.....	XXX	XXX	0	0	0	0	0	0	0	0	0	0
5. 2015.....	XXX	XXX	XXX	0	0	0	0	0	0	0	0	0
6. 2016.....	XXX	XXX	XXX	XXX	0	0	0	0	0	0	0	0
7. 2017.....	XXX	XXX	XXX	XXX	XXX	0	0	0	0	0	0	0
8. 2018.....	XXX	XXX	XXX	XXX	XXX	XXX	0	0	0	0	0	0
9. 2019.....	XXX	XXX	XXX	XXX	XXX	XXX	XXX	0	0	0	0	0
10. 2020.....	XXX	XXX	XXX	XXX	XXX	XXX	XXX	XXX	0	0	0	0
11. 2021.....	XXX	XXX	XXX	XXX	XXX	XXX	XXX	XXX	XXX	0	0	0
12. Totals.....	XXX	XXX	XXX	XXX	XXX	XXX	XXX	XXX	XXX	XXX	XXX	0
13. Earned Premiums (Sch P-Pt. 1)	0	0	0	0	0	0	0	0	0	0	0	XXX

SCHEDULE P - PART 6R - PRODUCTS LIABILITY - CLAIMS-MADE

SECTION 1B

Years in Which Premiums Were Earned and Losses Were Incurred	CUMULATIVE PREMIUMS EARNED DIRECT AND ASSUMED AT YEAR END (\$000 OMITTED)										11 Current Year Premiums Earned	
	1 2012	2 2013	3 2014	4 2015	5 2016	6 2017	7 2018	8 2019	9 2020	10 2021		
1. Prior.....	0	0	0	0	0	0	0	0	0	0	0	0
2. 2012.....	0	0	0	0	0	0	0	0	0	0	0	0
3. 2013.....	XXX	0	0	0	0	0	0	0	0	0	0	0
4. 2014.....	XXX	XXX	0	0	0	0	0	0	0	0	0	0
5. 2015.....	XXX	XXX	XXX	0	0	0	0	0	0	0	0	0
6. 2016.....	XXX	XXX	XXX	XXX	0	0	0	0	0	0	0	0
7. 2017.....	XXX	XXX	XXX	XXX	XXX	0	0	0	0	0	0	0
8. 2018.....	XXX	XXX	XXX	XXX	XXX	XXX	0	0	0	0	0	0
9. 2019.....	XXX	XXX	XXX	XXX	XXX	XXX	XXX	0	0	0	0	0
10. 2020.....	XXX	XXX	XXX	XXX	XXX	XXX	XXX	XXX	0	0	0	0
11. 2021.....	XXX	XXX	XXX	XXX	XXX	XXX	XXX	XXX	XXX	0	0	0
12. Totals.....	XXX	XXX	XXX	XXX	XXX	XXX	XXX	XXX	XXX	XXX	XXX	0
13. Earned Premiums (Sch P-Pt. 1)	0	0	0	0	0	0	0	0	0	0	0	XXX

SECTION 2B

Years in Which Premiums Were Earned and Losses Were Incurred	CUMULATIVE PREMIUMS EARNED CEDED AT YEAR END (\$000 OMITTED)										11 Current Year Premiums Earned	
	1 2012	2 2013	3 2014	4 2015	5 2016	6 2017	7 2018	8 2019	9 2020	10 2021		
1. Prior.....	0	0	0	0	0	0	0	0	0	0	0	0
2. 2012.....	0	0	0	0	0	0	0	0	0	0	0	0
3. 2013.....	XXX	0	0	0	0	0	0	0	0	0	0	0
4. 2014.....	XXX	XXX	0	0	0	0	0	0	0	0	0	0
5. 2015.....	XXX	XXX	XXX	0	0	0	0	0	0	0	0	0
6. 2016.....	XXX	XXX	XXX	XXX	0	0	0	0	0	0	0	0
7. 2017.....	XXX	XXX	XXX	XXX	XXX	0	0	0	0	0	0	0
8. 2018.....	XXX	XXX	XXX	XXX	XXX	XXX	0	0	0	0	0	0
9. 2019.....	XXX	XXX	XXX	XXX	XXX	XXX	XXX	0	0	0	0	0
10. 2020.....	XXX	XXX	XXX	XXX	XXX	XXX	XXX	XXX	0	0	0	0
11. 2021.....	XXX	XXX	XXX	XXX	XXX	XXX	XXX	XXX	XXX	0	0	0
12. Totals.....	XXX	XXX	XXX	XXX	XXX	XXX	XXX	XXX	XXX	XXX	XXX	0
13. Earned Premiums (Sch P-Pt. 1)	0	0	0	0	0	0	0	0	0	0	0	XXX

SCHEDULE P - PART 7A - PRIMARY LOSS SENSITIVE CONTRACTS (\$000 OMITTED)

SECTION 1

Schedule P - Part 1	1 Total Net Losses and Expenses Unpaid	2 Net Losses and Expenses Unpaid on Loss Sensitive Contracts	3 Loss Sensitive as Percentage of Total	4 Total Net Premiums Written	5 Net Premiums Written on Loss Sensitive Contracts	6 Loss Sensitive as Percentage of Total
1. Homeowners/Farmowners	33,402	0	0.0	163,063	0	0.0
2. Private Passenger Auto Liability/ Medical	12,949	0	0.0	20,204	0	0.0
3. Commercial Auto/Truck Liability/ Medical	2,231	0	0.0	1,691	0	0.0
4. Workers' Compensation	0	0	0.0	0	0	0.0
5. Commercial Multiple Peril	5,643	0	0.0	9,308	0	0.0
6. Medical Professional Liability - Occurrence	0	0	0.0	0	0	0.0
7. Medical Professional Liability - Claims - Made	0	0	0.0	0	0	0.0
8. Special Liability	2,310	0	0.0	13,056	0	0.0
9. Other Liability - Occurrence	8,441	0	0.0	7,533	0	0.0
10. Other Liability - Claims-Made	0	0	0.0	0	0	0.0
11. Special Property	20,027	0	0.0	171,284	0	0.0
12. Auto Physical Damage	4,819	0	0.0	62,049	0	0.0
13. Fidelity/Surety	0	0	0.0	0	0	0.0
14. Other	0	0	0.0	0	0	0.0
15. International	0	0	0.0	0	0	0.0
16. Reinsurance - Nonproportional Assumed Property	XXX	XXX	XXX	XXX	XXX	XXX
17. Reinsurance - Nonproportional Assumed Liability	XXX	XXX	XXX	XXX	XXX	XXX
18. Reinsurance - Nonproportional Assumed Financial Lines	XXX	XXX	XXX	XXX	XXX	XXX
19. Products Liability - Occurrence	0	0	0.0	0	0	0.0
20. Products Liability - Claims-Made	0	0	0.0	0	0	0.0
21. Financial Guaranty/Mortgage Guaranty	0	0	0.0	0	0	0.0
22. Warranty	0	0	0.0	0	0	0.0
23. Totals	89,822	0	0.0	448,188	0	0.0

SECTION 2

Years in Which Policies Were Issued	INCURRED LOSSES AND DEFENSE AND COST CONTAINMENT EXPENSES REPORTED AT YEAR END (\$000 OMITTED)									
	1	2	3	4	5	6	7	8	9	10
	2012	2013	2014	2015	2016	2017	2018	2019	2020	2021
1. Prior	0	0	0	0	0	0	0	0	0	0
2. 2012	0	0	0	0	0	0	0	0	0	0
3. 2013	XXX	0	0	0	0	0	0	0	0	0
4. 2014	XXX	XXX	0	0	0	0	0	0	0	0
5. 2015	XXX	XXX	XXX	0	0	0	0	0	0	0
6. 2016	XXX	XXX	XXX	XXX	0	0	0	0	0	0
7. 2017	XXX	XXX	XXX	XXX	XXX	0	0	0	0	0
8. 2018	XXX	XXX	XXX	XXX	XXX	XXX	0	0	0	0
9. 2019	XXX	XXX	XXX	XXX	XXX	XXX	XXX	0	0	0
10. 2020	XXX	XXX	XXX	XXX	XXX	XXX	XXX	XXX	0	0
11. 2021	XXX	XXX	XXX	XXX	XXX	XXX	XXX	XXX	XXX	0

SECTION 3

Years in Which Policies Were Issued	BULK AND INCURRED BUT NOT REPORTED RESERVES FOR LOSSES AND DEFENSE AND COST CONTAINMENT EXPENSES AT YEAR END (\$000 OMITTED)									
	1	2	3	4	5	6	7	8	9	10
	2012	2013	2014	2015	2016	2017	2018	2019	2020	2021
1. Prior	0	0	0	0	0	0	0	0	0	0
2. 2012	0	0	0	0	0	0	0	0	0	0
3. 2013	XXX	0	0	0	0	0	0	0	0	0
4. 2014	XXX	XXX	0	0	0	0	0	0	0	0
5. 2015	XXX	XXX	XXX	0	0	0	0	0	0	0
6. 2016	XXX	XXX	XXX	XXX	0	0	0	0	0	0
7. 2017	XXX	XXX	XXX	XXX	XXX	0	0	0	0	0
8. 2018	XXX	XXX	XXX	XXX	XXX	XXX	0	0	0	0
9. 2019	XXX	XXX	XXX	XXX	XXX	XXX	XXX	0	0	0
10. 2020	XXX	XXX	XXX	XXX	XXX	XXX	XXX	XXX	0	0
11. 2021	XXX	XXX	XXX	XXX	XXX	XXX	XXX	XXX	XXX	0

ANNUAL STATEMENT FOR THE YEAR 2021 OF THE American Modern Home Insurance Co.
SCHEDULE P - PART 7A - PRIMARY LOSS SENSITIVE CONTRACTS (Continued)

SECTION 4

Years in Which Policies Were Issued	NET EARNED PREMIUMS REPORTED AT YEAR END (\$000 OMITTED)									
	1	2	3	4	5	6	7	8	9	10
	2012	2013	2014	2015	2016	2017	2018	2019	2020	2021
1. Prior	.0	.0	.0	.0	.0	.0	.0	.0	.0	.0
2. 2012	.0	.0	.0	.0	.0	.0	.0	.0	.0	.0
3. 2013	.XXX	.0	.0	.0	.0	.0	.0	.0	.0	.0
4. 2014	.XXX	.XXX	.0	.0	.0	.0	.0	.0	.0	.0
5. 2015	.XXX	.XXX	.XXX	.0	.0	.0	.0	.0	.0	.0
6. 2016	.XXX	.XXX	.XXX	.XXX	.0	.0	.0	.0	.0	.0
7. 2017	.XXX	.XXX	.XXX	.XXX	.XXX	.0	.0	.0	.0	.0
8. 2018	.XXX	.XXX	.XXX	.XXX	.XXX	.XXX	.0	.0	.0	.0
9. 2019	.XXX	.XXX	.XXX	.XXX	.XXX	.XXX	.XXX	.0	.0	.0
10. 2020	.XXX	.XXX	.XXX	.XXX	.XXX	.XXX	.XXX	.XXX	.0	.0
11. 2021	.XXX	.XXX	.XXX	.XXX	.XXX	.XXX	.XXX	.XXX	.XXX	.0

SECTION 5

Years in Which Policies Were Issued	NET RESERVE FOR PREMIUM ADJUSTMENTS AND ACCRUED RETROSPECTIVE PREMIUMS AT YEAR END (\$000 OMITTED)									
	1	2	3	4	5	6	7	8	9	10
	2012	2013	2014	2015	2016	2017	2018	2019	2020	2021
1. Prior	.0	.0	.0	.0	.0	.0	.0	.0	.0	.0
2. 2012	.0	.0	.0	.0	.0	.0	.0	.0	.0	.0
3. 2013	.XXX	.0	.0	.0	.0	.0	.0	.0	.0	.0
4. 2014	.XXX	.XXX	.0	.0	.0	.0	.0	.0	.0	.0
5. 2015	.XXX	.XXX	.XXX	.0	.0	.0	.0	.0	.0	.0
6. 2016	.XXX	.XXX	.XXX	.XXX	.0	.0	.0	.0	.0	.0
7. 2017	.XXX	.XXX	.XXX	.XXX	.XXX	.0	.0	.0	.0	.0
8. 2018	.XXX	.XXX	.XXX	.XXX	.XXX	.XXX	.0	.0	.0	.0
9. 2019	.XXX	.XXX	.XXX	.XXX	.XXX	.XXX	.XXX	.0	.0	.0
10. 2020	.XXX	.XXX	.XXX	.XXX	.XXX	.XXX	.XXX	.XXX	.0	.0
11. 2021	.XXX	.XXX	.XXX	.XXX	.XXX	.XXX	.XXX	.XXX	.XXX	.0

SCHEDULE P - PART 7B - REINSURANCE LOSS SENSITIVE CONTRACTS (\$000 OMITTED)

SECTION 1

Schedule P - Part 1	1 Total Net Losses and Expenses Unpaid	2 Net Losses and Expenses Unpaid on Loss Sensitive Contracts	3 Loss Sensitive as Percentage of Total	4 Total Net Premiums Written	5 Net Premiums Written on Loss Sensitive Contracts	6 Loss Sensitive as Percentage of Total
1. Homeowners/Farmowners	33,402	0	0.0	163,063	0	0.0
2. Private Passenger Auto Liability/Medical	12,949	0	0.0	20,204	0	0.0
3. Commercial Auto/Truck Liability/Medical	2,231	0	0.0	1,691	0	0.0
4. Workers' Compensation	0	0	0.0	0	0	0.0
5. Commercial Multiple Peril	5,643	0	0.0	9,308	0	0.0
6. Medical Professional Liability - Occurrence	0	0	0.0	0	0	0.0
7. Medical Professional Liability - Claims - Made	0	0	0.0	0	0	0.0
8. Special Liability	2,310	0	0.0	13,056	0	0.0
9. Other Liability - Occurrence	8,441	0	0.0	7,533	0	0.0
10. Other Liability - Claims-Made	0	0	0.0	0	0	0.0
11. Special Property	20,027	0	0.0	171,284	0	0.0
12. Auto Physical Damage	4,819	0	0.0	62,049	0	0.0
13. Fidelity/Surety	0	0	0.0	0	0	0.0
14. Other	0	0	0.0	0	0	0.0
15. International	0	0	0.0	0	0	0.0
16. Reinsurance - Nonproportional Assumed Property	0	0	0.0	0	0	0.0
17. Reinsurance - Nonproportional Assumed Liability	0	0	0.0	0	0	0.0
18. Reinsurance - Nonproportional Assumed Financial Lines	0	0	0.0	0	0	0.0
19. Products Liability - Occurrence	0	0	0.0	0	0	0.0
20. Products Liability - Claims-Made	0	0	0.0	0	0	0.0
21. Financial Guaranty/Mortgage Guaranty	0	0	0.0	0	0	0.0
22. Warranty	0	0	0.0	0	0	0.0
23. Totals	89,822	0	0.0	448,188	0	0.0

SECTION 2

Years in Which Policies Were Issued	INCURRED LOSSES AND DEFENSE AND COST CONTAINMENT EXPENSES REPORTED AT YEAR END (\$000 OMITTED)									
	1	2	3	4	5	6	7	8	9	10
	2012	2013	2014	2015	2016	2017	2018	2019	2020	2021
1. Prior	0	0	0	0	0	0	0	0	0	0
2. 2012	0	0	0	0	0	0	0	0	0	0
3. 2013	XXX	0	0	0	0	0	0	0	0	0
4. 2014	XXX	XXX	0	0	0	0	0	0	0	0
5. 2015	XXX	XXX	XXX	0	0	0	0	0	0	0
6. 2016	XXX	XXX	XXX	XXX	0	0	0	0	0	0
7. 2017	XXX	XXX	XXX	XXX	XXX	0	0	0	0	0
8. 2018	XXX	XXX	XXX	XXX	XXX	XXX	0	0	0	0
9. 2019	XXX	XXX	XXX	XXX	XXX	XXX	XXX	0	0	0
10. 2020	XXX	XXX	XXX	XXX	XXX	XXX	XXX	XXX	0	0
11. 2021	XXX	XXX	XXX	XXX	XXX	XXX	XXX	XXX	XXX	0

SECTION 3

Years in Which Policies Were Issued	BULK AND INCURRED BUT NOT REPORTED RESERVES FOR LOSSES AND DEFENSE AND COST CONTAINMENT EXPENSES AT YEAR END (\$000 OMITTED)									
	1	2	3	4	5	6	7	8	9	10
	2012	2013	2014	2015	2016	2017	2018	2019	2020	2021
1. Prior	0	0	0	0	0	0	0	0	0	0
2. 2012	0	0	0	0	0	0	0	0	0	0
3. 2013	XXX	0	0	0	0	0	0	0	0	0
4. 2014	XXX	XXX	0	0	0	0	0	0	0	0
5. 2015	XXX	XXX	XXX	0	0	0	0	0	0	0
6. 2016	XXX	XXX	XXX	XXX	0	0	0	0	0	0
7. 2017	XXX	XXX	XXX	XXX	XXX	0	0	0	0	0
8. 2018	XXX	XXX	XXX	XXX	XXX	XXX	0	0	0	0
9. 2019	XXX	XXX	XXX	XXX	XXX	XXX	XXX	0	0	0
10. 2020	XXX	XXX	XXX	XXX	XXX	XXX	XXX	XXX	0	0
11. 2021	XXX	XXX	XXX	XXX	XXX	XXX	XXX	XXX	XXX	0

ANNUAL STATEMENT FOR THE YEAR 2021 OF THE American Modern Home Insurance Co.
SCHEDULE P - PART 7B - REINSURANCE LOSS SENSITIVE CONTRACTS (Continued)

SECTION 4

Years in Which Policies Were Issued	NET EARNED PREMIUMS REPORTED AT YEAR END (\$000 OMITTED)									
	1	2	3	4	5	6	7	8	9	10
	2012	2013	2014	2015	2016	2017	2018	2019	2020	2021
1. Prior.....	0	0	0	0	0	0	0	0	0	0
2. 2012.....	0	0	0	0	0	0	0	0	0	0
3. 2013.....	XXX	0	0	0	0	0	0	0	0	0
4. 2014.....	XXX	XXX	0	0	0	0	0	0	0	0
5. 2015.....	XXX	XXX	XXX	0	0	0	0	0	0	0
6. 2016.....	XXX	XXX	XXX	XXX	0	0	0	0	0	0
7. 2017.....	XXX	XXX	XXX	XXX	XXX	0	0	0	0	0
8. 2018.....	XXX	XXX	XXX	XXX	XXX	XXX	0	0	0	0
9. 2019.....	XXX	XXX	XXX	XXX	XXX	XXX	XXX	0	0	0
10. 2020.....	XXX	XXX	XXX	XXX	XXX	XXX	XXX	XXX	0	0
11. 2021.....	XXX	XXX	XXX	XXX	XXX	XXX	XXX	XXX	XXX	0

SECTION 5

Years in Which Policies Were Issued	NET RESERVE FOR PREMIUM ADJUSTMENTS AND ACCRUED RETROSPECTIVE PREMIUMS AT YEAR END (\$000 OMITTED)									
	1	2	3	4	5	6	7	8	9	10
	2012	2013	2014	2015	2016	2017	2018	2019	2020	2021
1. Prior.....	0	0	0	0	0	0	0	0	0	0
2. 2012.....	0	0	0	0	0	0	0	0	0	0
3. 2013.....	XXX	0	0	0	0	0	0	0	0	0
4. 2014.....	XXX	XXX	0	0	0	0	0	0	0	0
5. 2015.....	XXX	XXX	XXX	0	0	0	0	0	0	0
6. 2016.....	XXX	XXX	XXX	XXX	0	0	0	0	0	0
7. 2017.....	XXX	XXX	XXX	XXX	XXX	0	0	0	0	0
8. 2018.....	XXX	XXX	XXX	XXX	XXX	XXX	0	0	0	0
9. 2019.....	XXX	XXX	XXX	XXX	XXX	XXX	XXX	0	0	0
10. 2020.....	XXX	XXX	XXX	XXX	XXX	XXX	XXX	XXX	0	0
11. 2021.....	XXX	XXX	XXX	XXX	XXX	XXX	XXX	XXX	XXX	0

SECTION 6

Years in Which Policies Were Issued	INCURRED ADJUSTABLE COMMISSIONS REPORTED AT YEAR END (\$000 OMITTED)									
	1	2	3	4	5	6	7	8	9	10
	2012	2013	2014	2015	2016	2017	2018	2019	2020	2021
1. Prior.....	0	0	0	0	0	0	0	0	0	0
2. 2012.....	0	0	0	0	0	0	0	0	0	0
3. 2013.....	XXX	0	0	0	0	0	0	0	0	0
4. 2014.....	XXX	XXX	0	0	0	0	0	0	0	0
5. 2015.....	XXX	XXX	XXX	0	0	0	0	0	0	0
6. 2016.....	XXX	XXX	XXX	XXX	0	0	0	0	0	0
7. 2017.....	XXX	XXX	XXX	XXX	XXX	0	0	0	0	0
8. 2018.....	XXX	XXX	XXX	XXX	XXX	XXX	0	0	0	0
9. 2019.....	XXX	XXX	XXX	XXX	XXX	XXX	XXX	0	0	0
10. 2020.....	XXX	XXX	XXX	XXX	XXX	XXX	XXX	XXX	0	0
11. 2021.....	XXX	XXX	XXX	XXX	XXX	XXX	XXX	XXX	XXX	0

SECTION 7

Years in Which Policies Were Issued	RESERVES FOR COMMISSION ADJUSTMENTS AT YEAR END (\$000 OMITTED)									
	1	2	3	4	5	6	7	8	9	10
	2012	2013	2014	2015	2016	2017	2018	2019	2020	2021
1. Prior.....	0	0	0	0	0	0	0	0	0	0
2. 2012.....	0	0	0	0	0	0	0	0	0	0
3. 2013.....	XXX	0	0	0	0	0	0	0	0	0
4. 2014.....	XXX	XXX	0	0	0	0	0	0	0	0
5. 2015.....	XXX	XXX	XXX	0	0	0	0	0	0	0
6. 2016.....	XXX	XXX	XXX	XXX	0	0	0	0	0	0
7. 2017.....	XXX	XXX	XXX	XXX	XXX	0	0	0	0	0
8. 2018.....	XXX	XXX	XXX	XXX	XXX	XXX	0	0	0	0
9. 2019.....	XXX	XXX	XXX	XXX	XXX	XXX	XXX	0	0	0
10. 2020.....	XXX	XXX	XXX	XXX	XXX	XXX	XXX	XXX	0	0
11. 2021.....	XXX	XXX	XXX	XXX	XXX	XXX	XXX	XXX	XXX	0

SCHEDULE P INTERROGATORIES

1. The following questions relate to yet-to-be-issued Extended Reporting Endorsements (EREs) arising from Death, Disability, or Retirement (DDR) provisions in Medical Professional Liability Claims Made insurance policies. EREs provided for reasons other than DDR are not to be included.
- 1.1 Does the company issue Medical Professional Liability Claims Made insurance policies that provide tail (also known as an extended reporting endorsement, or "ERE") benefits in the event of Death, Disability, or Retirement (DDR) at a reduced charge or at no additional cost? Yes [] No [X]
 If the answer to question 1.1 is "no", leave the following questions blank. If the answer to question 1.1 is "yes", please answer the following questions:
- 1.2 What is the total amount of the reserve for that provision (DDR Reserve), as reported, explicitly or not, elsewhere in this statement (in dollars)? \$ 0
- 1.3 Does the company report any DDR reserve as Unearned Premium Reserve per SSAP #65? Yes [] No [X]
- 1.4 Does the company report any DDR reserve as loss or loss adjustment expense reserve? Yes [] No [X]
- 1.5 If the company reports DDR reserve as Unearned Premium Reserve, does that amount match the figure on the Underwriting and Investment Exhibit, Part 1A - Recapitulation of all Premiums (Page 7) Column 2, Lines 11.1 plus 11.2? Yes [] No [] N/A [X]
- 1.6 If the company reports DDR reserve as loss or loss adjustment expense reserve, please complete the following table corresponding to where these reserves are reported in Schedule P:

Years in Which Premiums Were Earned and Losses Were Incurred	DDR Reserve Included in Schedule P, Part 1F, Medical Professional Liability Column 24: Total Net Losses and Expenses Unpaid	
	1 Section 1: Occurrence	2 Section 2: Claims-Made
1.601 Prior	0	0
1.602 2012	0	0
1.603 2013	0	0
1.604 2014	0	0
1.605 2015	0	0
1.606 2016	0	0
1.607 2017	0	0
1.608 2018	0	0
1.609 2019	0	0
1.610 2020	0	0
1.611 2021	0	0
1.612 Totals	0	0

2. The definition of allocated loss adjustment expenses (ALAE) and, therefore, unallocated loss adjustment expenses (ULAE) was changed effective January 1, 1998. This change in definition applies to both paid and unpaid expenses. Are these expenses (now reported as "Defense and Cost Containment" and "Adjusting and Other") reported in compliance with these definitions in this statement? Yes [X] No []
3. The Adjusting and Other expense payments and reserves should be allocated to the years in which the losses were incurred based on the number of claims reported, closed and outstanding in those years. When allocating Adjusting and Other expense between companies in a group or a pool, the Adjusting and Other expense should be allocated in the same percentage used for the loss amounts and the claim counts. For reinsurers, Adjusting and Other expense assumed should be reported according to the reinsurance contract. For Adjusting and Other expense incurred by reinsurers, or in those situations where suitable claim count information is not available, Adjusting and Other expense should be allocated by a reasonable method determined by the company and described in Interrogatory 7, below. Are they so reported in this Statement? Yes [X] No []
4. Do any lines in Schedule P include reserves that are reported gross of any discount to present value of future payments, and that are reported net of such discounts on Page 10? Yes [] No [X]

If yes, proper disclosure must be made in the Notes to Financial Statements, as specified in the Instructions. Also, the discounts must be reported in Schedule P - Part 1, Columns 32 and 33. Schedule P must be completed gross of non-tabular discounting. Work papers relating to discount calculations must be available for examination upon request.
 Discounting is allowed only if expressly permitted by the state insurance department to which this Annual Statement is being filed.

5. What were the net premiums in force at the end of the year for:
 (in thousands of dollars) 5.1 Fidelity 0
 5.2 Surety 0

6. Claim count information is reported per claim or per claimant (Indicate which) per claim
 If not the same in all years, explain in Interrogatory 7.
- 7.1 The information provided in Schedule P will be used by many persons to estimate the adequacy of the current loss and expense reserves, among other things. Are there any especially significant events, coverage, retention or accounting changes that have occurred that must be considered when making such analyses? Yes [] No [X]

- 7.2 (An extended statement may be attached.)
 The internal claim department costs not assigned to a claim are allocated to Schedule P part and accident year based on paid loss and paid LAE:

**SCHEDULE T - PART 2
INTERSTATE COMPACT - EXHIBIT OF PREMIUMS WRITTEN**

Allocated by States and Territories

States, Etc.	Direct Business Only					Totals
	1 Life (Group and Individual)	2 Annuities (Group and Individual)	3 Disability Income (Group and Individual)	4 Long-Term Care (Group and Individual)	5 Deposit-Type Contracts	
1. Alabama	AL					
2. Alaska	AK					
3. Arizona	AZ					
4. Arkansas	AR					
5. California	CA					
6. Colorado	CO					
7. Connecticut	CT					
8. Delaware	DE					
9. District of Columbia	DC					
10. Florida	FL					
11. Georgia	GA					
12. Hawaii	HI					
13. Idaho	ID					
14. Illinois	IL					
15. Indiana	IN					
16. Iowa	IA					
17. Kansas	KS					
18. Kentucky	KY					
19. Louisiana	LA					
20. Maine	ME					
21. Maryland	MD					
22. Massachusetts	MA					
23. Michigan	MI					
24. Minnesota	MN					
25. Mississippi	MS					
26. Missouri	MO					
27. Montana	MT					
28. Nebraska	NE					
29. Nevada	NV					
30. New Hampshire	NH					
31. New Jersey	NJ					
32. New Mexico	NM					
33. New York	NY					
34. North Carolina	NC					
35. North Dakota	ND					
36. Ohio	OH					
37. Oklahoma	OK					
38. Oregon	OR					
39. Pennsylvania	PA					
40. Rhode Island	RI					
41. South Carolina	SC					
42. South Dakota	SD					
43. Tennessee	TN					
44. Texas	TX					
45. Utah	UT					
46. Vermont	VT					
47. Virginia	VA					
48. Washington	WA					
49. West Virginia	WV					
50. Wisconsin	WI					
51. Wyoming	WY					
52. American Samoa	AS					
53. Guam	GU					
54. Puerto Rico	PR					
55. U.S. Virgin Islands	VI					
56. Northern Mariana Islands	MP					
57. Canada	CAN					
58. Aggregate Other Alien	OT					
59. Total						

NONE

ANNUAL STATEMENT FOR THE YEAR 2021 OF THE American Modern Home Insurance Co.

SCHEDULE Y
PART 1A - DETAIL OF INSURANCE HOLDING COMPANY SYSTEM

1	2	3	4	5	6	7	8	9	10	11	12	13	14	15	16
Group Code	Group Name	NAIC Company Code	ID Number	Federal RSSD	CIK	Name of Securities Exchange if Publicly Traded (U.S. or International)	Names of Parent, Subsidiaries Or Affiliates	Domiciliary Location	Relationship to Reporting Entity	Directly Controlled by (Name of Entity/Person)	Type of Control (Ownership, Board, Management, Attorney-in-Fact, Influence, Other)	If Control is Ownership Provide Percentage	Ultimate Controlling Entity(ies)/Person(s)	Is an SCA Filing Required? (Yes/No)	*
			AA-1340165	1575831	0001021268	XETRA, FIB	Münchener Rückversicherung AG, München	DEU	UIP			0.000			
			22-3753262	4362890			Munich American Holding Corporation, Wilmington, Delaware	DE	UIP	Münchener Rückversicherung AG, München	Ownership	100.000	Münchener Rückversicherung AG		
			13-4141052				HSB Group, Inc., Dover, Delaware	DE	NIA	Munich American Holding Corporation, Wilmington, Delaware	Ownership	100.000	Münchener Rückversicherung AG		
			06-1398157		0001120014		MEAG New York Corporation, Wilmington, Delaware	DE	NIA	Munich American Holding Corporation, Wilmington, Delaware	Ownership	100.000	Münchener Rückversicherung AG		
			85-0872897				MR Group Investment US Inc., Dover, Delaware	DE	NIA	Munich American Holding Corporation, Wilmington, Delaware	Ownership	100.000	Münchener Rückversicherung AG		
			47-2669634				MR Infrastructure, Inc., Dover, Delaware	DE	NIA	Munich American Holding Corporation, Wilmington, Delaware	Ownership	100.000	Münchener Rückversicherung AG		
			81-1175895				MR Investment Inc, Dover, Delaware	DE	NIA	Munich American Holding Corporation, Wilmington, Delaware	Ownership	100.000	Münchener Rückversicherung AG		
			95-4551801				Munich Life Holding Corporation, Wilmington, Delaware	DE	NIA	Munich American Holding Corporation, Wilmington, Delaware	Ownership	100.000	Münchener Rückversicherung AG		
			13-2940720				Munich Re America Brokers, Inc., Wilmington, Delaware	DE	NIA	Munich American Holding Corporation, Wilmington, Delaware	Ownership	100.000	Münchener Rückversicherung AG		
			13-3672116				Munich Re America Corporation, Wilmington, Delaware	DE	NIA	Munich American Holding Corporation, Wilmington, Delaware	Ownership	100.000	Münchener Rückversicherung AG		
							Munich Re America Management Ltd., London	GBR	NIA	Munich American Holding Corporation, Wilmington, Delaware	Ownership	100.000	Münchener Rückversicherung AG		
			13-3069874				Munich Re America Services Inc., Wilmington, Delaware	DE	NIA	Munich American Holding Corporation, Wilmington, Delaware	Ownership	100.000	Münchener Rückversicherung AG		
			82-4783372				Munich Re CVC Investment Corp., Dover, Delaware	DE	NIA	Munich American Holding Corporation, Wilmington, Delaware	Ownership	100.000	Münchener Rückversicherung AG		
.0361	Munich RE Group		81-4214393				Munich Re Digital Partners US Holding Corporation, Dover, Delaware	DE	NIA	Munich American Holding Corporation, Wilmington, Delaware	Ownership	100.000	Münchener Rückversicherung AG		
			82-4793656				Munich Re Ventures Inc., Wilmington, Delaware	DE	NIA	Munich American Holding Corporation, Wilmington, Delaware	Ownership	100.000	Münchener Rückversicherung AG		
			61-1600414				Munich Re Weather & Commodity Risk Holding, Inc., Wilmington, Delaware	DE	NIA	Munich American Holding Corporation, Wilmington, Delaware	Ownership	100.000	Münchener Rückversicherung AG		
			31-0742526	1552140			The Midland Company, Cincinnati, Ohio	OH	UIP	Munich American Holding Corporation, Wilmington, Delaware	Ownership	100.000	Münchener Rückversicherung AG		
			06-1497387				HSB Engineering Finance Corporation, Dover, Delaware	DE	NIA	HSB Group, Inc., Dover, Delaware	Ownership	100.000	Münchener Rückversicherung AG		
			82-5466379				HSB Fund I LP, Dover, Delaware	DE	NIA	HSB Group, Inc., Dover, Delaware	Ownership	99.900	Münchener Rückversicherung AG		
			47-4825604				IoT Financing Services LLC, Dover, Delaware	DE	NIA	HSB Group, Inc., Dover, Delaware	Ownership	100.000	Münchener Rückversicherung AG		
			82-4660975				Meshify, Inc., Dover, Delaware	DE	NIA	HSB Group, Inc., Dover, Delaware	Ownership	100.000	Münchener Rückversicherung AG		
			47-1782226				Munich Re Ventures LLC, Dover, Delaware	DE	NIA	HSB Group, Inc., Dover, Delaware	Ownership	100.000	Münchener Rückversicherung AG		
							Relayr, Inc., Wilmington, Delaware	DE	NIA	HSB Group, Inc., Dover, Delaware	Ownership	100.000	Münchener Rückversicherung AG		
.0361	Munich RE Group	.11452	06-0384680				The Hartford Steam Boiler Inspection and Insurance Company, Hartford, Connecticut	CT	IA	HSB Group, Inc., Dover, Delaware	Ownership	100.000	Münchener Rückversicherung AG		
							MEAG Hong Kong Limited, Hong Kong	HKG	NIA	MEAG New York Corporation, Wilmington, Delaware	Ownership	100.000	Münchener Rückversicherung AG		
			76-0147496				13th & F associates Limited Partnership, Washington D.C.	DC	NIA	MR Infrastructure, Inc., Dover, Delaware	Ownership	0.000	Münchener Rückversicherung AG		
			82-3750998				1440 New York Ave. Associates, LP, Dover, Delaware	DE	NIA	MR Infrastructure, Inc., Dover, Delaware	Ownership	0.000	Münchener Rückversicherung AG		
			84-3920647				320 Park Avenue Associates LLC	DE	NIA	MR Infrastructure, Inc., Dover, Delaware	Ownership	0.000	Münchener Rückversicherung AG		
			82-4913749				330 Madison Holdings LLC, Dover, Delaware	DE	NIA	MR Infrastructure, Inc., Dover, Delaware	Ownership	0.000	Münchener Rückversicherung AG		
			82-2077246				MR Bazos LP, Dover, Delaware	DE	NIA	MR Infrastructure, Inc., Dover, Delaware	Ownership	0.000	Münchener Rückversicherung AG		
							MR Electra LP, Dover, Delaware	DE	NIA	MR Infrastructure, Inc., Dover, Delaware	Ownership	0.000	Münchener Rückversicherung AG		
							MR Falcon LP, Dover, Delaware	DE	NIA	MR Infrastructure, Inc., Dover, Delaware	Ownership	0.000	Münchener Rückversicherung AG		
			84-2934714				MR Gotham LP, Dover, Delaware	DE	NIA	MR Infrastructure, Inc., Dover, Delaware	Ownership	0.000	Münchener Rückversicherung AG		

ANNUAL STATEMENT FOR THE YEAR 2021 OF THE American Modern Home Insurance Co.

SCHEDULE Y
PART 1A - DETAIL OF INSURANCE HOLDING COMPANY SYSTEM

1	2	3	4	5	6	7	8	9	10	11	12	13	14	15	16
Group Code	Group Name	NAIC Company Code	ID Number	Federal RSSD	CIK	Name of Securities Exchange if Publicly Traded (U.S. or International)	Names of Parent, Subsidiaries Or Affiliates	Domiciliary Location	Relationship to Reporting Entity	Directly Controlled by (Name of Entity/Person)	Type of Control (Ownership, Board, Management, Attorney-in-Fact, Influence, Other)	If Control is Ownership Provide Percentage	Ultimate Controlling Entity(ies)/Person(s)	Is an SCA Filing Required? (Yes/No)	*
			81-4521635				MR Jordan LP, Dover, Delaware	DE	NIA	MR Infrastructure, Inc., Dover, Delaware	Ownership	0.000	Münchener Rückversicherung AG		
			85-3158935				MR McQueen LP, Dover, Delaware	DE	NIA	MR Infrastructure, Inc., Dover, Delaware	Ownership	0.000	Münchener Rückversicherung AG		
			84-2945908				MR Olivia LP, Dover, Delaware	DE	NIA	MR Infrastructure, Inc., Dover, Delaware	Ownership	0.000	Münchener Rückversicherung AG		
			84-3920647				330 Madison Holdings LLC, Dover, Delaware	DE	NIA	MR Investment Inc, Dover, Delaware	Ownership	75.000	Münchener Rückversicherung AG		
			85-3508292				Chinook Silva LLC, Wilmington, Delaware	DE	NIA	MR Investment Inc, Dover, Delaware	Ownership	100.000	Münchener Rückversicherung AG		
			83-2568506				Faunus Silva LLC, Wilmington, Delaware	DE	NIA	MR Investment Inc, Dover, Delaware	Ownership	100.000	Münchener Rückversicherung AG		
			82-4913749				MR Bazos LP, Dover, Delaware	DE	NIA	MR Investment Inc, Dover, Delaware	Ownership	73.600	Münchener Rückversicherung AG		
							MR Falcon LP, Dover, Delaware	DE	NIA	MR Investment Inc, Dover, Delaware	Ownership	100.000	Münchener Rückversicherung AG		
			82-2077246				MR Electra LP, Dover, Delaware	DE	NIA	MR Investment Inc, Dover, Delaware	Ownership	58.900	Münchener Rückversicherung AG		
			84-2934714				MR Gotham LP, Dover, Delaware	DE	NIA	MR Investment Inc, Dover, Delaware	Ownership	54.800	Münchener Rückversicherung AG		
			81-4521635				MR Jordan LP, Dover, Delaware	DE	NIA	MR Investment Inc, Dover, Delaware	Ownership	72.300	Münchener Rückversicherung AG		
			84-2945908				MR Olivia LP, Dover, Delaware	DE	NIA	MR Investment Inc, Dover, Delaware	Ownership	58.600	Münchener Rückversicherung AG		
			82-1283339				Picus Silva Inc., Wilmington, Delaware	DE	NIA	MR Investment Inc, Dover, Delaware	Ownership	100.000	Münchener Rückversicherung AG		
							Raccoon Silva LLC, Camden, Delaware	DE	NIA	MR Investment Inc, Dover, Delaware	Ownership	100.000	Münchener Rückversicherung AG		
			85-3610767				Tellus Demetra LLC, Wilmington, Delaware	DE	NIA	MR Investment Inc, Dover, Delaware	Ownership	100.000	Münchener Rückversicherung AG		
.0361	Munich RE Group	.66346	58-0828824				Munich American Reassurance Company, Atlanta, Georgia	GA	IA	Wilmington, Delaware	Ownership	100.000	Münchener Rückversicherung AG		
		.15339	98-0664745				Munich Re Life Insurance Company of Vermont, Burlington, Vermont	VT	NIA	Wilmington, Delaware	Ownership	100.000	Münchener Rückversicherung AG		
.0361	Munich RE Group		98-0157330				Munich Re of Bermuda, Ltd., Hamilton, Bermuda	BMU	IA	Wilmington, Delaware	Ownership	100.000	Münchener Rückversicherung AG		
		.69604	59-2378916				Munich Re US Life Corporation, Atlanta, Georgia	GA	NIA	Wilmington, Delaware	Ownership	100.000	Münchener Rückversicherung AG		
			84-4037894				Parachute Digital Solutions Inc., Wilmington, Delaware	DE	NIA	Wilmington, Delaware	Ownership	100.000	Münchener Rückversicherung AG		
.0361	Munich RE Group	.19720	52-2048110				American Alternative Insurance Corporation, Wilmington, Delaware	DE	IA	Wilmington, Delaware	Ownership	100.000	Münchener Rückversicherung AG		
.0361	Munich RE Group	.12489	20-3901790				Bridgeway Insurance Company, Dover, Delaware	DE	IA	Wilmington, Delaware	Ownership	100.000	Münchener Rückversicherung AG		
.0361	Munich RE Group	.10227	13-4924125	3057537			Munich Reinsurance America, Inc., Wilmington, Delaware	DE	IA	Wilmington, Delaware	Ownership	100.000	Münchener Rückversicherung AG		
.0361	Munich RE Group	.10786	22-3410482				The Princeton Excess and Surplus Lines Insurance Company, Wilmington, Delaware	DE	IA	Wilmington, Delaware	Ownership	100.000	Münchener Rückversicherung AG		
			82-5421722				Munich Re Fund I LP, Dover, Delaware	DE	NIA	Delaware	Ownership	99.900	Münchener Rückversicherung AG		
							Munich Re Fund II LP, Dover, Delaware	DE	NIA	Delaware	Ownership	99.900	Münchener Rückversicherung AG		
.0361	Munich RE Group	.11865	20-0196819				American Digital Title Insurance Company, Denver, Colorado	CO	IA	Munich Re Digital Partners US Holding Corporation, Dover, Delaware	Ownership	100.000	Münchener Rückversicherung AG		
.0361	Munich RE Group	.34711	05-0443418				Digital Advantage Insurance Company, Providence, Rhode Island	RI	IA	Munich Re Digital Partners US Holding Corporation, Dover, Delaware	Ownership	100.000	Münchener Rückversicherung AG		
.0361	Munich RE Group	.29530	13-3368745				Digital Affect Insurance Company, New York City, New York	NY	IA	Munich Re Digital Partners US Holding Corporation, Dover, Delaware	Ownership	100.000	Münchener Rückversicherung AG		
.0361	Munich RE Group	.16561	82-4117108				Digital Edge Insurance Company, Wilmington, Delaware	DE	IA	Munich Re Digital Partners US Holding Corporation, Dover, Delaware	Ownership	100.000	Münchener Rückversicherung AG		
.0361	Munich RE Group		82-4852087				Digital Partners Claims Administrators Inc., Columbus, Ohio	OH	NIA	Munich Re Digital Partners US Holding Corporation, Dover, Delaware	Ownership	100.000	Münchener Rückversicherung AG		
			82-5437491				ERGO Fund I LP, Dover, Delaware	DE	NIA	Munich Re Ventures Inc., Wilmington, Delaware	Ownership	0.000	Münchener Rückversicherung AG		
			82-5466379				HSB Fund I LP, Dover, Delaware	DE	NIA	Delaware	Ownership	0.000	Münchener Rückversicherung AG		
			82-5421722				Munich Re Fund I LP, Dover, Delaware	DE	NIA	Delaware	Ownership	0.000	Münchener Rückversicherung AG		

ANNUAL STATEMENT FOR THE YEAR 2021 OF THE American Modern Home Insurance Co.

SCHEDULE Y
PART 1A - DETAIL OF INSURANCE HOLDING COMPANY SYSTEM

1	2	3	4	5	6	7	8	9	10	11	12	13	14	15	16
Group Code	Group Name	NAIC Company Code	ID Number	Federal RSSD	CIK	Name of Securities Exchange if Publicly Traded (U.S. or International)	Names of Parent, Subsidiaries Or Affiliates	Domi-ciliary Location	Relation-ship to Reporting Entity	Directly Controlled by (Name of Entity/Person)	Type of Control (Ownership, Board, Management, Attorney-in-Fact, Influence, Other)	If Control is Ownership Provide Percentage	Ultimate Controlling Entity(ies)/Person(s)	Is an SCA Filing Re-quired? (Yes/No)	*
			98-0436600				Munich Re Fund II LP, Dover, Delaware	DE	NIA	Munich Re Ventures Inc., Wilmington, Delaware	Ownership	0.000	Münchener Rückversicherung AG		
			47-5044276				Munich Re Trading LLC, Wilmington, Delaware	DE	NIA	Munich Re Weather & Commodity Risk Holding, Inc., Wilmington, Delaware	Ownership	100.000	Münchener Rückversicherung AG		
			31-0626204				Munich Re Reserve Risk Financing, Inc., Dover, Delaware	DE	NIA	Munich Re Weather & Commodity Risk Holding, Inc., Wilmington, Delaware	Ownership	100.000	Münchener Rückversicherung AG		
			06-1566995				Midland-Guardian Co., Amelia, Ohio	OH	UIP	The Midland Company, Cincinnati, Ohio	Ownership	100.000	Münchener Rückversicherung AG		
			06-1530377				HSB Ventures, Inc., Dover, Delaware	DE	NIA	HSB Engineering Finance Corporation, Dover, Delaware	Ownership	100.000	Münchener Rückversicherung AG		
							Hartford Research, LLC, Lewes, Delaware	DE	NIA	HSB Engineering Finance Corporation, Dover, Delaware	Ownership	41.800	Münchener Rückversicherung AG		
							At-bay Inc., Wilmington, Delaware	DE	NIA	HSB Fund I LP, Dover, Delaware	Ownership	3.900	Münchener Rückversicherung AG		
							Augury, Inc., Wilmington, Delaware	DE	NIA	HSB Fund I LP, Dover, Delaware	Ownership	9.800	Münchener Rückversicherung AG		
			61-1743387				Helium Systems, Inc., Dover, Delaware	DE	NIA	HSB Fund I LP, Dover, Delaware	Ownership	5.000	Münchener Rückversicherung AG		
							Super Home, Inc., Wilmington, Delaware	DE	NIA	HSB Fund I LP, Dover, Delaware	Ownership	14.900	Münchener Rückversicherung AG		
							Zeguro Inc., Wilmington, Delaware	DE	NIA	HSB Fund I LP, Dover, Delaware	Ownership	4.100	Münchener Rückversicherung AG		
							IFS Europe Holding GmbH, München	DEU	NIA	IoT Financing Services LLC	Ownership	100.000	Münchener Rückversicherung AG		
							Relayr GmbH, Pullach i. Isartal	DEU	NIA	Relayr, Inc., Wilmington, Delaware	Ownership	100.000	Münchener Rückversicherung AG		
							Relayr Sp. Z o.o., Katowice	POL	NIA	Relayr, Inc., Wilmington, Delaware	Ownership	100.000	Münchener Rückversicherung AG		
			06-1413773				EIG, Co., Wilmington, Delaware	DE	NIA	The Hartford Steam Boiler Inspection and Insurance Company, Hartford, Connecticut	Ownership	100.000	Münchener Rückversicherung AG		
			06-1636726				Global Standards, LLC, Dover, Delaware	DE	NIA	The Hartford Steam Boiler Inspection and Insurance Company, Hartford, Connecticut	Ownership	100.000	Münchener Rückversicherung AG		
							Hartford Steam Boiler Colombia Ltda, Bogota	COL	NIA	The Hartford Steam Boiler Inspection and Insurance Company, Hartford, Connecticut	Ownership	10.000	Münchener Rückversicherung AG		
			06-1041366				HSB Associates, Inc., New York City, New York	NY	NIA	The Hartford Steam Boiler Inspection and Insurance Company, Hartford, Connecticut	Ownership	100.000	Münchener Rückversicherung AG		
							HSB Brasil Servicos de Engenharia e Inspecao, Ltda., Sao Paulo	BRA	NIA	The Hartford Steam Boiler Inspection and Insurance Company, Hartford, Connecticut	Ownership	10.000	Münchener Rückversicherung AG		
			06-1120606				HSB Secure Services, Inc., Hartford, Connecticut	CT	NIA	The Hartford Steam Boiler Inspection and Insurance Company, Hartford, Connecticut	Ownership	100.000	Münchener Rückversicherung AG		
			54-2013079				HSB Solomon Associates LLC, Dover, Delaware	DE	NIA	The Hartford Steam Boiler Inspection and Insurance Company, Hartford, Connecticut	Ownership	100.000	Münchener Rückversicherung AG		
.0361	Munich RE Group	14438	45-5518320				HSB Specialty Insurance Company, Hartford, Connecticut	CT	IA	The Hartford Steam Boiler Inspection and Insurance Company, Hartford, Connecticut	Ownership	100.000	Münchener Rückversicherung AG		
			82-2077246				MR Electra LP, Dover, Delaware	DE	NIA	The Hartford Steam Boiler Inspection and Insurance Company, Hartford, Connecticut	Ownership	6.900	Münchener Rückversicherung AG		
			84-2934714				MR Gotham LP, Dover, Delaware	DE	NIA	The Hartford Steam Boiler Inspection and Insurance Company, Hartford, Connecticut	Ownership	5.300	Münchener Rückversicherung AG		
			81-4521635				MR Jordan LP, Dover, Delaware	DE	NIA	The Hartford Steam Boiler Inspection and Insurance Company, Hartford, Connecticut	Ownership	4.600	Münchener Rückversicherung AG		
			84-2945908				MR Olivia LP, Dover, Delaware	DE	NIA	The Hartford Steam Boiler Inspection and Insurance Company, Hartford, Connecticut	Ownership	6.900	Münchener Rückversicherung AG		
			06-1084969				The Polytechnic Club, Inc., Hartford, Connecticut	CT	NIA	The Hartford Steam Boiler Inspection and Insurance Company, Hartford, Connecticut	Ownership	100.000	Münchener Rückversicherung AG		
							320 Park Avenue Holdings LLC, Wilmington, Delaware	DE	NIA	320 Park Avenue Associates LLC, Dover, Delaware	Ownership	25.000	Münchener Rückversicherung AG		
							330 Madison Associates LLC, Dover, Delaware	DE	NIA	330 Madison Holdings LLC, Dover, Delaware	Ownership	100.000	Münchener Rückversicherung AG		
							Bazos CIV L.P., Dover, Delaware	DE	NIA	MR Bazos LP, Dover, Delaware	Ownership	100.000	Münchener Rückversicherung AG		
							SR Texas Wind Holdings 1, LLC, Dover, Delaware	DE	NIA	MR Electra LP, Dover, Delaware	Ownership	49.000	Münchener Rückversicherung AG		
							Astoria Power Partners Holding LLC, Dover, Delaware	DE	NIA	MR Gotham LP, Dover Delaware	Ownership	20.000	Münchener Rückversicherung AG		
							1818 Acquisition LLC, Dover, Delaware	DE	NIA	MR Jordan LP, Dover, Delaware	Ownership	20.700	Münchener Rückversicherung AG		

ANNUAL STATEMENT FOR THE YEAR 2021 OF THE American Modern Home Insurance Co.

SCHEDULE Y
PART 1A - DETAIL OF INSURANCE HOLDING COMPANY SYSTEM

1	2	3	4	5	6	7	8	9	10	11	12	13	14	15	16
Group Code	Group Name	NAIC Company Code	ID Number	Federal RSSD	CIK	Name of Securities Exchange if Publicly Traded (U.S. or International)	Names of Parent, Subsidiaries Or Affiliates	Domiciliary Location	Relationship to Reporting Entity	Directly Controlled by (Name of Entity/Person)	Type of Control (Ownership, Board, Management, Attorney-in-Fact, Influence, Other)	If Control is Ownership Provide Percentage	Ultimate Controlling Entity(ies)/Person(s)	Is an SCA Filing Required? (Yes/No)	*
							2014 Sol I LLC, Wilmington, Delaware	DE	NIA	MR McQueen LP, Dover, Delaware	Ownership	50.000	Münchener Rückversicherung AG		
			83-2610744				Olivia Holdings LLC, Wilmington, Delaware	DE	NIA	MR Olivia LP, Dover, Delaware	Ownership	8.800	Münchener Rückversicherung AG		
			83-2595468				FS Louisiana I LLC, Wilmington, Delaware	DE	NIA	Faunus Silva LLC, Wilmington, Delaware	Ownership	100.000	Münchener Rückversicherung AG		
			83-2570325				FS San Augustine LLC, Wilmington, Delaware	DE	NIA	Faunus Silva LLC, Wilmington, Delaware	Ownership	100.000	Münchener Rückversicherung AG		
							PS Louisiana I LLC, Wilmington, Delaware	DE	NIA	Picus Silva Inc., Wilmington, Delaware	Ownership	100.000	Münchener Rückversicherung AG		
			82-3750998				1440 New York Ave. Associates, LP, Dover, Delaware	DE	NIA	Munich American Reassurance Company, Atlanta, Georgia	Ownership	78.000	Münchener Rückversicherung AG		
			58-0828824				Munich American Reassurance Company PAC, Inc., Atlanta, Georgia	GA	NIA	Munich American Reassurance Company, Atlanta, Georgia	Other	0.000	Münchener Rückversicherung AG		
			76-0147496				13th & F associates Limited Partnership, Washington D.C.	DC	NIA	Munich Reinsurance America, Inc., Wilmington, Delaware	Ownership	98.000	Münchener Rückversicherung AG		
			82-3750998				1440 New York Ave. Associates, LP, Dover, Delaware	DE	NIA	Munich Reinsurance America, Inc., Wilmington, Delaware	Ownership	22.000	Münchener Rückversicherung AG		
							320 Park Avenue Associates LLC	DE	NIA	Munich Reinsurance America, Inc., Wilmington, Delaware	Ownership	100.000	Münchener Rückversicherung AG		
			84-3920647				330 Madison Holdings LLC, Dover, Delaware	DE	NIA	Munich Reinsurance America, Inc., Wilmington, Delaware	Ownership	25.000	Münchener Rückversicherung AG		
			47-2858590				CBRE U.S. Core Partners Parallel Limited Partnership, Wilmington, Delaware	DE	NIA	Munich Reinsurance America, Inc., Wilmington, Delaware	Ownership	99.900	Münchener Rückversicherung AG		
			32-0430567				Invenergy Miami Wind I Holdings #2 LLC, Wilmington, Delaware	DE	NIA	Munich Reinsurance America, Inc., Wilmington, Delaware	Ownership	49.000	Münchener Rückversicherung AG		
			82-4913749				MR Bazos LP, Dover, Delaware	DE	NIA	Munich Reinsurance America, Inc., Wilmington, Delaware	Ownership	26.400	Münchener Rückversicherung AG		
			82-2077246				MR Electra LP, Dover, Delaware	DE	NIA	Munich Reinsurance America, Inc., Wilmington, Delaware	Ownership	34.200	Münchener Rückversicherung AG		
			84-2934714				MR Gotham LP, Dover, Delaware	DE	NIA	Munich Reinsurance America, Inc., Wilmington, Delaware	Ownership	39.900	Münchener Rückversicherung AG		
			81-4521635				MR Jordan LP, Dover, Delaware	DE	NIA	Munich Reinsurance America, Inc., Wilmington, Delaware	Ownership	23.100	Münchener Rückversicherung AG		
			85-3158935				MR McQueen LP, Dover, Delaware	DE	NIA	Munich Reinsurance America, Inc., Wilmington, Delaware	Ownership	100.000	Münchener Rückversicherung AG		
			84-2945908				MR Olivia LP, Dover, Delaware	DE	NIA	Munich Reinsurance America, Inc., Wilmington, Delaware	Ownership	34.500	Münchener Rückversicherung AG		
							Acko Technology & Services Private Limited, Bangalore	IND	NIA	Munich Re Fund I LP, Dover, Delaware	Ownership	5.000	Münchener Rückversicherung AG		
							Bought by Many Ltd, London	GBR	NIA	Munich Re Fund I LP, Dover, Delaware	Ownership	10.100	Münchener Rückversicherung AG		
							Cyber Sepio Systems Limited, Tel Aviv	ISR	NIA	Munich Re Fund I LP, Dover, Delaware	Ownership	12.900	Münchener Rückversicherung AG		
							Dayforward Inc., Wilmington, Delaware	DE	NIA	Munich Re Fund I LP, Dover, Delaware	Ownership	7.800	Münchener Rückversicherung AG		
							Forge Global Inc., Wilmington, Delaware	DE	NIA	Munich Re Fund I LP, Dover, Delaware	Ownership	3.200	Münchener Rückversicherung AG		
							Fraugster Services GmbH, Berlin	DEU	NIA	Munich Re Fund I LP, Dover, Delaware	Ownership	7.200	Münchener Rückversicherung AG		
							Hippo Analytics Inc., Wilmington, Delaware	DE	NIA	Munich Re Fund I LP, Dover, Delaware	Ownership	1.300	Münchener Rückversicherung AG		
							Inshur Holding Corp., Wilmington, Delaware	DE	NIA	Munich Re Fund I LP, Dover, Delaware	Ownership	15.000	Münchener Rückversicherung AG		
							Slice Labs, Inc., Ottawa	CAN	NIA	Munich Re Fund I LP, Dover, Delaware	Ownership	8.200	Münchener Rückversicherung AG		
							Spruce Holdings Inc., Wilmington, Delaware	DE	NIA	Munich Re Fund I LP, Dover, Delaware	Ownership	11.800	Münchener Rückversicherung AG		
							Team8 Capital I L.P., George Town, Grand Cayman	CYM	NIA	Munich Re Fund I LP, Dover, Delaware	Ownership	3.300	Münchener Rückversicherung AG		
							Team8 Partners II L.P., George Town, Grand Cayman	CYM	NIA	Munich Re Fund I LP, Dover, Delaware	Ownership	8.500	Münchener Rückversicherung AG		
							Ticker Limited, London	GBR	NIA	Munich Re Fund I LP, Dover, Delaware	Ownership	15.000	Münchener Rückversicherung AG		
							Trov, Inc., Dover, Delaware	DE	NIA	Munich Re Fund I LP, Dover, Delaware	Ownership	4.400	Münchener Rückversicherung AG		
							We Predict Limited, Swansea	DE	NIA	Munich Re Fund I LP, Dover, Delaware	Ownership	17.600	Münchener Rückversicherung AG		
							High Definition Vehicle Insurance Inc., Dover, Delaware	DE	NIA	Munich Re Fund II LP, Dover, Delaware	Ownership	9.300	Münchener Rückversicherung AG		
							Orbit Fab Inc., Dover, Delaware	DE	NIA	Munich Re Fund II LP, Dover, Delaware	Ownership	5.300	Münchener Rückversicherung AG		

ANNUAL STATEMENT FOR THE YEAR 2021 OF THE American Modern Home Insurance Co.

SCHEDULE Y
PART 1A - DETAIL OF INSURANCE HOLDING COMPANY SYSTEM

1	2	3	4	5	6	7	8	9	10	11	12	13	14	15	16
Group Code	Group Name	NAIC Company Code	ID Number	Federal RSSD	CIK	Name of Securities Exchange if Publicly Traded (U.S. or International)	Names of Parent, Subsidiaries Or Affiliates	Domiciliary Location	Relationship to Reporting Entity	Directly Controlled by (Name of Entity/Person)	Type of Control (Ownership, Board, Management, Attorney-in-Fact, Influence, Other)	If Control is Ownership Provide Percentage	Ultimate Controlling Entity(ies)/Person(s)	Is an SCA Filing Required? (Yes/No)	*
							Babylon Holdings Limited, St. Helier	GBR	NIA	ERGO Fund I LP, Dover, Delaware	Ownership	0.200	Münchener Rückversicherung AG		
							Fair Financial Corp., Wilmington, Delaware	DE	NIA	ERGO Fund I LP, Dover, Delaware	Ownership	1.100	Münchener Rückversicherung AG		
							Ridecell Inc., Wilmington, Delaware	DE	NIA	ERGO Fund I LP, Dover, Delaware	Ownership	2.500	Münchener Rückversicherung AG		
							Parametrix Group Holdings Inc., Wilmington, Delaware	DE	NIA	Munich Re Trading LLC, Wilmington, Delaware	Ownership	5.000	Münchener Rückversicherung AG		
			31-1395650				American Modern Insurance Group, Inc., Amelia, Ohio	OH	UDP	Midland-Guardian Co., Amelia, Ohio	Ownership	100.000	Münchener Rückversicherung AG		
			31-0831559				Marbury Agency, Inc., Amelia, Ohio	OH	NIA	Midland-Guardian Co., Amelia, Ohio	Ownership	100.000	Münchener Rückversicherung AG		
							Relay Limited, Watford	GBR	NIA	Relay GmbH, Pullach i. Isartal	Ownership	100.000	Münchener Rückversicherung AG		
							HSB Engineering Insurance Limited, London	GBR	IA	EIG, Co., Wilmington, Delaware	Ownership	100.000	Münchener Rückversicherung AG		
							Hartford Steam Boiler Colombia Ltda, Bogota	COL	NIA	Global Standards, LLC, Dover, Delaware	Ownership	90.000	Münchener Rückversicherung AG		
							Hartford Steam Boiler International GmbH, Rheine	DEU	NIA	Global Standards, LLC, Dover, Delaware	Ownership	100.000	Münchener Rückversicherung AG		
							Hartford Steam Boiler Ireland Limited, Dublin	IRL	NIA	Global Standards, LLC, Dover, Delaware	Ownership	100.000	Münchener Rückversicherung AG		
							Hartford Steam Boiler (M) Sdn. Bhd., Kuala Lumpur	MYS	NIA	Global Standards, LLC, Dover, Delaware	Ownership	100.000	Münchener Rückversicherung AG		
							Hartford Steam Boiler (Singapore) PTE Ltd, Singapore	SGP	NIA	Global Standards, LLC, Dover, Delaware	Ownership	100.000	Münchener Rückversicherung AG		
							Hartford Steam Boiler UK Limited, Manchester	GBR	NIA	Global Standards, LLC, Dover, Delaware	Ownership	100.000	Münchener Rückversicherung AG		
							HSB Brasil Servicos de Engenharia e Inspecao, Ltda., Sao Paulo	BRA	NIA	Global Standards, LLC, Dover, Delaware	Ownership	90.000	Münchener Rückversicherung AG		
							HSB International (India) Private Limited, Vadodara	IND	NIA	Global Standards, LLC, Dover, Delaware	Ownership	100.000	Münchener Rückversicherung AG		
							HSB Japan KK, Tokyo	JPN	NIA	Global Standards, LLC, Dover, Delaware	Ownership	100.000	Münchener Rückversicherung AG		
							HSB Technical Consulting & Service (Shanghai) Company, Ltd, Shanghai	CHN	NIA	Global Standards, LLC, Dover, Delaware	Ownership	100.000	Münchener Rückversicherung AG		
							The Hartford Steam Boiler Inspection and Insurance Company of Connecticut, Hartford, Connecticut	CT	IA	Global Standards, LLC, Dover, Delaware	Ownership	100.000	Münchener Rückversicherung AG		
0361	Munich RE Group	29890	06-1240885				American Family Home Insurance Company, Jacksonville, Florida	FL	IA	American Modern Insurance Group, Inc., Amelia, Ohio	Ownership	100.000	Münchener Rückversicherung AG		
0361	Munich RE Group	23450	31-0711074				American Modern Home Insurance Company, Amelia, Ohio	OH	RE	American Modern Insurance Group, Inc., Amelia, Ohio	Ownership	100.000	Münchener Rückversicherung AG		
0361	Munich RE Group	23469	31-0715697				American Modern Home Service Company, Amelia, Ohio	OH	NIA	American Modern Insurance Group, Inc., Amelia, Ohio	Ownership	100.000	Münchener Rückversicherung AG		
			31-1279157				Copper Leaf Research, Bingham Farms, Michigan	MI	NIA	American Modern Insurance Group, Inc., Amelia, Ohio	Ownership	100.000	Münchener Rückversicherung AG		
			38-3470438				Lloyds Modern Corporation, Dallas, Texas	TX	NIA	American Modern Insurance Group, Inc., Amelia, Ohio	Ownership	100.000	Münchener Rückversicherung AG		
			31-1056196				Midwest Enterprises, Inc., Miami, Florida	FL	NIA	American Modern Insurance Group, Inc., Amelia, Ohio	Ownership	100.000	Münchener Rückversicherung AG		
			59-6066315				Specialty Insurance Services Corporation, Amelia, Ohio	OH	NIA	American Modern Insurance Group, Inc., Amelia, Ohio	Ownership	100.000	Münchener Rückversicherung AG		
			34-1894203				The Atlas Insurance Agency, Inc., Amelia, Ohio	OH	NIA	American Modern Insurance Group, Inc., Amelia, Ohio	Ownership	100.000	Münchener Rückversicherung AG		
			31-0530321				American Modern Lloyds Insurance Company, Dallas, Texas	TX	IA	American Modern Home Insurance Company, Amelia, Ohio	Ownership	100.000	Münchener Rückversicherung AG		
0361	Munich RE Group	42005	31-1056196				American Modern Property & Casualty Insurance Company, Amelia, Ohio	OH	IA	American Modern Home Insurance Company, Amelia, Ohio	Ownership	100.000	Münchener Rückversicherung AG		
0361	Munich RE Group	42722	43-1262602				American Modern Select Insurance Company, Amelia, Ohio	OH	IA	American Modern Home Insurance Company, Amelia, Ohio	Ownership	100.000	Münchener Rückversicherung AG		
0361	Munich RE Group	38652	38-2342976					OH	IA		Ownership	100.000	Münchener Rückversicherung AG		

ANNUAL STATEMENT FOR THE YEAR 2021 OF THE American Modern Home Insurance Co.

SCHEDULE Y
PART 1A - DETAIL OF INSURANCE HOLDING COMPANY SYSTEM

1	2	3	4	5	6	7	8	9	10	11	12	13	14	15	16
Group Code	Group Name	NAIC Company Code	ID Number	Federal RSSD	CIK	Name of Securities Exchange if Publicly Traded (U.S. or International)	Names of Parent, Subsidiaries Or Affiliates	Domi-ciliary Location	Relation-ship to Reporting Entity	Directly Controlled by (Name of Entity/Person)	Type of Control (Ownership, Board, Management, Attorney-in-Fact, Influence, Other)	If Control is Ownership Provide Percentage	Ultimate Controlling Entity(ies)/Person(s)	Is an SCA Filing Re-quired? (Yes/No)	*
.0361	Munich RE Group	41998	59-2236254				American Southern Home Insurance Company, Jacksonville, Florida	FL	IA	American Modern Home Insurance Company, Amelia, Ohio	Ownership	100.000	Münchener Rückversicherung AG		
.0361	Munich RE Group	35912	31-0920414				American Western Home Insurance Company, Oklahoma City, Oklahoma	OK	IA	American Modern Home Insurance Company, Amelia, Ohio	Ownership	100.000	Münchener Rückversicherung AG		
.0361	Munich RE Group	12314	20-2769607				American Modern Insurance Company of Florida, Inc., Jacksonville, Florida	FL	IA	American Southern Home Insurance Company, Jacksonville, Florida	Ownership	100.000	Münchener Rückversicherung AG		
.0361	Munich RE Group		82-5437491				ERGO Fund I LP, Dover, Delaware	DE	NIA	ERGO Group AG, Düsseldorf	Ownership	99.900	Münchener Rückversicherung AG		
			81-0830573				Next Insurance, Inc., Wilmington, Delaware	DE	NIA	ERGO Group AG, Düsseldorf	Ownership	33.700	Münchener Rückversicherung AG		
							HSB Solomon Associates Canada Ltd., Saint John, Province of New Brunswick	CAN	NIA	HSB Solomon Associates LLC, Dover, Delaware	Ownership	100.000	Münchener Rückversicherung AG		
							Solomon Associates Limited, Farnborough	GBR	NIA	HSB Solomon Associates LLC, Dover, Delaware	Ownership	100.000	Münchener Rückversicherung AG		
			83-2580281				FS Louisiana II LLC, Wilmington, Delaware	DE	NIA	FS Louisiana I LLC, Wilmington, Delaware	Ownership	100.000	Münchener Rückversicherung AG		
			83-2583278				PS Louisiana II LLC, Wilmington, Delaware	DE	NIA	PS Louisiana I LLC, Wilmington, Delaware	Ownership	100.000	Münchener Rückversicherung AG		
							HSB Engineering Insurance Services Limited, London	GBR	NIA	HSB Engineering Insurance Limited, London	Ownership	100.000	Münchener Rückversicherung AG		
							The Boiler Inspection and Insurance Company of Canada, Toronto, Ontario	CAN	IA	HSB Engineering Insurance Limited, London	Ownership	100.000	Münchener Rückversicherung AG		
							Benelogix Benefits Inc.Vancouver, British Columbia	CAN	NIA	1137009 B.C. Ltd.	Ownership	50.000	Münchener Rückversicherung AG		
							GroupSimple Solutions Inc.Vancouver, British Columbia	CAN	NIA	1137009 B.C. Ltd.	Ownership	50.000	Münchener Rückversicherung AG		
							GroupHEALTH Global Benefit Systems Inc.Vancouver, British Columbia	CAN	NIA	11658573 Canada Inc.	Ownership	100.000	Münchener Rückversicherung AG		
							GroupHEALTH Investments Inc.Vancouver, British Columbia	CAN	NIA	11658573 Canada Inc.	Ownership	0.100	Münchener Rückversicherung AG		
							1137009 B.C. Ltd.Vancouver, British Columbia	CAN	NIA	11658573 Canada Inc.	Ownership	100.000	Münchener Rückversicherung AG		
							GroupSource GP Inc.Vancouver, British Columbia	CAN	NIA	11658573 Canada Inc.	Ownership	100.000	Münchener Rückversicherung AG		
							GroupSource Limited PartnershipCalgary, Alberta	CAN	NIA	11658573 Canada Inc.	Ownership	100.000	Münchener Rückversicherung AG		
							DMI Disability Management Institute Inc.Vancouver, British Columbia	CAN	NIA	11658573 Canada Inc.	Ownership	50.000	Münchener Rückversicherung AG		
							CBIG – Canadian Benefits Investment & Insurance Group Inc.Vancouver, British Columbia	CAN	NIA	11658573 Canada Inc.	Ownership	75.000	Münchener Rückversicherung AG		
							CDAT Software Inc.Vancouver, British Columbia	CAN	NIA	11658573 Canada Inc.	Ownership	40.000	Münchener Rückversicherung AG		
							GroupStrength Benefits Direct Inc.Vancouver, British Columbia	CAN	NIA	11658573 Canada Inc.	Ownership	50.000	Münchener Rückversicherung AG		
							UAB Agra Corp.Vilnius	LTU	NIA	AGRA Ges. für landwirt. Entwicklung u. Beteiligung mbH	Ownership	100.000	Münchener Rückversicherung AG		
							UAB Lila HoldingasVilnius	LTU	NIA	AGRA Ges. für landwirt. Entwicklung u. Beteiligung mbH	Ownership	100.000	Münchener Rückversicherung AG		
							Assistance Partner GmbH & Co. KGMünchen	DEU	NIA	ALLYSCA Assistance GmbH	Ownership	21.700	Münchener Rückversicherung AG		
							Bagmoor Wind LimitedLondon	GBR	NIA	Bagmoor Holdings Limited	Ownership	100.000	Münchener Rückversicherung AG		
							Bell & Clements (USA) Inc.Wilmington, Delaware	DE	NIA	Bell & Clements (London) Ltd.	Ownership	100.000	Münchener Rückversicherung AG		
							Bell & Clements Ltd.London	GBR	NIA	Bell & Clements (London) Ltd.	Ownership	100.000	Münchener Rückversicherung AG		
							Bell & Clements Inc.Herndon, Virginia	VA	NIA	Bell & Clements (USA) Inc.	Ownership	100.000	Münchener Rückversicherung AG		
							E&S Claims Management Inc.Herndon, Virginia	VA	NIA	Bell & Clements (USA) Inc.	Ownership	100.000	Münchener Rückversicherung AG		
							CBIG Investments Inc.Vancouver, British Columbia	CAN	NIA	CBIG – Canadian Benefits Investment & Insurance Group Inc.	Ownership	100.000	Münchener Rückversicherung AG		

ANNUAL STATEMENT FOR THE YEAR 2021 OF THE American Modern Home Insurance Co.

SCHEDULE Y
PART 1A - DETAIL OF INSURANCE HOLDING COMPANY SYSTEM

1	2	3	4	5	6	7	8	9	10	11	12	13	14	15	16
Group Code	Group Name	NAIC Company Code	ID Number	Federal RSSD	CIK	Name of Securities Exchange if Publicly Traded (U.S. or International)	Names of Parent, Subsidiaries Or Affiliates	Domiciliary Location	Relationship to Reporting Entity	Directly Controlled by (Name of Entity/Person)	Type of Control (Ownership, Board, Management, Attorney-in-Fact, Influence, Other)	If Control is Ownership Provide Percentage	Ultimate Controlling Entity(ies)/Person(s)	Is an SCA Filing Required? (Yes/No)	*
							GroupHealth Northern Partners Inc.Vancouver, British Columbia	.CAN	.NIA	CBIG – Canadian Benefits Investment & Insurance Group Inc.	Ownership	100.000	Münchener Rückversicherung AG		
							Lakelse Financial Group Inc.Vancouver, British Columbia	.CAN	.NIA	CBIG Investments Inc.	Ownership	100.000	Münchener Rückversicherung AG		
							ATU Landbau GmbH & Co. KG.München	.DEU	.NIA	Ceres Demetra GmbH	Ownership	94.900	Münchener Rückversicherung AG		
							MFI Munich Finance and Investment Holding LtdTa' Xbiex	.MLT	.NIA	Comino Beteiligungen GmbH	Ownership	100.000	Münchener Rückversicherung AG		
							DAS Lex Assistance S.L.L'Hospitalet de Llobregat	.ESP	.NIA	D.A.S. Defensa del Automovilista y de Siniestros - Int. S.A.	Ownership	100.000	Münchener Rückversicherung AG		
							Jogszerviz KftBudapest	.HUN	.NIA	D.A.S. Jogvedelmi Biztosító Reszvenytársaság	Ownership	100.000	Münchener Rückversicherung AG		
							MEAG INSTITUTIONAL FUND S.C.S. SICAV-RAIF - Infra Debt IILuxemburg	.LUX	.NIA	D.A.S. Rechtsschutz Aktiengesellschaft	Ownership	0.400	Münchener Rückversicherung AG		
							D.A.S. Rechtsschutz AktiengesellschaftWien	.AUT	.IA	D.A.S. S.A. belge d'assurances de Protection Juridique	Ownership	0.000	Münchener Rückversicherung AG		
							MEAG EuroInvest AMünchen	.DEU	.NIA	D.A.S. S.A. belge d'assurances de Protection Juridique	Ownership	0.700	Münchener Rückversicherung AG		
							D.A.S. Prawo i Finanse Sp.z.o.o. w likwidacjiWarschau	.POL	.NIA	D.A.S. Towarzystwo Ubezpieczen Ochrony Prawnej S.A.	Ownership	100.000	Münchener Rückversicherung AG		
							D.A.S., Tomasz Niedzinski Kancelaria Prawna Sp.k.Warschau	.POL	.NIA	D.A.S. Towarzystwo Ubezpieczen Ochrony Prawnej S.A.	Ownership	95.000	Münchener Rückversicherung AG		
							DAS Nederlandse Rechtsbijstand Verzekeringmaatschappij N.V.Amsterdam	.NLD	.IA	DAS Holding N.V.	Ownership	100.000	Münchener Rückversicherung AG		
							DAS Legal Finance B.V.Amsterdam	.NLD	.NIA	DAS Holding N.V.	Ownership	100.000	Münchener Rückversicherung AG		
							DAS Legal Services B.V.Amsterdam	.NLD	.NIA	DAS Legal Finance B.V.	Ownership	100.000	Münchener Rückversicherung AG		
							DAS Services LimitedBristol	.GBR	.NIA	DAS UK Holdings Limited	Ownership	100.000	Münchener Rückversicherung AG		
							DAS Legal Expenses Insurance Company LimitedBristol	.GBR	.IA	DAS UK Holdings Limited	Ownership	100.000	Münchener Rückversicherung AG		
							DAS Law LimitedBristol	.GBR	.NIA	DAS UK Holdings Limited	Ownership	100.000	Münchener Rückversicherung AG		
							DAS MEDICAL ASSIST LIMITEDBristol	.GBR	.NIA	DAS UK Holdings Limited	Ownership	100.000	Münchener Rückversicherung AG		
							Everything Legal Ltd.Bristol	.GBR	.NIA	DAS UK Holdings Limited	Ownership	100.000	Münchener Rückversicherung AG		
							MEAG INSTITUTIONAL FUND S.C.S. SICAV-RAIF - Infra Debt IILuxemburg	.LUX	.NIA	DKV Belgium S.A.	Ownership	2.400	Münchener Rückversicherung AG		
							DKV Pflegedienste & Residenzen GmbHKöln	.DEU	.NIA	DKV Deutsche Krankenversicherung Aktiengesellschaft	Ownership	100.000	Münchener Rückversicherung AG		
							ERGO Private Capital Dritte GmbH & Co. KG.Düsseldorf	.DEU	.NIA	DKV Deutsche Krankenversicherung Aktiengesellschaft	Ownership	100.000	Münchener Rückversicherung AG		
							ERGO Private Capital Gesundheit GmbH.Düsseldorf	.DEU	.NIA	DKV Deutsche Krankenversicherung Aktiengesellschaft	Ownership	100.000	Münchener Rückversicherung AG		
							welivit Solarfonds GmbH & Co. KG.Düsseldorf	.DEU	.NIA	DKV Deutsche Krankenversicherung Aktiengesellschaft	Ownership	50.000	Münchener Rückversicherung AG		
							VHDK Beteiligungsgesellschaft mbHDüsseldorf	.DEU	.NIA	DKV Deutsche Krankenversicherung Aktiengesellschaft	Ownership	25.000	Münchener Rückversicherung AG		
							ERGO Infrastructure Investment Gesundheit GmbH.Düsseldorf	.DEU	.NIA	DKV Deutsche Krankenversicherung Aktiengesellschaft	Ownership	100.000	Münchener Rückversicherung AG		
							GBG Vogelsanger Straße GmbHKöln	.DEU	.NIA	DKV Deutsche Krankenversicherung Aktiengesellschaft	Ownership	94.800	Münchener Rückversicherung AG		
							DKV Erste Beteiligungsgesellschaft mbH i. L.Köln	.DEU	.NIA	DKV Deutsche Krankenversicherung Aktiengesellschaft	Ownership	100.000	Münchener Rückversicherung AG		
							goDentis – Ges. für Innovation in der Zahnheilkunde mbHKöln	.DEU	.NIA	DKV Deutsche Krankenversicherung Aktiengesellschaft	Ownership	100.000	Münchener Rückversicherung AG		
							RP Vilbeler Fondsgesellschaft mbH i. L.Frankfurt a. M.	.DEU	.NIA	DKV Deutsche Krankenversicherung Aktiengesellschaft	Ownership	10.000	Münchener Rückversicherung AG		

ANNUAL STATEMENT FOR THE YEAR 2021 OF THE American Modern Home Insurance Co.

SCHEDULE Y
PART 1A - DETAIL OF INSURANCE HOLDING COMPANY SYSTEM

1	2	3	4	5	6	7	8	9	10	11	12	13	14	15	16
Group Code	Group Name	NAIC Company Code	ID Number	Federal RSSD	CIK	Name of Securities Exchange if Publicly Traded (U.S. or International)	Names of Parent, Subsidiaries Or Affiliates	Domiciliary Location	Relationship to Reporting Entity	Directly Controlled by (Name of Entity/Person)	Type of Control (Ownership, Board, Management, Attorney-in-Fact, Influence, Other)	If Control is Ownership Provide Percentage	Ultimate Controlling Entity(ies)/Person(s)	Is an SCA Filing Required? (Yes/No)	*
							Sana Kliniken AGMünchen	DEU	NIA	DKV Deutsche Krankenversicherung Aktiengesellschaft	Ownership	22.500	Münchener Rückversicherung AG		
							MEDI CLIN AktiengesellschaftOffenburg	DEU	NIA	DKV Deutsche Krankenversicherung Aktiengesellschaft	Ownership	11.800	Münchener Rückversicherung AG		
							heal.capital I GmbH & Co. KGBerlin	DEU	NIA	DKV Deutsche Krankenversicherung Aktiengesellschaft	Ownership	14.900	Münchener Rückversicherung AG		
							Cairn Capital Investment Funds ICAV – Europ. Loan Fund CI A1Dublin	IRL	NIA	DKV Deutsche Krankenversicherung Aktiengesellschaft	Ownership	18.000	Münchener Rückversicherung AG		
							PICC Health Insurance Company LimitedBeijing	CHN	IA	DKV Deutsche Krankenversicherung Aktiengesellschaft	Ownership	2.200	Münchener Rückversicherung AG		
							STORAG Etzel GmbH & Co. Geschl. InvKGFrankfurt am Main	DEU	NIA	DKV Deutsche Krankenversicherung Aktiengesellschaft	Ownership	2.800	Münchener Rückversicherung AG		
							OIK MediclinWiesbaden	DEU	NIA	DKV Deutsche Krankenversicherung Aktiengesellschaft	Ownership	70.700	Münchener Rückversicherung AG		
							MEAG HBG 1München	DEU	NIA	DKV Deutsche Krankenversicherung Aktiengesellschaft	Ownership	100.000	Münchener Rückversicherung AG		
							MEAG IRENMünchen	DEU	NIA	DKV Deutsche Krankenversicherung Aktiengesellschaft	Ownership	100.000	Münchener Rückversicherung AG		
							MEAG RenditePlusMünchen	DEU	NIA	DKV Deutsche Krankenversicherung Aktiengesellschaft	Ownership	100.000	Münchener Rückversicherung AG		
							MEAG Property Fund 1München	DEU	NIA	DKV Deutsche Krankenversicherung Aktiengesellschaft	Ownership	100.000	Münchener Rückversicherung AG		
							MEAG PREMIUMMünchen	DEU	NIA	DKV Deutsche Krankenversicherung Aktiengesellschaft	Ownership	100.000	Münchener Rückversicherung AG		
							MEAG European Prime OpportunitiesMünchen	DEU	NIA	DKV Deutsche Krankenversicherung Aktiengesellschaft	Ownership	8.700	Münchener Rückversicherung AG		
							MEAG AmbitionMünchen	DEU	NIA	DKV Deutsche Krankenversicherung Aktiengesellschaft	Ownership	100.000	Münchener Rückversicherung AG		
							MEAG EuroCorpRentMünchen	DEU	NIA	DKV Deutsche Krankenversicherung Aktiengesellschaft	Ownership	57.500	Münchener Rückversicherung AG		
							Invesco MEAG US Immobilien Fonds 1VLuxemburg	LUX	NIA	DKV Deutsche Krankenversicherung Aktiengesellschaft	Ownership	15.700	Münchener Rückversicherung AG		
							ERGO Trust Logistikfonds Nr. 1München	DEU	NIA	DKV Deutsche Krankenversicherung Aktiengesellschaft	Ownership	16.700	Münchener Rückversicherung AG		
							FVV Select AM1München	DEU	NIA	DKV Deutsche Krankenversicherung Aktiengesellschaft	Ownership	41.800	Münchener Rückversicherung AG		
							IVG KavernenfondsFrankfurt	DEU	NIA	DKV Deutsche Krankenversicherung Aktiengesellschaft	Ownership	2.800	Münchener Rückversicherung AG		
							MEAG Dividende (A+1 Tranche)München	DEU	NIA	DKV Deutsche Krankenversicherung Aktiengesellschaft	Ownership	13.900	Münchener Rückversicherung AG		
							miCura Pflegedienste Düsseldorf GmbHDüsseldorf	DEU	NIA	DKV Pflegedienste & Residenzen GmbH	Ownership	100.000	Münchener Rückversicherung AG		
							DKV-Residenz am Tibusplatz gmbHMünster	DEU	NIA	DKV Pflegedienste & Residenzen GmbH	Ownership	100.000	Münchener Rückversicherung AG		
							miCura Pflegedienste Münster GmbHMünster	DEU	NIA	DKV Pflegedienste & Residenzen GmbH	Ownership	100.000	Münchener Rückversicherung AG		
							miCura Pflegedienste Krefeld GmbHKrefeld	DEU	NIA	DKV Pflegedienste & Residenzen GmbH	Ownership	100.000	Münchener Rückversicherung AG		
							DKV-Residenz in der Contrescarpe GmbHBremen	DEU	NIA	DKV Pflegedienste & Residenzen GmbH	Ownership	100.000	Münchener Rückversicherung AG		
							miCura Pflegedienste Bremen GmbHBremen	DEU	NIA	DKV Pflegedienste & Residenzen GmbH	Ownership	100.000	Münchener Rückversicherung AG		
							miCura Pflegedienste München GmbH i. L. München	DEU	NIA	DKV Pflegedienste & Residenzen GmbH	Ownership	100.000	Münchener Rückversicherung AG		
							miCura Pflegedienste GmbHKöln	DEU	NIA	DKV Pflegedienste & Residenzen GmbH	Ownership	100.000	Münchener Rückversicherung AG		
							miCura Pflegedienste München / Dachau GmbHDachau	DEU	NIA	DKV Pflegedienste & Residenzen GmbH	Ownership	51.000	Münchener Rückversicherung AG		
							miCura Pflegedienste Nürnberg GmbHNürnberg	DEU	NIA	DKV Pflegedienste & Residenzen GmbH	Ownership	51.000	Münchener Rückversicherung AG		

97.7

ANNUAL STATEMENT FOR THE YEAR 2021 OF THE American Modern Home Insurance Co.

SCHEDULE Y
PART 1A - DETAIL OF INSURANCE HOLDING COMPANY SYSTEM

1	2	3	4	5	6	7	8	9	10	11	12	13	14	15	16
Group Code	Group Name	NAIC Company Code	ID Number	Federal RSSD	CIK	Name of Securities Exchange if Publicly Traded (U.S. or International)	Names of Parent, Subsidiaries Or Affiliates	Domi-ciliary Location	Relation-ship to Reporting Entity	Directly Controlled by (Name of Entity/Person)	Type of Control (Ownership, Board, Management, Attorney-in-Fact, Influence, Other)	If Control is Ownership Provide Percentage	Ultimate Controlling Entity(ies)/Person(s)	Is an SCA Filing Re-quired? (Yes/No)	*
							miCura Pflege-dienste München Ost GmbHMünchen	.DEU	NIA	DKV Pflege-dienste & Residenzen GmbH	Ownership	65.000	Münchener Rückversicherung AG		
							miCura Pflege-dienste Hamburg GmbHHamburg	.DEU	NIA	DKV Pflege-dienste & Residenzen GmbH	Ownership	100.000	Münchener Rückversicherung AG		
							ERGO Vida Seguros y Reaseguros S.A.Saragossa	.ESP	IA	DKV Seguros y Reaseguros S.A. Espanola	Ownership	100.000	Münchener Rückversicherung AG		
							Union Medica La Fuencisla S.A.Saragossa	.ESP	IA	DKV Seguros y Reaseguros S.A. Espanola	Ownership	100.000	Münchener Rückversicherung AG		
							ERGO Generales Seguros y Reaseguros S.A.Madrid	.ESP	IA	DKV Seguros y Reaseguros S.A. Espanola	Ownership	100.000	Münchener Rückversicherung AG		
							DKV Servicios S.A.Saragossa	.ESP	NIA	DKV Seguros y Reaseguros S.A. Espanola	Ownership	100.000	Münchener Rückversicherung AG		
							Chip Card S.A.Madrid	.ESP	NIA	DKV Seguros y Reaseguros S.A. Espanola	Ownership	8.700	Münchener Rückversicherung AG		
							MEAG FAIRRETURN (A+I Tranche)München	.DEU	NIA	DKV Seguros y Reaseguros S.A. Espanola	Ownership	0.800	Münchener Rückversicherung AG		
							POOL - UL DE ASIGURARE IMPOTRIVA DEZASTRELOR								
							NATURALE SABukarest		IA	ERGO ASIGURARI S.A.	Ownership	5.500	Münchener Rückversicherung AG		
							ERGO Versicherung AktiengesellschaftWien	.AUT	IA	ERGO Austria International AG	Ownership	94.700	Münchener Rückversicherung AG		
							THEC 2019 Zrt. v.a.Budapest	.HUN	NIA	ERGO Austria International AG	Ownership	88.800	Münchener Rückversicherung AG		
							ERGO ASIGURARI DE VIATA S.A.Bukarest		IA	ERGO Austria International AG	Ownership	100.000	Münchener Rückversicherung AG		
							ERGO ASIGURARI S.A.Bukarest		IA	ERGO Austria International AG	Ownership	100.000	Münchener Rückversicherung AG		
							ERGO Versicherungs- und Finanzierungs-Vermittlung GmbHHamburg	.DEU	NIA	ERGO Beratung und Vertrieb AG	Ownership	100.000	Münchener Rückversicherung AG		
							Flexitel Telefonservice GmbHBerlin	.DEU	NIA	ERGO Deutschland AG	Ownership	100.000	Münchener Rückversicherung AG		
							ERGO Direkt AGFürth	.DEU	NIA	ERGO Digital Ventures AG	Ownership	100.000	Münchener Rückversicherung AG		
							ERGO DIREKT Versicherung AGFürth	.DEU	IA	ERGO Digital Ventures AG	Ownership	100.000	Münchener Rückversicherung AG		
							nexible Versicherung AGNürnberg	.DEU	IA	ERGO Digital Ventures AG	Ownership	100.000	Münchener Rückversicherung AG		
							ERGO Krankenversicherung AGFürth	.DEU	IA	ERGO Digital Ventures AG	Ownership	100.000	Münchener Rückversicherung AG		
							ERGO Mobility Solutions GmbHDüsseldorf	.DEU	NIA	ERGO Digital Ventures AG	Ownership	100.000	Münchener Rückversicherung AG		
							nexurance GmbHDüsseldorf	.DEU	NIA	ERGO Digital Ventures AG	Ownership	100.000	Münchener Rückversicherung AG		
							nexible GmbHDüsseldorf	.DEU	NIA	ERGO Digital Ventures AG	Ownership	100.000	Münchener Rückversicherung AG		
							Tianjin Yihe Information Technology Co. Ltd.Tianjin	.CHN	NIA	ERGO Digital Ventures AG	Ownership	24.900	Münchener Rückversicherung AG		
							ES S.A.Luxemburg	.LUX	NIA	ERGO Digital Ventures AG	Ownership	3.200	Münchener Rückversicherung AG		
							use Solarpark Spanien 1 GmbH & Co. KGDüsseldorf	.DEU	NIA	ERGO DIREKT Versicherung AG	Ownership	47.300	Münchener Rückversicherung AG		
							KQV Solarpark Franken 1 GmbH & Co. KGDüsseldorf	.DEU	NIA	ERGO DIREKT Versicherung AG	Ownership	100.000	Münchener Rückversicherung AG		
							MEAG INSTITUTIONAL FUND S.C.S. SICAV-RAIF - Infra Debt IILuxemburg	.LUX	NIA	ERGO DIREKT Versicherung AG	Ownership	0.800	Münchener Rückversicherung AG		
							MEAG EDS AGILMünchen	.DEU	NIA	ERGO DIREKT Versicherung AG	Ownership	100.000	Münchener Rückversicherung AG		
							MEAG EuroCorpRentMünchen	.DEU	NIA	ERGO DIREKT Versicherung AG	Ownership	27.800	Münchener Rückversicherung AG		
							welivit GmbHDüsseldorf	.DEU	NIA	ERGO Elfte Beteiligungsgesellschaft mbH	Ownership	100.000	Münchener Rückversicherung AG		
							ARTES Assekuranzservice GmbHDüsseldorf	.DEU	NIA	ERGO Elfte Beteiligungsgesellschaft mbH	Ownership	100.000	Münchener Rückversicherung AG		
							ERGO Reiseversicherung AGMünchen	.DEU	IA	ERGO Group AG	Ownership	100.000	Münchener Rückversicherung AG		
							ALLYSKA Assistance GmbHMünchen	.DEU	NIA	ERGO Group AG	Ownership	100.000	Münchener Rückversicherung AG		
							Fairance GmbHDüsseldorf	.DEU	NIA	ERGO Group AG	Ownership	100.000	Münchener Rückversicherung AG		
							ERGO Pensionsfonds AktiengesellschaftDüsseldorf	.DEU	IA	ERGO Group AG	Ownership	100.000	Münchener Rückversicherung AG		
							ITERGO Informationstechnologie GmbHDüsseldorf	.DEU	NIA	ERGO Group AG	Ownership	100.000	Münchener Rückversicherung AG		
							ERGO International Services GmbHDüsseldorf	.DEU	NIA	ERGO Group AG	Ownership	100.000	Münchener Rückversicherung AG		
							MEAG Cash Management GmbHMünchen	.DEU	NIA	ERGO Group AG	Ownership	40.000	Münchener Rückversicherung AG		
							ERGO Neunte Beteiligungsgesellschaft mbHDüsseldorf	.DEU	NIA	ERGO Group AG	Ownership	100.000	Münchener Rückversicherung AG		
							ERGO Beratung und Vertrieb AGDüsseldorf	.DEU	NIA	ERGO Group AG	Ownership	100.000	Münchener Rückversicherung AG		
							ERGO Deutschland AGDüsseldorf	.DEU	NIA	ERGO Group AG	Ownership	100.000	Münchener Rückversicherung AG		

ANNUAL STATEMENT FOR THE YEAR 2021 OF THE American Modern Home Insurance Co.

SCHEDULE Y
PART 1A - DETAIL OF INSURANCE HOLDING COMPANY SYSTEM

1	2	3	4	5	6	7	8	9	10	11	12	13	14	15	16
Group Code	Group Name	NAIC Company Code	ID Number	Federal RSSD	CIK	Name of Securities Exchange if Publicly Traded (U.S. or International)	Names of Parent, Subsidiaries Or Affiliates	Domi-ciliary Location	Relation-ship to Reporting Entity	Directly Controlled by (Name of Entity/Person)	Type of Control (Ownership, Board, Management, Attorney-in-Fact, Influence, Other)	If Control is Ownership Provide Percentage	Ultimate Controlling Entity(ies)/Person(s)	Is an SCA Filing Re-quired? (Yes/No)	*
							ERGO Technology & Services Management AGDüsseldorf	DEU	NIA	ERGO Group AG	Ownership	100.000	Münchener Rückversicherung AG		
							DKV Deutsche Krankenversicherung AktiengesellschaftKöln	DEU	IA	ERGO Group AG	Ownership	100.000	Münchener Rückversicherung AG		
							ERGO Digital Ventures AGDüsseldorf	DEU	NIA	ERGO Group AG	Ownership	100.000	Münchener Rückversicherung AG		
							ERGO Lebensversicherung AktiengesellschaftHamburg	DEU	IA	ERGO Group AG	Ownership	100.000	Münchener Rückversicherung AG		
							ERGO Elfte Beteiligungsgesellschaft mbHDüsseldorf	DEU	NIA	ERGO Group AG	Ownership	100.000	Münchener Rückversicherung AG		
							ERGO Versicherung AktiengesellschaftDüsseldorf	DEU	IA	ERGO Group AG	Ownership	100.000	Münchener Rückversicherung AG		
							Victoria Lebensversicherung AktiengesellschaftDüsseldorf	DEU	IA	ERGO Group AG	Ownership	100.000	Münchener Rückversicherung AG		
							ERGO Vorsorge Lebensversicherung AGDüsseldorf	DEU	IA	ERGO Group AG	Ownership	100.000	Münchener Rückversicherung AG		
							ERGO Life S.A.Grevenmacher	LUX	IA	ERGO Group AG	Ownership	100.000	Münchener Rückversicherung AG		
							ERGO Pensionskasse AGDüsseldorf	DEU	IA	ERGO Group AG	Ownership	100.000	Münchener Rückversicherung AG		
							Longial GmbHDüsseldorf	DEU	NIA	ERGO Group AG	Ownership	100.000	Münchener Rückversicherung AG		
							ERGO International AktiengesellschaftDüsseldorf	DEU	NIA	ERGO Group AG	Ownership	100.000	Münchener Rückversicherung AG		
							ERGO Insurance N.V.Brüssel	BEL	IA	ERGO Group AG	Ownership	0.000	Münchener Rückversicherung AG		
							IDEENKAPITAL GmbHDüsseldorf	DEU	NIA	ERGO Group AG	Ownership	100.000	Münchener Rückversicherung AG		
							WINE Solarfonds Süddeutschland 2 GmbH & Co. KGDüsseldorf	DEU	NIA	ERGO Group AG	Ownership	100.000	Münchener Rückversicherung AG		
							ERGO Private Capital GmbHDüsseldorf	DEU	NIA	ERGO Group AG	Ownership	100.000	Münchener Rückversicherung AG		
							Thipara GmbHHamburg	DEU	NIA	ERGO Group AG	Ownership	80.100	Münchener Rückversicherung AG		
							Legal Net GmbHMünchen	DEU	NIA	ERGO Group AG	Ownership	100.000	Münchener Rückversicherung AG		
							Vivis GmbHMünchen	DEU	NIA	ERGO Group AG	Ownership	100.000	Münchener Rückversicherung AG		
							ERGO Rechtsschutz Leistungs-GmbHMünchen	DEU	NIA	ERGO Group AG	Ownership	100.000	Münchener Rückversicherung AG		
							ERGO Gourmet GmbHDüsseldorf	DEU	NIA	ERGO Group AG	Ownership	100.000	Münchener Rückversicherung AG		
							ERGO Zehnte Beteiligungsgesellschaft mbHDüsseldorf	DEU	NIA	ERGO Group AG	Ownership	100.000	Münchener Rückversicherung AG		
							MEDICLIN AktiengesellschaftOffenburg	DEU	NIA	ERGO Group AG	Ownership	23.200	Münchener Rückversicherung AG		
							KarstadtQuelle Finanz Service GmbH i. L.Düsseldorf	DEU	NIA	ERGO Group AG	Ownership	50.000	Münchener Rückversicherung AG		
							ERGO China Life Insurance Co., Ltd.Jinan, Shandong Province	CHN	IA	ERGO Group AG	Ownership	20.000	Münchener Rückversicherung AG		
							MEAG Kubus 1München	DEU	NIA	ERGO Group AG	Ownership	100.000	Münchener Rückversicherung AG		
							Autobahn Tank & Rast Management GmbHBonn	DEU	NIA	ERGO Infrastructure Investment Gesundheit GmbH	Ownership	1.600	Münchener Rückversicherung AG		
							Autobahn Tank & Rast Gruppe GmbH & Co. KGBonn	DEU	NIA	ERGO Infrastructure Investment Gesundheit GmbH	Ownership	1.600	Münchener Rückversicherung AG		
							T&R Real Estate GmbHBonn	DEU	NIA	ERGO Infrastructure Investment Gesundheit GmbH	Ownership	1.600	Münchener Rückversicherung AG		
							T&R MLP GmbHBonn	DEU	NIA	ERGO Infrastructure Investment Gesundheit GmbH	Ownership	1.600	Münchener Rückversicherung AG		
							Autobahn Tank & Rast Management GmbHBonn	DEU	NIA	ERGO Infrastructure Investment Komposit GmbH	Ownership	0.700	Münchener Rückversicherung AG		
							Autobahn Tank & Rast Gruppe GmbH & Co. KGBonn	DEU	NIA	ERGO Infrastructure Investment Komposit GmbH	Ownership	0.700	Münchener Rückversicherung AG		
							T&R Real Estate GmbHBonn	DEU	NIA	ERGO Infrastructure Investment Komposit GmbH	Ownership	0.700	Münchener Rückversicherung AG		
							T&R MLP GmbHBonn	DEU	NIA	ERGO Infrastructure Investment Komposit GmbH	Ownership	0.700	Münchener Rückversicherung AG		

ANNUAL STATEMENT FOR THE YEAR 2021 OF THE American Modern Home Insurance Co.

SCHEDULE Y
PART 1A - DETAIL OF INSURANCE HOLDING COMPANY SYSTEM

1	2	3	4	5	6	7	8	9	10	11	12	13	14	15	16
Group Code	Group Name	NAIC Company Code	ID Number	Federal RSSD	CIK	Name of Securities Exchange if Publicly Traded (U.S. or International)	Names of Parent, Subsidiaries Or Affiliates	Domi-ciliary Location	Relation-ship to Reporting Entity	Directly Controlled by (Name of Entity/Person)	Type of Control (Ownership, Board, Management, Attorney-in-Fact, Influence, Other)	If Control is Ownership Provide Percentage	Ultimate Controlling Entity(ies)/Person(s)	Is an SCA Filing Re-quired? (Yes/No)	*
							MEAG INSTITUTIONAL FUND S.C.S. SICAV-RAIF -								
							Infra Debt IILuxemburg	.LUX	NIA	ERGO Insurance Company Single Member S.A.	Ownership	1.600	Münchener Rückversicherung AG		
							TOTAL CARE NETWORK SAAthen	.GRC	NIA	ERGO Insurance Company Single Member S.A.	Ownership	15.000	Münchener Rückversicherung AG		
							MEAG Hyperion FundMünchen	.DEU	NIA	ERGO Insurance Company Single Member S.A.	Ownership	100.000	Münchener Rückversicherung AG		
							welivit Solarfonds GmbH & Co. KG Düsseldorf	.DEU	NIA	ERGO Insurance N.V.	Ownership	25.000	Münchener Rückversicherung AG		
							ERGO Partners N.V.Brüssel	.BEL	NIA	ERGO Insurance N.V.	Ownership	100.000	Münchener Rückversicherung AG		
							MEAG INSTITUTIONAL FUND S.C.S. SICAV-RAIF -								
							Infra Debt IILuxemburg	.LUX	NIA	ERGO Insurance N.V.	Ownership	3.600	Münchener Rückversicherung AG		
							MEAG FlexConcept - EuroGrowthLuxemburg	.LUX	NIA	ERGO Insurance N.V.	Ownership	100.000	Münchener Rückversicherung AG		
							ERGO Fund Golden AgingBrüssel	.BEL	NIA	ERGO Insurance N.V.	Ownership	100.000	Münchener Rückversicherung AG		
							MEAG EuroInvest AMünchen	.DEU	NIA	ERGO Insurance N.V.	Ownership	0.000	Münchener Rückversicherung AG		
							MEAG ProInvest A+IMünchen	.DEU	NIA	ERGO Insurance N.V.	Ownership	0.000	Münchener Rückversicherung AG		
							MEAG EuroRent A+IMünchen	.DEU	NIA	ERGO Insurance N.V.	Ownership	0.000	Münchener Rückversicherung AG		
							MEAG EUROERTRAG (A+I Tranche)München	.DEU	NIA	ERGO Insurance N.V.	Ownership	0.000	Münchener Rückversicherung AG		
							MEAG EuroBalance A+BMünchen	.DEU	NIA	ERGO Insurance N.V.	Ownership	0.000	Münchener Rückversicherung AG		
							DEAX Oigusbüroo OÜTallinn	.EST	NIA	ERGO Insurance SE	Ownership	100.000	Münchener Rückversicherung AG		
							MEAG INSTITUTIONAL FUND S.C.S. SICAV-RAIF -								
							Infra Debt IILuxemburg	.LUX	NIA	ERGO Insurance SE	Ownership	0.500	Münchener Rückversicherung AG		
							Munich Health Daman HoldingAbu Dhabi	.ARE	NIA	ERGO International Aktiengesellschaft	Ownership	51.000	Münchener Rückversicherung AG		
							D.A.S. S.A. belge d'assurances de Protection								
							JuridiqueBrüssel	.BEL	IA	ERGO International Aktiengesellschaft	Ownership	0.000	Münchener Rückversicherung AG		
							DKV Seguros y Reaseguros S.A.								
							EspanolaSaragossa	.ESP	IA	ERGO International Aktiengesellschaft	Ownership	100.000	Münchener Rückversicherung AG		
							DKV Belgium S.A.Brüssel	.BEL	IA	ERGO International Aktiengesellschaft	Ownership	100.000	Münchener Rückversicherung AG		
							ERGO Insurance N.V.Brüssel	.BEL	IA	ERGO International Aktiengesellschaft	Ownership	100.000	Münchener Rückversicherung AG		
							Sopockie Towarzystwo Ubezpieczen Ergo Hestia								
							Spolka AkcyjnaSopot	.POL	IA	ERGO International Aktiengesellschaft	Ownership	100.000	Münchener Rückversicherung AG		
							Sopockie Towarzystwo Ubezpieczen na Zycie								
							Ergo Hestia S.A.Sopot	.POL	IA	ERGO International Aktiengesellschaft	Ownership	100.000	Münchener Rückversicherung AG		
							ERGO Insurance Company Single Member								
							S.A.Athen	.GRC	IA	ERGO International Aktiengesellschaft	Ownership	100.000	Münchener Rückversicherung AG		
							ERGO Versicherung AktiengesellschaftWien	.AUT	IA	ERGO International Aktiengesellschaft	Ownership	5.300	Münchener Rückversicherung AG		
							ERGO Austria International AGWien	.AUT	NIA	ERGO International Aktiengesellschaft	Ownership	100.000	Münchener Rückversicherung AG		
							ERGO Danismanlik A.S.Istanbul	.TUR	NIA	ERGO International Aktiengesellschaft	Ownership	100.000	Münchener Rückversicherung AG		
							ERGO Insurance SETallinn	.EST	IA	ERGO International Aktiengesellschaft	Ownership	100.000	Münchener Rückversicherung AG		
							ERGO Insurance Pte. Ltd.Singapur	.SGP	IA	ERGO International Aktiengesellschaft	Ownership	100.000	Münchener Rückversicherung AG		
							ERGO Life Insurance SEVilnius	.LTU	IA	ERGO International Aktiengesellschaft	Ownership	100.000	Münchener Rückversicherung AG		
							ERGO (China) Management Company								
							LimitedBeijing	.CHN	NIA	ERGO International Aktiengesellschaft	Ownership	100.000	Münchener Rückversicherung AG		
							ERGO-FESCO Broker Company LimitedBeijing	.CHN	NIA	ERGO International Aktiengesellschaft	Ownership	33.000	Münchener Rückversicherung AG		
							HDFC ERGO General Insurance Company								
							Ltd.Mumbai	.IND	IA	ERGO International Aktiengesellschaft	Ownership	49.000	Münchener Rückversicherung AG		
							Thaisri Insurance Public Co., Ltd.Bangkok	.THA	IA	ERGO International Aktiengesellschaft	Ownership	40.300	Münchener Rückversicherung AG		
							Storebrand Helseforsikring ASOslo	.NOR	IA	ERGO International Aktiengesellschaft	Ownership	50.000	Münchener Rückversicherung AG		
							Global Insurance CorporationHo-Chi-Minh-Stadt								
							Wise Solarpark Spanien 1 GmbH & Co.								
							KG Düsseldorf	.DEU	NIA	ERGO Krankenversicherung AG	Ownership	7.500	Münchener Rückversicherung AG		
							heal.capital I GmbH & Co. KGBerlin	.DEU	NIA	ERGO Krankenversicherung AG	Ownership	1.000	Münchener Rückversicherung AG		
							MEAG EDK QuantumMünchen	.DEU	NIA	ERGO Krankenversicherung AG	Ownership	100.000	Münchener Rückversicherung AG		
							MEAG European Prime OpportunitiesMünchen	.DEU	NIA	ERGO Krankenversicherung AG	Ownership	1.500	Münchener Rückversicherung AG		
							MEAG SuperStores IIMünchen	.DEU	NIA	ERGO Krankenversicherung AG	Ownership	10.500	Münchener Rückversicherung AG		
							ERGO Private Capital ERGO Leben								
							GmbH Düsseldorf	.DEU	NIA	ERGO Lebensversicherung Aktiengesellschaft	Ownership	100.000	Münchener Rückversicherung AG		

ANNUAL STATEMENT FOR THE YEAR 2021 OF THE American Modern Home Insurance Co.

SCHEDULE Y
PART 1A - DETAIL OF INSURANCE HOLDING COMPANY SYSTEM

1	2	3	4	5	6	7	8	9	10	11	12	13	14	15	16
Group Code	Group Name	NAIC Company Code	ID Number	Federal RSSD	CIK	Name of Securities Exchange if Publicly Traded (U.S. or International)	Names of Parent, Subsidiaries Or Affiliates	Domiciliary Location	Relationship to Reporting Entity	Directly Controlled by (Name of Entity/Person)	Type of Control (Ownership, Board, Management, Attorney-in-Fact, Influence, Other)	If Control is Ownership Provide Percentage	Ultimate Controlling Entity(ies)/Person(s)	Is an SCA Filing Required? (Yes/No)	*
							Victoria Vierter Bauabschnitt GmbH & Co. KG Düsseldorf	DEU	NIA	ERGO Lebensversicherung Aktiengesellschaft	Ownership	95.100	Münchener Rückversicherung AG		
							ERGO Private Capital Zweite GmbH & Co. KG Düsseldorf	DEU	NIA	ERGO Lebensversicherung Aktiengesellschaft	Ownership	72.000	Münchener Rückversicherung AG		
							DWS Concept SICAV (Subfonds Instit. FI, Inh.-Ant. 16D oN)Luxemburg	LUX	NIA	ERGO Lebensversicherung Aktiengesellschaft	Ownership	100.000	Münchener Rückversicherung AG		
							DWS Concept SICAV (Subfonds Instit. FI, Inh.-Ant. 17D oN)Luxemburg	LUX	NIA	ERGO Lebensversicherung Aktiengesellschaft	Ownership	100.000	Münchener Rückversicherung AG		
							DWS Concept SICAV (Subfonds Instit. FI, Inhaber-Ant. 14D)Luxemburg	LUX	NIA	ERGO Lebensversicherung Aktiengesellschaft	Ownership	100.000	Münchener Rückversicherung AG		
							VHDK Beteiligungsgesellschaft mbH Düsseldorf Gebäude Service Gesellschaft Überseering 35 mbH Hamburg	DEU	NIA	ERGO Lebensversicherung Aktiengesellschaft	Ownership	20.000	Münchener Rückversicherung AG		
							RP Vilbeler Fondsgesellschaft mbH i. L. Frankfurt a. M.	DEU	NIA	ERGO Lebensversicherung Aktiengesellschaft	Ownership	10.000	Münchener Rückversicherung AG		
							ERGO China Life Insurance Co., Ltd. Jinan, Shandong Province	CHN	IA	ERGO Lebensversicherung Aktiengesellschaft	Ownership	30.000	Münchener Rückversicherung AG		
							Fernkälte Geschäftsstadt Nord GbR Hamburg	DEU	NIA	ERGO Lebensversicherung Aktiengesellschaft	Ownership	36.700	Münchener Rückversicherung AG		
							GIG City Nord GmbH Hamburg	DEU	NIA	ERGO Lebensversicherung Aktiengesellschaft	Ownership	20.000	Münchener Rückversicherung AG		
							Protektor Lebensversicherungs-AG Berlin	DEU	NIA	ERGO Lebensversicherung Aktiengesellschaft	Ownership	5.900	Münchener Rückversicherung AG		
							Cairn Capital Investment Funds ICAV – Europ. Loan Fund CI A1 Dublin	IRL	NIA	ERGO Lebensversicherung Aktiengesellschaft	Ownership	25.800	Münchener Rückversicherung AG		
							U.S. Property Fund V GmbH & Co. KG München	DEU	NIA	ERGO Lebensversicherung Aktiengesellschaft	Ownership	5.800	Münchener Rückversicherung AG		
							STORAG Etzel GmbH & Co. Geschl. InvKG Frankfurt am Main	DEU	NIA	ERGO Lebensversicherung Aktiengesellschaft	Ownership	2.800	Münchener Rückversicherung AG		
							TMI Asia Property Fund I GmbH & Co. KG i. L. München	DEU	NIA	ERGO Lebensversicherung Aktiengesellschaft	Ownership	6.400	Münchener Rückversicherung AG		
							MEAG Kapital 5M München	DEU	NIA	ERGO Lebensversicherung Aktiengesellschaft	Ownership	100.000	Münchener Rückversicherung AG		
							MEAG Euro 1M München	DEU	NIA	ERGO Lebensversicherung Aktiengesellschaft	Ownership	100.000	Münchener Rückversicherung AG		
							MEAG Euro 2M München	DEU	NIA	ERGO Lebensversicherung Aktiengesellschaft	Ownership	100.000	Münchener Rückversicherung AG		
							MEAG HMR 2M München	DEU	NIA	ERGO Lebensversicherung Aktiengesellschaft	Ownership	100.000	Münchener Rückversicherung AG		
							MEAG German Prime Opportunities (GPO) München	DEU	NIA	ERGO Lebensversicherung Aktiengesellschaft	Ownership	100.000	Münchener Rückversicherung AG		
							MEAG Pension Invest München	DEU	NIA	ERGO Lebensversicherung Aktiengesellschaft	Ownership	5.900	Münchener Rückversicherung AG		
							MEAG Anglo Celtic Fund München	DEU	NIA	ERGO Lebensversicherung Aktiengesellschaft	Ownership	100.000	Münchener Rückversicherung AG		
							MEAG HMR 1M München	DEU	NIA	ERGO Lebensversicherung Aktiengesellschaft	Ownership	100.000	Münchener Rückversicherung AG		
							MEAG Property Fund II München	DEU	NIA	ERGO Lebensversicherung Aktiengesellschaft	Ownership	100.000	Münchener Rückversicherung AG		
							MEAG Multi Life München	DEU	NIA	ERGO Lebensversicherung Aktiengesellschaft	Ownership	67.000	Münchener Rückversicherung AG		
							MEAG FlexConcept – Eurobond Luxemburg	LUX	NIA	ERGO Lebensversicherung Aktiengesellschaft	Ownership	100.000	Münchener Rückversicherung AG		

ANNUAL STATEMENT FOR THE YEAR 2021 OF THE American Modern Home Insurance Co.

SCHEDULE Y
PART 1A - DETAIL OF INSURANCE HOLDING COMPANY SYSTEM

1	2	3	4	5	6	7	8	9	10	11	12	13	14	15	16
Group Code	Group Name	NAIC Company Code	ID Number	Federal RSSD	CIK	Name of Securities Exchange if Publicly Traded (U.S. or International)	Names of Parent, Subsidiaries Or Affiliates	Domiciliary Location	Relationship to Reporting Entity	Directly Controlled by (Name of Entity/Person)	Type of Control (Ownership, Board, Management, Attorney-in-Fact, Influence, Other)	If Control is Ownership Provide Percentage	Ultimate Controlling Entity(ies)/Person(s)	Is an SCA Filing Required? (Yes/No)	*
							MEAG European Prime OpportunitiesMünchen	DEU	NIA	ERGO Lebensversicherung Aktiengesellschaft	Ownership	30.600	Münchener Rückversicherung AG		
							MEAG Pension RentMünchen	DEU	NIA	ERGO Lebensversicherung Aktiengesellschaft	Ownership	29.900	Münchener Rückversicherung AG		
							MEAG Pension SafeMünchen	DEU	NIA	ERGO Lebensversicherung Aktiengesellschaft	Ownership	58.400	Münchener Rückversicherung AG		
							MEAG Vermögensanlage KomfortMünchen	DEU	NIA	ERGO Lebensversicherung Aktiengesellschaft	Ownership	43.100	Münchener Rückversicherung AG		
							MEAG Vermögensanlage Return (A+I Tranche)München	DEU	NIA	ERGO Lebensversicherung Aktiengesellschaft	Ownership	58.100	Münchener Rückversicherung AG		
							MEAG GSSMünchen	DEU	NIA	ERGO Lebensversicherung Aktiengesellschaft	Ownership	17.800	Münchener Rückversicherung AG		
							ERGO Trust Logistikfonds Nr. 1München	DEU	NIA	ERGO Lebensversicherung Aktiengesellschaft	Ownership	16.700	Münchener Rückversicherung AG		
							IVG KavernenfondsFrankfurt	DEU	NIA	ERGO Lebensversicherung Aktiengesellschaft	Ownership	2.800	Münchener Rückversicherung AG		
							MEAG EuroInvest AMünchen	DEU	NIA	ERGO Lebensversicherung Aktiengesellschaft	Ownership	0.100	Münchener Rückversicherung AG		
							MEAG ProInvest A+IMünchen	DEU	NIA	ERGO Lebensversicherung Aktiengesellschaft	Ownership	0.000	Münchener Rückversicherung AG		
							MEAG EuroFlexMünchen	DEU	NIA	ERGO Lebensversicherung Aktiengesellschaft	Ownership	0.000	Münchener Rückversicherung AG		
							MEAG Dividende (A+I Tranche)München	DEU	NIA	ERGO Lebensversicherung Aktiengesellschaft	Ownership	0.000	Münchener Rückversicherung AG		
							MEAG NACHHALTIGKEIT A+IMünchen	DEU	NIA	ERGO Lebensversicherung Aktiengesellschaft	Ownership	0.000	Münchener Rückversicherung AG		
							MEAG EuroRent A+IMünchen	DEU	NIA	ERGO Lebensversicherung Aktiengesellschaft	Ownership	0.000	Münchener Rückversicherung AG		
							MEAG EUROERTRAG (A+I Tranche)München	DEU	NIA	ERGO Lebensversicherung Aktiengesellschaft	Ownership	0.000	Münchener Rückversicherung AG		
							MEAG FAIRRETURN (A+I Tranche)München	DEU	NIA	ERGO Lebensversicherung Aktiengesellschaft	Ownership	0.000	Münchener Rückversicherung AG		
							ERGO Vermögensmanagement Flexibel AMünchen	DEU	NIA	ERGO Lebensversicherung Aktiengesellschaft	Ownership	0.000	Münchener Rückversicherung AG		
							ERGO Vermögensmanagement Robust AMünchen	DEU	NIA	ERGO Lebensversicherung Aktiengesellschaft	Ownership	0.000	Münchener Rückversicherung AG		
							ERGO Vermögensmanagement Ausgewogen AMünchen	DEU	NIA	ERGO Lebensversicherung Aktiengesellschaft	Ownership	0.000	Münchener Rückversicherung AG		
							MEAG EuroBalance A+BMünchen	DEU	NIA	ERGO Lebensversicherung Aktiengesellschaft	Ownership	0.000	Münchener Rückversicherung AG		
							MEAG EuroKapitalMünchen	DEU	NIA	ERGO Lebensversicherung Aktiengesellschaft	Ownership	0.100	Münchener Rückversicherung AG		
							MEAG GlobalBalance DFMünchen	DEU	NIA	ERGO Lebensversicherung Aktiengesellschaft	Ownership	0.300	Münchener Rückversicherung AG		
							MEAG GlobalChance DFMünchen	DEU	NIA	ERGO Lebensversicherung Aktiengesellschaft	Ownership	0.500	Münchener Rückversicherung AG		
							ERGO Invest SIARiga	LVA	NIA	ERGO Life Insurance SE	Ownership	100.000	Münchener Rückversicherung AG		
							MEAG INSTITUTIONAL FUND S.C.S. SICAV-RAIF - Infra Debt IILuxemburg	LUX	NIA	ERGO Life Insurance SE	Ownership	0.600	Münchener Rückversicherung AG		
							MEAG FlexConcept - WachstumLuxemburg	LUX	NIA	ERGO Life S.A.	Ownership	41.700	Münchener Rückversicherung AG		
							MEAG EM Rent Nachhaltigkeit (A+I Tranche)München	DEU	NIA	ERGO Life S.A.	Ownership	0.000	Münchener Rückversicherung AG		
							MEAG Dividende (A+I Tranche)München	DEU	NIA	ERGO Life S.A.	Ownership	0.000	Münchener Rückversicherung AG		
							MEAG NACHHALTIGKEIT A+IMünchen	DEU	NIA	ERGO Life S.A.	Ownership	0.000	Münchener Rückversicherung AG		

ANNUAL STATEMENT FOR THE YEAR 2021 OF THE American Modern Home Insurance Co.

SCHEDULE Y
PART 1A - DETAIL OF INSURANCE HOLDING COMPANY SYSTEM

1	2	3	4	5	6	7	8	9	10	11	12	13	14	15	16
Group Code	Group Name	NAIC Company Code	ID Number	Federal RSSD	CIK	Name of Securities Exchange if Publicly Traded (U.S. or International)	Names of Parent, Subsidiaries Or Affiliates	Domiciliary Location	Relationship to Reporting Entity	Directly Controlled by (Name of Entity/Person)	Type of Control (Ownership, Board, Management, Attorney-in-Fact, Influence, Other)	If Control is Ownership Provide Percentage	Ultimate Controlling Entity(ies)/Person(s)	Is an SCA Filing Required? (Yes/No)	*
							MEAG EuroRent A+München	DEU	NIA	ERGO Life S.A.	Ownership	0.000	Münchener Rückversicherung AG		
							MEAG EUROERTRAG (A+I Tranche)München	DEU	NIA	ERGO Life S.A.	Ownership	0.000	Münchener Rückversicherung AG		
							MEAG EuroBalance A+BMünchen	DEU	NIA	ERGO Life S.A.	Ownership	0.000	Münchener Rückversicherung AG		
							ALICE GmbHDüsseldorf	DEU	NIA	ERGO Neunte Beteiligungsgesellschaft mbH	Ownership	100.000	Münchener Rückversicherung AG		
							ERGO Sechzehnte Teilungsgesellschaft AGMünchen	DEU	NIA	ERGO Neunte Beteiligungsgesellschaft mbH	Ownership	100.000	Münchener Rückversicherung AG		
							HMV GFKL Beteiligungsgesellschaft mbHDüsseldorf	DEU	NIA	ERGO Neunte Beteiligungsgesellschaft mbH	Ownership	100.000	Münchener Rückversicherung AG		
							Vorsorge Service GmbHDüsseldorf	DEU	NIA	ERGO Neunte Beteiligungsgesellschaft mbH	Ownership	100.000	Münchener Rückversicherung AG		
							Victoria US Property Investment GmbHDüsseldorf	DEU	NIA	ERGO Neunte Beteiligungsgesellschaft mbH	Ownership	100.000	Münchener Rückversicherung AG		
							VICTORIA Italy Property GmbHDüsseldorf	DEU	NIA	ERGO Neunte Beteiligungsgesellschaft mbH	Ownership	100.000	Münchener Rückversicherung AG		
							VICTORIA Vierte Beteiligungsgesellschaft mbHDüsseldorf	DEU	NIA	ERGO Neunte Beteiligungsgesellschaft mbH	Ownership	100.000	Münchener Rückversicherung AG		
							VICTORIA Immobilien-Fonds GmbHDüsseldorf	DEU	NIA	ERGO Neunte Beteiligungsgesellschaft mbH	Ownership	100.000	Münchener Rückversicherung AG		
							ERGO Zwölfte Beteiligungsgesellschaft mbHMünchen	DEU	NIA	ERGO Neunte Beteiligungsgesellschaft mbH	Ownership	100.000	Münchener Rückversicherung AG		
							Metal Rente KonsortiumStuttgart	DEU	NIA	ERGO Pensionsfonds Aktiengesellschaft	Ownership	17.500	Münchener Rückversicherung AG		
							MEAG Pension InvestMünchen	DEU	NIA	ERGO Pensionsfonds Aktiengesellschaft	Ownership	30.300	Münchener Rückversicherung AG		
							MEAG Pension RentMünchen	DEU	NIA	ERGO Pensionsfonds Aktiengesellschaft	Ownership	65.300	Münchener Rückversicherung AG		
							MEAG Pension SafeMünchen	DEU	NIA	ERGO Pensionsfonds Aktiengesellschaft	Ownership	40.000	Münchener Rückversicherung AG		
							MEAG FAIRRETURN (A+I Tranche)München	DEU	NIA	ERGO Pensionsfonds Aktiengesellschaft	Ownership	0.000	Münchener Rückversicherung AG		
							ERGO Private Capital Pensionskasse GmbHDüsseldorf	DEU	NIA	ERGO Pensionskasse AG	Ownership	100.000	Münchener Rückversicherung AG		
							ERGO Private Capital Zweite GmbH & Co. KGDüsseldorf	DEU	NIA	ERGO Pensionskasse AG	Ownership	4.500	Münchener Rückversicherung AG		
							VHDK Beteiligungsgesellschaft mbHDüsseldorf	DEU	NIA	ERGO Pensionskasse AG	Ownership	5.000	Münchener Rückversicherung AG		
							MEAG Pensionskasse WestMünchen	DEU	NIA	ERGO Pensionskasse AG	Ownership	100.000	Münchener Rückversicherung AG		
							MEAG Pensionskasse NordMünchen	DEU	NIA	ERGO Pensionskasse AG	Ownership	100.000	Münchener Rückversicherung AG		
							MEAG Pension InvestMünchen	DEU	NIA	ERGO Pensionskasse AG	Ownership	48.800	Münchener Rückversicherung AG		
							MEAG Multi LifeMünchen	DEU	NIA	ERGO Pensionskasse AG	Ownership	12.000	Münchener Rückversicherung AG		
							MEAG European Prime OpportunitiesMünchen	DEU	NIA	ERGO Pensionskasse AG	Ownership	1.600	Münchener Rückversicherung AG		
							MEAG Pension RentMünchen	DEU	NIA	ERGO Pensionskasse AG	Ownership	3.200	Münchener Rückversicherung AG		
							MEAG Pension SafeMünchen	DEU	NIA	ERGO Pensionskasse AG	Ownership	0.900	Münchener Rückversicherung AG		
							MEAG GSSMünchen	DEU	NIA	ERGO Pensionskasse AG	Ownership	20.500	Münchener Rückversicherung AG		
							MEAG SuperStores IIMünchen	DEU	NIA	ERGO Pensionskasse AG	Ownership	11.500	Münchener Rückversicherung AG		
							FREE MOUNTAIN SYSTEMS S.L.Madrid	ESP	NIA	ERGO Private Capital Dritte GmbH & Co. KG	Ownership	28.000	Münchener Rückversicherung AG		
							Vier Gas Investments S.à.r.l.Luxemburg	LUX	NIA	ERGO Private Capital Dritte GmbH & Co. KG	Ownership	7.400	Münchener Rückversicherung AG		
							Infra IV-D Investments, S.C.A.Luxemburg	LUX	NIA	ERGO Private Capital Dritte GmbH & Co. KG	Ownership	42.900	Münchener Rückversicherung AG		
							APAX Europe VII - B, L.P.St. Peter Port	GBR	NIA	ERGO Private Capital Dritte GmbH & Co. KG	Ownership	0.100	Münchener Rückversicherung AG		
							BC European Capital IX-8 LPSt. Peter Port	GBR	NIA	ERGO Private Capital Dritte GmbH & Co. KG	Ownership	2.700	Münchener Rückversicherung AG		
							DIF Infrastructure Fund V Cooperatief U.A.Schiphol	NLD	NIA	ERGO Private Capital Dritte GmbH & Co. KG	Ownership	0.700	Münchener Rückversicherung AG		
							Crown Premium Private Equity Buyout SICAV i. L.Luxemburg	LUX	NIA	ERGO Private Capital Dritte GmbH & Co. KG	Ownership	6.400	Münchener Rückversicherung AG		
							DIF Core Infrastructure Fund I Cooperatief U.A.Schiphol	NLD	NIA	ERGO Private Capital Dritte GmbH & Co. KG	Ownership	3.300	Münchener Rückversicherung AG		
							PAI Europe V - 1 FOPRSt. Peter Port	GBR	NIA	ERGO Private Capital Dritte GmbH & Co. KG	Ownership	0.300	Münchener Rückversicherung AG		
							Index Ventures Growth II (Jersey), L.P.St. Helier	GBR	NIA	ERGO Private Capital Dritte GmbH & Co. KG	Ownership	3.600	Münchener Rückversicherung AG		
							BCEC IX Holdings AIV 4 LPSt. Peter Port	GBR	NIA	ERGO Private Capital Dritte GmbH & Co. KG	Ownership	0.000	Münchener Rückversicherung AG		
							North Haven Infrastructure German Investors, LPGeorge Town, Grand Cayman	CYM	NIA	ERGO Private Capital ERGO Leben GmbH	Ownership	23.900	Münchener Rückversicherung AG		
							BC European Capital X - 5A LPLondon	GBR	NIA	ERGO Private Capital ERGO Leben GmbH	Ownership	7.200	Münchener Rückversicherung AG		
							ARDIAN German Feeder Expansion Fund V S.L.P.Paris	FRA	NIA	ERGO Private Capital ERGO Leben GmbH	Ownership	29.600	Münchener Rückversicherung AG		

ANNUAL STATEMENT FOR THE YEAR 2021 OF THE American Modern Home Insurance Co.

SCHEDULE Y
PART 1A - DETAIL OF INSURANCE HOLDING COMPANY SYSTEM

1	2	3	4	5	6	7	8	9	10	11	12	13	14	15	16
Group Code	Group Name	NAIC Company Code	ID Number	Federal RSSD	CIK	Name of Securities Exchange if Publicly Traded (U.S. or International)	Names of Parent, Subsidiaries Or Affiliates	Domi-ciliary Location	Relation-ship to Reporting Entity	Directly Controlled by (Name of Entity/Person)	Type of Control (Ownership, Board, Management, Attorney-in-Fact, Influence, Other)	If Control is Ownership Provide Percentage	Ultimate Controlling Entity(ies)/Person(s)	Is an SCA Filing Re-quired? (Yes/No)	*
							Warburg Pincus Global Growth-E (E&P)-1 LP Wilmington, Delaware	..NY	..NIA	ERGO Private Capital ERGO Leben GmbH	Ownership	3.800	Münchener Rückversicherung AG		
							Capital Dynamics Champion Ventures VI, LP Dover, Delaware	..CA	..NIA	ERGO Private Capital ERGO Leben GmbH	Ownership	4.900	Münchener Rückversicherung AG		
							HRJ Global Buy-Out III (U.S.), LP Dover, Delaware	..CA	..NIA	ERGO Private Capital ERGO Leben GmbH	Ownership	6.600	Münchener Rückversicherung AG		
							APEP Dachfonds GmbH & Co. KG München	..DEU	..NIA	ERGO Private Capital ERGO Leben GmbH	Ownership	2.200	Münchener Rückversicherung AG		
							Schroder Adveq Europe III L.P. Wilmington, Delaware	..DE	..NIA	ERGO Private Capital ERGO Leben GmbH	Ownership	3.100	Münchener Rückversicherung AG		
							Schroders Capital Private Equity US II C.V. Willemstad, Curacao	..ANT	..NIA	ERGO Private Capital ERGO Leben GmbH	Ownership	2.400	Münchener Rückversicherung AG		
							ARDIAN LBO Fund VI A S.L.P. Paris	..FRA	..NIA	ERGO Private Capital ERGO Leben GmbH	Ownership	0.100	Münchener Rückversicherung AG		
							A9 EUR (Feeder) L.P. St. Peter Port	..GBR	..NIA	ERGO Private Capital ERGO Leben GmbH	Ownership	0.400	Münchener Rückversicherung AG		
							Greenspring Global Partners VIII L.P. George Town, Grand Cayman	..CYM	..NIA	ERGO Private Capital ERGO Leben GmbH	Ownership	1.900	Münchener Rückversicherung AG		
							New Enterprise Associates 16, L.P. Wilmington, Delaware	..DE	..NIA	ERGO Private Capital ERGO Leben GmbH	Ownership	0.500	Münchener Rückversicherung AG		
							Apollo Overseas Partners (Delaware AIV) IX LP George Town, Grand Cayman	..CYM	..NIA	ERGO Private Capital ERGO Leben GmbH	Ownership	0.300	Münchener Rückversicherung AG		
							BCEC X Holdings AIV 3 LP St. Peter Port	..GBR	..NIA	ERGO Private Capital ERGO Leben GmbH	Ownership	0.000	Münchener Rückversicherung AG		
							Harvest Partners IX (Parallel) LP Wilmington, Delaware	..DE	..NIA	ERGO Private Capital ERGO Leben GmbH	Ownership	1.300	Münchener Rückversicherung AG		
							Siemens Global Innovation Partners I GmbH & Co. KG München	..DEU	..NIA	ERGO Private Capital ERGO Leben GmbH	Ownership	3.600	Münchener Rückversicherung AG		
							PAI Europe V - 1 L.P. St. Peter Port	..GBR	..NIA	ERGO Private Capital ERGO Leben GmbH	Ownership	0.500	Münchener Rückversicherung AG		
							Global Infrastructure Partners III-C2, L.P. London	..GBR	..NIA	ERGO Private Capital ERGO Leben GmbH	Ownership	5.700	Münchener Rückversicherung AG		
							Crescent Mezzanine Partners VIII, L.P. Wilmington, Delaware	..DE	..NIA	ERGO Private Capital ERGO Leben GmbH	Ownership	0.600	Münchener Rückversicherung AG		
							DIF Infrastructure V S.C. SLuxemburg	..LUX	..NIA	ERGO Private Capital ERGO Leben GmbH	Ownership	0.900	Münchener Rückversicherung AG		
							Nordic Capital IX Beta L.P. St. Helier	..GBR	..NIA	ERGO Private Capital ERGO Leben GmbH	Ownership	0.600	Münchener Rückversicherung AG		
							Triton Fund V, L.P. St. Helier	..GBR	..NIA	ERGO Private Capital ERGO Leben GmbH	Ownership	0.700	Münchener Rückversicherung AG		
							ARDIAN Infrastructure Fund V B S.C.S., SICAV-RAIF Luxemburg	..LUX	..NIA	ERGO Private Capital ERGO Leben GmbH	Ownership	4.000	Münchener Rückversicherung AG		
							Lindsay Goldberg V L.P. Wilmington, Delaware	..DE	..NIA	ERGO Private Capital ERGO Leben GmbH	Ownership	1.000	Münchener Rückversicherung AG		
							Greenspring Global Partners IX-B L.P. Owings Mills, Maryland	..DE	..NIA	ERGO Private Capital ERGO Leben GmbH	Ownership	1.900	Münchener Rückversicherung AG		
							New Enterprise Associates 17 L.P. Wilmington, Delaware	..DE	..NIA	ERGO Private Capital ERGO Leben GmbH	Ownership	0.500	Münchener Rückversicherung AG		
							Global Infrastructure Partners IV - C2 L.P. Luxemburg	..LUX	..NIA	ERGO Private Capital ERGO Leben GmbH	Ownership	1.300	Münchener Rückversicherung AG		
							A10 EUR Feeder L.P. St. Peter Port	..GBR	..NIA	ERGO Private Capital ERGO Leben GmbH	Ownership	2.100	Münchener Rückversicherung AG		
							Oak Hill Capital Partners V (Offshore) L.P. George Town, Grand Cayman	..CYM	..NIA	ERGO Private Capital ERGO Leben GmbH	Ownership	1.500	Münchener Rückversicherung AG		
							Lindsay Goldberg V AIV LP Wilmington, Delaware	..DE	..NIA	ERGO Private Capital ERGO Leben GmbH	Ownership	1.900	Münchener Rückversicherung AG		
							Global Infrastructure Partners - C L.P. St. Peter Port	..GBR	..NIA	ERGO Private Capital ERGO Leben GmbH	Ownership	0.200	Münchener Rückversicherung AG		
							Ares Corporate Opportunities Fund III L.P. Wilmington, Delaware	..CA	..NIA	ERGO Private Capital ERGO Leben GmbH	Ownership	0.300	Münchener Rückversicherung AG		
							Apollo Overseas Partners IX, L.P. George Town, Grand Cayman	..CYM	..NIA	ERGO Private Capital ERGO Leben GmbH	Ownership	1.200	Münchener Rückversicherung AG		
							Warburg Pincus Global Growth-E L.P. Wilmington, Delaware	..NY	..NIA	ERGO Private Capital ERGO Leben GmbH	Ownership	1.200	Münchener Rückversicherung AG		

ANNUAL STATEMENT FOR THE YEAR 2021 OF THE American Modern Home Insurance Co.

SCHEDULE Y
PART 1A - DETAIL OF INSURANCE HOLDING COMPANY SYSTEM

1	2	3	4	5	6	7	8	9	10	11	12	13	14	15	16
Group Code	Group Name	NAIC Company Code	ID Number	Federal RSSD	CIK	Name of Securities Exchange if Publicly Traded (U.S. or International)	Names of Parent, Subsidiaries Or Affiliates	Domiciliary Location	Relationship to Reporting Entity	Directly Controlled by (Name of Entity/Person)	Type of Control (Ownership, Board, Management, Attorney-in-Fact, Influence, Other)	If Control is Ownership Provide Percentage	Ultimate Controlling Entity(ies)/Person(s)	Is an SCA Filing Required? (Yes/No)	*
							ARES Special Opportunities Fund L.P. Wilmington, Delaware	..NY	..NIA	ERGO Private Capital ERGO Leben GmbH	Ownership	1.400	Münchener Rückversicherung AG		
							Harvest Partners VIII (Parallel) L.P. Wilmington, Delaware	..NY	..NIA	ERGO Private Capital ERGO Leben GmbH	Ownership	0.600	Münchener Rückversicherung AG		
							DIF Infrastructure VI Feeder S.C.S.Luxemburg	..LUX	..NIA	ERGO Private Capital ERGO Leben GmbH	Ownership	2.400	Münchener Rückversicherung AG		
							Francisco Partners VI LP George Town, Grand Cayman	..CYM	..NIA	ERGO Private Capital ERGO Leben GmbH	Ownership	0.300	Münchener Rückversicherung AG		
							ACOF VI (F) Feeder LP Wilmington, Delaware	..NY	..NIA	ERGO Private Capital ERGO Leben GmbH	Ownership	1.000	Münchener Rückversicherung AG		
							AOP (DE) VIII (AIV-L) LP George Town, Grand Cayman	..CYM	..NIA	ERGO Private Capital ERGO Leben GmbH	Ownership	0.300	Münchener Rückversicherung AG		
							GIP-C AIV 2 LP St. Peter Port	..GBR	..NIA	ERGO Private Capital ERGO Leben GmbH	Ownership	0.300	Münchener Rückversicherung AG		
							GIP-C FinanceCo LP St. Peter Port	..GBR	..NIA	ERGO Private Capital ERGO Leben GmbH	Ownership	0.300	Münchener Rückversicherung AG		
							GIP-C Ports Jersey LP St. Helier	..GBR	..NIA	ERGO Private Capital ERGO Leben GmbH	Ownership	0.300	Münchener Rückversicherung AG		
							KKR Asian Fund III Japan AIV (EEA) LP George Town, Grand Cayman	..CYM	..NIA	ERGO Private Capital ERGO Leben GmbH	Ownership	1.000	Münchener Rückversicherung AG		
							KKR Asian Fund III Delaware AIV LP Wilmington, Delaware	..NY	..NIA	ERGO Private Capital ERGO Leben GmbH	Ownership	1.000	Münchener Rückversicherung AG		
							KKR Global Infrastructure Investors III EEA EUR (Ascent) Wilmington, Delaware	..NY	..NIA	ERGO Private Capital ERGO Leben GmbH	Ownership	7.900	Münchener Rückversicherung AG		
							KKR Global Infrastructure Investors III EEA EUR (Nitrogen) Wilmington, Delaware	..NY	..NIA	ERGO Private Capital ERGO Leben GmbH	Ownership	6.100	Münchener Rückversicherung AG		
							KKR Global Infrastructure Investors III EEA EUR (Altitude) George Town, Grand Cayman	..CYM	..NIA	ERGO Private Capital ERGO Leben GmbH	Ownership	6.100	Münchener Rückversicherung AG		
							Warburg Pincus Global Growth-E (Cayman) LP George Town, Grand Cayman	..CYM	..NIA	ERGO Private Capital ERGO Leben GmbH	Ownership	1.400	Münchener Rückversicherung AG		
							AF III Cayman AIV LP George Town, Grand Cayman	..CYM	..NIA	ERGO Private Capital ERGO Leben GmbH	Ownership	0.300	Münchener Rückversicherung AG		
							Greenspring Global Partners X-B LP Wilmington, Delaware	..NY	..NIA	ERGO Private Capital ERGO Leben GmbH	Ownership	0.600	Münchener Rückversicherung AG		
							Thoma Bravo Fund XIV LP Wilmington, Delaware	..NY	..NIA	ERGO Private Capital ERGO Leben GmbH	Ownership	0.100	Münchener Rückversicherung AG		
							Scale Venture Partners VII LP Wilmington, Delaware	..NY	..NIA	ERGO Private Capital ERGO Leben GmbH	Ownership	0.400	Münchener Rückversicherung AG		
							ARDIAN Americas Infrastructure Fund V LP Wilmington, Delaware	..NY	..NIA	ERGO Private Capital ERGO Leben GmbH	Ownership	1.900	Münchener Rückversicherung AG		
							Partners Group Direct Equity 2019 (EUR) S.C.A., SICAV-RAIF Luxembourg	..LUX	..NIA	ERGO Private Capital ERGO Leben GmbH	Ownership	0.200	Münchener Rückversicherung AG		
							ASOF HOS AIV 2 LP Wilmington, Delaware	..NY	..NIA	ERGO Private Capital ERGO Leben GmbH	Ownership	0.900	Münchener Rückversicherung AG		
							Access Capital Fund IV L.P. St. Peter Port	..GBR	..NIA	ERGO Private Capital ERGO Leben GmbH	Ownership	2.600	Münchener Rückversicherung AG		
							EIG Energy Fund XIV (Cayman) L.P. George Town, Grand Cayman	..CYM	..NIA	ERGO Private Capital ERGO Leben GmbH	Ownership	3.700	Münchener Rückversicherung AG		
							Pantheon Asia Fund V L.P. St. Peter Port	..GBR	..NIA	ERGO Private Capital ERGO Leben GmbH	Ownership	1.300	Münchener Rückversicherung AG		
							Schroders Capital Private Equity Europe IV B C.V. Willemstad, Curacao	..ANT	..NIA	ERGO Private Capital ERGO Leben GmbH	Ownership	2.600	Münchener Rückversicherung AG		
							CVC European Equity Partners V (A) L.P. George Town, Grand Cayman	..CYM	..NIA	ERGO Private Capital ERGO Leben GmbH	Ownership	0.400	Münchener Rückversicherung AG		
							Greenspring Global Partners IV-B L.P. Wilmington, Delaware	..DE	..NIA	ERGO Private Capital ERGO Leben GmbH	Ownership	1.700	Münchener Rückversicherung AG		
							TowerBrook Investors III, L.P. George Town, Grand Cayman	..CYM	..NIA	ERGO Private Capital ERGO Leben GmbH	Ownership	0.300	Münchener Rückversicherung AG		
							EQT VIII (No.3) SCS Luxembourg	..LUX	..NIA	ERGO Private Capital ERGO Leben GmbH	Ownership	14.600	Münchener Rückversicherung AG		
							IK IX Fund LP Feeder SCS Luxembourg	..LUX	..NIA	ERGO Private Capital ERGO Leben GmbH	Ownership	14.000	Münchener Rückversicherung AG		
							EQT IX (No. 3) SCS Luxembourg	..LUX	..NIA	ERGO Private Capital ERGO Leben GmbH	Ownership	5.100	Münchener Rückversicherung AG		

ANNUAL STATEMENT FOR THE YEAR 2021 OF THE American Modern Home Insurance Co.

SCHEDULE Y
PART 1A - DETAIL OF INSURANCE HOLDING COMPANY SYSTEM

1	2	3	4	5	6	7	8	9	10	11	12	13	14	15	16
Group Code	Group Name	NAIC Company Code	ID Number	Federal RSSD	CIK	Name of Securities Exchange if Publicly Traded (U.S. or International)	Names of Parent, Subsidiaries Or Affiliates	Domiciliary Location	Relationship to Reporting Entity	Directly Controlled by (Name of Entity/Person)	Type of Control (Ownership, Board, Management, Attorney-in-Fact, Influence, Other)	If Control is Ownership Provide Percentage	Ultimate Controlling Entity(ies)/Person(s)	Is an SCA Filing Required? (Yes/No)	*
							Broad Street Loan Partners IV Offshore – Unlevered B, SLP Luxembourg	LUX	NIA	ERGO Private Capital ERGO Leben GmbH	Ownership	5.800	Münchener Rückversicherung AG		
							HPS Specialty Loan Europe Fund V SCSPLuxemburg	LUX	NIA	ERGO Private Capital ERGO Leben GmbH	Ownership	1.100	Münchener Rückversicherung AG		
							MIP V DIRECT EU PARTNERS SCSPLuxemburg	LUX	NIA	ERGO Private Capital ERGO Leben GmbH	Ownership	24.500	Münchener Rückversicherung AG		
							Macquarie European Infrastructure Fund 5 SCSPLuxemburg	LUX	NIA	ERGO Private Capital ERGO Leben GmbH	Ownership	2.300	Münchener Rückversicherung AG		
							KKR Asian Fund III (EEA) SCSPLuxemburg	LUX	NIA	ERGO Private Capital ERGO Leben GmbH	Ownership	1.000	Münchener Rückversicherung AG		
							Macquarie Super Core Infrastructure SCSPLuxemburg	LUX	NIA	ERGO Private Capital ERGO Leben GmbH	Ownership	0.800	Münchener Rückversicherung AG		
							KKR Global Infrastructure Investors III EEA (EUR) SCSPLuxemburg	LUX	NIA	ERGO Private Capital ERGO Leben GmbH	Ownership	6.100	Münchener Rückversicherung AG		
							InfraVia European Fund IV SCSPLuxemburg	LUX	NIA	ERGO Private Capital ERGO Leben GmbH	Ownership	5.100	Münchener Rückversicherung AG		
							CapVest Equity Partners IV SCSPLuxemburg	LUX	NIA	ERGO Private Capital ERGO Leben GmbH	Ownership	0.800	Münchener Rückversicherung AG		
							ICG Europe Fund VII Feeder SCSPLuxemburg	LUX	NIA	ERGO Private Capital ERGO Leben GmbH	Ownership	0.900	Münchener Rückversicherung AG		
							Macquarie European Infrastructure Fund 6 SCSPLuxemburg	LUX	NIA	ERGO Private Capital ERGO Leben GmbH	Ownership	0.900	Münchener Rückversicherung AG		
							EQT Infrastructure IV (No.2) EUR SCSPLuxemburg	LUX	NIA	ERGO Private Capital ERGO Leben GmbH	Ownership	2.500	Münchener Rückversicherung AG		
							North Haven Infrastructure Partners III SCSPLuxemburg	LUX	NIA	ERGO Private Capital ERGO Leben GmbH	Ownership	0.500	Münchener Rückversicherung AG		
							KKR Asian Fund IV SCSPLuxemburg	LUX	NIA	ERGO Private Capital ERGO Leben GmbH	Ownership	0.100	Münchener Rückversicherung AG		
							EQT Camera Side Car (No. 3) SCSPLuxemburg	LUX	NIA	ERGO Private Capital ERGO Leben GmbH	Ownership	0.300	Münchener Rückversicherung AG		
							Ares Capital Europe V (E) UnleveredLuxemburg	LUX	NIA	ERGO Private Capital ERGO Leben GmbH	Ownership	0.500	Münchener Rückversicherung AG		
							EQT Saber Side Car (No.1) EUR SCSPLuxemburg	LUX	NIA	ERGO Private Capital ERGO Leben GmbH	Ownership	0.500	Münchener Rückversicherung AG		
							ICG Europe Fund VIII Feeder SCSPLuxemburg	LUX	NIA	ERGO Private Capital ERGO Leben GmbH	Ownership	0.200	Münchener Rückversicherung AG		
							Macquarie Infrastructure Partners V SCSPLuxemburg	LUX	NIA	ERGO Private Capital ERGO Leben GmbH	Ownership	0.500	Münchener Rückversicherung AG		
							Collier International Partners VIII Luxembourg SLPLeudelange	LUX	NIA	ERGO Private Capital ERGO Leben GmbH	Ownership	1.300	Münchener Rückversicherung AG		
							Earlybird DIES Fund VII GmbH & Co. KGMDnchen	DEU	NIA	ERGO Private Capital Gesundheit GmbH	Ownership	12.000	Münchener Rückversicherung AG		
							LINDSAY GOLDBERG IV – A AIV LPWilmington, Delaware	DE	NIA	ERGO Private Capital Gesundheit GmbH	Ownership	9.600	Münchener Rückversicherung AG		
							BC European Capital X – 5A LPLondon	GBR	NIA	ERGO Private Capital Gesundheit GmbH	Ownership	11.400	Münchener Rückversicherung AG		
							ARDIAN German Feeder Expansion Fund V S.L.P.Paris	FRA	NIA	ERGO Private Capital Gesundheit GmbH	Ownership	22.100	Münchener Rückversicherung AG		
							AF IV Energy II AIV A8 LPWilmington, Delaware	NY	NIA	ERGO Private Capital Gesundheit GmbH	Ownership	14.500	Münchener Rückversicherung AG		
							Warburg Pincus Global Growth-E (E&P)-1 LPWilmington, Delaware	NY	NIA	ERGO Private Capital Gesundheit GmbH	Ownership	5.100	Münchener Rückversicherung AG		
							Kalevala I Bis S.C.A.Luxemburg	LUX	NIA	ERGO Private Capital Gesundheit GmbH	Ownership	28.800	Münchener Rückversicherung AG		
							Capital Dynamics Champion Ventures VI, LPDover, Delaware	CA	NIA	ERGO Private Capital Gesundheit GmbH	Ownership	2.000	Münchener Rückversicherung AG		
							HRJ Global Buy-Out III (U.S.), LPDover, Delaware	CA	NIA	ERGO Private Capital Gesundheit GmbH	Ownership	4.000	Münchener Rückversicherung AG		
							APEP Dachfonds GmbH & Co. KGMDnchen	DEU	NIA	ERGO Private Capital Gesundheit GmbH	Ownership	0.600	Münchener Rückversicherung AG		
							Schroders Capital Private Equity US II C.V.Willemstad, Curacao	ANT	NIA	ERGO Private Capital Gesundheit GmbH	Ownership	1.100	Münchener Rückversicherung AG		
							New Enterprise Associates 13, L.P.George Town, Grand Cayman	CYM	NIA	ERGO Private Capital Gesundheit GmbH	Ownership	0.500	Münchener Rückversicherung AG		
							Lexington Capital Partners VII, L.P.Wilmington, Delaware	DE	NIA	ERGO Private Capital Gesundheit GmbH	Ownership	0.400	Münchener Rückversicherung AG		

ANNUAL STATEMENT FOR THE YEAR 2021 OF THE American Modern Home Insurance Co.

SCHEDULE Y
PART 1A - DETAIL OF INSURANCE HOLDING COMPANY SYSTEM

1	2	3	4	5	6	7	8	9	10	11	12	13	14	15	16
Group Code	Group Name	NAIC Company Code	ID Number	Federal RSSD	CIK	Name of Securities Exchange if Publicly Traded (U.S. or International)	Names of Parent, Subsidiaries Or Affiliates	Domiciliary Location	Relationship to Reporting Entity	Directly Controlled by (Name of Entity/Person)	Type of Control (Ownership, Board, Management, Attorney-in-Fact, Influence, Other)	If Control is Ownership Provide Percentage	Ultimate Controlling Entity(ies)/Person(s)	Is an SCA Filing Required? (Yes/No)	*
							KKR Global Infrastructure Investors								
							L.P. George Town, Grand Cayman	.CYM	NIA	ERGO Private Capital Gesundheit GmbH	Ownership	1.200	Münchener Rückversicherung AG		
							Lindsay Goldberg IV - A L.P. Dover, Delaware	.DE	NIA	ERGO Private Capital Gesundheit GmbH	Ownership	0.700	Münchener Rückversicherung AG		
							Ares Corporate Opportunities Fund V								
							L.P. Wilmington, Delaware	.DE	NIA	ERGO Private Capital Gesundheit GmbH	Ownership	0.100	Münchener Rückversicherung AG		
							ARDIAN LBO Fund VI A S.L.P. Paris	.FRA	NIA	ERGO Private Capital Gesundheit GmbH	Ownership	0.400	Münchener Rückversicherung AG		
							A9 EUR (Feeder) L.P. St. Peter Port	.GBR	NIA	ERGO Private Capital Gesundheit GmbH	Ownership	1.200	Münchener Rückversicherung AG		
							Greenspring Global Partners VIII L.P. George Town, Grand Cayman	.CYM	NIA	ERGO Private Capital Gesundheit GmbH	Ownership	2.000	Münchener Rückversicherung AG		
							New Enterprise Associates 16, L.P. Wilmington, Delaware	.DE	NIA	ERGO Private Capital Gesundheit GmbH	Ownership	0.400	Münchener Rückversicherung AG		
							Francisco Partners V, L.P. Cayman Islands	.CYM	NIA	ERGO Private Capital Gesundheit GmbH	Ownership	0.600	Münchener Rückversicherung AG		
							Apollo Overseas Partners (Delaware AIV) IX LP George Town, Grand Cayman	.CYM	NIA	ERGO Private Capital Gesundheit GmbH	Ownership	0.400	Münchener Rückversicherung AG		
							AF V Energy I AIV A8 LP Wilmington, Delaware	.DE	NIA	ERGO Private Capital Gesundheit GmbH	Ownership	2.600	Münchener Rückversicherung AG		
							AF V Energy II Delaware Feeder B LP Wilmington, Delaware	.DE	NIA	ERGO Private Capital Gesundheit GmbH	Ownership	0.300	Münchener Rückversicherung AG		
							AF V Energy III AIV LP Wilmington, Delaware	.DE	NIA	ERGO Private Capital Gesundheit GmbH	Ownership	0.100	Münchener Rückversicherung AG		
							AF V Energy IV AIV 2 LP Wilmington, Delaware	.DE	NIA	ERGO Private Capital Gesundheit GmbH	Ownership	0.300	Münchener Rückversicherung AG		
							AF V Energy V AIV LP Wilmington, Delaware	.DE	NIA	ERGO Private Capital Gesundheit GmbH	Ownership	0.100	Münchener Rückversicherung AG		
							AF V BD AIV LP Wilmington, Delaware	.DE	NIA	ERGO Private Capital Gesundheit GmbH	Ownership	0.100	Münchener Rückversicherung AG		
							KKR GLOBAL INFRASTRUCTURE INVESTORS (WATER) LP Wilmington, Delaware	.DE	NIA	ERGO Private Capital Gesundheit GmbH	Ownership	1.200	Münchener Rückversicherung AG		
							Lindsay Goldberg IV - A REIT AIV LP Wilmington, Delaware	.DE	NIA	ERGO Private Capital Gesundheit GmbH	Ownership	0.700	Münchener Rückversicherung AG		
							REDPOINT OMEGA IV LP Wilmington, Delaware	.DE	NIA	ERGO Private Capital Gesundheit GmbH	Ownership	0.800	Münchener Rückversicherung AG		
							Harvest Partners IX (Parallel) LP Wilmington, Delaware	.DE	NIA	ERGO Private Capital Gesundheit GmbH	Ownership	3.200	Münchener Rückversicherung AG		
							Wight Ventures S.A.R.L. Luxemburg	.LUX	NIA	ERGO Private Capital Gesundheit GmbH	Ownership	2.200	Münchener Rückversicherung AG		
							Siemens Global Innovation Partners I GmbH & Co. KG München	.DEU	NIA	ERGO Private Capital Gesundheit GmbH	Ownership	1.500	Münchener Rückversicherung AG		
							PAI Europe V - 1 L.P. St. Peter Port	.GBR	NIA	ERGO Private Capital Gesundheit GmbH	Ownership	0.300	Münchener Rückversicherung AG		
							The Founders Fund IV, L.P. Wilmington, Delaware	.CA	NIA	ERGO Private Capital Gesundheit GmbH	Ownership	3.000	Münchener Rückversicherung AG		
							Global Infrastructure Partners III-C2, L.P. London	.GBR	NIA	ERGO Private Capital Gesundheit GmbH	Ownership	5.200	Münchener Rückversicherung AG		
							Crescent Mezzanine Partners VIII, L.P. Wilmington, Delaware	.DE	NIA	ERGO Private Capital Gesundheit GmbH	Ownership	0.800	Münchener Rückversicherung AG		
							DIF Infrastructure V S.C. S. Luxemburg	.LUX	NIA	ERGO Private Capital Gesundheit GmbH	Ownership	0.700	Münchener Rückversicherung AG		
							Nordic Capital IX Beta L.P. St. Helier	.GBR	NIA	ERGO Private Capital Gesundheit GmbH	Ownership	0.900	Münchener Rückversicherung AG		
							Triton Fund V, L.P. St. Helier	.GBR	NIA	ERGO Private Capital Gesundheit GmbH	Ownership	0.800	Münchener Rückversicherung AG		
							ARDIAN Infrastructure Fund V B S.C.S., SICAV-RAIF Luxemburg	.LUX	NIA	ERGO Private Capital Gesundheit GmbH	Ownership	1.400	Münchener Rückversicherung AG		
							Lindsay Goldberg V L.P. Wilmington, Delaware	.DE	NIA	ERGO Private Capital Gesundheit GmbH	Ownership	1.100	Münchener Rückversicherung AG		
							Greenspring Global Partners IX-B L.P. Owings Mills, Maryland	.DE	NIA	ERGO Private Capital Gesundheit GmbH	Ownership	2.200	Münchener Rückversicherung AG		
							New Enterprise Associates 17 L.P. Wilmington, Delaware	.DE	NIA	ERGO Private Capital Gesundheit GmbH	Ownership	0.600	Münchener Rückversicherung AG		
							Global Infrastructure Partners IV - C2 L.P. Luxemburg	.LUX	NIA	ERGO Private Capital Gesundheit GmbH	Ownership	1.200	Münchener Rückversicherung AG		
							A10 EUR Feeder L.P. St. Peter Port	.GBR	NIA	ERGO Private Capital Gesundheit GmbH	Ownership	1.800	Münchener Rückversicherung AG		
							Oak Hill Capital Partners V (Offshore) L.P. George Town, Grand Cayman	.CYM	NIA	ERGO Private Capital Gesundheit GmbH	Ownership	2.100	Münchener Rückversicherung AG		

ANNUAL STATEMENT FOR THE YEAR 2021 OF THE American Modern Home Insurance Co.

SCHEDULE Y
PART 1A - DETAIL OF INSURANCE HOLDING COMPANY SYSTEM

1	2	3	4	5	6	7	8	9	10	11	12	13	14	15	16
Group Code	Group Name	NAIC Company Code	ID Number	Federal RSSD	CIK	Name of Securities Exchange if Publicly Traded (U.S. or International)	Names of Parent, Subsidiaries Or Affiliates	Domiciliary Location	Relationship to Reporting Entity	Directly Controlled by (Name of Entity/Person)	Type of Control (Ownership, Board, Management, Attorney-in-Fact, Influence, Other)	If Control is Ownership Provide Percentage	Ultimate Controlling Entity(ies)/Person(s)	Is an SCA Filing Required? (Yes/No)	*
							Lindsay Goldberg V AIV LP Wilmington, Delaware	DE	NIA	ERGO Private Capital Gesundheit GmbH	Ownership	2.000	Münchener Rückversicherung AG		
							Crown Premium PE Technology Ventures GmbH & Co. KG i. L.Grünwald	DEU	NIA	ERGO Private Capital Gesundheit GmbH	Ownership	10.000	Münchener Rückversicherung AG		
							Global Infrastructure Partners - C L.P.St. Peter Port	GBR	NIA	ERGO Private Capital Gesundheit GmbH	Ownership	0.700	Münchener Rückversicherung AG		
							Ares Corporate Opportunities Fund III L.P.Wilmington, Delaware	CA	NIA	ERGO Private Capital Gesundheit GmbH	Ownership	0.600	Münchener Rückversicherung AG		
							Francisco Partners III L.P.Wilmington, Delaware	CA	NIA	ERGO Private Capital Gesundheit GmbH	Ownership	1.000	Münchener Rückversicherung AG		
							Oaktree Opportunities Fund VIII L.P.George Town, Grand Cayman	CYM	NIA	ERGO Private Capital Gesundheit GmbH	Ownership	0.700	Münchener Rückversicherung AG		
							Energy Investors XV (Scotland) L.P.Washington, D.C.	DC	NIA	ERGO Private Capital Gesundheit GmbH	Ownership	9.400	Münchener Rückversicherung AG		
							Park Square Capital Partners II L.P.St. Peter Port	GBR	NIA	ERGO Private Capital Gesundheit GmbH	Ownership	3.000	Münchener Rückversicherung AG		
							Greenspring Global Partners V-B L.P.Wilmington, Delaware	MD	NIA	ERGO Private Capital Gesundheit GmbH	Ownership	7.000	Münchener Rückversicherung AG		
							Macquarie European Infrastructure Fund 4 L.P.St. Peter Port	GBR	NIA	ERGO Private Capital Gesundheit GmbH	Ownership	0.600	Münchener Rückversicherung AG		
							Collier International Partners Fund VI, L.P.St. Peter Port	GBR	NIA	ERGO Private Capital Gesundheit GmbH	Ownership	0.400	Münchener Rückversicherung AG		
							Ares Corporate Opportunities Fund IV L.P.Wilmington, Delaware	CA	NIA	ERGO Private Capital Gesundheit GmbH	Ownership	0.600	Münchener Rückversicherung AG		
							Pantheon Asia Fund VI L.P.Wilmington, Delaware	CA	NIA	ERGO Private Capital Gesundheit GmbH	Ownership	3.100	Münchener Rückversicherung AG		
							Apollo Overseas Partners (Delaware) VIII, L.P.Wilmington, Delaware	NY	NIA	ERGO Private Capital Gesundheit GmbH	Ownership	2.000	Münchener Rückversicherung AG		
							EIG Energy Fund XVI (Scotland) L.P.Washington, D.C.	DC	NIA	ERGO Private Capital Gesundheit GmbH	Ownership	3.800	Münchener Rückversicherung AG		
							Macquarie Infrastructure Partner III, L.P.Wilmington, Delaware	NY	NIA	ERGO Private Capital Gesundheit GmbH	Ownership	0.900	Münchener Rückversicherung AG		
							KKR Global Infrastructure Investors II (EEA) L.P.London	GBR	NIA	ERGO Private Capital Gesundheit GmbH	Ownership	4.100	Münchener Rückversicherung AG		
							Park Square Capital Partners III L.P.St. Martin	FRA	NIA	ERGO Private Capital Gesundheit GmbH	Ownership	3.000	Münchener Rückversicherung AG		
							GBOF V Feeder 2 SCSLuxemburg	LUX	NIA	ERGO Private Capital Gesundheit GmbH	Ownership	3.600	Münchener Rückversicherung AG		
							The Founders Fund VI, L.P.Wilmington, Delaware	NY	NIA	ERGO Private Capital Gesundheit GmbH	Ownership	0.800	Münchener Rückversicherung AG		
							Apollo Overseas Partners IX, L.P.George Town, Grand Cayman	CYM	NIA	ERGO Private Capital Gesundheit GmbH	Ownership	1.700	Münchener Rückversicherung AG		
							Stonepeak Infrastructure Fund III L.P.Wilmington, Delaware	NY	NIA	ERGO Private Capital Gesundheit GmbH	Ownership	1.000	Münchener Rückversicherung AG		
							Thoma Bravo Fund XIII L.P.Dover, Delaware	NY	NIA	ERGO Private Capital Gesundheit GmbH	Ownership	0.700	Münchener Rückversicherung AG		
							Thoma Bravo Fund XIII-P L.P.Dover, Delaware	NY	NIA	ERGO Private Capital Gesundheit GmbH	Ownership	0.700	Münchener Rückversicherung AG		
							Warburg Pincus Global Growth-E L.P.Wilmington, Delaware	NY	NIA	ERGO Private Capital Gesundheit GmbH	Ownership	1.900	Münchener Rückversicherung AG		
							ARES Special Opportunities Fund L.P.Wilmington, Delaware	NY	NIA	ERGO Private Capital Gesundheit GmbH	Ownership	3.000	Münchener Rückversicherung AG		
							Harvest Partners VIII (Parallel) L.P.Wilmington, Delaware	NY	NIA	ERGO Private Capital Gesundheit GmbH	Ownership	1.100	Münchener Rückversicherung AG		
							The Founders Fund VII L.P.Wilmington, Delaware	NY	NIA	ERGO Private Capital Gesundheit GmbH	Ownership	0.900	Münchener Rückversicherung AG		

ANNUAL STATEMENT FOR THE YEAR 2021 OF THE American Modern Home Insurance Co.

SCHEDULE Y
PART 1A - DETAIL OF INSURANCE HOLDING COMPANY SYSTEM

1	2	3	4	5	6	7	8	9	10	11	12	13	14	15	16
Group Code	Group Name	NAIC Company Code	ID Number	Federal RSSD	CIK	Name of Securities Exchange if Publicly Traded (U.S. or International)	Names of Parent, Subsidiaries Or Affiliates	Domiciliary Location	Relationship to Reporting Entity	Directly Controlled by (Name of Entity/Person)	Type of Control (Ownership, Board, Management, Attorney-in-Fact, Influence, Other)	If Control is Ownership Provide Percentage	Ultimate Controlling Entity(ies)/Person(s)	Is an SCA Filing Required? (Yes/No)	*
							DIF Infrastructure VI Feeder S.C.S.Luxemburg	LUX	NIA	ERGO Private Capital Gesundheit GmbH	Ownership	4.200	Münchener Rückversicherung AG		
							Francisco Partners VI LPGeorge Town, Grand Cayman	CYM	NIA	ERGO Private Capital Gesundheit GmbH	Ownership	0.500	Münchener Rückversicherung AG		
							ACOF VI (F) Feeder LPWilmington, Delaware	NY	NIA	ERGO Private Capital Gesundheit GmbH	Ownership	5.300	Münchener Rückversicherung AG		
							AOP (DE) VIII (AIV I FC) LPGeorge Town, Grand Cayman	CYM	NIA	ERGO Private Capital Gesundheit GmbH	Ownership	3.200	Münchener Rückversicherung AG		
							AOP (DE) VIII (AIV L-DEE III) LPWilmington, Delaware	NY	NIA	ERGO Private Capital Gesundheit GmbH	Ownership	2.000	Münchener Rückversicherung AG		
							AOP (DE) VIII (AIV L-ZED) LPWilmington, Delaware	NY	NIA	ERGO Private Capital Gesundheit GmbH	Ownership	2.000	Münchener Rückversicherung AG		
							AOP (DE) VIII (AIV-L) LPGeorge Town, Grand Cayman	CYM	NIA	ERGO Private Capital Gesundheit GmbH	Ownership	0.400	Münchener Rückversicherung AG		
							AOP VIII (AIV L-ONV) LPWilmington, Delaware	NY	NIA	ERGO Private Capital Gesundheit GmbH	Ownership	0.700	Münchener Rückversicherung AG		
							AP VIII (PCDH AIV) LPGeorge Town, Grand Cayman	CYM	NIA	ERGO Private Capital Gesundheit GmbH	Ownership	0.100	Münchener Rückversicherung AG		
							ACOF IV BB AIV LPWilmington, Delaware	NY	NIA	ERGO Private Capital Gesundheit GmbH	Ownership	0.600	Münchener Rückversicherung AG		
							AF IV Cayman AIV LPGeorge Town, Grand Cayman	CYM	NIA	ERGO Private Capital Gesundheit GmbH	Ownership	0.600	Münchener Rückversicherung AG		
							ACOF IV CWC AIV Unblocked Feeder LPWilmington, Delaware	NY	NIA	ERGO Private Capital Gesundheit GmbH	Ownership	1.300	Münchener Rückversicherung AG		
							AF IV Energy AIV A1 LPWilmington, Delaware	NY	NIA	ERGO Private Capital Gesundheit GmbH	Ownership	5.700	Münchener Rückversicherung AG		
							ACOF IV Energy IV AIV LPWilmington, Delaware	NY	NIA	ERGO Private Capital Gesundheit GmbH	Ownership	0.600	Münchener Rückversicherung AG		
							ACOF IV Energy III AIV LPWilmington, Delaware	NY	NIA	ERGO Private Capital Gesundheit GmbH	Ownership	0.600	Münchener Rückversicherung AG		
							Blackstone Capital Partners (Cayman II) VI LPGeorge Town, Grand Cayman	CYM	NIA	ERGO Private Capital Gesundheit GmbH	Ownership	0.200	Münchener Rückversicherung AG		
							Blackstone Capital Partners (Cayman III) VI LPGeorge Town, Grand Cayman	CYM	NIA	ERGO Private Capital Gesundheit GmbH	Ownership	0.200	Münchener Rückversicherung AG		
							Blackstone Capital Partners (Cayman) VI BK - A LPGeorge Town, Grand Cayman	CYM	NIA	ERGO Private Capital Gesundheit GmbH	Ownership	0.200	Münchener Rückversicherung AG		
							Blackstone Capital Partners (Cayman) VI IT-A LPGeorge Town, Grand Cayman	CYM	NIA	ERGO Private Capital Gesundheit GmbH	Ownership	0.200	Münchener Rückversicherung AG		
							Blackstone Capital Partners (Cayman) VI LPGeorge Town, Grand Cayman	CYM	NIA	ERGO Private Capital Gesundheit GmbH	Ownership	0.200	Münchener Rückversicherung AG		
							Blackstone Capital Partners (Cayman) VI-Q LPGeorge Town, Grand Cayman	CYM	NIA	ERGO Private Capital Gesundheit GmbH	Ownership	0.200	Münchener Rückversicherung AG		
							Blackstone Capital Partners VI ITR LPWilmington, Delaware	NY	NIA	ERGO Private Capital Gesundheit GmbH	Ownership	0.200	Münchener Rückversicherung AG		
							Blackstone Capital Partners VI NQ/NF LPWilmington, Delaware	NY	NIA	ERGO Private Capital Gesundheit GmbH	Ownership	0.200	Münchener Rückversicherung AG		
							Blackstone Capital Partners VI NQ-E LPWilmington, Delaware	NY	NIA	ERGO Private Capital Gesundheit GmbH	Ownership	0.200	Münchener Rückversicherung AG		
							Blackstone Capital Partners VI-NQ LPWilmington, Delaware	NY	NIA	ERGO Private Capital Gesundheit GmbH	Ownership	0.200	Münchener Rückversicherung AG		
							Blackstone Capital Partners VI-Q LPWilmington, Delaware	NY	NIA	ERGO Private Capital Gesundheit GmbH	Ownership	0.200	Münchener Rückversicherung AG		
							Francisco Partners III (Domestic AIV) LPWilmington, Delaware	NY	NIA	ERGO Private Capital Gesundheit GmbH	Ownership	1.000	Münchener Rückversicherung AG		
							Francisco Partners III (Cayman) LPGeorge Town, Grand Cayman	CYM	NIA	ERGO Private Capital Gesundheit GmbH	Ownership	1.000	Münchener Rückversicherung AG		
							GIP-C AIV 2 LPSt. Peter Port	GBR	NIA	ERGO Private Capital Gesundheit GmbH	Ownership	0.800	Münchener Rückversicherung AG		
							GIP-C FinanceCo LPSt. Peter Port	GBR	NIA	ERGO Private Capital Gesundheit GmbH	Ownership	0.700	Münchener Rückversicherung AG		

ANNUAL STATEMENT FOR THE YEAR 2021 OF THE American Modern Home Insurance Co.

SCHEDULE Y
PART 1A - DETAIL OF INSURANCE HOLDING COMPANY SYSTEM

1	2	3	4	5	6	7	8	9	10	11	12	13	14	15	16
Group Code	Group Name	NAIC Company Code	ID Number	Federal RSSD	CIK	Name of Securities Exchange if Publicly Traded (U.S. or International)	Names of Parent, Subsidiaries Or Affiliates	Domiciliary Location	Relationship to Reporting Entity	Directly Controlled by (Name of Entity/Person)	Type of Control (Ownership, Board, Management, Attorney-in-Fact, Influence, Other)	If Control is Ownership Provide Percentage	Ultimate Controlling Entity(ies)/Person(s)	Is an SCA Filing Required? (Yes/No)	*
							GIP-C Ports Jersey LPSt. Hellier	GBR	NIA	ERGO Private Capital Gesundheit GmbH	Ownership	0.700	Münchener Rückversicherung AG		
							KKR Asian Fund III Japan AIV (EEA) LPGeorge Town, Grand Cayman	CYM	NIA	ERGO Private Capital Gesundheit GmbH	Ownership	1.500	Münchener Rückversicherung AG		
							KKR Asian Fund III Delaware AIV LPWilmington, Delaware	NY	NIA	ERGO Private Capital Gesundheit GmbH	Ownership	1.500	Münchener Rückversicherung AG		
							KKR Global Infrastructure Investors II EEA (NEP) LPWilmington, Delaware	NY	NIA	ERGO Private Capital Gesundheit GmbH	Ownership	4.100	Münchener Rückversicherung AG		
							KKR Global Infrastructure Investors II EEA (Rodeo) Wilmington, Delaware	NY	NIA	ERGO Private Capital Gesundheit GmbH	Ownership	4.300	Münchener Rückversicherung AG		
							KKR Global Infrastructure Investors III EEA EUR (Ascent)Wilmington, Delaware	NY	NIA	ERGO Private Capital Gesundheit GmbH	Ownership	3.200	Münchener Rückversicherung AG		
							KKR Global Infrastructure Investors III EEA EUR (Nitrogen) Wilmington, Delaware	NY	NIA	ERGO Private Capital Gesundheit GmbH	Ownership	3.200	Münchener Rückversicherung AG		
							KKR Global Infrastructure Investors III EEA EUR (Altitude) George Town, Grand Cayman	CYM	NIA	ERGO Private Capital Gesundheit GmbH	Ownership	3.200	Münchener Rückversicherung AG		
							MIP III GB AIV LPWilmington, Delaware	NY	NIA	ERGO Private Capital Gesundheit GmbH	Ownership	0.900	Münchener Rückversicherung AG		
							MIP III (REIT) AIV LPWilmington, Delaware	NY	NIA	ERGO Private Capital Gesundheit GmbH	Ownership	1.000	Münchener Rückversicherung AG		
							MIP III (ECI) AIV LPWilmington, Delaware	NY	NIA	ERGO Private Capital Gesundheit GmbH	Ownership	0.900	Münchener Rückversicherung AG		
							Oaktree Opportunities Fund VIII AIF (Delaware) LPWilmington, Delaware	NY	NIA	ERGO Private Capital Gesundheit GmbH	Ownership	0.700	Münchener Rückversicherung AG		
							Oaktree Opportunities Fund VIII AIF (Cayman) LP George Town, Grand Cayman	CYM	NIA	ERGO Private Capital Gesundheit GmbH	Ownership	0.700	Münchener Rückversicherung AG		
							Stonepeak Infrastructure Fund III (AIV I) LPWilmington, Delaware	NY	NIA	ERGO Private Capital Gesundheit GmbH	Ownership	1.000	Münchener Rückversicherung AG		
							Stonepeak Infrastructure Fund III (AIV II) LPWilmington, Delaware	NY	NIA	ERGO Private Capital Gesundheit GmbH	Ownership	1.000	Münchener Rückversicherung AG		
							Warburg Pincus Global Growth-E (Cayman) LPGeorge Town, Grand Cayman	CYM	NIA	ERGO Private Capital Gesundheit GmbH	Ownership	2.200	Münchener Rückversicherung AG		
							AF III Cayman AIV LPGeorge Town, Grand Cayman	CYM	NIA	ERGO Private Capital Gesundheit GmbH	Ownership	0.600	Münchener Rückversicherung AG		
							Greenspring Global Partners X-B LPWilmington, Delaware	NY	NIA	ERGO Private Capital Gesundheit GmbH	Ownership	1.200	Münchener Rückversicherung AG		
							BCEC X Holdings AIV 2 LPSt. Peter Port	GBR	NIA	ERGO Private Capital Gesundheit GmbH	Ownership	0.000	Münchener Rückversicherung AG		
							Thoma Bravo Fund XIV LPWilmington, Delaware	NY	NIA	ERGO Private Capital Gesundheit GmbH	Ownership	0.400	Münchener Rückversicherung AG		
							Scale Venture Partners VII LPWilmington, Delaware	NY	NIA	ERGO Private Capital Gesundheit GmbH	Ownership	1.500	Münchener Rückversicherung AG		
							ARDIAN Americas Infrastructure Fund V LPWilmington, Delaware	NY	NIA	ERGO Private Capital Gesundheit GmbH	Ownership	4.500	Münchener Rückversicherung AG		
							Bessemer Venture Partners XI Institutional LPGeorge Town, Grand Cayman	CYM	NIA	ERGO Private Capital Gesundheit GmbH	Ownership	0.300	Münchener Rückversicherung AG		
							Partners Group Direct Equity 2019 (EUR) S.C.A., SICAV-RAIFLuxemburg	LUX	NIA	ERGO Private Capital Gesundheit GmbH	Ownership	1.500	Münchener Rückversicherung AG		
							ASOF HOS AIV 2 LPWilmington, Delaware	NY	NIA	ERGO Private Capital Gesundheit GmbH	Ownership	2.000	Münchener Rückversicherung AG		
							MIP III TOWERS LLCWilmington, Delaware	NY	NIA	ERGO Private Capital Gesundheit GmbH	Ownership	2.000	Münchener Rückversicherung AG		
							Ares Special Opportunities Fund II LPWilmington, Delaware	NY	NIA	ERGO Private Capital Gesundheit GmbH	Ownership	1.800	Münchener Rückversicherung AG		
							Access Capital Fund IV L.P.St. Peter Port	GBR	NIA	ERGO Private Capital Gesundheit GmbH	Ownership	3.600	Münchener Rückversicherung AG		
							Pantheon Asia Fund V L.P.St. Peter Port	GBR	NIA	ERGO Private Capital Gesundheit GmbH	Ownership	1.200	Münchener Rückversicherung AG		
							Schroders Capital Private Equity Europe IV B C.V.Willemstad, Curacao	ANT	NIA	ERGO Private Capital Gesundheit GmbH	Ownership	2.300	Münchener Rückversicherung AG		
							CVC European Equity Partners V (A) L.P. George Town, Grand Cayman	CYM	NIA	ERGO Private Capital Gesundheit GmbH	Ownership	0.300	Münchener Rückversicherung AG		
							Greenspring Global Partners IV-B L.P.Wilmington, Delaware	DE	NIA	ERGO Private Capital Gesundheit GmbH	Ownership	0.600	Münchener Rückversicherung AG		

ANNUAL STATEMENT FOR THE YEAR 2021 OF THE American Modern Home Insurance Co.

SCHEDULE Y
PART 1A - DETAIL OF INSURANCE HOLDING COMPANY SYSTEM

1	2	3	4	5	6	7	8	9	10	11	12	13	14	15	16
Group Code	Group Name	NAIC Company Code	ID Number	Federal RSSD	CIK	Name of Securities Exchange if Publicly Traded (U.S. or International)	Names of Parent, Subsidiaries Or Affiliates	Domiciliary Location	Relationship to Reporting Entity	Directly Controlled by (Name of Entity/Person)	Type of Control (Ownership, Board, Management, Attorney-in-Fact, Influence, Other)	If Control is Ownership Provide Percentage	Ultimate Controlling Entity(ies)/Person(s)	Is an SCA Filing Required? (Yes/No)	*
							TowerBrook Investors III, L.P. George Town, Grand Cayman	CYM	NIA	ERGO Private Capital Gesundheit GmbH	Ownership	0.200	Münchener Rückversicherung AG		
							Blackstone Capital Partners VI L.P. Wilmington, Delaware	DE	NIA	ERGO Private Capital Gesundheit GmbH	Ownership	0.800	Münchener Rückversicherung AG		
							Access Capital Fund V LP Growth Buy-Out EuropeSt. Peter Port	GBR	NIA	ERGO Private Capital Gesundheit GmbH	Ownership	5.600	Münchener Rückversicherung AG		
							EQT VIII (No.3) SCSPLuxemburg	LUX	NIA	ERGO Private Capital Gesundheit GmbH	Ownership	19.100	Münchener Rückversicherung AG		
							IK IX Fund LP Feeder SCSPLuxemburg	LUX	NIA	ERGO Private Capital Gesundheit GmbH	Ownership	24.300	Münchener Rückversicherung AG		
							EQT IX (No. 3) SCSPLuxemburg	LUX	NIA	ERGO Private Capital Gesundheit GmbH	Ownership	9.000	Münchener Rückversicherung AG		
							Broad Street Loan Partners IV Offshore - Unlevered B, SLP Luxemburg	LUX	NIA	ERGO Private Capital Gesundheit GmbH	Ownership	32.500	Münchener Rückversicherung AG		
							HPS Specialty Loan Europe Fund V SCSPLuxemburg	LUX	NIA	ERGO Private Capital Gesundheit GmbH	Ownership	15.700	Münchener Rückversicherung AG		
							MIP V DIRECT EU PARTNERS SCSPLuxemburg	LUX	NIA	ERGO Private Capital Gesundheit GmbH	Ownership	40.000	Münchener Rückversicherung AG		
							Macquarie European Infrastructure Fund 5 SCSPLuxemburg	LUX	NIA	ERGO Private Capital Gesundheit GmbH	Ownership	2.400	Münchener Rückversicherung AG		
							KKR Asian Fund III (EEA) SCSPLuxemburg	LUX	NIA	ERGO Private Capital Gesundheit GmbH	Ownership	1.500	Münchener Rückversicherung AG		
							Macquarie Super Core Infrastructure SCSPLuxemburg	LUX	NIA	ERGO Private Capital Gesundheit GmbH	Ownership	0.600	Münchener Rückversicherung AG		
							KKR Global Infrastructure Investors III EEA (EUR) SCSPLuxemburg	LUX	NIA	ERGO Private Capital Gesundheit GmbH	Ownership	3.200	Münchener Rückversicherung AG		
							CapVest Equity Partners IV SCSPLuxemburg	LUX	NIA	ERGO Private Capital Gesundheit GmbH	Ownership	1.300	Münchener Rückversicherung AG		
							ICG Europe Fund VII Feeder SCSPLuxemburg	LUX	NIA	ERGO Private Capital Gesundheit GmbH	Ownership	1.200	Münchener Rückversicherung AG		
							Macquarie European Infrastructure Fund 6 SCSPLuxemburg	LUX	NIA	ERGO Private Capital Gesundheit GmbH	Ownership	0.300	Münchener Rückversicherung AG		
							EQT Infrastructure IV (No.2) EUR SCSPLuxemburg	LUX	NIA	ERGO Private Capital Gesundheit GmbH	Ownership	3.400	Münchener Rückversicherung AG		
							Permira VII L.P.2 SCSPLuxemburg	LUX	NIA	ERGO Private Capital Gesundheit GmbH	Ownership	0.900	Münchener Rückversicherung AG		
							North Haven Infrastructure Partners III SCSPLuxemburg	LUX	NIA	ERGO Private Capital Gesundheit GmbH	Ownership	0.900	Münchener Rückversicherung AG		
							KKR Asian Fund IV SCSPLuxemburg	LUX	NIA	ERGO Private Capital Gesundheit GmbH	Ownership	0.200	Münchener Rückversicherung AG		
							EQT Camera Side Car (No. 3) SCSPLuxemburg	LUX	NIA	ERGO Private Capital Gesundheit GmbH	Ownership	0.400	Münchener Rückversicherung AG		
							Ares Capital Europe V (E) UnleveredLuxemburg	LUX	NIA	ERGO Private Capital Gesundheit GmbH	Ownership	2.800	Münchener Rückversicherung AG		
							EQT Saber Side Car (No.1) EUR SCSPLuxemburg	LUX	NIA	ERGO Private Capital Gesundheit GmbH	Ownership	0.700	Münchener Rückversicherung AG		
							ICG Europe Fund VIII Feeder SCSPLuxemburg	LUX	NIA	ERGO Private Capital Gesundheit GmbH	Ownership	0.700	Münchener Rückversicherung AG		
							Macquarie Infrastructure Partners V SCSPLuxemburg	LUX	NIA	ERGO Private Capital Gesundheit GmbH	Ownership	0.800	Münchener Rückversicherung AG		
							Collier International Partners VIII Luxembourg SLPLLeudelage	LUX	NIA	ERGO Private Capital Gesundheit GmbH	Ownership	1.900	Münchener Rückversicherung AG		
							ERGO Private Capital Dritte GmbH & Co. KG Düsseldorf	DEU	NIA	ERGO Private Capital GmbH	Other	0.000	Münchener Rückversicherung AG		
							ERGO Private Capital Komposit GmbH & Co. KG Düsseldorf	DEU	NIA	ERGO Private Capital GmbH	Other	0.000	Münchener Rückversicherung AG		
							ERGO Private Capital Zweite GmbH & Co. KG Düsseldorf	DEU	NIA	ERGO Private Capital GmbH	Other	0.000	Münchener Rückversicherung AG		
							ERGO Private Capital Vierte GmbH & Co. KG Düsseldorf	DEU	NIA	ERGO Private Capital GmbH	Other	0.000	Münchener Rückversicherung AG		
							Earlybird DWES Fund VII GmbH & Co. KG München	DEU	NIA	ERGO Private Capital Komposit GmbH & Co. KG	Ownership	4.000	Münchener Rückversicherung AG		
							LINDSAY GOLDBERG IV - A AIV LP Wilmington, Delaware	DE	NIA	ERGO Private Capital Komposit GmbH & Co. KG	Ownership	9.600	Münchener Rückversicherung AG		
							BC European Capital X - 5A LPLondon	GBR	NIA	ERGO Private Capital Komposit GmbH & Co. KG	Ownership	2.100	Münchener Rückversicherung AG		

ANNUAL STATEMENT FOR THE YEAR 2021 OF THE American Modern Home Insurance Co.

SCHEDULE Y
PART 1A - DETAIL OF INSURANCE HOLDING COMPANY SYSTEM

1	2	3	4	5	6	7	8	9	10	11	12	13	14	15	16
Group Code	Group Name	NAIC Company Code	ID Number	Federal RSSD	CIK	Name of Securities Exchange if Publicly Traded (U.S. or International)	Names of Parent, Subsidiaries Or Affiliates	Domiciliary Location	Relationship to Reporting Entity	Directly Controlled by (Name of Entity/Person)	Type of Control (Ownership, Board, Management, Attorney-in-Fact, Influence, Other)	If Control is Ownership Provide Percentage	Ultimate Controlling Entity(ies)/Person(s)	Is an SCA Filing Required? (Yes/No)	*
							ARDIAN German Feeder Expansion Fund V S.L.P.Paris	FRA	NIA	ERGO Private Capital Komposit GmbH & Co. KG	Ownership	2.900	Münchener Rückversicherung AG		
							AF IV Energy II AIV A8 LPWilmington, Delaware	NY	NIA	ERGO Private Capital Komposit GmbH & Co. KG	Ownership	6.200	Münchener Rückversicherung AG		
							Warburg Pincus Global Growth-E (E&P)-1 LPWilmington, Delaware	NY	NIA	ERGO Private Capital Komposit GmbH & Co. KG	Ownership	9.800	Münchener Rückversicherung AG		
							Kalevala I Bis S.C.A.Luxemburg	LUX	NIA	ERGO Private Capital Komposit GmbH & Co. KG	Ownership	15.300	Münchener Rückversicherung AG		
							Capital Dynamics Champion Ventures VI, LPDover, Delaware	CA	NIA	ERGO Private Capital Komposit GmbH & Co. KG	Ownership	4.000	Münchener Rückversicherung AG		
							HRJ Global Buy-Out III (U.S.), LPDover, Delaware	CA	NIA	ERGO Private Capital Komposit GmbH & Co. KG	Ownership	4.000	Münchener Rückversicherung AG		
							APEP Dachfonds GmbH & Co. KG München	DEU	NIA	ERGO Private Capital Komposit GmbH & Co. KG	Ownership	2.400	Münchener Rückversicherung AG		
							New Enterprise Associates 13, L.P.George Town, Grand Cayman	CYM	NIA	ERGO Private Capital Komposit GmbH & Co. KG	Ownership	0.300	Münchener Rückversicherung AG		
							Lexington Capital Partners VII, L.P.Wilmington, Delaware	DE	NIA	ERGO Private Capital Komposit GmbH & Co. KG	Ownership	0.200	Münchener Rückversicherung AG		
							KKR Global Infrastructure Investors L.P.George Town, Grand Cayman	CYM	NIA	ERGO Private Capital Komposit GmbH & Co. KG	Ownership	0.600	Münchener Rückversicherung AG		
							Lindsay Goldberg IV - A L.P.Dover, Delaware	DE	NIA	ERGO Private Capital Komposit GmbH & Co. KG	Ownership	0.700	Münchener Rückversicherung AG		
							Ares Corporate Opportunities Fund V L.P.Wilmington, Delaware	DE	NIA	ERGO Private Capital Komposit GmbH & Co. KG	Ownership	0.100	Münchener Rückversicherung AG		
							ARDIAN LBO Fund VI A S.L.P.Paris	FRA	NIA	ERGO Private Capital Komposit GmbH & Co. KG	Ownership	0.200	Münchener Rückversicherung AG		
							A9 EUR (Feeder) L.P.St. Peter Port	GBR	NIA	ERGO Private Capital Komposit GmbH & Co. KG	Ownership	0.500	Münchener Rückversicherung AG		
							Greenspring Global Partners VIII L.P.George Town, Grand Cayman	CYM	NIA	ERGO Private Capital Komposit GmbH & Co. KG	Ownership	0.600	Münchener Rückversicherung AG		
							New Enterprise Associates 16, L.P.Wilmington, Delaware	DE	NIA	ERGO Private Capital Komposit GmbH & Co. KG	Ownership	0.100	Münchener Rückversicherung AG		
							Francisco Partners V, L.P.Cayman Islands	CYM	NIA	ERGO Private Capital Komposit GmbH & Co. KG	Ownership	0.200	Münchener Rückversicherung AG		
							Audax Private Equity Fund VI B L.P.Wilmington, Delaware	DE	NIA	ERGO Private Capital Komposit GmbH & Co. KG	Ownership	0.700	Münchener Rückversicherung AG		
							Apollo Overseas Partners (Delaware AIV) IX LPGeorge Town, Grand Cayman	CYM	NIA	ERGO Private Capital Komposit GmbH & Co. KG	Ownership	0.100	Münchener Rückversicherung AG		
							AF V Energy I AIV A8 LPWilmington, Delaware	DE	NIA	ERGO Private Capital Komposit GmbH & Co. KG	Ownership	2.600	Münchener Rückversicherung AG		
							AF V Energy II Delaware Feeder B LPWilmington, Delaware	DE	NIA	ERGO Private Capital Komposit GmbH & Co. KG	Ownership	0.300	Münchener Rückversicherung AG		
							AF V Energy III AIV LPWilmington, Delaware	DE	NIA	ERGO Private Capital Komposit GmbH & Co. KG	Ownership	0.100	Münchener Rückversicherung AG		
							AF V Energy IV AIV 2 LPWilmington, Delaware	DE	NIA	ERGO Private Capital Komposit GmbH & Co. KG	Ownership	0.300	Münchener Rückversicherung AG		
							AF V Energy V AIV LPWilmington, Delaware	DE	NIA	ERGO Private Capital Komposit GmbH & Co. KG	Ownership	0.100	Münchener Rückversicherung AG		
							AF V BD AIV LPWilmington, Delaware	DE	NIA	ERGO Private Capital Komposit GmbH & Co. KG	Ownership	0.100	Münchener Rückversicherung AG		
							KKR GLOBAL INFRASTRUCTURE INVESTORS (WATER) LPWilmington, Delaware	DE	NIA	ERGO Private Capital Komposit GmbH & Co. KG	Ownership	0.600	Münchener Rückversicherung AG		
							Lindsay Goldberg IV - A REIT AIV LPWilmington, Delaware	DE	NIA	ERGO Private Capital Komposit GmbH & Co. KG	Ownership	0.700	Münchener Rückversicherung AG		

97.22

ANNUAL STATEMENT FOR THE YEAR 2021 OF THE American Modern Home Insurance Co.

SCHEDULE Y
PART 1A - DETAIL OF INSURANCE HOLDING COMPANY SYSTEM

1	2	3	4	5	6	7	8	9	10	11	12	13	14	15	16
Group Code	Group Name	NAIC Company Code	ID Number	Federal RSSD	CIK	Name of Securities Exchange if Publicly Traded (U.S. or International)	Names of Parent, Subsidiaries Or Affiliates	Domiciliary Location	Relationship to Reporting Entity	Directly Controlled by (Name of Entity/Person)	Type of Control (Ownership, Board, Management, Attorney-in-Fact, Influence, Other)	If Control is Ownership Provide Percentage	Ultimate Controlling Entity(ies)/Person(s)	Is an SCA Filing Required? (Yes/No)	*
							BCEC X Holdings AIV 3 LPSt. Peter Port Harvest Partners IX (Parallel) LPWilmington, Delaware	GBR	NIA	ERGO Private Capital Komposit GmbH & Co. KG	Ownership	0.000	Münchener Rückversicherung AG		
							Wight Ventures S.A.R.L.Luxemburg Siemens Global Innovation Partners I GmbH & Co. KG München	LUX	NIA	ERGO Private Capital Komposit GmbH & Co. KG	Ownership	0.700	Münchener Rückversicherung AG		
							PAI Europe V – 1 L.P.St. Peter Port	GBR	NIA	ERGO Private Capital Komposit GmbH & Co. KG	Ownership	0.200	Münchener Rückversicherung AG		
							BC European Capital IX-8 LPSt. Peter Port The Founders Fund IV, L.P.Wilmington, Delaware	GBR	NIA	ERGO Private Capital Komposit GmbH & Co. KG	Ownership	1.300	Münchener Rückversicherung AG		
							Global Infrastructure Partners III-C2, L.P.London Crescent Mezzanine Partners VIIC, L.P.Wilmington, Delaware	GBR	NIA	ERGO Private Capital Komposit GmbH & Co. KG	Ownership	2.000	Münchener Rückversicherung AG		
							DIF Infrastructure V S.C.SLuxemburg	DEU	NIA	ERGO Private Capital Komposit GmbH & Co. KG	Ownership	2.600	Münchener Rückversicherung AG		
							Triton Fund V, L.P.St. Helier	DEU	NIA	ERGO Private Capital Komposit GmbH & Co. KG	Ownership	0.200	Münchener Rückversicherung AG		
							Lindsay Goldberg V L.P.Wilmington, Delaware Greenspring Global Partners IX-B L.P.Owings Mills, Maryland	LUX	NIA	ERGO Private Capital Komposit GmbH & Co. KG	Ownership	0.300	Münchener Rückversicherung AG		
							New Enterprise Associates 17 L.P.Wilmington, Delaware Global Infrastructure Partners IV – C2 L.P.Luxemburg	GBR	NIA	ERGO Private Capital Komposit GmbH & Co. KG	Ownership	0.100	Münchener Rückversicherung AG		
							A10 EUR Feeder L.P.St. Peter Port Oak Hill Capital Partners V (Offshore) L.P.George Town, Grand Cayman Lindsay Goldberg V AIV LPWilmington, Delaware	DEU	NIA	ERGO Private Capital Komposit GmbH & Co. KG	Ownership	0.400	Münchener Rückversicherung AG		
							Francisco Partners III L.P.Wilmington, Delaware Oaktree Opportunities Fund VIII L.P.George Town, Grand Cayman Energy Investors XV (Scotland) L.P.Washington, D.C.	DEU	NIA	ERGO Private Capital Komposit GmbH & Co. KG	Ownership	0.100	Münchener Rückversicherung AG		
							Park Square Capital Partners II L.P.St. Peter Port Greenspring Global Partners V-B L.P.Wilmington, Delaware	GBR	NIA	ERGO Private Capital Komposit GmbH & Co. KG	Ownership	0.200	Münchener Rückversicherung AG		
							Macquarie European Infrastructure Fund 4 L.P.St. Peter Port Collier International Partners Fund VI, L.P.St. Peter Port	GBR	NIA	ERGO Private Capital Komposit GmbH & Co. KG	Ownership	0.200	Münchener Rückversicherung AG		
							Ares Corporate Opportunities Fund IV L.P.Wilmington, Delaware Pantheon Asia Fund VI L.P.Wilmington, Delaware	GBR	NIA	ERGO Private Capital Komposit GmbH & Co. KG	Ownership	0.300	Münchener Rückversicherung AG		
								CA	NIA	ERGO Private Capital Komposit GmbH & Co. KG	Ownership	1.500	Münchener Rückversicherung AG		

97.23

ANNUAL STATEMENT FOR THE YEAR 2021 OF THE American Modern Home Insurance Co.

SCHEDULE Y
PART 1A - DETAIL OF INSURANCE HOLDING COMPANY SYSTEM

1	2	3	4	5	6	7	8	9	10	11	12	13	14	15	16
Group Code	Group Name	NAIC Company Code	ID Number	Federal RSSD	CIK	Name of Securities Exchange if Publicly Traded (U.S. or International)	Names of Parent, Subsidiaries Or Affiliates	Domiciliary Location	Relationship to Reporting Entity	Directly Controlled by (Name of Entity/Person)	Type of Control (Ownership, Board, Management, Attorney-in-Fact, Influence, Other)	If Control is Ownership Provide Percentage	Ultimate Controlling Entity(ies)/Person(s)	Is an SCA Filing Required? (Yes/No)	*
							Apollo Overseas Partners (Delaware) VIII, L.P. Wilmington, Delaware	NY	NIA	ERGO Private Capital Komposit GmbH & Co. KG	Ownership	1.000	Münchener Rückversicherung AG		
							EIG Energy Fund XVI (Scotland) L.P. Washington, D.C.	DC	NIA	ERGO Private Capital Komposit GmbH & Co. KG	Ownership	1.800	Münchener Rückversicherung AG		
							Macquarie Infrastructure Partner III, L.P. Wilmington, Delaware	NY	NIA	ERGO Private Capital Komposit GmbH & Co. KG	Ownership	0.400	Münchener Rückversicherung AG		
							KKR Global Infrastructure Investors II (EEA) L.P. London	GBR	NIA	ERGO Private Capital Komposit GmbH & Co. KG	Ownership	1.500	Münchener Rückversicherung AG		
							Park Square Capital Partners III L.P. St. Martin	FRA	NIA	ERGO Private Capital Komposit GmbH & Co. KG	Ownership	1.000	Münchener Rückversicherung AG		
							GBOF V Feeder 2 SC SLuxemburg	LUX	NIA	ERGO Private Capital Komposit GmbH & Co. KG	Ownership	1.800	Münchener Rückversicherung AG		
							The Founders Fund VI, L.P. Wilmington, Delaware	NY	NIA	ERGO Private Capital Komposit GmbH & Co. KG	Ownership	0.500	Münchener Rückversicherung AG		
							Apollo Overseas Partners IX, L.P. George Town, Grand Cayman	CYM	NIA	ERGO Private Capital Komposit GmbH & Co. KG	Ownership	0.500	Münchener Rückversicherung AG		
							Thoma Bravo Fund XIII L.P. Dover, Delaware	NY	NIA	ERGO Private Capital Komposit GmbH & Co. KG	Ownership	0.100	Münchener Rückversicherung AG		
							Thoma Bravo Fund XIII-P L.P. Dover, Delaware	NY	NIA	ERGO Private Capital Komposit GmbH & Co. KG	Ownership	0.100	Münchener Rückversicherung AG		
							Warburg Pincus Global Growth-E L.P. Wilmington, Delaware	NY	NIA	ERGO Private Capital Komposit GmbH & Co. KG	Ownership	0.200	Münchener Rückversicherung AG		
							ARES Special Opportunities Fund L.P. Wilmington, Delaware	NY	NIA	ERGO Private Capital Komposit GmbH & Co. KG	Ownership	0.200	Münchener Rückversicherung AG		
							Harvest Partners VIII (Parallell) L.P. Wilmington, Delaware	NY	NIA	ERGO Private Capital Komposit GmbH & Co. KG	Ownership	0.200	Münchener Rückversicherung AG		
							The Founders Fund VII L.P. Wilmington, Delaware	NY	NIA	ERGO Private Capital Komposit GmbH & Co. KG	Ownership	0.200	Münchener Rückversicherung AG		
							DIF Infrastructure VI Feeder S.C.S. Luxemburg	LUX	NIA	ERGO Private Capital Komposit GmbH & Co. KG	Ownership	0.500	Münchener Rückversicherung AG		
							Francisco Partners VI LP George Town, Grand Cayman	CYM	NIA	ERGO Private Capital Komposit GmbH & Co. KG	Ownership	0.100	Münchener Rückversicherung AG		
							ACOF VI (F) Feeder LP Wilmington, Delaware	NY	NIA	ERGO Private Capital Komposit GmbH & Co. KG	Ownership	0.500	Münchener Rückversicherung AG		
							AOP (DE) VIII (AIV I FC) LP George Town, Grand Cayman	CYM	NIA	ERGO Private Capital Komposit GmbH & Co. KG	Ownership	1.500	Münchener Rückversicherung AG		
							AOP (DE) VIII (AIV L-DEE III) LP Wilmington, Delaware	NY	NIA	ERGO Private Capital Komposit GmbH & Co. KG	Ownership	1.000	Münchener Rückversicherung AG		
							AOP (DE) VIII (AIV L-ZED) LP Wilmington, Delaware	NY	NIA	ERGO Private Capital Komposit GmbH & Co. KG	Ownership	1.000	Münchener Rückversicherung AG		
							AOP (DE) VIII (AIV-L) LP George Town, Grand Cayman	CYM	NIA	ERGO Private Capital Komposit GmbH & Co. KG	Ownership	0.100	Münchener Rückversicherung AG		
							AOP VIII (AIV L-CNV) LP Wilmington, Delaware	NY	NIA	ERGO Private Capital Komposit GmbH & Co. KG	Ownership	0.300	Münchener Rückversicherung AG		
							AP VIII (PCDH AIV) LP George Town, Grand Cayman	CYM	NIA	ERGO Private Capital Komposit GmbH & Co. KG	Ownership	0.100	Münchener Rückversicherung AG		
							ACOF IV BB AIV LP Wilmington, Delaware	NY	NIA	ERGO Private Capital Komposit GmbH & Co. KG	Ownership	0.300	Münchener Rückversicherung AG		
							AF IV Cayman AIV LP George Town, Grand Cayman	CYM	NIA	ERGO Private Capital Komposit GmbH & Co. KG	Ownership	0.300	Münchener Rückversicherung AG		
							ACOF IV CWC AIV Unblocked Feeder LP Wilmington, Delaware	NY	NIA	ERGO Private Capital Komposit GmbH & Co. KG	Ownership	0.600	Münchener Rückversicherung AG		
							AF IV Energy AIV A1 LP Wilmington, Delaware	NY	NIA	ERGO Private Capital Komposit GmbH & Co. KG	Ownership	2.500	Münchener Rückversicherung AG		

97.24

ANNUAL STATEMENT FOR THE YEAR 2021 OF THE American Modern Home Insurance Co.

SCHEDULE Y
PART 1A - DETAIL OF INSURANCE HOLDING COMPANY SYSTEM

1	2	3	4	5	6	7	8	9	10	11	12	13	14	15	16
Group Code	Group Name	NAIC Company Code	ID Number	Federal RSSD	CIK	Name of Securities Exchange if Publicly Traded (U.S. or International)	Names of Parent, Subsidiaries Or Affiliates	Domiciliary Location	Relationship to Reporting Entity	Directly Controlled by (Name of Entity/Person)	Type of Control (Ownership, Board, Management, Attorney-in-Fact, Influence, Other)	If Control is Ownership Provide Percentage	Ultimate Controlling Entity(ies)/Person(s)	Is an SCA Filing Required? (Yes/No)	*
							ACOF IV Energy IV AIV LPWilmington, Delaware	NY	NIA	ERGO Private Capital Komposit GmbH & Co. KG	Ownership	0.300	Münchener Rückversicherung AG		
							ACOF IV Energy III AIV LPWilmington, Delaware	NY	NIA	ERGO Private Capital Komposit GmbH & Co. KG	Ownership	0.300	Münchener Rückversicherung AG		
							Blackstone Capital Partners (Cayman II) VI LPGeorge Town, Grand Cayman	CYM	NIA	ERGO Private Capital Komposit GmbH & Co. KG	Ownership	0.000	Münchener Rückversicherung AG		
							Blackstone Capital Partners (Cayman III) VI LPGeorge Town, Grand Cayman	CYM	NIA	ERGO Private Capital Komposit GmbH & Co. KG	Ownership	0.000	Münchener Rückversicherung AG		
							Blackstone Capital Partners (Cayman) VI BK - A LPGeorge Town, Grand Cayman	CYM	NIA	ERGO Private Capital Komposit GmbH & Co. KG	Ownership	0.000	Münchener Rückversicherung AG		
							Blackstone Capital Partners (Cayman) VI IT-A LPGeorge Town, Grand Cayman	CYM	NIA	ERGO Private Capital Komposit GmbH & Co. KG	Ownership	0.000	Münchener Rückversicherung AG		
							Blackstone Capital Partners (Cayman) VI LPGeorge Town, Grand Cayman	CYM	NIA	ERGO Private Capital Komposit GmbH & Co. KG	Ownership	0.000	Münchener Rückversicherung AG		
							Blackstone Capital Partners (Cayman) VI-Q LPGeorge Town, Grand Cayman	CYM	NIA	ERGO Private Capital Komposit GmbH & Co. KG	Ownership	0.000	Münchener Rückversicherung AG		
							Blackstone Capital Partners VI ITR LPWilmington, Delaware	NY	NIA	ERGO Private Capital Komposit GmbH & Co. KG	Ownership	0.000	Münchener Rückversicherung AG		
							Blackstone Capital Partners VI NQ/NF LPWilmington, Delaware	NY	NIA	ERGO Private Capital Komposit GmbH & Co. KG	Ownership	0.000	Münchener Rückversicherung AG		
							Blackstone Capital Partners VI NQ-E LPWilmington, Delaware	NY	NIA	ERGO Private Capital Komposit GmbH & Co. KG	Ownership	0.000	Münchener Rückversicherung AG		
							Blackstone Capital Partners VI-NQ LPWilmington, Delaware	NY	NIA	ERGO Private Capital Komposit GmbH & Co. KG	Ownership	0.000	Münchener Rückversicherung AG		
							Blackstone Capital Partners VI-Q LPWilmington, Delaware	NY	NIA	ERGO Private Capital Komposit GmbH & Co. KG	Ownership	0.000	Münchener Rückversicherung AG		
							Francisco Partners III (Domestic AIV) LPWilmington, Delaware	NY	NIA	ERGO Private Capital Komposit GmbH & Co. KG	Ownership	0.500	Münchener Rückversicherung AG		
							Francisco Partners III (Cayman) LPGeorge Town, Grand Cayman	CYM	NIA	ERGO Private Capital Komposit GmbH & Co. KG	Ownership	0.500	Münchener Rückversicherung AG		
							KKR Asian Fund III Japan AIV (EEA) LPGeorge Town, Grand Cayman	CYM	NIA	ERGO Private Capital Komposit GmbH & Co. KG	Ownership	0.300	Münchener Rückversicherung AG		
							KKR Asian Fund III Delaware AIV LPWilmington, Delaware	NY	NIA	ERGO Private Capital Komposit GmbH & Co. KG	Ownership	0.300	Münchener Rückversicherung AG		
							KKR Global Infrastructure Investors II EEA (NEP) LPWilmington, Delaware	NY	NIA	ERGO Private Capital Komposit GmbH & Co. KG	Ownership	1.500	Münchener Rückversicherung AG		
							KKR Global Infrastructure Investors II EEA (Rodeo) Wilmington, Delaware	NY	NIA	ERGO Private Capital Komposit GmbH & Co. KG	Ownership	1.600	Münchener Rückversicherung AG		
							KKR Global Infrastructure Investors III EEA EUR (Ascent)Wilmington, Delaware	NY	NIA	ERGO Private Capital Komposit GmbH & Co. KG	Ownership	0.400	Münchener Rückversicherung AG		
							KKR Global Infrastructure Investors III EEA EUR (Nitrogen) Wilmington, Delaware	NY	NIA	ERGO Private Capital Komposit GmbH & Co. KG	Ownership	0.400	Münchener Rückversicherung AG		
							KKR Global Infrastructure Investors III EEA EUR (Altitude) George Town, Grand Cayman	CYM	NIA	ERGO Private Capital Komposit GmbH & Co. KG	Ownership	0.400	Münchener Rückversicherung AG		
							MIP III GB AIV LPWilmington, Delaware	NY	NIA	ERGO Private Capital Komposit GmbH & Co. KG	Ownership	0.500	Münchener Rückversicherung AG		
							MIP III (REIT) AIV LPWilmington, Delaware	NY	NIA	ERGO Private Capital Komposit GmbH & Co. KG	Ownership	0.500	Münchener Rückversicherung AG		
							MIP III (ECI) AIV LPWilmington, Delaware	NY	NIA	ERGO Private Capital Komposit GmbH & Co. KG	Ownership	0.400	Münchener Rückversicherung AG		
							Oaktree Opportunities Fund VIII AIF (Delaware) LPWilmington, Delaware	NY	NIA	ERGO Private Capital Komposit GmbH & Co. KG	Ownership	0.400	Münchener Rückversicherung AG		
							Oaktree Opportunities Fund VIII AIF (Cayman) LP George Town, Grand Cayman	CYM	NIA	ERGO Private Capital Komposit GmbH & Co. KG	Ownership	0.400	Münchener Rückversicherung AG		

ANNUAL STATEMENT FOR THE YEAR 2021 OF THE American Modern Home Insurance Co.

SCHEDULE Y
PART 1A - DETAIL OF INSURANCE HOLDING COMPANY SYSTEM

1	2	3	4	5	6	7	8	9	10	11	12	13	14	15	16
Group Code	Group Name	NAIC Company Code	ID Number	Federal RSSD	CIK	Name of Securities Exchange if Publicly Traded (U.S. or International)	Names of Parent, Subsidiaries Or Affiliates	Domiciliary Location	Relationship to Reporting Entity	Directly Controlled by (Name of Entity/Person)	Type of Control (Ownership, Board, Management, Attorney-in-Fact, Influence, Other)	If Control is Ownership Provide Percentage	Ultimate Controlling Entity(ies)/Person(s)	Is an SCA Filing Required? (Yes/No)	*
							Warburg Pincus Global Growth-E (Cayman) LP George Town, Grand Cayman	CYM	NIA	ERGO Private Capital Komposit GmbH & Co. KG	Ownership	0.200	Münchener Rückversicherung AG		
							Greenspring Global Partners X-B LP Wilmington, Delaware	NY	NIA	ERGO Private Capital Komposit GmbH & Co. KG	Ownership	0.400	Münchener Rückversicherung AG		
							Thoma Bravo Fund XIV LP Wilmington, Delaware	NY	NIA	ERGO Private Capital Komposit GmbH & Co. KG	Ownership	0.100	Münchener Rückversicherung AG		
							Scale Venture Partners VII LP Wilmington, Delaware	NY	NIA	ERGO Private Capital Komposit GmbH & Co. KG	Ownership	0.200	Münchener Rückversicherung AG		
							ARDIAN Americas Infrastructure Fund V LP Wilmington, Delaware	NY	NIA	ERGO Private Capital Komposit GmbH & Co. KG	Ownership	0.700	Münchener Rückversicherung AG		
							Bessemer Venture Partners XI Institutional LP George Town, Grand Cayman	CYM	NIA	ERGO Private Capital Komposit GmbH & Co. KG	Ownership	0.100	Münchener Rückversicherung AG		
							ASOF HOS AIV 2 LP Wilmington, Delaware	NY	NIA	ERGO Private Capital Komposit GmbH & Co. KG	Ownership	0.200	Münchener Rückversicherung AG		
							MIP III TOWERS LLC Wilmington, Delaware	NY	NIA	ERGO Private Capital Komposit GmbH & Co. KG	Ownership	0.400	Münchener Rückversicherung AG		
							Access Capital Fund IV L.P.St. Peter Port	GBR	NIA	ERGO Private Capital Komposit GmbH & Co. KG	Ownership	1.800	Münchener Rückversicherung AG		
							Pantheon Asia Fund V L.P.St. Peter Port	GBR	NIA	ERGO Private Capital Komposit GmbH & Co. KG	Ownership	0.600	Münchener Rückversicherung AG		
							Schroders Capital Private Equity Europe IV B C.V.Willemstad, Curacao	ANT	NIA	ERGO Private Capital Komposit GmbH & Co. KG	Ownership	1.100	Münchener Rückversicherung AG		
							CVC European Equity Partners V (A) L.P. George Town, Grand Cayman	CYM	NIA	ERGO Private Capital Komposit GmbH & Co. KG	Ownership	0.100	Münchener Rückversicherung AG		
							Greenspring Global Partners IV-B L.P. Wilmington, Delaware	DE	NIA	ERGO Private Capital Komposit GmbH & Co. KG	Ownership	1.400	Münchener Rückversicherung AG		
							TowerBrook Investors III, L.P. George Town, Grand Cayman	CYM	NIA	ERGO Private Capital Komposit GmbH & Co. KG	Ownership	0.200	Münchener Rückversicherung AG		
							Blackstone Capital Partners VI L.P. Wilmington, Delaware	DE	NIA	ERGO Private Capital Komposit GmbH & Co. KG	Ownership	0.200	Münchener Rückversicherung AG		
							Access Capital Fund V LP Growth Buy-Out Europe St. Peter Port	GBR	NIA	ERGO Private Capital Komposit GmbH & Co. KG	Ownership	1.100	Münchener Rückversicherung AG		
							Index Ventures Growth II (Jersey), L.P. St. Helier	GBR	NIA	ERGO Private Capital Komposit GmbH & Co. KG	Ownership	1.300	Münchener Rückversicherung AG		
							Greenspring Global Partners VII-B L.P. George Town, Grand Cayman	CYM	NIA	ERGO Private Capital Komposit GmbH & Co. KG	Ownership	1.800	Münchener Rückversicherung AG		
							BCEC IX Holdings AIV 3 LP St. Peter Port	GBR	NIA	ERGO Private Capital Komposit GmbH & Co. KG	Ownership	0.000	Münchener Rückversicherung AG		
							EQT VIII (No.3) SCSpLuxemburg	LUX	NIA	ERGO Private Capital Komposit GmbH & Co. KG	Ownership	4.300	Münchener Rückversicherung AG		
							IK IX Fund LP Feeder SCSpLuxemburg	LUX	NIA	ERGO Private Capital Komposit GmbH & Co. KG	Ownership	5.700	Münchener Rückversicherung AG		
							EQT IX (No. 3) SCSpLuxemburg	LUX	NIA	ERGO Private Capital Komposit GmbH & Co. KG	Ownership	2.500	Münchener Rückversicherung AG		
							Broad Street Loan Partners IV Offshore - Unlevered B, SLP Luxemburg	LUX	NIA	ERGO Private Capital Komposit GmbH & Co. KG	Ownership	8.000	Münchener Rückversicherung AG		
							HPS Specialty Loan Europe Fund V SCSpLuxemburg	LUX	NIA	ERGO Private Capital Komposit GmbH & Co. KG	Ownership	4.000	Münchener Rückversicherung AG		
							MIP V DIRECT EU PARTNERS SCSpLuxemburg	LUX	NIA	ERGO Private Capital Komposit GmbH & Co. KG	Ownership	6.000	Münchener Rückversicherung AG		
							Macquarie European Infrastructure Fund 5 SCSpLuxemburg	LUX	NIA	ERGO Private Capital Komposit GmbH & Co. KG	Ownership	0.900	Münchener Rückversicherung AG		
							KKR Asian Fund III (EEA) SCSpLuxemburg	LUX	NIA	ERGO Private Capital Komposit GmbH & Co. KG	Ownership	0.300	Münchener Rückversicherung AG		

ANNUAL STATEMENT FOR THE YEAR 2021 OF THE American Modern Home Insurance Co.

SCHEDULE Y
PART 1A - DETAIL OF INSURANCE HOLDING COMPANY SYSTEM

1	2	3	4	5	6	7	8	9	10	11	12	13	14	15	16
Group Code	Group Name	NAIC Company Code	ID Number	Federal RSSD	CIK	Name of Securities Exchange if Publicly Traded (U.S. or International)	Names of Parent, Subsidiaries Or Affiliates	Domiciliary Location	Relationship to Reporting Entity	Directly Controlled by (Name of Entity/Person)	Type of Control (Ownership, Board, Management, Attorney-in-Fact, Influence, Other)	If Control is Ownership Provide Percentage	Ultimate Controlling Entity(ies)/Person(s)	Is an SCA Filing Required? (Yes/No)	*
							Macquarie Super Core Infrastructure SCSpLuxemburg	LUX	NIA	ERGO Private Capital Komposit GmbH & Co. KG	Ownership	0.200	Münchener Rückversicherung AG		
							KKR Global Infrastructure Investors III EEA (EUR) SCSpLuxemburg	LUX	NIA	ERGO Private Capital Komposit GmbH & Co. KG	Ownership	0.400	Münchener Rückversicherung AG		
							CapVest Equity Partners IV SCSpLuxemburg	LUX	NIA	ERGO Private Capital Komposit GmbH & Co. KG	Ownership	0.300	Münchener Rückversicherung AG		
							ICG Europe Fund VII Feeder SCSpLuxemburg	LUX	NIA	ERGO Private Capital Komposit GmbH & Co. KG	Ownership	0.200	Münchener Rückversicherung AG		
							Macquarie European Infrastructure Fund 6 SCSpLuxemburg	LUX	NIA	ERGO Private Capital Komposit GmbH & Co. KG	Ownership	0.100	Münchener Rückversicherung AG		
							Permira VII L.P.2 SCSpLuxemburg	LUX	NIA	ERGO Private Capital Komposit GmbH & Co. KG	Ownership	0.100	Münchener Rückversicherung AG		
							North Haven Infrastructure Partners III SCSpLuxemburg	LUX	NIA	ERGO Private Capital Komposit GmbH & Co. KG	Ownership	0.200	Münchener Rückversicherung AG		
							KKR Asian Fund IV SCSpLuxemburg	LUX	NIA	ERGO Private Capital Komposit GmbH & Co. KG	Ownership	0.000	Münchener Rückversicherung AG		
							EQT Camera Side Car (No. 3) SCSpLuxemburg	LUX	NIA	ERGO Private Capital Komposit GmbH & Co. KG	Ownership	0.100	Münchener Rückversicherung AG		
							Ares Capital Europe V (E) UnleveredLuxemburg	LUX	NIA	ERGO Private Capital Komposit GmbH & Co. KG	Ownership	0.700	Münchener Rückversicherung AG		
							ICG Europe Fund VIII Feeder SCSpLuxemburg	LUX	NIA	ERGO Private Capital Komposit GmbH & Co. KG	Ownership	0.100	Münchener Rückversicherung AG		
							Macquarie Infrastructure Partners V SCSpLuxemburg	LUX	NIA	ERGO Private Capital Komposit GmbH & Co. KG	Ownership	0.100	Münchener Rückversicherung AG		
							Collier International Partners VIII Luxembourg SLPLeudelange	LUX	NIA	ERGO Private Capital Komposit GmbH & Co. KG	Ownership	0.300	Münchener Rückversicherung AG		
							Earlybird DIES Fund VII GmbH & Co. KG München	DEU	NIA	ERGO Private Capital Pensionskasse GmbH	Ownership	3.000	Münchener Rückversicherung AG		
							North Haven Infrastructure German Investors, LP George Town, Grand Cayman	CYM	NIA	ERGO Private Capital Pensionskasse GmbH	Ownership	1.500	Münchener Rückversicherung AG		
							BC European Capital X - 5A LP London	GBR	NIA	ERGO Private Capital Pensionskasse GmbH	Ownership	0.500	Münchener Rückversicherung AG		
							ARDIAN German Feeder Expansion Fund V S.L.P.Paris	FRA	NIA	ERGO Private Capital Pensionskasse GmbH	Ownership	1.900	Münchener Rückversicherung AG		
							Warburg Pincus Global Growth-E (E&P)-1 LP Wilmington, Delaware	NY	NIA	ERGO Private Capital Pensionskasse GmbH	Ownership	0.200	Münchener Rückversicherung AG		
							Capital Dynamics Champion Ventures VI, LP Dover, Delaware	CA	NIA	ERGO Private Capital Pensionskasse GmbH	Ownership	0.300	Münchener Rückversicherung AG		
							HRJ Global Buy-Out III (U.S.), LP Dover, Delaware	CA	NIA	ERGO Private Capital Pensionskasse GmbH	Ownership	0.400	Münchener Rückversicherung AG		
							APEP Dachfonds GmbH & Co. KG München	DEU	NIA	ERGO Private Capital Pensionskasse GmbH	Ownership	0.100	Münchener Rückversicherung AG		
							Schroder Adveq Europe III L.P. Wilmington, Delaware	DE	NIA	ERGO Private Capital Pensionskasse GmbH	Ownership	0.200	Münchener Rückversicherung AG		
							Schroders Capital Private Equity US II C.V. Willemstad, Curacao	ANT	NIA	ERGO Private Capital Pensionskasse GmbH	Ownership	0.100	Münchener Rückversicherung AG		
							ARDIAN LBO Fund VI A S.L.P.Paris	FRA	NIA	ERGO Private Capital Pensionskasse GmbH	Ownership	0.000	Münchener Rückversicherung AG		
							A9 EUR (Feeder) L.P. St. Peter Port	GBR	NIA	ERGO Private Capital Pensionskasse GmbH	Ownership	0.000	Münchener Rückversicherung AG		
							Greenspring Global Partners VIII L.P. George Town, Grand Cayman	CYM	NIA	ERGO Private Capital Pensionskasse GmbH	Ownership	0.100	Münchener Rückversicherung AG		
							New Enterprise Associates 16, L.P. Wilmington, Delaware	DE	NIA	ERGO Private Capital Pensionskasse GmbH	Ownership	0.000	Münchener Rückversicherung AG		
							Apollo Overseas Partners (Delaware AIV) IX LP George Town, Grand Cayman	CYM	NIA	ERGO Private Capital Pensionskasse GmbH	Ownership	0.000	Münchener Rückversicherung AG		
							BCEC X Holdings AIV 3 LP St. Peter Port	GBR	NIA	ERGO Private Capital Pensionskasse GmbH	Ownership	0.000	Münchener Rückversicherung AG		

97.27

ANNUAL STATEMENT FOR THE YEAR 2021 OF THE American Modern Home Insurance Co.

SCHEDULE Y
PART 1A - DETAIL OF INSURANCE HOLDING COMPANY SYSTEM

1	2	3	4	5	6	7	8	9	10	11	12	13	14	15	16
Group Code	Group Name	NAIC Company Code	ID Number	Federal RSSD	CIK	Name of Securities Exchange if Publicly Traded (U.S. or International)	Names of Parent, Subsidiaries Or Affiliates	Domi-ciliary Location	Relation-ship to Reporting Entity	Directly Controlled by (Name of Entity/Person)	Type of Control (Ownership, Board, Management, Attorney-in-Fact, Influence, Other)	If Control is Ownership Provide Percentage	Ultimate Controlling Entity(ies)/Person(s)	Is an SCA Filing Re-quired? (Yes/No)	*
							Siemens Global Innovation Partners I GmbH & Co. KG/München	DEU	NIA	ERGO Private Capital Pensionskasse GmbH	Ownership	0.200	Münchener Rückversicherung AG		
							PAI Europe V – 1 L.P.St. Peter Port	GBR	NIA	ERGO Private Capital Pensionskasse GmbH	Ownership	0.000	Münchener Rückversicherung AG		
							Global Infrastructure Partners III-C2, L.P.London	GBR	NIA	ERGO Private Capital Pensionskasse GmbH	Ownership	0.400	Münchener Rückversicherung AG		
							Crescent Mezzanine Partners VIII, L.P.Wilmington, Delaware	DE	NIA	ERGO Private Capital Pensionskasse GmbH	Ownership	0.000	Münchener Rückversicherung AG		
							DIF Infrastructure V S.C.S.Luxemburg	LUX	NIA	ERGO Private Capital Pensionskasse GmbH	Ownership	0.100	Münchener Rückversicherung AG		
							Nordic Capital IX Beta L.P.St. Helier	GBR	NIA	ERGO Private Capital Pensionskasse GmbH	Ownership	0.000	Münchener Rückversicherung AG		
							Triton Fund V, L.P.St. Helier	GBR	NIA	ERGO Private Capital Pensionskasse GmbH	Ownership	0.000	Münchener Rückversicherung AG		
							ARDIAN Infrastructure Fund V B S.C.S., SICAV-RAIFLuxemburg	LUX	NIA	ERGO Private Capital Pensionskasse GmbH	Ownership	0.300	Münchener Rückversicherung AG		
							Lindsay Goldberg V L.P.Wilmington, Delaware	DE	NIA	ERGO Private Capital Pensionskasse GmbH	Ownership	0.100	Münchener Rückversicherung AG		
							Greenspring Global Partners IX-B L.P.Owings Mills, Maryland	DE	NIA	ERGO Private Capital Pensionskasse GmbH	Ownership	0.100	Münchener Rückversicherung AG		
							New Enterprise Associates 17 L.P.Wilmington, Delaware	DE	NIA	ERGO Private Capital Pensionskasse GmbH	Ownership	0.000	Münchener Rückversicherung AG		
							Global Infrastructure Partners IV – C2 L.P.Luxemburg	LUX	NIA	ERGO Private Capital Pensionskasse GmbH	Ownership	0.100	Münchener Rückversicherung AG		
							A10 EUR Feeder L.P.St. Peter Port	GBR	NIA	ERGO Private Capital Pensionskasse GmbH	Ownership	0.100	Münchener Rückversicherung AG		
							Oak Hill Capital Partners V (Offshore) L.P.George Town, Grand Cayman	CYM	NIA	ERGO Private Capital Pensionskasse GmbH	Ownership	0.100	Münchener Rückversicherung AG		
							Lindsay Goldberg V AIV LPWilmington, Delaware	DE	NIA	ERGO Private Capital Pensionskasse GmbH	Ownership	0.100	Münchener Rückversicherung AG		
							Global Infrastructure Partners – C L.P.St. Peter Port	GBR	NIA	ERGO Private Capital Pensionskasse GmbH	Ownership	0.000	Münchener Rückversicherung AG		
							Ares Corporate Opportunities Fund III L.P.Wilmington, Delaware	CA	NIA	ERGO Private Capital Pensionskasse GmbH	Ownership	0.000	Münchener Rückversicherung AG		
							Apollo Overseas Partners IX, L.P.George Town, Grand Cayman	CYM	NIA	ERGO Private Capital Pensionskasse GmbH	Ownership	0.100	Münchener Rückversicherung AG		
							Warburg Pincus Global Growth-E L.P.Wilmington, Delaware	NY	NIA	ERGO Private Capital Pensionskasse GmbH	Ownership	0.100	Münchener Rückversicherung AG		
							ARES Special Opportunities Fund L.P.Wilmington, Delaware	NY	NIA	ERGO Private Capital Pensionskasse GmbH	Ownership	0.100	Münchener Rückversicherung AG		
							Harvest Partners VIII (Parallel) L.P.Wilmington, Delaware	NY	NIA	ERGO Private Capital Pensionskasse GmbH	Ownership	0.000	Münchener Rückversicherung AG		
							DIF Infrastructure VI Feeder S.C.S.Luxemburg	LUX	NIA	ERGO Private Capital Pensionskasse GmbH	Ownership	0.100	Münchener Rückversicherung AG		
							Francisco Partners VI LPGeorge Town, Grand Cayman	CYM	NIA	ERGO Private Capital Pensionskasse GmbH	Ownership	0.000	Münchener Rückversicherung AG		
							ACOF VI (F) Feeder LPWilmington, Delaware	NY	NIA	ERGO Private Capital Pensionskasse GmbH	Ownership	0.100	Münchener Rückversicherung AG		
							AOP (DE) VIII (AIV-L) LPGeorge Town, Grand Cayman	CYM	NIA	ERGO Private Capital Pensionskasse GmbH	Ownership	0.000	Münchener Rückversicherung AG		
							GIP-C AIV 2 LPSt. Peter Port	GBR	NIA	ERGO Private Capital Pensionskasse GmbH	Ownership	0.000	Münchener Rückversicherung AG		
							GIP-C FinanceCo LPSt. Peter Port	GBR	NIA	ERGO Private Capital Pensionskasse GmbH	Ownership	0.000	Münchener Rückversicherung AG		
							GIP-C Ports Jersey LPSt. Helier	GBR	NIA	ERGO Private Capital Pensionskasse GmbH	Ownership	0.000	Münchener Rückversicherung AG		
							KKR Asian Fund III Japan AIV (EEA) LPGeorge Town, Grand Cayman	CYM	NIA	ERGO Private Capital Pensionskasse GmbH	Ownership	0.100	Münchener Rückversicherung AG		
							KKR Asian Fund III Delaware AIV LPWilmington, Delaware	NY	NIA	ERGO Private Capital Pensionskasse GmbH	Ownership	0.100	Münchener Rückversicherung AG		
							KKR Global Infrastructure Investors III EEA EUR (Ascent)Wilmington, Delaware	NY	NIA	ERGO Private Capital Pensionskasse GmbH	Ownership	0.500	Münchener Rückversicherung AG		
							KKR Global Infrastructure Investors III EEA EUR (Nitrogen) Wilmington, Delaware	NY	NIA	ERGO Private Capital Pensionskasse GmbH	Ownership	0.400	Münchener Rückversicherung AG		

97.28

ANNUAL STATEMENT FOR THE YEAR 2021 OF THE American Modern Home Insurance Co.

SCHEDULE Y
PART 1A - DETAIL OF INSURANCE HOLDING COMPANY SYSTEM

1	2	3	4	5	6	7	8	9	10	11	12	13	14	15	16
Group Code	Group Name	NAIC Company Code	ID Number	Federal RSSD	CIK	Name of Securities Exchange if Publicly Traded (U.S. or International)	Names of Parent, Subsidiaries Or Affiliates	Domi-ciliary Location	Relation-ship to Reporting Entity	Directly Controlled by (Name of Entity/Person)	Type of Control (Ownership, Board, Management, Attorney-in-Fact, Influence, Other)	If Control is Ownership Provide Percentage	Ultimate Controlling Entity(ies)/Person(s)	Is an SCA Filing Re-quired? (Yes/No)	*
							KKR Global Infrastructure Investors III EEA EUR (Altitude) George Town, Grand Cayman	.CYM	.NIA	ERGO Private Capital Pensionskasse GmbH	Ownership	0.400	Münchener Rückversicherung AG		
							Warburg Pincus Global Growth-E (Cayman) LP George Town, Grand Cayman	.CYM	.NIA	ERGO Private Capital Pensionskasse GmbH	Ownership	0.100	Münchener Rückversicherung AG		
							AF III Cayman AIV LP George Town, Grand Cayman	.CYM	.NIA	ERGO Private Capital Pensionskasse GmbH	Ownership	0.000	Münchener Rückversicherung AG		
							Greenspring Global Partners X-B LP Wilmington, Delaware	.NY	.NIA	ERGO Private Capital Pensionskasse GmbH	Ownership	0.000	Münchener Rückversicherung AG		
							Thoma Bravo Fund XIV LP Wilmington, Delaware	.NY	.NIA	ERGO Private Capital Pensionskasse GmbH	Ownership	0.000	Münchener Rückversicherung AG		
							Scale Venture Partners VII LP Wilmington, Delaware	.NY	.NIA	ERGO Private Capital Pensionskasse GmbH	Ownership	0.000	Münchener Rückversicherung AG		
							ARDIAN Americas Infrastructure Fund V LP Wilmington, Delaware	.NY	.NIA	ERGO Private Capital Pensionskasse GmbH	Ownership	0.100	Münchener Rückversicherung AG		
							Partners Group Direct Equity 2019 (EUR) S.C.A., SICAV-RAIF Luxembourg	.LUX	.NIA	ERGO Private Capital Pensionskasse GmbH	Ownership	0.500	Münchener Rückversicherung AG		
							ASOF HOS AIV 2 LP Wilmington, Delaware	.NY	.NIA	ERGO Private Capital Pensionskasse GmbH	Ownership	0.100	Münchener Rückversicherung AG		
							Access Capital Fund IV L.P.St. Peter Port EIG Energy Fund XIV (Cayman) L.P. George Town, Grand Cayman	.GBR	.NIA	ERGO Private Capital Pensionskasse GmbH	Ownership	0.200	Münchener Rückversicherung AG		
							Pantheon Asia Fund V L.P.St. Peter Port	.CYM	.NIA	ERGO Private Capital Pensionskasse GmbH	Ownership	0.200	Münchener Rückversicherung AG		
							Schroders Capital Private Equity Europe IV B C.V.Willemstad, Curacao	.GBR	.NIA	ERGO Private Capital Pensionskasse GmbH	Ownership	0.100	Münchener Rückversicherung AG		
							CVC European Equity Partners V (A) L.P. George Town, Grand Cayman	.ANT	.NIA	ERGO Private Capital Pensionskasse GmbH	Ownership	0.200	Münchener Rückversicherung AG		
							L.P. Wilmington, Delaware	.CYM	.NIA	ERGO Private Capital Pensionskasse GmbH	Ownership	0.000	Münchener Rückversicherung AG		
							TowerBrook Investors III, L.P. George Town, Grand Cayman	.DE	.NIA	ERGO Private Capital Pensionskasse GmbH	Ownership	0.100	Münchener Rückversicherung AG		
							EQT VIII (No.3) SCSPLuxembourg	.CYM	.NIA	ERGO Private Capital Pensionskasse GmbH	Ownership	0.000	Münchener Rückversicherung AG		
							IK IX Fund LP Feeder SCSPLuxembourg	.LUX	.NIA	ERGO Private Capital Pensionskasse GmbH	Ownership	0.900	Münchener Rückversicherung AG		
							EQT IX (No. 3) SCSPLuxembourg	.LUX	.NIA	ERGO Private Capital Pensionskasse GmbH	Ownership	0.900	Münchener Rückversicherung AG		
							Broad Street Loan Partners IV Offshore – Unlevered B, SLP Luxembourg	.LUX	.NIA	ERGO Private Capital Pensionskasse GmbH	Ownership	0.300	Münchener Rückversicherung AG		
							HPS Specialty Loan Europe Fund V SCSPLuxembourg	.LUX	.NIA	ERGO Private Capital Pensionskasse GmbH	Ownership	0.400	Münchener Rückversicherung AG		
							MIP V DIRECT EU PARTNERS SCSPLuxembourg	.LUX	.NIA	ERGO Private Capital Pensionskasse GmbH	Ownership	1.500	Münchener Rückversicherung AG		
							Macquarie European Infrastructure Fund 5 SCSPLuxembourg	.LUX	.NIA	ERGO Private Capital Pensionskasse GmbH	Ownership	1.500	Münchener Rückversicherung AG		
							KKR Asian Fund III (EEA) SCSPLuxembourg	.LUX	.NIA	ERGO Private Capital Pensionskasse GmbH	Ownership	0.100	Münchener Rückversicherung AG		
							Macquarie Super Core Infrastructure SCSPLuxembourg	.LUX	.NIA	ERGO Private Capital Pensionskasse GmbH	Ownership	0.100	Münchener Rückversicherung AG		
							KKR Global Infrastructure Investors III EEA (EUR) SCSPLuxembourg	.LUX	.NIA	ERGO Private Capital Pensionskasse GmbH	Ownership	0.100	Münchener Rückversicherung AG		
							InfraVia European Fund IV SCSPLuxembourg	.LUX	.NIA	ERGO Private Capital Pensionskasse GmbH	Ownership	0.400	Münchener Rückversicherung AG		
							CapVest Equity Partners IV SCSPLuxembourg	.LUX	.NIA	ERGO Private Capital Pensionskasse GmbH	Ownership	0.300	Münchener Rückversicherung AG		
							ICG Europe Fund VII Feeder SCSPLuxembourg	.LUX	.NIA	ERGO Private Capital Pensionskasse GmbH	Ownership	0.100	Münchener Rückversicherung AG		
							Macquarie European Infrastructure Fund 6 SCSPLuxembourg	.LUX	.NIA	ERGO Private Capital Pensionskasse GmbH	Ownership	0.100	Münchener Rückversicherung AG		
							EQT Infrastructure IV (No.2) EUR SCSPLuxembourg	.LUX	.NIA	ERGO Private Capital Pensionskasse GmbH	Ownership	0.100	Münchener Rückversicherung AG		
							North Haven Infrastructure Partners III SCSPLuxembourg	.LUX	.NIA	ERGO Private Capital Pensionskasse GmbH	Ownership	0.200	Münchener Rückversicherung AG		
							KKR Asian Fund IV SCSPLuxembourg	.LUX	.NIA	ERGO Private Capital Pensionskasse GmbH	Ownership	0.000	Münchener Rückversicherung AG		
							EQT Camera Side Car (No. 3) SCSPLuxembourg	.LUX	.NIA	ERGO Private Capital Pensionskasse GmbH	Ownership	0.000	Münchener Rückversicherung AG		

ANNUAL STATEMENT FOR THE YEAR 2021 OF THE American Modern Home Insurance Co.

SCHEDULE Y
PART 1A - DETAIL OF INSURANCE HOLDING COMPANY SYSTEM

1	2	3	4	5	6	7	8	9	10	11	12	13	14	15	16
Group Code	Group Name	NAIC Company Code	ID Number	Federal RSSD	CIK	Name of Securities Exchange if Publicly Traded (U.S. or International)	Names of Parent, Subsidiaries Or Affiliates	Domi-ciliary Location	Relation-ship to Reporting Entity	Directly Controlled by (Name of Entity/Person)	Type of Control (Ownership, Board, Management, Attorney-in-Fact, Influence, Other)	If Control is Ownership Provide Percentage	Ultimate Controlling Entity(ies)/Person(s)	Is an SCA Filing Re-quired? (Yes/No)	*
							Ares Capital Europe V (E) UnleveredLuxemburg	.LUX	NIA	ERGO Private Capital Pensionskasse GmbH	Ownership	0.000	Münchener Rückversicherung AG		
							EQT Saber Side Car (No.1) EUR SCSpLuxemburg	.LUX	NIA	ERGO Private Capital Pensionskasse GmbH	Ownership	0.000	Münchener Rückversicherung AG		
							IOG Europe Fund VIII Feeder SCSpLuxemburg	.LUX	NIA	ERGO Private Capital Pensionskasse GmbH	Ownership	0.100	Münchener Rückversicherung AG		
							Macquarie Infrastructure Partners V SCSpLuxemburg	.LUX	NIA	ERGO Private Capital Pensionskasse GmbH	Ownership	0.000	Münchener Rückversicherung AG		
							Collier International Partners VIII Luxembourg SLPLLeudelage	.LUX	NIA	ERGO Private Capital Pensionskasse GmbH	Ownership	0.100	Münchener Rückversicherung AG		
							North Haven Infrastructure German Investors, LPGeorge Town, Grand Cayman	.CYM	NIA	ERGO Private Capital Victoria Leben GmbH	Ownership	7.800	Münchener Rückversicherung AG		
							BC European Capital X - 5A LPLondon	.GBR	NIA	ERGO Private Capital Victoria Leben GmbH	Ownership	2.400	Münchener Rückversicherung AG		
							ARDIAN German Feeder Expansion Fund V S.L.P.Paris	.FRA	NIA	ERGO Private Capital Victoria Leben GmbH	Ownership	9.700	Münchener Rückversicherung AG		
							Warburg Pincus Global Growth-E (E&P)-1 LPWilmington, Delaware	.NY	NIA	ERGO Private Capital Victoria Leben GmbH	Ownership	1.200	Münchener Rückversicherung AG		
							Capital Dynamics Champion Ventures VI, LPDover, Delaware	.CA	NIA	ERGO Private Capital Victoria Leben GmbH	Ownership	1.600	Münchener Rückversicherung AG		
							HRJ Global Buy-Out III (U.S.), LPDover, Delaware	.CA	NIA	ERGO Private Capital Victoria Leben GmbH	Ownership	2.200	Münchener Rückversicherung AG		
							APEP Dachfonds GmbH & Co. KGMDnchen	.DEU	NIA	ERGO Private Capital Victoria Leben GmbH	Ownership	0.700	Münchener Rückversicherung AG		
							Schroder Adevq Europe III L.P.Wilmington, Delaware	.DE	NIA	ERGO Private Capital Victoria Leben GmbH	Ownership	1.000	Münchener Rückversicherung AG		
							Schroders Capital Private Equity US II C.V.Willemstad, Curacao	.ANT	NIA	ERGO Private Capital Victoria Leben GmbH	Ownership	0.800	Münchener Rückversicherung AG		
							ARDIAN LBO Fund VI A S.L.P.Paris	.FRA	NIA	ERGO Private Capital Victoria Leben GmbH	Ownership	0.000	Münchener Rückversicherung AG		
							A9 EUR (Feeder) L.P.St. Peter Port	.GBR	NIA	ERGO Private Capital Victoria Leben GmbH	Ownership	0.100	Münchener Rückversicherung AG		
							Greenspring Global Partners VIII L.P.George Town, Grand Cayman	.CYM	NIA	ERGO Private Capital Victoria Leben GmbH	Ownership	0.600	Münchener Rückversicherung AG		
							New Enterprise Associates 16, L.P.Wilmington, Delaware	.DE	NIA	ERGO Private Capital Victoria Leben GmbH	Ownership	0.200	Münchener Rückversicherung AG		
							Apollo Overseas Partners (Delaware AIV) IX LPGeorge Town, Grand Cayman	.CYM	NIA	ERGO Private Capital Victoria Leben GmbH	Ownership	0.100	Münchener Rückversicherung AG		
							BCEC X Holdings AIV 3 LPSt. Peter Port	.GBR	NIA	ERGO Private Capital Victoria Leben GmbH	Ownership	0.000	Münchener Rückversicherung AG		
							Siemens Global Innovation Partners I GmbH & Co. KGMDnchen	.DEU	NIA	ERGO Private Capital Victoria Leben GmbH	Ownership	1.200	Münchener Rückversicherung AG		
							PAI Europe V - 1 L.P.St. Peter Port	.GBR	NIA	ERGO Private Capital Victoria Leben GmbH	Ownership	0.100	Münchener Rückversicherung AG		
							Global Infrastructure Partners III-C2, L.P.London	.GBR	NIA	ERGO Private Capital Victoria Leben GmbH	Ownership	1.800	Münchener Rückversicherung AG		
							Crescent Mezzanine Partners VIII, L.P.Wilmington, Delaware	.DE	NIA	ERGO Private Capital Victoria Leben GmbH	Ownership	0.200	Münchener Rückversicherung AG		
							DIF Infrastructure V S.C.SLuxemburg	.LUX	NIA	ERGO Private Capital Victoria Leben GmbH	Ownership	0.300	Münchener Rückversicherung AG		
							Nordic Capital IX Beta L.P.St. Helier	.GBR	NIA	ERGO Private Capital Victoria Leben GmbH	Ownership	0.200	Münchener Rückversicherung AG		
							Triton Fund V, L.P.St. Helier	.GBR	NIA	ERGO Private Capital Victoria Leben GmbH	Ownership	0.200	Münchener Rückversicherung AG		
							ARDIAN Infrastructure Fund V B S.C.S., SICAV-RAIFLuxemburg	.LUX	NIA	ERGO Private Capital Victoria Leben GmbH	Ownership	1.300	Münchener Rückversicherung AG		
							Lindsay Goldberg V L.P.Wilmington, Delaware	.DE	NIA	ERGO Private Capital Victoria Leben GmbH	Ownership	0.300	Münchener Rückversicherung AG		
							Greenspring Global Partners IX-B L.P.Owings Mills, Maryland	.DE	NIA	ERGO Private Capital Victoria Leben GmbH	Ownership	0.600	Münchener Rückversicherung AG		
							New Enterprise Associates 17 L.P.Wilmington, Delaware	.DE	NIA	ERGO Private Capital Victoria Leben GmbH	Ownership	0.200	Münchener Rückversicherung AG		
							Global Infrastructure Partners IV - C2 L.P.Luxemburg	.LUX	NIA	ERGO Private Capital Victoria Leben GmbH	Ownership	0.400	Münchener Rückversicherung AG		
							A10 EUR Feeder L.P.St. Peter Port	.GBR	NIA	ERGO Private Capital Victoria Leben GmbH	Ownership	0.700	Münchener Rückversicherung AG		

ANNUAL STATEMENT FOR THE YEAR 2021 OF THE American Modern Home Insurance Co.

SCHEDULE Y
PART 1A - DETAIL OF INSURANCE HOLDING COMPANY SYSTEM

1	2	3	4	5	6	7	8	9	10	11	12	13	14	15	16
Group Code	Group Name	NAIC Company Code	ID Number	Federal RSSD	CIK	Name of Securities Exchange if Publicly Traded (U.S. or International)	Names of Parent, Subsidiaries Or Affiliates	Domiciliary Location	Relationship to Reporting Entity	Directly Controlled by (Name of Entity/Person)	Type of Control (Ownership, Board, Management, Attorney-in-Fact, Influence, Other)	If Control is Ownership Provide Percentage	Ultimate Controlling Entity(ies)/Person(s)	Is an SCA Filing Required? (Yes/No)	*
							Oak Hill Capital Partners V (Offshore) L.P. George Town, Grand Cayman	CYM	NIA	ERGO Private Capital Victoria Leben GmbH	Ownership	0.500	Münchener Rückversicherung AG		
							Lindsay Goldberg V AIV LP Wilmington, Delaware	DE	NIA	ERGO Private Capital Victoria Leben GmbH	Ownership	0.600	Münchener Rückversicherung AG		
							Global Infrastructure Partners - C L.P.St. Peter Port	GBR	NIA	ERGO Private Capital Victoria Leben GmbH	Ownership	0.100	Münchener Rückversicherung AG		
							Ares Corporate Opportunities Fund III L.P. Wilmington, Delaware	CA	NIA	ERGO Private Capital Victoria Leben GmbH	Ownership	0.100	Münchener Rückversicherung AG		
							Apollo Overseas Partners IX, L.P. George Town, Grand Cayman	CYM	NIA	ERGO Private Capital Victoria Leben GmbH	Ownership	0.400	Münchener Rückversicherung AG		
							Warburg Pincus Global Growth-E L.P. Wilmington, Delaware	NY	NIA	ERGO Private Capital Victoria Leben GmbH	Ownership	0.400	Münchener Rückversicherung AG		
							ARES Special Opportunities Fund L.P. Wilmington, Delaware	NY	NIA	ERGO Private Capital Victoria Leben GmbH	Ownership	0.400	Münchener Rückversicherung AG		
							Harvest Partners VIII (Parallel) L.P. Wilmington, Delaware	NY	NIA	ERGO Private Capital Victoria Leben GmbH	Ownership	0.200	Münchener Rückversicherung AG		
							DIF Infrastructure VI Feeder S.C.S. Luxemburg	LUX	NIA	ERGO Private Capital Victoria Leben GmbH	Ownership	0.800	Münchener Rückversicherung AG		
							Francisco Partners VI LP George Town, Grand Cayman	CYM	NIA	ERGO Private Capital Victoria Leben GmbH	Ownership	0.100	Münchener Rückversicherung AG		
							ACOF VI (F) Feeder LP Wilmington, Delaware	NY	NIA	ERGO Private Capital Victoria Leben GmbH	Ownership	0.300	Münchener Rückversicherung AG		
							AOP (DE) VIII (AIV-L) LP George Town, Grand Cayman	CYM	NIA	ERGO Private Capital Victoria Leben GmbH	Ownership	0.100	Münchener Rückversicherung AG		
							GIP-C AIV 2 LP St. Peter Port	GBR	NIA	ERGO Private Capital Victoria Leben GmbH	Ownership	0.100	Münchener Rückversicherung AG		
							GIP-C FinanceCo LP St. Peter Port	GBR	NIA	ERGO Private Capital Victoria Leben GmbH	Ownership	0.100	Münchener Rückversicherung AG		
							GIP-C Ports Jersey LP St. Helier	GBR	NIA	ERGO Private Capital Victoria Leben GmbH	Ownership	0.100	Münchener Rückversicherung AG		
							KKR Asian Fund III Japan AIV (EEA) LP George Town, Grand Cayman	CYM	NIA	ERGO Private Capital Victoria Leben GmbH	Ownership	0.300	Münchener Rückversicherung AG		
							KKR Asian Fund III Delaware AIV LP Wilmington, Delaware	NY	NIA	ERGO Private Capital Victoria Leben GmbH	Ownership	0.300	Münchener Rückversicherung AG		
							KKR Global Infrastructure Investors III EEA EUR (Ascent) Wilmington, Delaware	NY	NIA	ERGO Private Capital Victoria Leben GmbH	Ownership	2.600	Münchener Rückversicherung AG		
							KKR Global Infrastructure Investors III EEA EUR (Nitrogen) Wilmington, Delaware	NY	NIA	ERGO Private Capital Victoria Leben GmbH	Ownership	2.000	Münchener Rückversicherung AG		
							KKR Global Infrastructure Investors III EEA EUR (Altitude) George Town, Grand Cayman	CYM	NIA	ERGO Private Capital Victoria Leben GmbH	Ownership	2.000	Münchener Rückversicherung AG		
							Warburg Pincus Global Growth-E (Cayman) LP George Town, Grand Cayman	CYM	NIA	ERGO Private Capital Victoria Leben GmbH	Ownership	0.500	Münchener Rückversicherung AG		
							AF III Cayman AIV LP George Town, Grand Cayman	CYM	NIA	ERGO Private Capital Victoria Leben GmbH	Ownership	0.100	Münchener Rückversicherung AG		
							Greenspring Global Partners X-B LP Wilmington, Delaware	NY	NIA	ERGO Private Capital Victoria Leben GmbH	Ownership	0.200	Münchener Rückversicherung AG		
							Thoma Bravo Fund XIV LP Wilmington, Delaware	NY	NIA	ERGO Private Capital Victoria Leben GmbH	Ownership	0.000	Münchener Rückversicherung AG		
							Scale Venture Partners VII LP Wilmington, Delaware	NY	NIA	ERGO Private Capital Victoria Leben GmbH	Ownership	0.100	Münchener Rückversicherung AG		
							ARDIAN Americas Infrastructure Fund V LP Wilmington, Delaware	NY	NIA	ERGO Private Capital Victoria Leben GmbH	Ownership	0.600	Münchener Rückversicherung AG		
							ASOF HOS AIV 2 LP Wilmington, Delaware	NY	NIA	ERGO Private Capital Victoria Leben GmbH	Ownership	0.300	Münchener Rückversicherung AG		
							Access Capital Fund IV L.P. St. Peter Port	GBR	NIA	ERGO Private Capital Victoria Leben GmbH	Ownership	0.800	Münchener Rückversicherung AG		
							EIG Energy Fund XIV (Cayman) L.P. George Town, Grand Cayman	CYM	NIA	ERGO Private Capital Victoria Leben GmbH	Ownership	1.200	Münchener Rückversicherung AG		
							Pantheon Asia Fund V L.P. St. Peter Port	GBR	NIA	ERGO Private Capital Victoria Leben GmbH	Ownership	0.400	Münchener Rückversicherung AG		
							Schroders Capital Private Equity Europe IV B C.V. Willemstad, Curacao	ANT	NIA	ERGO Private Capital Victoria Leben GmbH	Ownership	0.900	Münchener Rückversicherung AG		

97-31

ANNUAL STATEMENT FOR THE YEAR 2021 OF THE American Modern Home Insurance Co.

SCHEDULE Y
PART 1A - DETAIL OF INSURANCE HOLDING COMPANY SYSTEM

1	2	3	4	5	6	7	8	9	10	11	12	13	14	15	16
Group Code	Group Name	NAIC Company Code	ID Number	Federal RSSD	CIK	Name of Securities Exchange if Publicly Traded (U.S. or International)	Names of Parent, Subsidiaries Or Affiliates	Domiciliary Location	Relationship to Reporting Entity	Directly Controlled by (Name of Entity/Person)	Type of Control (Ownership, Board, Management, Attorney-in-Fact, Influence, Other)	If Control is Ownership Provide Percentage	Ultimate Controlling Entity(ies)/Person(s)	Is an SCA Filing Required? (Yes/No)	*
							CVC European Equity Partners V (A) L.P. George Town, Grand Cayman	.CYM	.NIA	ERGO Private Capital Victoria Leben GmbH	Ownership	0.100	Münchener Rückversicherung AG		
							Greenspring Global Partners IV-B L.P. Wilmington, Delaware	.DE	.NIA	ERGO Private Capital Victoria Leben GmbH	Ownership	0.600	Münchener Rückversicherung AG		
							TowerBrook Investors III, L.P. George Town, Grand Cayman	.CYM	.NIA	ERGO Private Capital Victoria Leben GmbH	Ownership	0.100	Münchener Rückversicherung AG		
							EQT VIII (No.3) SCSPLuxemburg	.LUX	.NIA	ERGO Private Capital Victoria Leben GmbH	Ownership	4.800	Münchener Rückversicherung AG		
							IK IX Fund LP Feeder SCSPLuxemburg	.LUX	.NIA	ERGO Private Capital Victoria Leben GmbH	Ownership	4.600	Münchener Rückversicherung AG		
							EQT IX (No. 3) SCSPLuxemburg	.LUX	.NIA	ERGO Private Capital Victoria Leben GmbH	Ownership	1.600	Münchener Rückversicherung AG		
							Broad Street Loan Partners IV Offshore - Unlevered B, SLP Luxemburg	.LUX	.NIA	ERGO Private Capital Victoria Leben GmbH	Ownership	1.900	Münchener Rückversicherung AG		
							HPS Specialty Loan Europe Fund V SCSPLuxemburg	.LUX	.NIA	ERGO Private Capital Victoria Leben GmbH	Ownership	1.300	Münchener Rückversicherung AG		
							MIP V DIRECT EU PARTNERS SCSPLuxemburg	.LUX	.NIA	ERGO Private Capital Victoria Leben GmbH	Ownership	8.000	Münchener Rückversicherung AG		
							Macquarie European Infrastructure Fund 5 SCSPLuxemburg	.LUX	.NIA	ERGO Private Capital Victoria Leben GmbH	Ownership	0.700	Münchener Rückversicherung AG		
							KKR Asian Fund III (EEA) SCSPLuxemburg	.LUX	.NIA	ERGO Private Capital Victoria Leben GmbH	Ownership	0.300	Münchener Rückversicherung AG		
							Macquarie Super Core Infrastructure SCSPLuxemburg	.LUX	.NIA	ERGO Private Capital Victoria Leben GmbH	Ownership	0.300	Münchener Rückversicherung AG		
							KKR Global Infrastructure Investors III EEA (EUR) SCSPLuxemburg	.LUX	.NIA	ERGO Private Capital Victoria Leben GmbH	Ownership	2.000	Münchener Rückversicherung AG		
							InfraVia European Fund IV SCSPLuxemburg	.LUX	.NIA	ERGO Private Capital Victoria Leben GmbH	Ownership	1.700	Münchener Rückversicherung AG		
							CapVest Equity Partners IV SCSPLuxemburg	.LUX	.NIA	ERGO Private Capital Victoria Leben GmbH	Ownership	0.300	Münchener Rückversicherung AG		
							ICG Europe Fund VII Feeder SCSPLuxemburg	.LUX	.NIA	ERGO Private Capital Victoria Leben GmbH	Ownership	0.300	Münchener Rückversicherung AG		
							Macquarie European Infrastructure Fund 6 SCSPLuxemburg	.LUX	.NIA	ERGO Private Capital Victoria Leben GmbH	Ownership	0.300	Münchener Rückversicherung AG		
							EQT Infrastructure IV (No.2) EUR SCSPLuxemburg	.LUX	.NIA	ERGO Private Capital Victoria Leben GmbH	Ownership	0.800	Münchener Rückversicherung AG		
							North Haven Infrastructure Partners III SCSPLuxemburg	.LUX	.NIA	ERGO Private Capital Victoria Leben GmbH	Ownership	0.200	Münchener Rückversicherung AG		
							KKR Asian Fund IV SCSPLuxemburg	.LUX	.NIA	ERGO Private Capital Victoria Leben GmbH	Ownership	0.000	Münchener Rückversicherung AG		
							EQT Camera Side Car (No. 3) SCSPLuxemburg	.LUX	.NIA	ERGO Private Capital Victoria Leben GmbH	Ownership	0.100	Münchener Rückversicherung AG		
							Ares Capital Europe V (E) UnleveredLuxemburg	.LUX	.NIA	ERGO Private Capital Victoria Leben GmbH	Ownership	0.200	Münchener Rückversicherung AG		
							EQT Saber Side Car (No.1) EUR SCSPLuxemburg	.LUX	.NIA	ERGO Private Capital Victoria Leben GmbH	Ownership	0.200	Münchener Rückversicherung AG		
							Macquarie Infrastructure Partners V SCSPLuxemburg	.LUX	.NIA	ERGO Private Capital Victoria Leben GmbH	Ownership	0.200	Münchener Rückversicherung AG		
							Collier International Partners VIII Luxembourg SLPLEudelage	.LUX	.NIA	ERGO Private Capital Victoria Leben GmbH	Ownership	0.400	Münchener Rückversicherung AG		
							FREE MOUNTAIN SYSTEMS S.L. Madrid	.ESP	.NIA	ERGO Private Capital Vierte GmbH & Co. KG	Ownership	10.000	Münchener Rückversicherung AG		
							Infra IV-D Investments, S.C.A. Luxemburg	.LUX	.NIA	ERGO Private Capital Vierte GmbH & Co. KG	Ownership	28.600	Münchener Rückversicherung AG		
							IRIS Capital Fund II German Investors GmbH & Co. KG i.L. Düsseldorf	.DEU	.NIA	ERGO Private Capital Vierte GmbH & Co. KG	Ownership	15.700	Münchener Rückversicherung AG		
							APAX Europe VII - B, L.P. St. Peter Port	.GBR	.NIA	ERGO Private Capital Vierte GmbH & Co. KG	Ownership	0.100	Münchener Rückversicherung AG		
							DIF Infrastructure Fund V Cooperatief U.A. Schiphol	.NLD	.NIA	ERGO Private Capital Vierte GmbH & Co. KG	Ownership	0.300	Münchener Rückversicherung AG		
							DIF Core Infrastructure Fund I Cooperatief U.A. Schiphol	.NLD	.NIA	ERGO Private Capital Vierte GmbH & Co. KG	Ownership	2.200	Münchener Rückversicherung AG		
							PAI Europe V - 1 FCPRST. Peter Port	.GBR	.NIA	ERGO Private Capital Vierte GmbH & Co. KG	Ownership	0.300	Münchener Rückversicherung AG		
							Earlybird DIES Fund VII GmbH & Co. KG München	.DEU	.NIA	ERGO Private Capital Vorsorge GmbH	Ownership	1.000	Münchener Rückversicherung AG		
							Greenspring Global Partners VIII L.P. George Town, Grand Cayman	.CYM	.NIA	ERGO Private Capital Vorsorge GmbH	Ownership	0.900	Münchener Rückversicherung AG		
							REDPOINT OMEGA IV LP Wilmington, Delaware	.DE	.NIA	ERGO Private Capital Vorsorge GmbH	Ownership	0.800	Münchener Rückversicherung AG		

ANNUAL STATEMENT FOR THE YEAR 2021 OF THE American Modern Home Insurance Co.

SCHEDULE Y
PART 1A - DETAIL OF INSURANCE HOLDING COMPANY SYSTEM

1	2	3	4	5	6	7	8	9	10	11	12	13	14	15	16
Group Code	Group Name	NAIC Company Code	ID Number	Federal RSSD	CIK	Name of Securities Exchange if Publicly Traded (U.S. or International)	Names of Parent, Subsidiaries Or Affiliates	Domiciliary Location	Relationship to Reporting Entity	Directly Controlled by (Name of Entity/Person)	Type of Control (Ownership, Board, Management, Attorney-in-Fact, Influence, Other)	If Control is Ownership Provide Percentage	Ultimate Controlling Entity(ies)/Person(s)	Is an SCA Filing Required? (Yes/No)	*
							Harvest Partners IX (Parallel) LP Wilmington, Delaware	DE	NIA	ERGO Private Capital Vorsorge GmbH	Ownership	0.600	Münchener Rückversicherung AG		
							Nordic Capital IX Beta L.P.St. Helier	GBR	NIA	ERGO Private Capital Vorsorge GmbH	Ownership	0.100	Münchener Rückversicherung AG		
							A10 EUR Feeder L.P.St. Peter Port	GBR	NIA	ERGO Private Capital Vorsorge GmbH	Ownership	0.500	Münchener Rückversicherung AG		
							Warburg Pincus Global Growth-E L.P. Wilmington, Delaware	NY	NIA	ERGO Private Capital Vorsorge GmbH	Ownership	0.300	Münchener Rückversicherung AG		
							Harvest Partners VIII (Parallel) L.P. Wilmington, Delaware	NY	NIA	ERGO Private Capital Vorsorge GmbH	Ownership	0.200	Münchener Rückversicherung AG		
							Warburg Pincus Global Growth-E (Cayman) LP George Town, Grand Cayman	CYM	NIA	ERGO Private Capital Vorsorge GmbH	Ownership	0.300	Münchener Rückversicherung AG		
							Partners Group Direct Equity 2019 (EUR) S.C.A., SICAV-RAIF Luxembourg	LUX	NIA	ERGO Private Capital Vorsorge GmbH	Ownership	0.500	Münchener Rückversicherung AG		
							EQT VIII (No.3) SCSPLuxembourg	LUX	NIA	ERGO Private Capital Vorsorge GmbH	Ownership	3.600	Münchener Rückversicherung AG		
							IK IX Fund LP Feeder SCSPLuxembourg	LUX	NIA	ERGO Private Capital Vorsorge GmbH	Ownership	4.900	Münchener Rückversicherung AG		
							Broad Street Loan Partners IV Offshore - Unlevered B, SLP Luxembourg	LUX	NIA	ERGO Private Capital Vorsorge GmbH	Ownership	1.500	Münchener Rückversicherung AG		
							HPS Specialty Loan Europe Fund V SCSPLuxembourg	LUX	NIA	ERGO Private Capital Vorsorge GmbH	Ownership	0.700	Münchener Rückversicherung AG		
							Ares Capital Europe V (E) UnleveredLuxembourg	LUX	NIA	ERGO Private Capital Vorsorge GmbH	Ownership	0.100	Münchener Rückversicherung AG		
							FREE MOUNTAIN SYSTEMS S.L.Madrid	ESP	NIA	ERGO Private Capital Zweite GmbH & Co. KG	Ownership	62.000	Münchener Rückversicherung AG		
							IRIS Capital Fund II German Investors GmbH & Co. KG i.L.Düsseldorf	DEU	NIA	ERGO Private Capital Zweite GmbH & Co. KG	Ownership	70.000	Münchener Rückversicherung AG		
							APAX Europe VII - B, L.P.St. Peter Port	GBR	NIA	ERGO Private Capital Zweite GmbH & Co. KG	Ownership	0.200	Münchener Rückversicherung AG		
							Advq Europe II GmbH i. L.Frankfurt a. M.	DEU	NIA	ERGO Private Capital Zweite GmbH & Co. KG	Ownership	9.800	Münchener Rückversicherung AG		
							DIF Infrastructure Fund V Cooperatief U.A.Schiphol	NLD	NIA	ERGO Private Capital Zweite GmbH & Co. KG	Ownership	1.300	Münchener Rückversicherung AG		
							DIF Core Infrastructure Fund I Cooperatief U.A.Schiphol	NLD	NIA	ERGO Private Capital Zweite GmbH & Co. KG	Ownership	4.400	Münchener Rückversicherung AG		
							PAI Europe V - 1 FCPST. Peter Port	GBR	NIA	ERGO Private Capital Zweite GmbH & Co. KG	Ownership	1.300	Münchener Rückversicherung AG		
							Globality S.A.Munzbach	LUX	IA	ERGO Reiseversicherung AG	Ownership	100.000	Münchener Rückversicherung AG		
							Europaeiske Rejseforsikring A/SKopenhagen	DNK	IA	ERGO Reiseversicherung AG	Ownership	100.000	Münchener Rückversicherung AG		
							ERV Evropska pojist'ovna, a.s.Prag	CZE	IA	ERGO Reiseversicherung AG	Ownership	100.000	Münchener Rückversicherung AG		
							Euro-Center Holding SEPrag	CZE	NIA	ERGO Reiseversicherung AG	Ownership	83.300	Münchener Rückversicherung AG		
							JSC ERV Travel InsuranceMoskau	RUS	IA	ERGO Reiseversicherung AG	Ownership	100.000	Münchener Rückversicherung AG		
							TAS Touristik Assekuranz-Service GmbHFrankfurt a. M.	DEU	NIA	ERGO Reiseversicherung AG	Ownership	100.000	Münchener Rückversicherung AG		
							European Assistance Holding GmbHMünchen	DEU	NIA	ERGO Reiseversicherung AG	Ownership	70.000	Münchener Rückversicherung AG		
							ERV (China) Travel Service and Consulting Ltd.Beijing	CHN	NIA	ERGO Reiseversicherung AG	Ownership	100.000	Münchener Rückversicherung AG		
							Triple IP B.V. in liquidatieUtrecht	NLD	NIA	ERGO Reiseversicherung AG	Ownership	100.000	Münchener Rückversicherung AG		
							ERGO Travel Insurance Services Ltd.London	GBR	NIA	ERGO Reiseversicherung AG	Ownership	100.000	Münchener Rückversicherung AG		
							Europäische Reiseversicherungs-AktiengesellschaftWien	AUT	IA	ERGO Reiseversicherung AG	Ownership	25.000	Münchener Rückversicherung AG		
							Europai Utazasi Biztosito RtBudapest	HUN	IA	ERGO Reiseversicherung AG	Ownership	26.000	Münchener Rückversicherung AG		
							Bayern Tourismus Marketing GmbHMünchen	DEU	NIA	ERGO Reiseversicherung AG	Ownership	3.000	Münchener Rückversicherung AG		
							Deutsche Touring GmbHEschborn	DEU	NIA	ERGO Reiseversicherung AG	Ownership	17.200	Münchener Rückversicherung AG		
							Meag EurostarMünchen	DEU	NIA	ERGO Reiseversicherung AG	Ownership	100.000	Münchener Rückversicherung AG		
							MEAG EuroInvest AMünchen	DEU	NIA	ERGO Reiseversicherung AG	Ownership	0.400	Münchener Rückversicherung AG		
							iShares III - Barclays EURO Corp. Bond ex-Fin. 1-5 UCITS ETFDublin	IRL	NIA	ERGO Reiseversicherung AG	Ownership	19.800	Münchener Rückversicherung AG		
							ERGO Technology and Services S.A.Sopot	POL	NIA	ERGO Technology & Services Management AG	Ownership	100.000	Münchener Rückversicherung AG		
							D.A.S. Jogvedelmi Biztosito ReszvenytársasagBudapest	HUN	IA	ERGO Versicherung Aktiengesellschaft	Ownership	100.000	Münchener Rückversicherung AG		

ANNUAL STATEMENT FOR THE YEAR 2021 OF THE American Modern Home Insurance Co.

SCHEDULE Y
PART 1A - DETAIL OF INSURANCE HOLDING COMPANY SYSTEM

1	2	3	4	5	6	7	8	9	10	11	12	13	14	15	16
Group Code	Group Name	NAIC Company Code	ID Number	Federal RSSD	CIK	Name of Securities Exchange if Publicly Traded (U.S. or International)	Names of Parent, Subsidiaries Or Affiliates	Domiciliary Location	Relationship to Reporting Entity	Directly Controlled by (Name of Entity/Person)	Type of Control (Ownership, Board, Management, Attorney-in-Fact, Influence, Other)	If Control is Ownership Provide Percentage	Ultimate Controlling Entity(ies)/Person(s)	Is an SCA Filing Required? (Yes/No)	*
							DAS Holding N.V. Amsterdam	.NLD	NIA	ERGO Versicherung Aktiengesellschaft	Ownership	50.000	Münchener Rückversicherung AG		
							D.A.S. Rechtsschutz Aktiengesellschaft Wien	.AUT	IA	ERGO Versicherung Aktiengesellschaft	Ownership	100.000	Münchener Rückversicherung AG		
							D.A.S. Defensa del Automovilista y de Siniestros - Int. S.A. Madrid	.ESP	IA	ERGO Versicherung Aktiengesellschaft	Ownership	100.000	Münchener Rückversicherung AG		
							D.A.S. S.A. belge d'assurances de Protection JuridiqueBrüssel	.BEL	IA	ERGO Versicherung Aktiengesellschaft	Ownership	100.000	Münchener Rückversicherung AG		
							D.A.S. Towarzystwo Ubezpieczen Ochrony Prawnej S.A. Warschau	.POL	IA	ERGO Versicherung Aktiengesellschaft	Ownership	100.000	Münchener Rückversicherung AG		
							DAS UK Holdings Limited Bristol	.GBR	NIA	ERGO Versicherung Aktiengesellschaft	Ownership	100.000	Münchener Rückversicherung AG		
							LEGIAL AG München	.DEU	NIA	ERGO Versicherung Aktiengesellschaft	Ownership	100.000	Münchener Rückversicherung AG		
							DAS Legal Expenses Insurance Co., Ltd. Seoul	.KOR	IA	ERGO Versicherung Aktiengesellschaft	Ownership	100.000	Münchener Rückversicherung AG		
							KA Köln. Assekuranz Agentur GmbH Köln	.DEU	NIA	ERGO Versicherung Aktiengesellschaft	Ownership	100.000	Münchener Rückversicherung AG		
							welivit Solarfonds GmbH & Co. KG Düsseldorf	.DEU	NIA	ERGO Versicherung Aktiengesellschaft	Ownership	25.000	Münchener Rückversicherung AG		
							ERGO Private Capital Komposit GmbH & Co. KG Düsseldorf	.DEU	NIA	ERGO Versicherung Aktiengesellschaft	Ownership	100.000	Münchener Rückversicherung AG		
							Victoria Vierter Bauabschnitt GmbH & Co. KG Düsseldorf	.DEU	NIA	ERGO Versicherung Aktiengesellschaft	Ownership	4.900	Münchener Rückversicherung AG		
							ERGO Private Capital Vierte GmbH & Co. KG Düsseldorf	.DEU	NIA	ERGO Versicherung Aktiengesellschaft	Ownership	100.000	Münchener Rückversicherung AG		
							ERGO Grundstücksverwaltung GbRDüsseldorf	.DEU	NIA	ERGO Versicherung Aktiengesellschaft	Ownership	60.000	Münchener Rückversicherung AG		
							Merkur Grundstücks- und Beteiligungs-Gesellschaft mbHDüsseldorf	.DEU	NIA	ERGO Versicherung Aktiengesellschaft	Ownership	100.000	Münchener Rückversicherung AG		
							VHDK Beteiligungsgesellschaft mbHDüsseldorf	.DEU	NIA	ERGO Versicherung Aktiengesellschaft	Ownership	20.000	Münchener Rückversicherung AG		
							THEC 2019 Zrt. v.a. Budapest	.HUN	NIA	ERGO Versicherung Aktiengesellschaft	Ownership	11.200	Münchener Rückversicherung AG		
							ERGO ASIGURARI DE VIATA S.A. Bukarest	.ROU	IA	ERGO Versicherung Aktiengesellschaft	Ownership	0.000	Münchener Rückversicherung AG		
							Renaissance Hotel Realbesitz GmbH Wien	.AUT	NIA	ERGO Versicherung Aktiengesellschaft	Ownership	60.000	Münchener Rückversicherung AG		
							ERGO ASIGURARI S.A. Bukarest	.ROU	IA	ERGO Versicherung Aktiengesellschaft	Ownership	0.000	Münchener Rückversicherung AG		
							ERGO UK SPECIALTY LIMITED London	.GBR	NIA	ERGO Versicherung Aktiengesellschaft	Ownership	100.000	Münchener Rückversicherung AG		
							ERGO Infrastructure Investment Komposit GmbH Düsseldorf	.DEU	NIA	ERGO Versicherung Aktiengesellschaft	Ownership	100.000	Münchener Rückversicherung AG		
							Stichting Aandelen Beheer D.A.S. Holding Amsterdam	.NLD	NIA	ERGO Versicherung Aktiengesellschaft	Ownership	100.000	Münchener Rückversicherung AG		
							ERGO Vorsorgemanagement GmbH Wien	.AUT	NIA	ERGO Versicherung Aktiengesellschaft	Ownership	100.000	Münchener Rückversicherung AG		
							Wohnungsgesellschaft Brela mbHHamburg	.DEU	NIA	ERGO Versicherung Aktiengesellschaft	Ownership	100.000	Münchener Rückversicherung AG		
							Victoria Vierter Bauabschnitt Management GmbH Düsseldorf	.DEU	NIA	ERGO Versicherung Aktiengesellschaft	Ownership	100.000	Münchener Rückversicherung AG		
							JRP Insurance Management Limited London	.GBR	NIA	ERGO Versicherung Aktiengesellschaft	Ownership	100.000	Münchener Rückversicherung AG		
							VV-Consulting Ges. f. Risiko., Vorsorgeb., Vers. Verm. GmbH Wien	.AUT	NIA	ERGO Versicherung Aktiengesellschaft	Ownership	100.000	Münchener Rückversicherung AG		
							Care4Business Versicherungsdienst GmbH Wien	.AUT	NIA	ERGO Versicherung Aktiengesellschaft	Ownership	100.000	Münchener Rückversicherung AG		
							MEAG INSTITUTIONAL FUND S.C.S. SICAV-RAIF - Infra Debt IILuxemburg	.LUX	NIA	ERGO Versicherung Aktiengesellschaft	Ownership	4.000	Münchener Rückversicherung AG		
							D.A.S. Difesa Automobilistica Sinistri S.p.A. di Assicuraz. Verona	.ITA	IA	ERGO Versicherung Aktiengesellschaft	Ownership	50.000	Münchener Rückversicherung AG		
							Taishan Property & Casualty Insurance Co. Ltd. Jinan, Shandong Province	.CHN	IA	ERGO Versicherung Aktiengesellschaft	Ownership	24.900	Münchener Rückversicherung AG		
							carexpert Kfz-Sachverständigen GmbH Walluf	.DEU	NIA	ERGO Versicherung Aktiengesellschaft	Ownership	25.000	Münchener Rückversicherung AG		
							Teko - Technisches Kontor für Versicherungen GmbH Düsseldorf	.DEU	NIA	ERGO Versicherung Aktiengesellschaft	Ownership	30.000	Münchener Rückversicherung AG		
							Nürnberg. Beteiligungs AG Nürnberg	.DEU	NIA	ERGO Versicherung Aktiengesellschaft	Ownership	0.900	Münchener Rückversicherung AG		
							CUSTOM MARKETS QIAIF PLC (The HEIM Fund) Dublin	.IRL	NIA	ERGO Versicherung Aktiengesellschaft	Ownership	100.000	Münchener Rückversicherung AG		
							CUSTOM MARKETS QIAIF PLC (The HEIM 2020 Fund) Dublin	.IRL	NIA	ERGO Versicherung Aktiengesellschaft	Ownership	100.000	Münchener Rückversicherung AG		

ANNUAL STATEMENT FOR THE YEAR 2021 OF THE American Modern Home Insurance Co.

SCHEDULE Y
PART 1A - DETAIL OF INSURANCE HOLDING COMPANY SYSTEM

1	2	3	4	5	6	7	8	9	10	11	12	13	14	15	16
Group Code	Group Name	NAIC Company Code	ID Number	Federal RSSD	CIK	Name of Securities Exchange if Publicly Traded (U.S. or International)	Names of Parent, Subsidiaries Or Affiliates	Domi-ciliary Location	Relation-ship to Reporting Entity	Directly Controlled by (Name of Entity/Person)	Type of Control (Ownership, Board, Management, Attorney-in-Fact, Influence, Other)	If Control is Ownership Provide Percentage	Ultimate Controlling Entity(ies)/Person(s)	Is an SCA Filing Re-quired? (Yes/No)	*
							GDV Dienstleistungs-GmbHHamburg	.DEU	NIA	ERGO Versicherung Aktiengesellschaft	Ownership	1.700	Münchener Rückversicherung AG		
							TopReport Schadenbesichtigungs GmbHWien	.AUT	NIA	ERGO Versicherung Aktiengesellschaft	Ownership	12.500	Münchener Rückversicherung AG		
							PFG Holding GmbHWien	.AUT	NIA	ERGO Versicherung Aktiengesellschaft	Ownership	10.800	Münchener Rückversicherung AG		
							Center Hotelbetriebs GmbH i.L.Wien	.AUT	NIA	ERGO Versicherung Aktiengesellschaft	Ownership	10.000	Münchener Rückversicherung AG		
							PfG Liegenschaftsbewirtschaftungs GmbHWien	.AUT	NIA	ERGO Versicherung Aktiengesellschaft	Ownership	9.300	Münchener Rückversicherung AG		
							MEAG VLAMünchen	.DEU	NIA	ERGO Versicherung Aktiengesellschaft	Ownership	100.000	Münchener Rückversicherung AG		
							MEAG Kapital 2München	.DEU	NIA	ERGO Versicherung Aktiengesellschaft	Ownership	100.000	Münchener Rückversicherung AG		
							MEAG Vidas Rent 3München	.DEU	NIA	ERGO Versicherung Aktiengesellschaft	Ownership	100.000	Münchener Rückversicherung AG		
							MEAG HM Sach Rent 1München	.DEU	NIA	ERGO Versicherung Aktiengesellschaft	Ownership	100.000	Münchener Rückversicherung AG		
							MEAG Multi Sach 1München	.DEU	NIA	ERGO Versicherung Aktiengesellschaft	Ownership	100.000	Münchener Rückversicherung AG		
							MEAG REVOMünchen	.DEU	NIA	ERGO Versicherung Aktiengesellschaft	Ownership	100.000	Münchener Rückversicherung AG		
							MEAG ESUS 1München	.DEU	NIA	ERGO Versicherung Aktiengesellschaft	Ownership	100.000	Münchener Rückversicherung AG		
							MEAG European Prime OpportunitiesMünchen	.DEU	NIA	ERGO Versicherung Aktiengesellschaft	Ownership	4.400	Münchener Rückversicherung AG		
							Europroperty FondsMünchen	.DEU	NIA	ERGO Versicherung Aktiengesellschaft	Ownership	2.100	Münchener Rückversicherung AG		
							MEAG EuroInvest AMünchen	.DEU	NIA	ERGO Versicherung Aktiengesellschaft	Ownership	5.600	Münchener Rückversicherung AG		
							MEAG ProInvest A+IMünchen	.DEU	NIA	ERGO Versicherung Aktiengesellschaft	Ownership	2.900	Münchener Rückversicherung AG		
							MEAG NACHHALTIGKEIT A+IMünchen	.DEU	NIA	ERGO Versicherung Aktiengesellschaft	Ownership	4.000	Münchener Rückversicherung AG		
							MEAG EuroBalance A+BMünchen	.DEU	NIA	ERGO Versicherung Aktiengesellschaft	Ownership	3.700	Münchener Rückversicherung AG		
							ERGO-FESCO Broker Company LimitedBeijing	.CHN	NIA	ERGO Versicherungs- und Finanzierungs- Vermittlung GmbH	Ownership	33.000	Münchener Rückversicherung AG		
							MEAG FAIRRETURN (A+I Tranche)München	.DEU	NIA	ERGO Vida Seguros y Reaseguros S.A.	Ownership	0.700	Münchener Rückversicherung AG		
							VHDK Beteiligungsgesellschaft mbHDüsseldorf	.DEU	NIA	ERGO Vorsorge Lebensversicherung AG	Ownership	10.000	Münchener Rückversicherung AG		
							ERGO Private Capital Vorsorge GmbHDüsseldorf	.DEU	NIA	ERGO Vorsorge Lebensversicherung AG	Ownership	100.000	Münchener Rückversicherung AG		
							Solarpark Fusion 3 GmbHDüsseldorf	.DEU	NIA	ERGO Vorsorge Lebensversicherung AG	Ownership	100.000	Münchener Rückversicherung AG		
							use Solarpark Spanien 1 GmbH & Co. KGDüsseldorf	.DEU	NIA	ERGO Vorsorge Lebensversicherung AG	Ownership	10.000	Münchener Rückversicherung AG		
							RP VILbeter Fondsgesellschaft mbH i. L. Frankfurt a. M.	.DEU	NIA	ERGO Vorsorge Lebensversicherung AG	Ownership	10.000	Münchener Rückversicherung AG		
							Protektor Lebensversicherungs-AGBerlin	.DEU	NIA	ERGO Vorsorge Lebensversicherung AG	Ownership	0.500	Münchener Rückversicherung AG		
							MEAG EDL CURRYGOVIMünchen	.DEU	NIA	ERGO Vorsorge Lebensversicherung AG	Ownership	100.000	Münchener Rückversicherung AG		
							MEAG FlexConcept - BasisLuxemburg	.LUX	NIA	ERGO Vorsorge Lebensversicherung AG	Ownership	100.000	Münchener Rückversicherung AG		
							MEAG FlexConcept - WachstumLuxemburg	.LUX	NIA	ERGO Vorsorge Lebensversicherung AG	Ownership	58.300	Münchener Rückversicherung AG		
							MEAG European Prime OpportunitiesMünchen	.DEU	NIA	ERGO Vorsorge Lebensversicherung AG	Ownership	9.900	Münchener Rückversicherung AG		
							MEAG VISIONMünchen	.DEU	NIA	ERGO Vorsorge Lebensversicherung AG	Ownership	100.000	Münchener Rückversicherung AG		
							MEAG GSSMünchen	.DEU	NIA	ERGO Vorsorge Lebensversicherung AG	Ownership	1.400	Münchener Rückversicherung AG		
							MEAG SuperStores 11München	.DEU	NIA	ERGO Vorsorge Lebensversicherung AG	Ownership	11.900	Münchener Rückversicherung AG		
							MEAG EuroInvest AMünchen	.DEU	NIA	ERGO Vorsorge Lebensversicherung AG	Ownership	0.000	Münchener Rückversicherung AG		
							MEAG ProInvest A+IMünchen	.DEU	NIA	ERGO Vorsorge Lebensversicherung AG	Ownership	0.000	Münchener Rückversicherung AG		
							MEAG EuroFlexMünchen	.DEU	NIA	ERGO Vorsorge Lebensversicherung AG	Ownership	0.000	Münchener Rückversicherung AG		
							MEAG Dividende (A+I Tranche)München	.DEU	NIA	ERGO Vorsorge Lebensversicherung AG	Ownership	0.000	Münchener Rückversicherung AG		
							MEAG NACHHALTIGKEIT A+IMünchen	.DEU	NIA	ERGO Vorsorge Lebensversicherung AG	Ownership	0.000	Münchener Rückversicherung AG		
							MEAG EuroRent A+IMünchen	.DEU	NIA	ERGO Vorsorge Lebensversicherung AG	Ownership	0.000	Münchener Rückversicherung AG		
							MEAG EUROERTRAG (A+I Tranche)München	.DEU	NIA	ERGO Vorsorge Lebensversicherung AG	Ownership	0.000	Münchener Rückversicherung AG		
							MEAG FAIRRETURN (A+I Tranche)München	.DEU	NIA	ERGO Vorsorge Lebensversicherung AG	Ownership	0.000	Münchener Rückversicherung AG		
							ERGO Vermögensmanagement Flexibel AMünchen	.DEU	NIA	ERGO Vorsorge Lebensversicherung AG	Ownership	0.000	Münchener Rückversicherung AG		
							ERGO Vermögensmanagement Robust AMünchen	.DEU	NIA	ERGO Vorsorge Lebensversicherung AG	Ownership	0.000	Münchener Rückversicherung AG		
							ERGO Vermögensmanagement Ausgewogen AMünchen	.DEU	NIA	ERGO Vorsorge Lebensversicherung AG	Ownership	0.000	Münchener Rückversicherung AG		
							MEAG EuroBalance A+BMünchen	.DEU	NIA	ERGO Vorsorge Lebensversicherung AG	Ownership	0.000	Münchener Rückversicherung AG		
							MEAG EuroKapitalMünchen	.DEU	NIA	ERGO Vorsorge Lebensversicherung AG	Ownership	0.000	Münchener Rückversicherung AG		
							MEAG GlobalBalance DFIMünchen	.DEU	NIA	ERGO Vorsorge Lebensversicherung AG	Ownership	0.000	Münchener Rückversicherung AG		
							MEAG GlobalChance DFIMünchen	.DEU	NIA	ERGO Vorsorge Lebensversicherung AG	Ownership	0.000	Münchener Rückversicherung AG		
							European Assistance Holding GmbHMünchen	.DEU	NIA	ERV Evropska pojištna, a.s.	Ownership	10.000	Münchener Rückversicherung AG		

ANNUAL STATEMENT FOR THE YEAR 2021 OF THE American Modern Home Insurance Co.

SCHEDULE Y
PART 1A - DETAIL OF INSURANCE HOLDING COMPANY SYSTEM

1	2	3	4	5	6	7	8	9	10	11	12	13	14	15	16
Group Code	Group Name	NAIC Company Code	ID Number	Federal RSSD	CIK	Name of Securities Exchange if Publicly Traded (U.S. or International)	Names of Parent, Subsidiaries Or Affiliates	Domi-ciliary Loca-tion	Relation-ship to Reporting Entity	Directly Controlled by (Name of Entity/Person)	Type of Control (Ownership, Board, Management, Attorney-in-Fact, Influence, Other)	If Control is Ownership Provide Percentage	Ultimate Controlling Entity(ies)/Person(s)	Is an SCA Filing Re-quired? (Yes/No)	*
							Etics ITP, s.r.o.Prag	.CZE	NIA	ERV Evropska pojist'ovna, a.s.	Ownership	100.000	München Rückversicherung AG		
							Euro-Center Prague, s.r.o.Prag	.CZE	NIA	Euro-Center Holding SE	Ownership	100.000	München Rückversicherung AG		
							Euro-Center LtdaSao Paulo	.BRA	NIA	Euro-Center Holding SE	Ownership	100.000	München Rückversicherung AG		
							Euro-Center (Thailand) Co., Ltd.Bangkok	.THA	NIA	Euro-Center Holding SE	Ownership	100.000	München Rückversicherung AG		
							EUROCENTER S.A.Palma de Mallorca	.ESP	NIA	Euro-Center Holding SE	Ownership	100.000	München Rückversicherung AG		
							Euro-Center (Cyprus) Ltd.Larnaca	.CYP	NIA	Euro-Center Holding SE	Ownership	100.000	München Rückversicherung AG		
							EURO-CENTER YEREL YARDIM HIZMETLERI Ltd. Sti.Istanbul	.TUR	NIA	Euro-Center Holding SE	Ownership	100.000	München Rückversicherung AG		
							Euro-Center USA, Inc.New York City, New York	.NY	NIA	Euro-Center Holding SE	Ownership	100.000	München Rückversicherung AG		
							Euro-Center Sydney Pty Ltd.Sydney	.AUS	NIA	Euro-Center Holding SE	Ownership	100.000	München Rückversicherung AG		
							Euro-Center Cape Town (Pty) LtdKapstadt	.ZAF	NIA	Euro-Center Holding SE	Ownership	100.000	München Rückversicherung AG		
							Euro-Center Holding North Asia (HK) Pte. Ltd.Hong Kong	.HKG	NIA	Euro-Center Holding SE	Ownership	100.000	München Rückversicherung AG		
							European Assistance Holding GmbHMünchen	.DEU	NIA	Europäische Rejseforsikring A/S	Ownership	20.000	München Rückversicherung AG		
							11658573 Canada Inc.Vancouver, British Columbia	.CAN	NIA	GHGH Holdings Inc.	Ownership	100.000	München Rückversicherung AG		
							1202801 B.C. Ltd.Vancouver, British Columbia	.CAN	NIA	GHGH Holdings Inc.	Ownership	100.000	München Rückversicherung AG		
							Great Lakes (Gibraltar) PlcGibraltar	.GIB	NIA	Great Lakes Insurance SE	Ownership	100.000	München Rückversicherung AG		
							GREAT LAKES SERVICES UK LIMITEDLondon	.GBR	NIA	Great Lakes Insurance SE	Ownership	100.000	München Rückversicherung AG		
							GroupHEALTH Investments Inc.Vancouver, British Columbia	.CAN	NIA	GroupHEALTH Global Benefit Systems Inc.	Ownership	99.900	München Rückversicherung AG		
							Manion Wilkins & Associates Ltd.Toronto, Ontario	.CAN	NIA	GroupHEALTH Investments Inc.	Ownership	64.700	München Rückversicherung AG		
							DMI Disability Management Institute Inc.Vancouver, British Columbia	.CAN	NIA	GroupHEALTH Investments Inc.	Ownership	50.000	München Rückversicherung AG		
							Talon Benefits Consulting Group Ltd.Vancouver, British Columbia	.CAN	NIA	GroupHealth Northern Partners Inc.	Ownership	100.000	München Rückversicherung AG		
							Canadian Western Group Benefits & Pensions Inc.Vancouver, British Columbia	.CAN	NIA	GroupHealth Northern Partners Inc.	Ownership	100.000	München Rückversicherung AG		
							PBS Benefits CorporationVancouver, British Columbia	.CAN	NIA	GroupHealth Northern Partners Inc.	Ownership	100.000	München Rückversicherung AG		
							GroupSource Limited PartnershipCalgary, Alberta	.CAN	NIA	GroupSource GP Inc.	Other	0.000	München Rückversicherung AG		
							IK Einkauf Objektmanagement GmbHDüsseldorf	.DEU	NIA	IDEENKAPITAL GmbH	Ownership	6.000	München Rückversicherung AG		
							IDEENKAPITAL Financial Service GmbH i. L.Düsseldorf	.DEU	NIA	IDEENKAPITAL GmbH	Ownership	100.000	München Rückversicherung AG		
							IDEENKAPITAL Media Finance GmbHDüsseldorf	.DEU	NIA	IDEENKAPITAL GmbH	Ownership	100.000	München Rückversicherung AG		
							IDEENKAPITAL Financial Engineering GmbHDüsseldorf	.DEU	NIA	IDEENKAPITAL GmbH	Ownership	100.000	München Rückversicherung AG		
							IK Premium Fonds zwei GmbH & Co. KGDüsseldorf	.DEU	NIA	IDEENKAPITAL GmbH	Ownership	100.000	München Rückversicherung AG		
							IK Premium Fonds GmbH & Co. KGDüsseldorf	.DEU	NIA	IDEENKAPITAL GmbH	Ownership	100.000	München Rückversicherung AG		
							IK FE Fonds Management GmbHDüsseldorf	.DEU	NIA	IDEENKAPITAL GmbH	Ownership	100.000	München Rückversicherung AG		
							IDEENKAPITAL Investment GmbHDüsseldorf	.DEU	NIA	IDEENKAPITAL GmbH	Ownership	100.000	München Rückversicherung AG		
							IK Komp GmbHDüsseldorf	.DEU	NIA	IDEENKAPITAL GmbH	Ownership	100.000	München Rückversicherung AG		
							Ideenkapital Fonds Treuhand GmbHDüsseldorf	.DEU	NIA	IDEENKAPITAL Investment GmbH	Ownership	100.000	München Rückversicherung AG		
							Ideenkapital erste Investoren Service GmbHDüsseldorf	.DEU	NIA	IDEENKAPITAL Investment GmbH	Ownership	100.000	München Rückversicherung AG		
							Ideenkapital MediaTreuhand GmbHDüsseldorf	.DEU	NIA	IDEENKAPITAL Investment GmbH	Ownership	100.000	München Rückversicherung AG		
							IK Property Treuhand GmbHDüsseldorf	.DEU	NIA	IDEENKAPITAL Investment GmbH	Ownership	100.000	München Rückversicherung AG		
							IDEENKAPITAL Schiffsfonds Treuhand GmbHDüsseldorf	.DEU	NIA	IDEENKAPITAL Investment GmbH	Ownership	100.000	München Rückversicherung AG		

ANNUAL STATEMENT FOR THE YEAR 2021 OF THE American Modern Home Insurance Co.

SCHEDULE Y
PART 1A - DETAIL OF INSURANCE HOLDING COMPANY SYSTEM

1	2	3	4	5	6	7	8	9	10	11	12	13	14	15	16
Group Code	Group Name	NAIC Company Code	ID Number	Federal RSSD	CIK	Name of Securities Exchange if Publicly Traded (U.S. or International)	Names of Parent, Subsidiaries Or Affiliates	Domiciliary Location	Relationship to Reporting Entity	Directly Controlled by (Name of Entity/Person)	Type of Control (Ownership, Board, Management, Attorney-in-Fact, Influence, Other)	If Control is Ownership Provide Percentage	Ultimate Controlling Entity(ies)/Person(s)	Is an SCA Filing Required? (Yes/No)	*
							IDEENKAPITAL PRORENDITA EINS Treuhandgesellschaft mbHDüsseldorf	DEU	NIA	IDEENKAPITAL Investment GmbH	Ownership	100.000	Münchener Rückversicherung AG		
							PLATINIA Verwaltungs-GmbH i. L. München	DEU	NIA	IDEENKAPITAL Media Finance GmbH	Ownership	100.000	Münchener Rückversicherung AG		
							Mediastream Film GmbH i. L. Grünwald	DEU	NIA	IDEENKAPITAL Media Finance GmbH	Ownership	100.000	Münchener Rückversicherung AG		
							Mediastream Zweite Film GmbH i. L. Grünwald	DEU	NIA	IDEENKAPITAL Media Finance GmbH	Ownership	100.000	Münchener Rückversicherung AG		
							Mediastream Consulting GmbH i. L. Grünwald	DEU	NIA	IDEENKAPITAL Media Finance GmbH	Ownership	100.000	Münchener Rückversicherung AG		
							Mediastream Film GmbH & Co. Productions KG i. L. Grünwald	DEU	NIA	Ideenkapital MediaTreuhand GmbH	Ownership	19.100	Münchener Rückversicherung AG		
							Mediastream Zweite Film GmbH & Co. Productions KG i. L. Grünwald	DEU	NIA	Ideenkapital MediaTreuhand GmbH	Ownership	0.000	Münchener Rückversicherung AG		
							Hines Pan-European Core Fund FCP-FISLuxemburg	LUX	NIA	IDEENKAPITAL Metropolen Europa GmbH & Co. KG	Ownership	4.400	Münchener Rückversicherung AG		
							IDEENKAPITAL Metropolen Europa GmbH & Co. KG Düsseldorf	DEU	NIA	Verwaltungsgesellschaft mbH	Other	0.000	Münchener Rückversicherung AG		
							PRORENDITA FÜNF GmbH & Co. KG Düsseldorf	DEU	NIA	IDEENKAPITAL PRORENDITA EINS Treuhandgesellschaft mbH	Ownership	0.000	Münchener Rückversicherung AG		
							PRORENDITA VIER GmbH & Co. KG Düsseldorf	DEU	NIA	IDEENKAPITAL PRORENDITA EINS Treuhandgesellschaft mbH	Ownership	0.000	Münchener Rückversicherung AG		
							PRORENDITA DREI GmbH & Co. KG Düsseldorf	DEU	NIA	IDEENKAPITAL PRORENDITA EINS Treuhandgesellschaft mbH	Ownership	0.000	Münchener Rückversicherung AG		
							IK Einkauf Objekt Eins GmbH & Co. KG Düsseldorf	DEU	NIA	IK Einkauf Objektmanagement GmbH	Ownership	6.000	Münchener Rückversicherung AG		
							IK Einkauf Objekt Eins GmbH & Co. KG Düsseldorf	DEU	NIA	IK Einkauf Objektverwaltungsgesellschaft mbH	Other	0.000	Münchener Rückversicherung AG		
							IK Einkauf Objektmanagement GmbH Düsseldorf	DEU	NIA	IK Einkaufsmärkte Deutschland GmbH & Co. KG	Ownership	94.000	Münchener Rückversicherung AG		
							IK Einkauf Objekt Eins GmbH & Co. KG Düsseldorf	DEU	NIA	IK Einkaufsmärkte Deutschland GmbH & Co. KG	Ownership	94.000	Münchener Rückversicherung AG		
							IK Einkaufsmärkte Deutschland GmbH & Co. KG Düsseldorf	DEU	NIA	IK Einkaufsmärkte Deutschland Verwaltungsgesellschaft mbH	Other	0.000	Münchener Rückversicherung AG		
							IDEENKAPITAL Metropolen Europa GmbH & Co. KG Düsseldorf	DEU	NIA	IK FE Fonds Management GmbH	Ownership	0.000	Münchener Rückversicherung AG		
							K & P Pflegezentrum Uelzen IMMAC Renditefonds GmbH & Co. KG Düsseldorf	DEU	NIA	IK FE Fonds Management GmbH	Ownership	0.000	Münchener Rückversicherung AG		
							IK Einkaufsmärkte Deutschland GmbH & Co. KG Düsseldorf	DEU	NIA	IK FE Fonds Management GmbH	Ownership	0.000	Münchener Rückversicherung AG		
							IK Objekt Bensheim Immobilienfonds GmbH & Co. KG Düsseldorf	DEU	NIA	IK FE Fonds Management GmbH	Ownership	0.100	Münchener Rückversicherung AG		
							K & P Obj. München Hüfelandstr Immo-Fonds GmbH & Co. KG i. L. Düsseldorf	DEU	NIA	IK FE Fonds Management GmbH	Ownership	0.000	Münchener Rückversicherung AG		
							IK Premium Fonds zwei GmbH & Co. KG Düsseldorf	DEU	NIA	IK Komp GmbH	Other	0.000	Münchener Rückversicherung AG		
							IK Premium Fonds GmbH & Co. KG Düsseldorf	DEU	NIA	IK Komp GmbH	Other	0.000	Münchener Rückversicherung AG		
							IK Property Eins Verwaltungsgesellschaft mbH i. L. Düsseldorf	DEU	NIA	IK Komp GmbH	Ownership	100.000	Münchener Rückversicherung AG		
							US PROPERTIES VA Verwaltungs-GmbH i. L. Düsseldorf	DEU	NIA	IK Komp GmbH	Ownership	100.000	Münchener Rückversicherung AG		
							PRORENDITA FÜNF Verwaltungsgesellschaft mbHDüsseldorf	DEU	NIA	IK Komp GmbH	Ownership	100.000	Münchener Rückversicherung AG		
							IDEENKAPITAL Metropolen Europa Verwaltungsgesellschaft mbHDüsseldorf	DEU	NIA	IK Komp GmbH	Ownership	100.000	Münchener Rückversicherung AG		
							IK Pflegezentrum Uelzen Verwaltungs-GmbH Düsseldorf	DEU	NIA	IK Komp GmbH	Ownership	100.000	Münchener Rückversicherung AG		

ANNUAL STATEMENT FOR THE YEAR 2021 OF THE American Modern Home Insurance Co.

SCHEDULE Y
PART 1A - DETAIL OF INSURANCE HOLDING COMPANY SYSTEM

1	2	3	4	5	6	7	8	9	10	11	12	13	14	15	16
Group Code	Group Name	NAIC Company Code	ID Number	Federal RSSD	CIK	Name of Securities Exchange if Publicly Traded (U.S. or International)	Names of Parent, Subsidiaries Or Affiliates	Domiciliary Location	Relationship to Reporting Entity	Directly Controlled by (Name of Entity/Person)	Type of Control (Ownership, Board, Management, Attorney-in-Fact, Influence, Other)	If Control is Ownership Provide Percentage	Ultimate Controlling Entity(ies)/Person(s)	Is an SCA Filing Required? (Yes/No)	*
							IK Einkauf Objektverwaltungsgesellschaft mbHDüsseldorf	.DEU	NIA	IK Komp GmbH	Ownership	100.000	Münchener Rückversicherung AG		
							K & P Objekt München Hufelandstraße GmbH i. L. Düsseldorf	.DEU	NIA	IK Komp GmbH	Ownership	100.000	Münchener Rückversicherung AG		
							IK Objekt Bensheim GmbH Düsseldorf	.DEU	NIA	IK Komp GmbH	Ownership	100.000	Münchener Rückversicherung AG		
							PORT Schiffsverwaltungsgesellschaft mbH i. L. Bramstedt	.DEU	NIA	IK Komp GmbH	Ownership	100.000	Münchener Rückversicherung AG		
							PRORENDITA VIER Verwaltungsgesellschaft mbHDüsseldorf	.DEU	NIA	IK Komp GmbH	Ownership	100.000	Münchener Rückversicherung AG		
							PRORENDITA EINS Verwaltungsgesellschaft mbH i. L. Düsseldorf	.DEU	NIA	IK Komp GmbH	Ownership	100.000	Münchener Rückversicherung AG		
							PRORENDITA ZWEI Verwaltungsgesellschaft mbH i. L. Düsseldorf	.DEU	NIA	IK Komp GmbH	Ownership	100.000	Münchener Rückversicherung AG		
							PRORENDITA DREI Verwaltungsgesellschaft mbHDüsseldorf	.DEU	NIA	IK Komp GmbH	Ownership	100.000	Münchener Rückversicherung AG		
							IK Einkaufsmärkte Deutschland Verwaltungsgesellschaft mbHDüsseldorf	.DEU	NIA	IK Komp GmbH	Ownership	100.000	Münchener Rückversicherung AG		
							IK Objekt Bensheim Immobilienfonds GmbH & Co. KG Düsseldorf	.DEU	NIA	IK Objekt Bensheim GmbH	Other	0.000	Münchener Rückversicherung AG		
							K & P Pflegezentrum Uelzen IMMAC Renditefonds GmbH & Co. KG Düsseldorf	.DEU	NIA	IK Pflegezentrum Uelzen Verwaltungs-GmbH	Other	0.000	Münchener Rückversicherung AG		
							IDEENKAPITAL Metropolen Europa GmbH & Co. KG Düsseldorf	.DEU	NIA	IK Premium Fonds GmbH & Co. KG	Ownership	72.300	Münchener Rückversicherung AG		
							IKFE Properties I AG Zürich	.CHE	NIA	IK Premium Fonds GmbH & Co. KG	Ownership	64.400	Münchener Rückversicherung AG		
							K & P Pflegezentrum Uelzen IMMAC Renditefonds GmbH & Co. KG Düsseldorf	.DEU	NIA	IK Premium Fonds GmbH & Co. KG	Ownership	85.600	Münchener Rückversicherung AG		
							IK Einkaufsmärkte Deutschland GmbH & Co. KG Düsseldorf	.DEU	NIA	IK Premium Fonds GmbH & Co. KG	Ownership	52.000	Münchener Rückversicherung AG		
							IK Objekt Bensheim Immobilienfonds GmbH & Co. KG Düsseldorf	.DEU	NIA	IK Premium Fonds GmbH & Co. KG	Ownership	16.200	Münchener Rückversicherung AG		
							PLATINIA world wide equity Erste Bet.-GmbH & Co. KG i. L. Grünwald	.DEU	NIA	IK Premium Fonds GmbH & Co. KG	Ownership	0.400	Münchener Rückversicherung AG		
							PRORENDITA FÜNF GmbH & Co. KG Düsseldorf	.DEU	NIA	IK Premium Fonds zwei GmbH & Co. KG	Ownership	0.000	Münchener Rückversicherung AG		
							PRORENDITA DREI GmbH & Co. KG Düsseldorf	.DEU	NIA	IK Premium Fonds zwei GmbH & Co. KG	Ownership	0.000	Münchener Rückversicherung AG		
							IDEENKAPITAL Metropolen Europa GmbH & Co. KG Düsseldorf	.DEU	NIA	IK Property Treuhand GmbH	Ownership	0.000	Münchener Rückversicherung AG		
							IK Einkaufsmärkte Deutschland GmbH & Co. KG Düsseldorf	.DEU	NIA	IK Property Treuhand GmbH	Ownership	0.000	Münchener Rückversicherung AG		
							ITERGO Service GmbH Düsseldorf	.DEU	NIA	ITERGO Informationstechnologie GmbH	Ownership	100.000	Münchener Rückversicherung AG		
							JRP Underwriting Ltd. London	.GBR	NIA	JRP Insurance Management Limited	Ownership	100.000	Münchener Rückversicherung AG		
							JRP (London) Limited London	.GBR	NIA	JRP Insurance Management Limited	Ownership	100.000	Münchener Rückversicherung AG		
							MPL Claims Management Ltd. London	.GBR	NIA	JRP Insurance Management Limited	Ownership	52.000	Münchener Rückversicherung AG		
							ATU Landbau GmbH & Co. KG München	.DEU	NIA	Junos Verwaltungs GmbH	Other	0.000	Münchener Rückversicherung AG		
							K & P Obj. München Hufelandstr Immo-Fonds GmbH & Co. KG i. L. Düsseldorf	.DEU	NIA	K & P Objekt München Hufelandstraße GmbH i. L.	Other	0.000	Münchener Rückversicherung AG		
							Legalist Fund II LP Wilmington, Delaware	.DE	NIA	Larus Vermögensverwaltungsges. mbH	Ownership	15.000	Münchener Rückversicherung AG		
							UAB VL Investment Vilnius Vilnius	.LTU	NIA	Lietuva Demetra GmbH	Ownership	100.000	Münchener Rückversicherung AG		
							UAB Sietuve Vilnius	.LTU	NIA	Lietuva Demetra GmbH	Ownership	100.000	Münchener Rückversicherung AG		
							DANSKE INVEST SICAV (Danish Mortgage Bond) Luxemburg	.LUX	NIA	MEAG ATLAS	Ownership	11.200	Münchener Rückversicherung AG		
							WFB Stockholm Management AB Stockholm	.SWE	NIA	MEAG European Prime Opportunities	Ownership	50.000	Münchener Rückversicherung AG		
							Gaucheret S.A. Ixelles	.BEL	NIA	MEAG European Prime Opportunities	Ownership	100.000	Münchener Rückversicherung AG		
							Nürnberg Beteiligungs AG Nürnberg	.DEU	NIA	MEAG HMR 1	Ownership	2.000	Münchener Rückversicherung AG		

ANNUAL STATEMENT FOR THE YEAR 2021 OF THE American Modern Home Insurance Co.

SCHEDULE Y
PART 1A - DETAIL OF INSURANCE HOLDING COMPANY SYSTEM

1	2	3	4	5	6	7	8	9	10	11	12	13	14	15	16
Group Code	Group Name	NAIC Company Code	ID Number	Federal RSSD	CIK	Name of Securities Exchange if Publicly Traded (U.S. or International)	Names of Parent, Subsidiaries Or Affiliates	Domiciliary Location	Relationship to Reporting Entity	Directly Controlled by (Name of Entity/Person)	Type of Control (Ownership, Board, Management, Attorney-in-Fact, Influence, Other)	If Control is Ownership Provide Percentage	Ultimate Controlling Entity(ies)/Person(s)	Is an SCA Filing Required? (Yes/No)	*
							MEAG INSTITUTIONAL FUND S.C.S. SICAV-RAIF - Infra Debt I Luxembourg	LUX	NIA	MEAG Institutional Fund GP S.à.r.l.	Other	0.000	Münchener Rückversicherung AG		
							DANSKE INVEST SICAV (Danish Mortgage Bond)Luxembourg	LUX	NIA	MEAG Kapital 5	Ownership	7.500	Münchener Rückversicherung AG		
							MEAG MUNICH ERGO KAG mbHMünchen	DEU	NIA	MEAG Munich ERGO Asset Management	Ownership	100.000	Münchener Rückversicherung AG		
							Gaucheret S.A.Ixelles	BEL	NIA	MEAG Munich ERGO Asset Management	Ownership	0.000	Münchener Rückversicherung AG		
							MEAG Pacific Star Asset Management Pte. Ltd.Singapur	SGP	NIA	MEAG Munich ERGO Asset Management	Ownership	50.000	Münchener Rückversicherung AG		
							VV Immobilien Verw.u. Beteiligungs GmbHMünchen	DEU	NIA	MEAG Munich ERGO Asset Management	Ownership	30.000	Münchener Rückversicherung AG		
							LCM Logistic Center Management GmbHHamburg	DEU	NIA	MEAG Munich ERGO Asset Management	Ownership	50.000	Münchener Rückversicherung AG		
							MS Immobilien-Fonds Objekt Leipzig GmbH & Co. KGStuttgart	DEU	NIA	MEAG Munich ERGO Asset Management	Ownership	0.200	Münchener Rückversicherung AG		
							MEAG LuxembourgLuxembourg	LUX	NIA	MEAG MUNICH ERGO KAG mbH	Ownership	100.000	Münchener Rückversicherung AG		
							MEAG Institutional Fund GP S.à.r.l.Luxembourg	LUX	NIA	MEAG MUNICH ERGO KAG mbH	Ownership	100.000	Münchener Rückversicherung AG		
							MEAG INSTITUTIONAL FUND S.C.S. SICAV-RAIF - Infra Debt II Luxembourg	LUX	NIA	MEAG MUNICH ERGO KAG mbH	Ownership	0.000	Münchener Rückversicherung AG		
							MEAG Infrastructure Debt Fund Sub-Fund I Luxembourg	LUX	NIA	MEAG MUNICH ERGO KAG mbH	Other	0.000	Münchener Rückversicherung AG		
							MEAG EuroFlexMünchen	DEU	NIA	MEAG MUNICH ERGO KAG mbH	Ownership	9.400	Münchener Rückversicherung AG		
							MEAG Prof III Beteiligungsgesellschaft mbHMünchen	DEU	NIA	MEAG Property Fund III	Ownership	100.000	Münchener Rückversicherung AG		
							PLATINIA world wide equity Erste Bet.-GmbH & Co. KG i. L.Grünwald	DEU	NIA	Mediastream Consulting GmbH i. L.	Ownership	0.000	Münchener Rückversicherung AG		
							Mediastream Film GmbH & Co. Productions KG i. L.Grünwald	DEU	NIA	Mediastream Film GmbH i. L.	Other	0.000	Münchener Rückversicherung AG		
							Mediastream Zweite Film GmbH & Co. Productions KG i. L.Grünwald	DEU	NIA	Mediastream Zweite Film GmbH i. L.	Other	0.000	Münchener Rückversicherung AG		
							MR HealthTech Ltd.Nicosia	CYP	NIA	MedNet Holding GmbH	Ownership	100.000	Münchener Rückversicherung AG		
							MedNet Europa GmbHMünchen	DEU	NIA	MedNet Holding GmbH	Ownership	100.000	Münchener Rückversicherung AG		
							MedNet Jordan Co. W.L.L.Amman	JOR	NIA	MedNet Holding GmbH	Ownership	100.000	Münchener Rückversicherung AG		
							MedNet Greece S.A.Athen	GRC	NIA	MedNet Holding GmbH	Ownership	78.700	Münchener Rückversicherung AG		
							MedNet UAE FZ LLCDubai	ARE	NIA	MedNet Holding GmbH	Ownership	100.000	Münchener Rückversicherung AG		
							MedNet Bahrain W.L.L.Manama	BHR	NIA	MedNet Holding GmbH	Ownership	100.000	Münchener Rückversicherung AG		
							MedNet Saudi Arabia LLCJeddah	SAU	NIA	MedNet Holding GmbH	Ownership	100.000	Münchener Rückversicherung AG		
							MedNet Egypt LLCairo	EGY	NIA	MedNet Holding GmbH	Ownership	100.000	Münchener Rückversicherung AG		
							MedNet Global Healthcare Solutions LLODubai	ARE	NIA	MedNet UAE FZ LLC	Ownership	100.000	Münchener Rückversicherung AG		
							MedNet SPCMuscat	OMN	NIA	MedNet UAE FZ LLC	Ownership	100.000	Münchener Rückversicherung AG		
							Schrömbgens & Stephan GmbH VersicherungsmaklerDüsseldorf	DEU	NIA	Merkur Grundstücks- und Beteiligungs-Gesellschaft mbH	Ownership	100.000	Münchener Rückversicherung AG		
							MFI Munich Finance and Investment LtdTa' Xbiex	MLT	NIA	MFI Munich Finance and Investment Holding Ltd	Ownership	100.000	Münchener Rückversicherung AG		
							LINDSAY GOLDBERG IV - A AIV LPWilmingon, Delaware	DE	NIA	MR Beteiligungen 1. GmbH	Ownership	48.100	Münchener Rückversicherung AG		
							TPG ART Cayfir AIV I LPFort Worth, Texas	DE	NIA	MR Beteiligungen 1. GmbH	Ownership	42.400	Münchener Rückversicherung AG		
							TPG ART DE AIV I LPFort Worth, Texas	DE	NIA	MR Beteiligungen 1. GmbH	Ownership	23.800	Münchener Rückversicherung AG		
							TPG ART FIP AIV II LPFort Worth, Texas	DE	NIA	MR Beteiligungen 1. GmbH	Ownership	36.000	Münchener Rückversicherung AG		
							BC European Capital X - 5A LPLondon	GBR	NIA	MR Beteiligungen 1. GmbH	Ownership	30.000	Münchener Rückversicherung AG		
							ARDIAN German Feeder Expansion Fund V S.L.P.Paris	FRA	NIA	MR Beteiligungen 1. GmbH	Ownership	22.100	Münchener Rückversicherung AG		
							Warburg Pincus Global Growth-E (E&P)-1 LPWilmingon, Delaware	NY	NIA	MR Beteiligungen 1. GmbH	Ownership	1.600	Münchener Rückversicherung AG		

ANNUAL STATEMENT FOR THE YEAR 2021 OF THE American Modern Home Insurance Co.

SCHEDULE Y
PART 1A - DETAIL OF INSURANCE HOLDING COMPANY SYSTEM

1	2	3	4	5	6	7	8	9	10	11	12	13	14	15	16
Group Code	Group Name	NAIC Company Code	ID Number	Federal RSSD	CIK	Name of Securities Exchange if Publicly Traded (U.S. or International)	Names of Parent, Subsidiaries Or Affiliates	Domi-ciliary Location	Relation-ship to Reporting Entity	Directly Controlled by (Name of Entity/Person)	Type of Control (Ownership, Board, Management, Attorney-in-Fact, Influence, Other)	If Control is Ownership Provide Percentage	Ultimate Controlling Entity(ies)/Person(s)	Is an SCA Filing Re-quired? (Yes/No)	*
							Capital Dynamics Champion Ventures VI, LPDover, Delaware	CA	NIA	MR Beteiligungen 1. GmbH	Ownership	14.500	Münchener Rückversicherung AG		
							HRJ Global Buy-Out III (U.S.), LPDover, Delaware	CA	NIA	MR Beteiligungen 1. GmbH	Ownership	27.500	Münchener Rückversicherung AG		
							APEP Dachfonds GmbH & Co. KG München	DEU	NIA	MR Beteiligungen 1. GmbH	Ownership	6.100	Münchener Rückversicherung AG		
							Schroder Adveq Europe III L.P.Wilmington, Delaware	DE	NIA	MR Beteiligungen 1. GmbH	Ownership	2.900	Münchener Rückversicherung AG		
							APAX Europe VII - B, L.P.St. Peter Port	GBR	NIA	MR Beteiligungen 1. GmbH	Ownership	0.400	Münchener Rückversicherung AG		
							Schroders Capital Private Equity US II C.V.Willemstad, Curacao	ANT	NIA	MR Beteiligungen 1. GmbH	Ownership	4.400	Münchener Rückversicherung AG		
							Apollo Overseas Partners VII, L.P.Wilmington, Delaware	DE	NIA	MR Beteiligungen 1. GmbH	Ownership	5.200	Münchener Rückversicherung AG		
							New Enterprise Associates 13, L.P.George Town, Grand Cayman	CYM	NIA	MR Beteiligungen 1. GmbH	Ownership	0.800	Münchener Rückversicherung AG		
							Lexington Capital Partners VII, L.P.Wilmington, Delaware	DE	NIA	MR Beteiligungen 1. GmbH	Ownership	0.600	Münchener Rückversicherung AG		
							Braemar Energy Ventures III, L.P.Wilmington, Delaware	DE	NIA	MR Beteiligungen 1. GmbH	Ownership	8.300	Münchener Rückversicherung AG		
							MVP Fund II GmbH & Co. KGGrünwald	DEU	NIA	MR Beteiligungen 1. GmbH	Ownership	19.400	Münchener Rückversicherung AG		
							Element Partners II Wilmington, Delaware	DE	NIA	MR Beteiligungen 1. GmbH	Ownership	4.200	Münchener Rückversicherung AG		
							Braemar Energy Ventures IIDover, Delaware	DE	NIA	MR Beteiligungen 1. GmbH	Ownership	7.600	Münchener Rückversicherung AG		
							TPG Alternative and Renewable Technologies Partners, L.P.Wilmington, Delaware	DE	NIA	MR Beteiligungen 1. GmbH	Ownership	11.600	Münchener Rückversicherung AG		
							Lindsay Goldberg IV - A L.P.Dover, Delaware	DE	NIA	MR Beteiligungen 1. GmbH	Ownership	3.700	Münchener Rückversicherung AG		
							Coller International Partners VII London	GBR	NIA	MR Beteiligungen 1. GmbH	Ownership	0.800	Münchener Rückversicherung AG		
							Ares Corporate Opportunities Fund V L.P.Wilmington, Delaware	DE	NIA	MR Beteiligungen 1. GmbH	Ownership	0.600	Münchener Rückversicherung AG		
							ARDIAN LBO Fund VI A S.L.P.Paris	FRA	NIA	MR Beteiligungen 1. GmbH	Ownership	1.000	Münchener Rückversicherung AG		
							A9 EUR (Feeder) L.P.St. Peter Port	GBR	NIA	MR Beteiligungen 1. GmbH	Ownership	2.800	Münchener Rückversicherung AG		
							Greenspring Global Partners VIII L.P.George Town, Grand Cayman	CYM	NIA	MR Beteiligungen 1. GmbH	Ownership	3.700	Münchener Rückversicherung AG		
							New Enterprise Associates 16, L.P.Wilmington, Delaware	DE	NIA	MR Beteiligungen 1. GmbH	Ownership	0.700	Münchener Rückversicherung AG		
							Redpoint Omega III LPWilmington, Delaware	DE	NIA	MR Beteiligungen 1. GmbH	Ownership	6.500	Münchener Rückversicherung AG		
							ARDIAN Americas Infrastructure Fund IV S.C.S, SICAV-RAIFLuxemburg	LUX	NIA	MR Beteiligungen 1. GmbH	Ownership	8.600	Münchener Rückversicherung AG		
							Francisco Partners V, L.P.Cayman Islands	CYM	NIA	MR Beteiligungen 1. GmbH	Ownership	2.700	Münchener Rückversicherung AG		
							Redpoint Ventures VII LPWilmington, Delaware	DE	NIA	MR Beteiligungen 1. GmbH	Ownership	6.200	Münchener Rückversicherung AG		
							Audax Private Equity Fund VI B L.P.Wilmington, Delaware	DE	NIA	MR Beteiligungen 1. GmbH	Ownership	4.100	Münchener Rückversicherung AG		
							Apollo Overseas Partners (Delaware AIV) IX LPGeorge Town, Grand Cayman	CYM	NIA	MR Beteiligungen 1. GmbH	Ownership	0.500	Münchener Rückversicherung AG		
							AOP (DE) VII (EPE AIV I) LPGeorge Town, Grand Cayman	CYM	NIA	MR Beteiligungen 1. GmbH	Ownership	11.900	Münchener Rückversicherung AG		
							AOP (Talos Cayman) Holdings LPGeorge Town, Grand Cayman	CYM	NIA	MR Beteiligungen 1. GmbH	Ownership	1.500	Münchener Rückversicherung AG		
							AF V Energy I AIV A8 LPWilmington, Delaware	DE	NIA	MR Beteiligungen 1. GmbH	Ownership	13.000	Münchener Rückversicherung AG		
							AF V Energy II Delaware Feeder B LPWilmington, Delaware	DE	NIA	MR Beteiligungen 1. GmbH	Ownership	1.500	Münchener Rückversicherung AG		
							AF V Energy III AIV LPWilmington, Delaware	DE	NIA	MR Beteiligungen 1. GmbH	Ownership	0.600	Münchener Rückversicherung AG		
							AF V Energy IV AIV 2 LPWilmington, Delaware	DE	NIA	MR Beteiligungen 1. GmbH	Ownership	1.500	Münchener Rückversicherung AG		
							AF V Energy V AIV LPWilmington, Delaware	DE	NIA	MR Beteiligungen 1. GmbH	Ownership	0.600	Münchener Rückversicherung AG		
							AF V BD AIV LPWilmington, Delaware	DE	NIA	MR Beteiligungen 1. GmbH	Ownership	0.700	Münchener Rückversicherung AG		

97.40

ANNUAL STATEMENT FOR THE YEAR 2021 OF THE American Modern Home Insurance Co.

SCHEDULE Y
PART 1A - DETAIL OF INSURANCE HOLDING COMPANY SYSTEM

1	2	3	4	5	6	7	8	9	10	11	12	13	14	15	16
Group Code	Group Name	NAIC Company Code	ID Number	Federal RSSD	CIK	Name of Securities Exchange if Publicly Traded (U.S. or International)	Names of Parent, Subsidiaries Or Affiliates	Domi-ciliary Location	Relation-ship to Reporting Entity	Directly Controlled by (Name of Entity/Person)	Type of Control (Ownership, Board, Management, Attorney-in-Fact, Influence, Other)	If Control is Ownership Provide Percentage	Ultimate Controlling Entity(ies)/Person(s)	Is an SCA Filing Re-quired? (Yes/No)	*
							Braemar Energy Ventures II AIV LPGeorge Town, Grand Cayman	.CYM	NIA	MR Beteiligungen 1. GmbH	Ownership	7.500	Münchener Rückversicherung AG		
							Lindsay Goldberg IV – A REIT AIV LPWilmington, Delaware	.DE	NIA	MR Beteiligungen 1. GmbH	Ownership	3.700	Münchener Rückversicherung AG		
							MIP IV (Canada) AIV LPToronto, Ontario	.DE	NIA	MR Beteiligungen 1. GmbH	Ownership	3.000	Münchener Rückversicherung AG		
							MIP IV (EC1) AIV LPWilmington, Delaware	.DE	NIA	MR Beteiligungen 1. GmbH	Ownership	3.000	Münchener Rückversicherung AG		
							MIP IV (FCC) AIV LPWilmington, Delaware	.DE	NIA	MR Beteiligungen 1. GmbH	Ownership	3.000	Münchener Rückversicherung AG		
							MIP IV DC REIT AIV LPWilmington, Delaware	.DE	NIA	MR Beteiligungen 1. GmbH	Ownership	5.400	Münchener Rückversicherung AG		
							Green Partners Holdings AIV LPToronto, Ontario	.CAN	NIA	MR Beteiligungen 1. GmbH	Ownership	8.700	Münchener Rückversicherung AG		
							TPG ART-AIV LPFort Worth, Texas	.DE	NIA	MR Beteiligungen 1. GmbH	Ownership	11.600	Münchener Rückversicherung AG		
							Redpoint Ventures VIII LPWilmington, Delaware	.DE	NIA	MR Beteiligungen 1. GmbH	Ownership	5.500	Münchener Rückversicherung AG		
							BCEC X Holdings AIV 3 LPSt. Peter Port	.GBR	NIA	MR Beteiligungen 1. GmbH	Ownership	0.000	Münchener Rückversicherung AG		
							REDPOINT OMEGA IV LPWilmington, Delaware	.DE	NIA	MR Beteiligungen 1. GmbH	Ownership	1.900	Münchener Rückversicherung AG		
							Harvest Partners IX (Parallel) LPWilmington, Delaware	.DE	NIA	MR Beteiligungen 1. GmbH	Ownership	8.100	Münchener Rückversicherung AG		
							Siemens Global Innovation Partners I GmbH & Co. KG/München	.DEU	NIA	MR Beteiligungen 1. GmbH	Ownership	10.000	Münchener Rückversicherung AG		
							PAI Europe V – 1 L.P.St. Peter Port	.GBR	NIA	MR Beteiligungen 1. GmbH	Ownership	1.100	Münchener Rückversicherung AG		
							Crescent Mezzanine Partners VIIC, L.P.Wilmington, Delaware	.DE	NIA	MR Beteiligungen 1. GmbH	Ownership	1.100	Münchener Rückversicherung AG		
							Lindsay Goldberg V L.P.Wilmington, Delaware	.DE	NIA	MR Beteiligungen 1. GmbH	Ownership	0.300	Münchener Rückversicherung AG		
							Greenspring Global Partners IX-B L.P.Owings Mills, Maryland	.DE	NIA	MR Beteiligungen 1. GmbH	Ownership	0.900	Münchener Rückversicherung AG		
							New Enterprise Associates 17 L.P.Wilmington, Delaware	.DE	NIA	MR Beteiligungen 1. GmbH	Ownership	0.500	Münchener Rückversicherung AG		
							A10 EUR Feeder L.P.St. Peter Port	.GBR	NIA	MR Beteiligungen 1. GmbH	Ownership	1.400	Münchener Rückversicherung AG		
							Oak Hill Capital Partners V (Offshore) L.P.George Town, Grand Cayman	.CYM	NIA	MR Beteiligungen 1. GmbH	Ownership	1.500	Münchener Rückversicherung AG		
							Lindsay Goldberg V AIV LPWilmington, Delaware	.DE	NIA	MR Beteiligungen 1. GmbH	Ownership	0.600	Münchener Rückversicherung AG		
							Ares Corporate Opportunities Fund III L.P.Wilmington, Delaware	.CA	NIA	MR Beteiligungen 1. GmbH	Ownership	0.700	Münchener Rückversicherung AG		
							Park Square Capital Partners III L.P.St. Martin	.FRA	NIA	MR Beteiligungen 1. GmbH	Ownership	1.500	Münchener Rückversicherung AG		
							GBOF V Feeder 2 SCSLuxemburg	.LUX	NIA	MR Beteiligungen 1. GmbH	Ownership	3.600	Münchener Rückversicherung AG		
							Apollo Overseas Partners IX, L.P.George Town, Grand Cayman	.CYM	NIA	MR Beteiligungen 1. GmbH	Ownership	2.200	Münchener Rückversicherung AG		
							Thoma Bravo Fund XIII L.P.Dover, Delaware	.NY	NIA	MR Beteiligungen 1. GmbH	Ownership	0.600	Münchener Rückversicherung AG		
							Thoma Bravo Fund XIII-P L.P.Dover, Delaware	.NY	NIA	MR Beteiligungen 1. GmbH	Ownership	0.600	Münchener Rückversicherung AG		
							Warburg Pincus Global Growth-E L.P.Wilmington, Delaware	.NY	NIA	MR Beteiligungen 1. GmbH	Ownership	1.000	Münchener Rückversicherung AG		
							ARES Special Opportunities Fund L.P.Wilmington, Delaware	.NY	NIA	MR Beteiligungen 1. GmbH	Ownership	0.800	Münchener Rückversicherung AG		
							Harvest Partners VIII (Parallel) L.P.Wilmington, Delaware	.NY	NIA	MR Beteiligungen 1. GmbH	Ownership	0.800	Münchener Rückversicherung AG		
							DIF Infrastructure VI Feeder S.C.S.Luxemburg	.LUX	NIA	MR Beteiligungen 1. GmbH	Ownership	2.000	Münchener Rückversicherung AG		
							Francisco Partners VI LPGeorge Town, Grand Cayman	.CYM	NIA	MR Beteiligungen 1. GmbH	Ownership	0.600	Münchener Rückversicherung AG		
							ACOF VI (F) Feeder LPWilmington, Delaware	.NY	NIA	MR Beteiligungen 1. GmbH	Ownership	5.800	Münchener Rückversicherung AG		
							AOP (DE) VIII (AIV-L) LPGeorge Town, Grand Cayman	.CYM	NIA	MR Beteiligungen 1. GmbH	Ownership	0.500	Münchener Rückversicherung AG		

ANNUAL STATEMENT FOR THE YEAR 2021 OF THE American Modern Home Insurance Co.

SCHEDULE Y
PART 1A - DETAIL OF INSURANCE HOLDING COMPANY SYSTEM

1	2	3	4	5	6	7	8	9	10	11	12	13	14	15	16
Group Code	Group Name	NAIC Company Code	ID Number	Federal RSSD	CIK	Name of Securities Exchange if Publicly Traded (U.S. or International)	Names of Parent, Subsidiaries Or Affiliates	Domiciliary Location	Relationship to Reporting Entity	Directly Controlled by (Name of Entity/Person)	Type of Control (Ownership, Board, Management, Attorney-in-Fact, Influence, Other)	If Control is Ownership Provide Percentage	Ultimate Controlling Entity(ies)/Person(s)	Is an SCA Filing Required? (Yes/No)	*
							KKR Asian Fund III Japan AIV (EEA) LPGeorge Town, Grand Cayman	.CYM	NIA	MR Beteiligungen 1. GmbH	Ownership	1.800	Münchener Rückversicherung AG		
							KKR Asian Fund III Delaware AIV LPWilmington, Delaware	.NY	NIA	MR Beteiligungen 1. GmbH	Ownership	1.800	Münchener Rückversicherung AG		
							Warburg Pincus Global Growth-E (Cayman) LPGeorge Town, Grand Cayman	.CYM	NIA	MR Beteiligungen 1. GmbH	Ownership	1.200	Münchener Rückversicherung AG		
							AF III Cayman AIV LPGeorge Town, Grand Cayman	.CYM	NIA	MR Beteiligungen 1. GmbH	Ownership	0.700	Münchener Rückversicherung AG		
							Greenspring Global Partners X-B LPWilmington, Delaware	.NY	NIA	MR Beteiligungen 1. GmbH	Ownership	1.600	Münchener Rückversicherung AG		
							Thoma Bravo Fund XIV LPWilmington, Delaware	.NY	NIA	MR Beteiligungen 1. GmbH	Ownership	0.200	Münchener Rückversicherung AG		
							Scale Venture Partners VII LPWilmington, Delaware	.NY	NIA	MR Beteiligungen 1. GmbH	Ownership	1.200	Münchener Rückversicherung AG		
							ARDIAN Americas Infrastructure Fund V LPWilmington, Delaware	.NY	NIA	MR Beteiligungen 1. GmbH	Ownership	1.200	Münchener Rückversicherung AG		
							Bessemer Venture Partners XI Institutional LPGeorge Town, Grand Cayman	.CYM	NIA	MR Beteiligungen 1. GmbH	Ownership	0.600	Münchener Rückversicherung AG		
							ASOF HOS AIV 2 LPWilmington, Delaware	.NY	NIA	MR Beteiligungen 1. GmbH	Ownership	0.500	Münchener Rückversicherung AG		
							Ares Special Opportunities Fund II LPWilmington, Delaware	.NY	NIA	MR Beteiligungen 1. GmbH	Ownership	1.200	Münchener Rückversicherung AG		
							PAI Europe V - 1 FCPST. Peter Port	.GBR	NIA	MR Beteiligungen 1. GmbH	Ownership	2.200	Münchener Rückversicherung AG		
							Access Capital Fund IV L.P.St. Peter Port	.GBR	NIA	MR Beteiligungen 1. GmbH	Ownership	8.900	Münchener Rückversicherung AG		
							Pantheon Asia Fund V L.P.St. Peter Port	.GBR	NIA	MR Beteiligungen 1. GmbH	Ownership	3.700	Münchener Rückversicherung AG		
							Schroders Capital Private Equity Europe IV B C.V.Willemstad, Curacao	.ANT	NIA	MR Beteiligungen 1. GmbH	Ownership	11.300	Münchener Rückversicherung AG		
							CVC European Equity Partners V (A) L.P.George Town, Grand Cayman	.CYM	NIA	MR Beteiligungen 1. GmbH	Ownership	0.600	Münchener Rückversicherung AG		
							Greenspring Global Partners IV-B L.P.Wilmington, Delaware	.DE	NIA	MR Beteiligungen 1. GmbH	Ownership	5.000	Münchener Rückversicherung AG		
							TowerBrook Investors III, L.P.George Town, Grand Cayman	.CYM	NIA	MR Beteiligungen 1. GmbH	Ownership	1.300	Münchener Rückversicherung AG		
							Greenspring Global Partners VII-B L.P.George Town, Grand Cayman	.CYM	NIA	MR Beteiligungen 1. GmbH	Ownership	6.000	Münchener Rückversicherung AG		
							EQT VIII (No.3) SCSLuxemburg	.LUX	NIA	MR Beteiligungen 1. GmbH	Ownership	14.800	Münchener Rückversicherung AG		
							Macquarie Infrastructure Partners IV SCSLuxemburg	.LUX	NIA	MR Beteiligungen 1. GmbH	Ownership	28.800	Münchener Rückversicherung AG		
							IK IX Fund LP Feeder SCSLuxemburg	.LUX	NIA	MR Beteiligungen 1. GmbH	Ownership	17.100	Münchener Rückversicherung AG		
							EQT IX (No. 3) SCSLuxemburg	.LUX	NIA	MR Beteiligungen 1. GmbH	Ownership	11.500	Münchener Rückversicherung AG		
							MIP V DIRECT EU PARTNERS SCSLuxemburg	.LUX	NIA	MR Beteiligungen 1. GmbH	Ownership	20.000	Münchener Rückversicherung AG		
							Macquarie European Infrastructure Fund 5 SCSLuxemburg	.LUX	NIA	MR Beteiligungen 1. GmbH	Ownership	2.400	Münchener Rückversicherung AG		
							KKR Asian Fund III (EEA) SCSLuxemburg	.LUX	NIA	MR Beteiligungen 1. GmbH	Ownership	1.800	Münchener Rückversicherung AG		
							CapVest Equity Partners IV SCSLuxemburg	.LUX	NIA	MR Beteiligungen 1. GmbH	Ownership	1.400	Münchener Rückversicherung AG		
							ICG Europe Fund VII Feeder SCSLuxemburg	.LUX	NIA	MR Beteiligungen 1. GmbH	Ownership	0.300	Münchener Rückversicherung AG		
							Permira VII L.P.2 SCSLuxemburg	.LUX	NIA	MR Beteiligungen 1. GmbH	Ownership	0.700	Münchener Rückversicherung AG		
							KKR Asian Fund IV SCSLuxemburg	.LUX	NIA	MR Beteiligungen 1. GmbH	Ownership	0.200	Münchener Rückversicherung AG		
							EQT Camera Side Car (No. 3) SCSLuxemburg	.LUX	NIA	MR Beteiligungen 1. GmbH	Ownership	0.300	Münchener Rückversicherung AG		
							ICG Europe Fund VIII Feeder SCSLuxemburg	.LUX	NIA	MR Beteiligungen 1. GmbH	Ownership	0.700	Münchener Rückversicherung AG		
							Macquarie Infrastructure Partners V SCSLuxemburg	.LUX	NIA	MR Beteiligungen 1. GmbH	Ownership	0.400	Münchener Rückversicherung AG		
							Collier International Partners VIII Luxembourg SLPLLeudelage	.LUX	NIA	MR Beteiligungen 1. GmbH	Ownership	1.400	Münchener Rückversicherung AG		
							MR Beteiligungen 18. GmbH & Co. Immobilien KGGrünwald	.DEU	NIA	MR Beteiligungen 18. GmbH	Other	0.000	Münchener Rückversicherung AG		

97.42

ANNUAL STATEMENT FOR THE YEAR 2021 OF THE American Modern Home Insurance Co.

SCHEDULE Y

PART 1A - DETAIL OF INSURANCE HOLDING COMPANY SYSTEM

1	2	3	4	5	6	7	8	9	10	11	12	13	14	15	16
Group Code	Group Name	NAIC Company Code	ID Number	Federal RSSD	CIK	Name of Securities Exchange if Publicly Traded (U.S. or International)	Names of Parent, Subsidiaries Or Affiliates	Domiciliary Location	Relationship to Reporting Entity	Directly Controlled by (Name of Entity/Person)	Type of Control (Ownership, Board, Management, Attorney-in-Fact, Influence, Other)	If Control is Ownership Provide Percentage	Ultimate Controlling Entity(ies)/Person(s)	Is an SCA Filing Required? (Yes/No)	*
							MR Beteiligungen 18. GmbH & Co. Real Estate KGGrünwald	.DEU	NIA	MR Beteiligungen 18. GmbH	Other	0.000	Münchener Rückversicherung AG		
							MR Beteiligungen 18. GmbH & Co. 2. Real Estate KGGrünwald	.DEU	NIA	MR Beteiligungen 18. GmbH	Other	0.000	Münchener Rückversicherung AG		
							MR Beteiligungen 18. GmbH & Co. 3. Real Estate KGGrünwald	.DEU	NIA	MR Beteiligungen 18. GmbH	Other	0.000	Münchener Rückversicherung AG		
							MR Beteiligungen 18. GmbH & Co. 4. Real Estate KGGrünwald	.DEU	NIA	MR Beteiligungen 18. GmbH	Other	0.000	Münchener Rückversicherung AG		
							Hines India Fund LPWilmington, Delaware	.TX	NIA	MR Beteiligungen 19. GmbH	Ownership	11.800	Münchener Rückversicherung AG		
							Invesco MEAG US Immobilien Fonds IVLuxemburg	.LUX	NIA	MR Beteiligungen 19. GmbH	Ownership	21.500	Münchener Rückversicherung AG		
							MEAG Lambda EUR EM LocalGrünwald	.DEU	NIA	MR Beteiligungen 2. EUR AG & Co. KG	Ownership	100.000	Münchener Rückversicherung AG		
							Fotouno S.r.l.Brixen	.ITA	NIA	MR Beteiligungen 2. GmbH	Ownership	100.000	Münchener Rückversicherung AG		
							Fotowatio Italia Galatina S.r.l.Brixen	.ITA	NIA	MR Beteiligungen 2. GmbH	Ownership	100.000	Münchener Rückversicherung AG		
							Adelfa Servicios a Instalaciones	.ESP	NIA	MR Beteiligungen 2. GmbH	Ownership	100.000	Münchener Rückversicherung AG		
							Fotovoltaicas S.L.Santa Cruz de Tenerife	.ESP	NIA	MR Beteiligungen 2. GmbH	Ownership	100.000	Münchener Rückversicherung AG		
							MAGAZ FOTOVOLTAICA S.L.U.Alcobendas	.ESP	NIA	MR Beteiligungen 2. GmbH	Ownership	100.000	Münchener Rückversicherung AG		
							Sun Energy & Partners S.r.l.Brixen	.ITA	NIA	MR Beteiligungen 2. GmbH	Ownership	100.000	Münchener Rückversicherung AG		
							MR RENT UK Investment LimitedLondon	.GBR	NIA	MR Beteiligungen 2. GmbH	Ownership	100.000	Münchener Rückversicherung AG		
							Windpark MR-N GmbH & Co. KGBremen	.DEU	NIA	MR Beteiligungen 2. GmbH	Ownership	100.000	Münchener Rückversicherung AG		
							Wind Farms Götaland Svealand ABHässleholm	.SWE	NIA	MR Beteiligungen 2. GmbH	Ownership	100.000	Münchener Rückversicherung AG		
							KS SPV 23 LimitedLondon	.GBR	NIA	MR Beteiligungen 2. GmbH	Ownership	100.000	Münchener Rückversicherung AG		
							Countryside Renewables (Forest Heath) LimitedLondon	.GBR	NIA	MR Beteiligungen 2. GmbH	Ownership	100.000	Münchener Rückversicherung AG		
							Corwall Power (Polmaugan) LimitedLondon	.GBR	NIA	MR Beteiligungen 2. GmbH	Ownership	100.000	Münchener Rückversicherung AG		
							Lynt Farm Solar LimitedLondon	.GBR	NIA	MR Beteiligungen 2. GmbH	Ownership	100.000	Münchener Rückversicherung AG		
							Wind Farm Jenasen ABHässleholm	.SWE	NIA	MR Beteiligungen 2. GmbH	Ownership	100.000	Münchener Rückversicherung AG		
							FW Zary Sp.z.o.o.Warschau	.POL	NIA	MR Beteiligungen 2. GmbH	Ownership	100.000	Münchener Rückversicherung AG		
							EGM Wind SASParis	.FRA	NIA	MR Beteiligungen 2. GmbH	Ownership	40.000	Münchener Rückversicherung AG		
							MEAG Munich Re PlacementGrünwald	.DEU	NIA	MR Beteiligungen 3. EUR AG & Co. KG	Ownership	100.000	Münchener Rückversicherung AG		
							MR Beteiligungen UK AG & Co. KGGrünwald	.DEU	NIA	MR Beteiligungen AG	Other	0.000	Münchener Rückversicherung AG		
							MR Beteiligungen USD AG & Co. KGGrünwald	.DEU	NIA	MR Beteiligungen AG	Other	0.000	Münchener Rückversicherung AG		
							MR Beteiligungen EUR AG & Co. KGGrünwald	.DEU	NIA	MR Beteiligungen AG	Other	0.000	Münchener Rückversicherung AG		
							MR Beteiligungen GBP AG & Co. KGGrünwald	.DEU	NIA	MR Beteiligungen AG	Other	0.000	Münchener Rückversicherung AG		
							MR Beteiligungen 2. EUR AG & Co. KGGrünwald	.DEU	NIA	MR Beteiligungen AG	Other	0.000	Münchener Rückversicherung AG		
							MR Beteiligungen 3. EUR AG & Co. KGGrünwald	.DEU	NIA	MR Beteiligungen AG	Other	0.000	Münchener Rückversicherung AG		
							MR Beteiligungen 2. UK AG & Co. KGGrünwald	.DEU	NIA	MR Beteiligungen AG	Other	0.000	Münchener Rückversicherung AG		
							MEAG Lambda EURGrünwald	.DEU	NIA	MR Beteiligungen EUR AG & Co. KG	Ownership	100.000	Münchener Rückversicherung AG		
							MEAG Lambda GBGrünwald	.DEU	NIA	MR Beteiligungen GBP AG & Co. KG	Ownership	100.000	Münchener Rückversicherung AG		
							Admiral Group PlcCardiff	.GBR	NIA	MR Beteiligungen UK AG & Co. KG	Ownership	5.000	Münchener Rückversicherung AG		
							MEAG Lambda USDGrünwald	.DEU	NIA	MR Beteiligungen USD AG & Co. KG	Ownership	100.000	Münchener Rückversicherung AG		
							Broad Street Loan Partners III Offshore - Unlevered LPGeorge Town, Grand Cayman	.CYM	NIA	MR Debt Finance GmbH	Ownership	24.700	Münchener Rückversicherung AG		
							Stone Ridge Alternative Lending Risk Premium FundNew York City, New York	.DE	NIA	MR Debt Finance GmbH	Ownership	1.400	Münchener Rückversicherung AG		
							Broad Street Loan Partners IV Offshore - Unlevered B, SLP Luxembourg	.LUX	NIA	MR Debt Finance GmbH	Ownership	50.000	Münchener Rückversicherung AG		
							HPS Specialty Loan Europe Fund V SCSLuxembourg	.LUX	NIA	MR Debt Finance GmbH	Ownership	24.300	Münchener Rückversicherung AG		
							Ares Capital Europe V (E) UnleveredLuxembourg	.LUX	NIA	MR Debt Finance GmbH	Ownership	2.100	Münchener Rückversicherung AG		
							Munich Re India Services Private LimitedMumbai	.IND	NIA	MR Financial Group GmbH	Ownership	1.000	Münchener Rückversicherung AG		
							STEAG Fernwärme GmbHEssen	.DEU	NIA	MR Infrastructure Investment GmbH	Ownership	49.000	Münchener Rückversicherung AG		

ANNUAL STATEMENT FOR THE YEAR 2021 OF THE American Modern Home Insurance Co.

SCHEDULE Y
PART 1A - DETAIL OF INSURANCE HOLDING COMPANY SYSTEM

1	2	3	4	5	6	7	8	9	10	11	12	13	14	15	16
Group Code	Group Name	NAIC Company Code	ID Number	Federal RSSD	CIK	Name of Securities Exchange if Publicly Traded (U.S. or International)	Names of Parent, Subsidiaries Or Affiliates	Domiciliary Location	Relationship to Reporting Entity	Directly Controlled by (Name of Entity/Person)	Type of Control (Ownership, Board, Management, Attorney-in-Fact, Influence, Other)	If Control is Ownership Provide Percentage	Ultimate Controlling Entity(ies)/Person(s)	Is an SCA Filing Required? (Yes/No)	*
							Infra Foch Topco SASPuteaux	.FRA	NIA	MR Infrastructure Investment GmbH	Ownership	10.800	Münchener Rückversicherung AG		
							Marchwood Power LimitedSouthampton	.GBR	NIA	MR Infrastructure Investment GmbH	Ownership	50.000	Münchener Rückversicherung AG		
							Arcapark SASRueil Malmaison	.FRA	NIA	MR Infrastructure Investment GmbH	Ownership	15.100	Münchener Rückversicherung AG		
							Poolbeg Investments LimitedLondon	.GBR	NIA	MR Infrastructure Investment GmbH	Ownership	37.500	Münchener Rückversicherung AG		
							Vier Gas Investments S.à.r.l.Luxemburg	.LUX	NIA	MR Infrastructure Investment GmbH	Ownership	36.400	Münchener Rückversicherung AG		
							M 31 Beteiligungsgesellschaft mbH & Co. Energie KGDüsseldorf	.DEU	NIA	MR Infrastructure Investment GmbH	Ownership	18.600	Münchener Rückversicherung AG		
							Autobahn Tank & Rast Management GmbHBonn	.DEU	NIA	MR Infrastructure Investment GmbH	Ownership	7.700	Münchener Rückversicherung AG		
							Autobahn Tank & Rast Gruppe GmbH & Co. KGBonn	.DEU	NIA	MR Infrastructure Investment GmbH	Ownership	7.700	Münchener Rückversicherung AG		
							T&R Real Estate GmbHBonn	.DEU	NIA	MR Infrastructure Investment GmbH	Ownership	7.700	Münchener Rückversicherung AG		
							T&R MLP GmbHBonn	.DEU	NIA	MR Infrastructure Investment GmbH	Ownership	7.700	Münchener Rückversicherung AG		
							Infra IV-D Investments, S.C.A.Luxemburg	.LUX	NIA	MR Infrastructure Investment GmbH	Ownership	28.600	Münchener Rückversicherung AG		
							KKR Global Infrastructure Investors L.P.George Town, Grand Cayman	.CYM	NIA	MR Infrastructure Investment GmbH	Ownership	4.100	Münchener Rückversicherung AG		
							KKR GLOBAL INFRASTRUCTURE INVESTORS (WATER) LPWilmington, Delaware	.DE	NIA	MR Infrastructure Investment GmbH	Ownership	4.100	Münchener Rückversicherung AG		
							Wight Ventures S.A.R.L.Luxemburg	.LUX	NIA	MR Infrastructure Investment GmbH	Ownership	4.100	Münchener Rückversicherung AG		
							Macquarie European Infrastructure Fund 4 L.P.St. Peter Port	.GBR	NIA	MR Infrastructure Investment GmbH	Ownership	0.900	Münchener Rückversicherung AG		
							KKR Global Infrastructure Investors II (EEA) L.P.London	.GBR	NIA	MR Infrastructure Investment GmbH	Ownership	1.500	Münchener Rückversicherung AG		
							KKR Global Infrastructure Investors II EEA (NEP) LPWilmington, Delaware	.NY	NIA	MR Infrastructure Investment GmbH	Ownership	1.500	Münchener Rückversicherung AG		
							KKR Global Infrastructure Investors II EEA (Rodeo) Wilmington, Delaware	.NY	NIA	MR Infrastructure Investment GmbH	Ownership	1.600	Münchener Rückversicherung AG		
							UK Wind Holdings Ltd.London	.GBR	NIA	MR RENT UK Investment Limited	Ownership	100.000	Münchener Rückversicherung AG		
							Bagnoor Holdings LimitedLondon	.GBR	NIA	MR RENT UK Investment Limited	Ownership	100.000	Münchener Rückversicherung AG		
							Scout Moor Group LimitedLondon	.GBR	NIA	MR RENT UK Investment Limited	Ownership	100.000	Münchener Rückversicherung AG		
							Windpark MR-N GmbH & Co. KGBremen	.DEU	NIA	MR RENT-Management GmbH	Other	0.000	Münchener Rückversicherung AG		
							use Solarpark Spanien 1 GmbH & Co. KGDüsseldorf	.DEU	NIA	MR Solar GmbH & Co. KG	Ownership	10.000	Münchener Rückversicherung AG		
							Solarfonds Göttelborn 2 GmbH & Co. KGDüsseldorf	.DEU	NIA	MR Solar GmbH & Co. KG	Ownership	34.400	Münchener Rückversicherung AG		
							MR Solar S.a.s. di welivit Solar Italia S.r.l.Bozen	.ITA	NIA	MR Solar GmbH & Co. KG	Ownership	100.000	Münchener Rückversicherung AG		
							40 Courcelles SASParis	.FRA	NIA	Münchener Rückversicherungs-Gesellschaft AG	Ownership	100.000	Münchener Rückversicherung AG		
							MR Beteiligungen 1. GmbHMünchen	.DEU	NIA	Münchener Rückversicherungs-Gesellschaft AG	Ownership	100.000	Münchener Rückversicherung AG		
							Forst Ebnath AGEbnath	.DEU	NIA	Münchener Rückversicherungs-Gesellschaft AG	Ownership	100.000	Münchener Rückversicherung AG		
							MR Infrastructure Investment GmbHMünchen	.DEU	NIA	Münchener Rückversicherungs-Gesellschaft AG	Ownership	100.000	Münchener Rückversicherung AG		
							MedNet Holding GmbHMünchen	.DEU	NIA	Münchener Rückversicherungs-Gesellschaft AG	Ownership	100.000	Münchener Rückversicherung AG		
							Silvanus Vermögensverwaltungsges.mbmMünchen	.DEU	NIA	Münchener Rückversicherungs-Gesellschaft AG	Ownership	100.000	Münchener Rückversicherung AG		
							MR Beteiligungen UK AG & Co. KGGrünwald	.DEU	NIA	Münchener Rückversicherungs-Gesellschaft AG	Ownership	100.000	Münchener Rückversicherung AG		
							MR Beteiligungen 19. GmbHMünchen	.DEU	NIA	Münchener Rückversicherungs-Gesellschaft AG	Ownership	100.000	Münchener Rückversicherung AG		
							Munich Re do Brasil Resseguradora SASão Paulo	.BRA	IA	Münchener Rückversicherungs-Gesellschaft AG	Ownership	100.000	Münchener Rückversicherung AG		

97.44

ANNUAL STATEMENT FOR THE YEAR 2021 OF THE American Modern Home Insurance Co.

SCHEDULE Y
PART 1A - DETAIL OF INSURANCE HOLDING COMPANY SYSTEM

1	2	3	4	5	6	7	8	9	10	11	12	13	14	15	16
Group Code	Group Name	NAIC Company Code	ID Number	Federal RSSD	CIK	Name of Securities Exchange if Publicly Traded (U.S. or International)	Names of Parent, Subsidiaries Or Affiliates	Domiciliary Location	Relationship to Reporting Entity	Directly Controlled by (Name of Entity/Person)	Type of Control (Ownership, Board, Management, Attorney-in-Fact, Influence, Other)	If Control is Ownership Provide Percentage	Ultimate Controlling Entity(ies)/Person(s)	Is an SCA Filing Required? (Yes/No)	*
							MunichFinancialGroup GmbHMünchen	DEU	NIA	Münchener Rückversicherungs-Gesellschaft AG	Ownership	100.000	Münchener Rückversicherung AG		
							MR Debt Finance GmbHGrünwald	DEU	NIA	Münchener Rückversicherungs-Gesellschaft AG	Ownership	100.000	Münchener Rückversicherung AG		
							Munich Re UK Services LimitedLondon	GBR	NIA	Münchener Rückversicherungs-Gesellschaft AG	Ownership	100.000	Münchener Rückversicherung AG		
							Bell & Clements (London) Ltd.London	GBR	NIA	Münchener Rückversicherungs-Gesellschaft AG	Ownership	100.000	Münchener Rückversicherung AG		
							WFB Stockholm Management ABStockholm	SWE	NIA	Münchener Rückversicherungs-Gesellschaft AG	Ownership	50.000	Münchener Rückversicherung AG		
							Munich Re Automation Solutions LimitedDublin	IRL	NIA	Münchener Rückversicherungs-Gesellschaft AG	Ownership	100.000	Münchener Rückversicherung AG		
							MR Beteiligungen USD AG & Co. KGGrünwald	DEU	NIA	Münchener Rückversicherungs-Gesellschaft AG	Ownership	100.000	Münchener Rückversicherung AG		
							MR Beteiligungen EUR AG & Co. KGGrünwald	DEU	NIA	Münchener Rückversicherungs-Gesellschaft AG	Ownership	100.000	Münchener Rückversicherung AG		
							MR Beteiligungen GBP AG & Co. KGGrünwald	DEU	NIA	Münchener Rückversicherungs-Gesellschaft AG	Ownership	100.000	Münchener Rückversicherung AG		
							Munich Re of Malta Holding LimitedTa' Xbiex	MLT	NIA	Münchener Rückversicherungs-Gesellschaft AG	Ownership	100.000	Münchener Rückversicherung AG		
							MR Beteiligungen 18. GmbH & Co. Immobilien KGGrünwald	DEU	NIA	Münchener Rückversicherungs-Gesellschaft AG	Ownership	100.000	Münchener Rückversicherung AG		
							MR Beteiligungen 2. EUR AG & Co. KGGrünwald	DEU	NIA	Münchener Rückversicherungs-Gesellschaft AG	Ownership	100.000	Münchener Rückversicherung AG		
							MR Beteiligungen 3. EUR AG & Co. KGGrünwald	DEU	NIA	Münchener Rückversicherungs-Gesellschaft AG	Ownership	100.000	Münchener Rückversicherung AG		
							Comino Beteiligungen GmbHGrünwald	DEU	NIA	Münchener Rückversicherungs-Gesellschaft AG	Ownership	100.000	Münchener Rückversicherung AG		
							MR ERGO Beteiligungen GmbHGrünwald	DEU	NIA	Münchener Rückversicherungs-Gesellschaft AG	Ownership	100.000	Münchener Rückversicherung AG		
							Great Lakes Insurance SEMünchen	DEU	IA	Münchener Rückversicherungs-Gesellschaft AG	Ownership	100.000	Münchener Rückversicherung AG		
							Munich Re Digital Partners LimitedLondon	GBR	NIA	Münchener Rückversicherungs-Gesellschaft AG	Ownership	100.000	Münchener Rückversicherung AG		
							Munich Re New Ventures Inc.Toronto, Ontario	CAN	NIA	Münchener Rückversicherungs-Gesellschaft AG	Ownership	100.000	Münchener Rückversicherung AG		
							MR Beteiligungen 2. GmbHMünchen	DEU	NIA	Münchener Rückversicherungs-Gesellschaft AG	Ownership	100.000	Münchener Rückversicherung AG		
							Munich Re PCC LimitedTa' Xbiex	MLT	IA	Münchener Rückversicherungs-Gesellschaft AG	Ownership	100.000	Münchener Rückversicherung AG		
							MR Beteiligungen 18. GmbH & Co. Real Estate KGGrünwald	DEU	NIA	Münchener Rückversicherungs-Gesellschaft AG	Ownership	100.000	Münchener Rückversicherung AG		
							CLUB Certificate Issuer Trust I Series 2018-17Wilmington, Delaware	DE	NIA	Münchener Rückversicherungs-Gesellschaft AG	Ownership	95.000	Münchener Rückversicherung AG		
							CLUB Certificate Issuer Trust I Series 2018-24Wilmington, Delaware	DE	NIA	Münchener Rückversicherungs-Gesellschaft AG	Ownership	95.000	Münchener Rückversicherung AG		
							CLUB Certificate Issuer Trust I Series 2018-31Wilmington, Delaware	DE	NIA	Münchener Rückversicherungs-Gesellschaft AG	Ownership	95.000	Münchener Rückversicherung AG		
							Prosper Pass-Thru Trust I Series 2018-1Wilmington, Delaware	DE	NIA	Münchener Rückversicherungs-Gesellschaft AG	Ownership	95.000	Münchener Rückversicherung AG		
							Prosper Pass-Thru Trust I Series 2018-2Wilmington, Delaware	DE	NIA	Münchener Rückversicherungs-Gesellschaft AG	Ownership	95.000	Münchener Rückversicherung AG		
							Prosper Pass-Thru Trust I Series 2019-01Wilmington, Delaware	DE	NIA	Münchener Rückversicherungs-Gesellschaft AG	Ownership	95.000	Münchener Rückversicherung AG		

97.45

ANNUAL STATEMENT FOR THE YEAR 2021 OF THE American Modern Home Insurance Co.

SCHEDULE Y
PART 1A - DETAIL OF INSURANCE HOLDING COMPANY SYSTEM

1	2	3	4	5	6	7	8	9	10	11	12	13	14	15	16
Group Code	Group Name	NAIC Company Code	ID Number	Federal RSSD	CIK	Name of Securities Exchange if Publicly Traded (U.S. or International)	Names of Parent, Subsidiaries Or Affiliates	Domiciliary Location	Relationship to Reporting Entity	Directly Controlled by (Name of Entity/Person)	Type of Control (Ownership, Board, Management, Attorney-in-Fact, Influence, Other)	If Control is Ownership Provide Percentage	Ultimate Controlling Entity(ies)/Person(s)	Is an SCA Filing Required? (Yes/No)	*
							CLUB Certificate Issuer Trust I Series 2019-05 Wilmington, Delaware	DE	NIA	Münchener Rückversicherungs-Gesellschaft AG	Ownership	95.000	Münchener Rückversicherung AG		
							Prosper Pass-Thru Trust I Series 2019-02 Wilmington, Delaware	DE	NIA	Münchener Rückversicherungs-Gesellschaft AG	Ownership	95.000	Münchener Rückversicherung AG		
							CLUB Certificate Issuer Trust I Series 2019-10 Wilmington, Delaware	DE	NIA	Münchener Rückversicherungs-Gesellschaft AG	Ownership	95.000	Münchener Rückversicherung AG		
							Prosper Pass-Thru Trust I Series 2019-03 Wilmington, Delaware	DE	NIA	Münchener Rückversicherungs-Gesellschaft AG	Ownership	95.000	Münchener Rückversicherung AG		
							New Reinsurance Company Ltd. Zürich	CHE	IA	Münchener Rückversicherungs-Gesellschaft AG	Ownership	100.000	Münchener Rückversicherung AG		
							Prosper Pass-Thru Trust I Series 2019-04 Wilmington, Delaware	DE	NIA	Münchener Rückversicherungs-Gesellschaft AG	Ownership	95.000	Münchener Rückversicherung AG		
							CLUB Certificate Issuer Trust I Series 2019-40 Wilmington, Delaware	DE	NIA	Münchener Rückversicherungs-Gesellschaft AG	Ownership	95.000	Münchener Rückversicherung AG		
							Prosper Pass-Thru Trust I Series 2019-05 Wilmington, Delaware	DE	NIA	Münchener Rückversicherungs-Gesellschaft AG	Ownership	95.000	Münchener Rückversicherung AG		
							CLUB Certificate Issuer Trust I Series 2019-47 Wilmington, Delaware	DE	NIA	Münchener Rückversicherungs-Gesellschaft AG	Ownership	95.000	Münchener Rückversicherung AG		
							Prosper Pass-Thru Trust I Series 2019-06 Wilmington, Delaware	DE	NIA	Münchener Rückversicherungs-Gesellschaft AG	Ownership	95.000	Münchener Rückversicherung AG		
							MR Beteiligungen 18. GmbH & Co. 2. Real Estate KGGrünwald	DEU	NIA	Münchener Rückversicherungs-Gesellschaft AG	Ownership	100.000	Münchener Rückversicherung AG		
							MR Beteiligungen 18. GmbH & Co. 3. Real Estate KGGrünwald	DEU	NIA	Münchener Rückversicherungs-Gesellschaft AG	Ownership	100.000	Münchener Rückversicherung AG		
							MR Beteiligungen 18. GmbH & Co. 4. Real Estate KGGrünwald	DEU	NIA	Münchener Rückversicherungs-Gesellschaft AG	Ownership	100.000	Münchener Rückversicherung AG		
							Prosper Pass-Thru Trust I Series 2020-01 Wilmington, Delaware	DE	NIA	Münchener Rückversicherungs-Gesellschaft AG	Ownership	95.000	Münchener Rückversicherung AG		
							Prosper Pass-Thru Trust I Series 2020-02 Wilmington, Delaware	DE	NIA	Münchener Rückversicherungs-Gesellschaft AG	Ownership	95.000	Münchener Rückversicherung AG		
							Prosper Pass-Thru Trust I Series 2021-01 Wilmington, Delaware	DE	NIA	Münchener Rückversicherungs-Gesellschaft AG	Ownership	95.000	Münchener Rückversicherung AG		
							Prosper Pass-Thru Trust I Series 2021-02 Wilmington, Delaware	DE	NIA	Münchener Rückversicherungs-Gesellschaft AG	Ownership	95.000	Münchener Rückversicherung AG		
							PARACHUTE DIGITAL SOLUTIONS HOLDINGS INC. Toronto, Ontario	CAN	NIA	Münchener Rückversicherungs-Gesellschaft AG	Ownership	100.000	Münchener Rückversicherung AG		
							Prosper Pass-Thru Trust I Series 2021-03 Wilmington, Delaware	DE	NIA	Münchener Rückversicherungs-Gesellschaft AG	Ownership	95.000	Münchener Rückversicherung AG		
							Prosper Pass-Thru Trust I Series 2021-04 Wilmington, Delaware	DE	NIA	Münchener Rückversicherungs-Gesellschaft AG	Ownership	95.000	Münchener Rückversicherung AG		
							Prosper Pass-Thru Trust I Series 2021-05 Wilmington, Delaware	DE	NIA	Münchener Rückversicherungs-Gesellschaft AG	Ownership	95.000	Münchener Rückversicherung AG		
							Munich Re Specialty Group Ltd. London	GBR	NIA	Münchener Rückversicherungs-Gesellschaft AG	Ownership	100.000	Münchener Rückversicherung AG		
							Munich Holdings of Australasia Pty Ltd Sydney	AUS	NIA	Münchener Rückversicherungs-Gesellschaft AG	Ownership	100.000	Münchener Rückversicherung AG		
							Munich Holdings Limited Toronto, Ontario	CAN	NIA	Münchener Rückversicherungs-Gesellschaft AG	Ownership	100.000	Münchener Rückversicherung AG		
							Munich Reinsurance Company of Africa Ltd Johannesburg	ZAF	IA	Münchener Rückversicherungs-Gesellschaft AG	Ownership	100.000	Münchener Rückversicherung AG		
							ERGO Group AG Düsseldorf	DEU	NIA	Münchener Rückversicherungs-Gesellschaft AG	Ownership	100.000	Münchener Rückversicherung AG		
							MEAG Cash Management GmbH München	DEU	NIA	Münchener Rückversicherungs-Gesellschaft AG	Ownership	60.000	Münchener Rückversicherung AG		

97.46

ANNUAL STATEMENT FOR THE YEAR 2021 OF THE American Modern Home Insurance Co.

SCHEDULE Y
PART 1A - DETAIL OF INSURANCE HOLDING COMPANY SYSTEM

1	2	3	4	5	6	7	8	9	10	11	12	13	14	15	16
Group Code	Group Name	NAIC Company Code	ID Number	Federal RSSD	CIK	Name of Securities Exchange if Publicly Traded (U.S. or International)	Names of Parent, Subsidiaries Or Affiliates	Domi-ciliary Location	Relation-ship to Reporting Entity	Directly Controlled by (Name of Entity/Person)	Type of Control (Ownership, Board, Management, Attorney-in-Fact, Influence, Other)	If Control is Ownership Provide Percentage	Ultimate Controlling Entity(ies)/Person(s)	Is an SCA Filing Re-quired? (Yes/No)	*
							MEAG Munich ERGO Asset ManagementMünchen	DEU	NIA	Münchener Rückversicherungs-Gesellschaft AG	Ownership	100.000	Münchener Rückversicherung AG		
							Hamburger Hof Management GmbHHamburg	DEU	NIA	Münchener Rückversicherungs-Gesellschaft AG	Ownership	100.000	Münchener Rückversicherung AG		
							MR Financial Group GmbHMünchen	DEU	NIA	Münchener Rückversicherungs-Gesellschaft AG	Ownership	100.000	Münchener Rückversicherung AG		
							Larus Vermögensverwaltungsges.mbHMünchen	DEU	NIA	Münchener Rückversicherungs-Gesellschaft AG	Ownership	100.000	Münchener Rückversicherung AG		
							MR Equity Investment GmbHMünchen	DEU	NIA	Münchener Rückversicherungs-Gesellschaft AG	Ownership	100.000	Münchener Rückversicherung AG		
							MR Beteiligungen 15. GmbHMünchen	DEU	NIA	Münchener Rückversicherungs-Gesellschaft AG	Ownership	100.000	Münchener Rückversicherung AG		
							MR RENT-Management GmbHMünchen	DEU	NIA	Münchener Rückversicherungs-Gesellschaft AG	Ownership	100.000	Münchener Rückversicherung AG		
							MR Beteiligungen 18. GmbHGrünwald	DEU	NIA	Münchener Rückversicherungs-Gesellschaft AG	Ownership	100.000	Münchener Rückversicherung AG		
							DRIVEyourRisk GmbHMünchen	DEU	NIA	Münchener Rückversicherungs-Gesellschaft AG	Ownership	100.000	Münchener Rückversicherung AG		
							MR Beteiligungen AGGrünwald	DEU	NIA	Münchener Rückversicherungs-Gesellschaft AG	Ownership	100.000	Münchener Rückversicherung AG		
							MunichFinancialGroup AG HoldingMünchen	DEU	NIA	Münchener Rückversicherungs-Gesellschaft AG	Ownership	100.000	Münchener Rückversicherung AG		
							MunichFinancialServices AG HoldingMünchen	DEU	NIA	Münchener Rückversicherungs-Gesellschaft AG	Ownership	100.000	Münchener Rückversicherung AG		
							Münchener Finanz Gruppe AG BeteiligungenMünchen	DEU	NIA	Münchener Rückversicherungs-Gesellschaft AG	Ownership	100.000	Münchener Rückversicherung AG		
							Münchener Argentina Servicios TécnicosBuenos Aires	ARG	NIA	Münchener Rückversicherungs-Gesellschaft AG	Ownership	90.000	Münchener Rückversicherung AG		
							Munich Re Investment Partners GmbHMünchen	DEU	NIA	Münchener Rückversicherungs-Gesellschaft AG	Ownership	100.000	Münchener Rückversicherung AG		
							Reaseguradora de las AmericasLa Habana	CUB	NIA	Münchener Rückversicherungs-Gesellschaft AG	Ownership	100.000	Münchener Rückversicherung AG		
							MR Beteiligungen 17. GmbHMünchen	DEU	NIA	Münchener Rückversicherungs-Gesellschaft AG	Ownership	100.000	Münchener Rückversicherung AG		
							Schloss Hohenkammer GmbHHohenkammer	DEU	NIA	Münchener Rückversicherungs-Gesellschaft AG	Ownership	100.000	Münchener Rückversicherung AG		
							Munich Re India Services Private LimitedMumbai	IND	NIA	Münchener Rückversicherungs-Gesellschaft AG	Ownership	99.000	Münchener Rückversicherung AG		
							Munich Re Capital Markets GmbHMünchen	DEU	NIA	Münchener Rückversicherungs-Gesellschaft AG	Ownership	100.000	Münchener Rückversicherung AG		
							MR Solar GmbH & Co. KGDüsseldorf	DEU	NIA	Münchener Rückversicherungs-Gesellschaft AG	Ownership	99.800	Münchener Rückversicherung AG		
							Evaluación Médica TUW S.L.Barcelona	ESP	NIA	Münchener Rückversicherungs-Gesellschaft AG	Ownership	100.000	Münchener Rückversicherung AG		
							P.A.N. Verwaltungs GmbHGrünwald	DEU	NIA	Münchener Rückversicherungs-Gesellschaft AG	Ownership	100.000	Münchener Rückversicherung AG		
							MÜNCHENER RÜCK, ESCRITÓRIO DE REPRESENTAÇÃO NO BRASIL LTDASão Paulo	BRA	NIA	Münchener Rückversicherungs-Gesellschaft AG	Ownership	100.000	Münchener Rückversicherung AG		
							Hansekuranz Kontor GmbHMünster	DEU	NIA	Münchener Rückversicherungs-Gesellschaft AG	Ownership	80.000	Münchener Rückversicherung AG		
							Sustainable Finance Risk Consulting GmbHMünchen	DEU	NIA	Münchener Rückversicherungs-Gesellschaft AG	Ownership	100.000	Münchener Rückversicherung AG		
							MR Beteiligungen 3. GmbHMünchen	DEU	NIA	Münchener Rückversicherungs-Gesellschaft AG	Ownership	100.000	Münchener Rückversicherung AG		

ANNUAL STATEMENT FOR THE YEAR 2021 OF THE American Modern Home Insurance Co.

SCHEDULE Y
PART 1A - DETAIL OF INSURANCE HOLDING COMPANY SYSTEM

1	2	3	4	5	6	7	8	9	10	11	12	13	14	15	16
Group Code	Group Name	NAIC Company Code	ID Number	Federal RSSD	CIK	Name of Securities Exchange if Publicly Traded (U.S. or International)	Names of Parent, Subsidiaries Or Affiliates	Domi-ciliary Location	Relation-ship to Reporting Entity	Directly Controlled by (Name of Entity/Person)	Type of Control (Ownership, Board, Management, Attorney-in-Fact, Influence, Other)	If Control is Ownership Provide Percentage	Ultimate Controlling Entity(ies)/Person(s)	Is an SCA Filing Re-quired? (Yes/No)	*
							Munich Re Service GmbH München	DEU	NIA	Münchener Rückversicherungs-Gesellschaft AG	Ownership	100.000	Münchener Rückversicherung AG		
							Munich Re Markets GmbH München	DEU	NIA	Münchener Rückversicherungs-Gesellschaft AG	Ownership	100.000	Münchener Rückversicherung AG		
							TIERdirekt GmbH München	DEU	NIA	Münchener Rückversicherungs-Gesellschaft AG	Ownership	75.000	Münchener Rückversicherung AG		
							Munich Re Health Services FZ-LLC Dubai	ARE	NIA	Münchener Rückversicherungs-Gesellschaft AG	Ownership	100.000	Münchener Rückversicherung AG		
							MR Beteiligungen 2. UK AG & Co. KG Grünwald	DEU	NIA	Münchener Rückversicherungs-Gesellschaft AG	Ownership	100.000	Münchener Rückversicherung AG		
							MR Beteiligungen 20. GmbH München	DEU	NIA	Münchener Rückversicherungs-Gesellschaft AG	Ownership	100.000	Münchener Rückversicherung AG		
							MR Beteiligungen 21. GmbH München	DEU	NIA	Münchener Rückversicherungs-Gesellschaft AG	Ownership	100.000	Münchener Rückversicherung AG		
							MR Beteiligungen 22. GmbH München	DEU	NIA	Münchener Rückversicherungs-Gesellschaft AG	Ownership	100.000	Münchener Rückversicherung AG		
							Muenchener de Mexico, S.A. Mexiko	MEX	NIA	Münchener Rückversicherungs-Gesellschaft AG	Ownership	0.200	Münchener Rückversicherung AG		
							VICTORIA US Property Zwei GmbH i. L. München	DEU	NIA	Münchener Rückversicherungs-Gesellschaft AG	Ownership	100.000	Münchener Rückversicherung AG		
							SNIC Insurance B.S.C. @Manama	BHR	IA	Münchener Rückversicherungs-Gesellschaft AG	Ownership	22.500	Münchener Rückversicherung AG		
							Global Aerospace Underwriting Managers Ltd. London	GBR	NIA	Münchener Rückversicherungs-Gesellschaft AG	Ownership	51.000	Münchener Rückversicherung AG		
							Consorcio Internacional de Aseguradores de Crédito S.A. Madrid	ESP	NIA	Münchener Rückversicherungs-Gesellschaft AG	Ownership	15.000	Münchener Rückversicherung AG		
							Suramericana S.A. Medellin	COL	NIA	Münchener Rückversicherungs-Gesellschaft AG	Ownership	18.900	Münchener Rückversicherung AG		
							Taunus Holding B.V. Rotterdam	NLD	NIA	Münchener Rückversicherungs-Gesellschaft AG	Ownership	23.200	Münchener Rückversicherung AG		
							King Price Financial Services (Pty) Ltd. Pretoria	ZAF	NIA	Münchener Rückversicherungs-Gesellschaft AG	Ownership	15.000	Münchener Rückversicherung AG		
							PERILS AG Zürich	CHE	NIA	Münchener Rückversicherungs-Gesellschaft AG	Ownership	10.000	Münchener Rückversicherung AG		
							CertX AG Marly	CHE	NIA	Münchener Rückversicherungs-Gesellschaft AG	Ownership	35.000	Münchener Rückversicherung AG		
							versdiagnose GmbH Hannover	DEU	NIA	Münchener Rückversicherungs-Gesellschaft AG	Ownership	49.000	Münchener Rückversicherung AG		
							FlexFactory GmbH Stuttgart	DEU	NIA	Münchener Rückversicherungs-Gesellschaft AG	Ownership	50.000	Münchener Rückversicherung AG		
							Extremus Versicherungs-AG Köln	DEU	IA	Münchener Rückversicherungs-Gesellschaft AG	Ownership	16.000	Münchener Rückversicherung AG		
							Nürnberg Beteiligungs AG Nürnberg	DEU	NIA	Münchener Rückversicherungs-Gesellschaft AG	Ownership	16.300	Münchener Rückversicherung AG		
							Saudi Enaya Cooperative Insurance Company Jeddah	SAU	IA	Münchener Rückversicherungs-Gesellschaft AG	Ownership	15.000	Münchener Rückversicherung AG		
							Deutsches Forschungszentrum für Künstliche Intelligenz GmbH Kaiserslautern	DEU	NIA	Münchener Rückversicherungs-Gesellschaft AG	Ownership	2.500	Münchener Rückversicherung AG		
							B3i Services AG Zürich	CHE	NIA	Münchener Rückversicherungs-Gesellschaft AG	Ownership	2.800	Münchener Rückversicherung AG		
							Agricultural Management Services S.r.l. Mailand	ITA	NIA	Münchener Rückversicherungs-Gesellschaft AG	Ownership	33.300	Münchener Rückversicherung AG		
							ADEUS Aktienregister-Service-GmbH München	DEU	NIA	Münchener Rückversicherungs-Gesellschaft AG	Ownership	15.400	Münchener Rückversicherung AG		

ANNUAL STATEMENT FOR THE YEAR 2021 OF THE American Modern Home Insurance Co.

SCHEDULE Y
PART 1A - DETAIL OF INSURANCE HOLDING COMPANY SYSTEM

1	2	3	4	5	6	7	8	9	10	11	12	13	14	15	16
Group Code	Group Name	NAIC Company Code	ID Number	Federal RSSD	CIK	Name of Securities Exchange if Publicly Traded (U.S. or International)	Names of Parent, Subsidiaries Or Affiliates	Domi-ciliary Location	Relation-ship to Reporting Entity	Directly Controlled by (Name of Entity/Person)	Type of Control (Ownership, Board, Management, Attorney-in-Fact, Influence, Other)	If Control is Ownership Provide Percentage	Ultimate Controlling Entity(ies)/Person(s)	Is an SCA Filing Re-quired? (Yes/No)	*
							Jordan Insurance Co. p.l.c.Amman	JOR	IA	Münchener Rückversicherungs-Gesellschaft AG	Ownership	10.000	Münchener Rückversicherung AG		
							Mico Equities Inc.Manila	PHL	NIA	Münchener Rückversicherungs-Gesellschaft AG	Ownership	10.200	Münchener Rückversicherung AG		
							Asia Property Fund II GmbH & Co. KG i. L.München	DEU	NIA	Münchener Rückversicherungs-Gesellschaft AG	Ownership	5.900	Münchener Rückversicherung AG		
							La Previsora S.A. Compania SegurosBogota	COL	IA	Münchener Rückversicherungs-Gesellschaft AG	Ownership	0.500	Münchener Rückversicherung AG		
							The Toa Reinsurance CompanyTokio	JPN	IA	Münchener Rückversicherungs-Gesellschaft AG	Ownership	2.400	Münchener Rückversicherung AG		
							COMAR Compagnie Méditerranéenne d'Assurances et de Réas.Tunis	TUN	IA	Münchener Rückversicherungs-Gesellschaft AG	Ownership	3.000	Münchener Rückversicherung AG		
							PharmapoolMünchen	DEU	NIA	Münchener Rückversicherungs-Gesellschaft AG	Ownership	12.500	Münchener Rückversicherung AG		
							Münchener Tierpark Hellabrunn AktiengesellschaftMünchen	DEU	NIA	Münchener Rückversicherungs-Gesellschaft AG	Ownership	0.200	Münchener Rückversicherung AG		
							Société Tunisienne de Assurances et de Réassurances STARTunis	TUN	IA	Münchener Rückversicherungs-Gesellschaft AG	Ownership	1.300	Münchener Rückversicherung AG		
							MEAG BenedictMünchen	DEU	NIA	Münchener Rückversicherungs-Gesellschaft AG	Ownership	100.000	Münchener Rückversicherung AG		
							MEAG VenusMünchen	DEU	NIA	Münchener Rückversicherungs-Gesellschaft AG	Ownership	100.000	Münchener Rückversicherung AG		
							MEAG PEGASUSMünchen	DEU	NIA	Münchener Rückversicherungs-Gesellschaft AG	Ownership	100.000	Münchener Rückversicherung AG		
							MU068 MR Placem (FCP)Paris	FRA	NIA	Münchener Rückversicherungs-Gesellschaft AG	Ownership	100.000	Münchener Rückversicherung AG		
							MEAG Short-Term High YieldMünchen	DEU	NIA	Münchener Rückversicherungs-Gesellschaft AG	Ownership	26.400	Münchener Rückversicherung AG		
							MEAG EM Rent Nachhaltigkeit (A+I Tranche)München	DEU	NIA	Münchener Rückversicherungs-Gesellschaft AG	Ownership	16.300	Münchener Rückversicherung AG		
							Daman Health Insurance - Qatar LLCDooha	QAT	NIA	Munich Health Daman Holding	Ownership	100.000	Münchener Rückversicherung AG		
							Temple Insurance CompanyToronto, Ontario	CAN	IA	Munich Holdings Limited	Ownership	100.000	Münchener Rückversicherung AG		
							Munich Re Company of CanadaToronto, Ontario	CAN	IA	Munich Holdings Limited	Ownership	100.000	Münchener Rückversicherung AG		
							Munich Life Management Corp. Ltd.Toronto, Ontario	CAN	NIA	Munich Holdings Limited	Ownership	100.000	Münchener Rückversicherung AG		
							Munich Management Pte. Ltd.Singapur	SGP	NIA	Munich Holdings Limited	Ownership	100.000	Münchener Rückversicherung AG		
							Munichre Service LimitedHongkong	HKG	NIA	Munich Holdings Limited	Ownership	100.000	Münchener Rückversicherung AG		
							Muenchener de Mexico, S.A.Mexiko	MEX	NIA	Munich Holdings Limited	Ownership	99.800	Münchener Rückversicherung AG		
							Münchener de Venezuela C.A. Intermediaria de ReasegurosCaracas	VEN	NIA	Munich Holdings Limited	Ownership	100.000	Münchener Rückversicherung AG		
							Munich-Canada Management Corp.Toronto, Ontario	CAN	NIA	Munich Holdings Limited	Ownership	100.000	Münchener Rückversicherung AG		
							Munich Reinsurance Comp.Australasia LtdSydney	AUS	IA	Munich Holdings of Australasia Pty Ltd	Ownership	100.000	Münchener Rückversicherung AG		
							Corion Pty LtdSydney	AUS	NIA	Munich Holdings of Australasia Pty Ltd	Ownership	100.000	Münchener Rückversicherung AG		
							Macquarie Agriculture Fund - Crop AustraliaSydney	AUS	NIA	Munich Holdings of Australasia Pty Ltd	Ownership	13.500	Münchener Rückversicherung AG		
							Munich Re Automation Solutions Inc.Wilmington, Delaware	TX	NIA	Munich Re Automation Solutions Limited	Ownership	100.000	Münchener Rückversicherung AG		
							Munich Re Automation Solutions K.K.Tokio	JPN	NIA	Munich Re Automation Solutions Limited	Ownership	100.000	Münchener Rückversicherung AG		
							Munich Re Automation Solutions Pty LtdSydney	AUS	NIA	Munich Re Automation Solutions Limited	Ownership	100.000	Münchener Rückversicherung AG		
							Munich Re Automation Solutions GmbHMünchen	DEU	NIA	Munich Re Automation Solutions Limited	Ownership	100.000	Münchener Rückversicherung AG		

ANNUAL STATEMENT FOR THE YEAR 2021 OF THE American Modern Home Insurance Co.

SCHEDULE Y

PART 1A - DETAIL OF INSURANCE HOLDING COMPANY SYSTEM

1	2	3	4	5	6	7	8	9	10	11	12	13	14	15	16
Group Code	Group Name	NAIC Company Code	ID Number	Federal RSSD	CIK	Name of Securities Exchange if Publicly Traded (U.S. or International)	Names of Parent, Subsidiaries Or Affiliates	Domi-ciliary Location	Relation-ship to Reporting Entity	Directly Controlled by (Name of Entity/Person)	Type of Control (Ownership, Board, Management, Attorney-in-Fact, Influence, Other)	If Control is Ownership Provide Percentage	Ultimate Controlling Entity(ies)/Person(s)	Is an SCA Filing Re-quired? (Yes/No)	*
							Munich Re Automation Solutions Pte. Ltd.Singapur	.SGP	NIA	Munich Re Automation Solutions Limited	Ownership	100.000	Münchener Rückversicherung AG		
							Munich Canada Systems CorporationToronto, Ontario	.CAN	NIA	Munich Re Company of Canada	Ownership	100.000	Münchener Rückversicherung AG		
							Fundo Invest Exclusivo referenciado di Munich Re Brasíliao Paulo	.BRA	NIA	Munich Re do Brasil Resseguradora SA	Ownership	99.800	Münchener Rückversicherung AG		
							ITAU CAMBIAL FICFISao Paulo	.BRA	NIA	Munich Re do Brasil Resseguradora SA	Ownership	12.800	Münchener Rückversicherung AG		
							GHGH Holdings Inc. Vancouver, British Columbia	.CAN	NIA	Munich Re New Ventures Inc.	Ownership	100.000	Münchener Rückversicherung AG		
							Smart Employee Benefits Inc.Mississauga, Ontario	.CAN	NIA	Munich Re New Ventures Inc.	Ownership	6.000	Münchener Rückversicherung AG		
							Munich Re of Malta p.l.c.Ta' Xbiex	.MLT	IA	Munich Re of Malta Holding Limited	Ownership	100.000	Münchener Rückversicherung AG		
							Munich Re Underwriting Agents DIFC Ltd.Dubai	.ARE	NIA	Munich Re of Malta Holding Limited	Ownership	100.000	Münchener Rückversicherung AG		
							Groves, John & Westrup LimitedLiverpool	.GBR	NIA	Munich Re Specialty Group Ltd.	Ownership	100.000	Münchener Rückversicherung AG		
							Munich Re Syndicate LimitedLondon	.GBR	NIA	Munich Re Specialty Group Ltd.	Ownership	100.000	Münchener Rückversicherung AG		
							Munich Re Capital LimitedLondon	.GBR	IA	Munich Re Specialty Group Ltd.	Ownership	100.000	Münchener Rückversicherung AG		
							Munich Re Specialty Insurance (UK) LimitedManchester	.GBR	NIA	Munich Re Specialty Group Ltd.	Ownership	100.000	Münchener Rückversicherung AG		
							Munich Re Syndicate Singapore Ltd.Singapur	.SGP	NIA	Munich Re Specialty Group Ltd.	Ownership	100.000	Münchener Rückversicherung AG		
							Roanoke International Brokers LimitedLondon	.GBR	NIA	Munich Re Specialty Group Ltd.	Ownership	100.000	Münchener Rückversicherung AG		
							Munich Re Syndicate Middle East Ltd.Dubai	.ARE	NIA	Munich Re Specialty Group Ltd.	Ownership	100.000	Münchener Rückversicherung AG		
							Munich Re Specialty Group N.A. Inc.Wilmington, Delaware	.IL	NIA	Munich Re Specialty Group Ltd.	Ownership	100.000	Münchener Rückversicherung AG		
							Munich Re Syndicate Labuan LimitedLabuan	.MYS	NIA	Munich Re Specialty Group Ltd.	Ownership	100.000	Münchener Rückversicherung AG		
							MRS&G UK Services LimitedLondon	.GBR	NIA	Munich Re Specialty Group Ltd.	Ownership	100.000	Münchener Rückversicherung AG		
							Munich Re Capital No.2 LimitedLondon	.GBR	NIA	Munich Re Specialty Group Ltd.	Ownership	100.000	Münchener Rückversicherung AG		
							Munich Re Risk Solution Ireland LimitedDublin	.IRL	NIA	Munich Re Specialty Group Ltd.	Ownership	100.000	Münchener Rückversicherung AG		
							MNJ (Specialty) LimitedLondon	.GBR	NIA	Munich Re Specialty Group Ltd.	Ownership	100.000	Münchener Rückversicherung AG		
							Roanoke Insurance Group Inc.Schaumburg, Illinois	.IL	NIA	Munich Re Specialty Group N.A. Inc.	Ownership	100.000	Münchener Rückversicherung AG		
							Roanoke Insurance Group Canada Inc.Toronto, Ontario	.CAN	IA	Munich Re Specialty Group N.A. Inc.	Ownership	100.000	Münchener Rückversicherung AG		
							U.S. Property Fund V GmbH & Co. KGMünchen	.DEU	NIA	Munich Reinsurance America Inc.	Ownership	4.700	Münchener Rückversicherung AG		
							Finsure Investments (Private) LimitedHarare	.ZWE	NIA	Munich Reinsurance Company of Africa Ltd	Ownership	24.500	Münchener Rückversicherung AG		
							First Central Holdings LimitedJohannesburg	.ZAF	IA	Munich Reinsurance Company of Africa Ltd	Ownership	9.000	Münchener Rückversicherung AG		
							Groupement Togolais d'AssurancesLome	.TGO	IA	Munich Reinsurance Company of Africa Ltd	Ownership	0.000	Münchener Rückversicherung AG		
							AMSA Assurances Côte d'Ivoire S.A.Abidjan	.CIV	IA	Munich Reinsurance Company of Africa Ltd	Ownership	2.100	Münchener Rückversicherung AG		
							Societe Camerounaise d'AssurancesDouala	.CMR	IA	Munich Reinsurance Company of Africa Ltd	Ownership	1.000	Münchener Rückversicherung AG		
							Eswatini Royal Insurance CorporationMbabane	.SWZ	IA	Munich Reinsurance Company of Africa Ltd	Ownership	16.000	Münchener Rückversicherung AG		
							Munich Re of Malta Holding LimitedTa' Xbiex	.MLT	NIA	MunichFinancialGroup GmbH	Ownership	0.000	Münchener Rückversicherung AG		
							Munich Re of Malta p.l.c.Ta' Xbiex	.MLT	IA	MunichFinancialGroup GmbH	Ownership	0.000	Münchener Rückversicherung AG		
							Smart Thinking Consulting (Beijing) Co. Ltd.Beijing	.CHN	NIA	Munichre Service Limited	Ownership	100.000	Münchener Rückversicherung AG		
							Wataniya Insurance CompanyJeddah	.SAU	IA	New Reinsurance Company Ltd.	Ownership	10.000	Münchener Rückversicherung AG		
							MEAG EURO-FONDSMünchen	.DEU	NIA	New Reinsurance Company Ltd.	Ownership	100.000	Münchener Rückversicherung AG		
							MEAG GBP Global STARMünchen	.DEU	NIA	New Reinsurance Company Ltd.	Ownership	100.000	Münchener Rückversicherung AG		
							MEAG EURO-YieldMünchen	.DEU	NIA	New Reinsurance Company Ltd.	Ownership	100.000	Münchener Rückversicherung AG		
							MEAG EUR Global 1München	.DEU	NIA	New Reinsurance Company Ltd.	Ownership	100.000	Münchener Rückversicherung AG		
							MEAG USD FondsMünchen	.DEU	NIA	New Reinsurance Company Ltd.	Ownership	100.000	Münchener Rückversicherung AG		
							MEAG Insurance Fund - Tied AssetsGenf	.CHE	NIA	New Reinsurance Company Ltd.	Ownership	100.000	Münchener Rückversicherung AG		
							HSBC FRENCH GOVT BONDS - FONDSParis	.FRA	NIA	New Reinsurance Company Ltd.	Ownership	3.000	Münchener Rückversicherung AG		
							HSBC EURO GVT BOND FUND CParis	.FRA	NIA	New Reinsurance Company Ltd.	Ownership	3.000	Münchener Rückversicherung AG		

97.50

ANNUAL STATEMENT FOR THE YEAR 2021 OF THE American Modern Home Insurance Co.

SCHEDULE Y
PART 1A - DETAIL OF INSURANCE HOLDING COMPANY SYSTEM

1	2	3	4	5	6	7	8	9	10	11	12	13	14	15	16
Group Code	Group Name	NAIC Company Code	ID Number	Federal RSSD	CIK	Name of Securities Exchange if Publicly Traded (U.S. or International)	Names of Parent, Subsidiaries Or Affiliates	Domiciliary Location	Relationship to Reporting Entity	Directly Controlled by (Name of Entity/Person)	Type of Control (Ownership, Board, Management, Attorney-in-Fact, Influence, Other)	If Control is Ownership Provide Percentage	Ultimate Controlling Entity(ies)/Person(s)	Is an SCA Filing Required? (Yes/No)	*
							HSBC FRENCH GOVT BONDS RD FUNDParis	.FRA	NIA	New Reinsurance Company Ltd.	Ownership	3.000	Münchener Rückversicherung AG		
							MEAG INSTITUTIONAL FUND S.C.S. SICAV-RAIF - Infra Debt IILuxemburg	.LUX	NIA	nexible Versicherung AG	Ownership	0.200	Münchener Rückversicherung AG		
							iShares - EURO STOXX 50 UCITS ETFMünchen	.DEU	NIA	nexible Versicherung AG	Ownership	1.900	Münchener Rückversicherung AG		
							BTG Pactual PNW Fund III (Foreign) LLCover, Delaware	.DE	NIA	Pan Estates LLC	Ownership	39.100	Münchener Rückversicherung AG		
							BTG Pactual PNW Fund IV LLCover, Delaware	.DE	NIA	Pan Estates LLC	Ownership	20.600	Münchener Rückversicherung AG		
							Parachute Solutions Numériques Inc.Toronto, Ontario	.CAN	NIA	PARACHUTE DIGITAL SOLUTIONS HOLDINGS INC.	Ownership	100.000	Münchener Rückversicherung AG		
							Munich Re Innovation Systems Inc.Toronto, Ontario	.CAN	NIA	PARACHUTE DIGITAL SOLUTIONS HOLDINGS INC.	Ownership	100.000	Münchener Rückversicherung AG		
							AGRA Ges. für landwirt. Entwicklung u. Beteiligung mbHBerlin	.DEU	NIA	Pegasos Holding GmbH	Ownership	100.000	Münchener Rückversicherung AG		
							PLATINIA world wide equity Erste Bet.-GmbH & Co. KG i. L.Grünwald	.DEU	NIA	PLATINIA Verwaltungs-GmbH i. L.	Other	0.000	Münchener Rückversicherung AG		
							PRORENDITA DREI GmbH & Co. KG Düsseldorf	.DEU	NIA	PRORENDITA DREI Verwaltungsgesellschaft mbH	Other	0.000	Münchener Rückversicherung AG		
							PRORENDITA FÜNF GmbH & Co. KG Düsseldorf	.DEU	NIA	PRORENDITA FÜNF Verwaltungsgesellschaft mbH	Other	0.000	Münchener Rückversicherung AG		
							PRORENDITA VIER GmbH & Co. KG Düsseldorf	.DEU	NIA	PRORENDITA VIER Verwaltungsgesellschaft mbH	Other	0.000	Münchener Rückversicherung AG		
							Munich Re Specialty Group Insurance Services Inc.Boston, Massachusetts	.IL	NIA	Roanoke Insurance Group Inc.	Ownership	100.000	Münchener Rückversicherung AG		
							Scout Moor Holdings (No. 1) LimitedLondon	.GBR	NIA	Scout Moor Group Limited	Ownership	100.000	Münchener Rückversicherung AG		
							Scout Moor Holdings (No. 2) LimitedLondon	.GBR	NIA	Scout Moor Holdings (No. 1) Limited	Ownership	100.000	Münchener Rückversicherung AG		
							Scout Moor Wind Farm LimitedLondon	.GBR	NIA	Scout Moor Holdings (No. 2) Limited	Ownership	100.000	Münchener Rückversicherung AG		
							Lietuva Demetra GmbHMünchen	.DEU	NIA	Silvanus Vermögensverwaltungsges.mBH	Ownership	100.000	Münchener Rückversicherung AG		
							Ceres Demetra GmbHMünchen	.DEU	NIA	Silvanus Vermögensverwaltungsges.mBH	Ownership	100.000	Münchener Rückversicherung AG		
							Pan Estates LLCWilmington, Delaware	.DE	NIA	Silvanus Vermögensverwaltungsges.mBH	Ownership	100.000	Münchener Rückversicherung AG		
							Pegasos Holding GmbHMünchen	.DEU	NIA	Silvanus Vermögensverwaltungsges.mBH	Ownership	100.000	Münchener Rückversicherung AG		
							Dansk Demetra ApSFrederiksberg C	.DNK	NIA	Silvanus Vermögensverwaltungsges.mBH	Ownership	100.000	Münchener Rückversicherung AG		
							Ponga Silva LimitedRotorua	.NZL	NIA	Silvanus Vermögensverwaltungsges.mBH	Ownership	100.000	Münchener Rückversicherung AG		
							Junos Verwaltungs GmbHMünchen	.DEU	NIA	Silvanus Vermögensverwaltungsges.mBH	Ownership	100.000	Münchener Rückversicherung AG		
							FIA Timber Partners II LPWilmington, Delaware	.DE	NIA	Silvanus Vermögensverwaltungsges.mBH	Ownership	39.100	Münchener Rückversicherung AG		
							RMS Forest Growth International LPGeorge Town, Grand Cayman	.CYM	NIA	Silvanus Vermögensverwaltungsges.mBH	Ownership	43.500	Münchener Rückversicherung AG		
							Hancock Timberland XII LPWilmington, Delaware	.DE	NIA	Silvanus Vermögensverwaltungsges.mBH	Ownership	15.200	Münchener Rückversicherung AG		
							Green Acre LLCWilmington, Delaware	.DE	NIA	Silvanus Vermögensverwaltungsges.mBH	Ownership	31.900	Münchener Rückversicherung AG		
							Craigmore Permanent Crop LPChristchurch	.NZL	NIA	Silvanus Vermögensverwaltungsges.mBH	Ownership	44.100	Münchener Rückversicherung AG		
							Brookfield Timberlands Fund V, L.PWilmington, Delaware	.DE	NIA	Silvanus Vermögensverwaltungsges.mBH	Other	0.000	Münchener Rückversicherung AG		
							BTG Pactual Global Timberland Resources FundLuxemburg	.LUX	NIA	Silvanus Vermögensverwaltungsges.mBH	Ownership	40.300	Münchener Rückversicherung AG		
							Australia New Zealand Forest FundSydney	.AUS	NIA	Silvanus Vermögensverwaltungsges.mBH	Ownership	12.500	Münchener Rückversicherung AG		
							New Forests Penola PlantationsSydney	.AUS	NIA	Silvanus Vermögensverwaltungsges.mBH	Ownership	18.800	Münchener Rückversicherung AG		
							mediterran Power S.a.s. di welivit Solar Italia S.r.l.Bozen	.ITA	NIA	Solarpark Fusion 3 GmbH	Ownership	100.000	Münchener Rückversicherung AG		
							SAINT LEON ENERGIE S.A.R.L.Saargemünd	.FRA	NIA	Solarpark Fusion 3 GmbH	Ownership	100.000	Münchener Rückversicherung AG		
							Marina Sp.z.o.o.Sopot	.POL	NIA	Sopockie Towarzystwo Ubezpieczen Ergo	Ownership	100.000	Münchener Rückversicherung AG		
							Sopockie Towarzystwo Doradcze Sp.z.o.o.Sopot	.POL	NIA	Hestia Spolka Akcyjna	Ownership	100.000	Münchener Rückversicherung AG		
										Sopockie Towarzystwo Ubezpieczen Ergo	Ownership	100.000	Münchener Rückversicherung AG		
										Hestia Spolka Akcyjna	Ownership	100.000	Münchener Rückversicherung AG		

ANNUAL STATEMENT FOR THE YEAR 2021 OF THE American Modern Home Insurance Co.

SCHEDULE Y
PART 1A - DETAIL OF INSURANCE HOLDING COMPANY SYSTEM

1	2	3	4	5	6	7	8	9	10	11	12	13	14	15	16
Group Code	Group Name	NAIC Company Code	ID Number	Federal RSSD	CIK	Name of Securities Exchange if Publicly Traded (U.S. or International)	Names of Parent, Subsidiaries Or Affiliates	Domiciliary Location	Relationship to Reporting Entity	Directly Controlled by (Name of Entity/Person)	Type of Control (Ownership, Board, Management, Attorney-in-Fact, Influence, Other)	If Control is Ownership Provide Percentage	Ultimate Controlling Entity(ies)/Person(s)	Is an SCA Filing Required? (Yes/No)	*
							MEAG ATLAMünchen	DEU	NIA	Victoria Lebensversicherung Aktiengesellschaft	Ownership	100.000	Münchener Rückversicherung AG		
							MEAG Multi LifeMünchen	DEU	NIA	Victoria Lebensversicherung Aktiengesellschaft	Ownership	21.000	Münchener Rückversicherung AG		
							MEAG Pension RentMünchen	DEU	NIA	Victoria Lebensversicherung Aktiengesellschaft	Ownership	1.700	Münchener Rückversicherung AG		
							MEAG Pension SafeMünchen	DEU	NIA	Victoria Lebensversicherung Aktiengesellschaft	Ownership	0.600	Münchener Rückversicherung AG		
							Europroperty Fondsmünchen	DEU	NIA	Victoria Lebensversicherung Aktiengesellschaft	Ownership	18.300	Münchener Rückversicherung AG		
							EurimMünchen	DEU	NIA	Victoria Lebensversicherung Aktiengesellschaft	Ownership	6.500	Münchener Rückversicherung AG		
							MEAG EuroInvest AMünchen	DEU	NIA	Victoria Lebensversicherung Aktiengesellschaft	Ownership	0.200	Münchener Rückversicherung AG		
							MEAG ProInvest A+IMünchen	DEU	NIA	Victoria Lebensversicherung Aktiengesellschaft	Ownership	0.000	Münchener Rückversicherung AG		
							MEAG EuroFlexMünchen	DEU	NIA	Victoria Lebensversicherung Aktiengesellschaft	Ownership	0.000	Münchener Rückversicherung AG		
							MEAG Dividende (A+I Tranche)München	DEU	NIA	Victoria Lebensversicherung Aktiengesellschaft	Ownership	0.000	Münchener Rückversicherung AG		
							MEAG NACHHALTIGKEIT A+IMünchen	DEU	NIA	Victoria Lebensversicherung Aktiengesellschaft	Ownership	0.000	Münchener Rückversicherung AG		
							MEAG EuroRent A+IMünchen	DEU	NIA	Victoria Lebensversicherung Aktiengesellschaft	Ownership	0.100	Münchener Rückversicherung AG		
							MEAG EUROERTRAG (A+I Tranche)München	DEU	NIA	Victoria Lebensversicherung Aktiengesellschaft	Ownership	0.000	Münchener Rückversicherung AG		
							MEAG FAIRRETURN (A+I Tranche)München	DEU	NIA	Victoria Lebensversicherung Aktiengesellschaft	Ownership	0.000	Münchener Rückversicherung AG		
							ERGO Vermögensmanagement Flexibel AMünchen	DEU	NIA	Victoria Lebensversicherung Aktiengesellschaft	Ownership	0.000	Münchener Rückversicherung AG		
							ERGO Vermögensmanagement Robust AMünchen	DEU	NIA	Victoria Lebensversicherung Aktiengesellschaft	Ownership	0.000	Münchener Rückversicherung AG		
							ERGO Vermögensmanagement Ausgewogen AMünchen	DEU	NIA	Victoria Lebensversicherung Aktiengesellschaft	Ownership	0.000	Münchener Rückversicherung AG		
							MEAG EuroBalance A+BMünchen	DEU	NIA	Victoria Lebensversicherung Aktiengesellschaft	Ownership	0.000	Münchener Rückversicherung AG		
							MEAG EuroKapitalMünchen	DEU	NIA	Victoria Lebensversicherung Aktiengesellschaft	Ownership	0.000	Münchener Rückversicherung AG		
							MEAG GlobalBalance DFIMünchen	DEU	NIA	Victoria Lebensversicherung Aktiengesellschaft	Ownership	0.000	Münchener Rückversicherung AG		
							MEAG GlobalChance DFIMünchen	DEU	NIA	Victoria Lebensversicherung Aktiengesellschaft	Ownership	0.000	Münchener Rückversicherung AG		
							Victoria Viertel Bauabschnitt GmbH & Co. KGDüsseldorf	DEU	NIA	Victoria Viertel Bauabschnitt Management GmbH	Other	0.000	Münchener Rückversicherung AG		
							ANOVA GmbHRostock	DEU	NIA	Vivis GmbH	Ownership	100.000	Münchener Rückversicherung AG		
							Volksbanken-Versicherungsdienst GmbHWien	AUT	NIA	VV-Consulting Ges. f. Risiko., Vorsorgeb., Vers.Verm. GmbH	Ownership	25.200	Münchener Rückversicherung AG		
							MR Solar GmbH & Co. KGDüsseldorf	DEU	NIA	welivit GmbH	Ownership	0.200	Münchener Rückversicherung AG		
							welivit New Energy GmbHDüsseldorf	DEU	NIA	welivit GmbH	Ownership	100.000	Münchener Rückversicherung AG		
							welivit Solar Espana GmbHDüsseldorf	DEU	NIA	welivit GmbH	Ownership	100.000	Münchener Rückversicherung AG		
							welivit Solar Italia s.r.l.Bozen	ITA	NIA	welivit GmbH	Ownership	100.000	Münchener Rückversicherung AG		
							Solarpark 1000 Jahre FÜRth GmbH & Co. KGDüsseldorf	DEU	NIA	welivit GmbH	Ownership	0.900	Münchener Rückversicherung AG		
							welivit Solarfonds GmbH & Co. KGDüsseldorf	DEU	NIA	welivit New Energy GmbH	Other	0.000	Münchener Rückversicherung AG		

97.53

ANNUAL STATEMENT FOR THE YEAR 2021 OF THE American Modern Home Insurance Co.

SCHEDULE Y

PART 1A - DETAIL OF INSURANCE HOLDING COMPANY SYSTEM

1	2	3	4	5	6	7	8	9	10	11	12	13	14	15	16
Group Code	Group Name	NAIC Company Code	ID Number	Federal RSSD	CIK	Name of Securities Exchange if Publicly Traded (U.S. or International)	Names of Parent, Subsidiaries Or Affiliates	Domiciliary Location	Relationship to Reporting Entity	Directly Controlled by (Name of Entity/Person)	Type of Control (Ownership, Board, Management, Attorney-in-Fact, Influence, Other)	If Control is Ownership Provide Percentage	Ultimate Controlling Entity(ies)/Person(s)	Is an SCA Filing Required? (Yes/No)	*
							wse Solarpark Spanien 1 GmbH & Co. KG Düsseldorf	DEU	NIA	welivit New Energy GmbH	Ownership	0.500	Münchener Rückversicherung AG		
							MR Solar GmbH & Co. KG Düsseldorf	DEU	NIA	welivit New Energy GmbH	Other	0.000	Münchener Rückversicherung AG		
							Solarfonds Götterborn 2 GmbH & Co. KG Düsseldorf	DEU	NIA	welivit New Energy GmbH	Other	0.000	Münchener Rückversicherung AG		
							WNE Solarfonds Süddeutschland 2 GmbH & Co. KG Düsseldorf	DEU	NIA	welivit New Energy GmbH	Other	0.000	Münchener Rückversicherung AG		
							KQV Solarpark Franken 1 GmbH & Co. KG Düsseldorf	DEU	NIA	welivit New Energy GmbH	Other	0.000	Münchener Rückversicherung AG		
							Solarpark 1000 Jahre Fürth GmbH & Co. KG Düsseldorf	DEU	NIA	welivit New Energy GmbH	Other	0.000	Münchener Rückversicherung AG		
							m:solarPOWER GmbH & Co. KG Düsseldorf	DEU	NIA	welivit New Energy GmbH	Other	0.000	Münchener Rückversicherung AG		
							welivit TOP SOLAR GmbH & Co. KG Düsseldorf	DEU	NIA	welivit New Energy GmbH	Other	0.000	Münchener Rückversicherung AG		
							wse Solarpark Spanien 1 GmbH & Co. KG Düsseldorf	DEU	NIA	welivit Solar Espana GmbH	Other	0.000	Münchener Rückversicherung AG		
							welivit Solarfonds S.a.s. di welivit Solar Italia S.r.l.Bozen	ITA	NIA	welivit Solar Italia s.r.l.	Ownership	0.000	Münchener Rückversicherung AG		
							MR Solar S.a.s. di welivit Solar Italia S.r.l.Bozen	ITA	NIA	welivit Solar Italia s.r.l.	Ownership	0.000	Münchener Rückversicherung AG		
							m:editerran Power S.a.s. di welivit Solar Italia S.r.l.Bozen	ITA	NIA	welivit Solar Italia s.r.l.	Ownership	0.000	Münchener Rückversicherung AG		
							welivit Solarfonds S.a.s. di welivit Solar Italia S.r.l.Bozen	ITA	NIA	welivit Solarfonds GmbH & Co. KG	Ownership	100.000	Münchener Rückversicherung AG		
							Zumcasba 1001 S.L.Valencia	ESP	NIA	wse Solarpark Spanien 1 GmbH & Co. KG	Ownership	100.000	Münchener Rückversicherung AG		
							Zucarrobiso 2002 S.L.Valencia	ESP	NIA	wse Solarpark Spanien 1 GmbH & Co. KG	Ownership	100.000	Münchener Rückversicherung AG		
							Zucampobi 3003 S.L.Valencia	ESP	NIA	wse Solarpark Spanien 1 GmbH & Co. KG	Ownership	100.000	Münchener Rückversicherung AG		
							Zuncabu 4004 S.L.Valencia	ESP	NIA	wse Solarpark Spanien 1 GmbH & Co. KG	Ownership	100.000	Münchener Rückversicherung AG		
							Zumbicobi 5005 S.L.Valencia	ESP	NIA	wse Solarpark Spanien 1 GmbH & Co. KG	Ownership	100.000	Münchener Rückversicherung AG		
							Zacuba 6006 S.L.Valencia	ESP	NIA	wse Solarpark Spanien 1 GmbH & Co. KG	Ownership	100.000	Münchener Rückversicherung AG		
							Zucobaco 7007 S.L.Valencia	ESP	NIA	wse Solarpark Spanien 1 GmbH & Co. KG	Ownership	100.000	Münchener Rückversicherung AG		
							Zapacubi 8008 S.L.Valencia	ESP	NIA	wse Solarpark Spanien 1 GmbH & Co. KG	Ownership	100.000	Münchener Rückversicherung AG		
							Zuncolubo 9009 S.L.Valencia	ESP	NIA	wse Solarpark Spanien 1 GmbH & Co. KG	Ownership	100.000	Münchener Rückversicherung AG		
							Zarzuclumbu 100010 S.L.Valencia	ESP	NIA	wse Solarpark Spanien 1 GmbH & Co. KG	Ownership	100.000	Münchener Rückversicherung AG		
							Zacobu 110011 S.L.Valencia	ESP	NIA	wse Solarpark Spanien 1 GmbH & Co. KG	Ownership	100.000	Münchener Rückversicherung AG		
							Zafacesbe 120012 S.L.Valencia	ESP	NIA	wse Solarpark Spanien 1 GmbH & Co. KG	Ownership	100.000	Münchener Rückversicherung AG		
							Zucaelo 130013 S.L.Valencia	ESP	NIA	wse Solarpark Spanien 1 GmbH & Co. KG	Ownership	100.000	Münchener Rückversicherung AG		
							Zicobucar 140014 S.L.Valencia	ESP	NIA	wse Solarpark Spanien 1 GmbH & Co. KG	Ownership	100.000	Münchener Rückversicherung AG		
							Zacubacon 150015 S.L.Valencia	ESP	NIA	wse Solarpark Spanien 1 GmbH & Co. KG	Ownership	100.000	Münchener Rückversicherung AG		
							Badozoc 1001 S.L.Valencia	ESP	NIA	wse Solarpark Spanien 1 GmbH & Co. KG	Ownership	100.000	Münchener Rückversicherung AG		
							Guanzu 2002 S.L.Valencia	ESP	NIA	wse Solarpark Spanien 1 GmbH & Co. KG	Ownership	100.000	Münchener Rückversicherung AG		
							Zulazor 3003 S.L.Valencia	ESP	NIA	wse Solarpark Spanien 1 GmbH & Co. KG	Ownership	100.000	Münchener Rückversicherung AG		
							Zetaza 4004 S.L.Valencia	ESP	NIA	wse Solarpark Spanien 1 GmbH & Co. KG	Ownership	100.000	Münchener Rückversicherung AG		
							Callopio 5005 S.L.Valencia	ESP	NIA	wse Solarpark Spanien 1 GmbH & Co. KG	Ownership	100.000	Münchener Rückversicherung AG		
							Bobasbe 6006 S.L.Valencia	ESP	NIA	wse Solarpark Spanien 1 GmbH & Co. KG	Ownership	100.000	Münchener Rückversicherung AG		
							Baqueda 7007 S.L.Valencia	ESP	NIA	wse Solarpark Spanien 1 GmbH & Co. KG	Ownership	100.000	Münchener Rückversicherung AG		
							Botedazo 8008 S.L.Valencia	ESP	NIA	wse Solarpark Spanien 1 GmbH & Co. KG	Ownership	100.000	Münchener Rückversicherung AG		
							Camcichu 9009 S.L.Valencia	ESP	NIA	wse Solarpark Spanien 1 GmbH & Co. KG	Ownership	100.000	Münchener Rückversicherung AG		
							Cotatrillo 100010 S.L.Valencia	ESP	NIA	wse Solarpark Spanien 1 GmbH & Co. KG	Ownership	100.000	Münchener Rückversicherung AG		
							Orrazipo 110011 S.L.Valencia	ESP	NIA	wse Solarpark Spanien 1 GmbH & Co. KG	Ownership	100.000	Münchener Rückversicherung AG		
							Nerruze 120012 S.L.Valencia	ESP	NIA	wse Solarpark Spanien 1 GmbH & Co. KG	Ownership	100.000	Münchener Rückversicherung AG		
							Arridabra 130013 S.L.Valencia	ESP	NIA	wse Solarpark Spanien 1 GmbH & Co. KG	Ownership	100.000	Münchener Rückversicherung AG		
							Gamaponti 140014 S.L.Valencia	ESP	NIA	wse Solarpark Spanien 1 GmbH & Co. KG	Ownership	100.000	Münchener Rückversicherung AG		
							Aleama 150015 S.L.Valencia	ESP	NIA	wse Solarpark Spanien 1 GmbH & Co. KG	Ownership	100.000	Münchener Rückversicherung AG		
							Etoblete 160016 S.L.Valencia	ESP	NIA	wse Solarpark Spanien 1 GmbH & Co. KG	Ownership	100.000	Münchener Rückversicherung AG		

ANNUAL STATEMENT FOR THE YEAR 2021 OF THE American Modern Home Insurance Co.

SCHEDULE Y
PART 1A - DETAIL OF INSURANCE HOLDING COMPANY SYSTEM

1	2	3	4	5	6	7	8	9	10	11	12	13	14	15	16
Group Code	Group Name	NAIC Company Code	ID Number	Federal RSSD	CIK	Name of Securities Exchange if Publicly Traded (U.S. or International)	Names of Parent, Subsidiaries Or Affiliates	Domiciliary Location	Relationship to Reporting Entity	Directly Controlled by (Name of Entity/Person)	Type of Control (Ownership, Board, Management, Attorney-in-Fact, Influence, Other)	If Control is Ownership Provide Percentage	Ultimate Controlling Entity(ies)/Person(s)	Is an SCA Filing Required? (Yes/No)	*
							Naretobera 170017 S.L.Valencia	ESP	NIA	wse Solarpark Spanien 1 GmbH & Co. KG	Ownership	100.000	Münchener Rückversicherung AG		
							Tillobesta 180018 S.L.Valencia	ESP	NIA	wse Solarpark Spanien 1 GmbH & Co. KG	Ownership	100.000	Münchener Rückversicherung AG		
							Caracuel Solar Catorce S.L.Valencia	ESP	NIA	wse Solarpark Spanien 1 GmbH & Co. KG	Ownership	100.000	Münchener Rückversicherung AG		
							Caracuel Solar Cinco S.L.Valencia	ESP	NIA	wse Solarpark Spanien 1 GmbH & Co. KG	Ownership	100.000	Münchener Rückversicherung AG		
							Caracuel Solar Cuatro S.L.Valencia	ESP	NIA	wse Solarpark Spanien 1 GmbH & Co. KG	Ownership	100.000	Münchener Rückversicherung AG		
							Caracuel Solar Dieciocho S.L.Valencia	ESP	NIA	wse Solarpark Spanien 1 GmbH & Co. KG	Ownership	100.000	Münchener Rückversicherung AG		
							Caracuel Solar Dieciseis S.L.Valencia	ESP	NIA	wse Solarpark Spanien 1 GmbH & Co. KG	Ownership	100.000	Münchener Rückversicherung AG		
							Caracuel Solar Diecisiete S.L.Valencia	ESP	NIA	wse Solarpark Spanien 1 GmbH & Co. KG	Ownership	100.000	Münchener Rückversicherung AG		
							Caracuel Solar Diez S.L.Valencia	ESP	NIA	wse Solarpark Spanien 1 GmbH & Co. KG	Ownership	100.000	Münchener Rückversicherung AG		
							Caracuel Solar Doce S.L.Valencia	ESP	NIA	wse Solarpark Spanien 1 GmbH & Co. KG	Ownership	100.000	Münchener Rückversicherung AG		
							Caracuel Solar Dos S.L.Valencia	ESP	NIA	wse Solarpark Spanien 1 GmbH & Co. KG	Ownership	100.000	Münchener Rückversicherung AG		
							Caracuel Solar Nueve S.L.Valencia	ESP	NIA	wse Solarpark Spanien 1 GmbH & Co. KG	Ownership	100.000	Münchener Rückversicherung AG		
							Caracuel Solar Ocho S.L.Valencia	ESP	NIA	wse Solarpark Spanien 1 GmbH & Co. KG	Ownership	100.000	Münchener Rückversicherung AG		
							Caracuel Solar Once S.L.Valencia	ESP	NIA	wse Solarpark Spanien 1 GmbH & Co. KG	Ownership	100.000	Münchener Rückversicherung AG		
							Caracuel Solar Quince S.L.Valencia	ESP	NIA	wse Solarpark Spanien 1 GmbH & Co. KG	Ownership	100.000	Münchener Rückversicherung AG		
							Caracuel Solar Seis S.L.Valencia	ESP	NIA	wse Solarpark Spanien 1 GmbH & Co. KG	Ownership	100.000	Münchener Rückversicherung AG		
							Caracuel Solar Siete S.L.Valencia	ESP	NIA	wse Solarpark Spanien 1 GmbH & Co. KG	Ownership	100.000	Münchener Rückversicherung AG		
							Caracuel Solar Trece S.L.Valencia	ESP	NIA	wse Solarpark Spanien 1 GmbH & Co. KG	Ownership	100.000	Münchener Rückversicherung AG		
							Caracuel Solar Tres S.L.Valencia	ESP	NIA	wse Solarpark Spanien 1 GmbH & Co. KG	Ownership	100.000	Münchener Rückversicherung AG		
							Caracuel Solar Uno S.L.Valencia	ESP	NIA	wse Solarpark Spanien 1 GmbH & Co. KG	Ownership	100.000	Münchener Rückversicherung AG		

Asterisk	Explanation
----------	-------------

ANNUAL STATEMENT FOR THE YEAR 2021 OF THE American Modern Home Insurance Co.

SCHEDULE Y

PART 2 - SUMMARY OF INSURER'S TRANSACTIONS WITH ANY AFFILIATES

1	2	3	4	5	6	7	8	9	10	11	12	13
NAIC Company Code	ID Number	Names of Insurers and Parent, Subsidiaries or Affiliates	Shareholder Dividends	Capital Contributions	Purchases, Sales or Exchanges of Loans, Securities, Real Estate, Mortgage Loans or Other Investments	Income/ (Disbursements) Incurred in Connection with Guarantees or Undertakings for the Benefit of any Affiliate(s)	Management Agreements and Service Contracts	Income/ (Disbursements) Incurred Under Reinsurance Agreements	*	Any Other Material Activity Not in the Ordinary Course of the Insurer's Business	Totals	Reinsurance Recoverable/ (Payable) on Losses and/or Reserve Credit Taken/(Liability)
	13-3672116	Munich Re America Corporation	42,039,561	(625,000,000)	0	0	0	0		0	(582,960,439)	0
10227	13-4924125	Munich Reinsurance America, Inc.	0	625,000,000	0	0	0	0	*	0	625,000,000	1,501,965,339
19720	52-2048110	American Alternative Insurance Corporation										
	22-3410482	The Princeton Excess and Surplus Lines Insurance Company	(25,648,574)	0	0	0	0	0	*	0	(25,648,574)	36,349,893
10786	22-3410482	The Princeton Excess and Surplus Lines Insurance Company	(16,390,987)	0	0	0	0	0	*	0	(16,390,987)	2,195,109
12489	20-3901790	Bridgeway Insurance Company	0	0	0	0	0	0	*	0	0	1,113
	98-0157330	Munich Re of Bermuda, Ltd.	0	0	0	0	0	0		0	0	(5,157,087,645)
	13-3069874	Munich Re America Services, Inc.	0	0	0	0	57,424,980	0		0	57,424,980	0
	06-1398157	MEAG NY Corporation	0	0	0	0	734,478	0		0	734,478	0
	AA-1340165	Munchener Ruckversicherung AG, MUnchen	0	(7,900,000)	0	0	0	0		0	(7,900,000)	(2,645,407,552)
	AA-3191018	Temple Insurance Company, Toronto	0	0	0	0	0	0		0	0	694,226
	AA-1126457	Munich Re Capital Limited, London	0	0	0	0	0	0		0	0	(22,152,312)
00000	AA-1340029	EUROPAISCHE REISEVERSICHERUNG AG	0	0	0	0	0	0		0	0	(7,000)
66346	58-0828824	Munich American Reassurance Company	0	0	0	0	0	0		0	0	5,178,903,613
	13-4141052	HSB Group, Inc.	146,540,168	0	0	0	0	0		0	146,540,168	0
	06-1413773	EIG, Co.	1,000,000	0	0	0	0	0		0	1,000,000	0
11452	06-0384680	The Hartford Steam Boiler Inspection and Insurance Company	(136,480,797)	(1,000,000)	0	0	0	0		0	(137,480,797)	(103,979,337)
	AA-1120544	HSB Engineering Insurance Limited	582,072	0	0	0	0	0		0	582,072	6,043,049
	AA-1560050	The Boiler Inspection and Insurance Company of Canada	(11,641,443)	0	0	0	0	0		0	(11,641,443)	17,016,533
	AA-1340043	Great Lakes Insurance SE, London	0	0	0	0	0	0		0	0	30,840,327
		HSB Secure Services, Inc.	0	1,000,000	0	0	0	0		0	1,000,000	0
14438	45-5518320	HSB Specialty Insurance Company	0	0	0	0	0	0		0	0	77,532,607
	AA-1560450	Temple Insurance Company, Toronto	0	0	0	0	0	0		0	0	550,991
	31-0742526	The Midland Company	0	0	0	0	(1,572,021)	0		0	(1,572,021)	0
01279	31-1395650	American Modern Ins Grp Inc	18,000,000	0	0	0	103,507,464	0		0	121,507,464	0
23450	31-0711074	American Family Home Ins Co	0	0	0	0	(16,480,430)	0	*	0	(16,480,430)	0
41998	59-2236254	American Southern Home Ins Co	0	(4,200,000)	0	0	(11,277,037)	0	*	0	(15,477,037)	0
35912	31-0920414	American Western Home Ins Co	0	0	0	0	(1,618,135)	0	*	0	(1,618,135)	0
23469	31-0715697	American Modern Home Ins Co	(18,000,000)	(102,000,000)	0	0	(16,535,657)	1,407,483	*	0	(135,128,174)	804,053,051
38652	38-2342976	American Modern Select Ins Co	0	0	0	0	(17,563,381)	0	*	0	(17,563,381)	0
42722	43-1262602	American Modern Property & Casualty Ins Co	0	100,000,000	0	0	(93,067,809)	0	*	0	6,932,191	0
42005	31-1056196	American Modern Lloyds Ins Co	0	2,000,000	0	0	(1,017,282)	(1,407,483)		0	(424,765)	6,949
12314	20-2769607	American Modern Ins Co of Fl	0	4,200,000	0	0	(2,535,170)	0	*	0	1,664,830	0
	81-4214393	Munich Re Digital Partners US Holding Corporation	0	7,900,000	0	0	0	0		0	7,900,000	0
16561	82-4117108	Digital Edge Insurance Company	0	0	0	0	0	0		0	0	0
34711	05-0443418	Digital Advantage Insurance Company	0	0	0	0	0	0		0	0	204,869,000
11865	20-0196819	American Digital Title Insurance Company	0	0	0	0	0	0		0	0	0
	32-0543095	Next-INS Holdings, Inc.	0	(90,000,000)	0	0	0	0		0	(90,000,000)	0

ANNUAL STATEMENT FOR THE YEAR 2021 OF THE American Modern Home Insurance Co.

SCHEDULE Y

PART 2 - SUMMARY OF INSURER'S TRANSACTIONS WITH ANY AFFILIATES

1	2	3	4	5	6	7	8	9	10	11	12	13
NAIC Company Code	ID Number	Names of Insurers and Parent, Subsidiaries or Affiliates	Shareholder Dividends	Capital Contributions	Purchases, Sales or Exchanges of Loans, Securities, Real Estate, Mortgage Loans or Other Investments	Income/ (Disbursements) Incurred in Connection with Guarantees or Undertakings for the Benefit of any Affiliate(s)	Management Agreements and Service Contracts	Income/ (Disbursements) Incurred Under Reinsurance Agreements	*	Any Other Material Activity Not in the Ordinary Course of the Insurer's Business	Totals	Reinsurance Recoverable/ (Payable) on Losses and/or Reserve Credit Taken/(Liability)
16285	82-2948682	Next Insurance US Company	0	90,000,000	0	0	0	0		0	90,000,000	67,612,046
9999999 Control Totals			0	0	0	0	0	0	XXX	0	0	0

Intercompany Pooling - Munich Reinsurance America, Inc. - 100.0%, American Alternative Insurance Corporation - 0.0%, The Princeton Excess and Surplus Lines Insurance Company - 0.0%, Bridgeway Insurance Company - 0.0%. Intercompany Pooling - American Modern Home 47.5%, American Family Home 27%, American Western Home 9%, American Modern Property and Casualty Insurance Company 5.5%, American Modern Select 5%, American Southern Home 4%, American Modern Ins Co. of Florida 2%.

ANNUAL STATEMENT FOR THE YEAR 2021 OF THE American Modern Home Insurance Co.

SCHEDULE Y

PART 3 - ULTIMATE CONTROLLING PARTY AND LISTING OF OTHER U.S. INSURANCE GROUPS OR ENTITIES UNDER THAT ULTIMATE CONTROLLING PARTY'S CONTROL

1 Insurers in Holding Company	2 Owners with Greater Than 10% Ownership	3 Ownership Percentage Column 2 of Column 1	4 Granted Disclaimer of Control\ Affiliation of Column 2 Over Column 1 (Yes/No)	5 Ultimate Controlling Party	6 U.S. Insurance Groups or Entities Controlled by Column 5	7 Ownership Percentage (Column 5 of Column 6)	8 Granted Disclaimer of Control\ Affiliation of Column 5 Over Column 6 (Yes/No)
American Alternative Insurance Corporation, Wilmington, Delaware	Munich Re America Corporation, Wilmington, Delaware	100.000	NO	Münchener Rückversicherung AG, München	Munich RE Group	100.000	NO
Bridgeway Insurance Company, Dover, Delaware	Munich Re America Corporation, Wilmington, Delaware	100.000	NO	Münchener Rückversicherung AG, München	Munich RE Group	100.000	NO
Munich Reinsurance America, Inc., Wilmington, Delaware	Munich Re America Corporation, Wilmington, Delaware	100.000	NO	Münchener Rückversicherung AG, München	Munich RE Group	100.000	NO
The Princeton Excess and Surplus Lines Insurance Company, Wilmington, Delaware	Munich Re America Corporation, Wilmington, Delaware	100.000	NO	Münchener Rückversicherung AG, München	Munich RE Group	100.000	NO
American Family Home Insurance Company, Jacksonville, Florida	American Modern Insurance Group, Inc., Amelia, Ohio	100.000	NO	Münchener Rückversicherung AG, München	Munich RE Group	100.000	NO
American Modern Home Insurance Company, Amelia, Ohio	American Modern Insurance Group, Inc., Amelia, Ohio	100.000	NO	Münchener Rückversicherung AG, München	Munich RE Group	100.000	NO
American Modern Lloyds Insurance Company, Dallas, Texas	American Modern Home Insurance Company, Amelia, Ohio	100.000	NO	Münchener Rückversicherung AG, München	Munich RE Group	100.000	NO
American Modern Property & Casualty Insurance Company, Amelia, Ohio	American Modern Home Insurance Company, Amelia, Ohio	100.000	NO	Münchener Rückversicherung AG, München	Munich RE Group	100.000	NO
American Modern Select Insurance Company, Amelia, Ohio	American Modern Home Insurance Company, Amelia, Ohio	100.000	NO	Münchener Rückversicherung AG, München	Munich RE Group	100.000	NO
American Southern Home Insurance Company, Jacksonville, Florida	American Modern Home Insurance Company, Amelia, Ohio	100.000	NO	Münchener Rückversicherung AG, München	Munich RE Group	100.000	NO
American Western Home Insurance Company, Oklahoma City, Oklahoma	American Modern Home Insurance Company, Amelia, Ohio	100.000	NO	Münchener Rückversicherung AG, München	Munich RE Group	100.000	NO
American Modern Insurance Company of Florida, Inc., Jacksonville, Florida	American Southern Home Insurance Company, Jacksonville, Florida	100.000	NO	Münchener Rückversicherung AG, München	Munich RE Group	100.000	NO
The Hartford Steam Boiler Inspection and Insurance Company, Hartford, Connecticut	HSB Group, Inc., Dover, Delaware	100.000	NO	Münchener Rückversicherung AG, München	Munich RE Group	100.000	NO
The Hartford Steam Boiler Inspection and Insurance Company of Connecticut, Hartford, Connecticut	Global Standards, LLC, Dover, Delaware	100.000	NO	Münchener Rückversicherung AG, München	Munich RE Group	100.000	NO
HSB Specialty Insurance Company, Hartford, Connecticut	The Hartford Steam Boiler Inspection and Insurance Company, Hartford, Connecticut	100.000	NO	Münchener Rückversicherung AG, München	Munich RE Group	100.000	NO
Munich American Reassurance Company, Atlanta, Georgia	Munich Life Holding Corporation, Wilmington, Delaware	100.000	NO	Münchener Rückversicherung AG, München	Munich RE Group	100.000	NO
American Digital Title Insurance Company, Denver, Colorado	Munich Re Digital Partners US Holding Corporation, Dover, Delaware	100.000	NO	Münchener Rückversicherung AG, München	Munich RE Group	100.000	NO
Digital Advantage Insurance Company, Providence, Rhode Island	Munich Re Digital Partners US Holding Corporation, Dover, Delaware	100.000	NO	Münchener Rückversicherung AG, München	Munich RE Group	100.000	NO
Digital Affect Insurance Company, New York City, New York	Munich Re Digital Partners US Holding Corporation, Dover, Delaware	100.000	NO	Münchener Rückversicherung AG, München	Munich RE Group	100.000	NO
Digital Edge Insurance Company, Wilmington, Delaware	Munich Re Digital Partners US Holding Corporation, Dover, Delaware	100.000	NO	Münchener Rückversicherung AG, München	Munich RE Group	100.000	NO
Next Insurance, Inc., Wilmington, Delaware	ERGO Group AG, Düsseldorf	33.500	NO	Münchener Rückversicherung AG, München	Munich RE Group	100.000	NO

**ANNUAL STATEMENT FOR THE YEAR 2021 OF THE American Modern Home Insurance Co.
SUPPLEMENTAL EXHIBITS AND SCHEDULES INTERROGATORIES**

The following supplemental reports are required to be filed as part of your statement filing unless specifically waived by the domiciliary state. However, in the event that your domiciliary state waives the filing requirement, your response of **WAIVED** to the specific interrogatory will be accepted in lieu of filing a "NONE" report and a bar code will be printed below. If the supplement is required of your company but is not being filed for whatever reason enter **SEE EXPLANATION** and provide an explanation following the interrogatory questions.

MARCH FILING

- | | |
|---|-----------|
| 1. Will an actuarial opinion be filed by March 1? | Responses |
| 2. Will the Supplemental Compensation Exhibit be filed with the state of domicile by March 1? | YES |
| 3. Will the confidential Risk-based Capital Report be filed with the NAIC by March 1? | YES |
| 4. Will the confidential Risk-based Capital Report be filed with the state of domicile, if required by March 1? | YES |

APRIL FILING

- | | |
|--|-----|
| 5. Will the Insurance Expense Exhibit be filed with the state of domicile and the NAIC by April 1? | YES |
| 6. Will Management's Discussion and Analysis be filed by April 1? | YES |
| 7. Will the Supplemental Investment Risk Interrogatories be filed by April 1? | YES |

MAY FILING

- | | |
|--|-----|
| 8. Will this company be included in a combined annual statement which is filed with the NAIC by May 1? | YES |
|--|-----|

JUNE FILING

- | | |
|--|-----|
| 9. Will an audited financial report be filed by June 1? | YES |
| 10. Will Accountant's Letter of Qualifications be filed with the state of domicile and electronically with the NAIC by June 1? | YES |

The following supplemental reports are required to be filed as part of your annual statement filing **if your company is engaged in the type of business covered by the supplement. However, in the event that your company does not transact the type of business for which the special report must be filed, your response of NO to the specific interrogatory will be accepted in lieu of filing a "NONE" report and a bar code will be printed below.** If the supplement is required of your company but is not being filed for whatever reason enter **SEE EXPLANATION** and provide an explanation following the interrogatory questions.

MARCH FILING

- | | |
|--|-----|
| 11. Will Schedule SIS (Stockholder Information Supplement) be filed with the state of domicile by March 1? | NO |
| 12. Will the Financial Guaranty Insurance Exhibit be filed by March 1? | NO |
| 13. Will the Medicare Supplement Insurance Experience Exhibit be filed with the state of domicile and the NAIC by March 1? | NO |
| 14. Will Supplement A to Schedule T (Medical Professional Liability Supplement) be filed by March 1? | NO |
| 15. Will the Trusteed Surplus Statement be filed with the state of domicile and the NAIC by March 1? | NO |
| 16. Will the Premiums Attributed to Protected Cells Exhibit be filed by March 1? | NO |
| 17. Will the Reinsurance Summary Supplemental Filing for General Interrogatory 9 be filed with the state of domicile and the NAIC by March 1? | NO |
| 18. Will the Medicare Part D Coverage Supplement be filed with the state of domicile and the NAIC by March 1? | NO |
| 19. Will the confidential Actuarial Opinion Summary be filed with the state of domicile, if required, by March 15 (or the date otherwise specified)? | YES |
| 20. Will the Reinsurance Attestation Supplement be filed with the state of domicile and the NAIC by March 1? | YES |
| 21. Will the Exceptions to the Reinsurance Attestation Supplement be filed with the state of domicile by March 1? | NO |
| 22. Will the Bail Bond Supplement be filed with the state of domicile and the NAIC by March 1? | NO |
| 23. Will the Director and Officer Insurance Coverage Supplement be filed with the state of domicile and the NAIC by March 1? | NO |
| 24. Will an approval from the reporting entity's state of domicile for relief related to the five-year rotation requirement for lead audit partner be filed electronically with the NAIC by March 1? | NO |
| 25. Will an approval from the reporting entity's state of domicile for relief related to the one-year cooling off period for independent CPA be filed electronically with the NAIC by March 1? | NO |
| 26. Will an approval from the reporting entity's state of domicile for relief related to the Requirements for Audit Committees be filed electronically with the NAIC by March 1? | NO |
| 27. Will the Supplemental Schedule for Reinsurance Counterparty Reporting Exception - Asbestos and Pollution Contracts be filed with the state of domicile and the NAIC by March 1? | NO |

APRIL FILING

- | | |
|--|-----|
| 28. Will the Credit Insurance Experience Exhibit be filed with the state of domicile and the NAIC by April 1? | YES |
| 29. Will the Long-term Care Experience Reporting Forms be filed with the state of domicile and the NAIC by April 1? | NO |
| 30. Will the Accident and Health Policy Experience Exhibit be filed by April 1? | YES |
| 31. Will the Supplemental Health Care Exhibit (Parts 1, 2 and 3) be filed with the state of domicile and the NAIC by April 1? | NO |
| 32. Will the regulator only (non-public) Supplemental Health Care Exhibit's Expense Allocation Report be filed with the state of domicile and the NAIC by April 1? | NO |
| 33. Will the Cybersecurity and Identity Theft Insurance Coverage Supplement be filed with the state of domicile and the NAIC by April 1? | YES |
| 34. Will the Life, Health & Annuity Guaranty Association Assessable Premium Exhibit - Parts 1 and 2 be filed with the state of domicile and the NAIC by April 1? | NO |
| 35. Will the Private Flood Insurance Supplement be filed with the state of domicile and the NAIC by April 1? | YES |
| 36. Will the Mortgage Guaranty Insurance Exhibit be filed with the state of domicile and the NAIC by April 1? | NO |

AUGUST FILING

- | | |
|--|-----|
| 37. Will Management's Report of Internal Control Over Financial Reporting be filed with the state of domicile by August 1? | YES |
|--|-----|













Explanations:

- | | |
|-----|--|
| 11. | |
| 12. | |
| 13. | |
| 14. | |
| 15. | |
| 16. | |
| 17. | |
| 18. | |
| 21. | |
| 22. | |
| 23. | |
| 24. | |
| 25. | |
| 26. | |
| 27. | |
| 29. | |
| 31. | |
| 32. | |
| 34. | |
| 36. | |

Bar Codes:

- | | |
|--|--|
| 11. SIS Stockholder Information Supplement [Document Identifier 420] |  |
| 12. Financial Guaranty Insurance Exhibit [Document Identifier 240] |  |
| 13. Medicare Supplement Insurance Experience Exhibit [Document Identifier 360] |  |
| 14. Supplement A to Schedule T [Document Identifier 455] |  |
| 15. Trusteed Surplus Statement [Document Identifier 490] |  |
| 16. Premiums Attributed to Protected Cells Exhibit [Document Identifier 385] |  |
| 17. Reinsurance Summary Supplemental Filing [Document Identifier 401] |  |
| 18. Medicare Part D Coverage Supplement [Document Identifier 365] |  |

SUPPLEMENTAL EXHIBITS AND SCHEDULES INTERROGATORIES

- 21. Exceptions to the Reinsurance Attestation Supplement [Document Identifier 400] 
- 22. Bail Bond Supplement [Document Identifier 500] 
- 23. Director and Officer Insurance Coverage Supplement [Document Identifier 505] 
- 24. Relief from the five-year rotation requirement for lead audit partner [Document Identifier 224] 
- 25. Relief from the one-year cooling off period for independent CPA [Document Identifier 225] 
- 26. Relief from the Requirements for Audit Committees [Document Identifier 226] 
- 27. Reinsurance Counterparty Reporting Exception – Asbestos and Pollution Contracts [Document Identifier 555] 
- 29. Long-Term Care Experience Reporting Forms [Document Identifier 306] 
- 31. Supplemental Health Care Exhibit (Parts 1, 2 and 3) [Document Identifier 216] 
- 32. Supplemental Health Care Exhibit's Expense Allocation Report [Document Identifier 217] 
- 34. Life, Health & Annuity Guaranty Association Assessable Premium Exhibit - Parts 1 and 2 [Document Identifier 290] 
- 36. Will the Mortgage Guaranty Insurance Exhibit [Document Identifier 565] 

OVERFLOW PAGE FOR WRITE-INS

Additional Write-ins for Liabilities Line 25

	1 Current Year	2 Prior Year
2504. Unapplied Salvage and Subrogation	897	404,128
2505. Miscellaneous Liability	0	11,901
2597. Summary of remaining write-ins for Line 25 from overflow page	897	416,029

Additional Write-ins for Statement of Income Line 14

	1 Current Year	2 Prior Year
1404. Contractual recovery on policy cancellations	0	1,389,859
1405. Loss on EDP Software	0	(1,410,351)
1497. Summary of remaining write-ins for Line 14 from overflow page	0	(20,492)