



PROPERTY AND CASUALTY COMPANIES - ASSOCIATION EDITION

ANNUAL STATEMENT

FOR THE YEAR ENDED DECEMBER 31, 2021
OF THE CONDITION AND AFFAIRS OF THE

THE AMERICAN INSURANCE COMPANY

NAIC Group Code 0761 (Current) 0761 (Prior) NAIC Company Code 21857 Employer's ID Number 22-0731810

Organized under the Laws of Ohio, State of Domicile or Port of Entry OH
Country of Domicile United States of America

Incorporated/Organized 02/20/1846 Commenced Business 04/01/1846

Statutory Home Office 41 SOUTH HIGH STREET, SUITE 1700, COLUMBUS, OH, US 43215-6101
(Street and Number) (City or Town, State, Country and Zip Code)

Main Administrative Office 225 W. WASHINGTON STREET, SUITE 1800, CHICAGO, IL, US 60606-3484
(Street and Number) (City or Town, State, Country and Zip Code) 888-466-7883
(Area Code) (Telephone Number)

Mail Address 225 W. WASHINGTON STREET, SUITE 1800, CHICAGO, IL, US 60606-3484
(Street and Number or P.O. Box) (City or Town, State, Country and Zip Code)

Primary Location of Books and Records 225 W. WASHINGTON STREET, SUITE 1800, CHICAGO, IL, US 60606-3484
(Street and Number) (City or Town, State, Country and Zip Code) 888-466-7883
(Area Code) (Telephone Number)

Internet Website Address WWW.AGCS.ALLIANZ.COM

Statutory Statement Contact HEIDI DEVETTE, 312-462-3064
(Name) (Area Code) (Telephone Number)
heidi.devette@agcs.allianz.com, 312-641-3797
(E-mail Address) (FAX Number)

OFFICERS

CHAIRMAN OF THE BOARD, PRESIDENT & CEO WILLIAM SCALDAFERRI ASST TREASURER, ASST CONTROLLER HEIDI DEVETTE
CHIEF FINANCIAL OFFICER, SEN. V.P. & TREASURER PAUL DAVIS

OTHER

DIRECTORS OR TRUSTEES

ALICE STRELAU, VINKO MARKOVINA, KATALIN ILONA NOE
PAUL DAVIS

State of IL SS
County of COOK

The officers of this reporting entity being duly sworn, each depose and say that they are the described officers of said reporting entity, and that on the reporting period stated above, all of the herein described assets were the absolute property of the said reporting entity, free and clear from any liens or claims thereon, except as herein stated, and that this statement, together with related exhibits, schedules and explanations therein contained, annexed or referred to, is a full and true statement of all the assets and liabilities and of the condition and affairs of the said reporting entity as of the reporting period stated above, and of its income and deductions therefrom for the period ended, and have been completed in accordance with the NAIC Annual Statement Instructions and Accounting Practices and Procedures manual except to the extent that: (1) state law may differ; or, (2) that state rules or regulations require differences in reporting not related to accounting practices and procedures, according to the best of their information, knowledge and belief, respectively. Furthermore, the scope of this attestation by the described officers also includes the related corresponding electronic filing with the NAIC, when required, that is an exact copy (except for formatting differences due to electronic filing) of the enclosed statement. The electronic filing may be requested by various regulators in lieu of or in addition to the enclosed statement.

PAUL DAVIS
CHIEF FINANCIAL OFFICER, SEN. V.P. & TREASURER

WILLIAM SCALDAFERRI
CHAIRMAN OF THE BOARD, PRESIDENT & CEO

HEIDI DEVETTE
ASST TREASURER, ASST CONTROLLER

Subscribed and sworn to before me this 16 day of February, 2022

- a. Is this an original filing? Yes [X] No []
b. If no,
1. State the amendment number.....
2. Date filed
3. Number of pages attached.....



ANNUAL STATEMENT FOR THE YEAR 2021 OF THE The American Insurance Company

EXHIBIT OF PREMIUMS AND LOSSES (Statutory Page 14)

NAIC Group Code 0761

BUSINESS IN THE STATE OF Alabama

DURING THE YEAR 2021

NAIC Company Code 21857

Table with 12 columns: Line of Business, Direct Premiums Written, Direct Premiums Earned, Dividends Paid or Credited to Policyholders on Direct Business, Direct Unearned Premium Reserves, Direct Losses Paid (deducting salvage), Direct Losses Incurred, Direct Losses Unpaid, Direct Defense and Cost Containment Expense Paid, Direct Defense and Cost Containment Expense Incurred, Direct Defense and Cost Containment Expense Unpaid, Commissions and Brokerage Expenses, Taxes, Licenses and Fees. Rows include Fire, Multiple peril crop, Federal flood, Private crop, Private flood, Farmowners multiple peril, Homeowners multiple peril, Commercial multiple peril (non-liability portion), Commercial multiple peril (liability portion), Mortgage guaranty, Ocean marine, Inland marine, Financial guaranty, Medical professional liability, Earthquake, Group accident and health (b), Credit accident and health (group and individual), Collectively renewable accident and health (b), Non-cancelable accident and health(b), Guaranteed renewable accident and health(b), Non-renewable for stated reasons only (b), Other accident only, Medicare Title XVIII exempt from state taxes or fees, All other accident and health (b), Federal employees health benefits plan premium (b), Workers' compensation, Other Liability - occurrence, Other Liability - claims made, Excess workers' compensation, Products liability, Private passenger auto no-fault (personal injury protection), Other private passenger auto liability, Commercial auto no-fault (personal injury protection), Other commercial auto liability, Private passenger auto physical damage, Commercial auto physical damage, Aircraft (all perils), Fidelity, Surety, Burglary and theft, Boiler and machinery, Credit, International, Warranty, Aggregate write-ins for other lines of business, TOTALS (a), DETAILS OF WRITE-INS, 3401, 3402, 3403, 3498, 3499.

(a) Finance and service charges not included in Lines 1 to 35 \$ 0

(b) For health business on indicated lines report: Number of persons insured under PPO managed care products 0 and number of persons insured under indemnity only products 0

19AL



ANNUAL STATEMENT FOR THE YEAR 2021 OF THE The American Insurance Company

EXHIBIT OF PREMIUMS AND LOSSES (Statutory Page 14)

NAIC Group Code 0761

BUSINESS IN THE STATE OF Alaska

DURING THE YEAR 2021

NAIC Company Code 21857

Table with 12 columns: Line of Business, Direct Premiums Written, Direct Premiums Earned, Dividends Paid or Credited to Policyholders on Direct Business, Direct Unearned Premium Reserves, Direct Losses Paid (deducting salvage), Direct Losses Incurred, Direct Losses Unpaid, Direct Defense and Cost Containment Expense Paid, Direct Defense and Cost Containment Expense Incurred, Direct Defense and Cost Containment Expense Unpaid, Commissions and Brokerage Expenses, Taxes, Licenses and Fees. Rows include Fire, Multiple peril crop, Federal flood, Private crop, Private flood, Farmowners multiple peril, Homeowners multiple peril, Commercial multiple peril (non-liability portion), Commercial multiple peril (liability portion), Mortgage guaranty, Ocean marine, Inland marine, Financial guaranty, Medical professional liability, Earthquake, Group accident and health (b), Credit accident and health (group and individual), Collectively renewable accident and health (b), Non-cancelable accident and health(b), Guaranteed renewable accident and health(b), Non-renewable for stated reasons only (b), Other accident only, Medicare Title XVIII exempt from state taxes or fees, All other accident and health (b), Federal employees health benefits plan premium (b), Workers' compensation, Other Liability - occurrence, Other Liability - claims made, Excess workers' compensation, Products liability, Private passenger auto no-fault (personal injury protection), Other private passenger auto liability, Commercial auto no-fault (personal injury protection), Other commercial auto liability, Private passenger auto physical damage, Commercial auto physical damage, Aircraft (all perils), Fidelity, Surety, Burglary and theft, Boiler and machinery, Credit, International, Warranty, Aggregate write-ins for other lines of business, TOTALS (a), DETAILS OF WRITE-INS, 3401, 3402, 3403, 3498, 3499.

(a) Finance and service charges not included in Lines 1 to 35 \$ 0

(b) For health business on indicated lines report: Number of persons insured under PPO managed care products 0 and number of persons insured under indemnity only products 0

19AK



ANNUAL STATEMENT FOR THE YEAR 2021 OF THE The American Insurance Company

EXHIBIT OF PREMIUMS AND LOSSES (Statutory Page 14)

NAIC Group Code 0761

BUSINESS IN THE STATE OF Arizona

DURING THE YEAR 2021

NAIC Company Code 21857

Table with 12 columns: Line of Business, Gross Premiums (Direct Written, Direct Earned), Dividends Paid, Direct Unearned Premium Reserves, Direct Losses Paid, Direct Losses Incurred, Direct Losses Unpaid, Direct Defense and Cost Containment Expense Paid, Direct Defense and Cost Containment Expense Incurred, Direct Defense and Cost Containment Expense Unpaid, Commissions and Brokerage Expenses, Taxes, Licenses and Fees. Rows include Fire, Multiple peril, Federal flood, Private crop, Private flood, Farmowners multiple peril, Homeowners multiple peril, Commercial multiple peril (non-liability and liability portions), Mortgage guaranty, Ocean marine, Inland marine, Financial guaranty, Medical professional liability, Earthquake, Group accident and health, Credit accident and health, Collectively renewable accident and health, Non-cancelable accident and health, Guaranteed renewable accident and health, Non-renewable for stated reasons only, Other accident only, Medicare Title XVIII exempt from state taxes or fees, All other accident and health, Federal employees health benefits plan premium, Workers' compensation, Other Liability - occurrence, Other Liability - claims made, Excess workers' compensation, Products liability, Private passenger auto no-fault, Other private passenger auto liability, Commercial auto no-fault, Other commercial auto liability, Private passenger auto physical damage, Commercial auto physical damage, Aircraft (all perils), Fidelity, Surety, Burglary and theft, Boiler and machinery, Credit, International, Warranty, Aggregate write-ins for other lines of business, and TOTALS (a). Includes a section for DETAILS OF WRITE-INS (3401-3403, 3498, 3499).

19.AZ

(a) Finance and service charges not included in Lines 1 to 35 \$ 0

(b) For health business on indicated lines report: Number of persons insured under PPO managed care products 0 and number of persons insured under indemnity only products 0



ANNUAL STATEMENT FOR THE YEAR 2021 OF THE The American Insurance Company

EXHIBIT OF PREMIUMS AND LOSSES (Statutory Page 14)

NAIC Group Code 0761

BUSINESS IN THE STATE OF Arkansas

DURING THE YEAR 2021

NAIC Company Code 21857

Line of Business	Gross Premiums, Including Policy and Membership Fees, Less Return Premiums and Premiums on Policies not Taken		3 Dividends Paid or Credited to Policyholders on Direct Business	4 Direct Unearned Premium Reserves	5 Direct Losses Paid (deducting salvage)	6 Direct Losses Incurred	7 Direct Losses Unpaid	8 Direct Defense and Cost Containment Expense Paid	9 Direct Defense and Cost Containment Expense Incurred	10 Direct Defense and Cost Containment Expense Unpaid	11 Commissions and Brokerage Expenses	12 Taxes, Licenses and Fees
	1 Direct Premiums Written	2 Direct Premiums Earned										
1. Fire	0	0	0	0	0	0	0	0	0	0	0	0
2.1 Allied lines	0	0	0	0	0	0	0	0	0	0	0	0
2.2 Multiple peril crop	0	0	0	0	0	0	0	0	0	0	0	0
2.3 Federal flood	0	0	0	0	0	0	0	0	0	0	0	0
2.4 Private crop	0	0	0	0	0	0	0	0	0	0	0	0
2.5 Private flood	0	0	0	0	0	0	0	0	0	0	0	0
3. Farmowners multiple peril	(29,221)	(8,605)	0	82	0	(17,831)	794	194	(632)	0	(5,845)	(622)
4. Homeowners multiple peril	0	0	0	0	0	0	0	0	0	0	0	0
5.1 Commercial multiple peril (non-liability portion)	0	527	0	(1)	(1,740)	(15,966)	657	435	435	0	0	0
5.2 Commercial multiple peril (liability portion)	(2,467)	(1,709)	0	(31)	0	(33,749)	78,322	0	(6,413)	28,751	(444)	(44)
6. Mortgage guaranty	0	0	0	0	0	0	0	0	0	0	0	0
8. Ocean marine	0	0	0	0	0	0	0	0	0	0	0	0
9. Inland marine	0	0	0	0	0	1,759	2,455	0	0	0	0	0
10. Financial guaranty	0	0	0	0	0	0	0	0	0	0	0	0
11. Medical professional liability	0	0	0	0	0	0	0	0	0	0	0	0
12. Earthquake	0	0	0	0	0	0	0	0	0	0	0	0
13. Group accident and health (b)	0	0	0	0	0	0	0	0	0	0	0	0
14. Credit accident and health (group and individual)	0	0	0	0	0	0	0	0	0	0	0	0
15.1 Collectively renewable accident and health (b)	0	0	0	0	0	0	0	0	0	0	0	0
15.2 Non-cancelable accident and health(b)	0	0	0	0	0	0	0	0	0	0	0	0
15.3 Guaranteed renewable accident and health(b)	0	0	0	0	0	0	0	0	0	0	0	0
15.4 Non-renewable for stated reasons only (b)	0	0	0	0	0	0	0	0	0	0	0	0
15.5 Other accident only	0	0	0	0	0	0	0	0	0	0	0	0
15.6 Medicare Title XVIII exempt from state taxes or fees	0	0	0	0	0	0	0	0	0	0	0	0
15.7 All other accident and health (b)	0	0	0	0	0	0	0	0	0	0	0	0
15.8 Federal employees health benefits plan premium (b)	0	0	0	0	0	0	0	0	0	0	0	0
16. Workers' compensation	0	0	0	0	12,012	483	293,789	0	3,472	0	0	0
17.1 Other Liability - occurrence	0	0	0	1	8,512	18,581	117,781	0	12,921	24,137	1	0
17.2 Other Liability - claims made	0	0	0	0	0	0	0	0	0	0	0	0
17.3 Excess workers' compensation	0	0	0	0	0	0	0	0	0	0	0	0
18. Products liability	0	0	0	0	0	(54,114)	99,411	0	(17,359)	32,354	0	0
19.1 Private passenger auto no-fault (personal injury protection)	0	0	0	0	0	0	0	0	0	0	0	0
19.2 Other private passenger auto liability	0	0	0	0	0	0	0	0	0	0	0	0
19.3 Commercial auto no-fault (personal injury protection)	0	0	0	0	0	0	0	0	0	0	0	0
19.4 Other commercial auto liability	0	0	0	0	46,250	(20,948)	2,651	8,207	(11,258)	(19,465)	0	0
21.1 Private passenger auto physical damage	0	0	0	0	0	0	0	0	0	0	0	0
21.2 Commercial auto physical damage	0	0	0	0	0	0	0	0	0	0	0	0
22. Aircraft (all perils)	0	0	0	0	0	0	0	0	0	0	0	0
23. Fidelity	0	0	0	0	0	0	0	0	0	0	0	0
24. Surety	0	0	0	0	0	0	0	0	0	0	0	0
26. Burglary and theft	0	0	0	0	0	0	0	0	0	0	0	0
27. Boiler and machinery	0	0	0	0	0	0	0	0	0	0	0	0
28. Credit	0	0	0	0	0	0	0	0	0	0	0	0
29. International	0	0	0	0	0	0	0	0	0	0	0	0
30. Warranty	0	0	0	0	0	0	0	0	0	0	0	0
34. Aggregate write-ins for other lines of business	0	0	0	0	0	0	0	0	0	0	0	0
35. TOTALS (a)	(31,688)	(9,787)	0	51	65,034	(121,785)	595,860	8,836	(18,834)	65,777	(6,288)	(666)
DETAILS OF WRITE-INS												
3401.												
3402.												
3403.												
3498. Summary of remaining write-ins for Line 34 from overflow page	0	0	0	0	0	0	0	0	0	0	0	0
3499. Totals (Lines 3401 thru 3403 plus 3498)(Line 34 above)	0	0	0	0	0	0	0	0	0	0	0	0

(a) Finance and service charges not included in Lines 1 to 35 \$ 0

(b) For health business on indicated lines report: Number of persons insured under PPO managed care products 0 and number of persons insured under indemnity only products 0

19,AR



ANNUAL STATEMENT FOR THE YEAR 2021 OF THE The American Insurance Company

EXHIBIT OF PREMIUMS AND LOSSES (Statutory Page 14)

NAIC Group Code 0761

BUSINESS IN THE STATE OF California

DURING THE YEAR 2021

NAIC Company Code 21857

Table with 12 columns: Line of Business, Direct Premiums Written, Direct Premiums Earned, Dividends Paid or Credited to Policyholders on Direct Business, Direct Unearned Premium Reserves, Direct Losses Paid (deducting salvage), Direct Losses Incurred, Direct Losses Unpaid, Direct Defense and Cost Containment Expense Paid, Direct Defense and Cost Containment Expense Incurred, Direct Defense and Cost Containment Expense Unpaid, Commissions and Brokerage Expenses, Taxes, Licenses and Fees. Rows include Fire, Multiple peril crop, Federal flood, Private crop, Private flood, Farmowners multiple peril, Homeowners multiple peril, Commercial multiple peril (non-liability portion), Commercial multiple peril (liability portion), Mortgage guaranty, Ocean marine, Inland marine, Financial guaranty, Medical professional liability, Earthquake, Group accident and health (b), Credit accident and health (group and individual), Collectively renewable accident and health (b), Non-cancelable accident and health(b), Guaranteed renewable accident and health(b), Non-renewable for stated reasons only (b), Other accident only, Medicare Title XVIII exempt from state taxes or fees, All other accident and health (b), Federal employees health benefits plan premium (b), Workers' compensation, Other Liability - occurrence, Other Liability - claims made, Excess workers' compensation, Products liability, Private passenger auto no-fault (personal injury protection), Other private passenger auto liability, Commercial auto no-fault (personal injury protection), Other commercial auto liability, Private passenger auto physical damage, Commercial auto physical damage, Aircraft (all perils), Fidelity, Surety, Burglary and theft, Boiler and machinery, Credit, International, Warranty, Aggregate write-ins for other lines of business, TOTALS (a), DETAILS OF WRITE-INS, 3401, 3402, 3403, 3498, 3499.

(a) Finance and service charges not included in Lines 1 to 35 \$ 0

(b) For health business on indicated lines report: Number of persons insured under PPO managed care products 0 and number of persons insured under indemnity only products 0

19 CA



ANNUAL STATEMENT FOR THE YEAR 2021 OF THE The American Insurance Company

EXHIBIT OF PREMIUMS AND LOSSES (Statutory Page 14)

NAIC Group Code 0761

BUSINESS IN THE STATE OF Colorado

DURING THE YEAR 2021

NAIC Company Code 21857

Table with 12 columns: Line of Business, Direct Premiums Written, Direct Premiums Earned, Dividends Paid or Credited to Policyholders on Direct Business, Direct Unearned Premium Reserves, Direct Losses Paid (deducting salvage), Direct Losses Incurred, Direct Losses Unpaid, Direct Defense and Cost Containment Expense Paid, Direct Defense and Cost Containment Expense Incurred, Direct Defense and Cost Containment Expense Unpaid, Commissions and Brokerage Expenses, Taxes, Licenses and Fees. Rows include Fire, Multiple peril crop, Federal flood, Private crop, Private flood, Farmowners multiple peril, Homeowners multiple peril, Commercial multiple peril (non-liability portion), Commercial multiple peril (liability portion), Mortgage guaranty, Ocean marine, Inland marine, Financial guaranty, Medical professional liability, Earthquake, Group accident and health (b), Credit accident and health (group and individual), Collectively renewable accident and health (b), Non-cancelable accident and health(b), Guaranteed renewable accident and health(b), Non-renewable for stated reasons only (b), Other accident only, Medicare Title XVIII exempt from state taxes or fees, All other accident and health (b), Federal employees health benefits plan premium (b), Workers' compensation, Other Liability - occurrence, Other Liability - claims made, Excess workers' compensation, Products liability, Private passenger auto no-fault (personal injury protection), Other private passenger auto liability, Commercial auto no-fault (personal injury protection), Other commercial auto liability, Private passenger auto physical damage, Commercial auto physical damage, Aircraft (all perils), Fidelity, Surety, Burglary and theft, Boiler and machinery, Credit, International, Warranty, Aggregate write-ins for other lines of business, TOTALS (a), DETAILS OF WRITE-INS, 3401, 3402, 3403, 3498, 3499.

(a) Finance and service charges not included in Lines 1 to 35 \$ 0

(b) For health business on indicated lines report: Number of persons insured under PPO managed care products 0 and number of persons insured under indemnity only products 0

19 CO



ANNUAL STATEMENT FOR THE YEAR 2021 OF THE The American Insurance Company

EXHIBIT OF PREMIUMS AND LOSSES (Statutory Page 14)

NAIC Group Code 0761

BUSINESS IN THE STATE OF Connecticut

DURING THE YEAR 2021

NAIC Company Code 21857

Table with 12 columns: Line of Business, Direct Premiums Written, Direct Premiums Earned, Dividends Paid or Credited to Policyholders on Direct Business, Direct Unearned Premium Reserves, Direct Losses Paid (deducting salvage), Direct Losses Incurred, Direct Losses Unpaid, Direct Defense and Cost Containment Expense Paid, Direct Defense and Cost Containment Expense Incurred, Direct Defense and Cost Containment Expense Unpaid, Commissions and Brokerage Expenses, Taxes, Licenses and Fees. Rows include various insurance categories like Fire, Multiple peril crop, Commercial multiple peril, etc., ending with a TOTALS row.

(a) Finance and service charges not included in Lines 1 to 35 \$0
(b) For health business on indicated lines report: Number of persons insured under PPO managed care products0 and number of persons insured under indemnity only products0

19 CT



ANNUAL STATEMENT FOR THE YEAR 2021 OF THE The American Insurance Company

EXHIBIT OF PREMIUMS AND LOSSES (Statutory Page 14)

NAIC Group Code 0761

BUSINESS IN THE STATE OF Delaware

DURING THE YEAR 2021

NAIC Company Code 21857

Table with 12 columns: Line of Business, Direct Premiums Written, Direct Premiums Earned, Dividends Paid or Credited to Policyholders on Direct Business, Direct Unearned Premium Reserves, Direct Losses Paid (deducting salvage), Direct Losses Incurred, Direct Losses Unpaid, Direct Defense and Cost Containment Expense Paid, Direct Defense and Cost Containment Expense Incurred, Direct Defense and Cost Containment Expense Unpaid, Commissions and Brokerage Expenses, Taxes, Licenses and Fees. Rows include various insurance categories like Fire, Multiple peril crop, Commercial multiple peril, etc., ending with a TOTALS row.

(a) Finance and service charges not included in Lines 1 to 35 \$ 0

(b) For health business on indicated lines report: Number of persons insured under PPO managed care products 0 and number of persons insured under indemnity only products 0

19 DE



ANNUAL STATEMENT FOR THE YEAR 2021 OF THE The American Insurance Company

EXHIBIT OF PREMIUMS AND LOSSES (Statutory Page 14)

NAIC Group Code 0761

BUSINESS IN THE STATE OF District of Columbia

DURING THE YEAR 2021

NAIC Company Code 21857

Table with 12 columns: Line of Business, Direct Premiums Written, Direct Premiums Earned, Dividends Paid or Credited to Policyholders on Direct Business, Direct Unearned Premium Reserves, Direct Losses Paid (deducting salvage), Direct Losses Incurred, Direct Losses Unpaid, Direct Defense and Cost Containment Expense Paid, Direct Defense and Cost Containment Expense Incurred, Direct Defense and Cost Containment Expense Unpaid, Commissions and Brokerage Expenses, Taxes, Licenses and Fees. Rows include various insurance categories like Fire, Multiple peril, Commercial multiple peril, etc., ending with a TOTALS row.

(a) Finance and service charges not included in Lines 1 to 35 \$ 0
(b) For health business on indicated lines report: Number of persons insured under PPO managed care products 0 and number of persons insured under indemnity only products 0

19DC



ANNUAL STATEMENT FOR THE YEAR 2021 OF THE The American Insurance Company

EXHIBIT OF PREMIUMS AND LOSSES (Statutory Page 14)

NAIC Group Code 0761

BUSINESS IN THE STATE OF Florida

DURING THE YEAR 2021

NAIC Company Code 21857

Table with 12 columns: Line of Business, Direct Premiums Written, Direct Premiums Earned, Dividends Paid or Credited to Policyholders on Direct Business, Direct Unearned Premium Reserves, Direct Losses Paid (deducting salvage), Direct Losses Incurred, Direct Losses Unpaid, Direct Defense and Cost Containment Expense Paid, Direct Defense and Cost Containment Expense Incurred, Direct Defense and Cost Containment Expense Unpaid, Commissions and Brokerage Expenses, Taxes, Licenses and Fees. Rows include Fire, Multiple peril crop, Federal flood, Private crop, Private flood, Farmowners multiple peril, Homeowners multiple peril, Commercial multiple peril (non-liability portion), Commercial multiple peril (liability portion), Mortgage guaranty, Ocean marine, Inland marine, Financial guaranty, Medical professional liability, Earthquake, Group accident and health (b), Credit accident and health (group and individual), Collectively renewable accident and health (b), Non-cancelable accident and health(b), Guaranteed renewable accident and health(b), Non-renewable for stated reasons only (b), Other accident only, Medicare Title XVIII exempt from state taxes or fees, All other accident and health (b), Federal employees health benefits plan premium (b), Workers' compensation, Other Liability - occurrence, Other Liability - claims made, Excess workers' compensation, Products liability, Private passenger auto no-fault (personal injury protection), Other private passenger auto liability, Commercial auto no-fault (personal injury protection), Other commercial auto liability, Private passenger auto physical damage, Commercial auto physical damage, Aircraft (all perils), Fidelity, Surety, Burglary and theft, Boiler and machinery, Credit, International, Warranty, Aggregate write-ins for other lines of business, TOTALS (a), DETAILS OF WRITE-INS, 3401, 3402, 3403, 3498, 3499.

(a) Finance and service charges not included in Lines 1 to 35 \$ 0

(b) For health business on indicated lines report: Number of persons insured under PPO managed care products 0 and number of persons insured under indemnity only products 0

19 FL



ANNUAL STATEMENT FOR THE YEAR 2021 OF THE The American Insurance Company

EXHIBIT OF PREMIUMS AND LOSSES (Statutory Page 14)

NAIC Group Code 0761

BUSINESS IN THE STATE OF Georgia

DURING THE YEAR 2021

NAIC Company Code 21857

Line of Business	Gross Premiums, Including Policy and Membership Fees, Less Return Premiums and Premiums on Policies not Taken		3 Dividends Paid or Credited to Policyholders on Direct Business	4 Direct Unearned Premium Reserves	5 Direct Losses Paid (deducting salvage)	6 Direct Losses Incurred	7 Direct Losses Unpaid	8 Direct Defense and Cost Containment Expense Paid	9 Direct Defense and Cost Containment Expense Incurred	10 Direct Defense and Cost Containment Expense Unpaid	11 Commissions and Brokerage Expenses	12 Taxes, Licenses and Fees
	1 Direct Premiums Written	2 Direct Premiums Earned										
1. Fire	0	0	0	0	0	0	0	0	0	0	0	0
2.1 Allied lines	0	0	0	0	267	266	0	0	0	0	0	0
2.2 Multiple peril crop	0	0	0	0	0	0	0	0	0	0	0	0
2.3 Federal flood	0	0	0	0	0	0	0	0	0	0	0	0
2.4 Private crop	0	0	0	0	0	0	0	0	0	0	0	0
2.5 Private flood	0	0	0	0	(1,333)	(1,333)	0	0	0	0	0	0
3. Farmowners multiple peril	(16,762)	262,234	0	6,024	128,320	(220,896)	15,536	3,174	(12,936)	1,856	(2,864)	(617)
4. Homeowners multiple peril	0	0	0	0	0	0	0	0	0	0	0	0
5.1 Commercial multiple peril (non-liability portion)	(875)	16,428	0	(2,126)	265,725	(218,187)	78,601	21,956	112	2,573	127	(35)
5.2 Commercial multiple peril (liability portion)	(25,854)	2,949	0	(797)	571,971	276,927	1,889,937	388,928	366,435	589,931	(3,708)	(362)
6. Mortgage guaranty	0	0	0	0	0	0	0	0	0	0	0	0
8. Ocean marine	0	0	0	0	0	0	0	0	0	0	0	0
9. Inland marine	0	597	0	0	0	15,863	28,456	0	1,187	1,187	0	0
10. Financial guaranty	0	0	0	0	0	0	0	0	0	0	0	0
11. Medical professional liability	0	0	0	0	0	0	0	0	0	0	0	0
12. Earthquake	0	0	0	0	0	0	0	0	0	0	0	0
13. Group accident and health (b)	0	0	0	0	0	0	0	0	0	0	0	0
14. Credit accident and health (group and individual)	0	0	0	0	0	0	0	0	0	0	0	0
15.1 Collectively renewable accident and health (b)	0	0	0	0	0	0	0	0	0	0	0	0
15.2 Non-cancelable accident and health(b)	0	0	0	0	0	0	0	0	0	0	0	0
15.3 Guaranteed renewable accident and health(b)	0	0	0	0	0	0	0	0	0	0	0	0
15.4 Non-renewable for stated reasons only (b)	0	0	0	0	0	0	0	0	0	0	0	0
15.5 Other accident only	0	0	0	0	0	0	0	0	0	0	0	0
15.6 Medicare Title XVIII exempt from state taxes or fees	0	0	0	0	0	0	0	0	0	0	0	0
15.7 All other accident and health (b)	0	0	0	0	(641)	(1,327,443)	1,132,915	9,002	(99,606)	163,236	0	0
15.8 Federal employees health benefits plan premium (b)	0	0	0	0	0	0	0	0	0	0	0	0
16. Workers' compensation	0	0	0	0	5,554	(348,161)	981,794	17,191	55,631	(2,001)	0	0
17.1 Other Liability - occurrence	61	61	0	(100)	362,908	16,786	433,981	5,201	8,968	100,418	0	2
17.2 Other Liability - claims made	0	0	0	0	0	0	0	0	0	0	0	0
17.3 Excess workers' compensation	0	0	0	0	0	0	0	0	0	0	0	0
18. Products liability	0	0	0	0	0	(395,202)	388,385	0	(130,746)	124,684	0	0
19.1 Private passenger auto no-fault (personal injury protection)	0	0	0	0	0	0	0	0	0	0	0	0
19.2 Other private passenger auto liability	0	0	0	0	0	0	0	0	0	0	0	0
19.3 Commercial auto no-fault (personal injury protection)	0	0	0	0	0	0	0	0	0	0	0	0
19.4 Other commercial auto liability	0	0	0	0	0	(41,871)	69,860	0	241	3,877	0	0
21.1 Private passenger auto physical damage	0	0	0	0	0	0	0	0	0	0	0	0
21.2 Commercial auto physical damage	0	0	0	0	0	(6,637)	12,916	0	0	0	0	0
22. Aircraft (all perils)	0	0	0	0	0	0	0	0	0	0	0	0
23. Fidelity	0	0	0	0	0	0	0	0	0	0	0	0
24. Surety	0	0	0	0	0	0	0	0	0	0	0	0
26. Burglary and theft	0	0	0	0	0	0	0	0	0	0	0	0
27. Boiler and machinery	0	0	0	0	0	0	0	0	0	0	0	0
28. Credit	0	0	0	0	0	0	0	0	0	0	0	0
29. International	0	0	0	0	0	0	0	0	0	0	0	0
30. Warranty	0	0	0	0	0	0	0	0	0	0	0	0
34. Aggregate write-ins for other lines of business	0	0	0	0	0	0	0	0	0	0	0	0
35. TOTALS (a)	(43,430)	282,269	0	3,001	1,332,771	(2,249,888)	5,032,381	445,452	189,286	985,761	(6,445)	(1,012)
DETAILS OF WRITE-INS												
3401.												
3402.												
3403.												
3498. Summary of remaining write-ins for Line 34 from overflow page	0	0	0	0	0	0	0	0	0	0	0	0
3499. Totals (Lines 3401 thru 3403 plus 3498)(Line 34 above)	0	0	0	0	0	0	0	0	0	0	0	0

(a) Finance and service charges not included in Lines 1 to 35 \$ 0

(b) For health business on indicated lines report: Number of persons insured under PPO managed care products 0 and number of persons insured under indemnity only products 0

19 GA



ANNUAL STATEMENT FOR THE YEAR 2021 OF THE The American Insurance Company

EXHIBIT OF PREMIUMS AND LOSSES (Statutory Page 14)

NAIC Group Code 0761

BUSINESS IN THE STATE OF Hawaii

DURING THE YEAR 2021

NAIC Company Code 21857

Line of Business	Gross Premiums, Including Policy and Membership Fees, Less Return Premiums and Premiums on Policies not Taken		3 Dividends Paid or Credited to Policyholders on Direct Business	4 Direct Unearned Premium Reserves	5 Direct Losses Paid (deducting salvage)	6 Direct Losses Incurred	7 Direct Losses Unpaid	8 Direct Defense and Cost Containment Expense Paid	9 Direct Defense and Cost Containment Expense Incurred	10 Direct Defense and Cost Containment Expense Unpaid	11 Commissions and Brokerage Expenses	12 Taxes, Licenses and Fees
	1 Direct Premiums Written	2 Direct Premiums Earned										
1. Fire	0	0	0	0	0	0	0	0	0	0	0	0
2.1 Allied lines	0	0	0	0	0	0	0	0	0	0	0	0
2.2 Multiple peril crop	0	0	0	0	0	0	0	0	0	0	0	0
2.3 Federal flood	0	0	0	0	0	0	0	0	0	0	0	0
2.4 Private crop	0	0	0	0	0	0	0	0	0	0	0	0
2.5 Private flood	0	0	0	0	0	0	0	0	0	0	0	0
3. Farmowners multiple peril	0	0	0	0	0	0	0	0	0	0	0	0
4. Homeowners multiple peril	0	0	0	0	0	0	0	0	0	0	0	0
5.1 Commercial multiple peril (non-liability portion)	(27)	32,567	0	1,104	114,353	(68,076)	15,241	676	(1,029)	1,585	(7)	(1)
5.2 Commercial multiple peril (liability portion)	(1,236)	18,253	0	492	18,530	(266,490)	243,800	463	(118,527)	177,247	(218)	(44)
6. Mortgage guaranty	0	0	0	0	0	0	0	0	0	0	0	0
8. Ocean marine	0	0	0	0	0	0	0	0	0	0	0	0
9. Inland marine	0	0	0	0	0	0	0	0	0	0	0	0
10. Financial guaranty	0	0	0	0	0	0	0	0	0	0	0	0
11. Medical professional liability	0	0	0	0	0	0	0	0	0	0	0	0
12. Earthquake	0	0	0	0	0	0	0	0	0	0	0	0
13. Group accident and health (b)	0	0	0	0	0	0	0	0	0	0	0	0
14. Credit accident and health (group and individual)	0	0	0	0	0	0	0	0	0	0	0	0
15.1 Collectively renewable accident and health (b)	0	0	0	0	0	0	0	0	0	0	0	0
15.2 Non-cancelable accident and health(b)	0	0	0	0	0	0	0	0	0	0	0	0
15.3 Guaranteed renewable accident and health(b)	0	0	0	0	0	0	0	0	0	0	0	0
15.4 Non-renewable for stated reasons only (b)	0	0	0	0	0	0	0	0	0	0	0	0
15.5 Other accident only	0	0	0	0	0	0	0	0	0	0	0	0
15.6 Medicare Title XVIII exempt from state taxes or fees	0	0	0	0	0	0	0	0	0	0	0	0
15.7 All other accident and health (b)	0	0	0	0	0	0	0	0	0	0	0	0
15.8 Federal employees health benefits plan premium (b)	0	0	0	0	0	0	0	0	0	0	0	0
16. Workers' compensation	0	0	0	0	38,040	16,964	444,091	15,814	35,175	(8,372)	0	0
17.1 Other Liability - occurrence	0	0	0	0	0	(19,862)	122,322	5,386	32,470	33,879	0	(1)
17.2 Other Liability - claims made	0	0	0	0	0	0	0	0	0	0	0	0
17.3 Excess workers' compensation	0	0	0	0	0	0	0	0	0	0	0	0
18. Products liability	0	0	0	0	0	0	1,000	330	330	0	0	0
19.1 Private passenger auto no-fault (personal injury protection)	0	0	0	0	0	0	0	0	0	0	0	0
19.2 Other private passenger auto liability	0	0	0	0	0	0	0	0	0	0	0	0
19.3 Commercial auto no-fault (personal injury protection)	0	0	0	0	0	0	0	0	0	0	0	0
19.4 Other commercial auto liability	0	0	0	0	2,093	(8,769)	38,621	0	897	2,293	0	0
21.1 Private passenger auto physical damage	0	0	0	0	0	0	0	0	0	0	0	0
21.2 Commercial auto physical damage	0	0	0	0	(550)	(2,584)	11,477	733	735	2	0	0
22. Aircraft (all perils)	0	0	0	0	0	0	0	0	0	0	0	0
23. Fidelity	0	0	0	0	0	0	0	0	0	0	0	0
24. Surety	0	0	0	0	0	0	0	0	0	0	0	0
26. Burglary and theft	0	0	0	0	0	0	0	0	0	0	0	0
27. Boiler and machinery	0	0	0	0	0	0	0	0	0	0	0	0
28. Credit	0	0	0	0	0	0	0	0	0	0	0	0
29. International	0	0	0	0	0	0	0	0	0	0	0	0
30. Warranty	0	0	0	0	0	0	0	0	0	0	0	0
34. Aggregate write-ins for other lines of business	0	0	0	0	0	0	0	0	0	0	0	0
35. TOTALS (a)	(1,263)	50,820	0	1,596	172,466	(348,817)	876,552	23,402	(49,949)	206,634	(225)	(46)
DETAILS OF WRITE-INS												
3401.												
3402.												
3403.												
3498. Summary of remaining write-ins for Line 34 from overflow page	0	0	0	0	0	0	0	0	0	0	0	0
3499. Totals (Lines 3401 thru 3403 plus 3498)(Line 34 above)	0	0	0	0	0	0	0	0	0	0	0	0

(a) Finance and service charges not included in Lines 1 to 35 \$ 0

(b) For health business on indicated lines report: Number of persons insured under PPO managed care products 0 and number of persons insured under indemnity only products 0

19 HI



ANNUAL STATEMENT FOR THE YEAR 2021 OF THE The American Insurance Company

EXHIBIT OF PREMIUMS AND LOSSES (Statutory Page 14)

NAIC Group Code 0761

BUSINESS IN THE STATE OF Idaho

DURING THE YEAR 2021

NAIC Company Code 21857

Table with 12 columns: Line of Business, Direct Premiums Written, Direct Premiums Earned, Dividends Paid or Credited to Policyholders on Direct Business, Direct Unearned Premium Reserves, Direct Losses Paid (deducting salvage), Direct Losses Incurred, Direct Losses Unpaid, Direct Defense and Cost Containment Expense Paid, Direct Defense and Cost Containment Expense Incurred, Direct Defense and Cost Containment Expense Unpaid, Commissions and Brokerage Expenses, Taxes, Licenses and Fees. Rows include various insurance categories like Fire, Multiple peril crop, Federal flood, etc., ending with a TOTALS row.

(a) Finance and service charges not included in Lines 1 to 35 \$ 0
(b) For health business on indicated lines report: Number of persons insured under PPO managed care products 0 and number of persons insured under indemnity only products 0

191D



ANNUAL STATEMENT FOR THE YEAR 2021 OF THE The American Insurance Company

EXHIBIT OF PREMIUMS AND LOSSES (Statutory Page 14)

NAIC Group Code 0761

BUSINESS IN THE STATE OF Illinois

DURING THE YEAR 2021

NAIC Company Code 21857

Table with 12 columns: Line of Business, Direct Premiums Written, Direct Premiums Earned, Dividends Paid or Credited to Policyholders on Direct Business, Direct Unearned Premium Reserves, Direct Losses Paid (deducting salvage), Direct Losses Incurred, Direct Losses Unpaid, Direct Defense and Cost Containment Expense Paid, Direct Defense and Cost Containment Expense Incurred, Direct Defense and Cost Containment Expense Unpaid, Commissions and Brokerage Expenses, Taxes, Licenses and Fees. Rows include Fire, Multiple peril crop, Federal flood, Private crop, Private flood, Farmowners multiple peril, Homeowners multiple peril, Commercial multiple peril (non-liability portion), Commercial multiple peril (liability portion), Mortgage guaranty, Ocean marine, Inland marine, Financial guaranty, Medical professional liability, Earthquake, Group accident and health (b), Credit accident and health (group and individual), Collectively renewable accident and health (b), Non-cancelable accident and health(b), Guaranteed renewable accident and health(b), Non-renewable for stated reasons only (b), Other accident only, Medicare Title XVIII exempt from state taxes or fees, All other accident and health (b), Federal employees health benefits plan premium (b), Workers' compensation, Other Liability - occurrence, Other Liability - claims made, Excess workers' compensation, Products liability, Private passenger auto no-fault (personal injury protection), Other private passenger auto liability, Commercial auto no-fault (personal injury protection), Other commercial auto liability, Private passenger auto physical damage, Commercial auto physical damage, Aircraft (all perils), Fidelity, Surety, Burglary and theft, Boiler and machinery, Credit, International, Warranty, Aggregate write-ins for other lines of business, TOTALS (a), DETAILS OF WRITE-INS, 3401, 3402, 3403, 3498, 3499.

19.1L

(a) Finance and service charges not included in Lines 1 to 35 \$ 0

(b) For health business on indicated lines report: Number of persons insured under PPO managed care products 0 and number of persons insured under indemnity only products 0



ANNUAL STATEMENT FOR THE YEAR 2021 OF THE The American Insurance Company

EXHIBIT OF PREMIUMS AND LOSSES (Statutory Page 14)

NAIC Group Code 0761

BUSINESS IN THE STATE OF Indiana

DURING THE YEAR 2021

NAIC Company Code 21857

Table with 12 columns: Line of Business, Direct Premiums Written, Direct Premiums Earned, Dividends Paid or Credited to Policyholders on Direct Business, Direct Unearned Premium Reserves, Direct Losses Paid (deducting salvage), Direct Losses Incurred, Direct Losses Unpaid, Direct Defense and Cost Containment Expense Paid, Direct Defense and Cost Containment Expense Incurred, Direct Defense and Cost Containment Expense Unpaid, Commissions and Brokerage Expenses, Taxes, Licenses and Fees. Rows include Fire, Multiple peril crop, Federal flood, Private crop, Private flood, Farmowners multiple peril, Homeowners multiple peril, Commercial multiple peril (non-liability portion), Commercial multiple peril (liability portion), Mortgage guaranty, Ocean marine, Inland marine, Financial guaranty, Medical professional liability, Earthquake, Group accident and health (b), Credit accident and health (group and individual), Collectively renewable accident and health (b), Non-cancelable accident and health(b), Guaranteed renewable accident and health(b), Non-renewable for stated reasons only (b), Other accident only, Medicare Title XVIII exempt from state taxes or fees, All other accident and health (b), Federal employees health benefits plan premium (b), Workers' compensation, Other Liability - occurrence, Other Liability - claims made, Excess workers' compensation, Products liability, Private passenger auto no-fault (personal injury protection), Other private passenger auto liability, Commercial auto no-fault (personal injury protection), Other commercial auto liability, Private passenger auto physical damage, Commercial auto physical damage, Aircraft (all perils), Fidelity, Surety, Burglary and theft, Boiler and machinery, Credit, International, Warranty, Aggregate write-ins for other lines of business, TOTALS (a), DETAILS OF WRITE-INS, 3401, 3402, 3403, 3498, 3499.

(a) Finance and service charges not included in Lines 1 to 35 \$ 0

(b) For health business on indicated lines report: Number of persons insured under PPO managed care products 0 and number of persons insured under indemnity only products 0

191N



ANNUAL STATEMENT FOR THE YEAR 2021 OF THE The American Insurance Company

EXHIBIT OF PREMIUMS AND LOSSES (Statutory Page 14)

NAIC Group Code 0761

BUSINESS IN THE STATE OF Iowa

DURING THE YEAR 2021

NAIC Company Code 21857

Table with 12 columns: Line of Business, Direct Premiums Written, Direct Premiums Earned, Dividends Paid or Credited to Policyholders on Direct Business, Direct Unearned Premium Reserves, Direct Losses Paid (deducting salvage), Direct Losses Incurred, Direct Losses Unpaid, Direct Defense and Cost Containment Expense Paid, Direct Defense and Cost Containment Expense Incurred, Direct Defense and Cost Containment Expense Unpaid, Commissions and Brokerage Expenses, Taxes, Licenses and Fees. Rows include Fire, Multiple peril crop, Federal flood, Private crop, Private flood, Farmowners multiple peril, Homeowners multiple peril, Commercial multiple peril (non-liability portion), Commercial multiple peril (liability portion), Mortgage guaranty, Ocean marine, Inland marine, Financial guaranty, Medical professional liability, Earthquake, Group accident and health (b), Credit accident and health (group and individual), Collectively renewable accident and health (b), Non-cancelable accident and health(b), Guaranteed renewable accident and health(b), Non-renewable for stated reasons only (b), Other accident only, Medicare Title XVIII exempt from state taxes or fees, All other accident and health (b), Federal employees health benefits plan premium (b), Workers' compensation, Other Liability - occurrence, Other Liability - claims made, Excess workers' compensation, Products liability, Private passenger auto no-fault (personal injury protection), Other private passenger auto liability, Commercial auto no-fault (personal injury protection), Other commercial auto liability, Private passenger auto physical damage, Commercial auto physical damage, Aircraft (all perils), Fidelity, Surety, Burglary and theft, Boiler and machinery, Credit, International, Warranty, Aggregate write-ins for other lines of business, TOTALS (a), DETAILS OF WRITE-INS, 3401, 3402, 3403, 3498, 3499.

(a) Finance and service charges not included in Lines 1 to 35 \$ 0

(b) For health business on indicated lines report: Number of persons insured under PPO managed care products 0 and number of persons insured under indemnity only products 0

191A



ANNUAL STATEMENT FOR THE YEAR 2021 OF THE The American Insurance Company

EXHIBIT OF PREMIUMS AND LOSSES (Statutory Page 14)

NAIC Group Code 0761

BUSINESS IN THE STATE OF Kansas

DURING THE YEAR 2021

NAIC Company Code 21857

Table with 12 columns: Line of Business, Direct Premiums Written, Direct Premiums Earned, Dividends Paid or Credited to Policyholders on Direct Business, Direct Unearned Premium Reserves, Direct Losses Paid (deducting salvage), Direct Losses Incurred, Direct Losses Unpaid, Direct Defense and Cost Containment Expense Paid, Direct Defense and Cost Containment Expense Incurred, Direct Defense and Cost Containment Expense Unpaid, Commissions and Brokerage Expenses, Taxes, Licenses and Fees. Rows include Fire, Multiple peril crop, Federal flood, Private crop, Private flood, Farmowners multiple peril, Homeowners multiple peril, Commercial multiple peril (non-liability portion), Commercial multiple peril (liability portion), Mortgage guaranty, Ocean marine, Inland marine, Financial guaranty, Medical professional liability, Earthquake, Group accident and health (b), Credit accident and health (group and individual), Collectively renewable accident and health (b), Non-cancelable accident and health(b), Guaranteed renewable accident and health(b), Non-renewable for stated reasons only (b), Other accident only, Medicare Title XVIII exempt from state taxes or fees, All other accident and health (b), Federal employees health benefits plan premium (b), Workers' compensation, Other Liability - occurrence, Other Liability - claims made, Excess workers' compensation, Products liability, Private passenger auto no-fault (personal injury protection), Other private passenger auto liability, Commercial auto no-fault (personal injury protection), Other commercial auto liability, Private passenger auto physical damage, Commercial auto physical damage, Aircraft (all perils), Fidelity, Surety, Burglary and theft, Boiler and machinery, Credit, International, Warranty, Aggregate write-ins for other lines of business, TOTALS (a), DETAILS OF WRITE-INS, 3401, 3402, 3403, 3498, 3499.

(a) Finance and service charges not included in Lines 1 to 35 \$ 0

(b) For health business on indicated lines report: Number of persons insured under PPO managed care products 0 and number of persons insured under indemnity only products 0

19 KS



ANNUAL STATEMENT FOR THE YEAR 2021 OF THE The American Insurance Company

EXHIBIT OF PREMIUMS AND LOSSES (Statutory Page 14)

NAIC Group Code 0761

BUSINESS IN THE STATE OF Kentucky

DURING THE YEAR 2021

NAIC Company Code 21857

Table with 12 columns: Line of Business, Direct Premiums Written, Direct Premiums Earned, Dividends Paid or Credited to Policyholders on Direct Business, Direct Unearned Premium Reserves, Direct Losses Paid (deducting salvage), Direct Losses Incurred, Direct Losses Unpaid, Direct Defense and Cost Containment Expense Paid, Direct Defense and Cost Containment Expense Incurred, Direct Defense and Cost Containment Expense Unpaid, Commissions and Brokerage Expenses, Taxes, Licenses and Fees. Rows include Fire, Multiple peril crop, Federal flood, Private crop, Private flood, Farmowners multiple peril, Homeowners multiple peril, Commercial multiple peril (non-liability portion), Commercial multiple peril (liability portion), Mortgage guaranty, Ocean marine, Inland marine, Financial guaranty, Medical professional liability, Earthquake, Group accident and health (b), Credit accident and health (group and individual), Collectively renewable accident and health (b), Non-cancelable accident and health(b), Guaranteed renewable accident and health(b), Non-renewable for stated reasons only (b), Other accident only, Medicare Title XVIII exempt from state taxes or fees, All other accident and health (b), Federal employees health benefits plan premium (b), Workers' compensation, Other Liability - occurrence, Other Liability - claims made, Excess workers' compensation, Products liability, Private passenger auto no-fault (personal injury protection), Other private passenger auto liability, Commercial auto no-fault (personal injury protection), Other commercial auto liability, Private passenger auto physical damage, Commercial auto physical damage, Aircraft (all perils), Fidelity, Surety, Burglary and theft, Boiler and machinery, Credit, International, Warranty, Aggregate write-ins for other lines of business, TOTALS (a), DETAILS OF WRITE-INS, 3401, 3402, 3403, 3498, 3499.

(a) Finance and service charges not included in Lines 1 to 35 \$ 0

(b) For health business on indicated lines report: Number of persons insured under PPO managed care products 0 and number of persons insured under indemnity only products 0

19 KY



ANNUAL STATEMENT FOR THE YEAR 2021 OF THE The American Insurance Company

EXHIBIT OF PREMIUMS AND LOSSES (Statutory Page 14)

NAIC Group Code 0761

BUSINESS IN THE STATE OF Louisiana

DURING THE YEAR 2021

NAIC Company Code 21857

Line of Business	Gross Premiums, Including Policy and Membership Fees, Less Return Premiums and Premiums on Policies not Taken		3 Dividends Paid or Credited to Policyholders on Direct Business	4 Direct Unearned Premium Reserves	5 Direct Losses Paid (deducting salvage)	6 Direct Losses Incurred	7 Direct Losses Unpaid	8 Direct Defense and Cost Containment Expense Paid	9 Direct Defense and Cost Containment Expense Incurred	10 Direct Defense and Cost Containment Expense Unpaid	11 Commissions and Brokerage Expenses	12 Taxes, Licenses and Fees
	1 Direct Premiums Written	2 Direct Premiums Earned										
1. Fire	0	0	0	0	0	0	0	0	0	0	0	0
2.1 Allied lines	0	0	0	0	0	0	0	0	0	0	0	0
2.2 Multiple peril crop	0	0	0	0	0	0	0	0	0	0	0	0
2.3 Federal flood	0	0	0	0	0	0	0	0	0	0	0	0
2.4 Private crop	0	0	0	0	0	0	0	0	0	0	0	0
2.5 Private flood	0	0	0	0	0	0	0	0	0	0	0	0
3. Farmowners multiple peril	1,622	33,517	0	1,049	33,552	3,473	834	2,260	984	0	278	73
4. Homeowners multiple peril	0	0	0	0	48,984	48,950	0	111,778	111,778	0	0	0
5.1 Commercial multiple peril (non-liability portion)	0	19	0	7	0	(20,640)	0	0	0	0	0	0
5.2 Commercial multiple peril (liability portion)	10,223	15,922	0	422	836,851	517,271	634,057	322,658	227,620	45,954	1,792	33,854
6. Mortgage guaranty	0	0	0	0	0	0	0	0	0	0	0	0
8. Ocean marine	0	0	0	0	0	0	0	0	0	0	0	0
9. Inland marine	0	0	0	0	(96)	8,716	9,715	0	0	0	0	0
10. Financial guaranty	0	0	0	0	0	0	0	0	0	0	0	0
11. Medical professional liability	0	0	0	0	0	0	0	0	0	0	0	0
12. Earthquake	0	0	0	0	0	0	0	0	0	0	0	0
13. Group accident and health (b)	0	0	0	0	0	0	0	0	0	0	0	0
14. Credit accident and health (group and individual)	0	0	0	0	0	0	0	0	0	0	0	0
15.1 Collectively renewable accident and health (b)	0	0	0	0	0	0	0	0	0	0	0	0
15.2 Non-cancelable accident and health(b)	0	0	0	0	0	0	0	0	0	0	0	0
15.3 Guaranteed renewable accident and health(b)	0	0	0	0	0	0	0	0	0	0	0	0
15.4 Non-renewable for stated reasons only (b)	0	0	0	0	0	0	0	0	0	0	0	0
15.5 Other accident only	0	0	0	0	0	0	0	0	0	0	0	0
15.6 Medicare Title XVIII exempt from state taxes or fees	0	0	0	0	0	0	0	0	0	0	0	0
15.7 All other accident and health (b)	0	0	0	0	0	0	0	0	0	0	0	0
15.8 Federal employees health benefits plan premium (b)	0	0	0	0	0	0	0	0	0	0	0	0
16. Workers' compensation	0	0	0	0	109,075	162,995	2,879,553	8,061	31,643	1,274	0	0
17.1 Other Liability - occurrence	35,124	35,124	0	0	743,610	2,557,853	2,420,893	248,991	524,423	287,791	7,679	1,188
17.2 Other Liability - claims made	0	0	0	0	0	0	0	0	0	0	0	0
17.3 Excess workers' compensation	0	0	0	0	0	0	0	0	0	0	0	0
18. Products liability	0	0	0	0	0	14,803	125,834	0	4,486	40,953	0	0
19.1 Private passenger auto no-fault (personal injury protection)	0	0	0	0	0	0	0	0	0	0	0	0
19.2 Other private passenger auto liability	0	0	0	0	0	0	0	0	0	0	0	0
19.3 Commercial auto no-fault (personal injury protection)	0	0	0	0	0	0	0	0	0	0	0	0
19.4 Other commercial auto liability	0	0	0	0	692,000	295,662	274,389	50,578	63,005	35,971	0	0
21.1 Private passenger auto physical damage	0	0	0	0	0	0	0	0	0	0	0	0
21.2 Commercial auto physical damage	2,756	2,756	0	0	0	(22,042)	7,855	0	0	0	647	90
22. Aircraft (all perils)	0	0	0	0	0	0	0	0	0	0	0	0
23. Fidelity	0	0	0	0	0	0	0	0	0	0	0	0
24. Surety	0	0	0	0	0	0	0	0	0	0	0	0
26. Burglary and theft	0	0	0	0	0	0	0	0	0	0	0	0
27. Boiler and machinery	0	0	0	0	0	0	0	0	0	0	0	0
28. Credit	0	0	0	0	0	0	0	0	0	0	0	0
29. International	0	0	0	0	0	0	0	0	0	0	0	0
30. Warranty	0	0	0	0	0	0	0	0	0	0	0	0
34. Aggregate write-ins for other lines of business	0	0	0	0	0	0	0	0	0	0	0	0
35. TOTALS (a)	49,725	87,338	0	1,478	2,463,976	3,567,041	6,353,130	744,326	963,939	411,943	10,396	35,205
DETAILS OF WRITE-INS												
3401.												
3402.												
3403.												
3498. Summary of remaining write-ins for Line 34 from overflow page	0	0	0	0	0	0	0	0	0	0	0	0
3499. Totals (Lines 3401 thru 3403 plus 3498)(Line 34 above)	0	0	0	0	0	0	0	0	0	0	0	0

(a) Finance and service charges not included in Lines 1 to 35 \$ 0

(b) For health business on indicated lines report: Number of persons insured under PPO managed care products 0 and number of persons insured under indemnity only products 0

191A



ANNUAL STATEMENT FOR THE YEAR 2021 OF THE The American Insurance Company

EXHIBIT OF PREMIUMS AND LOSSES (Statutory Page 14)

NAIC Group Code 0761

BUSINESS IN THE STATE OF Maine

DURING THE YEAR 2021

NAIC Company Code 21857

Line of Business	Gross Premiums, Including Policy and Membership Fees, Less Return Premiums and Premiums on Policies not Taken		3 Dividends Paid or Credited to Policyholders on Direct Business	4 Direct Unearned Premium Reserves	5 Direct Losses Paid (deducting salvage)	6 Direct Losses Incurred	7 Direct Losses Unpaid	8 Direct Defense and Cost Containment Expense Paid	9 Direct Defense and Cost Containment Expense Incurred	10 Direct Defense and Cost Containment Expense Unpaid	11 Commissions and Brokerage Expenses	12 Taxes, Licenses and Fees
	1 Direct Premiums Written	2 Direct Premiums Earned										
1. Fire	0	0	0	0	0	0	0	0	0	0	0	0
2.1 Allied lines	0	0	0	0	0	0	0	0	0	0	0	0
2.2 Multiple peril crop	0	0	0	0	0	0	0	0	0	0	0	0
2.3 Federal flood	0	0	0	0	0	0	0	0	0	0	0	0
2.4 Private crop	0	0	0	0	0	0	0	0	0	0	0	0
2.5 Private flood	0	0	0	0	0	0	0	0	0	0	0	0
3. Farmowners multiple peril	0	0	0	0	0	0	0	0	0	0	0	0
4. Homeowners multiple peril	0	0	0	0	0	0	0	0	0	0	0	0
5.1 Commercial multiple peril (non-liability portion)	0	0	0	0	0	(13,883)	832	0	0	0	0	0
5.2 Commercial multiple peril (liability portion)	0	0	0	0	0	(915)	21,095	0	1,369	6,740	0	7
6. Mortgage guaranty	0	0	0	0	0	0	0	0	0	0	0	0
8. Ocean marine	0	0	0	0	0	0	0	0	0	0	0	0
9. Inland marine	0	0	0	0	0	1,221	1,221	0	0	0	0	0
10. Financial guaranty	0	0	0	0	0	0	0	0	0	0	0	0
11. Medical professional liability	0	0	0	0	0	0	0	0	0	0	0	0
12. Earthquake	0	0	0	0	0	0	0	0	0	0	0	0
13. Group accident and health (b)	0	0	0	0	0	0	0	0	0	0	0	0
14. Credit accident and health (group and individual)	0	0	0	0	0	0	0	0	0	0	0	0
15.1 Collectively renewable accident and health (b)	0	0	0	0	0	0	0	0	0	0	0	0
15.2 Non-cancelable accident and health(b)	0	0	0	0	0	0	0	0	0	0	0	0
15.3 Guaranteed renewable accident and health(b)	0	0	0	0	0	0	0	0	0	0	0	0
15.4 Non-renewable for stated reasons only (b)	0	0	0	0	0	0	0	0	0	0	0	0
15.5 Other accident only	0	0	0	0	0	0	0	0	0	0	0	0
15.6 Medicare Title XVIII exempt from state taxes or fees	0	0	0	0	0	0	0	0	0	0	0	0
15.7 All other accident and health (b)	0	0	0	0	0	0	0	0	0	0	0	0
15.8 Federal employees health benefits plan premium (b)	0	0	0	0	0	0	0	0	0	0	0	0
16. Workers' compensation	0	0	0	0	335	43,888	75	7,580	0	0	0	0
17.1 Other Liability - occurrence	0	0	0	0	0	(155,355)	258,753	(12,092)	53,907	0	0	0
17.2 Other Liability - claims made	0	0	0	0	0	0	0	0	0	0	0	0
17.3 Excess workers' compensation	0	0	0	0	0	0	0	0	0	0	0	0
18. Products liability	0	0	0	0	0	(34,897)	294,027	(12,886)	93,958	0	0	0
19.1 Private passenger auto no-fault (personal injury protection)	0	0	0	0	0	0	0	0	0	0	0	0
19.2 Other private passenger auto liability	0	0	0	0	0	0	0	0	0	0	0	0
19.3 Commercial auto no-fault (personal injury protection)	0	0	0	0	0	0	0	0	0	0	0	0
19.4 Other commercial auto liability	0	0	0	0	0	(12,007)	(12,007)	(1,156)	(1,156)	0	0	0
21.1 Private passenger auto physical damage	0	0	0	0	0	0	0	0	0	0	0	0
21.2 Commercial auto physical damage	0	0	0	0	0	0	0	0	0	0	0	0
22. Aircraft (all perils)	0	0	0	0	0	0	0	0	0	0	0	0
23. Fidelity	0	0	0	0	0	0	0	0	0	0	0	0
24. Surety	0	0	0	0	0	0	0	0	0	0	0	0
26. Burglary and theft	0	0	0	0	0	0	0	0	0	0	0	0
27. Boiler and machinery	0	0	0	0	0	0	0	0	0	0	0	0
28. Credit	0	0	0	0	0	0	0	0	0	0	0	0
29. International	0	0	0	0	0	0	0	0	0	0	0	0
30. Warranty	0	0	0	0	0	0	0	0	0	0	0	0
34. Aggregate write-ins for other lines of business	0	0	0	0	0	0	0	0	0	0	0	0
35. TOTALS (a)	0	0	0	0	335	(171,948)	563,921	75	(17,185)	153,449	0	7
DETAILS OF WRITE-INS												
3401.												
3402.												
3403.												
3498. Summary of remaining write-ins for Line 34 from overflow page	0	0	0	0	0	0	0	0	0	0	0	0
3499. Totals (Lines 3401 thru 3403 plus 3498)(Line 34 above)	0	0	0	0	0	0	0	0	0	0	0	0

(a) Finance and service charges not included in Lines 1 to 35 \$ 0

(b) For health business on indicated lines report: Number of persons insured under PPO managed care products 0 and number of persons insured under indemnity only products 0

19 ME



ANNUAL STATEMENT FOR THE YEAR 2021 OF THE The American Insurance Company

EXHIBIT OF PREMIUMS AND LOSSES (Statutory Page 14)

NAIC Group Code 0761

BUSINESS IN THE STATE OF Maryland

DURING THE YEAR 2021

NAIC Company Code 21857

Table with 12 columns: Line of Business, Direct Premiums Written, Direct Premiums Earned, Dividends Paid or Credited to Policyholders on Direct Business, Direct Unearned Premium Reserves, Direct Losses Paid (deducting salvage), Direct Losses Incurred, Direct Losses Unpaid, Direct Defense and Cost Containment Expense Paid, Direct Defense and Cost Containment Expense Incurred, Direct Defense and Cost Containment Expense Unpaid, Commissions and Brokerage Expenses, Taxes, Licenses and Fees. Rows include Fire, Multiple peril crop, Federal flood, Private crop, Private flood, Farmowners multiple peril, Homeowners multiple peril, Commercial multiple peril (non-liability portion), Commercial multiple peril (liability portion), Mortgage guaranty, Ocean marine, Inland marine, Financial guaranty, Medical professional liability, Earthquake, Group accident and health (b), Credit accident and health (group and individual), Collectively renewable accident and health (b), Non-cancelable accident and health(b), Guaranteed renewable accident and health(b), Non-renewable for stated reasons only (b), Other accident only, Medicare Title XVIII exempt from state taxes or fees, All other accident and health (b), Federal employees health benefits plan premium (b), Workers' compensation, Other Liability - occurrence, Other Liability - claims made, Excess workers' compensation, Products liability, Private passenger auto no-fault (personal injury protection), Other private passenger auto liability, Commercial auto no-fault (personal injury protection), Other commercial auto liability, Private passenger auto physical damage, Commercial auto physical damage, Aircraft (all perils), Fidelity, Surety, Burglary and theft, Boiler and machinery, Credit, International, Warranty, Aggregate write-ins for other lines of business, TOTALS (a), DETAILS OF WRITE-INS, 3401, 3402, 3403, 3498, 3499.

(a) Finance and service charges not included in Lines 1 to 35 \$ 0

(b) For health business on indicated lines report: Number of persons insured under PPO managed care products 0 and number of persons insured under indemnity only products 0

19 MD



ANNUAL STATEMENT FOR THE YEAR 2021 OF THE The American Insurance Company

EXHIBIT OF PREMIUMS AND LOSSES (Statutory Page 14)

NAIC Group Code 0761

BUSINESS IN THE STATE OF Massachusetts

DURING THE YEAR 2021

NAIC Company Code 21857

Table with 12 columns: Line of Business, Direct Premiums Written, Direct Premiums Earned, Dividends Paid or Credited to Policyholders on Direct Business, Direct Unearned Premium Reserves, Direct Losses Paid (deducting salvage), Direct Losses Incurred, Direct Losses Unpaid, Direct Defense and Cost Containment Expense Paid, Direct Defense and Cost Containment Expense Incurred, Direct Defense and Cost Containment Expense Unpaid, Commissions and Brokerage Expenses, Taxes, Licenses and Fees. Rows include various insurance categories like Fire, Multiple peril crop, Commercial multiple peril, etc., ending with a TOTALS row.

(a) Finance and service charges not included in Lines 1 to 35 \$ 150

(b) For health business on indicated lines report: Number of persons insured under PPO managed care products 0 and number of persons insured under indemnity only products 0

19 MA



ANNUAL STATEMENT FOR THE YEAR 2021 OF THE The American Insurance Company

EXHIBIT OF PREMIUMS AND LOSSES (Statutory Page 14)

NAIC Group Code 0761

BUSINESS IN THE STATE OF Michigan

DURING THE YEAR 2021

NAIC Company Code 21857

Table with 12 columns: Line of Business, Gross Premiums, Dividends Paid, Direct Unearned Premium Reserves, Direct Losses Paid, Direct Losses Incurred, Direct Losses Unpaid, Direct Defense and Cost Containment Expense Paid, Direct Defense and Cost Containment Expense Incurred, Direct Defense and Cost Containment Expense Unpaid, Commissions and Brokerage Expenses, Taxes, Licenses and Fees. Rows include Fire, Multiple peril crop, Commercial multiple peril, etc., ending with a TOTALS row.

(a) Finance and service charges not included in Lines 1 to 35 \$ 0
(b) For health business on indicated lines report: Number of persons insured under PPO managed care products 0 and number of persons insured under indemnity only products 0

19.MI



ANNUAL STATEMENT FOR THE YEAR 2021 OF THE The American Insurance Company

EXHIBIT OF PREMIUMS AND LOSSES (Statutory Page 14)

NAIC Group Code 0761

BUSINESS IN THE STATE OF Minnesota

DURING THE YEAR 2021

NAIC Company Code 21857

Table with 12 columns: Line of Business, Direct Premiums Written, Direct Premiums Earned, Dividends Paid or Credited to Policyholders on Direct Business, Direct Unearned Premium Reserves, Direct Losses Paid (deducting salvage), Direct Losses Incurred, Direct Losses Unpaid, Direct Defense and Cost Containment Expense Paid, Direct Defense and Cost Containment Expense Incurred, Direct Defense and Cost Containment Expense Unpaid, Commissions and Brokerage Expenses, Taxes, Licenses and Fees. Rows include Fire, Multiple peril crop, Federal flood, Private crop, Private flood, Farmowners multiple peril, Homeowners multiple peril, Commercial multiple peril (non-liability portion), Commercial multiple peril (liability portion), Mortgage guaranty, Ocean marine, Inland marine, Financial guaranty, Medical professional liability, Earthquake, Group accident and health (b), Credit accident and health (group and individual), Collectively renewable accident and health (b), Non-cancelable accident and health(b), Guaranteed renewable accident and health(b), Non-renewable for stated reasons only (b), Other accident only, Medicare Title XVIII exempt from state taxes or fees, All other accident and health (b), Federal employees health benefits plan premium (b), Workers' compensation, Other Liability - occurrence, Other Liability - claims made, Excess workers' compensation, Products liability, Private passenger auto no-fault (personal injury protection), Other private passenger auto liability, Commercial auto no-fault (personal injury protection), Other commercial auto liability, Private passenger auto physical damage, Commercial auto physical damage, Aircraft (all perils), Fidelity, Surety, Burglary and theft, Boiler and machinery, Credit, International, Warranty, Aggregate write-ins for other lines of business, TOTALS (a), DETAILS OF WRITE-INS, 3401, 3402, 3403, 3498, 3499.

(a) Finance and service charges not included in Lines 1 to 35 \$ 0

(b) For health business on indicated lines report: Number of persons insured under PPO managed care products 0 and number of persons insured under indemnity only products 0

19 MN



ANNUAL STATEMENT FOR THE YEAR 2021 OF THE The American Insurance Company

EXHIBIT OF PREMIUMS AND LOSSES (Statutory Page 14)

NAIC Group Code 0761

BUSINESS IN THE STATE OF Mississippi

DURING THE YEAR 2021

NAIC Company Code 21857

Table with 12 columns: Line of Business, Direct Premiums Written, Direct Premiums Earned, Dividends Paid or Credited to Policyholders on Direct Business, Direct Unearned Premium Reserves, Direct Losses Paid (deducting salvage), Direct Losses Incurred, Direct Losses Unpaid, Direct Defense and Cost Containment Expense Paid, Direct Defense and Cost Containment Expense Incurred, Direct Defense and Cost Containment Expense Unpaid, Commissions and Brokerage Expenses, Taxes, Licenses and Fees. Rows include various insurance categories like Fire, Multiple peril crop, Federal flood, etc., ending with a TOTALS row.

(a) Finance and service charges not included in Lines 1 to 35 \$ 0
(b) For health business on indicated lines report: Number of persons insured under PPO managed care products 0 and number of persons insured under indemnity only products 0

19 MS



ANNUAL STATEMENT FOR THE YEAR 2021 OF THE The American Insurance Company

EXHIBIT OF PREMIUMS AND LOSSES (Statutory Page 14)

NAIC Group Code 0761

BUSINESS IN THE STATE OF Missouri

DURING THE YEAR 2021

NAIC Company Code 21857

Table with 12 columns: Line of Business, Gross Premiums (Direct Written, Direct Earned), Dividends Paid, Direct Unearned Premium Reserves, Direct Losses Paid (deducting salvage), Direct Losses Incurred, Direct Losses Unpaid, Direct Defense and Cost Containment Expense Paid, Direct Defense and Cost Containment Expense Incurred, Direct Defense and Cost Containment Expense Unpaid, Commissions and Brokerage Expenses, Taxes, Licenses and Fees. Rows include Fire, Multiple peril crop, Federal flood, Private crop, Private flood, Farmowners multiple peril, Homeowners multiple peril, Commercial multiple peril (non-liability and liability portions), Mortgage guaranty, Ocean marine, Inland marine, Financial guaranty, Medical professional liability, Earthquake, Group accident and health, Credit accident and health, Collectively renewable accident and health, Non-cancelable accident and health, Guaranteed renewable accident and health, Non-renewable for stated reasons only, Other accident only, Medicare Title XVIII exempt from state taxes or fees, All other accident and health, Federal employees health benefits plan premium, Workers' compensation, Other Liability - occurrence, Other Liability - claims made, Excess workers' compensation, Products liability, Private passenger auto no-fault (personal injury protection), Other private passenger auto liability, Commercial auto no-fault (personal injury protection), Other commercial auto liability, Private passenger auto physical damage, Commercial auto physical damage, Aircraft (all perils), Fidelity, Surety, Burglary and theft, Boiler and machinery, Credit, International, Warranty, Aggregate write-ins for other lines of business, and TOTALS (a). Includes a section for DETAILS OF WRITE-INS (3401-3499).

(a) Finance and service charges not included in Lines 1 to 35 \$ 0

(b) For health business on indicated lines report: Number of persons insured under PPO managed care products 0 and number of persons insured under indemnity only products 0

19 MO



ANNUAL STATEMENT FOR THE YEAR 2021 OF THE The American Insurance Company

EXHIBIT OF PREMIUMS AND LOSSES (Statutory Page 14)

NAIC Group Code 0761

BUSINESS IN THE STATE OF Montana

DURING THE YEAR 2021

NAIC Company Code 21857

Table with 12 columns: Line of Business, Direct Premiums Written, Direct Premiums Earned, Dividends Paid or Credited to Policyholders on Direct Business, Direct Unearned Premium Reserves, Direct Losses Paid (deducting salvage), Direct Losses Incurred, Direct Losses Unpaid, Direct Defense and Cost Containment Expense Paid, Direct Defense and Cost Containment Expense Incurred, Direct Defense and Cost Containment Expense Unpaid, Commissions and Brokerage Expenses, Taxes, Licenses and Fees. Rows include Fire, Multiple peril crop, Federal flood, Private crop, Private flood, Farmowners multiple peril, Homeowners multiple peril, Commercial multiple peril (non-liability portion), Commercial multiple peril (liability portion), Mortgage guaranty, Ocean marine, Inland marine, Financial guaranty, Medical professional liability, Earthquake, Group accident and health (b), Credit accident and health (group and individual), Collectively renewable accident and health (b), Non-cancelable accident and health(b), Guaranteed renewable accident and health(b), Non-renewable for stated reasons only (b), Other accident only, Medicare Title XVIII exempt from state taxes or fees, All other accident and health (b), Federal employees health benefits plan premium (b), Workers' compensation, Other Liability - occurrence, Other Liability - claims made, Excess workers' compensation, Products liability, Private passenger auto no-fault (personal injury protection), Other private passenger auto liability, Commercial auto no-fault (personal injury protection), Other commercial auto liability, Private passenger auto physical damage, Commercial auto physical damage, Aircraft (all perils), Fidelity, Surety, Burglary and theft, Boiler and machinery, Credit, International, Warranty, Aggregate write-ins for other lines of business, TOTALS (a), DETAILS OF WRITE-INS, 3401, 3402, 3403, 3498, 3499.

(a) Finance and service charges not included in Lines 1 to 35 \$ 0

(b) For health business on indicated lines report: Number of persons insured under PPO managed care products 0 and number of persons insured under indemnity only products 0

19 MT



ANNUAL STATEMENT FOR THE YEAR 2021 OF THE The American Insurance Company

EXHIBIT OF PREMIUMS AND LOSSES (Statutory Page 14)

NAIC Group Code 0761

BUSINESS IN THE STATE OF Nebraska

DURING THE YEAR 2021

NAIC Company Code 21857

Table with 12 columns: Line of Business, Gross Premiums, Dividends Paid, Direct Unearned Premium Reserves, Direct Losses Paid, Direct Losses Incurred, Direct Losses Unpaid, Direct Defense and Cost Containment Expense Paid, Direct Defense and Cost Containment Expense Incurred, Direct Defense and Cost Containment Expense Unpaid, Commissions and Brokerage Expenses, Taxes, Licenses and Fees. Rows include Fire, Multiple peril crop, Federal flood, Private crop, Private flood, Farmowners multiple peril, Homeowners multiple peril, Commercial multiple peril, Mortgage guaranty, Ocean marine, Inland marine, Financial guaranty, Medical professional liability, Earthquake, Group accident and health, Credit accident and health, Collectively renewable accident and health, Non-cancelable accident and health, Guaranteed renewable accident and health, Non-renewable for stated reasons only, Other accident only, Medicare Title XVIII exempt from state taxes or fees, All other accident and health, Federal employees health benefits plan premium, Workers' compensation, Other Liability - occurrence, Other Liability - claims made, Excess workers' compensation, Products liability, Private passenger auto no-fault, Other private passenger auto liability, Commercial auto no-fault, Other commercial auto liability, Private passenger auto physical damage, Commercial auto physical damage, Aircraft, Fidelity, Surety, Burglary and theft, Boiler and machinery, Credit, International, Warranty, Aggregate write-ins for other lines of business, TOTALS (a), DETAILS OF WRITE-INS, 3401-3403, 3498, 3499.

(a) Finance and service charges not included in Lines 1 to 35 \$ 0

(b) For health business on indicated lines report: Number of persons insured under PPO managed care products 0 and number of persons insured under indemnity only products 0

19 NLE



ANNUAL STATEMENT FOR THE YEAR 2021 OF THE The American Insurance Company

EXHIBIT OF PREMIUMS AND LOSSES (Statutory Page 14)

NAIC Group Code 0761

BUSINESS IN THE STATE OF Nevada

DURING THE YEAR 2021

NAIC Company Code 21857

Table with 12 columns: Line of Business, Direct Premiums Written, Direct Premiums Earned, Dividends Paid or Credited to Policyholders on Direct Business, Direct Unearned Premium Reserves, Direct Losses Paid (deducting salvage), Direct Losses Incurred, Direct Losses Unpaid, Direct Defense and Cost Containment Expense Paid, Direct Defense and Cost Containment Expense Incurred, Direct Defense and Cost Containment Expense Unpaid, Commissions and Brokerage Expenses, Taxes, Licenses and Fees. Rows include Fire, Multiple peril crop, Federal flood, Private crop, Private flood, Farmowners multiple peril, Homeowners multiple peril, Commercial multiple peril (non-liability portion), Commercial multiple peril (liability portion), Mortgage guaranty, Ocean marine, Inland marine, Financial guaranty, Medical professional liability, Earthquake, Group accident and health (b), Credit accident and health (group and individual), Collectively renewable accident and health (b), Non-cancelable accident and health(b), Guaranteed renewable accident and health(b), Non-renewable for stated reasons only (b), Other accident only, Medicare Title XVIII exempt from state taxes or fees, All other accident and health (b), Federal employees health benefits plan premium (b), Workers' compensation, Other Liability - occurrence, Other Liability - claims made, Excess workers' compensation, Products liability, Private passenger auto no-fault (personal injury protection), Other private passenger auto liability, Commercial auto no-fault (personal injury protection), Other commercial auto liability, Private passenger auto physical damage, Commercial auto physical damage, Aircraft (all perils), Fidelity, Surety, Burglary and theft, Boiler and machinery, Credit, International, Warranty, Aggregate write-ins for other lines of business, TOTALS (a), DETAILS OF WRITE-INS, 3401, 3402, 3403, 3498, 3499.

(a) Finance and service charges not included in Lines 1 to 35 \$ 0

(b) For health business on indicated lines report: Number of persons insured under PPO managed care products 0 and number of persons insured under indemnity only products 0

19 NV



ANNUAL STATEMENT FOR THE YEAR 2021 OF THE The American Insurance Company

EXHIBIT OF PREMIUMS AND LOSSES (Statutory Page 14)

NAIC Group Code 0761

BUSINESS IN THE STATE OF New Hampshire

DURING THE YEAR 2021

NAIC Company Code 21857

Table with 12 columns: Line of Business, Direct Premiums Written, Direct Premiums Earned, Dividends Paid or Credited to Policyholders on Direct Business, Direct Unearned Premium Reserves, Direct Losses Paid (deducting salvage), Direct Losses Incurred, Direct Losses Unpaid, Direct Defense and Cost Containment Expense Paid, Direct Defense and Cost Containment Expense Incurred, Direct Defense and Cost Containment Expense Unpaid, Commissions and Brokerage Expenses, Taxes, Licenses and Fees. Rows include various insurance categories like Fire, Multiple peril crop, Commercial multiple peril, etc., ending with a TOTALS row.

(a) Finance and service charges not included in Lines 1 to 35 \$ 0

(b) For health business on indicated lines report: Number of persons insured under PPO managed care products 0 and number of persons insured under indemnity only products 0

19 NH



ANNUAL STATEMENT FOR THE YEAR 2021 OF THE The American Insurance Company

EXHIBIT OF PREMIUMS AND LOSSES (Statutory Page 14)

NAIC Group Code 0761

BUSINESS IN THE STATE OF New Jersey

DURING THE YEAR 2021

NAIC Company Code 21857

Table with 12 columns: Line of Business, Direct Premiums Written, Direct Premiums Earned, Dividends Paid or Credited to Policyholders on Direct Business, Direct Unearned Premium Reserves, Direct Losses Paid (deducting salvage), Direct Losses Incurred, Direct Losses Unpaid, Direct Defense and Cost Containment Expense Paid, Direct Defense and Cost Containment Expense Incurred, Direct Defense and Cost Containment Expense Unpaid, Commissions and Brokerage Expenses, Taxes, Licenses and Fees. Rows include Fire, Multiple peril crop, Federal flood, Private crop, Private flood, Farmowners multiple peril, Homeowners multiple peril, Commercial multiple peril (non-liability portion), Commercial multiple peril (liability portion), Mortgage guaranty, Ocean marine, Inland marine, Financial guaranty, Medical professional liability, Earthquake, Group accident and health (b), Credit accident and health (group and individual), Collectively renewable accident and health (b), Non-cancelable accident and health(b), Guaranteed renewable accident and health(b), Non-renewable for stated reasons only (b), Other accident only, Medicare Title XVIII exempt from state taxes or fees, All other accident and health (b), Federal employees health benefits plan premium (b), Workers' compensation, Other Liability - occurrence, Other Liability - claims made, Excess workers' compensation, Products liability, Private passenger auto no-fault (personal injury protection), Other private passenger auto liability, Commercial auto no-fault (personal injury protection), Other commercial auto liability, Private passenger auto physical damage, Commercial auto physical damage, Aircraft (all perils), Fidelity, Surety, Burglary and theft, Boiler and machinery, Credit, International, Warranty, Aggregate write-ins for other lines of business, TOTALS (a), DETAILS OF WRITE-INS (3401-3403, 3498, 3499).

(a) Finance and service charges not included in Lines 1 to 35 \$ 30

(b) For health business on indicated lines report: Number of persons insured under PPO managed care products 0 and number of persons insured under indemnity only products 0

19 NJ



ANNUAL STATEMENT FOR THE YEAR 2021 OF THE The American Insurance Company

EXHIBIT OF PREMIUMS AND LOSSES (Statutory Page 14)

NAIC Group Code 0761

BUSINESS IN THE STATE OF New Mexico

DURING THE YEAR 2021

NAIC Company Code 21857

Line of Business	Gross Premiums, Including Policy and Membership Fees, Less Return Premiums and Premiums on Policies not Taken		3 Dividends Paid or Credited to Policyholders on Direct Business	4 Direct Unearned Premium Reserves	5 Direct Losses Paid (deducting salvage)	6 Direct Losses Incurred	7 Direct Losses Unpaid	8 Direct Defense and Cost Containment Expense Paid	9 Direct Defense and Cost Containment Expense Incurred	10 Direct Defense and Cost Containment Expense Unpaid	11 Commissions and Brokerage Expenses	12 Taxes, Licenses and Fees
	1 Direct Premiums Written	2 Direct Premiums Earned										
1. Fire	0	0	0	0	0	0	0	0	0	0	0	0
2.1 Allied lines	0	0	0	0	0	0	0	0	0	0	0	0
2.2 Multiple peril crop	0	0	0	0	0	0	0	0	0	0	0	0
2.3 Federal flood	0	0	0	0	0	0	0	0	0	0	0	0
2.4 Private crop	0	0	0	0	0	0	0	0	0	0	0	0
2.5 Private flood	0	0	0	0	0	0	0	0	0	0	0	0
3. Farmowners multiple peril	(10,306)	55,795	0	(6,925)	213,551	(1,154,574)	4,362	19,722	14,255	0	(1,566)	(220)
4. Homeowners multiple peril	0	0	0	0	0	0	0	0	0	0	0	0
5.1 Commercial multiple peril (non-liability portion)	(406)	4,888	0	(698)	32,500	8,768	4,288	1,028	1,028	0	(110)	(9)
5.2 Commercial multiple peril (liability portion)	(270)	9,222	0	(545)	104,299	92,304	590,261	51,802	50,411	140,337	(73)	337
6. Mortgage guaranty	0	0	0	0	0	0	0	0	0	0	0	0
8. Ocean marine	0	0	0	0	0	0	0	0	0	0	0	0
9. Inland marine	0	0	0	0	0	439	1,052	0	0	0	0	0
10. Financial guaranty	0	0	0	0	0	0	0	0	0	0	0	0
11. Medical professional liability	0	0	0	0	0	0	0	0	0	0	0	0
12. Earthquake	0	0	0	0	0	0	0	0	0	0	0	0
13. Group accident and health (b)	0	0	0	0	0	0	0	0	0	0	0	0
14. Credit accident and health (group and individual)	0	0	0	0	0	0	0	0	0	0	0	0
15.1 Collectively renewable accident and health (b)	0	0	0	0	0	0	0	0	0	0	0	0
15.2 Non-cancelable accident and health(b)	0	0	0	0	0	0	0	0	0	0	0	0
15.3 Guaranteed renewable accident and health(b)	0	0	0	0	0	0	0	0	0	0	0	0
15.4 Non-renewable for stated reasons only (b)	0	0	0	0	0	0	0	0	0	0	0	0
15.5 Other accident only	0	0	0	0	0	0	0	0	0	0	0	0
15.6 Medicare Title XVIII exempt from state taxes or fees	0	0	0	0	0	0	0	0	0	0	0	0
15.7 All other accident and health (b)	0	0	0	0	0	0	0	0	0	0	0	0
15.8 Federal employees health benefits plan premium (b)	0	0	0	0	0	0	0	0	0	0	0	0
16. Workers' compensation	0	0	0	0	26,426	134,915	792,351	2,202	4,333	0	0	0
17.1 Other Liability - occurrence	0	0	0	0	1,762,500	1,949,156	813,787	0	(1,710)	13,646	0	0
17.2 Other Liability - claims made	0	0	0	0	0	0	0	0	0	0	0	0
17.3 Excess workers' compensation	0	0	0	0	0	0	0	0	0	0	0	0
18. Products liability	0	0	0	0	0	(62,654)	27,832	0	(20,760)	9,277	0	0
19.1 Private passenger auto no-fault (personal injury protection)	0	0	0	0	0	0	0	0	0	0	0	0
19.2 Other private passenger auto liability	0	0	0	0	0	0	0	0	0	0	0	0
19.3 Commercial auto no-fault (personal injury protection)	0	0	0	0	0	0	0	0	0	0	0	0
19.4 Other commercial auto liability	0	0	0	0	550,000	190,224	20,803	110	(1,575)	3	0	0
21.1 Private passenger auto physical damage	0	0	0	0	0	0	0	0	0	0	0	0
21.2 Commercial auto physical damage	0	0	0	0	1	(10,505)	4,136	0	(1)	0	0	0
22. Aircraft (all perils)	0	0	0	0	0	0	0	0	0	0	0	0
23. Fidelity	0	0	0	0	0	0	0	0	0	0	0	0
24. Surety	0	0	0	0	0	3,937	0	0	834	0	0	0
26. Burglary and theft	0	0	0	0	0	0	0	0	0	0	0	0
27. Boiler and machinery	0	0	0	0	0	0	0	0	0	0	0	0
28. Credit	0	0	0	0	0	0	0	0	0	0	0	0
29. International	0	0	0	0	0	0	0	0	0	0	0	0
30. Warranty	0	0	0	0	0	0	0	0	0	0	0	0
34. Aggregate write-ins for other lines of business	0	0	0	0	0	0	0	0	0	0	0	0
35. TOTALS (a)	(10,982)	69,905	0	(8,168)	2,689,277	1,152,010	2,258,872	74,864	46,815	163,263	(1,749)	108
DETAILS OF WRITE-INS												
3401.												
3402.												
3403.												
3498. Summary of remaining write-ins for Line 34 from overflow page	0	0	0	0	0	0	0	0	0	0	0	0
3499. Totals (Lines 3401 thru 3403 plus 3498)(Line 34 above)	0	0	0	0	0	0	0	0	0	0	0	0

(a) Finance and service charges not included in Lines 1 to 35 \$ 0

(b) For health business on indicated lines report: Number of persons insured under PPO managed care products 0 and number of persons insured under indemnity only products 0

19 NM



ANNUAL STATEMENT FOR THE YEAR 2021 OF THE The American Insurance Company

EXHIBIT OF PREMIUMS AND LOSSES (Statutory Page 14)

NAIC Group Code 0761

BUSINESS IN THE STATE OF New York

DURING THE YEAR 2021

NAIC Company Code 21857

Table with 12 columns: Line of Business, Direct Premiums Written, Direct Premiums Earned, Dividends Paid or Credited to Policyholders on Direct Business, Direct Unearned Premium Reserves, Direct Losses Paid (deducting salvage), Direct Losses Incurred, Direct Losses Unpaid, Direct Defense and Cost Containment Expense Paid, Direct Defense and Cost Containment Expense Incurred, Direct Defense and Cost Containment Expense Unpaid, Commissions and Brokerage Expenses, Taxes, Licenses and Fees. Rows include Fire, Multiple peril crop, Federal flood, Private crop, Private flood, Farmowners multiple peril, Homeowners multiple peril, Commercial multiple peril (non-liability portion), Commercial multiple peril (liability portion), Mortgage guaranty, Ocean marine, Inland marine, Financial guaranty, Medical professional liability, Earthquake, Group accident and health (b), Credit accident and health (group and individual), Collectively renewable accident and health (b), Non-cancelable accident and health(b), Guaranteed renewable accident and health(b), Non-renewable for stated reasons only (b), Other accident only, Medicare Title XVIII exempt from state taxes or fees, All other accident and health (b), Federal employees health benefits plan premium (b), Workers' compensation, Other Liability - occurrence, Other Liability - claims made, Excess workers' compensation, Products liability, Private passenger auto no-fault (personal injury protection), Other private passenger auto liability, Commercial auto no-fault (personal injury protection), Other commercial auto liability, Private passenger auto physical damage, Commercial auto physical damage, Aircraft (all perils), Fidelity, Surety, Burglary and theft, Boiler and machinery, Credit, International, Warranty, Aggregate write-ins for other lines of business, TOTALS (a), DETAILS OF WRITE-INS (3401-3403, 3498, 3499).

19.NY

(a) Finance and service charges not included in Lines 1 to 35 \$ 0
(b) For health business on indicated lines report: Number of persons insured under PPO managed care products 0 and number of persons insured under indemnity only products 0



ANNUAL STATEMENT FOR THE YEAR 2021 OF THE The American Insurance Company

EXHIBIT OF PREMIUMS AND LOSSES (Statutory Page 14)

NAIC Group Code 0761

BUSINESS IN THE STATE OF North Carolina

DURING THE YEAR 2021

NAIC Company Code 21857

Table with 12 columns: Line of Business, Direct Premiums Written, Direct Premiums Earned, Dividends Paid or Credited to Policyholders on Direct Business, Direct Unearned Premium Reserves, Direct Losses Paid (deducting salvage), Direct Losses Incurred, Direct Losses Unpaid, Direct Defense and Cost Containment Expense Paid, Direct Defense and Cost Containment Expense Incurred, Direct Defense and Cost Containment Expense Unpaid, Commissions and Brokerage Expenses, Taxes, Licenses and Fees. Rows include Fire, Multiple peril crop, Federal flood, Private crop, Private flood, Farmowners multiple peril, Homeowners multiple peril, Commercial multiple peril (non-liability portion), Commercial multiple peril (liability portion), Mortgage guaranty, Ocean marine, Inland marine, Financial guaranty, Medical professional liability, Earthquake, Group accident and health (b), Credit accident and health (group and individual), Collectively renewable accident and health (b), Non-cancelable accident and health(b), Guaranteed renewable accident and health(b), Non-renewable for stated reasons only (b), Other accident only, Medicare Title XVIII exempt from state taxes or fees, All other accident and health (b), Federal employees health benefits plan premium (b), Workers' compensation, Other Liability - occurrence, Other Liability - claims made, Excess workers' compensation, Products liability, Private passenger auto no-fault (personal injury protection), Other private passenger auto liability, Commercial auto no-fault (personal injury protection), Other commercial auto liability, Private passenger auto physical damage, Commercial auto physical damage, Aircraft (all perils), Fidelity, Surety, Burglary and theft, Boiler and machinery, Credit, International, Warranty, Aggregate write-ins for other lines of business, TOTALS (a), DETAILS OF WRITE-INS, 3401, 3402, 3403, 3498, 3499.

(a) Finance and service charges not included in Lines 1 to 35 \$ 0

(b) For health business on indicated lines report: Number of persons insured under PPO managed care products 0 and number of persons insured under indemnity only products 0

19 NC



ANNUAL STATEMENT FOR THE YEAR 2021 OF THE The American Insurance Company

EXHIBIT OF PREMIUMS AND LOSSES (Statutory Page 14)

NAIC Group Code 0761

BUSINESS IN THE STATE OF North Dakota

DURING THE YEAR 2021

NAIC Company Code 21857

Table with 12 columns: Line of Business, Direct Premiums Written, Direct Premiums Earned, Dividends Paid or Credited to Policyholders on Direct Business, Direct Unearned Premium Reserves, Direct Losses Paid (deducting salvage), Direct Losses Incurred, Direct Losses Unpaid, Direct Defense and Cost Containment Expense Paid, Direct Defense and Cost Containment Expense Incurred, Direct Defense and Cost Containment Expense Unpaid, Commissions and Brokerage Expenses, Taxes, Licenses and Fees. Rows include Fire, Multiple peril crop, Federal flood, Private crop, Private flood, Farmowners multiple peril, Homeowners multiple peril, Commercial multiple peril (non-liability and liability portions), Mortgage guaranty, Ocean marine, Inland marine, Financial guaranty, Medical professional liability, Earthquake, Group accident and health (b), Credit accident and health (group and individual), Collectively renewable accident and health (b), Non-cancelable accident and health(b), Guaranteed renewable accident and health(b), Non-renewable for stated reasons only (b), Other accident only, Medicare Title XVIII exempt from state taxes or fees, All other accident and health (b), Federal employees health benefits plan premium (b), Workers' compensation, Other Liability - occurrence, Other Liability - claims made, Excess workers' compensation, Products liability, Private passenger auto no-fault (personal injury protection), Other private passenger auto liability, Commercial auto no-fault (personal injury protection), Other commercial auto liability, Private passenger auto physical damage, Commercial auto physical damage, Aircraft (all perils), Fidelity, Surety, Burglary and theft, Boiler and machinery, Credit, International, Warranty, Aggregate write-ins for other lines of business, TOTALS (a), DETAILS OF WRITE-INS, 3401-3403, 3498, 3499.

(a) Finance and service charges not included in Lines 1 to 35 \$ 0

(b) For health business on indicated lines report: Number of persons insured under PPO managed care products 0 and number of persons insured under indemnity only products 0

19ND



ANNUAL STATEMENT FOR THE YEAR 2021 OF THE The American Insurance Company

EXHIBIT OF PREMIUMS AND LOSSES (Statutory Page 14)

NAIC Group Code 0761

BUSINESS IN THE STATE OF Ohio

DURING THE YEAR 2021

NAIC Company Code 21857

Table with 12 columns: Line of Business, Direct Premiums Written, Direct Premiums Earned, Dividends Paid or Credited to Policyholders on Direct Business, Direct Unearned Premium Reserves, Direct Losses Paid (deducting salvage), Direct Losses Incurred, Direct Losses Unpaid, Direct Defense and Cost Containment Expense Paid, Direct Defense and Cost Containment Expense Incurred, Direct Defense and Cost Containment Expense Unpaid, Commissions and Brokerage Expenses, Taxes, Licenses and Fees. Rows include Fire, Multiple peril crop, Federal flood, Private crop, Private flood, Farmowners multiple peril, Homeowners multiple peril, Commercial multiple peril (non-liability portion), Commercial multiple peril (liability portion), Mortgage guaranty, Ocean marine, Inland marine, Financial guaranty, Medical professional liability, Earthquake, Group accident and health (b), Credit accident and health (group and individual), Collectively renewable accident and health (b), Non-cancelable accident and health(b), Guaranteed renewable accident and health(b), Non-renewable for stated reasons only (b), Other accident only, Medicare Title XVIII exempt from state taxes or fees, All other accident and health (b), Federal employees health benefits plan premium (b), Workers' compensation, Other Liability - occurrence, Other Liability - claims made, Excess workers' compensation, Products liability, Private passenger auto no-fault (personal injury protection), Other private passenger auto liability, Commercial auto no-fault (personal injury protection), Other commercial auto liability, Private passenger auto physical damage, Commercial auto physical damage, Aircraft (all perils), Fidelity, Surety, Burglary and theft, Boiler and machinery, Credit, International, Warranty, Aggregate write-ins for other lines of business, TOTALS (a), DETAILS OF WRITE-INS, 3401, 3402, 3403, 3498, 3499.

(a) Finance and service charges not included in Lines 1 to 35 \$ 0

(b) For health business on indicated lines report: Number of persons insured under PPO managed care products 0 and number of persons insured under indemnity only products 0

19 OH



ANNUAL STATEMENT FOR THE YEAR 2021 OF THE The American Insurance Company

EXHIBIT OF PREMIUMS AND LOSSES (Statutory Page 14)

NAIC Group Code 0761

BUSINESS IN THE STATE OF Oklahoma

DURING THE YEAR 2021

NAIC Company Code 21857

Table with 12 columns: Line of Business, Gross Premiums, Dividends Paid, Direct Unearned Premium Reserves, Direct Losses Paid, Direct Losses Incurred, Direct Losses Unpaid, Direct Defense and Cost Containment Expense Paid, Direct Defense and Cost Containment Expense Incurred, Direct Defense and Cost Containment Expense Unpaid, Commissions and Brokerage Expenses, Taxes, Licenses and Fees. Rows include Fire, Multiple peril crop, Federal flood, Private crop, Private flood, Farmowners multiple peril, Homeowners multiple peril, Commercial multiple peril, Mortgage guaranty, Ocean marine, Inland marine, Financial guaranty, Medical professional liability, Earthquake, Group accident and health, Credit accident and health, Collectively renewable accident and health, Non-cancelable accident and health, Guaranteed renewable accident and health, Non-renewable for stated reasons only, Other accident only, Medicare Title XVIII exempt from state taxes or fees, All other accident and health, Federal employees health benefits plan premium, Workers' compensation, Other Liability - occurrence, Other Liability - claims made, Excess workers' compensation, Products liability, Private passenger auto no-fault, Other private passenger auto liability, Commercial auto no-fault, Other commercial auto liability, Private passenger auto physical damage, Commercial auto physical damage, Aircraft, Fidelity, Surety, Burglary and theft, Boiler and machinery, Credit, International, Warranty, Aggregate write-ins for other lines of business, TOTALS (a), DETAILS OF WRITE-INS, 3401-3403, 3498, 3499.

19 OK

(a) Finance and service charges not included in Lines 1 to 35 \$ 0
(b) For health business on indicated lines report: Number of persons insured under PPO managed care products 0 and number of persons insured under indemnity only products 0



ANNUAL STATEMENT FOR THE YEAR 2021 OF THE The American Insurance Company

EXHIBIT OF PREMIUMS AND LOSSES (Statutory Page 14)

NAIC Group Code 0761

BUSINESS IN THE STATE OF Oregon

DURING THE YEAR 2021

NAIC Company Code 21857

Table with 12 columns: Line of Business, Gross Premiums (Direct Written, Direct Earned), Dividends Paid, Direct Unearned Premium Reserves, Direct Losses Paid, Direct Losses Incurred, Direct Losses Unpaid, Direct Defense and Cost Containment Expense Paid, Direct Defense and Cost Containment Expense Incurred, Direct Defense and Cost Containment Expense Unpaid, Commissions and Brokerage Expenses, Taxes, Licenses and Fees. Rows include Fire, Multiple peril crop, Federal flood, Private crop, Private flood, Farmowners multiple peril, Homeowners multiple peril, Commercial multiple peril (non-liability and liability portions), Mortgage guaranty, Ocean marine, Inland marine, Financial guaranty, Medical professional liability, Earthquake, Group accident and health, Credit accident and health, Collectively renewable accident and health, Non-cancelable accident and health, Guaranteed renewable accident and health, Non-renewable for stated reasons only, Other accident only, Medicare Title XVIII exempt from state taxes or fees, All other accident and health, Federal employees health benefits plan premium, Workers' compensation, Other Liability - occurrence and claims made, Excess workers' compensation, Products liability, Private passenger auto no-fault (personal injury protection), Other private passenger auto liability, Commercial auto no-fault (personal injury protection), Other commercial auto liability, Private passenger auto physical damage, Commercial auto physical damage, Aircraft (all perils), Fidelity, Surety, Burglary and theft, Boiler and machinery, Credit, International, Warranty, Aggregate write-ins for other lines of business, and TOTALS (a). Includes a section for DETAILS OF WRITE-INS (3401-3499).

(a) Finance and service charges not included in Lines 1 to 35 \$ 0

(b) For health business on indicated lines report: Number of persons insured under PPO managed care products 0 and number of persons insured under indemnity only products 0

19 OR



ANNUAL STATEMENT FOR THE YEAR 2021 OF THE The American Insurance Company

EXHIBIT OF PREMIUMS AND LOSSES (Statutory Page 14)

NAIC Group Code 0761

BUSINESS IN THE STATE OF Pennsylvania

DURING THE YEAR 2021

NAIC Company Code 21857

Table with 12 columns: Line of Business, Direct Premiums Written, Direct Premiums Earned, Dividends Paid or Credited to Policyholders on Direct Business, Direct Unearned Premium Reserves, Direct Losses Paid (deducting salvage), Direct Losses Incurred, Direct Losses Unpaid, Direct Defense and Cost Containment Expense Paid, Direct Defense and Cost Containment Expense Incurred, Direct Defense and Cost Containment Expense Unpaid, Commissions and Brokerage Expenses, Taxes, Licenses and Fees. Rows include Fire, Multiple peril crop, Federal flood, Private crop, Private flood, Farmowners multiple peril, Homeowners multiple peril, Commercial multiple peril (non-liability and liability portions), Mortgage guaranty, Ocean marine, Inland marine, Financial guaranty, Medical professional liability, Earthquake, Group accident and health, Credit accident and health, Collectively renewable accident and health, Non-cancelable accident and health, Guaranteed renewable accident and health, Non-renewable for stated reasons only, Other accident only, Medicare Title XVIII exempt from state taxes or fees, All other accident and health, Federal employees health benefits plan premium, Workers' compensation, Other Liability - occurrence and claims made, Excess workers' compensation, Products liability, Private passenger auto no-fault (personal injury protection), Other private passenger auto liability, Commercial auto no-fault (personal injury protection), Other commercial auto liability, Private passenger auto physical damage, Commercial auto physical damage, Aircraft (all perils), Fidelity, Surety, Burglary and theft, Boiler and machinery, Credit, International, Warranty, Aggregate write-ins for other lines of business, and TOTALS (a).

(a) Finance and service charges not included in Lines 1 to 35 \$ 0

(b) For health business on indicated lines report: Number of persons insured under PPO managed care products 0 and number of persons insured under indemnity only products 0

19 PA



ANNUAL STATEMENT FOR THE YEAR 2021 OF THE The American Insurance Company

EXHIBIT OF PREMIUMS AND LOSSES (Statutory Page 14)

NAIC Group Code 0761

BUSINESS IN THE STATE OF Rhode Island

DURING THE YEAR 2021

NAIC Company Code 21857

Table with 12 columns: Line of Business, Direct Premiums Written, Direct Premiums Earned, Dividends Paid or Credited to Policyholders on Direct Business, Direct Unearned Premium Reserves, Direct Losses Paid (deducting salvage), Direct Losses Incurred, Direct Losses Unpaid, Direct Defense and Cost Containment Expense Paid, Direct Defense and Cost Containment Expense Incurred, Direct Defense and Cost Containment Expense Unpaid, Commissions and Brokerage Expenses, Taxes, Licenses and Fees. Rows include Fire, Multiple peril crop, Federal flood, Private crop, Private flood, Farmowners multiple peril, Homeowners multiple peril, Commercial multiple peril (non-liability and liability portions), Mortgage guaranty, Ocean and inland marine, Financial guaranty, Medical professional liability, Earthquake, Group accident and health, Credit accident and health, Collectively renewable accident and health, Non-cancelable accident and health, Guaranteed renewable accident and health, Non-renewable for stated reasons only, Other accident only, Medicare Title XVIII exempt from state taxes or fees, All other accident and health, Federal employees health benefits plan premium, Workers' compensation, Other Liability - occurrence and claims made, Excess workers' compensation, Products liability, Private passenger auto no-fault (personal injury protection), Other private passenger auto liability, Commercial auto no-fault (personal injury protection), Other commercial auto liability, Private passenger auto physical damage, Commercial auto physical damage, Aircraft (all perils), Fidelity, Surety, Burglary and theft, Boiler and machinery, Credit, International, Warranty, Aggregate write-ins for other lines of business, and TOTALS (a). Includes a section for DETAILS OF WRITE-INS (3401-3499).

(a) Finance and service charges not included in Lines 1 to 35 \$ 0

(b) For health business on indicated lines report: Number of persons insured under PPO managed care products 0 and number of persons insured under indemnity only products 0

19.RI



ANNUAL STATEMENT FOR THE YEAR 2021 OF THE The American Insurance Company

EXHIBIT OF PREMIUMS AND LOSSES (Statutory Page 14)

NAIC Group Code 0761

BUSINESS IN THE STATE OF South Carolina

DURING THE YEAR 2021

NAIC Company Code 21857

Table with 12 columns: Line of Business, Direct Premiums Written, Direct Premiums Earned, Dividends Paid or Credited to Policyholders on Direct Business, Direct Unearned Premium Reserves, Direct Losses Paid (deducting salvage), Direct Losses Incurred, Direct Losses Unpaid, Direct Defense and Cost Containment Expense Paid, Direct Defense and Cost Containment Expense Incurred, Direct Defense and Cost Containment Expense Unpaid, Commissions and Brokerage Expenses, Taxes, Licenses and Fees. Rows include Fire, Multiple peril crop, Federal flood, Private crop, Private flood, Farmowners multiple peril, Homeowners multiple peril, Commercial multiple peril (non-liability portion), Commercial multiple peril (liability portion), Mortgage guaranty, Ocean marine, Inland marine, Financial guaranty, Medical professional liability, Earthquake, Group accident and health (b), Credit accident and health (group and individual), Collectively renewable accident and health (b), Non-cancelable accident and health(b), Guaranteed renewable accident and health(b), Non-renewable for stated reasons only (b), Other accident only, Medicare Title XVIII exempt from state taxes or fees, All other accident and health (b), Federal employees health benefits plan premium (b), Workers' compensation, Other Liability - occurrence, Other Liability - claims made, Excess workers' compensation, Products liability, Private passenger auto no-fault (personal injury protection), Other private passenger auto liability, Commercial auto no-fault (personal injury protection), Other commercial auto liability, Private passenger auto physical damage, Commercial auto physical damage, Aircraft (all perils), Fidelity, Surety, Burglary and theft, Boiler and machinery, Credit, International, Warranty, Aggregate write-ins for other lines of business, TOTALS (a), DETAILS OF WRITE-INS, 3401, 3402, 3403, 3498, 3499.

(a) Finance and service charges not included in Lines 1 to 35 \$ 0

(b) For health business on indicated lines report: Number of persons insured under PPO managed care products 0 and number of persons insured under indemnity only products 0

19 SC



ANNUAL STATEMENT FOR THE YEAR 2021 OF THE The American Insurance Company

EXHIBIT OF PREMIUMS AND LOSSES (Statutory Page 14)

NAIC Group Code 0761

BUSINESS IN THE STATE OF South Dakota

DURING THE YEAR 2021

NAIC Company Code 21857

Table with 12 columns: Line of Business, Direct Premiums Written, Direct Premiums Earned, Dividends Paid or Credited to Policyholders on Direct Business, Direct Unearned Premium Reserves, Direct Losses Paid (deducting salvage), Direct Losses Incurred, Direct Losses Unpaid, Direct Defense and Cost Containment Expense Paid, Direct Defense and Cost Containment Expense Incurred, Direct Defense and Cost Containment Expense Unpaid, Commissions and Brokerage Expenses, Taxes, Licenses and Fees. Rows include Fire, Multiple peril crop, Federal flood, Private crop, Private flood, Farmowners multiple peril, Homeowners multiple peril, Commercial multiple peril (non-liability portion), Commercial multiple peril (liability portion), Mortgage guaranty, Ocean marine, Inland marine, Financial guaranty, Medical professional liability, Earthquake, Group accident and health (b), Credit accident and health (group and individual), Collectively renewable accident and health (b), Non-cancelable accident and health(b), Guaranteed renewable accident and health(b), Non-renewable for stated reasons only (b), Other accident only, Medicare Title XVIII exempt from state taxes or fees, All other accident and health (b), Federal employees health benefits plan premium (b), Workers' compensation, Other Liability - occurrence, Other Liability - claims made, Excess workers' compensation, Products liability, Private passenger auto no-fault (personal injury protection), Other private passenger auto liability, Commercial auto no-fault (personal injury protection), Other commercial auto liability, Private passenger auto physical damage, Commercial auto physical damage, Aircraft (all perils), Fidelity, Surety, Burglary and theft, Boiler and machinery, Credit, International, Warranty, Aggregate write-ins for other lines of business, TOTALS (a), DETAILS OF WRITE-INS, 3401, 3402, 3403, 3498, 3499.

(a) Finance and service charges not included in Lines 1 to 35 \$ 0
(b) For health business on indicated lines report: Number of persons insured under PPO managed care products 0 and number of persons insured under indemnity only products 0

19 SD



ANNUAL STATEMENT FOR THE YEAR 2021 OF THE The American Insurance Company

EXHIBIT OF PREMIUMS AND LOSSES (Statutory Page 14)

NAIC Group Code 0761

BUSINESS IN THE STATE OF Tennessee

DURING THE YEAR 2021

NAIC Company Code 21857

Table with 12 columns: Line of Business, Direct Premiums Written, Direct Premiums Earned, Dividends Paid or Credited to Policyholders on Direct Business, Direct Unearned Premium Reserves, Direct Losses Paid (deducting salvage), Direct Losses Incurred, Direct Losses Unpaid, Direct Defense and Cost Containment Expense Paid, Direct Defense and Cost Containment Expense Incurred, Direct Defense and Cost Containment Expense Unpaid, Commissions and Brokerage Expenses, Taxes, Licenses and Fees. Rows include various insurance categories like Fire, Multiple peril, Federal flood, etc., ending with a TOTALS row.

(a) Finance and service charges not included in Lines 1 to 35 \$ 0
(b) For health business on indicated lines report: Number of persons insured under PPO managed care products 0 and number of persons insured under indemnity only products 0

19.TN



ANNUAL STATEMENT FOR THE YEAR 2021 OF THE The American Insurance Company

EXHIBIT OF PREMIUMS AND LOSSES (Statutory Page 14)

NAIC Group Code 0761

BUSINESS IN THE STATE OF Texas

DURING THE YEAR 2021

NAIC Company Code 21857

Table with 12 columns: Line of Business, Direct Premiums Written, Direct Premiums Earned, Dividends Paid or Credited to Policyholders on Direct Business, Direct Unearned Premium Reserves, Direct Losses Paid (deducting salvage), Direct Losses Incurred, Direct Losses Unpaid, Direct Defense and Cost Containment Expense Paid, Direct Defense and Cost Containment Expense Incurred, Direct Defense and Cost Containment Expense Unpaid, Commissions and Brokerage Expenses, Taxes, Licenses and Fees. Rows include various insurance categories like Fire, Multiple peril crop, Commercial multiple peril, etc., ending with a TOTALS row.

(a) Finance and service charges not included in Lines 1 to 35 \$ 0
(b) For health business on indicated lines report: Number of persons insured under PPO managed care products 0 and number of persons insured under indemnity only products 0

19.TX



ANNUAL STATEMENT FOR THE YEAR 2021 OF THE The American Insurance Company

EXHIBIT OF PREMIUMS AND LOSSES (Statutory Page 14)

NAIC Group Code 0761

BUSINESS IN THE STATE OF Utah

DURING THE YEAR 2021

NAIC Company Code 21857

Line of Business	Gross Premiums, Including Policy and Membership Fees, Less Return Premiums and Premiums on Policies not Taken		3 Dividends Paid or Credited to Policyholders on Direct Business	4 Direct Unearned Premium Reserves	5 Direct Losses Paid (deducting salvage)	6 Direct Losses Incurred	7 Direct Losses Unpaid	8 Direct Defense and Cost Containment Expense Paid	9 Direct Defense and Cost Containment Expense Incurred	10 Direct Defense and Cost Containment Expense Unpaid	11 Commissions and Brokerage Expenses	12 Taxes, Licenses and Fees
	1 Direct Premiums Written	2 Direct Premiums Earned										
1. Fire	0	0	0	0	0	0	0	0	0	0	0	0
2.1 Allied lines	0	0	0	0	0	0	0	0	0	0	0	0
2.2 Multiple peril crop	0	0	0	0	0	0	0	0	0	0	0	0
2.3 Federal flood	0	0	0	0	0	0	0	0	0	0	0	0
2.4 Private crop	0	0	0	0	0	0	0	0	0	0	0	0
2.5 Private flood	0	0	0	0	0	0	0	0	0	0	0	0
3. Farmowners multiple peril	(1,448)	3,942	0	490	0	(6,133)	0	0	0	0	(217)	(24)
4. Homeowners multiple peril	0	0	0	0	0	0	0	0	0	0	0	0
5.1 Commercial multiple peril (non-liability portion)	0	393	0	(220)	0	(17,203)	3,775	100	(600)	0	0	0
5.2 Commercial multiple peril (liability portion)	(341)	253	0	(101)	47,658	(87,147)	258,277	2,470	(53,913)	53,859	(51)	(6)
6. Mortgage guaranty	0	0	0	0	0	0	0	0	0	0	0	0
8. Ocean marine	0	0	0	0	0	0	0	0	0	0	0	0
9. Inland marine	0	0	0	0	0	1,348	2,252	0	0	0	0	0
10. Financial guaranty	0	0	0	0	0	0	0	0	0	0	0	0
11. Medical professional liability	0	0	0	0	0	0	0	0	0	0	0	0
12. Earthquake	0	0	0	0	0	0	0	0	0	0	0	0
13. Group accident and health (b)	0	0	0	0	0	0	0	0	0	0	0	0
14. Credit accident and health (group and individual)	0	0	0	0	0	0	0	0	0	0	0	0
15.1 Collectively renewable accident and health (b)	0	0	0	0	0	0	0	0	0	0	0	0
15.2 Non-cancelable accident and health(b)	0	0	0	0	0	0	0	0	0	0	0	0
15.3 Guaranteed renewable accident and health(b)	0	0	0	0	0	0	0	0	0	0	0	0
15.4 Non-renewable for stated reasons only (b)	0	0	0	0	0	0	0	0	0	0	0	0
15.5 Other accident only	0	0	0	0	0	0	0	0	0	0	0	0
15.6 Medicare Title XVIII exempt from state taxes or fees	0	0	0	0	0	0	0	0	0	0	0	0
15.7 All other accident and health (b)	0	0	0	0	0	0	0	0	0	0	0	0
15.8 Federal employees health benefits plan premium (b)	0	0	0	0	0	0	0	0	0	0	0	0
16. Workers' compensation	0	0	0	0	21,132	65,471	257,679	775	9,685	0	0	0
17.1 Other Liability - occurrence	0	1	0	0	167,698	(25,015)	183,731	65	(40)	34,057	(74)	0
17.2 Other Liability - claims made	0	0	0	0	0	0	0	0	0	0	0	0
17.3 Excess workers' compensation	0	0	0	0	0	0	0	0	0	0	0	0
18. Products liability	0	0	0	0	0	(236)	42,885	0	(122)	14,050	0	0
19.1 Private passenger auto no-fault (personal injury protection)	0	0	0	0	0	0	0	0	0	0	0	0
19.2 Other private passenger auto liability	0	0	0	0	0	0	0	0	0	0	0	0
19.3 Commercial auto no-fault (personal injury protection)	0	0	0	0	0	0	0	0	0	0	0	0
19.4 Other commercial auto liability	0	0	0	0	0	(16,798)	2,910	8	(3,013)	(3,021)	0	0
21.1 Private passenger auto physical damage	0	0	0	0	0	0	0	0	0	0	0	0
21.2 Commercial auto physical damage	0	0	0	0	0	(1,188)	0	0	0	0	0	0
22. Aircraft (all perils)	0	0	0	0	0	0	0	0	0	0	0	0
23. Fidelity	0	0	0	0	0	0	0	0	0	0	0	0
24. Surety	0	0	0	0	0	0	0	0	0	0	0	0
26. Burglary and theft	0	0	0	0	0	0	0	0	0	0	0	0
27. Boiler and machinery	0	0	0	0	0	0	0	0	0	0	0	0
28. Credit	0	0	0	0	0	0	0	0	0	0	0	0
29. International	0	0	0	0	0	0	0	0	0	0	0	0
30. Warranty	0	0	0	0	0	0	0	0	0	0	0	0
34. Aggregate write-ins for other lines of business	0	0	0	0	0	0	0	0	0	0	0	0
35. TOTALS (a)	(1,789)	4,589	0	169	236,468	(86,901)	751,509	3,418	(48,003)	98,945	(342)	(30)
DETAILS OF WRITE-INS												
3401.												
3402.												
3403.												
3498. Summary of remaining write-ins for Line 34 from overflow page	0	0	0	0	0	0	0	0	0	0	0	0
3499. Totals (Lines 3401 thru 3403 plus 3498)(Line 34 above)	0	0	0	0	0	0	0	0	0	0	0	0

(a) Finance and service charges not included in Lines 1 to 35 \$ 0

(b) For health business on indicated lines report: Number of persons insured under PPO managed care products 0 and number of persons insured under indemnity only products 0

19 UT



ANNUAL STATEMENT FOR THE YEAR 2021 OF THE The American Insurance Company

EXHIBIT OF PREMIUMS AND LOSSES (Statutory Page 14)

NAIC Group Code 0761

BUSINESS IN THE STATE OF Vermont

DURING THE YEAR 2021

NAIC Company Code 21857

Table with 12 columns: Line of Business, Direct Premiums Written, Direct Premiums Earned, Dividends Paid or Credited to Policyholders on Direct Business, Direct Unearned Premium Reserves, Direct Losses Paid (deducting salvage), Direct Losses Incurred, Direct Losses Unpaid, Direct Defense and Cost Containment Expense Paid, Direct Defense and Cost Containment Expense Incurred, Direct Defense and Cost Containment Expense Unpaid, Commissions and Brokerage Expenses, Taxes, Licenses and Fees. Rows include Fire, Multiple peril crop, Federal flood, Private crop, Private flood, Farmowners multiple peril, Homeowners multiple peril, Commercial multiple peril (non-liability and liability portions), Mortgage guaranty, Ocean marine, Inland marine, Financial guaranty, Medical professional liability, Earthquake, Group accident and health (b), Credit accident and health (group and individual), Collectively renewable accident and health (b), Non-cancelable accident and health(b), Guaranteed renewable accident and health(b), Non-renewable for stated reasons only (b), Other accident only, Medicare Title XVIII exempt from state taxes or fees, All other accident and health (b), Federal employees health benefits plan premium (b), Workers' compensation, Other Liability - occurrence, Other Liability - claims made, Excess workers' compensation, Products liability, Private passenger auto no-fault (personal injury protection), Other private passenger auto liability, Commercial auto no-fault (personal injury protection), Other commercial auto liability, Private passenger auto physical damage, Commercial auto physical damage, Aircraft (all perils), Fidelity, Surety, Burglary and theft, Boiler and machinery, Credit, International, Warranty, Aggregate write-ins for other lines of business, TOTALS (a), DETAILS OF WRITE-INS, 3401-3403, 3498, 3499.

(a) Finance and service charges not included in Lines 1 to 35 \$ 0

(b) For health business on indicated lines report: Number of persons insured under PPO managed care products 0 and number of persons insured under indemnity only products 0

19 VT



ANNUAL STATEMENT FOR THE YEAR 2021 OF THE The American Insurance Company

EXHIBIT OF PREMIUMS AND LOSSES (Statutory Page 14)

NAIC Group Code 0761

BUSINESS IN THE STATE OF Virginia

DURING THE YEAR 2021

NAIC Company Code 21857

Table with 12 columns: Line of Business, Direct Premiums Written, Direct Premiums Earned, Dividends Paid or Credited to Policyholders on Direct Business, Direct Unearned Premium Reserves, Direct Losses Paid (deducting salvage), Direct Losses Incurred, Direct Losses Unpaid, Direct Defense and Cost Containment Expense Paid, Direct Defense and Cost Containment Expense Incurred, Direct Defense and Cost Containment Expense Unpaid, Commissions and Brokerage Expenses, Taxes, Licenses and Fees. Rows include Fire, Multiple peril crop, Federal flood, Private crop, Private flood, Farmowners multiple peril, Homeowners multiple peril, Commercial multiple peril (non-liability portion), Commercial multiple peril (liability portion), Mortgage guaranty, Ocean marine, Inland marine, Financial guaranty, Medical professional liability, Earthquake, Group accident and health (b), Credit accident and health (group and individual), Collectively renewable accident and health (b), Non-cancelable accident and health(b), Guaranteed renewable accident and health(b), Non-renewable for stated reasons only (b), Other accident only, Medicare Title XVIII exempt from state taxes or fees, All other accident and health (b), Federal employees health benefits plan premium (b), Workers' compensation, Other Liability - occurrence, Other Liability - claims made, Excess workers' compensation, Products liability, Private passenger auto no-fault (personal injury protection), Other private passenger auto liability, Commercial auto no-fault (personal injury protection), Other commercial auto liability, Private passenger auto physical damage, Commercial auto physical damage, Aircraft (all perils), Fidelity, Surety, Burglary and theft, Boiler and machinery, Credit, International, Warranty, Aggregate write-ins for other lines of business, TOTALS (a), DETAILS OF WRITE-INS, 3401, 3402, 3403, 3498, 3499.

(a) Finance and service charges not included in Lines 1 to 35 \$ 0

(b) For health business on indicated lines report: Number of persons insured under PPO managed care products 0 and number of persons insured under indemnity only products 0

19 VA



ANNUAL STATEMENT FOR THE YEAR 2021 OF THE The American Insurance Company

EXHIBIT OF PREMIUMS AND LOSSES (Statutory Page 14)

NAIC Group Code 0761

BUSINESS IN THE STATE OF Washington

DURING THE YEAR 2021

NAIC Company Code 21857

Table with 12 columns: Line of Business, Direct Premiums Written, Direct Premiums Earned, Dividends Paid or Credited to Policyholders on Direct Business, Direct Unearned Premium Reserves, Direct Losses Paid (deducting salvage), Direct Losses Incurred, Direct Losses Unpaid, Direct Defense and Cost Containment Expense Paid, Direct Defense and Cost Containment Expense Incurred, Direct Defense and Cost Containment Expense Unpaid, Commissions and Brokerage Expenses, Taxes, Licenses and Fees. Rows include Fire, Multiple peril crop, Federal flood, Private crop, Private flood, Farmowners multiple peril, Homeowners multiple peril, Commercial multiple peril (non-liability portion), Commercial multiple peril (liability portion), Mortgage guaranty, Ocean marine, Inland marine, Financial guaranty, Medical professional liability, Earthquake, Group accident and health (b), Credit accident and health (group and individual), Collectively renewable accident and health (b), Non-cancelable accident and health(b), Guaranteed renewable accident and health(b), Non-renewable for stated reasons only (b), Other accident only, Medicare Title XVIII exempt from state taxes or fees, All other accident and health (b), Federal employees health benefits plan premium (b), Workers' compensation, Other Liability - occurrence, Other Liability - claims made, Excess workers' compensation, Products liability, Private passenger auto no-fault (personal injury protection), Other private passenger auto liability, Commercial auto no-fault (personal injury protection), Other commercial auto liability, Private passenger auto physical damage, Commercial auto physical damage, Aircraft (all perils), Fidelity, Surety, Burglary and theft, Boiler and machinery, Credit, International, Warranty, Aggregate write-ins for other lines of business, TOTALS (a), DETAILS OF WRITE-INS, 3401, 3402, 3403, 3498, 3499.

(a) Finance and service charges not included in Lines 1 to 35 \$ 0

(b) For health business on indicated lines report: Number of persons insured under PPO managed care products 0 and number of persons insured under indemnity only products 0

19/WA



ANNUAL STATEMENT FOR THE YEAR 2021 OF THE The American Insurance Company

EXHIBIT OF PREMIUMS AND LOSSES (Statutory Page 14)

NAIC Group Code 0761

BUSINESS IN THE STATE OF West Virginia

DURING THE YEAR 2021

NAIC Company Code 21857

Table with 12 columns: Line of Business, Direct Premiums Written, Direct Premiums Earned, Dividends Paid or Credited to Policyholders on Direct Business, Direct Unearned Premium Reserves, Direct Losses Paid (deducting salvage), Direct Losses Incurred, Direct Losses Unpaid, Direct Defense and Cost Containment Expense Paid, Direct Defense and Cost Containment Expense Incurred, Direct Defense and Cost Containment Expense Unpaid, Commissions and Brokerage Expenses, Taxes, Licenses and Fees. Rows include Fire, Multiple peril crop, Federal flood, Private crop, Private flood, Farmowners multiple peril, Homeowners multiple peril, Commercial multiple peril (non-liability portion), Commercial multiple peril (liability portion), Mortgage guaranty, Ocean marine, Inland marine, Financial guaranty, Medical professional liability, Earthquake, Group accident and health (b), Credit accident and health (group and individual), Collectively renewable accident and health (b), Non-cancelable accident and health(b), Guaranteed renewable accident and health(b), Non-renewable for stated reasons only (b), Other accident only, Medicare Title XVIII exempt from state taxes or fees, All other accident and health (b), Federal employees health benefits plan premium (b), Workers' compensation, Other Liability - occurrence, Other Liability - claims made, Excess workers' compensation, Products liability, Private passenger auto no-fault (personal injury protection), Other private passenger auto liability, Commercial auto no-fault (personal injury protection), Other commercial auto liability, Private passenger auto physical damage, Commercial auto physical damage, Aircraft (all perils), Fidelity, Surety, Burglary and theft, Boiler and machinery, Credit, International, Warranty, Aggregate write-ins for other lines of business, TOTALS (a), DETAILS OF WRITE-INS, 3401, 3402, 3403, 3498, 3499.

(a) Finance and service charges not included in Lines 1 to 35 \$ 0

(b) For health business on indicated lines report: Number of persons insured under PPO managed care products 0 and number of persons insured under indemnity only products 0

191WV



ANNUAL STATEMENT FOR THE YEAR 2021 OF THE The American Insurance Company

EXHIBIT OF PREMIUMS AND LOSSES (Statutory Page 14)

NAIC Group Code 0761

BUSINESS IN THE STATE OF Wisconsin

DURING THE YEAR 2021

NAIC Company Code 21857

Table with 12 columns: Line of Business, Direct Premiums Written, Direct Premiums Earned, Dividends Paid or Credited to Policyholders on Direct Business, Direct Unearned Premium Reserves, Direct Losses Paid (deducting salvage), Direct Losses Incurred, Direct Losses Unpaid, Direct Defense and Cost Containment Expense Paid, Direct Defense and Cost Containment Expense Incurred, Direct Defense and Cost Containment Expense Unpaid, Commissions and Brokerage Expenses, Taxes, Licenses and Fees. Rows include Fire, Multiple peril crop, Federal flood, Private crop, Private flood, Farmowners multiple peril, Homeowners multiple peril, Commercial multiple peril (non-liability portion), Commercial multiple peril (liability portion), Mortgage guaranty, Ocean marine, Inland marine, Financial guaranty, Medical professional liability, Earthquake, Group accident and health (b), Credit accident and health (group and individual), Collectively renewable accident and health (b), Non-cancelable accident and health(b), Guaranteed renewable accident and health(b), Non-renewable for stated reasons only (b), Other accident only, Medicare Title XVIII exempt from state taxes or fees, All other accident and health (b), Federal employees health benefits plan premium (b), Workers' compensation, Other Liability - occurrence, Other Liability - claims made, Excess workers' compensation, Products liability, Private passenger auto no-fault (personal injury protection), Other private passenger auto liability, Commercial auto no-fault (personal injury protection), Other commercial auto liability, Private passenger auto physical damage, Commercial auto physical damage, Aircraft (all perils), Fidelity, Surety, Burglary and theft, Boiler and machinery, Credit, International, Warranty, Aggregate write-ins for other lines of business, TOTALS (a), DETAILS OF WRITE-INS, 3401, 3402, 3403, 3498, 3499.

(a) Finance and service charges not included in Lines 1 to 35 \$ 0

(b) For health business on indicated lines report: Number of persons insured under PPO managed care products 0 and number of persons insured under indemnity only products 0

19.W1



ANNUAL STATEMENT FOR THE YEAR 2021 OF THE The American Insurance Company

EXHIBIT OF PREMIUMS AND LOSSES (Statutory Page 14)

NAIC Group Code 0761

BUSINESS IN THE STATE OF Wyoming

DURING THE YEAR 2021

NAIC Company Code 21857

Table with 12 columns: Line of Business, Direct Premiums Written, Direct Premiums Earned, Dividends Paid or Credited to Policyholders on Direct Business, Direct Unearned Premium Reserves, Direct Losses Paid (deducting salvage), Direct Losses Incurred, Direct Losses Unpaid, Direct Defense and Cost Containment Expense Paid, Direct Defense and Cost Containment Expense Incurred, Direct Defense and Cost Containment Expense Unpaid, Commissions and Brokerage Expenses, Taxes, Licenses and Fees. Rows include Fire, Multiple peril crop, Federal flood, Private crop, Private flood, Farmowners multiple peril, Homeowners multiple peril, Commercial multiple peril (non-liability and liability portions), Mortgage guaranty, Ocean marine, Inland marine, Financial guaranty, Medical professional liability, Earthquake, Group accident and health (b), Credit accident and health (group and individual), Collectively renewable accident and health (b), Non-cancelable accident and health(b), Guaranteed renewable accident and health(b), Non-renewable for stated reasons only (b), Other accident only, Medicare Title XVIII exempt from state taxes or fees, All other accident and health (b), Federal employees health benefits plan premium (b), Workers' compensation, Other Liability - occurrence, Other Liability - claims made, Excess workers' compensation, Products liability, Private passenger auto no-fault (personal injury protection), Other private passenger auto liability, Commercial auto no-fault (personal injury protection), Other commercial auto liability, Private passenger auto physical damage, Commercial auto physical damage, Aircraft (all perils), Fidelity, Surety, Burglary and theft, Boiler and machinery, Credit, International, Warranty, Aggregate write-ins for other lines of business, TOTALS (a), DETAILS OF WRITE-INS (3401-3403, 3498, 3499).

191WV

(a) Finance and service charges not included in Lines 1 to 35 \$ 0
(b) For health business on indicated lines report: Number of persons insured under PPO managed care products 0 and number of persons insured under indemnity only products 0



ANNUAL STATEMENT FOR THE YEAR 2021 OF THE The American Insurance Company

EXHIBIT OF PREMIUMS AND LOSSES (Statutory Page 14)

NAIC Group Code 0761

BUSINESS IN THE STATE OF American Samoa

DURING THE YEAR 2021

NAIC Company Code 21857

Table with 12 columns: Line of Business, Direct Premiums Written, Direct Premiums Earned, Dividends Paid or Credited to Policyholders on Direct Business, Direct Unearned Premium Reserves, Direct Losses Paid (deducting salvage), Direct Losses Incurred, Direct Losses Unpaid, Direct Defense and Cost Containment Expense Paid, Direct Defense and Cost Containment Expense Incurred, Direct Defense and Cost Containment Expense Unpaid, Commissions and Brokerage Expenses, Taxes, Licenses and Fees. Rows include various insurance categories like Fire, Multiple peril, Flood, etc., and a TOTALS row.

(a) Finance and service charges not included in Lines 1 to 35 \$ 0
(b) For health business on indicated lines report: Number of persons insured under PPO managed care products 0 and number of persons insured under indemnity only products 0

19.AS



ANNUAL STATEMENT FOR THE YEAR 2021 OF THE The American Insurance Company

EXHIBIT OF PREMIUMS AND LOSSES (Statutory Page 14)

NAIC Group Code 0761

BUSINESS IN THE STATE OF Guam

DURING THE YEAR 2021

NAIC Company Code 21857

Table with 12 columns: Line of Business, Direct Premiums Written, Direct Premiums Earned, Dividends Paid or Credited to Policyholders on Direct Business, Direct Unearned Premium Reserves, Direct Losses Paid (deducting salvage), Direct Losses Incurred, Direct Losses Unpaid, Direct Defense and Cost Containment Expense Paid, Direct Defense and Cost Containment Expense Incurred, Direct Defense and Cost Containment Expense Unpaid, Commissions and Brokerage Expenses, Taxes, Licenses and Fees. Rows include various insurance categories like Fire, Multiple peril, Flood, etc., and a TOTALS row.

(a) Finance and service charges not included in Lines 1 to 35 \$ 0
(b) For health business on indicated lines report: Number of persons insured under PPO managed care products 0 and number of persons insured under indemnity only products 0

19 GU



ANNUAL STATEMENT FOR THE YEAR 2021 OF THE The American Insurance Company

EXHIBIT OF PREMIUMS AND LOSSES (Statutory Page 14)

NAIC Group Code 0761

BUSINESS IN THE STATE OF Puerto Rico

DURING THE YEAR 2021

NAIC Company Code 21857

Table with 12 columns: Line of Business, Direct Premiums Written, Direct Premiums Earned, Dividends Paid or Credited to Policyholders on Direct Business, Direct Unearned Premium Reserves, Direct Losses Paid (deducting salvage), Direct Losses Incurred, Direct Losses Unpaid, Direct Defense and Cost Containment Expense Paid, Direct Defense and Cost Containment Expense Incurred, Direct Defense and Cost Containment Expense Unpaid, Commissions and Brokerage Expenses, Taxes, Licenses and Fees. Rows include various insurance categories like Fire, Multiple peril, Commercial multiple peril, etc., ending with a TOTALS row.

(a) Finance and service charges not included in Lines 1 to 35 \$ 0
(b) For health business on indicated lines report: Number of persons insured under PPO managed care products 0 and number of persons insured under indemnity only products 0

19,PR



ANNUAL STATEMENT FOR THE YEAR 2021 OF THE The American Insurance Company

EXHIBIT OF PREMIUMS AND LOSSES (Statutory Page 14)

NAIC Group Code 0761

BUSINESS IN THE STATE OF U.S. Virgin Islands

DURING THE YEAR 2021

NAIC Company Code 21857

Line of Business	Gross Premiums, Including Policy and Membership Fees, Less Return Premiums and Premiums on Policies not Taken		3 Dividends Paid or Credited to Policyholders on Direct Business	4 Direct Unearned Premium Reserves	5 Direct Losses Paid (deducting salvage)	6 Direct Losses Incurred	7 Direct Losses Unpaid	8 Direct Defense and Cost Containment Expense Paid	9 Direct Defense and Cost Containment Expense Incurred	10 Direct Defense and Cost Containment Expense Unpaid	11 Commissions and Brokerage Expenses	12 Taxes, Licenses and Fees
	1 Direct Premiums Written	2 Direct Premiums Earned										
1. Fire	0	0	0	0	0	0	0	0	0	0	0	0
2.1 Allied lines	0	0	0	0	0	0	0	0	0	0	0	0
2.2 Multiple peril crop	0	0	0	0	0	0	0	0	0	0	0	0
2.3 Federal flood	0	0	0	0	0	0	0	0	0	0	0	0
2.4 Private crop	0	0	0	0	0	0	0	0	0	0	0	0
2.5 Private flood	0	0	0	0	0	0	0	0	0	0	0	0
3. Farmowners multiple peril	0	0	0	0	0	0	0	0	0	0	0	0
4. Homeowners multiple peril	0	0	0	0	0	0	0	0	0	0	0	0
5.1 Commercial multiple peril (non-liability portion)	0	0	0	0	0	0	0	0	0	0	0	0
5.2 Commercial multiple peril (liability portion)	0	0	0	0	0	0	0	0	0	0	0	0
6. Mortgage guaranty	0	0	0	0	0	0	0	0	0	0	0	0
8. Ocean marine	0	0	0	0	0	0	0	0	0	0	0	0
9. Inland marine	0	0	0	0	0	0	0	0	0	0	0	0
10. Financial guaranty	0	0	0	0	0	0	0	0	0	0	0	0
11. Medical professional liability	0	0	0	0	0	0	0	0	0	0	0	0
12. Earthquake	0	0	0	0	0	0	0	0	0	0	0	0
13. Group accident and health (b)	0	0	0	0	0	0	0	0	0	0	0	0
14. Credit accident and health (group and individual)	0	0	0	0	0	0	0	0	0	0	0	0
15.1 Collectively renewable accident and health (b)	0	0	0	0	0	0	0	0	0	0	0	0
15.2 Non-cancelable accident and health(b)	0	0	0	0	0	0	0	0	0	0	0	0
15.3 Guaranteed renewable accident and health(b)	0	0	0	0	0	0	0	0	0	0	0	0
15.4 Non-renewable for stated reasons only (b)	0	0	0	0	0	0	0	0	0	0	0	0
15.5 Other accident only	0	0	0	0	0	0	0	0	0	0	0	0
15.6 Medicare Title XVIII exempt from state taxes or fees	0	0	0	0	0	0	0	0	0	0	0	0
15.7 All other accident and health (b)	0	0	0	0	0	0	0	0	0	0	0	0
15.8 Federal employees health benefits plan premium (b)	0	0	0	0	0	0	0	0	0	0	0	0
16. Workers' compensation	0	0	0	0	0	0	0	0	0	0	0	0
17.1 Other Liability - occurrence	0	0	0	0	0	0	0	0	0	0	0	0
17.2 Other Liability - claims made	0	0	0	0	0	0	0	0	0	0	0	0
17.3 Excess workers' compensation	0	0	0	0	0	0	0	0	0	0	0	0
18. Products liability	0	0	0	0	0	0	0	0	0	0	0	0
19.1 Private passenger auto no-fault (personal injury protection)	0	0	0	0	0	0	0	0	0	0	0	0
19.2 Other private passenger auto liability	0	0	0	0	0	0	0	0	0	0	0	0
19.3 Commercial auto no-fault (personal injury protection)	0	0	0	0	0	0	0	0	0	0	0	0
19.4 Other commercial auto liability	0	0	0	0	0	0	0	0	0	0	0	0
21.1 Private passenger auto physical damage	0	0	0	0	0	0	0	0	0	0	0	0
21.2 Commercial auto physical damage	0	0	0	0	0	0	0	0	0	0	0	0
22. Aircraft (all perils)	0	0	0	0	0	0	0	0	0	0	0	0
23. Fidelity	0	0	0	0	0	0	0	0	0	0	0	0
24. Surety	0	0	0	0	0	0	0	0	0	0	0	0
26. Burglary and theft	0	0	0	0	0	0	0	0	0	0	0	0
27. Boiler and machinery	0	0	0	0	0	0	0	0	0	0	0	0
28. Credit	0	0	0	0	0	0	0	0	0	0	0	0
29. International	0	0	0	0	0	0	0	0	0	0	0	0
30. Warranty	0	0	0	0	0	0	0	0	0	0	0	0
34. Aggregate write-ins for other lines of business	0	0	0	0	0	0	0	0	0	0	0	0
35. TOTALS (a)	0	0	0	0	0	0	0	0	0	0	0	0
DETAILS OF WRITE-INS												
3401.												
3402.												
3403.												
3498. Summary of remaining write-ins for Line 34 from overflow page	0	0	0	0	0	0	0	0	0	0	0	0
3499. Totals (Lines 3401 thru 3403 plus 3498)(Line 34 above)	0	0	0	0	0	0	0	0	0	0	0	0

(a) Finance and service charges not included in Lines 1 to 35 \$ 0

(b) For health business on indicated lines report: Number of persons insured under PPO managed care products 0 and number of persons insured under indemnity only products 0

19.VI



ANNUAL STATEMENT FOR THE YEAR 2021 OF THE The American Insurance Company

EXHIBIT OF PREMIUMS AND LOSSES (Statutory Page 14)

NAIC Group Code 0761

BUSINESS IN THE STATE OF Northern Mariana Islands

DURING THE YEAR 2021

NAIC Company Code 21857

Table with 12 columns: Line of Business, Direct Premiums Written, Direct Premiums Earned, Dividends Paid or Credited to Policyholders on Direct Business, Direct Unearned Premium Reserves, Direct Losses Paid (deducting salvage), Direct Losses Incurred, Direct Losses Unpaid, Direct Defense and Cost Containment Expense Paid, Direct Defense and Cost Containment Expense Incurred, Direct Defense and Cost Containment Expense Unpaid, Commissions and Brokerage Expenses, Taxes, Licenses and Fees. Rows include various insurance categories like Fire, Multiple peril, Flood, etc., and a TOTALS row.

(a) Finance and service charges not included in Lines 1 to 35 \$ 0

(b) For health business on indicated lines report: Number of persons insured under PPO managed care products 0 and number of persons insured under indemnity only products 0

19 MP



ANNUAL STATEMENT FOR THE YEAR 2021 OF THE The American Insurance Company

EXHIBIT OF PREMIUMS AND LOSSES (Statutory Page 14)

NAIC Group Code 0761

BUSINESS IN THE STATE OF Canada

DURING THE YEAR 2021

NAIC Company Code 21857

Table with 12 columns: Line of Business, Direct Premiums Written, Direct Premiums Earned, Dividends Paid or Credited to Policyholders on Direct Business, Direct Unearned Premium Reserves, Direct Losses Paid (deducting salvage), Direct Losses Incurred, Direct Losses Unpaid, Direct Defense and Cost Containment Expense Paid, Direct Defense and Cost Containment Expense Incurred, Direct Defense and Cost Containment Expense Unpaid, Commissions and Brokerage Expenses, Taxes, Licenses and Fees. Rows include various insurance categories like Fire, Multiple peril, Federal flood, etc., ending with a TOTALS row and a DETAILS OF WRITE-INS section.

(a) Finance and service charges not included in Lines 1 to 35 \$ 0
(b) For health business on indicated lines report: Number of persons insured under PPO managed care products 0 and number of persons insured under indemnity only products 0

19 CN



ANNUAL STATEMENT FOR THE YEAR 2021 OF THE The American Insurance Company

EXHIBIT OF PREMIUMS AND LOSSES (Statutory Page 14)

NAIC Group Code 0761

BUSINESS IN THE STATE OF Other Aliens

DURING THE YEAR 2021

NAIC Company Code 21857

Table with 12 columns: Line of Business, Direct Premiums Written, Direct Premiums Earned, Dividends Paid or Credited to Policyholders on Direct Business, Direct Unearned Premium Reserves, Direct Losses Paid (deducting salvage), Direct Losses Incurred, Direct Losses Unpaid, Direct Defense and Cost Containment Expense Paid, Direct Defense and Cost Containment Expense Incurred, Direct Defense and Cost Containment Expense Unpaid, Commissions and Brokerage Expenses, Taxes, Licenses and Fees. Rows include various insurance categories like Fire, Multiple peril, Commercial multiple peril, etc., ending with a TOTALS row and a DETAILS OF WRITE-INS section.

19.0T

(a) Finance and service charges not included in Lines 1 to 35 \$ 0

(b) For health business on indicated lines report: Number of persons insured under PPO managed care products 0 and number of persons insured under indemnity only products 0



ANNUAL STATEMENT FOR THE YEAR 2021 OF THE The American Insurance Company

EXHIBIT OF PREMIUMS AND LOSSES (Statutory Page 14)

NAIC Group Code 0761

BUSINESS IN THE STATE OF Grand Total

DURING THE YEAR 2021

NAIC Company Code 21857

Table with 12 columns: Line of Business, Gross Premiums (Direct Written, Direct Earned), Dividends Paid, Direct Unearned Premium Reserves, Direct Losses Paid (deducting salvage), Direct Losses Incurred, Direct Losses Unpaid, Direct Defense and Cost Containment Expense Paid, Direct Defense and Cost Containment Expense Incurred, Direct Defense and Cost Containment Expense Unpaid, Commissions and Brokerage Expenses, Taxes, Licenses and Fees. Rows include Fire, Allied lines, Multiple peril crop, Federal flood, Private crop, Private flood, Farmowners multiple peril, Homeowners multiple peril, Commercial multiple peril (non-liability and liability portions), Mortgage guaranty, Ocean marine, Inland marine, Financial guaranty, Medical professional liability, Earthquake, Group accident and health, Credit accident and health, Collectively renewable accident and health, Non-cancelable accident and health, Guaranteed renewable accident and health, Non-renewable for stated reasons only, Other accident only, Medicare Title XVIII exempt from state taxes or fees, All other accident and health, Federal employees health benefits plan premium, Workers' compensation, Other Liability - occurrence and claims made, Excess workers' compensation, Products liability, Private passenger auto no-fault (personal injury protection), Other private passenger auto liability, Commercial auto no-fault (personal injury protection), Other commercial auto liability, Private passenger auto physical damage, Commercial auto physical damage, Aircraft (all perils), Fidelity, Surety, Burglary and theft, Boiler and machinery, Credit, International, Warranty, Aggregate write-ins for other lines of business, and TOTALS (a). Includes a section for DETAILS OF WRITE-INS (3401-3499).

(a) Finance and service charges not included in Lines 1 to 35 \$ 180

(b) For health business on indicated lines report: Number of persons insured under PPO managed care products 0 and number of persons insured under indemnity only products 0

19 GT

ANNUAL STATEMENT FOR THE YEAR 2021 OF THE The American Insurance Company

SCHEDULE F - PART 1

Assumed Reinsurance as of December 31, Current Year (\$000 Omitted)

1 ID Number	2 NAIC Com- pany Code	3 Name of Reinsured	4 Domiciliary Jurisdiction	5 Assumed Premium	Reinsurance On		8 Cols. 6 + 7	9 Contingent Commissions Payable	10 Assumed Premiums Receivable	11 Unearned Premium	12 Funds Held By or Deposited With Reinsured Companies	13 Letters of Credit Posted	14 Amount of Assets Pledged or Compensating Balances to Secure Letters of Credit	15 Amount of Assets Pledged or Collateral Held in Trust
					6 Paid Losses and Loss Adjustment Expenses	7 Known Case Losses and LAE								
0499999. Total - U.S. Non-Pool				0	0	0	0	0	0	0	0	0	0	0
0799999. Total - Other (Non-U.S.)				0	0	0	0	0	0	0	0	0	0	0
0899999. Total - Affiliates				0	0	0	0	0	0	0	0	0	0	0
13-3046577	39306	FIDELITY & DEPOSIT CO OF MD	IL	0	0	390	390	0	0	0	0	0	0	0
0999999. Total Other U.S. Unaffiliated Insurers				0	0	390	390	0	0	0	0	0	0	0
1299999. Total - Pools and Associations				0	0	0	0	0	0	0	0	0	0	0
9999999 Totals				0	0	390	390	0	0	0	0	0	0	0

SCHEDULE F - PART 2

Premium Portfolio Reinsurance Effected or (Canceled) during Current Year

1 ID Number	2 NAIC Com- pany Code	3 Name of Company	4 Date of Contract	5 Original Premium	6 Reinsurance Premium
NONE					

ANNUAL STATEMENT FOR THE YEAR 2021 OF THE The American Insurance Company

SCHEDULE F - PART 3

Ceded Reinsurance as of December 31, Current Year (\$000 Omitted)

1 ID Number	2 NAIC Com- pany Code	3 Name of Reinsurer	4 Domiciliary Jurisdiction	5 Special Code	6 Reinsurance Premiums Ceded	Reinsurance Recoverable On								16 Amount in Dispute included in Column 15	Reinsurance Payable		19 Net Amount Recoverable From Reinsurers Cols. 15 - [17 + 18]	20 Funds Held by Company Under Reinsurance Treaties		
						7 Paid Losses	8 Paid LAE	9 Known Case Loss Reserves	10 Known Case LAE Reserves	11 IBNR Loss Reserves	12 IBNR LAE Reserves	13 Unearned Premiums	14 Contingent Commis- sions		15 Columns 7 through 14 Totals	17 Ceded Balances Payable			18 Other Amounts Due to Reinsurers	
94-1610280	21873	FIREMAN'S FUND INSURANCE COMPANY	IL		5,788	49,472	0	545,736	10,736	152,364	46,956	270	0	805,533	0	864	0	804,670	0	
0199999. Total Authorized - Affiliates - U.S. Intercompany Pooling					5,788	49,472	0	545,736	10,736	152,364	46,956	270	0	805,533	0	864	0	804,670	0	
0499999. Total Authorized - Affiliates - U.S. Non-Pool					0	0	0	0	0	0	0	0	0	0	0	0	0	0	0	0
0799999. Total Authorized - Affiliates - Other (Non-U.S.)					0	0	0	0	0	0	0	0	0	0	0	0	0	0	0	0
0899999. Total Authorized - Affiliates					5,788	49,472	0	545,736	10,736	152,364	46,956	270	0	805,533	0	864	0	804,670	0	
1499999. Total Authorized Excluding Protected Cells (Sum of 0899999, 0999999, 1099999, 1199999 and 1299999)					5,788	49,472	0	545,736	10,736	152,364	46,956	270	0	805,533	0	864	0	804,670	0	
1899999. Total Unauthorized - Affiliates - U.S. Non-Pool					0	0	0	0	0	0	0	0	0	0	0	0	0	0	0	0
2199999. Total Unauthorized - Affiliates - Other (Non-U.S.)					0	0	0	0	0	0	0	0	0	0	0	0	0	0	0	0
2299999. Total Unauthorized - Affiliates					0	0	0	0	0	0	0	0	0	0	0	0	0	0	0	0
2899999. Total Unauthorized Excluding Protected Cells (Sum of 2299999, 2399999, 2499999, 2599999 and 2699999)					0	0	0	0	0	0	0	0	0	0	0	0	0	0	0	0
3299999. Total Certified - Affiliates - U.S. Non-Pool					0	0	0	0	0	0	0	0	0	0	0	0	0	0	0	0
3599999. Total Certified - Affiliates - Other (Non-U.S.)					0	0	0	0	0	0	0	0	0	0	0	0	0	0	0	0
3699999. Total Certified - Affiliates					0	0	0	0	0	0	0	0	0	0	0	0	0	0	0	0
4299999. Total Certified Excluding Protected Cells (Sum of 3699999, 3799999, 3899999, 3999999 and 4099999)					0	0	0	0	0	0	0	0	0	0	0	0	0	0	0	0
4699999. Total Reciprocal Jurisdiction - Affiliates - U.S. Non-Pool					0	0	0	0	0	0	0	0	0	0	0	0	0	0	0	0
4999999. Total Reciprocal Jurisdiction - Affiliates - Other (Non-U.S.)					0	0	0	0	0	0	0	0	0	0	0	0	0	0	0	0
5099999. Total Reciprocal Jurisdiction - Affiliates					0	0	0	0	0	0	0	0	0	0	0	0	0	0	0	0
5699999. Total Reciprocal Jurisdiction Excluding Protected Cells (Sum of 5099999, 5199999, 5299999, 5399999 and 5499999)					0	0	0	0	0	0	0	0	0	0	0	0	0	0	0	0
5799999. Total Authorized, Unauthorized, Reciprocal Jurisdiction and Certified Excluding Protected Cells (Sum of 1499999, 2899999, 4299999 and 5699999)					5,788	49,472	0	545,736	10,736	152,364	46,956	270	0	805,533	0	864	0	804,670	0	
5899999. Total Protected Cells (Sum of 1399999, 2799999, 4199999 and 5599999)					0	0	0	0	0	0	0	0	0	0	0	0	0	0	0	0
9999999 Totals					5,788	49,472	0	545,736	10,736	152,364	46,956	270	0	805,533	0	864	0	804,670	0	

ANNUAL STATEMENT FOR THE YEAR 2021 OF THE The American Insurance Company

SCHEDULE F - PART 3 (Continued)

Ceded Reinsurance as of December 31, Current Year (\$000 Omitted)
(Credit Risk)

ID Number From Col. 1	Name of Reinsurer From Col. 3	Collateral				25 Total Funds Held, Payables & Collateral	26 Net Recoverable Net of Funds Held & Collateral	27 Applicable Sch. F Penalty (Col. 78)	Ceded Reinsurance Credit Risk								
		21 Multiple Beneficiary Trusts	22 Letters of Credit	23 Issuing or Confirming Bank Reference Number	24 Single Beneficiary Trusts & Other Allowable Collateral				28 Total Amount Recoverable from Reinsurers Less Penalty (Cols. 15-27)	29 Stressed Recoverable (Col. 28 * 120%)	30 Reinsurance Payable & Funds Held (Cols. 17+18+20; but not in excess of Col. 29)	31 Stressed Net Recoverable (Cols. 29-30)	32 Total Collateral (Cols. 21+22 + 24, not in Excess of Col. 31)	33 Stressed Net Recoverable Net of Collateral Offsets (Cols. 31-32)	34 Reinsurer Designation Equivalent	35 Credit Risk on Collateralized Recoverables (Col. 32 * Factor Applicable to Reinsurer Designation Equivalent in Col. 34)	36 Credit Risk on Un-collateralized Recoverables (Col. 33 * Factor Applicable to Reinsurer Designation Equivalent in Col. 34)
94-1610280	FIREMAN'S FUND INSURANCE COMPANY	0	0		0	864	804,670	0	XXX	XXX	XXX	XXX	XXX	XXX	XXX	XXX	XXX
0199999	Total Authorized - Affiliates - U.S. Intercompany Pooling	0	0	XXX	0	864	804,670	0	XXX	XXX	XXX	XXX	XXX	XXX	XXX	XXX	XXX
0499999	Total Authorized - Affiliates - U.S. Non-Pool	0	0	XXX	0	0	0	0	XXX	XXX	XXX	XXX	XXX	XXX	XXX	XXX	XXX
0799999	Total Authorized - Affiliates - Other (Non-U.S.)	0	0	XXX	0	0	0	0	0	0	0	0	0	0	XXX	0	0
0899999	Total Authorized - Affiliates	0	0	XXX	0	864	804,670	0	0	0	0	0	0	0	XXX	0	0
1499999	Total Authorized Excluding Protected Cells (Sum of 0899999, 0999999, 1099999, 1199999 and 1299999)	0	0	XXX	0	864	804,670	0	0	0	0	0	0	0	XXX	0	0
1899999	Total Unauthorized - Affiliates - U.S. Non-Pool	0	0	XXX	0	0	0	0	XXX	XXX	XXX	XXX	XXX	XXX	XXX	XXX	XXX
2199999	Total Unauthorized - Affiliates - Other (Non-U.S.)	0	0	XXX	0	0	0	0	0	0	0	0	0	0	XXX	0	0
2299999	Total Unauthorized - Affiliates	0	0	XXX	0	0	0	0	0	0	0	0	0	0	XXX	0	0
2899999	Total Unauthorized Excluding Protected Cells (Sum of 2299999, 2399999, 2499999, 2599999 and 2699999)	0	0	XXX	0	0	0	0	0	0	0	0	0	0	XXX	0	0
3299999	Total Certified - Affiliates - U.S. Non-Pool	0	0	XXX	0	0	0	0	XXX	XXX	XXX	XXX	XXX	XXX	XXX	XXX	XXX
3599999	Total Certified - Affiliates - Other (Non-U.S.)	0	0	XXX	0	0	0	0	0	0	0	0	0	0	XXX	0	0
3699999	Total Certified - Affiliates	0	0	XXX	0	0	0	0	0	0	0	0	0	0	XXX	0	0
4299999	Total Certified Excluding Protected Cells (Sum of 3699999, 3799999, 3899999, 3999999 and 4099999)	0	0	XXX	0	0	0	0	0	0	0	0	0	0	XXX	0	0
4699999	Total Reciprocal Jurisdiction - Affiliates - U.S. Non-Pool	0	0	XXX	0	0	0	0	XXX	XXX	XXX	XXX	XXX	XXX	XXX	XXX	XXX
4999999	Total Reciprocal Jurisdiction - Affiliates - Other (Non-U.S.)	0	0	XXX	0	0	0	0	0	0	0	0	0	0	XXX	0	0
5099999	Total Reciprocal Jurisdiction - Affiliates	0	0	XXX	0	0	0	0	0	0	0	0	0	0	XXX	0	0
5699999	Total Reciprocal Jurisdiction Excluding Protected Cells (Sum of 5099999, 5199999, 5299999, 5399999 and 5499999)	0	0	XXX	0	0	0	0	0	0	0	0	0	0	XXX	0	0
5799999	Total Authorized, Unauthorized, Reciprocal Jurisdiction and Certified Excluding Protected Cells (Sum of 1499999, 2899999, 4299999 and 5699999)	0	0	XXX	0	864	804,670	0	0	0	0	0	0	0	XXX	0	0
5899999	Total Protected Cells (Sum of 1399999, 2799999, 4199999 and 5599999)	0	0	XXX	0	0	0	0	XXX	XXX	XXX	XXX	XXX	XXX	XXX	XXX	XXX
9999999	Totals	0	0	XXX	0	864	804,670	0	0	0	0	0	0	0	XXX	0	0

ANNUAL STATEMENT FOR THE YEAR 2021 OF THE The American Insurance Company

SCHEDULE F - PART 3 (Continued)

Ceded Reinsurance as of December 31, Current Year (\$000 Omitted)
(Aging of Ceded Reinsurance)

ID Number From Col. 1	Name of Reinsurer From Col. 3	Reinsurance Recoverable on Paid Losses and Paid Loss Adjustment Expenses						43 Total Due Cols. 37+42 (In total should equal Cols. 7+8)	44 Total Recoverable on Paid Losses & LAE Amounts in Dispute Included in Col. 43	45 Recoverable on Paid Losses & LAE Over 90 Days Past Due Amounts in Dispute Included in Cols. 40 & 41	46 Total Recoverable on Paid Losses & LAE Amounts Not in Dispute (Cols 43-44)	47 Recoverable on Paid Losses & LAE Over 90 Days Past Due Amounts Not in Dispute (Cols. 40 + 41 - 45)	48 Amounts Received Prior 90 Days	49 Percentage Overdue Col. 42/Col. 43	50 Percentage of Amounts More Than 90 Days Overdue Not in Dispute (Col. 47/(Cols. 46+48))	51 Percentage More Than 120 Days Overdue (Col. 41/ Col. 43)	52 Is the Amount in Col. 50 Less Than 20%? (Yes or No)	53 Amounts in Col. 47 for Reinsurers with Values Less Than 20% in Col. 50
		37 Current	Overdue				42 Total Overdue Cols. 38+39 +40+41											
			38 1 - 29 Days	39 30 - 90 Days	40 91 - 120 Days	41 Over 120 Days												
94-1610280	FIREMAN'S FUND INSURANCE COMPANY	49,472	0	0	0	0	49,472	0	0	49,472	0	0	0.0	0.0	0.0	0.0	XXX	0
0199999	Total Authorized - Affiliates - U.S. Intercompany Pooling	49,472	0	0	0	0	49,472	0	0	49,472	0	0	0.0	0.0	0.0	0.0	XXX	0
0499999	Total Authorized - Affiliates - U.S. Non-Pool	0	0	0	0	0	0	0	0	0	0	0	0.0	0.0	0.0	0.0	XXX	0
0799999	Total Authorized - Affiliates - Other (Non-U.S.)	0	0	0	0	0	0	0	0	0	0	0	0.0	0.0	0.0	0.0	XXX	0
0899999	Total Authorized - Affiliates	49,472	0	0	0	0	49,472	0	0	49,472	0	0	0.0	0.0	0.0	0.0	XXX	0
1499999	Total Authorized Excluding Protected Cells (Sum of 0899999, 0999999, 1099999, 1199999 and 1299999)	49,472	0	0	0	0	49,472	0	0	49,472	0	0	0.0	0.0	0.0	0.0	XXX	0
1899999	Total Unauthorized - Affiliates - U.S. Non-Pool	0	0	0	0	0	0	0	0	0	0	0	0.0	0.0	0.0	0.0	XXX	0
2199999	Total Unauthorized - Affiliates - Other (Non-U.S.)	0	0	0	0	0	0	0	0	0	0	0	0.0	0.0	0.0	0.0	XXX	0
2299999	Total Unauthorized - Affiliates	0	0	0	0	0	0	0	0	0	0	0	0.0	0.0	0.0	0.0	XXX	0
2899999	Total Unauthorized Excluding Protected Cells (Sum of 2299999, 2399999, 2499999, 2599999 and 2699999)	0	0	0	0	0	0	0	0	0	0	0	0.0	0.0	0.0	0.0	XXX	0
3299999	Total Certified - Affiliates - U.S. Non-Pool	0	0	0	0	0	0	0	0	0	0	0	0.0	0.0	0.0	0.0	XXX	0
3599999	Total Certified - Affiliates - Other (Non-U.S.)	0	0	0	0	0	0	0	0	0	0	0	0.0	0.0	0.0	0.0	XXX	0
3699999	Total Certified - Affiliates	0	0	0	0	0	0	0	0	0	0	0	0.0	0.0	0.0	0.0	XXX	0
4299999	Total Certified Excluding Protected Cells (Sum of 3699999, 3799999, 3899999, 3999999 and 4099999)	0	0	0	0	0	0	0	0	0	0	0	0.0	0.0	0.0	0.0	XXX	0
4699999	Total Reciprocal Jurisdiction - Affiliates - U.S. Non-Pool	0	0	0	0	0	0	0	0	0	0	0	0.0	0.0	0.0	0.0	XXX	0
4999999	Total Reciprocal Jurisdiction - Affiliates - Other (Non-U.S.)	0	0	0	0	0	0	0	0	0	0	0	0.0	0.0	0.0	0.0	XXX	0
5099999	Total Reciprocal Jurisdiction - Affiliates	0	0	0	0	0	0	0	0	0	0	0	0.0	0.0	0.0	0.0	XXX	0
5699999	Total Reciprocal Jurisdiction Excluding Protected Cells (Sum of 5099999, 5199999, 5299999, 5399999 and 5499999)	0	0	0	0	0	0	0	0	0	0	0	0.0	0.0	0.0	0.0	XXX	0
5799999	Total Authorized, Unauthorized, Reciprocal Jurisdiction and Certified Excluding Protected Cells (Sum of 1499999, 2899999, 4299999 and 5699999)	49,472	0	0	0	0	49,472	0	0	49,472	0	0	0.0	0.0	0.0	0.0	XXX	0
5899999	Total Protected Cells (Sum of 1399999, 2799999, 4199999 and 5599999)	0	0	0	0	0	0	0	0	0	0	0	0.0	0.0	0.0	0.0	XXX	0
9999999	Totals	49,472	0	0	0	0	49,472	0	0	49,472	0	0	0.0	0.0	0.0	0.0	XXX	0

ANNUAL STATEMENT FOR THE YEAR 2021 OF THE The American Insurance Company

SCHEDULE F - PART 3 (Continued)

Ceded Reinsurance as of December 31, Current Year (\$000 Omitted)
(Provision for Reinsurance for Certified Reinsurers)

ID Number From Col. 1	Name of Reinsurer From Col. 3	Provision for Certified Reinsurance													Complete if Col. 52 = "No"; Otherwise Enter 0			69 Provision for Overdue Reinsurance Ceded to Certified Reinsurers (Greater of [Col. 62 + Col. 65] or Col.68; not to Exceed Col. 63)
		54	55	56	57	58	59	60	61	62	63	64	65	66	67	68		
		Certified Reinsurer Rating (1 through 6)	Effective Date of Certified Reinsurer Rating	Percent Collateral Required for Full Credit (0% through 100%)	Catastrophe Recoverables Qualifying for Collateral Deferral	Net Recoverables Subject to Collateral Requirements for Full Credit (Col. 19 - Col. 57)	Dollar Amount of Collateral Required (Col. 56 * Col. 58)	Percent of Collateral Provided for Net Recoverables Subject to Collateral Requirements ([Col. 20 + Col. 21 + Col. 22 + Col. 24] / Col. 58)	Percent Credit Allowed on Net Recoverables Subject to Collateral Requirements (Col. 60 / Col. 56, not to exceed 100%)	20% of Recoverable on Paid Losses & LAE Over 90 Days Past Due Amounts in Dispute (Col. 45 * 20%)	Amount of Credit Allowed for Net Recoverables (Col. 57 + [Col. 58 * Col. 61])	Provision for Reinsurance with Certified Reinsurers Due to Collateral Deficiency (Col. 19 - Col. 63)	20% of Recoverable on Paid Losses & LAE Over 90 Days Past Due Amounts Not in Dispute (Col. 47 * 20%)	Total Collateral Provided (Col. 20 + Col. 21 + Col. 24, not to Exceed Col. 63)	Net Unsecured Recoverable for Which Credit is Allowed (Col. 63 - Col. 66)	20% of Amount in Col. 67		
94-1610280	FIREMAN'S FUND INSURANCE COMPANY	XXX	XXX	XXX	XXX	XXX	XXX	XXX	XXX	XXX	XXX	XXX	XXX	XXX	XXX	XXX	XXX	
0199999	Total Authorized - Affiliates - U.S. Intercompany Pooling			XXX	XXX	XXX	XXX	XXX	XXX	XXX	XXX	XXX	XXX	XXX	XXX	XXX	XXX	
0499999	Total Authorized - Affiliates - U.S. Non-Pool			XXX	XXX	XXX	XXX	XXX	XXX	XXX	XXX	XXX	XXX	XXX	XXX	XXX	XXX	
0799999	Total Authorized - Affiliates - Other (Non-U.S.)			XXX	XXX	XXX	XXX	XXX	XXX	XXX	XXX	XXX	XXX	XXX	XXX	XXX	XXX	
0899999	Total Authorized - Affiliates			XXX	XXX	XXX	XXX	XXX	XXX	XXX	XXX	XXX	XXX	XXX	XXX	XXX	XXX	
1499999	Total Authorized Excluding Protected Cells (Sum of 0899999, 0999999, 1099999, 1199999 and 1299999)			XXX	XXX	XXX	XXX	XXX	XXX	XXX	XXX	XXX	XXX	XXX	XXX	XXX	XXX	
1899999	Total Unauthorized - Affiliates - U.S. Non-Pool			XXX	XXX	XXX	XXX	XXX	XXX	XXX	XXX	XXX	XXX	XXX	XXX	XXX	XXX	
2199999	Total Unauthorized - Affiliates - Other (Non-U.S.)			XXX	XXX	XXX	XXX	XXX	XXX	XXX	XXX	XXX	XXX	XXX	XXX	XXX	XXX	
2299999	Total Unauthorized - Affiliates			XXX	XXX	XXX	XXX	XXX	XXX	XXX	XXX	XXX	XXX	XXX	XXX	XXX	XXX	
2899999	Total Unauthorized Excluding Protected Cells (Sum of 2299999, 2399999, 2499999, 2599999 and 2699999)			XXX	XXX	XXX	XXX	XXX	XXX	XXX	XXX	XXX	XXX	XXX	XXX	XXX	XXX	
3299999	Total Certified - Affiliates - U.S. Non-Pool			XXX	0	0	0	XXX	XXX	0	0	0	0	0	0	0	0	
3599999	Total Certified - Affiliates - Other (Non-U.S.)			XXX	0	0	0	XXX	XXX	0	0	0	0	0	0	0	0	
3699999	Total Certified - Affiliates			XXX	0	0	0	XXX	XXX	0	0	0	0	0	0	0	0	
4299999	Total Certified Excluding Protected Cells (Sum of 3699999, 3799999, 3899999, 3999999 and 4099999)			XXX	0	0	0	XXX	XXX	0	0	0	0	0	0	0	0	
4699999	Total Reciprocal Jurisdiction - Affiliates - U.S. Non-Pool			XXX	XXX	XXX	XXX	XXX	XXX	XXX	XXX	XXX	XXX	XXX	XXX	XXX	XXX	
4999999	Total Reciprocal Jurisdiction - Affiliates - Other (Non-U.S.)			XXX	XXX	XXX	XXX	XXX	XXX	XXX	XXX	XXX	XXX	XXX	XXX	XXX	XXX	
5099999	Total Reciprocal Jurisdiction - Affiliates			XXX	XXX	XXX	XXX	XXX	XXX	XXX	XXX	XXX	XXX	XXX	XXX	XXX	XXX	
5699999	Total Reciprocal Jurisdiction Excluding Protected Cells (Sum of 5099999, 5199999, 5299999, 5399999 and 5499999)			XXX	XXX	XXX	XXX	XXX	XXX	XXX	XXX	XXX	XXX	XXX	XXX	XXX	XXX	
5799999	Total Authorized, Unauthorized, Reciprocal Jurisdiction and Certified Excluding Protected Cells (Sum of 1499999, 2899999, 4299999 and 5699999)			XXX	0	0	0	XXX	XXX	0	0	0	0	0	0	0	0	
5899999	Total Protected Cells (Sum of 1399999, 2799999, 4199999 and 5599999)			XXX	0	0	0	XXX	XXX	0	0	0	0	0	0	0	0	
9999999	Totals			XXX	0	0	0	XXX	XXX	0	0	0	0	0	0	0	0	

ANNUAL STATEMENT FOR THE YEAR 2021 OF THE The American Insurance Company

SCHEDULE F - PART 3 (Continued)

Ceded Reinsurance as of December 31, Current Year (\$000 Omitted)
(Total Provision for Reinsurance)

ID Number From Col. 1	Name of Reinsurer From Col. 3	70 20% of Recoverable on Paid Losses & LAE Over 90 Days past Due Amounts Not in Dispute (Col. 47 * 20%)	71 Provision for Unauthorized Reinsurance		73 Provision for Overdue Authorized and Reciprocal Jurisdiction Reinsurance		75 Total Provision for Reinsurance			
			71 Provision for Reinsurance with Unauthorized Reinsurers Due to Collateral Deficiency (Col. 26)	72 Provision for Overdue Reinsurance from Unauthorized Reinsurers and Amounts in Dispute (Col. 70 + 20% of the Amount in Col. 16)	73 Complete if Col. 52 = "Yes"; Otherwise Enter 0 20% of Recoverable on Paid Losses & LAE Over 90 Days Past Due Amounts Not in Dispute + 20% of Amounts in Dispute ([Col. 47 * 20%] + [Col. 45 * 20%])	74 Complete if Col. 52 = "No"; Otherwise Enter 0 Greater of 20% of Net Recoverable Net of Funds Held & Collateral, or 20% of Recoverable on Paid Losses & LAE Over 90 Days Past Due (Greater of Col. 26 * 20% or Cols. [40 + 41] * 20%)	75 Provision for Amounts Ceded to Authorized and Reciprocal Jurisdiction Reinsurers (Cols. 73 + 74)	76 Provision for Amounts Ceded to Unauthorized Reinsurers (Cols. 71 + 72 Not in Excess of Col. 15)	77 Provision for Amounts Ceded to Certified Reinsurers (Cols. 64 + 69)	78 Total Provision for Reinsurance (Cols. 75 + 76 + 77)
94-1610280	FIREMAN'S FUND INSURANCE COMPANY	0	XXX	XXX	0	0	0	XXX	XXX	0
0199999	Total Authorized - Affiliates - U.S. Intercompany Pooling	0	XXX	XXX	0	0	0	XXX	XXX	0
0499999	Total Authorized - Affiliates - U.S. Non-Pool	0	XXX	XXX	0	0	0	XXX	XXX	0
0799999	Total Authorized - Affiliates - Other (Non-U.S.)	0	XXX	XXX	0	0	0	XXX	XXX	0
0899999	Total Authorized - Affiliates	0	XXX	XXX	0	0	0	XXX	XXX	0
1499999	Total Authorized Excluding Protected Cells (Sum of 0899999, 0999999, 1099999, 1199999 and 1299999)	0	XXX	XXX	0	0	0	XXX	XXX	0
1899999	Total Unauthorized - Affiliates - U.S. Non-Pool	0	0	0	XXX	XXX	XXX	0	XXX	0
2199999	Total Unauthorized - Affiliates - Other (Non-U.S.)	0	0	0	XXX	XXX	XXX	0	XXX	0
2299999	Total Unauthorized - Affiliates	0	0	0	XXX	XXX	XXX	0	XXX	0
2899999	Total Unauthorized Excluding Protected Cells (Sum of 2299999, 2399999, 2499999, 2599999 and 2699999)	0	0	0	XXX	XXX	XXX	0	XXX	0
3299999	Total Certified - Affiliates - U.S. Non-Pool	XXX	XXX	XXX	XXX	XXX	XXX	XXX	0	0
3599999	Total Certified - Affiliates - Other (Non-U.S.)	XXX	XXX	XXX	XXX	XXX	XXX	XXX	0	0
3699999	Total Certified - Affiliates	XXX	XXX	XXX	XXX	XXX	XXX	XXX	0	0
4299999	Total Certified Excluding Protected Cells (Sum of 3699999, 3799999, 3899999, 3999999 and 4099999)	XXX	XXX	XXX	XXX	XXX	XXX	XXX	0	0
4699999	Total Reciprocal Jurisdiction - Affiliates - U.S. Non-Pool	0	XXX	XXX	0	0	0	XXX	XXX	0
4999999	Total Reciprocal Jurisdiction - Affiliates - Other (Non-U.S.)	0	XXX	XXX	0	0	0	XXX	XXX	0
5099999	Total Reciprocal Jurisdiction - Affiliates	0	XXX	XXX	0	0	0	XXX	XXX	0
5699999	Total Reciprocal Jurisdiction Excluding Protected Cells (Sum of 5099999, 5199999, 5299999, 5399999 and 5499999)	0	XXX	XXX	0	0	0	XXX	XXX	0
5799999	Total Authorized, Unauthorized, Reciprocal Jurisdiction and Certified Excluding Protected Cells (Sum of 1499999, 2899999, 4299999 and 5699999)	0	0	0	0	0	0	0	0	0
5899999	Total Protected Cells (Sum of 1399999, 2799999, 4199999 and 5599999)	0	0	0	0	0	0	0	0	0
9999999	Totals	0	0	0	0	0	0	0	0	0

Schedule F - Part 4 - Issuing or Confirming Banks for Letters of Credit from Schedule F, Part 3

N O N E

Schedule F - Part 5 - Interrogatories for Schedule F - Part 3

N O N E

ANNUAL STATEMENT FOR THE YEAR 2021 OF THE The American Insurance Company

SCHEDULE F - PART 6

Restatement of Balance Sheet to Identify Net Credit for Reinsurance

	1 As Reported (Net of Ceded)	2 Restatement Adjustments	3 Restated (Gross of Ceded)
ASSETS (Page 2, Col. 3)			
1. Cash and invested assets (Line 12)	70,727,114	0	70,727,114
2. Premiums and considerations (Line 15)	0	0	0
3. Reinsurance recoverable on loss and loss adjustment expense payments (Line 16.1)	49,472,003	(49,472,003)	0
4. Funds held by or deposited with reinsured companies (Line 16.2)	0	0	0
5. Other assets	1,180,013	0	1,180,013
6. Net amount recoverable from reinsurers	0	804,669,652	804,669,652
7. Protected cell assets (Line 27)	0	0	0
8. Totals (Line 28)	121,379,130	755,197,649	876,576,779
LIABILITIES (Page 3)			
9. Losses and loss adjustment expenses (Lines 1 through 3)	0	755,791,680	755,791,680
10. Taxes, expenses, and other obligations (Lines 4 through 8)	437,976	0	437,976
11. Unearned premiums (Line 9)	0	269,567	269,567
12. Advance premiums (Line 10)	0	0	0
13. Dividends declared and unpaid (Line 11.1 and 11.2)	0	0	0
14. Ceded reinsurance premiums payable (net of ceding commissions (Line 12)	863,598	(863,598)	0
15. Funds held by company under reinsurance treaties (Line 13)	0	0	0
16. Amounts withheld or retained by company for account of others (Line 14)	0	0	0
17. Provision for reinsurance (Line 16)	0	0	0
18. Other liabilities	46,930,050	0	46,930,050
19. Total liabilities excluding protected cell business (Line 26)	48,231,624	755,197,649	803,429,273
20. Protected cell liabilities (Line 27)	0	0	0
21. Surplus as regards policyholders (Line 37)	73,147,506	XXX	73,147,506
22. Totals (Line 38)	121,379,130	755,197,649	876,576,779

NOTE: Is the restatement of this exhibit the result of grossing up balances ceded to affiliates under 100 percent reinsurance or pooling arrangements? Yes [X] No []

If yes, give full explanation: See Notes to Financial Statements #26 for additional information on the pooling agreement.

ANNUAL STATEMENT FOR THE YEAR 2021 OF THE The American Insurance Company
SCHEDULE H - ACCIDENT AND HEALTH EXHIBIT

	Total		Group Accident and Health		Credit Accident and Health (Group and Individual)		Collectively Renewable		Other Individual Contracts											
	1	2	3	4	5	6	7	8	Non-Cancelable		Guaranteed Renewable		Non-Renewable for Stated Reasons Only		Other Accident Only		All Other			
	Amount	%	Amount	%	Amount	%	Amount	%	Amount	%	Amount	%	Amount	%	Amount	%	Amount	%		
PART 1. - ANALYSIS OF UNDERWRITING OPERATIONS																				
1. Premiums written		XXX		XXX		XXX		XXX		XXX		XXX		XXX		XXX		XXX		XXX
2. Premiums earned		XXX		XXX		XXX		XXX		XXX		XXX		XXX		XXX		XXX		XXX
3. Incurred claims																				
4. Cost containment expenses																				
5. Incurred claims and cost containment expenses (Lines 3 and 4)																				
6. Increase in contract reserves																				
7. Commissions (a)																				
8. Other general insurance expenses																				
9. Taxes, licenses and fees																				
10. Total other expenses incurred																				
11. Aggregate write-ins for deductions																				
12. Gain from underwriting before dividends or refunds																				
13. Dividends or refunds																				
14. Gain from underwriting after dividends or refunds																				
DETAILS OF WRITE-INS																				
1101.																				
1102.																				
1103.																				
1198. Summary of remaining write-ins for Line 11 from overflow page																				
1199. Totals (Lines 1101 thru 1103 plus 1198)(Line 11 above)																				

NONE

(a) Includes \$ reported as "Contract, membership and other fees retained by agents."

ANNUAL STATEMENT FOR THE YEAR 2021 OF THE The American Insurance Company
SCHEDULE H - ACCIDENT AND HEALTH EXHIBIT (Continued)

	1	2	3	4	Other Individual Contracts				
					5	6	7	8	9
	Total	Group Accident and Health	Credit Accident and Health (Group and Individual)	Collectively Renewable	Non-Cancelable	Guaranteed Renewable	Non-Renewable for Stated Reasons Only	Other Accident Only	All Other
PART 2. - RESERVES AND LIABILITIES									
A. Premium Reserves:									
1. Unearned premiums									
2. Advance premiums									
3. Reserve for rate credits									
4. Total premium reserves, current year									
5. Total premium reserves, prior year									
6. Increase in total premium reserves									
B. Contract Reserves:									
1. Additional reserves (a)									
2. Reserve for future contingent benefits									
3. Total contract reserves, current year									
4. Total contract reserves, prior year									
5. Increase in contract reserves									
C. Claim Reserves and Liabilities:									
1. Total current year									
2. Total prior year									
3. Increase									

NONE

PART 3. - TEST OF PRIOR YEAR'S CLAIM RESERVES AND LIABILITIES									
1. Claims paid during the year:									
1.1 On claims incurred prior to current year									
1.2 On claims incurred during current year									
2. Claim reserves and liabilities, December 31, current year:									
2.1 On claims incurred prior to current year									
2.2 On claims incurred during current year									
3. Test:									
3.1 Line 1.1 and 2.1									
3.2 Claim reserves and liabilities, December 31, prior year									
3.3 Line 3.1 minus Line 3.2									

NONE

PART 4. - REINSURANCE									
A. Reinsurance Assumed:									
1. Premiums written	0	0	0	0	0	0	0	0	0
2. Premiums earned	0	0	0	0	0	0	0	0	0
3. Incurred claims	0	0	0	0	0	0	0	0	0
4. Commissions	0	0	0	0	0	0	0	0	0
B. Reinsurance Ceded:									
1. Premiums written	0	0	0	0	0	0	0	0	0
2. Premiums earned	0	0	0	0	0	0	0	0	0
3. Incurred claims	(188,900)	0	0	0	0	0	0	0	(188,900)
4. Commissions	0	0	0	0	0	0	0	0	0

(a) Includes \$ premium deficiency reserve.

Schedule H - Part 5 - Health Claims

NONE

Schedule P - Part 1A - Homeowners/Farmowners

NONE

Schedule P - Part 1B - Private Passenger Auto Liability/Medical

NONE

Schedule P - Part 1C - Commercial Auto/Truck Liability/Medical

NONE

Schedule P - Part 1D - Workers' Compensation (Excluding Excess Workers' Compensation)

NONE

Schedule P - Part 1E - Commercial Multiple Peril

NONE

Schedule P - Part 1F - Section 1 - Medical Professional Liability - Occurrence

NONE

Schedule P - Part 1F - Section 2 - Medical Professional Liability - Claims-Made

NONE

Schedule P - Part 1G - Special Liability (Ocean Marine, Aircraft (all perils), Boiler and Machinery)

NONE

Schedule P - Part 1H - Section 1 - Other Liability - Occurrence

NONE

Schedule P - Part 1H - Section 2 - Other Liability - Claims-Made

NONE

Schedule P - Part 1I - Special Property (Fire, Allied Lines...)

NONE

Schedule P - Part 1J - Auto Physical Damage

NONE

Schedule P - Part 1K - Fidelity/Surety

NONE

Schedule P - Part 1L - Other (Including Credit, Accident and Health)

N O N E

Schedule P - Part 1M - International

N O N E

Schedule P - Part 1N - Reinsurance - Nonproportional Assumed Property

N O N E

Schedule P - Part 1O - Reinsurance - Nonproportional Assumed Liability

N O N E

Schedule P - Part 1P - Reinsurance - Nonproportional Assumed Financial Lines

N O N E

Schedule P - Part 1R - Section 1 - Products Liability - Occurrence

N O N E

Schedule P - Part 1R - Section 2 - Products Liability - Claims-Made

N O N E

Schedule P - Part 1S - Financial Guaranty/Mortgage Guaranty

N O N E

Schedule P - Part 1T - Warranty

N O N E

Schedule P - Part 2A - Homeowners/Farmowners

N O N E

Schedule P - Part 2B - Private Passenger Auto Liability/Medical

N O N E

Schedule P - Part 2C - Commercial Auto/Truck Liability/Medical

N O N E

Schedule P - Part 2D - Workers' Compensation (Excluding Excess Workers' Compensation)

N O N E

Schedule P - Part 2E - Commercial Multiple Peril

N O N E

Schedule P - Part 2F - Section 1 - Medical Professional Liability - Occurrence

N O N E

Schedule P - Part 2F - Section 2 - Medical Professional Liability - Claims-Made

N O N E

Schedule P - Part 2G - Special Liability (Ocean Marine, Aircraft (all perils), Boiler and Machinery)

N O N E

Schedule P - Part 2H - Section 1 - Other Liability - Occurrence

N O N E

Schedule P - Part 2H - Section 2- Other Liability - Claims-Made

N O N E

Schedule P - Part 2I - Special Property

N O N E

Schedule P - Part 2J - Auto Physical Damage

N O N E

Schedule P - Part 2K - Fidelity/Surety

N O N E

Schedule P - Part 2L - Other (Including Credit, Accident and Health)

N O N E

Schedule P - Part 2M - International

N O N E

Schedule P - Part 2N - Reinsurance - Nonproportional Assumed Property

N O N E

Schedule P - Part 2O - Reinsurance - Nonproportional Assumed Liability

N O N E

Schedule P - Part 2P - Reinsurance - Nonproportional Assumed Financial Lines

N O N E

Schedule P - Part 2R - Section 1 - Products Liability - Occurrence

N O N E

Schedule P - Part 2R - Section 2 - Products Liability - Claims-Made

N O N E

Schedule P - Part 2S - Financial Guaranty/Mortgage Guaranty

N O N E

Schedule P - Part 2T - Warranty

N O N E

Schedule P - Part 3A - Homeowners/Farmowners

N O N E

Schedule P - Part 3B - Private Passenger Auto Liability/Medical

N O N E

Schedule P - Part 3C - Commercial Auto/Truck Liability/Medical

N O N E

Schedule P - Part 3D - Workers' Compensation (Excluding Excess Workers' Compensation)

N O N E

Schedule P - Part 3E - Commercial Multiple Peril

N O N E

Schedule P - Part 3F - Section 1 - Medical Professional Liability - Occurrence

N O N E

Schedule P - Part 3F - Section 2 - Medical Professional Liability - Claims-Made

N O N E

Schedule P - Part 3G - Special Liability

N O N E

Schedule P - Part 3H - Section 1 - Other Liability - Occurrence

N O N E

Schedule P - Part 3H - Section 2 - Other Liability - Claims-Made

N O N E

Schedule P - Part 3I - Special Property

N O N E

Schedule P - Part 3J - Auto Physical Damage

NONE

Schedule P - Part 3K - Fidelity/Surety

NONE

Schedule P - Part 3L - Other (Including Credit, Accident and Health)

NONE

Schedule P - Part 3M - International

NONE

Schedule P - Part 3N - Reinsurance - Nonproportional Assumed Property

NONE

Schedule P - Part 3O - Reinsurance - Nonproportional Assumed Liability

NONE

Schedule P - Part 3P - Reinsurance - Nonproportional Assumed Financial Lines

NONE

Schedule P - Part 3R - Section 1 - Product Liability - Occurrence

NONE

Schedule P - Part 3R - Section 2 - Product Liability - Claims-Made

NONE

Schedule P - Part 3S - Financial Guaranty/Mortgage Guaranty

NONE

Schedule P - Part 3T - Warranty

NONE

Schedule P - Part 4A - Homeowners/Farmowners

NONE

Schedule P - Part 4B - Private Passenger Auto Liability/Medical

NONE

Schedule P - Part 4C - Commercial Auto/Truck Liability/Medical

NONE

Schedule P - Part 4D - Workers' Compensation (Excluding Excess Workers' Compensation)

NONE

Schedule P - Part 4E - Commercial Multiple Peril

NONE

Schedule P - Part 4F - Section 1 - Medical Professional Liability - Occurrence

NONE

Schedule P - Part 4F - Section 2 - Medical Professional Liability - Claims-Made

NONE

Schedule P - Part 4G - Special Liability

NONE

Schedule P - Part 4H - Section 1 - Other Liability - Occurrence

NONE

Schedule P - Part 4H - Section 2 - Other Liability - Claims-Made

NONE

Schedule P - Part 4I - Special Property

NONE

Schedule P - Part 4J - Auto Physical Damage

NONE

Schedule P - Part 4K - Fidelity/Surety

NONE

Schedule P - Part 4L - Other (Including Credit, Accident and Health)

NONE

Schedule P - Part 4M - International

NONE

Schedule P - Part 4N - Reinsurance - Nonproportional Assumed Property

NONE

Schedule P - Part 4O - Reinsurance - Nonproportional Assumed Liability

NONE

Schedule P - Part 4P - Reinsurance - Nonproportional Assumed Financial Lines

N O N E

Schedule P - Part 4R - Section 1 - Products Liability - Occurrence

N O N E

Schedule P - Part 4R - Section 2 - Products Liability - Claims-Made

N O N E

Schedule P - Part 4S - Financial Guaranty/Mortgage Guaranty

N O N E

Schedule P - Part 4T - Warranty

N O N E

Schedule P - Part 5A - Homeowners/Farmowners - Section 1

N O N E

Schedule P - Part 5A - Homeowners/Farmowners - Section 2

N O N E

Schedule P - Part 5A - Homeowners/Farmowners - Section 3

N O N E

Schedule P - Part 5B - Private Passenger Auto Liability/Medical - Section 1

N O N E

Schedule P - Part 5B - Private Passenger Auto Liability/Medical - Section 2

N O N E

Schedule P - Part 5B - Private Passenger Auto Liability/Medical - Section 3

N O N E

Schedule P - Part 5C - Commercial Auto/Truck Liability/Medical - Section 1

N O N E

Schedule P - Part 5C - Commercial Auto/Truck Liability/Medical - Section 2

N O N E

Schedule P - Part 5C - Commercial Auto/Truck Liability/Medical - Section 3

N O N E

Schedule P-Part 5D-Workers' Compensation (Excluding Excess Workers' Compensation)-Section 1

N O N E

Schedule P-Part 5D-Workers' Compensation (Excluding Excess Workers' Compensation)-Section 2

N O N E

Schedule P-Part 5D-Workers' Compensation (Excluding Excess Workers' Compensation)-Section 3

N O N E

Schedule P - Part 5E - Commercial Multiple Peril - Section 1

N O N E

Schedule P - Part 5E - Commercial Multiple Peril - Section 2

N O N E

Schedule P - Part 5E - Commercial Multiple Peril - Section 3

N O N E

Schedule P - Part 5F - Medical Professional Liability - Occurrence - Section 1A

N O N E

Schedule P - Part 5F - Medical Professional Liability - Occurrence - Section 2A

N O N E

Schedule P - Part 5F - Medical Professional Liability - Occurrence - Section 3A

N O N E

Schedule P - Part 5F - Medical Professional Liability - Claims-Made - Section 1B

N O N E

Schedule P - Part 5F - Medical Professional Liability - Claims-Made - Section 2B

N O N E

Schedule P - Part 5F - Medical Professional Liability - Claims-Made - Section 3B

N O N E

Schedule P - Part 5H - Other Liability - Occurrence - Section 1A

N O N E

Schedule P - Part 5H - Other Liability - Occurrence - Section 2A

N O N E

Schedule P - Part 5H - Other Liability - Occurrence - Section 3A

NONE

Schedule P - Part 5H - Other Liability - Claims-Made - Section 1B

NONE

Schedule P - Part 5H - Other Liability - Claims-Made - Section 2B

NONE

Schedule P - Part 5H - Other Liability - Claims-Made - Section 3B

NONE

Schedule P - Part 5R - Products Liability - Occurrence - Section 1A

NONE

Schedule P - Part 5R - Products Liability - Occurrence - Section 2A

NONE

Schedule P - Part 5R - Products Liability - Occurrence - Section 3A

NONE

Schedule P - Part 5R - Products Liability - Claims-Made - Section 1B

NONE

Schedule P - Part 5R - Products Liability - Claims-Made - Section 2B

NONE

Schedule P - Part 5R - Products Liability - Claims-Made - Section 3B

NONE

Schedule P - Part 5T - Warranty - Section 1

NONE

Schedule P - Part 5T - Warranty - Section 2

NONE

Schedule P - Part 5T - Warranty - Section 3

NONE

Schedule P - Part 6C - Commercial Auto/Truck Liability/Medical - Section 1

NONE

Schedule P - Part 6C - Commercial Auto/Truck Liability/Medical - Section 2

NONE

Schedule P-Part 6D-Workers' Compensation (Excluding Excess Workers' Compensation)-Section 1

NONE

Schedule P-Part 6D-Workers' Compensation (Excluding Excess Workers' Compensation)-Section 2

NONE

Schedule P - Part 6E - Commercial Multiple Peril - Section 1

NONE

Schedule P - Part 6E - Commercial Multiple Peril - Section 2

NONE

Schedule P - Part 6H - Other Liability - Occurrence - Section 1A

NONE

Schedule P - Part 6H - Other Liability - Occurrence - Section 2A

NONE

Schedule P - Part 6H - Other Liability - Claims-Made - Section 1B

NONE

Schedule P - Part 6H - Other Liability - Claims-Made - Section 2B

NONE

Schedule P - Part 6M - International - Section 1

NONE

Schedule P - Part 6M - International - Section 2

NONE

Schedule P - Part 6N- Reinsurance A - Nonproportional Assumed Property - Section 1

NONE

Schedule P - Part 6N- Reinsurance A - Nonproportional Assumed Property - Section 2

NONE

Schedule P - Part 6O - Reinsurance B - Nonproportional Liability - Section 1

NONE

Schedule P - Part 6O - Reinsurance B - Nonproportional Assumed Liability - Section 2

NONE

Schedule P - Part 6R - Products Liability - Occurrence - Section 1A

NONE

Schedule P - Part 6R - Products Liability - Occurrence - Section 2A

NONE

Schedule P - Part 6R - Products Liability - Claims-Made - Section 1B

NONE

Schedule P - Part 6R - Products Liability - Claims-Made - Section 2B

NONE

Schedule P - Part 7A - Section 1 - Primary Loss Sensitive Contracts

NONE

Schedule P - Part 7A - Section 2 - Primary Loss Sensitive Contracts

NONE

Schedule P - Part 7A - Section 3 - Primary Loss Sensitive Contracts

NONE

Schedule P - Part 7A - Section 4 - Primary Loss Sensitive Contracts

NONE

Schedule P - Part 7A - Section 5 - Primary Loss Sensitive Contracts

NONE

Schedule P - Part 7B - Section 1 - Reinsurance Loss Sensitive Contracts

NONE

Schedule P - Part 7B - Section 2 - Reinsurance Loss Sensitive Contracts

NONE

Schedule P - Part 7B - Section 3 - Reinsurance Loss Sensitive Contracts

NONE

Schedule P - Part 7B - Section 4 - Reinsurance Loss Sensitive Contracts

NONE

Schedule P - Part 7B - Section 5 - Reinsurance Loss Sensitive Contracts

N O N E

Schedule P - Part 7B - Section 6 - Reinsurance Loss Sensitive Contracts

N O N E

Schedule P - Part 7B - Section 7 - Reinsurance Loss Sensitive Contracts

N O N E

Schedule P - Interrogatories

N O N E

Schedule T - Part 2 - Interstate Compact

N O N E

ANNUAL STATEMENT FOR THE YEAR 2021 OF THE The American Insurance Company

SCHEDULE Y

PART 1A - DETAIL OF INSURANCE HOLDING COMPANY SYSTEM

1	2	3	4	5	6	7	8	9	10	11	12	13	14	15	16
Group Code	Group Name	NAIC Company Code	ID Number	Federal RSSD	CIK	Name of Securities Exchange if Publicly Traded (U.S. or International)	Names of Parent, Subsidiaries Or Affiliates	Domiciliary Location	Relationship to Reporting Entity	Directly Controlled by (Name of Entity/Person)	Type of Control (Ownership, Board, Management, Attorney-in-Fact, Influence, Other)	If Control is Ownership Provide Percentage	Ultimate Controlling Entity(ies)/Person(s)	Is an SCA Filing Required? (Yes/No)	*
						Frankfurt Stock Exchange	Allianz SE	DE	UIP			0.000		NO	
			AA-1340026	1575822	0001127508		Allianz Europe B.V.	NLD	UIP	Allianz SE	Ownership	100.000	Allianz SE	NO	
			98-1161203				Allianz of America, Inc.	DE	UIP	Allianz Europe B.V.	Ownership	100.000	Allianz SE	NO	
			13-2883190	3292271	0001021454		Allianz Global Corporate & Specialty SE	DE	UIP	Allianz SE	Ownership	100.000	Allianz SE	NO	
			AA-1344101	3534177			AGCS International Holding B.V.	DE	UIP	Allianz Global Corporate & Specialty SE	Ownership	100.000	Allianz SE	NO	
			00-0000000				Allianz Technology of America, Inc.	DE	NIA	Allianz of America, Inc.	Ownership	5.000	Allianz SE	NO	
			46-2372261				Allianz Technology of America, Inc.	DE	NIA	Allianz Technology International B.V.	Ownership	95.000	Allianz SE	NO	
			46-2372261				Allianz México S.A. Compañía de Seguros	MEX	IA	Allianz of America, Inc.	Ownership	99.900	Allianz SE	NO	
			AA-2734112				AZOA Services Corporation	NY	NIA	Allianz of America, Inc.	Ownership	100.000	Allianz SE	NO	
			75-1723041	3294435			Allianz Finance Corporation	DE	NIA	Allianz SE	Ownership	100.000	Allianz SE	NO	
			67-1637742	3292365	0001355454		PPF Holdings, Inc.	DE	NIA	Allianz of America, Inc.	Ownership	100.000	Allianz SE	NO	
			04-3092764	3918919			Allianz Foundation of North America	CA	NIA	Allianz SE	Ownership	100.000	Allianz SE	NO	
			68-0493856				Allianz Reinsurance America, Inc.	CA	IA	Allianz of America, Inc.	Ownership	100.000	Allianz SE	NO	
.0761	Allianz Insurance Group	21911	94-6078058	1597301			Allianz Renewable Energy Partners of America LLC	DE	NIA	Allianz of America, Inc.	Ownership	66.670	Allianz SE	NO	
			47-5606835				Allianz Renewable Energy Partners of America LLC	DE	NIA	Allianz Global Risks US Insurance Company	Ownership	33.330	Allianz SE	NO	
			47-5606835				Allianz Renewable Energy Partners of America 2 LLC	DE	NIA	Allianz of America, Inc.	Ownership	100.000	Allianz SE	NO	
			83-1519383				Allianz Reinsurance Management Services, Inc.	DE	IA	Allianz of America, Inc.	Ownership	100.000	Allianz SE	NO	
			84-4499353				Allianz Global Investors U.S. Holdings LLC	DE	NIA	PPF Holdings, Inc.	Ownership	100.000	Allianz SE	NO	
			33-0977088	3292806			Allianz Global Investors U.S. Holdings LLC	DE	NIA	Allianz Global Investors U.S. Holdings LLC	Ownership	100.000	Allianz SE	NO	
			01-0645160	3292833	0001493338		Allianz Global Investors U.S. LLC	DE	NIA	Allianz Global Investors U.S. Holdings LLC	Ownership	100.000	Allianz SE	NO	
			13-3538489	3292945	0000856380		Allianz Global Investors Distributors LLC	DE	NIA	Allianz Global Investors U.S. Holdings LLC	Ownership	100.000	Allianz SE	NO	
			13-2883190	3292383			Allianz Capital Partners of America LLC	DE	NIA	Allianz Global Investors U.S. Holdings LLC	Ownership	100.000	Allianz SE	NO	
.0761	Allianz Insurance Group	35300	95-3187355	3292543			Allianz Global Risks US Insurance Company	IL	UIP	AGCS International Holding B.V.	Ownership	76.100	Allianz SE	NO	
.0761	Allianz Insurance Group	35300	95-3187355	3292543			Allianz Global Risks US Insurance Company	IL	UIP	Allianz of America, Inc.	Ownership	23.900	Allianz SE	NO	
.0761	Allianz Insurance Group	36420	95-3323939				Allianz Underwriters Insurance Company	IL	IA	Allianz Global Risks US Insurance Company	Ownership	100.000	Allianz SE	NO	
.0761	Allianz Insurance Group	22837	36-6033855				AGCS Marine Insurance Company	IL	IA	Allianz Global Risks US Insurance Company	Ownership	100.000	Allianz SE	NO	
.0761	Allianz Insurance Group	21873	94-1610280	3292552	0000315062		Fireman's Fund Insurance Company	IL	UDP	Allianz Global Risks US Insurance Company	Ownership	100.000	Allianz SE	NO	
.0761	Allianz Insurance Group	21849	22-1608585	1597301			American Automobile Insurance Company	MO	IA	Fireman's Fund Insurance Company	Ownership	100.000	Allianz SE	NO	
.0761	Allianz Insurance Group	11380	68-0004569	1597301			Fireman's Fund Indemnity Corporation	NJ	IA	Fireman's Fund Insurance Company	Ownership	100.000	Allianz SE	NO	
.0761	Allianz Insurance Group	22829	36-2259886	3293942			Interstate Fire & Casualty Company	IL	IA	Fireman's Fund Insurance Company	Ownership	100.000	Allianz SE	NO	
.0761	Allianz Insurance Group	21881	36-2704643	1597301			National Surety Corporation	IL	IA	Fireman's Fund Insurance Company	Ownership	100.000	Allianz SE	NO	
.0761	Allianz Insurance Group	21857	22-0731810	1597301			The American Insurance Company	OH	RE	Fireman's Fund Insurance Company	Ownership	100.000	Allianz SE	NO	
.0761	Allianz Insurance Group	22810	36-6042949	3293951			Chicago Insurance Company	IL	IA	Fireman's Fund Insurance Company	Ownership	100.000	Allianz SE	NO	
.0761	Allianz Insurance Group	21865	22-1708002	1597301			Associated Indemnity Corporation	CA	IA	Fireman's Fund Insurance Company	Ownership	100.000	Allianz SE	NO	
			98-0108335		000805922		Par Holdings, LTD	BMU	NIA	Fireman's Fund Insurance Company	Ownership	16.610	Allianz SE	NO	
			20-0832888	3292619			Fireman's Fund Financial Services, LLC	DE	NIA	Fireman's Fund Insurance Company	Ownership	100.000	Allianz SE	NO	
			71-0912154				Allianz Risk Consulting LLC	CA	NIA	Allianz Global Risks US Insurance Company	Ownership	100.000	Allianz SE	NO	
			13-4324304				AIM Underwriting Limited	CAN	NIA	Allianz Global Risks US Insurance Company	Ownership	100.000	Allianz SE	NO	
			00-0000000	3444977			Allianz Aviation Managers, LLC	DE	NIA	Allianz Global Risks US Insurance Company	Ownership	100.000	Allianz SE	NO	
			00-0000000	1739908			1739908 Ontario, INC	CAN	NIA	Allianz Global Risks US Insurance Company	Ownership	100.000	Allianz SE	NO	
			13-5238480	3293782			Wm. H. McGee & Co. INC	NY	NIA	AGCS Marine Insurance Company	Ownership	100.000	Allianz SE	NO	
			00-0000000				Wm. H. McGee & Company of Bermuda, Ltd.	BMU	NIA	Wm. H. McGee & Co. INC	Ownership	100.000	Allianz SE	NO	
			00-0000000				Allianz Global Corporate & Specialty of Bermuda, LTD	BMU	IA	Wm. H. McGee & Company of Bermuda, Ltd.	Ownership	100.000	Allianz SE	NO	
			16-1586320				Allianz Risk Transfer (Bermuda) Ltd.	BMU	IA	Allianz Global Risks US Insurance Company	Ownership	100.000	Allianz SE	NO	
			13-4006036	3293326			Allianz Risk Transfer Inc.	NY	NIA	Allianz Global Risks US Insurance Company	Ownership	100.000	Allianz SE	NO	
			13-4006036				EF Solutions LLC	DE	NIA	Allianz Risk Transfer Inc.	Ownership	100.000	Allianz SE	NO	

ANNUAL STATEMENT FOR THE YEAR 2021 OF THE The American Insurance Company

SCHEDULE Y

PART 1A - DETAIL OF INSURANCE HOLDING COMPANY SYSTEM

1	2	3	4	5	6	7	8	9	10	11	12	13	14	15	16
Group Code	Group Name	NAIC Company Code	ID Number	Federal RSSD	CIK	Name of Securities Exchange if Publicly Traded (U.S. or International)	Names of Parent, Subsidiaries Or Affiliates	Domiciliary Location	Relationship to Reporting Entity	Directly Controlled by (Name of Entity/Person)	Type of Control (Ownership, Board, Management, Attorney-in-Fact, Influence, Other)	If Control is Ownership Provide Percentage	Ultimate Controlling Entity(ies)/Person(s)	Is an SCA Filing Required? (Yes/No)	*
			38-3926689				Inforce Solutions, LLC	GA	NIA	Allianz Individual Insurance Group LLC	Ownership	100.000	Allianz SE	NO	
.0761	Allianz Insurance Group	.64190	13-3191369	3294060	0000080019		Allianz Life Insurance Company of New York	NY	IA	Allianz Life Insurance Company of North America	Ownership	100.000	Allianz SE	NO	
			41-1868049	3294181			Allianz Life Financial Services, LLC	MN	NIA	Allianz Life Insurance Company of North America	Ownership	100.000	Allianz SE	NO	
			41-1839586	3292561			Allianz Individual Insurance Group, LLC	MN	NIA	Allianz Life Insurance Company of North America	Ownership	100.000	Allianz SE	NO	
			41-1920187	3603886			AZL PF Investments, Inc.	MN	NIA	Allianz Life Insurance Company of North America	Ownership	100.000	Allianz SE	NO	
			41-1999496	3294079	0001140038		Allianz Investment Management, LLC	MN	NIA	Allianz Life Insurance Company of North America	Ownership	100.000	Allianz SE	NO	
							Allianz Investment Management U.S. LLC	MN	NIA	Allianz Life Insurance Company of North America	Ownership	100.000	Allianz SE	NO	
							Allianz Strategic Investments, LLC	MN	NIA	Allianz Life Insurance Company of North America	Ownership	100.000	Allianz SE	NO	
			35-2065919	3412864			Yorktown Financial Companies, Inc.	IN	NIA	Allianz Life Insurance Company of North America	Ownership	100.000	Allianz SE	NO	
.0761	Allianz Insurance Group	.13966	27-3614869	4216078			Allianz Life Insurance Company of Missouri	MO	IA	Allianz Life Insurance Company of North America	Ownership	100.000	Allianz SE	NO	
.0761	Allianz Insurance Group	.90611	41-1366075	2852771	0000072499		Allianz Life Insurance Company of North America	MN	IA	Allianz of America, Inc.	Ownership	100.000	Allianz SE	NO	
			20-5585358	3583139			Dresdner Kleinwort Pfandbriefe Investments II, Inc.	DE	NIA	AZL PF Investments, Inc.	Ownership	100.000	Allianz SE	NO	
			46-1941579				Allianz Fund Investments, Inc.	DE	NIA	Dresdner Kleinwort Pfandbriefe Investments II, Inc.	Ownership	100.000	Allianz SE	NO	
			38-3342968	3413058			Questar Capital Corporation	MN	NIA	Yorktown Financial Companies Inc	Ownership	100.000	Allianz SE	NO	
			38-3360512	3412855			Questar Agency, Inc.	MN	NIA	Yorktown Financial Companies Inc	Ownership	100.000	Allianz SE	NO	
			82-4131109				TruChoice Financial Group, LLC	MN	NIA	Allianz Individual Insurance Group LLC	Ownership	100.000	Allianz SE	NO	
			06-1605361	3292459			Allianz Asset Management of America LLC	DE	NIA	Allianz Asset Management GmbH	Ownership	0.100	Allianz SE	NO	
			06-1605361	3292459			Allianz Asset Management of America LLC	DE	NIA	Allianz Asset Management of America	Ownership	0.100	Allianz SE	NO	
			33-0629048	3292842	0001163368		Pacific Investment Management Company LLC	DE	NIA	Allianz of America, Inc.	Ownership	99.800	Allianz SE	NO	
			33-0629048	3292842	0001163368		Pacific Investment Management Company LLC	DE	NIA	Allianz Asset Management of America LLC	Ownership	11.600	Allianz SE	NO	
			33-0629048	3292842	0001163368		Pacific Investment Management Company LLC	DE	NIA	Allianz Asset Management U.S. Holding II LLC	Ownership	2.400	Allianz SE	NO	
			06-1349805	2399593	0000822426		Allianz Asset Management of America LP	DE	NIA	Allianz Asset Management of America LP	Ownership	79.100	Allianz SE	NO	
			06-1349805	2399593	0000822426		Allianz Asset Management of America LP	DE	NIA	various individual employees	Ownership	6.900	Allianz SE	NO	
			43-1993556	3292440			Allianz Asset Management of America Holdings Inc.	DE	NIA	Allianz Asset Management of America LLC	Ownership	96.000	Allianz SE	NO	
			33-0802032				PIMCO Japan Ltd	JPN	NIA	PPF Holdings, Inc.	Ownership	4.000	Allianz SE	NO	
			98-0192470				PIMCO Global Advisors (Ireland) Limited	IRL	NIA	Allianz Asset Management GmbH	Ownership	100.000	Allianz SE	NO	
			98-0192569	3292824			PIMCO Global Advisors LLC	DE	NIA	PIMCO Global Advisors LLC	Ownership	100.000	Allianz SE	NO	
			98-0192569	3292824			PIMCO Global Advisors LLC	DE	NIA	PIMCO LLC	Ownership	99.000	Allianz SE	NO	
							PIMCO Global Advisors (Resources) LLC	DE	NIA	PIMCO Global Holdings LLC	Ownership	1.000	Allianz SE	NO	
							PIMCO Australia Pty Limited	AUS	NIA	PIMCO Global Advisors LLC	Ownership	100.000	Allianz SE	NO	
							PIMCO Australia Management Limited	AUS	NIA	PIMCO Global Advisors LLC	Ownership	100.000	Allianz SE	NO	
							PIMCO Asia Pte Ltd	SGP	NIA	PIMCO Global Advisors LLC	Ownership	100.000	Allianz SE	NO	
			98-0192569				PIMCO Europe Ltd	GBR	NIA	PIMCO Global Advisors LLC	Ownership	100.000	Allianz SE	NO	
			98-0534893				PIMCO Asia Limited	HKG	NIA	PIMCO Global Advisors LLC	Ownership	100.000	Allianz SE	NO	
			98-0595619				PIMCO (Schweiz) GmbH	CHE	NIA	PIMCO Global Advisors LLC	Ownership	100.000	Allianz SE	NO	
			80-0872218				PGA Global Services LLC	DE	NIA	PIMCO Global Advisors LLC	Ownership	100.000	Allianz SE	NO	
			33-0250981	3292851			StocksPLUS Management Inc.	DE	NIA	PIMCO LLC	Ownership	100.000	Allianz SE	NO	

ANNUAL STATEMENT FOR THE YEAR 2021 OF THE The American Insurance Company

SCHEDULE Y

PART 1A - DETAIL OF INSURANCE HOLDING COMPANY SYSTEM

1	2	3	4	5	6	7	8	9	10	11	12	13	14	15	16
Group Code	Group Name	NAIC Company Code	ID Number	Federal RSSD	CIK	Name of Securities Exchange if Publicly Traded (U.S. or International)	Names of Parent, Subsidiaries Or Affiliates	Domi-ciliary Location	Relation-ship to Reporting Entity	Directly Controlled by (Name of Entity/Person)	Type of Control (Ownership, Board, Management, Attorney-in-Fact, Influence, Other)	If Control is Ownership Provide Percentage	Ultimate Controlling Entity(ies)/Person(s)	Is an SCA Filing Re-quired? (Yes/No)	*
			80-0620304	4174141	0001499812		PIMCO Investments LLC	DE	NIA	PIMCO LLC	Ownership	100.000	Allianz SE	NO	
			98-0430278	3926026			PIMCO Global Holdings LLC	DE	NIA	PIMCO LLC	Ownership	100.000	Allianz SE	NO	
							PIMCO Canada Corp.	CAN	NIA	PIMCO Global Holdings LLC	Ownership	100.000	Allianz SE	NO	
							PIMCO Global Advisors (Luxembourg) S.A.	LUX	NIA	PIMCO LLC	Ownership	100.000	Allianz SE	NO	
							PIMCO Taiwan Limited	TWN	NIA	PIMCO Asia Limited	Ownership	100.000	Allianz SE	NO	
			26-3158106	3918955			Allianz Asset Management U.S. Holding II LLC	DE	NIA	Allianz Asset Management GmbH	Ownership	100.000	Allianz SE	NO	
							PIMCO Latin America Administradora de Carteiras Ltda.	BRA	NIA	PIMCO Global Holdings LLC	Ownership	1.000	Allianz SE	NO	
							PIMCO Latin America Administradora de Carteiras Ltda.	BRA	NIA	PIMCO LLC	Ownership	99.000	Allianz SE	NO	
							PIMCO Europe GmbH	DEU	NIA	Allianz Asset Management GmbH	Ownership	100.000	Allianz SE	NO	
							PIMCO Investment Management (Shanghai) Limited	CHN	NIA	PIMCO Asia Limited	Ownership	100.000	Allianz SE	NO	
			38-4096280				PIMCO Services LLC	DE	NIA	PIMCO LLC	Ownership	100.000	Allianz SE	NO	
			20-8081776				Gurtin Fixed Income Management, LLC	DE	NIA	PIMCO LLC	Ownership	100.000	Allianz SE	NO	
							Allianz Real Estate of America LLC	DE	NIA	PIMCO LLC	Ownership	100.000	Allianz SE	NO	
							Allianz Real Estate GmbH	DEU	NIA	PIMCO Europe GmbH	Ownership	100.000	Allianz SE	NO	
							Allianz Real Estate Asia Pacific Pte Ltd	SGP	NIA	Allianz Real Estate GmbH	Ownership	100.000	Allianz SE	NO	
							AREAP Core 1 GP Pte Ltd	SGP	NIA	AREAP Core 1 LP	Ownership	100.000	Allianz SE	NO	
							Allianz Real Estate Japan GK	JPN	NIA	Allianz Real Estate Asia Pacific Pte Ltd	Ownership	100.000	Allianz SE	NO	
							Allianz Real Estate (Shanghai) Co., Ltd.	CHN	NIA	Allianz Real Estate Asia Pacific Pte Ltd	Ownership	100.000	Allianz SE	NO	
				3293568			Allianz Partners SAS	FRA	UIP	Allianz SE	Ownership	100.000	Allianz SE	NO	
			AA-1460040				AWP P&C SA	FRA	UIP	Allianz Partners SAS	Ownership	100.000	Allianz SE	NO	
			52-1260309	3294882			AWP USA Inc.	DC	UDP	AWP P&C SA	Ownership	100.000	Allianz SE	NO	
.0761	Allianz Insurance Group	.11630	13-5556470	3603943			Jefferson Insurance Company	NY	OTH	AWP USA Inc.	Ownership	100.000	Allianz SE	NO	
			54-1545622	3294976			AGA Service Company	VA	NIA	AWP USA Inc.	Ownership	100.000	Allianz SE	NO	
							Euler Hermes Group	FRA	IA	Allianz France S.A.	Ownership	98.550	Allianz SE	NO	
							Euler Hermes North America Insurance Company								
.0761	Allianz Insurance Group	.20516	52-0222226				Euler Hermes North America Holding, Inc	MD	IA	Euler Hermes North America Holding, Inc.	Ownership	100.000	Allianz SE	NO	
			45-4379532				Euler Hermes Group	DE	IA	Euler Hermes Group	Ownership	100.000	Allianz SE	NO	
			00-0000000				Euler Hermes Canada Services, Inc	CAN	NIA	Euler Hermes North America Holding, Inc.	Ownership	100.000	Allianz SE	NO	
			AA-2730034				Solunion Mexico Seguros de Crédito, S.A.	MEX	IA	Solunion America Holding S.L.	Ownership	99.998	Allianz SE	NO	
			AA-2730034				Solunion Mexico Seguros de Crédito, S.A.	MEX	IA	Euler Hermes Services North America, LLC	Ownership	0.001	Allianz SE	NO	
			52-2152650				Euler Hermes Services North America, LLC	MD	NIA	Euler Hermes North America Holding, Inc.	Ownership	100.000	Allianz SE	NO	
							Euler Hermes Seguros de Credito SA (Brazil)	BRA	IA	Euler Hermes Serviços de Gestão de Riscos Ltda	Ownership	100.000	Allianz SE	NO	
							Solunion Seguros de Crédito, Compañía Internacional de Seguros y Reaseguros SA								
			51-0377490				Euler Hermes ACI Holding, LLC	DE	NIA	Spain	Ownership	100.000	Allianz SE	NO	
							Euler Hermes S.A.	BEL	IA	Euler Hermes Group	Ownership	100.000	Allianz SE	NO	
							Euler Hermes Collections North America Company								
			52-2249784				Euler Hermes North America Holding, Inc.	MD	NIA	Euler Hermes North America Holding, Inc.	Ownership	100.000	Allianz SE	NO	
			AA-0000004				Solunion Mexico Servicios, S.A. de C.V.	MEX	NIA	Solunion Holding S.L.U.	Ownership	99.000	Allianz SE	NO	
							Euler Hermes Serviços de Gestão de Riscos Ltda	BRA	IA	Euler Hermes Luxembourg Holding S.à.r.l.	Ownership	100.000	Allianz SE	NO	
							Solunion Servicios de Crédito Argentina, S.A.								
			AA-0000007				Solunion Colombia Servicios de Crédito, Ltda	ARG	IA	Spain	Ownership	95.000	Allianz SE	NO	
			AA-0000008				Solunion Holding S.L.U.	COL	NIA	Solunion Holding S.L.U.	Ownership	98.300	Allianz SE	NO	
			AA-2280020				Solunion Chile Seguros de Crédito, S.A.	CHL	IA	Solunion America Holding S.L.	Ownership	51.800	Allianz SE	NO	
			AA-2280020				Solunion Chile Seguros de Crédito, S.A.	CHL	IA	Solunion Chile Servicios de Crédito, Ltda	Ownership	36.300	Allianz SE	NO	
			00-0000000				Solunion Chile Servicios de Crédito, Ltda	CHL	NIA	Solunion Holding S.L.U.	Ownership	99.300	Allianz SE	NO	

ANNUAL STATEMENT FOR THE YEAR 2021 OF THE The American Insurance Company

SCHEDULE Y

PART 1A - DETAIL OF INSURANCE HOLDING COMPANY SYSTEM

1	2	3	4	5	6	7	8	9	10	11	12	13	14	15	16
Group Code	Group Name	NAIC Company Code	ID Number	Federal RSSD	CIK	Name of Securities Exchange if Publicly Traded (U.S. or International)	Names of Parent, Subsidiaries Or Affiliates	Domiciliary Location	Relationship to Reporting Entity	Directly Controlled by (Name of Entity/Person)	Type of Control (Ownership, Board, Management, Attorney-in-Fact, Influence, Other)	If Control is Ownership Provide Percentage	Ultimate Controlling Entity(ies)/Person(s)	Is an SCA Filing Required? (Yes/No)	*
							Euler Hermes Luxembourg Holding S.à.r.l.	LUX	NIA	Euler Hermes North America Holding, Inc.	Ownership	44.800	Allianz SE	NO	
							Euler Hermes Luxembourg Holding S.à.r.l.	LUX	NIA	Euler Hermes S. A.	Ownership	55.200	Allianz SE	NO	
							Euler Hermes North America Excess Company	MD	NIA	Euler Hermes North America Holding, Inc.	Ownership	100.000	Allianz SE	NO	
							Solunion Seguros de Crédito, Compañia Internacional de Seguros y Reaseguros SA Spain	ESP	IA	Euler Hermes Luxembourg Holding S.à.r.l.	Ownership	50.000	Allianz SE	NO	
							Solunion America Holding S.L.	ESP	NIA	Solunion Seguros de Crédito, Compañia Internacional de Seguros y Reaseguros SA Spain	Ownership	81.300	Allianz SE	NO	
							Solunion America Holding S.L.	ESP	NIA	Solunion America Holding S.L.	Ownership	18.700	Allianz SE	NO	
							Solunion Servicios de Crédito S.L.U. Spain	ESP	NIA	Solunion Seguros de Crédito, Compañia Internacional de Seguros y Reaseguros SA Spain	Ownership	100.000	Allianz SE	NO	
			AA-2330041				Solunion Colombia Seguros de Crédito, SA	COL	IA	Solunion America Holding S.L.	Ownership	94.900	Allianz SE	NO	
							114 Venture LP	US	NIA	Allianz US Private REIT LP	Ownership	34.007	Allianz SE	NO	
							114 Venture LP	US	NIA	APKV US Private REIT LP	Ownership	9.257	Allianz SE	NO	
							114 Venture LP	US	NIA	AZ Vers US Private REIT LP	Ownership	6.237	Allianz SE	NO	
							1515 Broadway Realty LP	US	NIA	Allianz US Private REIT LP	Ownership	40.350	Allianz SE	NO	
							1515 Broadway Realty LP	US	NIA	APKV US Private REIT LP	Ownership	3.920	Allianz SE	NO	
							1515 Broadway Realty LP	US	NIA	APK US Investment LP	Ownership	3.180	Allianz SE	NO	
							1515 Broadway Realty LP	US	NIA	AZ Vers US Private REIT LP	Ownership	2.180	Allianz SE	NO	
							1800 M Owner GP LLC	US	NIA	1800 M Street REIT LP	Ownership	100.000	Allianz SE	NO	
							1800 M REIT GP LLC	US	NIA	Allianz US Private REIT LP	Ownership	100.000	Allianz SE	NO	
							1800 M Street Owner LP	US	NIA	1800 M Street REIT LP	Ownership	100.000	Allianz SE	NO	
							1800 M Street REIT LP	US	NIA	Allianz US Private REIT LP	Ownership	100.000	Allianz SE	NO	
							1800 M Street TRS LP	US	NIA	1800 M Street REIT LP	Ownership	100.000	Allianz SE	NO	
							1800 M Street Venture LP	US	NIA	Allianz US Private REIT LP	Ownership	34.335	Allianz SE	NO	
							1800 M Street Venture LP	US	NIA	APKV US Private REIT LP	Ownership	3.375	Allianz SE	NO	
							1800 M Street Venture LP	US	NIA	APK US Investment LP	Ownership	3.375	Allianz SE	NO	
							1800 M Street Venture LP	US	NIA	Allianz Presse US REIT LP	Ownership	2.250	Allianz SE	NO	
							1800 M Street Venture LP	US	NIA	AZ Vers US Private REIT LP	Ownership	1.665	Allianz SE	NO	
							2018 Vento XIX LLC	US	NIA	Allianz Renewable Energy Partners of America 2 LLC	Ownership	33.600	Allianz SE	NO	
							21 Gestion Active	FRA	IA	Allianz Vie S.A.	Ownership	18.031	Allianz SE	NO	
							2media GmbH	CHE	NIA	finanz.de Vermittlungsgesellschaft für Verbraucherträge GmbH	Ownership	100.000	Allianz SE	NO	
							30 HY WM REIT Owner LP	US	NIA	Allianz US Private REIT LP	Ownership	44.100	Allianz SE	NO	
							30 HY WM REIT Owner LP	US	NIA	APKV US Private REIT LP	Ownership	4.900	Allianz SE	NO	
							35° East SAS	FRA	NIA	Euler Hermes Group SAS	Ownership	100.000	Allianz SE	NO	
							3H Health Investment Fund II L.P.	CYM	NIA	Allianz Leben Private Equity Fonds 2001 GmbH	Ownership	15.841	Allianz SE	NO	
							3H Health Investment Fund II L.P.	CYM	NIA	APKV Private Equity Fonds GmbH	Ownership	0.902	Allianz SE	NO	
							3H Health Investment Fund II L.P.	CYM	NIA	AZ-SGD Private Equity Fonds GmbH	Ownership	0.530	Allianz SE	NO	
							490 Fulton JV LP	US	NIA	Allianz US Private REIT LP	Ownership	82.030	Allianz SE	NO	
							490 Fulton JV LP	US	NIA	APKV US Private REIT LP	Ownership	14.470	Allianz SE	NO	
							490 Fulton REIT LP	US	NIA	490 Fulton JV LP	Ownership	100.000	Allianz SE	NO	
							490 Lower Unit GP LLC	US	NIA	490 Fulton REIT LP	Ownership	100.000	Allianz SE	NO	
							490 Lower Unit LP	US	NIA	490 Fulton REIT LP	Ownership	100.000	Allianz SE	NO	
							53 State JV L.P.	US	NIA	Allianz US Private REIT LP	Ownership	44.570	Allianz SE	NO	
							53 State JV L.P.	US	NIA	APKV US Private REIT LP	Ownership	4.430	Allianz SE	NO	
							55-15 Grand Avenue Investor JV L.P.	US	NIA	Allianz US Private REIT LP	Ownership	38.423	Allianz SE	NO	
							55-15 Grand Avenue Investor JV L.P.	US	NIA	APK US Investment LP	Ownership	7.186	Allianz SE	NO	
							55-15 Grand Avenue Investor JV L.P.	US	NIA	APKV US Private REIT LP	Ownership	4.291	Allianz SE	NO	
							77R Investments Pte. Ltd.	SGP	NIA	Allianz Finance IX Luxembourg S.A.	Ownership	25.000	Allianz SE	NO	

ANNUAL STATEMENT FOR THE YEAR 2021 OF THE The American Insurance Company

SCHEDULE Y
PART 1A - DETAIL OF INSURANCE HOLDING COMPANY SYSTEM

1	2	3	4	5	6	7	8	9	10	11	12	13	14	15	16
Group Code	Group Name	NAIC Company Code	ID Number	Federal RSSD	CIK	Name of Securities Exchange if Publicly Traded (U.S. or International)	Names of Parent, Subsidiaries Or Affiliates	Domiciliary Location	Relationship to Reporting Entity	Directly Controlled by (Name of Entity/Person)	Type of Control (Ownership, Board, Management, Attorney-in-Fact, Influence, Other)	If Control is Ownership Provide Percentage	Ultimate Controlling Entity(ies)/Person(s)	Is an SCA Filing Required? (Yes/No)	*
							A&A Centri Commercial S.r.l.	ITA	NIA	Allianz Finance VII Luxembourg S.A.	Ownership	50.000	Allianz SE	NO	
							AA Ronsin Investment Holding Limited	HKG	NIA	Allianz Finance IX Luxembourg S.A.	Ownership	62.000	Allianz SE	NO	
							abracar GmbH	DEU	NIA	Allianz Strategic Investments S.à r.l.	Ownership	100.000	Allianz SE	NO	
							ABT SAS	FRA	NIA	Allianz IARD S.A.	Ownership	25.000	Allianz SE	NO	
							ACE Redpoint Opportunity China L.P.	CYM	NIA	Allianz Leben Private Equity Fonds 2001 GmbH	Ownership	8.939	Allianz SE	NO	
							ACE Redpoint Opportunity China L.P.	CYM	NIA	APKV Private Equity Fonds GmbH	Ownership	0.894	Allianz SE	NO	
							ACE Redpoint Ventures China I L.P.	CYM	NIA	Allianz Leben Private Equity Fonds 2001 GmbH	Ownership	12.045	Allianz SE	NO	
							ACE Redpoint Ventures China I L.P.	CYM	NIA	APKV Private Equity Fonds GmbH	Ownership	2.475	Allianz SE	NO	
							ACE Redpoint Ventures China I L.P.	CYM	NIA	AZ-SGD Private Equity Fonds GmbH	Ownership	1.980	Allianz SE	NO	
							ACE Redpoint Ventures China II L.P.	CYM	NIA	Allianz Leben Private Equity Fonds 2001 GmbH	Ownership	8.939	Allianz SE	NO	
							ACE Redpoint Ventures China II L.P.	CYM	NIA	APKV Private Equity Fonds GmbH	Ownership	0.894	Allianz SE	NO	
							ACP Vermögensverwaltung GmbH & Co. KG Nr. 4	DEU	NIA	AZL PE Nr. 1 GmbH	Ownership	69.995	Allianz SE	NO	
							ACP Vermögensverwaltung GmbH & Co. KG Nr. 4	DEU	NIA	Allianz Versicherungs-Aktiengesellschaft	Ownership	19.999	Allianz SE	NO	
							ACP Vermögensverwaltung GmbH & Co. KG Nr. 4	DEU	NIA	Allianz Lebensversicherungs-Aktiengesellschaft	Ownership	9.999	Allianz SE	NO	
							ACP Vermögensverwaltung GmbH & Co. KG Nr. 4a	DEU	NIA	AZL PE Nr. 1 GmbH	Ownership	69.066	Allianz SE	NO	
							ACP Vermögensverwaltung GmbH & Co. KG Nr. 4a	DEU	NIA	Allianz Versicherungs-Aktiengesellschaft	Ownership	19.733	Allianz SE	NO	
							ACP Vermögensverwaltung GmbH & Co. KG Nr. 4a	DEU	NIA	Allianz Lebensversicherungs-Aktiengesellschaft	Ownership	11.200	Allianz SE	NO	
							ACP Vermögensverwaltung GmbH & Co. KG Nr. 4c	DEU	NIA	Allianz Capital Partners Verwaltungs GmbH	Ownership	99.996	Allianz SE	NO	
							ACP Vermögensverwaltung GmbH & Co. KG Nr. 4d	DEU	NIA	Allianz Lebensversicherungs-Aktiengesellschaft	Ownership	80.750	Allianz SE	NO	
							ACP Vermögensverwaltung GmbH & Co. KG Nr. 4d	DEU	NIA	Allianz Versicherungs-Aktiengesellschaft	Ownership	19.069	Allianz SE	NO	
							ACRE Acacia Investment Trust I	AUS	NIA	ARE Funds AZL GmbH	Ownership	45.000	Allianz SE	NO	
							ACRE Acacia Investment Trust I	AUS	NIA	ARE Funds APKV GmbH	Ownership	5.000	Allianz SE	NO	
							ACRE Acacia Management I Pty Ltd.	AUS	NIA	ARE Funds AZL GmbH	Ownership	45.000	Allianz SE	NO	
							ACRE Acacia Management I Pty Ltd.	AUS	NIA	ARE Funds APKV GmbH	Ownership	5.000	Allianz SE	NO	
							ACRE Hinoki Pte. Ltd.	SGP	NIA	Allianz Sakura Multifamily 1 Pte. Ltd.	Ownership	100.000	Allianz SE	NO	
							ACRE Sugi Pte. Ltd.	SGP	NIA	Allianz Sakura Multifamily 1 Pte. Ltd.	Ownership	100.000	Allianz SE	NO	
							ACRE Yuzu Pte. Ltd.	SGP	NIA	Allianz Sakura Multifamily 1 Pte. Ltd.	Ownership	100.000	Allianz SE	NO	
							ADAC Autoversicherung AG	DEU	IA	Allianz Versicherungs-Aktiengesellschaft	Ownership	51.000	Allianz SE	NO	
							Adamantem Capital Fund II Trust 2A	AUS	NIA	Allianz Leben Private Equity Fonds 2001 GmbH	Ownership	11.243	Allianz SE	NO	
							Adamantem Capital Fund II Trust 2A	AUS	NIA	APKV Private Equity Fonds GmbH	Ownership	0.629	Allianz SE	NO	
							ADEUS Aktienregister-Service-GmbH	DEU	NIA	Allianz SE	Ownership	79.600	Allianz SE	NO	
							ADVANIA GmbH	DEU	NIA	Allianz Deutschland AG	Ownership	60.000	Allianz SE	NO	
							Advocatus Investment Intermediate S.à r.l.	LUX	NIA	Allianz Leben Private Equity Fonds 2001 GmbH	Ownership	11.529	Allianz SE	NO	
							AEIF II S.A. SICAV-RAIF	LUX	NIA	Allianz Capital Partners GmbH	Ownership	100.000	Allianz SE	NO	
							AEON Allianz Life Insurance Co. Ltd.	JPN	IA	Allianz SE	Ownership	40.000	Allianz SE	NO	
							Aero-Fonte S.r.l.	ITA	NIA	Allianz Renewable Energy Partners Luxembourg II S.A.	Ownership	100.000	Allianz SE	NO	
							AERS Consortio Aktiengesellschaft	DEU	NIA	Allianz Lebensversicherungs-Aktiengesellschaft	Ownership	55.300	Allianz SE	NO	
							AF12 Real Estate Fund (Compartment)	LUX	NIA	Allianz Fund Investments 2 S.A. (Compartment)	Ownership	100.000	Allianz SE	NO	

ANNUAL STATEMENT FOR THE YEAR 2021 OF THE The American Insurance Company

SCHEDULE Y

PART 1A - DETAIL OF INSURANCE HOLDING COMPANY SYSTEM

1	2	3	4	5	6	7	8	9	10	11	12	13	14	15	16
Group Code	Group Name	NAIC Company Code	ID Number	Federal RSSD	CIK	Name of Securities Exchange if Publicly Traded (U.S. or International)	Names of Parent, Subsidiaries Or Affiliates	Domiciliary Location	Relationship to Reporting Entity	Directly Controlled by (Name of Entity/Person)	Type of Control (Ownership, Board, Management, Attorney-in-Fact, Influence, Other)	If Control is Ownership Provide Percentage	Ultimate Controlling Entity(ies)/Person(s)	Is an SCA Filing Required? (Yes/No)	*
							AfricaGrow GmbH & Co. geschlossene Investment KG	DEU	NIA	AZL-Argos 89 Vermögensverwaltungsgesellschaft mbH	Ownership	31.500	Allianz SE	NO	
							AfricaGrow GmbH & Co. geschlossene Investment KG	DEU	NIA	APKV-Argos 84 Vermögensverwaltungsgesellschaft mbH	Ownership	3.500	Allianz SE	NO	
							AfricaGrow GP GmbH	DEU	NIA	Allianz Global Investors GmbH	Ownership	100.000	Allianz SE	NO	
							AGA Insurance Broker (Thailand) Co. Ltd.	THA	IA	AIP Services (Thailand) Co. Ltd.	Ownership	99.970	Allianz SE	NO	
							AGCS Infrastrukturfonds GmbH	DEU	NIA	Allianz Global Corporate & Specialty SE	Ownership	100.000	Allianz SE	NO	
							AGCS-Argos 76 Vermögensverwaltungsgesellschaft mbH	DEU	NIA	Allianz Global Corporate & Specialty SE	Ownership	100.000	Allianz SE	NO	
							AGCS-Argos 86 Vermögensverwaltungsgesellschaft mbH	DEU	NIA	Allianz Global Corporate & Specialty SE	Ownership	100.000	Allianz SE	NO	
							AGF Inversiones S.A.	ARG	NIA	Allianz South America Holding B.V.	Ownership	95.000	Allianz SE	NO	
							AGF Inversiones S.A.	ARG	NIA	Allianz Europe B.V.	Ownership	5.000	Allianz SE	NO	
							AIM Commercial Growth Freehold and Leasehold Real Estate Investment Trust	THA	NIA	Allianz Ayudhya Assurance Public Company Limited	Ownership	15.625	Allianz SE	NO	
							AIM Equity EMU 1 FCP	FRA	NIA	Allianz Vie S.A.	Ownership	67.467	Allianz SE	NO	
							AIM Equity EMU 1 FCP	FRA	NIA	Allianz Retraite S.A.	Ownership	30.786	Allianz SE	NO	
							AIM Equity EMU 1 FCP	FRA	NIA	Generation Vie S.A.	Ownership	1.744	Allianz SE	NO	
							AIM Equity PG Vie	FRA	NIA	Allianz Vie S.A.	Ownership	100.000	Allianz SE	NO	
							AIM Equity US	FRA	NIA	Allianz Retraite S.A.	Ownership	58.842	Allianz SE	NO	
							AIM Equity US	FRA	NIA	Allianz Vie S.A.	Ownership	39.268	Allianz SE	NO	
							AIM Equity US	FRA	NIA	Generation Vie S.A.	Ownership	1.884	Allianz SE	NO	
							Aldevo Feeder KB - FV	SWE	NIA	Allianz Leben Private Equity Fonds 2001 GmbH	Ownership	12.974	Allianz SE	NO	
							Aldevo Feeder KB - FV	SWE	NIA	AZ-SGD Private Equity Fonds GmbH	Ownership	0.925	Allianz SE	NO	
							ALIDA Grundstücker-Gesellschaft mbH & Co. KG	DEU	NIA	Allianz Lebensversicherungs-Aktiengesellschaft	Ownership	55.000	Allianz SE	NO	
							ALIDA Grundstücker-Gesellschaft mbH & Co. KG	DEU	NIA	Allianz Private Krankenversicherungs-Aktiengesellschaft	Ownership	14.400	Allianz SE	NO	
							ALIDA Grundstücker-Gesellschaft mbH & Co. KG	DEU	NIA	Allianz Versicherungs-Aktiengesellschaft	Ownership	13.950	Allianz SE	NO	
							ALIDA Grundstücker-Gesellschaft mbH & Co. KG	DEU	NIA	Allianz Pensionskasse Aktiengesellschaft	Ownership	6.750	Allianz SE	NO	
							ALIDA Grundstücker-Gesellschaft mbH & Co. KG	DEU	NIA	Allianz Global Corporate & Specialty SE	Ownership	4.725	Allianz SE	NO	
							Alliee-Center Kft.	HUN	NIA	Allianz Lebensversicherungs-Aktiengesellschaft	Ownership	35.000	Allianz SE	NO	
							Alliee-Center Kft.	HUN	NIA	Allianz Versicherungs-Aktiengesellschaft	Ownership	15.000	Allianz SE	NO	
							Alllegro Fund III LP	AUS	NIA	Allianz Leben Private Equity Fonds 2001 GmbH	Ownership	9.938	Allianz SE	NO	
							Alllegro Fund III LP	AUS	NIA	APKV Private Equity Fonds GmbH	Ownership	2.042	Allianz SE	NO	
							Alllegro Fund III LP	AUS	NIA	AZ-SGD Private Equity Fonds GmbH	Ownership	1.525	Allianz SE	NO	
							Alllegro Fund III Side Car Trusts MIT	AUS	NIA	Allianz Leben Private Equity Fonds 2001 GmbH	Ownership	15.647	Allianz SE	NO	
							Alllegro Fund III Side Car Trusts MIT	AUS	NIA	APKV Private Equity Fonds GmbH	Ownership	3.215	Allianz SE	NO	
							Alllegro Fund III Side Car Trusts MIT	AUS	NIA	AZ-SGD Private Equity Fonds GmbH	Ownership	2.401	Allianz SE	NO	
							Alliant Tax Credit Fund 107 LP	US	NIA	Allianz Life Insurance Company of North America	Ownership	28.130	Allianz SE	NO	
							Alliant Tax Credit Fund 83 Ltd.	US	NIA	Allianz Life Insurance Company of North America	Ownership	20.100	Allianz SE	NO	
							Alliant Tax Credit Fund 89 Ltd.	US	NIA	Allianz Life Insurance Company of North America	Ownership	28.000	Allianz SE	NO	
							Alliant Tax Credit Fund 92 LP	US	NIA	Allianz Life Insurance Company of North America	Ownership	13.000	Allianz SE	NO	
							Alliant Tax Credit Fund 94 LP	US	NIA	Allianz Life Insurance Company of North America	Ownership	18.000	Allianz SE	NO	

ANNUAL STATEMENT FOR THE YEAR 2021 OF THE The American Insurance Company

SCHEDULE Y

PART 1A - DETAIL OF INSURANCE HOLDING COMPANY SYSTEM

1	2	3	4	5	6	7	8	9	10	11	12	13	14	15	16
Group Code	Group Name	NAIC Company Code	ID Number	Federal RSSD	CIK	Name of Securities Exchange if Publicly Traded (U.S. or International)	Names of Parent, Subsidiaries Or Affiliates	Domi-ciliary Location	Relation-ship to Reporting Entity	Directly Controlled by (Name of Entity/Person)	Type of Control (Ownership, Board, Management, Attorney-in-Fact, Influence, Other)	If Control is Ownership Provide Percentage	Ultimate Controlling Entity(ies)/Person(s)	Is an SCA Filing Re-quired? (Yes/No)	*
							Alliant Tax Credit Fund 96 LP	US	NIA	Alliant Life Insurance Company of North America	Ownership	22.300	Alliant SE	NO	
							Alliant - Slovenská DSS a.s.	SVK	NIA	Alliant-Slovenská poisťovna a.s.	Ownership	100.000	Alliant SE	NO	
							Alliant (UK) Limited	GBR	NIA	Alliant Europe Ltd.	Ownership	66.667	Alliant SE	NO	
							Alliant (UK) Limited	GBR	NIA	Alliant SE	Ownership	33.333	Alliant SE	NO	
							Alliant 001 S.r.l.	ITA	NIA	Intermediass S.r.l.	Ownership	51.000	Alliant SE	NO	
							Alliant 002 S.r.l.	ITA	NIA	Intermediass S.r.l.	Ownership	51.000	Alliant SE	NO	
							Alliant 003 S.r.l.	ITA	NIA	Intermediass S.r.l.	Ownership	51.000	Alliant SE	NO	
							Alliant 004 S.r.l.	ITA	NIA	Intermediass S.r.l.	Ownership	51.000	Alliant SE	NO	
							Alliant 071 S.r.l.	ITA	NIA	Intermediass S.r.l.	Ownership	51.000	Alliant SE	NO	
							Alliant 101 S.r.l.	ITA	NIA	Intermediass S.r.l.	Ownership	51.000	Alliant SE	NO	
							Alliant 311 S.r.l.	ITA	NIA	Intermediass S.r.l.	Ownership	51.000	Alliant SE	NO	
							Alliant 351 S.r.l.	ITA	NIA	Intermediass S.r.l.	Ownership	51.000	Alliant SE	NO	
							Alliant 371 S.r.l.	ITA	NIA	Intermediass S.r.l.	Ownership	51.000	Alliant SE	NO	
							Alliant 421 S.r.l.	ITA	NIA	Intermediass S.r.l.	Ownership	51.000	Alliant SE	NO	
							Alliant 481 S.r.l.	ITA	NIA	Intermediass S.r.l.	Ownership	51.000	Alliant SE	NO	
							Alliant 671 S.r.l.	ITA	NIA	Intermediass S.r.l.	Ownership	51.000	Alliant SE	NO	
							Alliant 871 S.r.l.	ITA	NIA	Intermediass S.r.l.	Ownership	51.000	Alliant SE	NO	
							Alliant 901 S.r.l.	ITA	NIA	Intermediass S.r.l.	Ownership	51.000	Alliant SE	NO	
							Alliant AADB Fonds	DEU	IA	Alliant Versicherungs-Aktiengesellschaft	Ownership	100.000	Alliant SE	NO	
							Alliant Actio France	FRA	IA	Alliant Vie S.A.	Ownership	81.083	Alliant SE	NO	
							Alliant Actions Aéquitas	FRA	IA	Alliant Vie S.A.	Ownership	57.980	Alliant SE	NO	
							Alliant Actions Aéquitas	FRA	IA	Alliant Retraite S.A.	Ownership	3.637	Alliant SE	NO	
							Alliant Actions Emergentes	FRA	IA	Alliant Vie S.A.	Ownership	93.455	Alliant SE	NO	
							Alliant Actions Euro	FRA	IA	Alliant Vie S.A.	Ownership	33.238	Alliant SE	NO	
							Alliant Actions Euro	FRA	IA	Alliant Retraite S.A.	Ownership	9.227	Alliant SE	NO	
							Alliant Actions Euro Convictions	FRA	IA	Alliant Vie S.A.	Ownership	46.515	Alliant SE	NO	
							Alliant Actions Euro Convictions	FRA	IA	Alliant Retraite S.A.	Ownership	12.028	Alliant SE	NO	
							Alliant Actions France	FRA	IA	Alliant Vie S.A.	Ownership	46.156	Alliant SE	NO	
							Alliant Actions France	FRA	IA	Alliant Retraite S.A.	Ownership	3.913	Alliant SE	NO	
							Alliant ADAC AV Fonds	DEU	NIA	ADAC Autoversicherung AG	Ownership	100.000	Alliant SE	NO	
							Alliant Advisory Pte. Ltd.	SGP	NIA	Alliant Insurance Singapore Pte. Ltd.	Ownership	100.000	Alliant SE	NO	
							Alliant Africa Financial Services S.à r.l.	MAR	NIA	Alliant SE	Ownership	100.000	Alliant SE	NO	
							Alliant Africa Holding GmbH	DEU	NIA	Alliant SE	Ownership	100.000	Alliant SE	NO	
							Alliant Africa SAS	FRA	NIA	Alliant Africa Holding GmbH	Ownership	100.000	Alliant SE	NO	
							Alliant Africa Services SA	CIV	NIA	Alliant Technology SE	Ownership	100.000	Alliant SE	NO	
							Alliant Air France IFC	FRA	IA	Alliant Retraite S.A.	Ownership	99.999	Alliant SE	NO	
							Alliant AKR Fonds	DEU	NIA	Alliant Private Krankenversicherungs-Aktiengesellschaft	Ownership	100.000	Alliant SE	NO	
							Alliant Alapkezelő Zrt.	HUN	NIA	Alliant Hungária Biztosító Zrt.	Ownership	100.000	Alliant SE	NO	
							Alliant ALD Fonds	DEU	IA	Alliant Lebensversicherungs-Aktiengesellschaft	Ownership	100.000	Alliant SE	NO	
							Alliant All China Equity	LUX	NIA	Alliant Vie S.A.	Ownership	17.865	Alliant SE	NO	
							Alliant All China Equity	LUX	NIA	Alliant Retraite S.A.	Ownership	10.204	Alliant SE	NO	
							Alliant Allvest Invest SICAV-SIF - Allvest Active Invest	LUX	IA	Alliant Lebensversicherungs-Aktiengesellschaft	Ownership	97.570	Alliant SE	NO	
							Alliant Allvest Invest SICAV-SIF - Allvest Passive Invest	LUX	IA	Alliant Lebensversicherungs-Aktiengesellschaft	Ownership	98.980	Alliant SE	NO	
							Alliant APAV Fonds	DEU	IA	Alliant Pensionskasse Aktiengesellschaft	Ownership	100.000	Alliant SE	NO	
			AA-2134109				Alliant Argentina Compañía de Seguros Generales S.A.	ARG	IA	Alliant South America Holding B.V.	Ownership	98.978	Alliant SE	NO	
			AA-2134109				Alliant Argentina Compañía de Seguros Generales S.A.	ARG	IA	AGF Inversiones S.A.	Ownership	1.022	Alliant SE	NO	
							Alliant Asac Actions	FRA	IA	Alliant Vie S.A.	Ownership	99.993	Alliant SE	NO	

ANNUAL STATEMENT FOR THE YEAR 2021 OF THE The American Insurance Company

SCHEDULE Y

PART 1A - DETAIL OF INSURANCE HOLDING COMPANY SYSTEM

1	2	3	4	5	6	7	8	9	10	11	12	13	14	15	16
Group Code	Group Name	NAIC Company Code	ID Number	Federal RSSD	CIK	Name of Securities Exchange if Publicly Traded (U.S. or International)	Names of Parent, Subsidiaries Or Affiliates	Domiciliary Location	Relationship to Reporting Entity	Directly Controlled by (Name of Entity/Person)	Type of Control (Ownership, Board, Management, Attorney-in-Fact, Influence, Other)	If Control is Ownership Provide Percentage	Ultimate Controlling Entity(ies)/Person(s)	Is an SCA Filing Required? (Yes/No)	*
							Allianz Asia Holding Pte. Ltd.	SGP	NIA	Allianz Finance II Luxembourg S.à r.l.	Ownership	100.000	Allianz SE	NO	
							Allianz Asia Pacific Private Credit Debt Holdings S.à r.l.	LUX	NIA	Allianz-Asia Private Credit Funds S.A. SICAV-RAIF (Compartment III)	Ownership	100.000	Allianz SE	NO	
							Allianz Asia Private Credit Funds S.A. SICAV-RAIF	LUX	NIA	Allianz Global Investors GmbH	Ownership	100.000	Allianz SE	NO	
							Allianz Asia Private Credit Funds S.A. SICAV-RAIF (Compartment III)	LUX	NIA	Allianz VGL Fonds	Ownership	100.000	Allianz SE	NO	
							Allianz Asset Management GmbH	DEU	NIA	Allianz SE	Ownership	74.779	Allianz SE	NO	
							Allianz Asset Management GmbH	DEU	NIA	Allianz Finanzbeteiligungs GmbH	Ownership	25.221	Allianz SE	NO	
							Allianz Australia Claim Services Pty Limited	AUS	IA	Allianz Australia Insurance Limited	Ownership	100.000	Allianz SE	NO	
							Allianz Australia Employee Share Plan Pty Ltd.	AUS	NIA	Allianz Australia Limited	Ownership	100.000	Allianz SE	NO	
							Allianz Australia General Insurance Limited	AUS	IA	Allianz Australia Insurance Limited	Ownership	100.000	Allianz SE	NO	
			AA-1930610				Allianz Australia General Insurance Services Limited	AUS	NIA	Allianz Australia Services Pty Limited	Ownership	100.000	Allianz SE	NO	
							Allianz Australia Insurance Limited	AUS	IA	Allianz Australia Limited	Ownership	100.000	Allianz SE	NO	
							Allianz Australia Life Insurance Holdings Limited	AUS	NIA	Allianz Europe B.V.	Ownership	100.000	Allianz SE	NO	
							Allianz Australia Life Insurance Limited	AUS	NIA	Allianz Australia Life Insurance Holdings Limited	Ownership	100.000	Allianz SE	NO	
							Allianz Australia Limited	AUS	IA	Allianz Europe B.V.	Ownership	100.000	Allianz SE	NO	
							Allianz Australia Partnership Services Pty Limited	AUS	NIA	Allianz Australia Limited	Ownership	100.000	Allianz SE	NO	
							Allianz Australia Services Pty Limited	AUS	NIA	Allianz Australia Limited	Ownership	100.000	Allianz SE	NO	
							Allianz Australia Workers Compensation (NSW) Limited	AUS	NIA	Allianz Australia Insurance Limited	Ownership	100.000	Allianz SE	NO	
							Allianz Australia Workers' Compensation (Victoria) Limited	AUS	NIA	Allianz Australia Insurance Limited	Ownership	100.000	Allianz SE	NO	
							Allianz Australian Real Estate Trust	AUS	NIA	Allianz Lebensversicherungs-Aktiengesellschaft	Ownership	78.921	Allianz SE	NO	
							Allianz Australian Real Estate Trust	AUS	NIA	Allianz Private Krankenversicherungs-Aktiengesellschaft	Ownership	10.989	Allianz SE	NO	
							Allianz Australian Real Estate Trust	AUS	NIA	Allianz Versicherungs-Aktiengesellschaft	Ownership	9.990	Allianz SE	NO	
							Allianz Ayudhya Assurance Public Company Limited	THA	IA	CPRN Thailand Ltd.	Ownership	34.745	Allianz SE	NO	
							Allianz Ayudhya Assurance Public Company Limited	THA	IA	Allianz SE	Ownership	31.970	Allianz SE	NO	
							Allianz Ayudhya Assurance Public Company Limited	THA	IA	Allianz SE	Ownership	16.102	Allianz SE	NO	
							Allianz Ayudhya Capital Public Company Limited	THA	NIA	Allianz SE	Ownership	38.932	Allianz SE	NO	
							Allianz Ayudhya Capital Public Company Limited	THA	NIA	CPRN Thailand Ltd.	Ownership	9.615	Allianz SE	NO	
							Allianz Ayudhya General Insurance Public Company Limited	THA	IA	Allianz SE	Ownership	100.000	Allianz SE	NO	
				3807639			Allianz AZL Vermögensverwaltung GmbH & Co. KG	DEU	NIA	Allianz Deutschland AG	Ownership	100.000	Allianz SE	NO	
							Allianz Bank Bulgaria AD	BGR	NIA	Allianz Bulgaria Holding AD	Ownership	99.991	Allianz SE	NO	
							Allianz Bank Financial Advisors S.p.A.	ITA	NIA	Allianz S.p.A.	Ownership	100.000	Allianz SE	NO	
							Allianz Banque S.A.	FRA	NIA	Allianz France S.A.	Ownership	100.000	Allianz SE	NO	
							Allianz Benelux S.A.	BEL	IA	Allianz Nederland Groep N.V.	Ownership	100.000	Allianz SE	NO	
							Allianz Beratungs- und Vertriebs-AG	DEU	NIA	Allianz Deutschland AG	Ownership	100.000	Allianz SE	NO	
							Allianz Best Styles Europe Equity	LUX	NIA	Allianz Vie S.A.	Ownership	18.396	Allianz SE	NO	

ANNUAL STATEMENT FOR THE YEAR 2021 OF THE The American Insurance Company

SCHEDULE Y

PART 1A - DETAIL OF INSURANCE HOLDING COMPANY SYSTEM

1	2	3	4	5	6	7	8	9	10	11	12	13	14	15	16
Group Code	Group Name	NAIC Company Code	ID Number	Federal RSSD	CIK	Name of Securities Exchange if Publicly Traded (U.S. or International)	Names of Parent, Subsidiaries Or Affiliates	Domi-ciliary Location	Relation-ship to Reporting Entity	Directly Controlled by (Name of Entity/Person)	Type of Control (Ownership, Board, Management, Attorney-in-Fact, Influence, Other)	If Control is Ownership Provide Percentage	Ultimate Controlling Entity(ies)/Person(s)	Is an SCA Filing Re-quired? (Yes/No)	*
							Allianz Best Styles Global Equity	LUX	NIA	Allianz Vie S.A.	Ownership.....	11.695	Allianz SE	NO	
							Allianz Best Styles Global Equity	LUX	NIA	Allianz Retraite S.A.	Ownership.....	2.498	Allianz SE	NO	
							Allianz Best Styles US Equity	LUX	NIA	Allianz Vie S.A.	Ownership.....	6.745	Allianz SE	NO	
							Allianz Best Styles US Equity	LUX	NIA	Allianz Retraite S.A.	Ownership.....	6.105	Allianz SE	NO	
							Allianz Better World Defensive	LUX	NIA	Allianz Lebensversicherungs- Aktiengesellschaft	Ownership.....	54.370	Allianz SE	NO	
							Allianz Better World Defensive	LUX	NIA	Allianz Benelux S.A.	Ownership.....	18.858	Allianz SE	NO	
							Allianz Better World Defensive	LUX	NIA	Allianz IARD S.A.	Ownership.....	18.123	Allianz SE	NO	
							Allianz Better World Dynamic	LUX	NIA	Allianz Lebensversicherungs- Aktiengesellschaft	Ownership.....	49.220	Allianz SE	NO	
							Allianz Better World Dynamic	LUX	NIA	Allianz Benelux S.A.	Ownership.....	19.023	Allianz SE	NO	
							Allianz Better World Dynamic	LUX	NIA	Allianz IARD S.A.	Ownership.....	16.407	Allianz SE	NO	
							Allianz Better World Moderate	LUX	NIA	Allianz Lebensversicherungs- Aktiengesellschaft	Ownership.....	50.500	Allianz SE	NO	
							Allianz Better World Moderate	LUX	NIA	Allianz Benelux S.A.	Ownership.....	18.971	Allianz SE	NO	
							Allianz Better World Moderate	LUX	NIA	Allianz IARD S.A.	Ownership.....	16.833	Allianz SE	NO	
							Allianz Bonds Euro High Yield	FRA	NIA	Allianz Vie S.A.	Ownership.....	93.240	Allianz SE	NO	
							Allianz Bonds Euro High Yield	FRA	NIA	Allianz Retraite S.A.	Ownership.....	6.058	Allianz SE	NO	
							Allianz Bonds Euro High Yield	FRA	NIA	Generation Vie S.A.	Ownership.....	0.702	Allianz SE	NO	
							Allianz Brasil Seguradora S.A.	BRA	IA	Allianz Seguros S.A.	Ownership.....	100.000	Allianz SE	NO	
			AA-9184100				Allianz Bulgaria Holding AD	BGR	NIA	Allianz Holding eins GmbH	Ownership.....	66.157	Allianz SE	NO	
							Allianz Business Services Limited	GBR	NIA	Allianz Holdings plc	Ownership.....	100.000	Allianz SE	NO	
							Allianz Cameroun Assurances SA	CMR	IA	Allianz Africa SAS	Ownership.....	70.803	Allianz SE	NO	
							Allianz Cameroun Assurances SA	CMR	IA	Allianz Cameroun Assurances Vie SA	Ownership.....	4.629	Allianz SE	NO	
							Allianz Cameroun Assurances Vie SA	CMR	IA	Allianz Africa SAS	Ownership.....	76.444	Allianz SE	NO	
							Allianz Capital Partners GmbH	DEU	NIA	Allianz Global Investors Holdings GmbH	Ownership.....	100.000	Allianz SE	NO	
							Allianz Capital Partners of America LLC	US	NIA	Allianz Global Investors U.S. Holdings LLC	Ownership.....	100.000	Allianz SE	NO	
							Allianz Capital Partners Verwaltungs GmbH	DEU	NIA	Allianz Lebensversicherungs- Aktiengesellschaft	Ownership.....	84.507	Allianz SE	NO	
							Allianz Capital Partnrs Verwaltungs GmbH	DEU	NIA	Allianz Versicherungs-Aktiengesellschaft	Ownership.....	15.142	Allianz SE	NO	
							Allianz Carbon Investments B.V.	NLD	NIA	Allianz SE	Ownership.....	100.000	Allianz SE	NO	
							Allianz Cash SAS	FRA	NIA	Allianz France S.A.	Ownership.....	100.000	Allianz SE	NO	
							Allianz Chicago Private Reit LP	US	NIA	Allianz US Private REIT LP	Ownership.....	80.800	Allianz SE	NO	
							Allianz Chicago Private Reit LP	US	NIA	APKV US Private REIT LP	Ownership.....	14.200	Allianz SE	NO	
							Allianz Chicago Private Reit LP	US	NIA	AZ Vers US Private REIT LP	Ownership.....	5.000	Allianz SE	NO	
							Allianz China Insurance Holding Limited	CHN	NIA	Allianz SE	Ownership.....	100.000	Allianz SE	NO	
							Allianz China Life Insurance Co. Ltd.	CHN	IA	Allianz China Insurance Holding Limited	Ownership.....	100.000	Allianz SE	NO	
							Allianz Clean Planet	LUX	NIA	Allianz Lebensversicherungs- Aktiengesellschaft	Ownership.....	41.090	Allianz SE	NO	
							Allianz Climate Solutions GmbH	DEU	NIA	Allianz SE	Ownership.....	100.000	Allianz SE	NO	
							Allianz Climate Transition	LUX	NIA	Allianz Vie S.A.	Ownership.....	36.348	Allianz SE	NO	
							Allianz Climate Transition	LUX	NIA	Allianz Retraite S.A.	Ownership.....	3.126	Allianz SE	NO	
							Allianz Colombia S.A.	COL	NIA	Allianz South America Holding B.V.	Ownership.....	94.056	Allianz SE	NO	
							Allianz Colombia S.A.	COL	NIA	Allianz France S.A.	Ownership.....	5.933	Allianz SE	NO	
							Allianz Compañía de Seguros y Reaseguros S.A.	ESP	NIA	Allianz Europe B.V.	Ownership.....	99.924	Allianz SE	NO	
							Allianz Core Dividend	FRA	NIA	Allianz IARD S.A.	Ownership.....	99.999	Allianz SE	NO	
							Allianz Côte d'Ivoire Assurances SA	CIV	IA	Allianz Africa SAS	Ownership.....	73.235	Allianz SE	NO	
							Allianz Côte d'Ivoire Assurances SA	CIV	IA	Allianz Côte d'Ivoire Assurances Vie SA	Ownership.....	0.834	Allianz SE	NO	
							Allianz Côte d'Ivoire Assurances Vie SA	CIV	IA	Allianz Africa SAS	Ownership.....	70.010	Allianz SE	NO	
							Allianz Côte d'Ivoire Assurances Vie SA	CIV	IA	Allianz Côte d'Ivoire Assurances SA	Ownership.....	1.016	Allianz SE	NO	
							Allianz Creactions 1	FRA	IA	Allianz Retraite S.A.	Ownership.....	100.000	Allianz SE	NO	
							Allianz Creactions II	FRA	IA	Allianz Retraite S.A.	Ownership.....	99.999	Allianz SE	NO	

ANNUAL STATEMENT FOR THE YEAR 2021 OF THE The American Insurance Company

SCHEDULE Y

PART 1A - DETAIL OF INSURANCE HOLDING COMPANY SYSTEM

1	2	3	4	5	6	7	8	9	10	11	12	13	14	15	16
Group Code	Group Name	NAIC Company Code	ID Number	Federal RSSD	CIK	Name of Securities Exchange if Publicly Traded (U.S. or International)	Names of Parent, Subsidiaries Or Affiliates	Domi-ciliary Location	Relation-ship to Reporting Entity	Directly Controlled by (Name of Entity/Person)	Type of Control (Ownership, Board, Management, Attorney-in-Fact, Influence, Other)	If Control is Ownership Provide Percentage	Ultimate Controlling Entity(ies)/Person(s)	Is an SCA Filing Re-quired? (Yes/No)	*
							Allianz Credit Opportunities Plus	LUX	NIA	Allianz Vie S.A.	Ownership	15.158	Allianz SE	NO	
							Allianz Credit Opportunities Plus	LUX	NIA	Allianz Lebensversicherungs-Aktiengesellschaft	Ownership	10.410	Allianz SE	NO	
							Allianz Credit Opportunities Plus	LUX	NIA	Allianz IARD S.A.	Ownership	5.271	Allianz SE	NO	
							Allianz Credit Opportunities Plus	LUX	NIA	Allianz Retraite S.A.	Ownership	0.503	Allianz SE	NO	
							Allianz Crowdfunding Fund I FPCI	FRA	NIA	Allianz Vie S.A.	Ownership	100.000	Allianz SE	NO	
							Allianz Crowdfunding FSP1	FRA	NIA	Allianz IARD S.A.	Ownership	100.000	Allianz SE	NO	
							Allianz Cyber Security	LUX	NIA	Allianz Lebensversicherungs-Aktiengesellschaft	Ownership	22.320	Allianz SE	NO	
							Allianz Cyber Security	LUX	NIA	Allianz IARD S.A.	Ownership	6.362	Allianz SE	NO	
							Allianz Debt Fund FPS	FRA	NIA	Allianz Debt Fund SCSp SICAV-SIF	Ownership	100.000	Allianz SE	NO	
							Allianz Debt Fund S.à r.l.	LUX	NIA	Allianz Investment Management SE	Ownership	100.000	Allianz SE	NO	
							Allianz Debt Fund SCSp SICAV-SIF	LUX	NIA	ARE Funds AZL GmbH	Ownership	77.868	Allianz SE	NO	
							Allianz Debt Fund SCSp SICAV-SIF	LUX	NIA	ARE Funds APKV GmbH	Ownership	8.294	Allianz SE	NO	
							Allianz Debt Fund SCSp SICAV-SIF	LUX	NIA	Allianz IARD S.A.	Ownership	1.700	Allianz SE	NO	
							Allianz Debt Fund SCSp SICAV-SIF	LUX	NIA	Allianz Lebensversicherungs-Aktiengesellschaft	Ownership	1.617	Allianz SE	NO	
							Allianz Debt Fund SCSp SICAV-SIF	LUX	NIA	Allianz Vie S.A.	Ownership	1.428	Allianz SE	NO	
							Allianz Debt Fund SCSp SICAV-SIF	LUX	NIA	Allianz Versicherungs-Aktiengesellschaft	Ownership	1.007	Allianz SE	NO	
							Allianz Debt Fund SCSp SICAV-SIF	LUX	NIA	Euler Hermes S.A.	Ownership	0.923	Allianz SE	NO	
							Allianz Debt Fund SCSp SICAV-SIF	LUX	NIA	Allianz Global Corporate & Specialty SE	Ownership	0.674	Allianz SE	NO	
							Allianz Debt Investments PCREL S.à r.l.	LUX	NIA	Allianz Debt Investments SCSp SICAV-SIF	Ownership	100.000	Allianz SE	NO	
							Allianz Debt Investments S.à r.l.	LUX	NIA	Allianz Investment Management SE	Ownership	100.000	Allianz SE	NO	
							Allianz Debt Investments SCSp SICAV-SIF	LUX	NIA	AZL-Argos 83	Ownership	73.667	Allianz SE	NO	
							Allianz Debt Investments SCSp SICAV-SIF	LUX	NIA	Vermögensverwaltungsgesellschaft mbH	Ownership	9.667	Allianz SE	NO	
							Allianz Debt Investments SCSp SICAV-SIF	LUX	NIA	APKV-Argos 84	Ownership	5.000	Allianz SE	NO	
							Allianz Debt Investments SCSp SICAV-SIF	LUX	NIA	Vermögensverwaltungsgesellschaft mbH	Ownership	5.000	Allianz SE	NO	
							Allianz Debt Investments SCSp SICAV-SIF	LUX	NIA	Allianz Versicherungs-Aktiengesellschaft	Ownership	5.000	Allianz SE	NO	
							Allianz Debt Investments SCSp SICAV-SIF	LUX	NIA	AZV-Argos 82	Ownership	5.000	Allianz SE	NO	
							Allianz Debt Investments SCSp SICAV-SIF	LUX	NIA	Vermögensverwaltungsgesellschaft mbH	Ownership	3.333	Allianz SE	NO	
							Allianz Debt Investments SCSp SICAV-SIF	LUX	NIA	Allianz IARD S.A.	Ownership	3.333	Allianz SE	NO	
							Allianz Deutschland AG	DEU	NIA	Allianz Vie S.A.	Ownership	100.000	Allianz SE	NO	
							Allianz Digital Health GmbH	DEU	NIA	Allianz SE	Ownership	100.000	Allianz SE	NO	
							Allianz Digital Health GmbH	DEU	NIA	Allianz SE	Ownership	100.000	Allianz SE	NO	
							Allianz Digital Services Pte. Ltd.	SGP	NIA	Allianz Asia Holding Pte. Ltd.	Ownership	100.000	Allianz SE	NO	
							Allianz Direct Fonds	DEU	NIA	Allianz Direct Versicherungs-AG	Ownership	100.000	Allianz SE	NO	
							Allianz Direct S.p.A.	ITA	IA	Allianz Direct Versicherungs-AG	Ownership	99.990	Allianz SE	NO	
							Allianz Direct Versicherungs-AG	DEU	IA	Allianz SE	Ownership	100.000	Allianz SE	NO	
							Allianz DLVR Fonds	DEU	IA	Deutsche Lebensversicherungs-Aktiengesellschaft	Ownership	100.000	Allianz SE	NO	
							Allianz do Brasil Participações Ltda.	BRA	NIA	Allianz South America Holding B.V.	Ownership	100.000	Allianz SE	NO	
							Allianz EEE Fonds	DEU	IA	Allianz Lebensversicherungs-Aktiengesellschaft	Ownership	100.000	Allianz SE	NO	
							Allianz EFU Health Insurance Ltd.	PAK	IA	Allianz SE	Ownership	49.000	Allianz SE	NO	
							Allianz Eiffel Square Kft.	HUN	NIA	Allianz SE	Ownership	70.000	Allianz SE	NO	
							Allianz Eiffel Square Kft.	HUN	NIA	Allianz Finance VII Luxembourg S.A.	Ownership	30.000	Allianz SE	NO	
							Allianz Elementar Lebensversicherungs-Aktiengesellschaft	AUT	IA	YAO NEIREP Investments S.A.	Ownership	100.000	Allianz SE	NO	
							Allianz Elementar Versicherungs-Aktiengesellschaft	AUT	IA	Allianz Elementar Versicherungs-Aktiengesellschaft	Ownership	100.000	Allianz SE	NO	
			AA-1220068				Allianz Holding eins GmbH	AUT	IA	Allianz Holding eins GmbH	Ownership	100.000	Allianz SE	NO	
							Allianz EM Loans S.C.S.	LUX	NIA	Allianz Lebensversicherungs-Aktiengesellschaft	Ownership	66.667	Allianz SE	NO	
							Allianz EM Loans S.C.S.	LUX	NIA	Allianz Versicherungs-Aktiengesellschaft	Ownership	11.111	Allianz SE	NO	
							Allianz EM Loans S.C.S.	LUX	NIA	Allianz Global Corporate & Specialty SE	Ownership	11.111	Allianz SE	NO	

ANNUAL STATEMENT FOR THE YEAR 2021 OF THE The American Insurance Company

SCHEDULE Y

PART 1A - DETAIL OF INSURANCE HOLDING COMPANY SYSTEM

1	2	3	4	5	6	7	8	9	10	11	12	13	14	15	16
Group Code	Group Name	NAIC Company Code	ID Number	Federal RSSD	CIK	Name of Securities Exchange if Publicly Traded (U.S. or International)	Names of Parent, Subsidiaries Or Affiliates	Domi-ciliary Location	Relation-ship to Reporting Entity	Directly Controlled by (Name of Entity/Person)	Type of Control (Ownership, Board, Management, Attorney-in-Fact, Influence, Other)	If Control is Ownership Provide Percentage	Ultimate Controlling Entity(ies)/Person(s)	Is an SCA Filing Re-quired? (Yes/No)	*
							Allianz EM Loans S.C.S.	LUX	NIA	Allianz Private Krankenversicherungs-Aktiengesellschaft	Ownership	11.111	Allianz SE	NO	
							Allianz Emerging Markets Sovereign Bond	LUX	NIA	Allianz Vie S.A.	Ownership	10.079	Allianz SE	NO	
							Allianz Emerging Markets SRI Corporate Bond	LUX	IA	Allianz Lebensversicherungs-Aktiengesellschaft	Ownership	21.310	Allianz SE	NO	
							Allianz Engineering Inspection Services Limited	GBR	NIA	Allianz Holdings plc	Ownership	100.000	Allianz SE	NO	
							Allianz EP GmbH	DEU	NIA	Allianz Deutschland AG	Ownership	100.000	Allianz SE	NO	
							Allianz Equity Emerging Markets 1	FRA	NIA	Allianz Vie S.A.	Ownership	60.774	Allianz SE	NO	
							Allianz Equity Emerging Markets 1	FRA	NIA	Allianz Retraite S.A.	Ownership	39.203	Allianz SE	NO	
							Allianz Equity Investments Ltd.	GBR	NIA	Allianz Insurance plc	Ownership	100.000	Allianz SE	NO	
							Allianz Esa EuroShip GmbH	DEU	NIA	Allianz Versicherungs-Aktiengesellschaft	Ownership	51.000	Allianz SE	NO	
							Allianz Esa GmbH	DEU	NIA	Allianz Versicherungs-Aktiengesellschaft	Ownership	100.000	Allianz SE	NO	
							Allianz Euro Core Infrastructure Debt GP S.à r.l.	LUX	NIA	Allianz Global Investors GmbH	Ownership	100.000	Allianz SE	NO	
							Allianz Euro Credit Risk Control	LUX	NIA	Allianz Lebensversicherungs-Aktiengesellschaft	Ownership	63.020	Allianz SE	NO	
							Allianz Euro Credit Risk Control	LUX	NIA	Allianz IARD S.A.	Ownership	33.931	Allianz SE	NO	
							Allianz Euro Oblig Court Terme ISR	FRA	NIA	Allianz Vie S.A.	Ownership	13.121	Allianz SE	NO	
							Allianz Euro Oblig Court Terme ISR	FRA	NIA	Allianz Retraite S.A.	Ownership	1.320	Allianz SE	NO	
							Allianz Europe Conviction Equity	LUX	NIA	Allianz Retraite S.A.	Ownership	52.664	Allianz SE	NO	
							Allianz Europe Conviction Equity	LUX	NIA	Allianz Vie S.A.	Ownership	0.994	Allianz SE	NO	
			3808579				Allianz Europe Ltd.	NLD	NIA	Allianz Europe B.V.	Ownership	100.000	Allianz SE	NO	
							Allianz Europe Mid Cap Equity	LUX	NIA	Allianz Vie S.A.	Ownership	18.777	Allianz SE	NO	
							Allianz Europe Small and Micro Cap Equity	LUX	NIA	Allianz Vie S.A.	Ownership	99.999	Allianz SE	NO	
							Allianz Europe Small Cap Equity	LUX	NIA	Allianz Vie S.A.	Ownership	17.019	Allianz SE	NO	
							Allianz Europe Small Cap Equity	LUX	NIA	Allianz Retraite S.A.	Ownership	8.351	Allianz SE	NO	
							Allianz European Equity Dividend	FRA	IA	Allianz Vie S.A.	Ownership	21.274	Allianz SE	NO	
							Allianz European Infrastructure II GP S.à r.l.	LUX	NIA	Allianz Capital Partners GmbH	Ownership	100.000	Allianz SE	NO	
							Allianz European Private Credit Fund II	LUX	NIA	Allianz Vie S.A.	Ownership	11.394	Allianz SE	NO	
							Allianz European Private Credit Fund II	LUX	NIA	Allianz Elementar Versicherungs-Aktiengesellschaft	Ownership	3.798	Allianz SE	NO	
							Allianz European Private Credit Fund II	LUX	NIA	Allianz IARD S.A.	Ownership	3.798	Allianz SE	NO	
							Allianz FAD Fonds	DEU	IA	Allianz Versicherungs-Aktiengesellschaft	Ownership	100.000	Allianz SE	NO	
							Allianz Finance Actions France	FRA	IA	Allianz Vie S.A.	Ownership	25.624	Allianz SE	NO	
							Allianz Finance II B.V.	NLD	NIA	Allianz SE	Ownership	100.000	Allianz SE	NO	
							Allianz Finance II Luxembourg S.à r.l.	LUX	NIA	Allianz SE	Ownership	100.000	Allianz SE	NO	
					1355562		Allianz Finance III B.V.	NLD	NIA	Allianz SE	Ownership	100.000	Allianz SE	NO	
							Allianz Finance IV Luxembourg S.à r.l.	LUX	NIA	Allianz Finance II Luxembourg S.à r.l.	Ownership	100.000	Allianz SE	NO	
							Allianz Finance IX Luxembourg S.A.	LUX	NIA	Allianz Leben Real Estate Holding II S.à r.l.	Ownership	90.000	Allianz SE	NO	
							Allianz Finance IX Luxembourg S.A.	LUX	NIA	AZ Euro Investments II S.à r.l.	Ownership	10.000	Allianz SE	NO	
							Allianz Finance Pty Ltd.	AUS	NIA	Allianz Australia Insurance Limited	Ownership	100.000	Allianz SE	NO	
							Allianz Finance VII Luxembourg S.A.	LUX	NIA	Allianz Leben Real Estate Holding II S.à r.l.	Ownership	70.000	Allianz SE	NO	
							Allianz Finance VII Luxembourg S.A.	LUX	NIA	Allianz Finance VIII Luxembourg S.A.	Ownership	30.000	Allianz SE	NO	
							Allianz Finance VIII Luxembourg S.A.	LUX	NIA	Allianz Private Krankenversicherungs-Aktiengesellschaft	Ownership	45.000	Allianz SE	NO	
							Allianz Finance VIII Luxembourg S.A.	LUX	NIA	Allianz Global Corporate & Specialty SE	Ownership	20.000	Allianz SE	NO	
							Allianz Finance VIII Luxembourg S.A.	LUX	NIA	Allianz Versicherungs-Aktiengesellschaft	Ownership	20.000	Allianz SE	NO	
							Allianz Finance VIII Luxembourg S.A.	LUX	NIA	Allianz Pensionskasse Aktiengesellschaft	Ownership	15.000	Allianz SE	NO	
							Allianz Finance X Luxembourg S.A.	LUX	NIA	Allianz Finance IX Luxembourg S.A.	Ownership	100.000	Allianz SE	NO	
			3213034				Allianz Finanzbeteiligungs GmbH	DEU	NIA	Allianz SE	Ownership	100.000	Allianz SE	NO	

ANNUAL STATEMENT FOR THE YEAR 2021 OF THE The American Insurance Company

SCHEDULE Y

PART 1A - DETAIL OF INSURANCE HOLDING COMPANY SYSTEM

1	2	3	4	5	6	7	8	9	10	11	12	13	14	15	16
Group Code	Group Name	NAIC Company Code	ID Number	Federal RSSD	CIK	Name of Securities Exchange if Publicly Traded (U.S. or International)	Names of Parent, Subsidiaries Or Affiliates	Domi-ciliary Location	Relation-ship to Reporting Entity	Directly Controlled by (Name of Entity/Person)	Type of Control (Ownership, Board, Management, Attorney-in-Fact, Influence, Other)	If Control is Ownership Provide Percentage	Ultimate Controlling Entity(ies)/Person(s)	Is an SCA Filing Re-quired? (Yes/No)	*
			AA-1580004				Allianz FinanzPlan 2055 Allianz Fire and Marine Insurance Japan Ltd.	LUX	NIA	Allianz Lebensversicherungs- Aktiengesellschaft	Ownership	43.950	Allianz SE	NO	
							Allianz FLG Private Debt Fund SA SICAV-RAIF	JPN	IA	Allianz Global Corporate & Specialty SE	Ownership	100.000	Allianz SE	NO	
							Allianz FMO SDG Loan Fund S.C.A. SICAV-SIF	LUX	NIA	Allianz Global Investors GmbH	Ownership	100.000	Allianz SE	NO	
							Allianz Focus Teleport Beteiligungs-GmbH & Co. KG	LUX	NIA	Allianz Global Investors GmbH	Ownership	100.000	Allianz SE	NO	
							Allianz Focus Teleport Beteiligungs-GmbH & Co. KG	DEU	NIA	Allianz Versicherungs-Aktiengesellschaft	Ownership	35.400	Allianz SE	NO	
							Allianz Focus Teleport Beteiligungs-GmbH & Co. KG	DEU	NIA	Allianz Private Krankenversicherungs- Aktiengesellschaft	Ownership	33.400	Allianz SE	NO	
							Allianz Focus Teleport Beteiligungs-GmbH & Co. KG	DEU	NIA	Allianz Pensionskasse Aktiengesellschaft	Ownership	31.200	Allianz SE	NO	
							Allianz Foglalkoztatói Nyugdíjsegélyező Zrt.	DEU	NIA	Allianz Pensionskasse Aktiengesellschaft	Ownership	31.200	Allianz SE	NO	
							Allianz Foncier	HUN	NIA	Allianz Hungária Biztosító Zrt.	Ownership	100.000	Allianz SE	NO	
							Allianz FONDICA S.A. de C.V.	FRA	IA	Allianz Vie S.A.	Ownership	19.532	Allianz SE	NO	
							Allianz France Favart I	MEX	NIA	Allianz México S.A. Compañía de Seguros	Ownership	26.820	Allianz SE	NO	
							Allianz France Favart I	FRA	NIA	Allianz Vie S.A.	Ownership	75.000	Allianz SE	NO	
							Allianz France Favart I	FRA	NIA	Allianz IARD S.A.	Ownership	25.000	Allianz SE	NO	
							Allianz France Investissement IV	FRA	NIA	Allianz Retraite S.A.	Ownership	50.000	Allianz SE	NO	
							Allianz France Investissement IV	FRA	NIA	Allianz IARD S.A.	Ownership	23.333	Allianz SE	NO	
							Allianz France Investissement OPC1	FRA	NIA	Allianz Retraite S.A.	Ownership	65.885	Allianz SE	NO	
							Allianz France Investissement OPC1	FRA	NIA	Allianz Vie S.A.	Ownership	34.115	Allianz SE	NO	
							Allianz France Real Estate Invest SPICAV	FRA	NIA	Allianz Société Financière S.à r.l.	Ownership	100.000	Allianz SE	NO	
							Allianz France Relance	LUX	NIA	Allianz Vie S.A.	Ownership	78.934	Allianz SE	NO	
							Allianz France Richelieu 1 S.A.S.	FRA	NIA	Allianz Vie S.A.	Ownership	100.000	Allianz SE	NO	
							Allianz France S.A.	FRA	NIA	Allianz Holding France SAS	Ownership	100.000	Allianz SE	NO	
							Allianz France US REIT GP LLC	US	NIA	SAS Allianz Logistique	Ownership	100.000	Allianz SE	NO	
							Allianz France US REIT LP	US	NIA	SAS Allianz Logistique	Ownership	100.000	Allianz SE	NO	
							Allianz Fund Investments 2 S.A. (Compartment)	LUX	NIA	Allianz Lebensversicherungs- Aktiengesellschaft	Ownership	69.496	Allianz SE	NO	
							Allianz Fund Investments 2 S.A. (Compartment)	LUX	NIA	Allianz Private Krankenversicherungs- Aktiengesellschaft	Ownership	10.924	Allianz SE	NO	
							Allianz Fund Investments 2 S.A. (Compartment)	LUX	NIA	Allianz Pensionskasse Aktiengesellschaft	Ownership	9.412	Allianz SE	NO	
							Allianz Fund Investments 2 S.A. (Compartment)	LUX	NIA	Allianz Versicherungs-Aktiengesellschaft	Ownership	3.866	Allianz SE	NO	
							Allianz Fund Investments 2 S.A. (Compartment)	LUX	NIA	Allianz Global Corporate & Specialty SE	Ownership	3.361	Allianz SE	NO	
							Allianz Fund Investments 2 S.A. (Compartment)	LUX	NIA	Allianz Versicherungs-Aktiengesellschaft	Ownership	2.941	Allianz SE	NO	
							Allianz Fund Investments S.A. Allianz General Insurance Company (Malaysia) Berhad	LUX	NIA	Allianz Lebensversicherungs- Aktiengesellschaft	Ownership	100.000	Allianz SE	NO	
			AA-5480019				Allianz General Insurance Company (Malaysia) Berhad	MYS	IA	Allianz Malaysia Berhad	Ownership	100.000	Allianz SE	NO	
			AA-5784101				Allianz General Insurance Public Co. Ltd.	THA	IA	CPRN Thailand Ltd.	Ownership	75.000	Allianz SE	NO	
			AA-5784101				Allianz General Insurance Public Co. Ltd.	THA	IA	Allianz SE	Ownership	25.000	Allianz SE	NO	
							Allianz General Laos Co. Ltd.	LAO	IA	Allianz Finance II Luxembourg S.à r.l.	Ownership	51.000	Allianz SE	NO	
							Allianz Global Benefits GmbH	DEU	NIA	Allianz SE	Ownership	50.000	Allianz SE	NO	
							Allianz Global Benefits GmbH	DEU	NIA	Allianz Lebensversicherungs- Aktiengesellschaft	Ownership	50.000	Allianz SE	NO	
							Allianz Global Corporate & Specialty do Brasil Participações Ltda.	BRA	NIA	Allianz Risk Transfer AG	Ownership	100.000	Allianz SE	NO	
							Allianz Global Corporate & Specialty of Africa (Proprietary) Ltd.	ZAF	NIA	Allianz Global Corporate & Specialty SE	Ownership	100.000	Allianz SE	NO	

ANNUAL STATEMENT FOR THE YEAR 2021 OF THE The American Insurance Company

SCHEDULE Y

PART 1A - DETAIL OF INSURANCE HOLDING COMPANY SYSTEM

1	2	3	4	5	6	7	8	9	10	11	12	13	14	15	16
Group Code	Group Name	NAIC Company Code	ID Number	Federal RSSD	CIK	Name of Securities Exchange if Publicly Traded (U.S. or International)	Names of Parent, Subsidiaries Or Affiliates	Domiciliary Location	Relationship to Reporting Entity	Directly Controlled by (Name of Entity/Person)	Type of Control (Ownership, Board, Management, Attorney-in-Fact, Influence, Other)	If Control is Ownership Provide Percentage	Ultimate Controlling Entity(ies)/Person(s)	Is an SCA Filing Required? (Yes/No)	*
			AA-1990001				Allianz Global Corporate & Specialty Resseguros Brasil S.A.	BRA	IA	Allianz Global Corporate & Specialty do Brasil Participações Ltda.	Ownership	100.000	Allianz SE	NO	
							Allianz Global Corporate & Specialty SE Escritório de Representação no Brasil Ltda.	BRA	IA	Allianz Global Corporate & Specialty SE	Ownership	99.999	Allianz SE	NO	
							Allianz Global Corporate & Specialty South Africa Ltd.	ZAF	IA	Allianz Global Corporate & Specialty of Africa (Proprietary) Ltd.	Ownership	100.000	Allianz SE	NO	
							Allianz Global Diversified Infrastructure Equity GP S.à r.l.	LUX	NIA	Allianz Capital Partners GmbH	Ownership	100.000	Allianz SE	NO	
							Allianz Global Diversified Infrastructure Equity II GP S.à r.l.	LUX	NIA	Allianz Capital Partners GmbH	Ownership	100.000	Allianz SE	NO	
							Allianz Global Diversified Private Debt Feeder Fund SA SICAV-RAIF	LUX	NIA	Allianz Vie S.A.	Ownership	13.625	Allianz SE	NO	
							Allianz Global Diversified Private Debt Feeder Fund SA SICAV-RAIF	LUX	NIA	Allianz Suisse Lebensversicherungs-Gesellschaft AG	Ownership	11.271	Allianz SE	NO	
							Allianz Global Diversified Private Debt Feeder Fund SA SICAV-RAIF	LUX	NIA	Allianz Presse Infra S.C.S.	Ownership	7.432	Allianz SE	NO	
							Allianz Global Diversified Private Debt Feeder Fund SA SICAV-RAIF	LUX	NIA	Liverpool Victoria Insurance Company Limited	Ownership	5.140	Allianz SE	NO	
							Allianz Global Diversified Private Debt Feeder Fund SA SICAV-RAIF	LUX	NIA	Allianz Elementar Versicherungs-Aktiengesellschaft	Ownership	4.954	Allianz SE	NO	
							Allianz Global Diversified Private Debt Feeder Fund SA SICAV-RAIF	LUX	NIA	Allianz Australia Limited	Ownership	4.025	Allianz SE	NO	
							Allianz Global Diversified Private Debt Feeder Fund SA SICAV-RAIF	LUX	NIA	Allianz IARD S.A.	Ownership	3.716	Allianz SE	NO	
							Allianz Global Diversified Private Debt Feeder Fund SA SICAV-RAIF	LUX	NIA	Allianz Insurance plc	Ownership	3.654	Allianz SE	NO	
							Allianz Global Diversified Private Debt Feeder Fund SA SICAV-RAIF	LUX	NIA	Allianz Re Dublin dac	Ownership	3.096	Allianz SE	NO	
							Allianz Global Diversified Private Debt Feeder Fund SA SICAV-RAIF	LUX	NIA	Volkswagen Autoversicherung AG	Ownership	1.858	Allianz SE	NO	
							Allianz Global Diversified Private Debt Feeder Fund SA SICAV-RAIF	LUX	NIA	Deutsche Lebensversicherungs-Aktiengesellschaft	Ownership	1.239	Allianz SE	NO	
							Allianz Global Diversified Private Debt Feeder Fund SA SICAV-RAIF	LUX	NIA	Allianz Retraite S.A.	Ownership	1.239	Allianz SE	NO	
							Allianz Global Diversified Private Debt Feeder Fund SA SICAV-RAIF	LUX	NIA	Allianz p.l.c.	Ownership	0.774	Allianz SE	NO	
							Allianz Global Diversified Private Debt Feeder Fund SA SICAV-RAIF	LUX	NIA	Allianz-Slovenská poisťovna a.s.	Ownership	0.619	Allianz SE	NO	
							Allianz Global Diversified Private Debt Fund GP S.à r.l.	LUX	NIA	Allianz Global Investors GmbH	Ownership	100.000	Allianz SE	NO	
							Allianz Global Diversified Private Debt Fund SCSp SICAV-RAIF	LUX	NIA	APK-Argos 95	Ownership	10.163	Allianz SE	NO	
							Allianz Global Diversified Private Debt Fund SCSp SICAV-RAIF	LUX	NIA	Vermögensverwaltungsgesellschaft mbH AZ-Argos 88	Ownership	5.081	Allianz SE	NO	
							Allianz Global Fundamental Strategy	LUX	NIA	Vermögensverwaltungsgesellschaft mbH	Ownership	29.816	Allianz SE	NO	
							Allianz Global Health GmbH	DEU	NIA	Allianz Vie S.A.	Ownership	100.000	Allianz SE	NO	
							Allianz Global Investors (Schweiz) AG	CHE	NIA	Allianz SE	Ownership	100.000	Allianz SE	NO	
							Allianz Global Investors Asia Pacific Ltd.	HKG	NIA	Allianz Global Investors GmbH	Ownership	100.000	Allianz SE	NO	
							Allianz Global Investors Asset Management (Shanghai) Limited	CHN	NIA	Allianz Global Investors GmbH	Ownership	100.000	Allianz SE	NO	
							Allianz Global Investors U.S. Holdings LLC	US	NIA	Allianz Global Investors U.S. Holdings LLC	Ownership	100.000	Allianz SE	NO	
							Allianz Global Investors Distributors LLC	US	NIA	Allianz Global Investors U.S. Holdings LLC	Ownership	100.000	Allianz SE	NO	
							Allianz Global Investors GmbH	DEU	NIA	Allianz Asset Management GmbH	Ownership	100.000	Allianz SE	NO	
							Allianz Global Investors Holdings GmbH	DEU	NIA	Allianz Asset Management GmbH	Ownership	100.000	Allianz SE	NO	

ANNUAL STATEMENT FOR THE YEAR 2021 OF THE The American Insurance Company

SCHEDULE Y
PART 1A - DETAIL OF INSURANCE HOLDING COMPANY SYSTEM

1	2	3	4	5	6	7	8	9	10	11	12	13	14	15	16
Group Code	Group Name	NAIC Company Code	ID Number	Federal RSSD	CIK	Name of Securities Exchange if Publicly Traded (U.S. or International)	Names of Parent, Subsidiaries Or Affiliates	Domi-ciliary Location	Relation-ship to Reporting Entity	Directly Controlled by (Name of Entity/Person)	Type of Control (Ownership, Board, Management, Attorney-in-Fact, Influence, Other)	If Control is Ownership Provide Percentage	Ultimate Controlling Entity(ies)/Person(s)	Is an SCA Filing Re-quired? (Yes/No)	*
							Allianz Global Investors Holdings Ltd.	GBR	NIA	Allianz Asset Management GmbH	Ownership	100.000	Allianz SE	NO	
							Allianz Global Investors Ireland Ltd.	IRL	NIA	Allianz Global Investors GmbH	Ownership	100.000	Allianz SE	NO	
							Allianz Global Investors Japan Co. Ltd.	JPN	NIA	Allianz Global Investors GmbH	Ownership	100.000	Allianz SE	NO	
							Allianz Global Investors Nominee Services Ltd.	GBR	NIA	Allianz Global Investors GmbH	Ownership	100.000	Allianz SE	NO	
							Allianz Global Investors Overseas Asset Management (Shanghai) Limited	CHN	NIA	Allianz Global Investors Asset Management (Shanghai) Limited	Ownership	100.000	Allianz SE	NO	
							Allianz Global Investors Singapore Ltd.	SGP	NIA	Allianz Global Investors GmbH	Ownership	100.000	Allianz SE	NO	
							Allianz Global Investors Taiwan Ltd.	TWN	NIA	Allianz Global Investors GmbH	Ownership	100.000	Allianz SE	NO	
							Allianz Global Investors U.S. Holdings LLC	US	NIA	PPP Holdings Inc.	Ownership	100.000	Allianz SE	NO	
							Allianz Global Investors U.S. Holdings LLC	US	NIA	Allianz Global Investors U.S. Holdings LLC	Ownership	100.000	Allianz SE	NO	
							Allianz Global Investors U.S. LLC	US	NIA	Allianz Global Investors U.S. LLC	Ownership	100.000	Allianz SE	NO	
							Allianz Global Investors UK Limited	GBR	NIA	Allianz Global Investors GmbH	Ownership	100.000	Allianz SE	NO	
							Allianz Global Life dac	IRL	NIA	Allianz SE	Ownership	100.000	Allianz SE	NO	
							Allianz Global Small Cap Equity	LUX	NIA	Allianz Vie S.A.	Ownership	10.976	Allianz SE	NO	
							Allianz GLR Fonds	DEU	IA	Allianz Global Corporate & Specialty SE	Ownership	100.000	Allianz SE	NO	
							Allianz GLRS Fonds	DEU	NIA	Allianz Global Corporate & Specialty SE	Ownership	100.000	Allianz SE	NO	
							Allianz GRGB Fonds	DEU	NIA	Allianz Global Corporate & Specialty SE	Ownership	100.000	Allianz SE	NO	
							Allianz Handwerker Services GmbH	DEU	NIA	Allianz Partners S.A.S.	Ownership	51.000	Allianz SE	NO	
							Allianz Handwerker Services GmbH	DEU	NIA	Allianz Versicherungs-Aktiengesellschaft	Ownership	49.000	Allianz SE	NO	
							Allianz Hayat ve Emeklilik A.S.	TUR	IA	Allianz Europe B.V.	Ownership	86.000	Allianz SE	NO	
							Allianz Hayat ve Emeklilik A.S.	TUR	IA	Allianz Sigorta A.S.	Ownership	2.000	Allianz SE	NO	
							Allianz Hayat ve Emeklilik A.S.	TUR	IA	Allianz S.p.A.	Ownership	1.000	Allianz SE	NO	
							Allianz Hedeland Logistics ApS	DNK	NIA	Allianz Finance II Luxembourg S.à r.l.	Ownership	50.000	Allianz SE	NO	
							Allianz Hedeland Logistics ApS	DNK	NIA	Allianz Finance IX Luxembourg S.A.	Ownership	50.000	Allianz SE	NO	
			AA-1740025				Allianz Helias Single Member Insurance S.A.	GRC	NIA	Allianz SE	Ownership	100.000	Allianz SE	NO	
							Allianz Hirschgarten GmbH & Co. KG	DEU	NIA	Allianz Lebensversicherungs-Aktiengesellschaft	Ownership	58.000	Allianz SE	NO	
							Allianz Hirschgarten GmbH & Co. KG	DEU	NIA	Allianz Pensionskasse Aktiengesellschaft	Ownership	30.000	Allianz SE	NO	
							Allianz Hirschgarten GmbH & Co. KG	DEU	NIA	Allianz Private Krankenversicherungs-Aktiengesellschaft	Ownership	12.000	Allianz SE	NO	
							Allianz Hold Co Real Estate S.à r.l.	LUX	NIA	Allianz Private Krankenversicherungs-Aktiengesellschaft	Ownership	45.000	Allianz SE	NO	
							Allianz Hold Co Real Estate S.à r.l.	LUX	NIA	Allianz Versicherungs-Aktiengesellschaft	Ownership	30.000	Allianz SE	NO	
							Allianz Hold Co Real Estate S.à r.l.	LUX	NIA	Allianz Pensionskasse Aktiengesellschaft	Ownership	25.000	Allianz SE	NO	
							Allianz Holding eins GmbH	AUT	NIA	Allianz SE	Ownership	100.000	Allianz SE	NO	
					3807657		Allianz Holding France SAS	FRA	NIA	Allianz SE	Ownership	100.000	Allianz SE	NO	
			AA-1784105				Allianz Holdings p.l.c.	IRL	IA	Allianz Europe B.V.	Ownership	100.000	Allianz SE	NO	
							Allianz Holdings plc	GBR	NIA	Allianz (UK) Limited	Ownership	100.000	Allianz SE	NO	
							Allianz Home Equity Income GP 1 Limited	GBR	NIA	Allianz Global Investors GmbH	Ownership	100.000	Allianz SE	NO	
							Allianz Hospitaliers Euro	FRA	IA	Allianz Retraite S.A.	Ownership	99.979	Allianz SE	NO	
							Allianz Hospitaliers Valeurs Durables	FRA	IA	Allianz Retraite S.A.	Ownership	99.998	Allianz SE	NO	
							Allianz Hrvatska d.d.	HRV	NIA	Allianz Holding eins GmbH	Ownership	83.162	Allianz SE	NO	
							Allianz Hungária Biztosító Zrt.	HUN	NIA	Allianz Holding eins GmbH	Ownership	100.000	Allianz SE	NO	
							Allianz HY Investor GP LLC	US	NIA	Allianz US Private REIT LP	Ownership	73.000	Allianz SE	NO	
							Allianz HY Investor GP LLC	US	NIA	APKV US Private REIT LP	Ownership	11.700	Allianz SE	NO	
							Allianz HY Investor GP LLC	US	NIA	APK US Investment LP	Ownership	6.100	Allianz SE	NO	
							Allianz HY Investor GP LLC	US	NIA	Allianz Presse US REIT LP	Ownership	5.100	Allianz SE	NO	
							Allianz HY Investor GP LLC	US	NIA	AZ Vers US Private REIT LP	Ownership	4.100	Allianz SE	NO	
							Allianz HY Investor LP	US	NIA	Allianz US Private REIT LP	Ownership	73.000	Allianz SE	NO	
							Allianz HY Investor LP	US	NIA	APKV US Private REIT LP	Ownership	11.700	Allianz SE	NO	
							Allianz HY Investor LP	US	NIA	APK US Investment LP	Ownership	6.100	Allianz SE	NO	
							Allianz HY Investor LP	US	NIA	Allianz Presse US REIT LP	Ownership	5.100	Allianz SE	NO	
							Allianz HY Investor LP	US	NIA	AZ Vers US Private REIT LP	Ownership	4.100	Allianz SE	NO	

ANNUAL STATEMENT FOR THE YEAR 2021 OF THE The American Insurance Company

SCHEDULE Y

PART 1A - DETAIL OF INSURANCE HOLDING COMPANY SYSTEM

1	2	3	4	5	6	7	8	9	10	11	12	13	14	15	16
Group Code	Group Name	NAIC Company Code	ID Number	Federal RSSD	CIK	Name of Securities Exchange if Publicly Traded (U.S. or International)	Names of Parent, Subsidiaries Or Affiliates	Domi-ciliary Loca-tion	Relation-ship to Reporting Entity	Directly Controlled by (Name of Entity/Person)	Type of Control (Ownership, Board, Management, Attorney-in-Fact, Influence, Other)	If Control is Ownership Provide Percentage	Ultimate Controlling Entity(ies)/Person(s)	Is an SCA Filing Re-quired? (Yes/No)	*
							Allianz IARD EM Debt	.FRA	NIA	Allianz IARD S.A.	Ownership	100.000	Allianz SE	NO	
							Allianz IARD S.A.	.FRA	NIA	Allianz France S.A.	Ownership	99.994	Allianz SE	NO	
							Allianz IARD Vintage	.FRA	NIA	Allianz IARD S.A.	Ownership	100.000	Allianz SE	NO	
							Allianz Impact Green Bond	.FRA	NIA	Allianz Vie S.A.	Ownership	99.999	Allianz SE	NO	
							Allianz Impact Investment Fund S.A. SICAV-RAIF	.LUX	NIA	AZL-Argos 89	Ownership	17.991	Allianz SE	NO	
							Allianz Impact Investment Fund S.A. SICAV-RAIF	.LUX	NIA	Vermögensverwaltungsgesellschaft mbH APKV-Argos 84	Ownership	1.999	Allianz SE	NO	
							Allianz Infrastructure Holding I Pte. Ltd.	.SGP	NIA	Allianz Infrastructure Luxembourg I S.à r.l.	Ownership	100.000	Allianz SE	NO	
							Allianz Infrastructure Holding II Pte. Ltd.	.SGP	NIA	Allianz Infrastructure Luxembourg Holdco I S.A.	Ownership	100.000	Allianz SE	NO	
							Allianz Infrastructure Luxembourg Holdco I S.A.	.LUX	NIA	Allianz Lebensversicherungs-Aktiengesellschaft	Ownership	84.930	Allianz SE	NO	
							Allianz Infrastructure Luxembourg Holdco I S.A.	.LUX	NIA	Allianz Private Krankenversicherungs-Aktiengesellschaft	Ownership	15.070	Allianz SE	NO	
							Allianz Infrastructure Luxembourg Holdco II S.A.	.LUX	NIA	Allianz Versicherungs-Aktiengesellschaft	Ownership	30.926	Allianz SE	NO	
							Allianz Infrastructure Luxembourg Holdco II S.A.	.LUX	NIA	Allianz Pensionskasse Aktiengesellschaft	Ownership	23.040	Allianz SE	NO	
							Allianz Infrastructure Luxembourg Holdco II S.A.	.LUX	NIA	Allianz Elementar Versicherungs-Aktiengesellschaft	Ownership	20.200	Allianz SE	NO	
							Allianz Infrastructure Luxembourg Holdco II S.A.	.LUX	NIA	Allianz Versicherungs-Aktiengesellschaft	Ownership	15.734	Allianz SE	NO	
							Allianz Infrastructure Luxembourg Holdco II S.A.	.LUX	NIA	Allianz Global Corporate & Specialty SE	Ownership	10.100	Allianz SE	NO	
							Allianz Infrastructure Luxembourg Holdco III S.A.	.LUX	NIA	Allianz Lebensversicherungs-Aktiengesellschaft	Ownership	89.900	Allianz SE	NO	
							Allianz Infrastructure Luxembourg Holdco III S.A.	.LUX	NIA	Allianz Private Krankenversicherungs-Aktiengesellschaft	Ownership	10.100	Allianz SE	NO	
							Allianz Infrastructure Luxembourg Holdco IV S.A.	.LUX	NIA	Allianz Pensionskasse Aktiengesellschaft	Ownership	30.300	Allianz SE	NO	
							Allianz Infrastructure Luxembourg Holdco IV S.A.	.LUX	NIA	Allianz Versicherungs-Aktiengesellschaft	Ownership	15.153	Allianz SE	NO	
							Allianz Infrastructure Luxembourg Holdco IV S.A.	.LUX	NIA	Allianz Elementar Versicherungs-Aktiengesellschaft	Ownership	14.140	Allianz SE	NO	
							Allianz Infrastructure Luxembourg Holdco IV S.A.	.LUX	NIA	Allianz SE	Ownership	12.630	Allianz SE	NO	
							Allianz Infrastructure Luxembourg Holdco IV S.A.	.LUX	NIA	Allianz Global Corporate & Specialty SE	Ownership	10.100	Allianz SE	NO	
							Allianz Infrastructure Luxembourg Holdco IV S.A.	.LUX	NIA	Allianz Compañía de Seguros y Reaseguros S.A.	Ownership	10.100	Allianz SE	NO	
							Allianz Infrastructure Luxembourg Holdco IV S.A.	.LUX	NIA	Allianz Versicherungs-Aktiengesellschaft	Ownership	7.577	Allianz SE	NO	
							Allianz Infrastructure Luxembourg I S.à r.l.	.LUX	NIA	Allianz Infrastructure Luxembourg Holdco I S.A.	Ownership	72.405	Allianz SE	NO	
							Allianz Infrastructure Luxembourg I S.à r.l.	.LUX	NIA	Allianz Infrastructure Luxembourg Holdco II S.A.	Ownership	15.117	Allianz SE	NO	
							Allianz Infrastructure Luxembourg I S.à r.l.	.LUX	NIA	Fondo Chiuso Allianz Infrastructure Partners I	Ownership	7.255	Allianz SE	NO	
							Allianz Infrastructure Luxembourg I S.à r.l.	.LUX	NIA	Allianz France Richelieu 1 S.A.S.	Ownership	5.223	Allianz SE	NO	
							Allianz Infrastructure Luxembourg II S.à r.l.	.LUX	NIA	Allianz Infrastructure Luxembourg Holdco III S.A.	Ownership	80.200	Allianz SE	NO	

ANNUAL STATEMENT FOR THE YEAR 2021 OF THE The American Insurance Company

SCHEDULE Y

PART 1A - DETAIL OF INSURANCE HOLDING COMPANY SYSTEM

1	2	3	4	5	6	7	8	9	10	11	12	13	14	15	16
Group Code	Group Name	NAIC Company Code	ID Number	Federal RSSD	CIK	Name of Securities Exchange if Publicly Traded (U.S. or International)	Names of Parent, Subsidiaries Or Affiliates	Domi-ciliary Location	Relation-ship to Reporting Entity	Directly Controlled by (Name of Entity/Person)	Type of Control (Ownership, Board, Management, Attorney-in-Fact, Influence, Other)	If Control is Ownership Provide Percentage	Ultimate Controlling Entity(ies)/Person(s)	Is an SCA Filing Re-quired? (Yes/No)	*
							Allianz Infrastructure Luxembourg II S.à r.l.	LUX	NIA	Allianz Infrastructure Luxembourg Holdco IV S.A.	Ownership	19.800	Allianz SE	NO	
							Allianz Infrastructure Luxembourg III S.A.	LUX	NIA	Allianz Lebensversicherungs-Aktiengesellschaft	Ownership	80.000	Allianz SE	NO	
							Allianz Infrastructure Luxembourg III S.A.	LUX	NIA	Allianz SE	Ownership	10.000	Allianz SE	NO	
							Allianz Infrastructure Luxembourg III S.A.	LUX	NIA	Allianz Private Krankenversicherungs-Aktiengesellschaft	Ownership	10.000	Allianz SE	NO	
							Allianz Infrastructure Norway Holdco I S.à r.l.	LUX	NIA	Allianz Infrastructure Luxembourg I S.à r.l.	Ownership	100.000	Allianz SE	NO	
							Allianz Infrastructure Spain Holdco I S.à r.l.	LUX	NIA	Allianz Infrastructure Luxembourg I S.à r.l.	Ownership	100.000	Allianz SE	NO	
							Allianz Infrastructure Spain Holdco II S.à r.l.	LUX	NIA	Allianz Infrastructure Luxembourg I S.à r.l.	Ownership	100.000	Allianz SE	NO	
							Allianz Insurance Asset Management Co. Ltd.	CHN	NIA	Allianz China Insurance Holding Limited	Ownership	100.000	Allianz SE	NO	
							Allianz Insurance Company - Egypt S.A.E.	EGY	NIA	Allianz Europe Ltd.	Ownership	89.000	Allianz SE	NO	
							Allianz Insurance Company - Egypt S.A.E.	EGY	NIA	Allianz MENA Holding (Bermuda) Ltd.	Ownership	6.000	Allianz SE	NO	
			AA-9694100				Allianz Insurance Company of Ghana Limited	GHA	IA	Allianz Africa Holding GmbH	Ownership	100.000	Allianz SE	NO	
							Allianz Insurance Company of Kenya Limited	KEN	IA	Allianz Africa SAS	Ownership	99.989	Allianz SE	NO	
			AA-1120445				Allianz Insurance Lanka Limited	LKA	IA	Allianz SE	Ownership	100.000	Allianz SE	NO	
							Allianz Insurance plc	GBR	IA	Allianz Holdings plc	Ownership	100.000	Allianz SE	NO	
							Allianz Insurance Services Ltd.	GRC	NIA	Allianz Hellas Single Member Insurance S.A.	Ownership	100.000	Allianz SE	NO	
							Allianz Insurance Singapore Pte. Ltd.	SGP	NIA	Allianz Asta Holding Pte. Ltd.	Ownership	100.000	Allianz SE	NO	
							Allianz Inversiones S.A.	COL	IA	Allianz Colombia S.A.	Ownership	50.008	Allianz SE	NO	
							Allianz Inversiones S.A.	COL	IA	Compañía Colombiana de Servicio Automotriz S.A.	Ownership	49.759	Allianz SE	NO	
							Allianz Invest 10	AUT	NIA	Allianz Elementar Versicherungs-Aktiengesellschaft	Ownership	100.000	Allianz SE	NO	
							Allianz Invest 11	AUT	IA	Allianz Elementar Lebensversicherungs-Aktiengesellschaft	Ownership	100.000	Allianz SE	NO	
							Allianz Invest 12	AUT	IA	Allianz Elementar Lebensversicherungs-Aktiengesellschaft	Ownership	100.000	Allianz SE	NO	
							Allianz Invest 50	AUT	NIA	Allianz Elementar Versicherungs-Aktiengesellschaft	Ownership	57.890	Allianz SE	NO	
							Allianz Invest 50	AUT	NIA	Allianz Elementar Lebensversicherungs-Aktiengesellschaft	Ownership	42.110	Allianz SE	NO	
							Allianz Invest d.o.o.	HRV	NIA	Allianz Hrvatska d.d.	Ownership	100.000	Allianz SE	NO	
							Allianz Invest Kapitalanlagegesellschaft mbH	AUT	NIA	Allianz Elementar Versicherungs-Aktiengesellschaft	Ownership	100.000	Allianz SE	NO	
							Allianz Invest Osteuropa	AUT	NIA	Allianz Elementar Lebensversicherungs-Aktiengesellschaft	Ownership	19.220	Allianz SE	NO	
							Allianz Invest Osteuropa Rentenfonds	AUT	IA	Allianz Elementar Lebensversicherungs-Aktiengesellschaft	Ownership	96.830	Allianz SE	NO	
							Allianz Invest Spezial 13	AUT	NIA	Allianz Elementar Versicherungs-Aktiengesellschaft	Ownership	100.000	Allianz SE	NO	
							Allianz Invest Spezial 3	AUT	IA	Allianz Elementar Versicherungs-Aktiengesellschaft	Ownership	100.000	Allianz SE	NO	
							Allianz Invest Vorsorgefonds	AUT	NIA	Allianz Elementar Lebensversicherungs-Aktiengesellschaft	Ownership	26.780	Allianz SE	NO	
							Allianz Invest Vorsorgefonds	AUT	NIA	Allianz Elementar Versicherungs-Aktiengesellschaft	Ownership	1.860	Allianz SE	NO	
							Allianz Investment Management SE	DEU	NIA	Allianz SE	Ownership	100.000	Allianz SE	NO	
							Allianz Investment Management Singapore Pte. Ltd.	SGP	NIA	Allianz Investment Management SE	Ownership	100.000	Allianz SE	NO	

ANNUAL STATEMENT FOR THE YEAR 2021 OF THE The American Insurance Company

SCHEDULE Y
PART 1A - DETAIL OF INSURANCE HOLDING COMPANY SYSTEM

1	2	3	4	5	6	7	8	9	10	11	12	13	14	15	16
Group Code	Group Name	NAIC Company Code	ID Number	Federal RSSD	CIK	Name of Securities Exchange if Publicly Traded (U.S. or International)	Names of Parent, Subsidiaries Or Affiliates	Domiciliary Location	Relationship to Reporting Entity	Directly Controlled by (Name of Entity/Person)	Type of Control (Ownership, Board, Management, Attorney-in-Fact, Influence, Other)	If Control is Ownership Provide Percentage	Ultimate Controlling Entity(ies)/Person(s)	Is an SCA Filing Required? (Yes/No)	*
							Allianz Investment Management U.S. LLC	US	NIA	Allianz Life Insurance Company of North America	Ownership	100.000	Allianz SE	NO	
							Allianz Investments I Luxembourg S.à r.l.	LUX	NIA	Allianz Finance II Luxembourg S.à r.l.	Ownership	90.000	Allianz SE	NO	
							Allianz Investments I Luxembourg S.à r.l.	LUX	NIA	Allianz SE	Ownership	10.000	Allianz SE	NO	
							Allianz Investments III Luxembourg S.A.	LUX	NIA	Allianz Lebensversicherungs-Aktiengesellschaft	Ownership	66.670	Allianz SE	NO	
							Allianz Investments III Luxembourg S.A.	LUX	NIA	Allianz Vie S.A.	Ownership	18.940	Allianz SE	NO	
							Allianz Investments III Luxembourg S.A.	LUX	NIA	Allianz Private Krankenversicherungs-Aktiengesellschaft	Ownership	14.390	Allianz SE	NO	
							Allianz Japan Equity	LUX	NIA	Allianz Vie S.A.	Ownership	12.316	Allianz SE	NO	
							Allianz Japan Equity	LUX	NIA	Allianz Retraite S.A.	Ownership	1.408	Allianz SE	NO	
							Allianz Jewel Fund ICAV	IRL	NIA	Allianz Lebensversicherungs-Aktiengesellschaft	Ownership	59.500	Allianz SE	NO	
							Allianz Jewel Fund ICAV	IRL	NIA	SAS Allianz Logistique	Ownership	20.000	Allianz SE	NO	
							Allianz Jewel Fund ICAV	IRL	NIA	Allianz Private Krankenversicherungs-Aktiengesellschaft	Ownership	8.000	Allianz SE	NO	
							Allianz Jewel Fund ICAV	IRL	NIA	Allianz Global Corporate & Specialty SE	Ownership	5.000	Allianz SE	NO	
							Allianz Jewel Fund ICAV	IRL	NIA	Allianz Pensionskasse Aktiengesellschaft	Ownership	4.000	Allianz SE	NO	
							Allianz Jewel Fund ICAV	IRL	NIA	Allianz Versicherungs-Aktiengesellschaft	Ownership	3.500	Allianz SE	NO	
			AA-9240009				Allianz Jingdong General Insurance Company Ltd.	CHN	IA	Allianz SE	Ownership	50.000	Allianz SE	NO	
							Allianz kontakt s.r.o.	CZE	NIA	Allianz pojistovna a.s.	Ownership	100.000	Allianz SE	NO	
							Allianz Kunde und Markt GmbH	DEU	NIA	Allianz SE	Ownership	100.000	Allianz SE	NO	
							Allianz LAD Fonds	DEU	IA	Allianz Lebensversicherungs-Aktiengesellschaft	Ownership	100.000	Allianz SE	NO	
							Allianz Leasing Bulgaria AD	BGR	NIA	Allianz Bulgaria Holding AD	Ownership	100.000	Allianz SE	NO	
							Allianz Leben Direkt Infrastruktur GmbH	DEU	NIA	Allianz Lebensversicherungs-Aktiengesellschaft	Ownership	100.000	Allianz SE	NO	
							Allianz Leben Infrastrukturfonds GmbH	DEU	NIA	Allianz Lebensversicherungs-Aktiengesellschaft	Ownership	100.000	Allianz SE	NO	
							Allianz Leben Private Equity Fonds 2001 GmbH	DEU	IA	Allianz Lebensversicherungs-Aktiengesellschaft	Ownership	100.000	Allianz SE	NO	
							Allianz Leben Private Equity Fonds Plus GmbH	DEU	IA	Allianz Lebensversicherungs-Aktiengesellschaft	Ownership	100.000	Allianz SE	NO	
							Allianz Leben Real Estate Holding I S.à r.l.	LUX	NIA	Allianz Lebensversicherungs-Aktiengesellschaft	Ownership	100.000	Allianz SE	NO	
							Allianz Leben Real Estate Holding II S.à r.l.	LUX	NIA	Allianz Lebensversicherungs-Aktiengesellschaft	Ownership	100.000	Allianz SE	NO	
				3807648			Allianz Lebensversicherungs-Aktiengesellschaft	DEU	IA	Allianz Deutschland AG	Ownership	94.900	Allianz SE	NO	
				3807648			Allianz Lebensversicherungs-Aktiengesellschaft	DEU	IA	Allianz AZL Vermögensverwaltung GmbH & Co. KG	Ownership	5.100	Allianz SE	NO	
							Allianz LFE Fonds	DEU	IA	Allianz Lebensversicherungs-Aktiengesellschaft	Ownership	100.000	Allianz SE	NO	
							Allianz Life (Bermuda) Ltd.	BMU	IA	Allianz MENA Holding (Bermuda) Ltd.	Ownership	100.000	Allianz SE	NO	
							Allianz Life Assurance Company - Egypt S.A.E.	EGY	IA	Allianz Europe Ltd.	Ownership	87.770	Allianz SE	NO	
							Allianz Life Assurance Company - Egypt S.A.E.	EGY	IA	Allianz MENA Holding (Bermuda) Ltd.	Ownership	9.596	Allianz SE	NO	
							Allianz Life Assurance Company - Egypt S.A.E.	EGY	IA	Allianz Insurance Company - Egypt S.A.E.	Ownership	2.634	Allianz SE	NO	
							Allianz Life Insurance Company Ltd.	RUS	IA	JSC Insurance Company Allianz	Ownership	100.000	Allianz SE	NO	
							Allianz Life Insurance Company of Ghana Limited	GHA	IA	Allianz Africa Holding GmbH	Ownership	100.000	Allianz SE	NO	

ANNUAL STATEMENT FOR THE YEAR 2021 OF THE The American Insurance Company

SCHEDULE Y

PART 1A - DETAIL OF INSURANCE HOLDING COMPANY SYSTEM

1	2	3	4	5	6	7	8	9	10	11	12	13	14	15	16
Group Code	Group Name	NAIC Company Code	ID Number	Federal RSSD	CIK	Name of Securities Exchange if Publicly Traded (U.S. or International)	Names of Parent, Subsidiaries Or Affiliates	Domiciliary Location	Relationship to Reporting Entity	Directly Controlled by (Name of Entity/Person)	Type of Control (Ownership, Board, Management, Attorney-in-Fact, Influence, Other)	If Control is Ownership Provide Percentage	Ultimate Controlling Entity(ies)/Person(s)	Is an SCA Filing Required? (Yes/No)	*
							Allianz Life Insurance Lanka Ltd.	LKA	IA	Allianz SE	Ownership	100.000	Allianz SE	NO	
							Allianz Life Insurance Malaysia Berhad	MYS	IA	Allianz Malaysia Berhad	Ownership	100.000	Allianz SE	NO	
							Allianz Life Luxembourg S.A.	LUX	IA	Allianz Benelux S.A.	Ownership	99.996	Allianz SE	NO	
							Allianz L-PD Fonds	DEU	NIA	Allianz Lebensversicherungs- Aktiengesellschaft	Ownership	100.000	Allianz SE	NO	
							Allianz Madagascar Assurances SA	MDG	NIA	Allianz Africa SAS	Ownership	99.997	Allianz SE	NO	
						Kuala Lumpur Stock Exchange	Allianz Malaysia Berhad	MYS	NIA	Allianz SE	Ownership	74.974	Allianz SE	NO	
							Allianz Management Services Limited	GBR	NIA	Allianz Holdings plc	Ownership	100.000	Allianz SE	NO	
							Allianz Marine & Transit Underwriting Agency Pty Ltd.	AUS	NIA	Allianz Australia Insurance Limited	Ownership	90.000	Allianz SE	NO	
							Allianz Marine (UK) Ltd.	GBR	NIA	Allianz Global Corporate & Specialty SE	Ownership	100.000	Allianz SE	NO	
							Allianz Maroc S.A.	MAR	NIA	Allianz SE	Ownership	68.782	Allianz SE	NO	
							Allianz Maroc S.A.	MAR	NIA	Allianz Africa Financial Services S.a r.l.	Ownership	30.107	Allianz SE	NO	
							Allianz MENA Holding (Bermuda) Ltd.	LBN	NIA	Allianz SE	Ownership	100.000	Allianz SE	NO	
							Allianz Mid Cap Loans FCT	FRA	NIA	Allianz Vie S.A.	Ownership	100.000	Allianz SE	NO	
							Allianz Multi Croissance	FRA	IA	Allianz Vie S.A.	Ownership	70.871	Allianz SE	NO	
							Allianz Multi Dynamisme	FRA	IA	Allianz Vie S.A.	Ownership	90.175	Allianz SE	NO	
							Allianz Multi Dynamisme	FRA	IA	Allianz Retraite S.A.	Ownership	3.532	Allianz SE	NO	
							Allianz Multi Equilibre	FRA	IA	Allianz Vie S.A.	Ownership	78.818	Allianz SE	NO	
							Allianz Multi Equilibre	FRA	IA	Allianz Retraite S.A.	Ownership	19.063	Allianz SE	NO	
							Allianz Multi Harmonie	FRA	IA	Allianz Vie S.A.	Ownership	95.807	Allianz SE	NO	
							Allianz Multi Harmonie	FRA	IA	Allianz Retraite S.A.	Ownership	3.849	Allianz SE	NO	
							Allianz Multi Horizon 2024-2026	FRA	IA	Allianz Retraite S.A.	Ownership	32.897	Allianz SE	NO	
							Allianz Multi Horizon 2024-2026	FRA	IA	Allianz Vie S.A.	Ownership	20.282	Allianz SE	NO	
							Allianz Multi Horizon 2027-2029	FRA	IA	Allianz Retraite S.A.	Ownership	24.149	Allianz SE	NO	
							Allianz Multi Horizon 2027-2029	FRA	IA	Allianz Vie S.A.	Ownership	15.607	Allianz SE	NO	
							Allianz Multi Horizon 2030-2032	FRA	IA	Allianz Retraite S.A.	Ownership	23.496	Allianz SE	NO	
							Allianz Multi Horizon 2030-2032	FRA	IA	Allianz Vie S.A.	Ownership	16.726	Allianz SE	NO	
							Allianz Multi Horizon 2033-2035	FRA	IA	Allianz Retraite S.A.	Ownership	51.178	Allianz SE	NO	
							Allianz Multi Horizon 2033-2035	FRA	IA	Allianz Vie S.A.	Ownership	27.376	Allianz SE	NO	
							Allianz Multi Horizon 2036-2038	FRA	IA	Allianz Retraite S.A.	Ownership	63.201	Allianz SE	NO	
							Allianz Multi Horizon 2036-2038	FRA	IA	Allianz Vie S.A.	Ownership	36.799	Allianz SE	NO	
							Allianz Multi Horizon 2039-2041	FRA	IA	Allianz Retraite S.A.	Ownership	57.257	Allianz SE	NO	
							Allianz Multi Horizon 2039-2041	FRA	IA	Allianz Vie S.A.	Ownership	42.743	Allianz SE	NO	
							Allianz Multi Horizon Court Terme	FRA	IA	Allianz Vie S.A.	Ownership	43.811	Allianz SE	NO	
							Allianz Multi Horizon Court Terme	FRA	IA	Allianz Retraite S.A.	Ownership	16.294	Allianz SE	NO	
							Allianz Multi Horizon Long Terme	FRA	IA	Allianz Vie S.A.	Ownership	39.705	Allianz SE	NO	
							Allianz Multi Horizon Long Terme	FRA	IA	Allianz Retraite S.A.	Ownership	5.933	Allianz SE	NO	
							Allianz Multi Opportunités	FRA	IA	Allianz Vie S.A.	Ownership	89.111	Allianz SE	NO	
							Allianz Multi Rendement Réel	FRA	IA	Allianz Vie S.A.	Ownership	79.850	Allianz SE	NO	
							Allianz Multi Rendement Réel	FRA	IA	Allianz Retraite S.A.	Ownership	3.248	Allianz SE	NO	
							Allianz Mutual Funds Management Company S.A.	GRC	NIA	Allianz Helias Single Member Insurance S.A.	Ownership	100.000	Allianz SE	NO	
							Allianz Nederland Groep N.V.	NLD	NIA	Allianz Europe B.V.	Ownership	100.000	Allianz SE	NO	
							Allianz Neo ISR 2019	LUX	NIA	Allianz Vie S.A.	Ownership	99.979	Allianz SE	NO	
							Allianz Neo ISR 2020	LUX	NIA	Allianz Vie S.A.	Ownership	99.969	Allianz SE	NO	
							Allianz Neo Isr 2021	LUX	NIA	Allianz Vie S.A.	Ownership	99.974	Allianz SE	NO	
			AA-1960043				Allianz New Zealand Limited	NZL	IA	Allianz Australia Limited	Ownership	100.000	Allianz SE	NO	
							Allianz Nigeria Insurance Limited	NGA	NIA	Allianz Africa Holding GmbH	Ownership	100.000	Allianz SE	NO	
							Allianz Nikko Pte. Ltd.	SGP	NIA	Allianz Sakura Multifamily Lux SCSp	Ownership	100.000	Allianz SE	NO	
							Allianz Nikko Pte. Ltd.	SGP	NIA	Allianz Nikko Pte. Ltd.	Ownership	100.000	Allianz SE	NO	
							Allianz NM 28 GmbH & Co. KG	DEU	NIA	ARE Funds AZL GmbH	Ownership	36.100	Allianz SE	NO	

ANNUAL STATEMENT FOR THE YEAR 2021 OF THE The American Insurance Company

SCHEDULE Y

PART 1A - DETAIL OF INSURANCE HOLDING COMPANY SYSTEM

1	2	3	4	5	6	7	8	9	10	11	12	13	14	15	16
Group Code	Group Name	NAIC Company Code	ID Number	Federal RSSD	CIK	Name of Securities Exchange if Publicly Traded (U.S. or International)	Names of Parent, Subsidiaries Or Affiliates	Domiciliary Location	Relationship to Reporting Entity	Directly Controlled by (Name of Entity/Person)	Type of Control (Ownership, Board, Management, Attorney-in-Fact, Influence, Other)	If Control is Ownership Provide Percentage	Ultimate Controlling Entity(ies)/Person(s)	Is an SCA Filing Required? (Yes/No)	*
							Allianz NI 28 GmbH & Co. KG	.DEU	NIA	Allianz Pensionskasse Aktiengesellschaft	Ownership	31.280	Allianz SE	NO	
							Allianz NI 28 GmbH & Co. KG	.DEU	NIA	Allianz Versicherungs-Aktiengesellschaft	Ownership	17.900	Allianz SE	NO	
							Allianz NI 28 GmbH & Co. KG	.DEU	NIA	ARE Funds APKV GmbH	Ownership	8.020	Allianz SE	NO	
							Allianz Northern Ireland Limited	.GBR	NIA	Allianz Holdings p.l.c.	Ownership	100.000	Allianz SE	NO	
							Allianz Objektbeteiligungs-GmbH	.DEU	NIA	Allianz Lebensversicherungs-Aktiengesellschaft	Ownership	100.000	Allianz SE	NO	
							Allianz Obligations Internationales	.FRA	IA	Allianz Retraite S.A.	Ownership	72.636	Allianz SE	NO	
							Allianz Obligations Internationales	.FRA	IA	Allianz Vie S.A.	Ownership	8.195	Allianz SE	NO	
							Allianz of Asia-Pacific and Africa GmbH	.DEU	NIA	Allianz SE	Ownership	100.000	Allianz SE	NO	
							Allianz ONE - Business Solutions GmbH	.DEU	NIA	Allianz Deutschland AG	Ownership	100.000	Allianz SE	NO	
							Allianz Opéra	.FRA	IA	Allianz Retraite S.A.	Ownership	88.238	Allianz SE	NO	
							Allianz Opéra	.FRA	IA	Allianz Vie S.A.	Ownership	11.718	Allianz SE	NO	
							Allianz OrtungsServices GmbH	.DEU	NIA	META Finanz-Informationssysteme GmbH	Ownership	100.000	Allianz SE	NO	
							Allianz p.l.c.	.IRL	IA	Allianz Holdings p.l.c.	Ownership	100.000	Allianz SE	NO	
							Allianz Partners Deutschland GmbH	.DEU	NIA	Allianz Partners S.A.S.	Ownership	51.000	Allianz SE	NO	
							Allianz Partners Deutschland GmbH	.DEU	NIA	Allianz Versicherungs-Aktiengesellschaft	Ownership	49.000	Allianz SE	NO	
							Allianz Partners S.A.S.	.FRA	NIA	Allianz SE	Ownership	100.000	Allianz SE	NO	
							Allianz Patrimoine Immobilier SAS	.FRA	NIA	Immovalor Gestion S.A.	Ownership	60.000	Allianz SE	NO	
							Allianz Patrimoine Immobilier SAS	.FRA	NIA	Allianz Banque S.A.	Ownership	40.000	Allianz SE	NO	
							Allianz PCREL US Debt S.A.	.LUX	NIA	Allianz Lebensversicherungs-Aktiengesellschaft	Ownership	76.670	Allianz SE	NO	
							Allianz PCREL US Debt S.A.	.LUX	NIA	Allianz US Debt Holding S.A.	Ownership	23.330	Allianz SE	NO	
							Allianz Pension Consult GmbH	.DEU	NIA	Allianz Lebensversicherungs-Aktiengesellschaft	Ownership	100.000	Allianz SE	NO	
							Allianz Pension Direkt Infrastruktur GmbH	.DEU	NIA	Allianz Pensionskasse Aktiengesellschaft	Ownership	100.000	Allianz SE	NO	
							Allianz Pension Fund Trustees Ltd.	.GBR	NIA	Allianz Insurance plc	Ownership	100.000	Allianz SE	NO	
							Allianz Pension Partners GmbH	.DEU	NIA	Allianz Deutschland AG	Ownership	100.000	Allianz SE	NO	
							Allianz Pension Service GmbH	.DEU	NIA	Allianz Lebensversicherungs-Aktiengesellschaft	Ownership	51.000	Allianz SE	NO	
							Allianz Pension Service GmbH	.DEU	NIA	Allianz SE	Ownership	34.000	Allianz SE	NO	
							Allianz Pension Service GmbH	.DEU	NIA	Allianz Global Investors GmbH	Ownership	15.000	Allianz SE	NO	
							Allianz Pension Services AG	.CHE	NIA	Allianz Suisse Lebensversicherungs-Gesellschaft AG	Ownership	100.000	Allianz SE	NO	
							Allianz Pensionsfonds Aktiengesellschaft	.DEU	NIA	Allianz Lebensversicherungs-Aktiengesellschaft	Ownership	100.000	Allianz SE	NO	
							Allianz Pensionskasse Aktiengesellschaft	.AUT	NIA	Allianz Elementar Versicherungs-Aktiengesellschaft	Ownership	100.000	Allianz SE	NO	
							Allianz Pensionskasse Aktiengesellschaft	.AUT	IA	Allianz Lebensversicherungs-Aktiengesellschaft	Ownership	100.000	Allianz SE	NO	
							Allianz penzijnji spolecnost a.s.	.CZE	NIA	Allianz pojistovna a.s.	Ownership	100.000	Allianz SE	NO	
							Allianz Perfekta 71 S.A.	.LUX	NIA	Allianz Finance IX Luxembourg S.A.	Ownership	94.900	Allianz SE	NO	
							Allianz PIMCO Corporate	.AUT	IA	Allianz Elementar Lebensversicherungs-Aktiengesellschaft	Ownership	96.290	Allianz SE	NO	
							Allianz PIMCO Mortgage	.AUT	IA	Allianz Elementar Lebensversicherungs-Aktiengesellschaft	Ownership	93.730	Allianz SE	NO	
							Allianz PIMCO Mortgage	.AUT	IA	Allianz Pensionskasse Aktiengesellschaft	Ownership	1.140	Allianz SE	NO	
							Allianz PK-PD Fonds	.DEU	NIA	Allianz Pensionskasse Aktiengesellschaft	Ownership	100.000	Allianz SE	NO	
							Allianz PKV-PD Fonds	.DEU	NIA	Allianz Private Krankenversicherungs-Aktiengesellschaft	Ownership	100.000	Allianz SE	NO	
							Allianz PNB Life Insurance Inc.	.PHL	IA	Allianz SE	Ownership	51.000	Allianz SE	NO	
							Allianz pojistovna a.s.	.CZE	NIA	Allianz Holding eins GmbH	Ownership	100.000	Allianz SE	NO	
							Allianz Polska Services Sp. z o.o.	.POL	NIA	TUIR Allianz Polska S.A.	Ownership	100.000	Allianz SE	NO	
							Allianz Positive Change	.LUX	NIA	Allianz Lebensversicherungs-Aktiengesellschaft	Ownership	30.430	Allianz SE	NO	

ANNUAL STATEMENT FOR THE YEAR 2021 OF THE The American Insurance Company

SCHEDULE Y

PART 1A - DETAIL OF INSURANCE HOLDING COMPANY SYSTEM

1	2	3	4	5	6	7	8	9	10	11	12	13	14	15	16
Group Code	Group Name	NAIC Company Code	ID Number	Federal RSSD	CIK	Name of Securities Exchange if Publicly Traded (U.S. or International)	Names of Parent, Subsidiaries Or Affiliates	Domiciliary Location	Relationship to Reporting Entity	Directly Controlled by (Name of Entity/Person)	Type of Control (Ownership, Board, Management, Attorney-in-Fact, Influence, Other)	If Control is Ownership Provide Percentage	Ultimate Controlling Entity(ies)/Person(s)	Is an SCA Filing Required? (Yes/No)	*
							Allianz Premie Pensioen Instelling B.V.	NLD	NIA	Allianz Nederland Groep N.V.	Ownership	100.000	Allianz SE	NO	
							Allianz Presse Infra GP S.à r.l.	LUX	NIA	Allianz Lebensversicherungs-Aktiengesellschaft	Ownership	92.400	Allianz SE	NO	
							Allianz Presse Infra S.C.S.	LUX	NIA	Allianz Lebensversicherungs-Aktiengesellschaft	Ownership	92.400	Allianz SE	NO	
							Allianz Presse US REIT GP LLC	US	NIA	Allianz Lebensversicherungs-Aktiengesellschaft	Ownership	92.400	Allianz SE	NO	
							Allianz Presse US REIT LP	US	NIA	Allianz Lebensversicherungs-Aktiengesellschaft	Ownership	92.400	Allianz SE	NO	
							Allianz Private Credit Fund S.A. SICAV-RAIF	LUX	NIA	Allianz Global Investors GmbH	Ownership	100.000	Allianz SE	NO	
							Allianz Private Equity Fund SCSp	LUX	NIA	Allianz Presse Infra S.C.S.	Ownership	97.107	Allianz SE	NO	
							Allianz Private Equity GmbH	DEU	IA	Allianz Leben Private Equity Fonds 2001 GmbH	Ownership	100.000	Allianz SE	NO	
							Allianz Private Equity GP S.à r.l.	LUX	NIA	Allianz Capital Partners GmbH	Ownership	100.000	Allianz SE	NO	
							Allianz Private Equity Partners Europa III	ITA	NIA	Allianz S.p.A.	Ownership	59.047	Allianz SE	NO	
							Allianz Private Equity Partners Europa III	ITA	NIA	Allianz S.p.A.	Ownership	34.862	Allianz SE	NO	
							Allianz Private Equity Partners Europa III	ITA	NIA	Allianz Direct S.p.A.	Ownership	5.697	Allianz SE	NO	
							Allianz Private Equity Partners IV	ITA	NIA	Allianz S.p.A.	Ownership	70.000	Allianz SE	NO	
							Allianz Private Equity Partners IV	ITA	NIA	Allianz S.p.A.	Ownership	26.000	Allianz SE	NO	
							Allianz Private Equity Partners IV	ITA	NIA	Allianz Direct S.p.A.	Ownership	4.000	Allianz SE	NO	
							Allianz Private Equity Partners V	ITA	NIA	Allianz S.p.A.	Ownership	79.500	Allianz SE	NO	
							Allianz Private Equity Partners V	ITA	NIA	CreditRas Vita S.p.A.	Ownership	10.000	Allianz SE	NO	
							Allianz Private Equity Partners V	ITA	NIA	Allianz Direct S.p.A.	Ownership	9.000	Allianz SE	NO	
							Allianz Private Equity Partners V	ITA	NIA	CreditRas Assicurazioni S.p.A.	Ownership	1.500	Allianz SE	NO	
							Allianz Private Equity Partners Verwaltungs GmbH	DEU	NIA	Allianz Capital Partners GmbH	Ownership	100.000	Allianz SE	NO	
				4254182			Allianz Private Krankenversicherungs-Aktiengesellschaft	DEU	IA	Allianz Deutschland AG	Ownership	100.000	Allianz SE	NO	
							Allianz Properties Limited	GBR	NIA	Allianz Insurance plc	Ownership	100.000	Allianz SE	NO	
							Allianz ProzessFinanz GmbH	DEU	NIA	Allianz Versicherungs-Aktiengesellschaft	Ownership	100.000	Allianz SE	NO	
							Allianz PSVaG Private Debt Fund SA SICAV-RAIF	LUX	NIA	Allianz Global Investors GmbH	Ownership	100.000	Allianz SE	NO	
							Allianz PV-RD Fonds	DEU	NIA	Allianz Lebensversicherungs-Aktiengesellschaft	Ownership	92.400	Allianz SE	NO	
							Allianz PV-WS Fonds	DEU	NIA	Allianz Lebensversicherungs-Aktiengesellschaft	Ownership	92.400	Allianz SE	NO	
							Allianz Re Argentina S.A.	ARG	IA	Allianz Argentina Compañía de Seguros Generales S.A.	Ownership	95.000	Allianz SE	NO	
							Allianz Re Argentina S.A.	ARG	IA	AGF Inversiones S.A.	Ownership	5.000	Allianz SE	NO	
							Allianz Re Asia Fonds	DEU	NIA	Allianz SE	Ownership	100.000	Allianz SE	NO	
							Allianz Re Dublin dac	IRL	IA	Allianz Europe B.V.	Ownership	55.047	Allianz SE	NO	
							Allianz Re Dublin dac	IRL	IA	Euler Hermes Group SAS	Ownership	44.953	Allianz SE	NO	
							Allianz Real Estate Investment S.A.	LUX	NIA	Allianz Finance VII Luxembourg S.A.	Ownership	100.000	Allianz SE	NO	
							Allianz Real Estate Trust II (1)	AUS	NIA	Allianz Lebensversicherungs-Aktiengesellschaft	Ownership	81.266	Allianz SE	NO	
							Allianz Real Estate Trust II (1)	AUS	NIA	Allianz Private Krankenversicherungs-Aktiengesellschaft	Ownership	10.780	Allianz SE	NO	
							Allianz Real Estate Trust II (1)	AUS	NIA	Allianz Pensionskasse Aktiengesellschaft	Ownership	4.190	Allianz SE	NO	
							Allianz Real Estate Trust II (1)	AUS	NIA	Allianz Global Corporate & Specialty SE	Ownership	2.990	Allianz SE	NO	
							Allianz Real Estate Trust II (2)	AUS	NIA	Allianz Lebensversicherungs-Aktiengesellschaft	Ownership	81.266	Allianz SE	NO	
							Allianz Real Estate Trust II (2)	AUS	NIA	Allianz Private Krankenversicherungs-Aktiengesellschaft	Ownership	10.780	Allianz SE	NO	
							Allianz Real Estate Trust II (2)	AUS	NIA	Allianz Pensionskasse Aktiengesellschaft	Ownership	4.190	Allianz SE	NO	

ANNUAL STATEMENT FOR THE YEAR 2021 OF THE The American Insurance Company

SCHEDULE Y

PART 1A - DETAIL OF INSURANCE HOLDING COMPANY SYSTEM

1	2	3	4	5	6	7	8	9	10	11	12	13	14	15	16
Group Code	Group Name	NAIC Company Code	ID Number	Federal RSSD	CIK	Name of Securities Exchange if Publicly Traded (U.S. or International)	Names of Parent, Subsidiaries Or Affiliates	Domiciliary Location	Relationship to Reporting Entity	Directly Controlled by (Name of Entity/Person)	Type of Control (Ownership, Board, Management, Attorney-in-Fact, Influence, Other)	If Control is Ownership Provide Percentage	Ultimate Controlling Entity(ies)/Person(s)	Is an SCA Filing Required? (Yes/No)	*
							Allianz Real Estate Trust II (2)	AUS	NIA	Allianz Global Corporate & Specialty SE	Ownership	2.990	Allianz SE	NO	
							Allianz Real Estate Trust III (1)	AUS	NIA	Allianz Lebensversicherungs-Aktiengesellschaft	Ownership	79.090	Allianz SE	NO	
							Allianz Real Estate Trust III (1)	AUS	NIA	Allianz Versicherungs-Aktiengesellschaft	Ownership	7.220	Allianz SE	NO	
							Allianz Real Estate Trust III (1)	AUS	NIA	Allianz Private Krankenversicherungs-Aktiengesellschaft	Ownership	7.220	Allianz SE	NO	
							Allianz Real Estate Trust III (1)	AUS	NIA	Allianz Pensionskasse Aktiengesellschaft	Ownership	4.330	Allianz SE	NO	
							Allianz Real Estate Trust III (1) Sub-trust (1)	AUS	NIA	Allianz Real Estate Trust III (1)	Ownership	100.000	Allianz SE	NO	
							Allianz Real Estate Trust III (2)	AUS	NIA	Allianz Lebensversicherungs-Aktiengesellschaft	Ownership	79.090	Allianz SE	NO	
							Allianz Real Estate Trust III (2)	AUS	NIA	Allianz Versicherungs-Aktiengesellschaft	Ownership	7.220	Allianz SE	NO	
							Allianz Real Estate Trust III (2)	AUS	NIA	Allianz Private Krankenversicherungs-Aktiengesellschaft	Ownership	7.220	Allianz SE	NO	
							Allianz Real Estate Trust III (2)	AUS	NIA	Allianz Pensionskasse Aktiengesellschaft	Ownership	4.330	Allianz SE	NO	
							Allianz Real Estate Trust IV	AUS	NIA	ARE Funds AZL GmbH	Ownership	85.950	Allianz SE	NO	
							Allianz Real Estate Trust IV	AUS	NIA	ARE Funds APKV GmbH	Ownership	9.550	Allianz SE	NO	
							Allianz Rechtsschutz-Service GmbH	DEU	NIA	Allianz Versicherungs-Aktiengesellschaft	Ownership	100.000	Allianz SE	NO	
							Allianz Reinsurance Management Services Inc.	US	NIA	Allianz of America Inc.	Ownership	100.000	Allianz SE	NO	
							Allianz Renewable Energy Fund II S.A. SICAV-SIF	LUX	NIA	Allianz Global Corporate & Specialty SE	Ownership	10.783	Allianz SE	NO	
							Allianz Renewable Energy Fund II S.A. SICAV-SIF	LUX	NIA	Allianz Benelux S.A.	Ownership	4.046	Allianz SE	NO	
							Allianz Renewable Energy Fund III GP SCSp	LUX	NIA	Allianz Global Investors GmbH	Ownership	100.000	Allianz SE	NO	
							Allianz Renewable Energy Fund III Lux GP S.à r.l.	LUX	NIA	Allianz Global Investors GmbH	Ownership	100.000	Allianz SE	NO	
							Allianz Renewable Energy Fund Management I Ltd.	GBR	NIA	Allianz Capital Partners GmbH	Ownership	100.000	Allianz SE	NO	
							Allianz Renewable Energy Management AT GmbH	AUT	NIA	Allianz Renewable Energy Partners Luxembourg IV S.A.	Ownership	100.000	Allianz SE	NO	
							Allianz Renewable Energy Management AT II GmbH	AUT	NIA	Allianz Renewable Energy Partners Luxembourg VI S.A.	Ownership	100.000	Allianz SE	NO	
							Allianz Renewable Energy Management GmbH	DEU	NIA	Allianz Capital Partners GmbH	Ownership	100.000	Allianz SE	NO	
							Allianz Renewable Energy Partners I LP	DEU	NIA	Allianz Lebensversicherungs-Aktiengesellschaft	Ownership	85.000	Allianz SE	NO	
							Allianz Renewable Energy Partners I LP	DEU	NIA	Allianz Versicherungs-Aktiengesellschaft	Ownership	15.000	Allianz SE	NO	
							Allianz Renewable Energy Partners II Limited	GBR	NIA	Allianz Renewable Energy Partners Luxembourg II S.A.	Ownership	100.000	Allianz SE	NO	
							Allianz Renewable Energy Partners III LP	GBR	NIA	Allianz Lebensversicherungs-Aktiengesellschaft	Ownership	49.670	Allianz SE	NO	
							Allianz Renewable Energy Partners III LP	GBR	NIA	Allianz Renewable Energy Partners V Limited	Ownership	44.710	Allianz SE	NO	
							Allianz Renewable Energy Partners III LP	GBR	NIA	Allianz Private Krankenversicherungs-Aktiengesellschaft	Ownership	4.880	Allianz SE	NO	
							Allianz Renewable Energy Partners IV Limited	GBR	NIA	Allianz Renewable Energy Partners Luxembourg IV S.A.	Ownership	99.260	Allianz SE	NO	
							Allianz Renewable Energy Partners IX Limited	GBR	NIA	Allianz Lebensversicherungs-Aktiengesellschaft	Ownership	71.132	Allianz SE	NO	
							Allianz Renewable Energy Partners IX Limited	GBR	NIA	Allianz IARD S.A.	Ownership	18.000	Allianz SE	NO	
							Allianz Renewable Energy Partners IX Limited	GBR	NIA	Allianz Private Krankenversicherungs-Aktiengesellschaft	Ownership	10.100	Allianz SE	NO	

ANNUAL STATEMENT FOR THE YEAR 2021 OF THE The American Insurance Company

SCHEDULE Y

PART 1A - DETAIL OF INSURANCE HOLDING COMPANY SYSTEM

1	2	3	4	5	6	7	8	9	10	11	12	13	14	15	16
Group Code	Group Name	NAIC Company Code	ID Number	Federal RSSD	CIK	Name of Securities Exchange if Publicly Traded (U.S. or International)	Names of Parent, Subsidiaries Or Affiliates	Domiciliary Location	Relationship to Reporting Entity	Directly Controlled by (Name of Entity/Person)	Type of Control (Ownership, Board, Management, Attorney-in-Fact, Influence, Other)	If Control is Ownership Provide Percentage	Ultimate Controlling Entity(ies)/Person(s)	Is an SCA Filing Required? (Yes/No)	*
							Allianz Renewable Energy Partners Luxembourg II S.A.	DEU	NIA	Allianz Lebensversicherungs-Aktiengesellschaft	Ownership	85.000	Allianz SE	NO	
							Allianz Renewable Energy Partners Luxembourg II S.A.	DEU	NIA	Allianz Versicherungs-Aktiengesellschaft	Ownership	15.000	Allianz SE	NO	
							Allianz Renewable Energy Partners Luxembourg IV S.A.	LUX	NIA	Allianz Lebensversicherungs-Aktiengesellschaft	Ownership	49.670	Allianz SE	NO	
							Allianz Renewable Energy Partners Luxembourg IV S.A.	LUX	NIA	Allianz Renewable Energy Partners Luxembourg V S.A.	Ownership	44.710	Allianz SE	NO	
							Allianz Renewable Energy Partners Luxembourg IV S.A.	LUX	NIA	Allianz Private Krankenversicherungs-Aktiengesellschaft	Ownership	4.880	Allianz SE	NO	
							Allianz Renewable Energy Partners Luxembourg V S.A.	LUX	NIA	Allianz Vie S.A.	Ownership	34.096	Allianz SE	NO	
							Allianz Renewable Energy Partners Luxembourg V S.A.	LUX	NIA	Allianz Versicherungs-Aktiengesellschaft	Ownership	27.277	Allianz SE	NO	
							Allianz Renewable Energy Partners Luxembourg V S.A.	LUX	NIA	Allianz S.p.A.	Ownership	12.729	Allianz SE	NO	
							Allianz Renewable Energy Partners Luxembourg V S.A.	LUX	NIA	Allianz IARD S.A.	Ownership	11.365	Allianz SE	NO	
							Allianz Renewable Energy Partners Luxembourg V S.A.	LUX	NIA	Allianz Versicherungs-Aktiengesellschaft	Ownership	9.078	Allianz SE	NO	
							Allianz Renewable Energy Partners Luxembourg V S.A.	LUX	NIA	Allianz S.p.A.	Ownership	5.455	Allianz SE	NO	
							Allianz Renewable Energy Partners Luxembourg VI S.A.	LUX	NIA	Allianz Lebensversicherungs-Aktiengesellschaft	Ownership	54.510	Allianz SE	NO	
							Allianz Renewable Energy Partners Luxembourg VI S.A.	LUX	NIA	Allianz Renewable Energy Partners Luxembourg VIII S.A.	Ownership	37.900	Allianz SE	NO	
							Allianz Renewable Energy Partners Luxembourg VI S.A.	LUX	NIA	Allianz Private Krankenversicherungs-Aktiengesellschaft	Ownership	7.590	Allianz SE	NO	
							Allianz Renewable Energy Partners Luxembourg VIII S.A.	LUX	NIA	Allianz Vie S.A.	Ownership	43.536	Allianz SE	NO	
							Allianz Renewable Energy Partners Luxembourg VIII S.A.	LUX	NIA	Allianz IARD S.A.	Ownership	14.512	Allianz SE	NO	
							Allianz Renewable Energy Partners Luxembourg VIII S.A.	LUX	NIA	Allianz S.p.A.	Ownership	11.873	Allianz SE	NO	
							Allianz Renewable Energy Partners Luxembourg VIII S.A.	LUX	NIA	Allianz Versicherungs-Aktiengesellschaft	Ownership	10.923	Allianz SE	NO	
							Allianz Renewable Energy Partners Luxembourg VIII S.A.	LUX	NIA	Allianz S.p.A.	Ownership	9.763	Allianz SE	NO	
							Allianz Renewable Energy Partners Luxembourg VIII S.A.	LUX	NIA	Allianz Versicherungs-Aktiengesellschaft	Ownership	7.282	Allianz SE	NO	
							Allianz Renewable Energy Partners Luxembourg VIII S.A.	LUX	NIA	Allianz Direct S.p.A.	Ownership	2.111	Allianz SE	NO	
							Allianz Renewable Energy Partners V Limited	GBR	NIA	Allianz Renewable Energy Partners Luxembourg V S.A.	Ownership	100.000	Allianz SE	NO	
							Allianz Renewable Energy Partners VI Limited	GBR	NIA	Allianz Renewable Energy Partners Luxembourg VI S.A.	Ownership	100.000	Allianz SE	NO	
							Allianz Renewable Energy Partners VII LP	GBR	NIA	Allianz Lebensversicherungs-Aktiengesellschaft	Ownership	54.510	Allianz SE	NO	
							Allianz Renewable Energy Partners VII LP	GBR	NIA	Allianz Renewable Energy Partners VIII Limited	Ownership	37.900	Allianz SE	NO	
							Allianz Renewable Energy Partners VII LP	GBR	NIA	Allianz Private Krankenversicherungs-Aktiengesellschaft	Ownership	7.590	Allianz SE	NO	
							Allianz Renewable Energy Partners VIII Limited	GBR	NIA	Allianz Renewable Energy Partners Luxembourg VIII S.A.	Ownership	100.000	Allianz SE	NO	

97.21

ANNUAL STATEMENT FOR THE YEAR 2021 OF THE The American Insurance Company

SCHEDULE Y

PART 1A - DETAIL OF INSURANCE HOLDING COMPANY SYSTEM

1	2	3	4	5	6	7	8	9	10	11	12	13	14	15	16
Group Code	Group Name	NAIC Company Code	ID Number	Federal RSSD	CIK	Name of Securities Exchange if Publicly Traded (U.S. or International)	Names of Parent, Subsidiaries Or Affiliates	Domiciliary Location	Relationship to Reporting Entity	Directly Controlled by (Name of Entity/Person)	Type of Control (Ownership, Board, Management, Attorney-in-Fact, Influence, Other)	If Control is Ownership Provide Percentage	Ultimate Controlling Entity(ies)/Person(s)	Is an SCA Filing Required? (Yes/No)	*
							Allianz Renewable Energy Subholding GmbH & Co. KG	DEU	NIA	Allianz Renewable Energy Partners I LP	Ownership	100.000	Allianz SE	NO	
							Allianz Renewable Green Infrastructure Fund IV (Lux) S.A. SICAV-RAIF	LUX	NIA	Allianz Global Investors GmbH	Ownership	100.000	Allianz SE	NO	
							Allianz Residential Mortgage Company S.A.	LUX	NIA	Allianz Vermogen B.V.	Ownership	100.000	Allianz SE	NO	
							Allianz Resilient Credit Euro Fund GP S.à r.l.	LUX	NIA	Allianz Global Investors GmbH	Ownership	100.000	Allianz SE	NO	
							Allianz Resilient Opportunistic Credit Feeder Fund SA SICAV-RAIF	LUX	NIA	Allianz Global Investors GmbH	Ownership	100.000	Allianz SE	NO	
							Allianz Resilient Opportunistic Credit Fund GP S.à r.l.	LUX	NIA	Allianz Global Investors GmbH	Ownership	100.000	Allianz SE	NO	
							Allianz Resilient Opportunistic Credit Fund SCSp SICAV-RAIF	LUX	NIA	Allianz Resilient Opportunistic Credit Fund GP S.à r.l.	Ownership	90.909	Allianz SE	NO	
							Allianz Resilient Opportunistic Credit Fund SCSp SICAV-RAIF	LUX	NIA	Allianz Resilient Opportunistic Credit Feeder Fund SA SICAV-RAIF	Ownership	9.091	Allianz SE	NO	
							Allianz Retraite S.A.	FRA	NIA	Allianz Vie S.A.	Ownership	100.000	Allianz SE	NO	
							Allianz RFG Fonds	DEU	IA	Allianz Versicherungs-Aktiengesellschaft	Ownership	100.000	Allianz SE	NO	
							Allianz Risk Consulting GmbH	DEU	NIA	Allianz Global Corporate & Specialty SE	Ownership	100.000	Allianz SE	NO	
							Allianz Risk Transfer AG	CHE	IA	AGCS International Holding B.V.	Ownership	60.000	Allianz SE	NO	
							Allianz Risk Transfer AG	CHE	IA	Allianz Global Corporate & Specialty SE	Ownership	40.000	Allianz SE	NO	
							Allianz S.A. de C.V.	MEX	NIA	Allianz México S.A. Compañía de Seguros	Ownership	99.000	Allianz SE	NO	
							Allianz S.A. de C.V.	MEX	NIA	Allianz of America Inc.	Ownership	1.000	Allianz SE	NO	
			AA-1360182				Allianz S.p.A.	ITA	NIA	Allianz Europe B.V.	Ownership	100.000	Allianz SE	NO	
							Allianz Saint Marc CL	FRA	IA	Allianz Retraite S.A.	Ownership	99.995	Allianz SE	NO	
							Allianz Sakura Multifamily 1 Pte. Ltd.	SGP	NIA	Allianz Sakura Multifamily Lux SCSp	Ownership	100.000	Allianz SE	NO	
							Allianz Sakura Multifamily 2 Pte. Ltd.	SGP	NIA	Allianz Sakura Multifamily 1 Pte. Ltd.	Ownership	100.000	Allianz SE	NO	
							Allianz Sakura Multifamily Lux GP S.à r.l.	LUX	NIA	Allianz Lebensversicherungs-Aktiengesellschaft	Ownership	100.000	Allianz SE	NO	
							Allianz Sakura Multifamily Lux SCSp	LUX	NIA	ARE Funds AZL GmbH	Ownership	90.900	Allianz SE	NO	
							Allianz Sakura Multifamily Lux SCSp	LUX	NIA	ARE Funds APKV GmbH	Ownership	9.100	Allianz SE	NO	
							Allianz SAS S.A.S.	COL	NIA	Allianz Colombia S.A.	Ownership	100.000	Allianz SE	NO	
							Allianz Saúde S.A.	BRA	IA	Allianz Seguros S.A.	Ownership	99.999	Allianz SE	NO	
							Allianz Saudi Fransi Cooperative Insurance Company	SAU	NIA	Allianz Europe B.V.	Ownership	18.500	Allianz SE	NO	
							Allianz Saudi Fransi Cooperative Insurance Company	SAU	NIA	Allianz France S.A.	Ownership	16.250	Allianz SE	NO	
							Allianz Saudi Fransi Cooperative Insurance Company	SAU	NIA	Allianz MENA Holding (Bermuda) Ltd.	Ownership	16.250	Allianz SE	NO	
							Allianz SDR Fonds	DEU	IA	Allianz Versicherungs-Aktiengesellschaft	Ownership	100.000	Allianz SE	NO	
							Allianz SE Ashmore Emerging Markets Corporates Fund	DEU	NIA	Allianz SE	Ownership	100.000	Allianz SE	NO	
							Allianz Sécurité	FRA	IA	Allianz Vie S.A.	Ownership	88.580	Allianz SE	NO	
							Allianz Sécurité	FRA	IA	Allianz Retraite S.A.	Ownership	1.398	Allianz SE	NO	
							Allianz Sécurité PEA	FRA	IA	Allianz Retraite S.A.	Ownership	20.815	Allianz SE	NO	
							Allianz Seguros de Vida S.A.	COL	NIA	Allianz Colombia S.A.	Ownership	94.987	Allianz SE	NO	
							Allianz Seguros de Vida S.A.	COL	NIA	Allianz Inversiones S.A.	Ownership	4.989	Allianz SE	NO	
			AA-2230120				Allianz Seguros S.A.	BRA	IA	Allianz do Brasil Participações Ltda.	Ownership	99.995	Allianz SE	NO	
			AA-2230120				Allianz Seguros S.A.	BRA	IA	Allianz Colombia S.A.	Ownership	94.995	Allianz SE	NO	
			AA-2230120				Allianz Seguros S.A.	BRA	IA	Allianz Seguros de Vida S.A.	Ownership	4.889	Allianz SE	NO	
							Allianz Selection Alternative	LUX	NIA	Allianz Vie S.A.	Ownership	100.000	Allianz SE	NO	
							Allianz Selection Fixed Income	LUX	NIA	Allianz Vie S.A.	Ownership	100.000	Allianz SE	NO	
							Allianz Selection Small and Midcap Equity	LUX	NIA	Allianz Vie S.A.	Ownership	99.999	Allianz SE	NO	
							Allianz Sénégal Assurances SA	SEN	IA	Allianz Africa SAS	Ownership	83.378	Allianz SE	NO	
							Allianz Sénégal Assurances Vie SA	SEN	IA	Allianz Africa SAS	Ownership	98.488	Allianz SE	NO	

97.22

ANNUAL STATEMENT FOR THE YEAR 2021 OF THE The American Insurance Company

SCHEDULE Y

PART 1A - DETAIL OF INSURANCE HOLDING COMPANY SYSTEM

1	2	3	4	5	6	7	8	9	10	11	12	13	14	15	16
Group Code	Group Name	NAIC Company Code	ID Number	Federal RSSD	CIK	Name of Securities Exchange if Publicly Traded (U.S. or International)	Names of Parent, Subsidiaries Or Affiliates	Domiciliary Location	Relationship to Reporting Entity	Directly Controlled by (Name of Entity/Person)	Type of Control (Ownership, Board, Management, Attorney-in-Fact, Influence, Other)	If Control is Ownership Provide Percentage	Ultimate Controlling Entity(ies)/Person(s)	Is an SCA Filing Required? (Yes/No)	*
			AA-1860680				Allianz SE-PD Fonds	.DEU	NIA	Allianz SE	Ownership	100.000	Allianz SE	NO	
							Allianz Service Center GmbH	.DEU	NIA	Allianz Beratungs- und Vertriebs-AG	Ownership	100.000	Allianz SE	NO	
							Allianz Services (UK) Limited	.FRA	NIA	Allianz Global Corporate & Specialty SE	Ownership	100.000	Allianz SE	NO	
							Allianz Services Mauritius LLC	.MUS	NIA	Allianz Technology SE	Ownership	100.000	Allianz SE	NO	
							Allianz Services Private Ltd.	.IND	NIA	Allianz Technology SE	Ownership	99.969	Allianz SE	NO	
							Allianz Serviços e Participações S.A.	.BRA	NIA	Allianz do Brasil Participações Ltda.	Ownership	100.000	Allianz SE	NO	
							Allianz Servizi S.p.A.	.ITA	NIA	Allianz S.p.A.	Ownership	99.999	Allianz SE	NO	
							Allianz SI PF Holding Corp.	.CAN	NIA	Allianz Strategic Investments S.à r.l.	Ownership	100.000	Allianz SE	NO	
							Allianz Sigorta A.S.	.TUR	IA	Allianz SE	Ownership	96.214	Allianz SE	NO	
							Allianz SNA s.a.l.	.LBN	NIA	Allianz MENA Holding (Bermuda) Ltd.	Ownership	100.000	Allianz SE	NO	
							Allianz SOA Fonds	.DEU	IA	Allianz Lebensversicherungs- Aktiengesellschaft	Ownership	100.000	Allianz SE	NO	
							Allianz Sociedade Gestora de Fundos de Pensões S.A.	.PRT	NIA	Companhia de Seguros Allianz Portugal S.A.	Ownership	88.595	Allianz SE	NO	
							Allianz Société Financière S.à r.l.	.LUX	NIA	Allianz Leben Real Estate Holding I S.à r.l.	Ownership	75.000	Allianz SE	NO	
							Allianz Société Financière S.à r.l.	.LUX	NIA	Allianz Hold Co Real Estate S.à r.l.	Ownership	25.000	Allianz SE	NO	
							Allianz Soluciones de Inversión AV S.A.	.ESP	NIA	Allianz Compañía de Seguros y Reaseguros S.A.	Ownership	100.000	Allianz SE	NO	
							Allianz South America Holding B.V.	.NLD	NIA	Allianz Europe B.V.	Ownership	100.000	Allianz SE	NO	
							Allianz Special Opportunities Alternative Fund	.ITA	NIA	Allianz S.p.A.	Ownership	70.000	Allianz SE	NO	
							Allianz Special Opportunities Alternative Fund	.ITA	NIA	Allianz S.p.A.	Ownership	23.200	Allianz SE	NO	
							Allianz Special Opportunities Alternative Fund	.ITA	NIA	Allianz Direct S.p.A.	Ownership	5.600	Allianz SE	NO	
							Allianz Special Opportunities Alternative Fund	.ITA	NIA	CreditRas Assicurazioni S.p.A.	Ownership	1.200	Allianz SE	NO	
							Allianz Sport et Bien-être	.FRA	IA	Allianz Vie S.A.	Ownership	72.324	Allianz SE	NO	
							Allianz Sport et Bien-être	.FRA	IA	Allianz Retraite S.A.	Ownership	5.955	Allianz SE	NO	
							Allianz Strategic Investments LLC	.US	NIA	Allianz Life Insurance Company of North America	Ownership	100.000	Allianz SE	NO	
							Allianz Strategic Investments S.à r.l.	.LUX	NIA	Allianz Finance II Luxembourg S.à r.l.	Ownership	100.000	Allianz SE	NO	
							Allianz Strategy Select 50	.LUX	NIA	Allianz S.p.A.	Ownership	50.000	Allianz SE	NO	
							Allianz Stromversorgungs-GmbH	.DEU	NIA	Allianz Deutschland AG	Ownership	100.000	Allianz SE	NO	
							Allianz Suisse Immobilien AG	.CHE	NIA	Allianz Suisse Versicherungs-Gesellschaft AG	Ownership	100.000	Allianz SE	NO	
							Allianz Suisse Lebensversicherungs-Gesellschaft AG	.CHE	IA	Allianz Suisse Versicherungs-Gesellschaft AG	Ownership	99.993	Allianz SE	NO	
							Allianz Suisse Versicherungs-Gesellschaft AG	.CHE	IA	Allianz Europe B.V.	Ownership	100.000	Allianz SE	NO	
							Allianz Sustainable Health Evolution	.LUX	NIA	Allianz Lebensversicherungs- Aktiengesellschaft	Ownership	49.090	Allianz SE	NO	
							Allianz Sustainable Health Evolution	.LUX	NIA	Allianz IARD S.A.	Ownership	19.774	Allianz SE	NO	
							Allianz Sustainable Health Evolution	.LUX	NIA	Allianz Vie S.A.	Ownership	16.856	Allianz SE	NO	
							Allianz Taiwan Life Insurance Co. Ltd.	.TWN	IA	Allianz SE	Ownership	99.734	Allianz SE	NO	
							Allianz Taunusanlage GbR	.DEU	NIA	Allianz Lebensversicherungs- Aktiengesellschaft	Ownership	59.834	Allianz SE	NO	
							Allianz Taunusanlage GbR	.DEU	NIA	Allianz Versicherungs-Aktiengesellschaft	Ownership	39.695	Allianz SE	NO	
							Allianz Team	.FRA	IA	Allianz Vie S.A.	Ownership	51.762	Allianz SE	NO	
							Allianz Team	.FRA	IA	Allianz Retraite S.A.	Ownership	38.847	Allianz SE	NO	
							Allianz Team Formule 1	.FRA	NIA	Allianz Vie S.A.	Ownership	88.865	Allianz SE	NO	
							Allianz Team Formule 1	.FRA	NIA	Allianz Retraite S.A.	Ownership	5.648	Allianz SE	NO	
							Allianz Technology (Thailand) Co. Ltd.	.THA	NIA	Allianz Technology SE	Ownership	100.000	Allianz SE	NO	

ANNUAL STATEMENT FOR THE YEAR 2021 OF THE The American Insurance Company

SCHEDULE Y

PART 1A - DETAIL OF INSURANCE HOLDING COMPANY SYSTEM

1	2	3	4	5	6	7	8	9	10	11	12	13	14	15	16
Group Code	Group Name	NAIC Company Code	ID Number	Federal RSSD	CIK	Name of Securities Exchange if Publicly Traded (U.S. or International)	Names of Parent, Subsidiaries Or Affiliates	Domi-ciliary Location	Relation-ship to Reporting Entity	Directly Controlled by (Name of Entity/Person)	Type of Control (Ownership, Board, Management, Attorney-in-Fact, Influence, Other)	If Control is Ownership Provide Percentage	Ultimate Controlling Entity(ies)/Person(s)	Is an SCA Filing Re-quired? (Yes/No)	*
							Allianz Technology AG	CHE	NIA	Allianz Suisse Versicherungs-Gesellschaft AG	Ownership	100.000	Allianz SE	NO	
							Allianz Technology GmbH	AUT	NIA	Allianz Elementar Versicherungs-Aktiengesellschaft	Ownership	50.100	Allianz SE	NO	
							Allianz Technology GmbH	AUT	NIA	Allianz Technology SE	Ownership	49.900	Allianz SE	NO	
							Allianz Technology International B.V.	NLD	NIA	Allianz Technology SE	Ownership	100.000	Allianz SE	NO	
							Allianz Technology S.L.	ESP	NIA	Allianz Compañía de Seguros y Reaseguros S.A.	Ownership	51.000	Allianz SE	NO	
							Allianz Technology S.L.	ESP	NIA	Allianz Technology SE	Ownership	49.000	Allianz SE	NO	
							Allianz Technology S.p.A.	ITA	NIA	Allianz Europe B.V.	Ownership	100.000	Allianz SE	NO	
							Allianz Technology SAS	FRA	NIA	Allianz Technology SE	Ownership	100.000	Allianz SE	NO	
							Allianz Technology SE	DEU	NIA	Allianz SE	Ownership	100.000	Allianz SE	NO	
							Allianz Thematic Income	HKG	NIA	Allianz Lebensversicherungs-Aktiengesellschaft	Ownership	100.000	Allianz SE	NO	
							Allianz Tiriac Asigurari SA	ROU	NIA	Allianz Holding eins GmbH	Ownership	52.164	Allianz SE	NO	
							Allianz Tiriac Pensii Private Societate de administrare a fondurilor de pensii private S.A.	ROU	NIA	Allianz Tiriac Asigurari SA	Ownership	100.000	Allianz SE	NO	
							Allianz Transition Secteur Actions Europe	FRA	NIA	Allianz Vie S.A.	Ownership	85.444	Allianz SE	NO	
							Allianz Treuhand GmbH	DEU	NIA	Allianz Lebensversicherungs-Aktiengesellschaft	Ownership	50.000	Allianz SE	NO	
							Allianz Treuhand GmbH	DEU	NIA	Allianz Global Investors GmbH	Ownership	50.000	Allianz SE	NO	
							Allianz USD 1 Fonds	DEU	IA	Allianz Versicherungs-Aktiengesellschaft	Ownership	100.000	Allianz SE	NO	
							Allianz UK Infrastructure Debt GP 2 Limited	GBR	NIA	Allianz Global Investors GmbH	Ownership	100.000	Allianz SE	NO	
							Allianz UK Infrastructure Debt GP Limited	GBR	NIA	Allianz Global Investors GmbH	Ownership	100.000	Allianz SE	NO	
							Allianz Ukraine LLC	RUS	IA	Allianz Holding eins GmbH	Ownership	99.978	Allianz SE	NO	
							Allianz US Debt Holding S.A.	LUX	NIA	Allianz Private Krankenversicherungs-Aktiengesellschaft	Ownership	42.857	Allianz SE	NO	
							Allianz US Debt Holding S.A.	LUX	NIA	Allianz Versicherungs-Aktiengesellschaft	Ownership	17.143	Allianz SE	NO	
							Allianz US Debt Holding S.A.	LUX	NIA	Allianz IARD S.A.	Ownership	14.287	Allianz SE	NO	
							Allianz US Debt Holding S.A.	LUX	NIA	Allianz Vie S.A.	Ownership	14.287	Allianz SE	NO	
							Allianz US Debt Holding S.A.	LUX	NIA	Allianz Versicherungs-Aktiengesellschaft	Ownership	11.427	Allianz SE	NO	
							Allianz US Income Growth Advisory Master Fundo de Investimento Multimercado Investimento no Exterior	BRA	NIA	AZ-Arges Vermögensverwaltungsgesellschaft mbH	Ownership	43.000	Allianz SE	NO	
				3918900			Allianz US Investment GP LLC	US	NIA	Allianz Lebensversicherungs-Aktiengesellschaft	Ownership	100.000	Allianz SE	NO	
				3918928			Allianz US Investment LP	US	NIA	Allianz Lebensversicherungs-Aktiengesellschaft	Ownership	99.900	Allianz SE	NO	
				3918973			Allianz US Private Credit Solutions GP LLC	US	NIA	Allianz Global Investors U.S. LLC	Ownership	100.000	Allianz SE	NO	
				3918982	1472054		Allianz US Private REIT GP LLC	US	NIA	Allianz US Investment LP	Ownership	100.000	Allianz SE	NO	
							Allianz VAE Fonds	DEU	IA	Allianz US Investment LP	Ownership	100.000	Allianz SE	NO	
							Allianz Valeurs Durables	FRA	IA	Allianz Versicherungs-Aktiengesellschaft	Ownership	34.252	Allianz SE	NO	
							Allianz Valeurs Durables	FRA	IA	Allianz Vie S.A.	Ownership	6.039	Allianz SE	NO	
							Allianz Valida Private Debt Fund SA SICAV-RAIF	LUX	NIA	Allianz Retraite S.A.	Ownership	100.000	Allianz SE	NO	
							Allianz Value S.r.l.	ITA	NIA	Allianz Global Investors GmbH	Ownership	100.000	Allianz SE	NO	
							Allianz Vermogen B.V.	NLD	NIA	Allianz S.p.A.	Ownership	100.000	Allianz SE	NO	
							Allianz Vermögensbildung Europa	DEU	NIA	Allianz Nederland Groep N.V.	Ownership	100.000	Allianz SE	NO	
							Allianz Versicherungs-Aktiengesellschaft	DEU	NIA	Allianz Vie S.A.	Ownership	17.009	Allianz SE	NO	
							Allianz VGI 1 Fonds	DEU	IA	Allianz Deutschland AG	Ownership	100.000	Allianz SE	NO	
							Allianz VGL Fonds	DEU	IA	Allianz Versicherungs-Aktiengesellschaft	Ownership	100.000	Allianz SE	NO	
							Allianz VGL Fonds	DEU	IA	Allianz Lebensversicherungs-Aktiengesellschaft	Ownership	100.000	Allianz SE	NO	

97.24

ANNUAL STATEMENT FOR THE YEAR 2021 OF THE The American Insurance Company

SCHEDULE Y

PART 1A - DETAIL OF INSURANCE HOLDING COMPANY SYSTEM

1	2	3	4	5	6	7	8	9	10	11	12	13	14	15	16
Group Code	Group Name	NAIC Company Code	ID Number	Federal RSSD	CIK	Name of Securities Exchange if Publicly Traded (U.S. or International)	Names of Parent, Subsidiaries Or Affiliates	Domi-ciliary Location	Relation-ship to Reporting Entity	Directly Controlled by (Name of Entity/Person)	Type of Control (Ownership, Board, Management, Attorney-in-Fact, Influence, Other)	If Control is Ownership Provide Percentage	Ultimate Controlling Entity(ies)/Person(s)	Is an SCA Filing Re-quired? (Yes/No)	*
							Allianz Vie EM Debt	.FRA	NIA	Allianz Vie S.A.	Ownership	100.000	Allianz SE	NO	
							Allianz Vie Multi Assets FCP	.FRA	NIA	Allianz Vie S.A.	Ownership	100.000	Allianz SE	NO	
							Allianz Vie S.A.	.FRA	IA	Allianz France S.A.	Ownership	98.276	Allianz SE	NO	
							Allianz Vie S.A.	.FRA	IA	Allianz IARD S.A.	Ownership	1.724	Allianz SE	NO	
							Allianz Viva S.p.A.	.ITA	IA	Allianz S.p.A.	Ownership	100.000	Allianz SE	NO	
							Allianz VK RentenDirekt Fonds	.DEU	IA	Allianz Private Krankenversicherungs-Aktiengesellschaft	Ownership	100.000	Allianz SE	NO	
							Allianz VKA Fonds	.DEU	IA	Allianz Private Krankenversicherungs-Aktiengesellschaft	Ownership	100.000	Allianz SE	NO	
							Allianz Volta GP S.à r.l.	.LUX	NIA	Allianz Capital Partners GmbH	Ownership	100.000	Allianz SE	NO	
							Allianz Vorsorgekasse AG	.AUT	NIA	Allianz Elementar Versicherungs-Aktiengesellschaft	Ownership	100.000	Allianz SE	NO	
							Allianz Voyager Asia	.LUX	NIA	Allianz SE	Ownership	95.000	Allianz SE	NO	
							Allianz V-PD Fonds	.DEU	NIA	Allianz Versicherungs-Aktiengesellschaft	Ownership	100.000	Allianz SE	NO	
							Allianz VSR Fonds	.DEU	IA	Allianz Direct Versicherungs-AG	Ownership	100.000	Allianz SE	NO	
							Allianz Warranty GmbH	.DEU	NIA	Allianz Partners S.A.S.	Ownership	100.000	Allianz SE	NO	
							Allianz Worldwide Partners (Hong Kong) Ltd.	.HKG	IA	Allianz Partners S.A.S.	Ownership	100.000	Allianz SE	NO	
							Allianz X Euler Hermes Co-Investments S.à r.l.	.LUX	NIA	Allianz Strategic Investments S.à r.l.	Ownership	60.000	Allianz SE	NO	
							Allianz X Euler Hermes Co-Investments S.à r.l.	.LUX	NIA	Euler Hermes S.A.	Ownership	40.000	Allianz SE	NO	
							Allianz X GmbH	.DEU	NIA	Allianz SE	Ownership	100.000	Allianz SE	NO	
							Allianz Yasam ve Emeklilik A.S.	.TUR	IA	Allianz Sigorta A.S.	Ownership	80.000	Allianz SE	NO	
							Allianz ZB d.o.o. Mandatory and Voluntary Pension Funds Management Company	.HRV	NIA	Allianz Holding eins GmbH	Ownership	51.000	Allianz SE	NO	
							Allianz zweite Objektbeteiligungs-GmbH	.DEU	NIA	Allianz Hirschgarten GmbH & Co. KG	Ownership	100.000	Allianz SE	NO	
							Allianz ZIK Nürnberg GmbH & Co. KG	.DEU	NIA	Allianz Versicherungs-Aktiengesellschaft	Ownership	70.000	Allianz SE	NO	
							Allianz ZIK Nürnberg GmbH & Co. KG	.DEU	NIA	Allianz Lebensversicherungs-Aktiengesellschaft	Ownership	30.000	Allianz SE	NO	
							AllianzGI Renewable Energy Infrastructure Fund III (Lux) SCSp-RAIF	.LUX	NIA	Allianz IARD S.A.	Ownership	16.000	Allianz SE	NO	
							AllianzGI US Private Credit Solutions GP II LLC	.US	NIA	Allianz Global Investors U.S. LLC	Ownership	100.000	Allianz SE	NO	
							AllianzGI USD Infrastructure Debt Fund GP LLC	.US	NIA	Allianz Global Investors U.S. LLC	Ownership	100.000	Allianz SE	NO	
							AllianzGI-Fonds APF Renten	.DEU	IA	Allianz Pensionsfonds Aktiengesellschaft	Ownership	9.700	Allianz SE	NO	
							AllianzGI-Fonds APF Renten	.DEU	IA	Allianz Private Krankenversicherungs-Aktiengesellschaft	Ownership	2.250	Allianz SE	NO	
							AllianzIM U.S. Large Cap 6 Month Buffer10 Apr/Oct ETF	.US	NIA	Allianz Life Insurance Company of North America	Ownership	35.650	Allianz SE	NO	
							AllianzIM U.S. Large Cap Buffer10 Apr ETF	.US	NIA	Allianz Life Insurance Company of North America	Ownership	29.450	Allianz SE	NO	
							AllianzIM U.S. Large Cap Buffer10 Jul ETF	.US	NIA	Allianz Life Insurance Company of North America	Ownership	10.100	Allianz SE	NO	
							AllianzIM U.S. Large Cap Buffer10 Oct ETF	.US	NIA	Allianz Life Insurance Company of North America	Ownership	46.140	Allianz SE	NO	
							AllianzIM U.S. Large Cap Buffer20 Jul ETF	.US	NIA	Allianz Life Insurance Company of North America	Ownership	28.480	Allianz SE	NO	
							AllianzIM U.S. Large Cap Buffer20 Oct ETF	.US	NIA	Allianz Life Insurance Company of North America	Ownership	51.090	Allianz SE	NO	
							Allianz-Slovenská poisťovna a.s.	.SVK	NIA	Allianz Holding eins GmbH	Ownership	99.610	Allianz SE	NO	
							Allinvest GmbH	.DEU	NIA	Allianz SE	Ownership	100.000	Allianz SE	NO	
							Alma S.r.l.	.ITA	NIA	Multiasistencia S.A.	Ownership	100.000	Allianz SE	NO	
							AI-Nisr AI-Arabi Insurance Company	.JOR	IA	Allianz MENA Holding (Bermuda) Ltd.	Ownership	18.013	Allianz SE	NO	

ANNUAL STATEMENT FOR THE YEAR 2021 OF THE The American Insurance Company

SCHEDULE Y

PART 1A - DETAIL OF INSURANCE HOLDING COMPANY SYSTEM

1	2	3	4	5	6	7	8	9	10	11	12	13	14	15	16
Group Code	Group Name	NAIC Company Code	ID Number	Federal RSSD	CIK	Name of Securities Exchange if Publicly Traded (U.S. or International)	Names of Parent, Subsidiaries Or Affiliates	Domiciliary Location	Relationship to Reporting Entity	Directly Controlled by (Name of Entity/Person)	Type of Control (Ownership, Board, Management, Attorney-in-Fact, Influence, Other)	If Control is Ownership Provide Percentage	Ultimate Controlling Entity(ies)/Person(s)	Is an SCA Filing Required? (Yes/No)	*
							Alpha Asia Macro Trends Fund III Private Limited	SGP	NIA	Allianz Fund Investments 2 S.A. (Compartment)	Ownership	27.700	Allianz SE	NO	
							Alpha Medical Group Inc.	US	NIA	atpacvc Fund GmbH & Co. KG	Ownership	15.288	Allianz SE	NO	
							Altair - Fondo di Investimento Alternativo Immobiliare di Tipo Chiuso	ITA	NIA	Vanilla Capital Markets S.A.	Ownership	82.200	Allianz SE	NO	
							Altair - Fondo di Investimento Alternativo Immobiliare di Tipo Chiuso	ITA	NIA	Allianz S.p.A.	Ownership	13.200	Allianz SE	NO	
							Altair - Fondo di Investimento Alternativo Immobiliare di Tipo Chiuso	ITA	NIA	CreditRas Vita S.p.A.	Ownership	4.600	Allianz SE	NO	
							Altair MF TMK	JPN	NIA	ACRE Hinoki Pte. Ltd.	Ownership	49.900	Allianz SE	NO	
							Althelia Sustainable Ocean Fund SICAV-FIS	LUX	NIA	AZL-Argos 89	Ownership	13.846	Allianz SE	NO	
							Althelia Sustainable Ocean Fund SICAV-FIS	LUX	NIA	Vermögensverwaltungsgesellschaft mbH	Ownership	1.538	Allianz SE	NO	
							ALTRO Invest S.C.A.	LUX	NIA	APKV-Argos 84	Ownership	19.897	Allianz SE	NO	
							AML-Allianz Investment LP	US	NIA	Allianz Benelux S.A.	Ownership	56.250	Allianz SE	NO	
							AML-Allianz Investment LP	US	NIA	Allianz US Private REIT LP	Ownership	11.250	Allianz SE	NO	
							AML-Allianz Investment LP	US	NIA	AZ Vers US Private REIT LP	Ownership	7.500	Allianz SE	NO	
							AMS Co-Invest (Sterling IP III) LLC	US	NIA	APKV US Private REIT LP	Ownership	31.784	Allianz SE	NO	
							AMS Co-Invest (Sterling IP III) LLC	US	NIA	Allianz Leben Private Equity Fonds 2001 GmbH	Ownership	6.531	Allianz SE	NO	
							AMS Co-Invest (Sterling IP III) LLC	US	NIA	APKV Private Equity Fonds GmbH	Ownership	5.225	Allianz SE	NO	
							Andy FCP	FRA	NIA	AZ-SGD Private Equity Fonds GmbH	Ownership	42.503	Allianz SE	NO	
							APEF Feeder FCP-RAIF	LUX	NIA	Allianz Vie S.A.	Ownership	16.516	Allianz SE	NO	
							APEF Feeder FCP-RAIF	LUX	NIA	Allianz Presse Infra S.C.S.	Ownership	8.937	Allianz SE	NO	
							APEF Feeder FCP-RAIF	LUX	NIA	Allianz p.l.c.	Ownership	5.958	Allianz SE	NO	
							APEF Feeder FCP-RAIF	LUX	NIA	Allianz Elementar Versicherungs-Aktiengesellschaft	Ownership	3.972	Allianz SE	NO	
							APEF Feeder FCP-RAIF	LUX	NIA	Deutsche Lebensversicherungs-Aktiengesellschaft	Ownership	1.490	Allianz SE	NO	
							APEF Feeder FCP-RAIF	LUX	NIA	Euler Hermes S.A.	Ownership	1.490	Allianz SE	NO	
							APEH Europe VI	FRA	NIA	Euler Hermes Reinsurance AG	Ownership	66.400	Allianz SE	NO	
							APEH Europe VI	FRA	NIA	Allianz IARD S.A.	Ownership	33.200	Allianz SE	NO	
							APEH France Investissement 1 FCPR	FRA	IA	Allianz Vie S.A.	Ownership	21.196	Allianz SE	NO	
							APEH France Investissement 1 FCPR	FRA	IA	Allianz IARD S.A.	Ownership	7.065	Allianz SE	NO	
							APEH France Investissement 2 FCPR	FRA	NIA	Allianz Vie S.A.	Ownership	19.574	Allianz SE	NO	
							APEP Dachfonds GmbH & Co. KG	DEU	NIA	Allianz Leben Private Equity Fonds 2001 GmbH	Ownership	8.808	Allianz SE	NO	
							APEP Dachfonds GmbH & Co. KG	DEU	NIA	Allianz Versicherungs-Aktiengesellschaft	Ownership	2.062	Allianz SE	NO	
							APEP Dachfonds GmbH & Co. KG	DEU	NIA	APKV Private Equity Fonds GmbH	Ownership	1.258	Allianz SE	NO	
							APK Infrastrukturfonds GmbH	DEU	NIA	Allianz Pensionskasse Aktiengesellschaft	Ownership	100.000	Allianz SE	NO	
							APK US Investment GP LLC	US	NIA	Allianz Pensionskasse Aktiengesellschaft	Ownership	100.000	Allianz SE	NO	
							APK US Investment LP	US	NIA	Allianz Pensionskasse Aktiengesellschaft	Ownership	100.000	Allianz SE	NO	
							APK-Argos 75 Vermögensverwaltungsgesellschaft mbH	DEU	NIA	Allianz Pensionskasse Aktiengesellschaft	Ownership	100.000	Allianz SE	NO	
							APK-Argos 85 Vermögensverwaltungsgesellschaft mbH	DEU	NIA	Allianz Pensionskasse Aktiengesellschaft	Ownership	100.000	Allianz SE	NO	
							APK-Argos 95 Vermögensverwaltungsgesellschaft mbH	DEU	NIA	Allianz Pensionskasse Aktiengesellschaft	Ownership	100.000	Allianz SE	NO	
							APKV Direkt Infrastruktur GmbH	DEU	NIA	Allianz Private Krankenversicherungs-Aktiengesellschaft	Ownership	100.000	Allianz SE	NO	
							APKV Infrastrukturfonds GmbH	DEU	NIA	Allianz Private Krankenversicherungs-Aktiengesellschaft	Ownership	100.000	Allianz SE	NO	

ANNUAL STATEMENT FOR THE YEAR 2021 OF THE The American Insurance Company

SCHEDULE Y

PART 1A - DETAIL OF INSURANCE HOLDING COMPANY SYSTEM

1	2	3	4	5	6	7	8	9	10	11	12	13	14	15	16
Group Code	Group Name	NAIC Company Code	ID Number	Federal RSSD	CIK	Name of Securities Exchange if Publicly Traded (U.S. or International)	Names of Parent, Subsidiaries Or Affiliates	Domiciliary Location	Relationship to Reporting Entity	Directly Controlled by (Name of Entity/Person)	Type of Control (Ownership, Board, Management, Attorney-in-Fact, Influence, Other)	If Control is Ownership Provide Percentage	Ultimate Controlling Entity(ies)/Person(s)	Is an SCA Filing Required? (Yes/No)	*
							APKV Private Equity Fonds GmbH	DEU	NIA	Allianz Private Krankenversicherungs-Aktiengesellschaft	Ownership	100.000	Allianz SE	NO	
							APKV US Private REIT GP LLC	US	NIA	Allianz Private Krankenversicherungs-Aktiengesellschaft	Ownership	100.000	Allianz SE	NO	
							APKV US Private REIT LP	US	NIA	Allianz Private Krankenversicherungs-Aktiengesellschaft	Ownership	100.000	Allianz SE	NO	
							APKV-Argos 74			Allianz Private Krankenversicherungs-Aktiengesellschaft					
							Vermögensverwaltungsgesellschaft mbH	DEU	NIA	Allianz Private Krankenversicherungs-Aktiengesellschaft	Ownership	100.000	Allianz SE	NO	
							APKV-Argos 84			Allianz Private Krankenversicherungs-Aktiengesellschaft					
							Vermögensverwaltungsgesellschaft mbH	DEU	NIA	Allianz Private Krankenversicherungs-Aktiengesellschaft	Ownership	100.000	Allianz SE	NO	
							Apollo Co-Invest LP	CYM	NIA	Allianz Leben Private Equity Fonds 2001 GmbH	Ownership	15.826	Allianz SE	NO	
							Apollo Co-Invest LP	CYM	NIA	AZ-SGD Private Equity Fonds GmbH	Ownership	0.553	Allianz SE	NO	
							APP Broker S.r.l.	ITA	NIA	Allianz S.p.A.	Ownership	100.000	Allianz SE	NO	
							Appia Investments S.r.l.	ITA	NIA	Allianz Infrastructure Spain Holdco II S.à r.l.	Ownership	53.507	Allianz SE	NO	
							Appia Investments S.r.l.	ITA	NIA	Allianz Pensionskasse Aktiengesellschaft	Ownership	3.927	Allianz SE	NO	
							AQ Focus Teleport GmbH & Co. KG	DEU	NIA	Allianz Focus Teleport Beteiligungs-GmbH & Co. KG	Ownership	50.000	Allianz SE	NO	
							AQ Focus Teleport Verwaltungs GmbH	DEU	NIA	Allianz Focus Teleport Beteiligungs-GmbH & Co. KG	Ownership	50.000	Allianz SE	NO	
							AQ Überseehaus GmbH & Co. KG	DEU	NIA	Allianz Lebensversicherungs-Aktiengesellschaft	Ownership	39.900	Allianz SE	NO	
							AQ Überseehaus Verwaltungs GmbH	DEU	NIA	Allianz Lebensversicherungs-Aktiengesellschaft	Ownership	50.000	Allianz SE	NO	
							Arabesque S-Ray GmbH	DEU	NIA	Allianz Strategic Investments S.à r.l.	Ownership	11.260	Allianz SE	NO	
							ARAGO	FRA	NIA	Allianz Vie S.A.	Ownership	99.998	Allianz SE	NO	
							Araucana N°1113	FRA	NIA	Allianz Vie S.A.	Ownership	26.026	Allianz SE	NO	
							Archstone Multifamily Partners AC JV LP	US	NIA	Allianz US Private REIT LP	Ownership	32.000	Allianz SE	NO	
							Archstone Multifamily Partners AC JV LP	US	NIA	APKV US Private REIT LP	Ownership	8.000	Allianz SE	NO	
							Archstone Multifamily Partners AC LP	US	NIA	Allianz US Private REIT LP	Ownership	22.857	Allianz SE	NO	
							Archstone Multifamily Partners AC LP	US	NIA	APKV US Private REIT LP	Ownership	5.714	Allianz SE	NO	
							Arcturus MF GK	JPN	NIA	Allianz Nikko1 Pte. Ltd.	Ownership	100.000	Allianz SE	NO	
							Arcturus MF TMK	JPN	NIA	Allianz Nikko1 Pte. Ltd.	Ownership	49.900	Allianz SE	NO	
							Arcturus MF TMK	JPN	NIA	Arcturus MF GK	Ownership	1.100	Allianz SE	NO	
							ARE Funds APK GmbH	DEU	NIA	Allianz Pensionskasse Aktiengesellschaft	Ownership	100.000	Allianz SE	NO	
							ARE Funds APKV GmbH	DEU	NIA	Allianz Private Krankenversicherungs-Aktiengesellschaft	Ownership	100.000	Allianz SE	NO	
							ARE Funds AZL GmbH	DEU	NIA	Allianz Lebensversicherungs-Aktiengesellschaft	Ownership	100.000	Allianz SE	NO	
							ARE Funds AZV GmbH	DEU	NIA	Allianz Versicherungs-Aktiengesellschaft	Ownership	100.000	Allianz SE	NO	
							AREAP Core 1 LP	SGP	NIA	Allianz Finance IX Luxembourg S.A.	Ownership	50.000	Allianz SE	NO	
							AREAP JMF 1 LP	SGP	NIA	ARE Funds AZL GmbH	Ownership	23.700	Allianz SE	NO	
							AREAP JMF 1 LP	SGP	NIA	SAS Allianz Logistique	Ownership	7.000	Allianz SE	NO	
							AREAP JMF 1 LP	SGP	NIA	ARE Funds APKV GmbH	Ownership	2.600	Allianz SE	NO	
							AREF III GER 1 GmbH	DEU	NIA	Allianz Global Investors GmbH	Ownership	100.000	Allianz SE	NO	
							AREF III GER 2 GmbH	DEU	NIA	Allianz Global Investors GmbH	Ownership	100.000	Allianz SE	NO	
							AREF III GER GmbH & Co. KG	DEU	NIA	Allianz Global Investors GmbH	Ownership	100.000	Allianz SE	NO	
							Areim Fastigheter 2 AB	SWE	NIA	Allianz Finance VII Luxembourg S.A.	Ownership	23.253	Allianz SE	NO	
							Areim Fastigheter 3 AB	SWE	NIA	Allianz Finance VII Luxembourg S.A.	Ownership	28.320	Allianz SE	NO	
							Areim Fastigheter 3 AB	SWE	NIA	Euler Hermes S.A.	Ownership	3.329	Allianz SE	NO	
							Areim Fastigheter 4 E AB	SWE	NIA	Allianz Finance IX Luxembourg S.A.	Ownership	19.707	Allianz SE	NO	
							Ares Capital Europe V (E) Unlevered S.C.S.	LUX	NIA	AZL-Argos 83 Vermögensverwaltungsgesellschaft mbH	Ownership	9.210	Allianz SE	NO	

97.27

ANNUAL STATEMENT FOR THE YEAR 2021 OF THE The American Insurance Company

SCHEDULE Y

PART 1A - DETAIL OF INSURANCE HOLDING COMPANY SYSTEM

1	2	3	4	5	6	7	8	9	10	11	12	13	14	15	16
Group Code	Group Name	NAIC Company Code	ID Number	Federal RSSD	CIK	Name of Securities Exchange if Publicly Traded (U.S. or International)	Names of Parent, Subsidiaries Or Affiliates	Domiciliary Location	Relationship to Reporting Entity	Directly Controlled by (Name of Entity/Person)	Type of Control (Ownership, Board, Management, Attorney-in-Fact, Influence, Other)	If Control is Ownership Provide Percentage	Ultimate Controlling Entity(ies)/Person(s)	Is an SCA Filing Required? (Yes/No)	*
							Ares Capital Europe V (E) Unlevered S.C.S.	LUX	NIA	APKV-Argos 84 Vermögensverwaltungsgesellschaft mbH	Ownership	1.001	Allianz SE	NO	
							Ares European Credit Investments V (X) L.P.	US	NIA	AZL-Argos 83 Vermögensverwaltungsgesellschaft mbH	Ownership	82.700	Allianz SE	NO	
							Ares European Credit Investments V (X) L.P.	US	NIA	APKV-Argos 84 Vermögensverwaltungsgesellschaft mbH	Ownership	9.000	Allianz SE	NO	
							Ares European Credit Investments V (X) L.P.	US	NIA	APK-Argos 85 Vermögensverwaltungsgesellschaft mbH	Ownership	3.800	Allianz SE	NO	
							Ares European Credit Investments V (X) L.P.	US	NIA	AZV-Argos 82 Vermögensverwaltungsgesellschaft mbH	Ownership	2.500	Allianz SE	NO	
							Ares European Credit Investments V (X) L.P.	US	NIA	AZV-Argos 87 Vermögensverwaltungsgesellschaft mbH	Ownership	2.000	Allianz SE	NO	
							Ares European Property Enhancement Parallel Partners III SCSp	LUX	NIA	Allianz Pensionskasse Aktiengesellschaft	Ownership	59.322	Allianz SE	NO	
							Arges Investments I N.V.	NLD	NIA	Allianz SE	Ownership	51.000	Allianz SE	NO	
							Arges Investments I N.V.	NLD	NIA	Allianz Hellas Single Member Insurance S.A.	Ownership	39.969	Allianz SE	NO	
							Arges Investments I N.V.	NLD	NIA	Allianz Hellas Single Member Insurance S.A.	Ownership	9.031	Allianz SE	NO	
							Arges Investments II N.V.	NLD	NIA	Allianz SE	Ownership	51.000	Allianz SE	NO	
							Arges Investments II N.V.	NLD	NIA	Allianz Hellas Single Member Insurance S.A.	Ownership	39.969	Allianz SE	NO	
							Arges Investments II N.V.	NLD	NIA	Allianz Hellas Single Member Insurance S.A.	Ownership	9.031	Allianz SE	NO	
							AS Gasinfrastruktur Beteiligung GmbH	AUT	NIA	Allianz Leben Direkt Infrastruktur GmbH	Ownership	20.000	Allianz SE	NO	
							AS Gasinfrastruktur Beteiligung GmbH	AUT	NIA	Allianz Global Corporate & Specialty SE	Ownership	10.000	Allianz SE	NO	
							AS Gasinfrastruktur Beteiligung GmbH	AUT	NIA	APKV Direkt Infrastruktur GmbH	Ownership	10.000	Allianz SE	NO	
							AS Gasinfrastruktur Beteiligung GmbH	AUT	NIA	AZ-SGD Direkt Infrastruktur GmbH	Ownership	10.000	Allianz SE	NO	
							AS Gasinfrastruktur Beteiligung GmbH	AUT	NIA	Allianz Elementar Versicherungs-Aktiengesellschaft	Ownership	5.000	Allianz SE	NO	
							AS Gasinfrastruktur Beteiligung GmbH	AUT	NIA	Allianz Pensionskasse Aktiengesellschaft	Ownership	0.586	Allianz SE	NO	
							Ascend Dragon Limited	HKG	NIA	Allianz Finance IX Luxembourg S.A.	Ownership	25.000	Allianz SE	NO	
							Ashmore EM Corporates	LUX	NIA	AZ Euro Investments S.A.	Ownership	100.000	Allianz SE	NO	
							Asia Cube Telecom Holdings LLC	CYM	NIA	Allianz Leben Infrastrukturfonds GmbH	Ownership	11.325	Allianz SE	NO	
							Asia Cube Telecom Holdings LLC	CYM	NIA	APKV Infrastrukturfonds GmbH	Ownership	1.554	Allianz SE	NO	
							Asia Cube Telecom Holdings LLC	CYM	NIA	AZ-SGD Infrastrukturfonds GmbH	Ownership	1.214	Allianz SE	NO	
							Asia Cube Telecom Holdings LLC	CYM	NIA	AGCS Infrastrukturfonds GmbH	Ownership	0.711	Allianz SE	NO	
							Asia Property Fund II GmbH & Co. KG	DEU	NIA	Allianz Lebensversicherungs-Aktiengesellschaft	Ownership	7.546	Allianz SE	NO	
							Asia Property Fund II GmbH & Co. KG	DEU	NIA	Allianz Versicherungs-Aktiengesellschaft	Ownership	2.356	Allianz SE	NO	
							Asia Property Fund II GmbH & Co. KG	DEU	NIA	Allianz Private Krankenversicherungs-Aktiengesellschaft	Ownership	1.078	Allianz SE	NO	
							Asit Services S.R.L.	ROU	NIA	Allianz Tiriac Asigurari SA	Ownership	100.000	Allianz SE	NO	
							Assistance, Courtaige d'Assurance et de Réassurance S.A.	FRA	NIA	Allianz IARD S.A.	Ownership	99.997	Allianz SE	NO	
							Assurance France Aviation S.A.	FRA	NIA	Allianz Global Corporate & Specialty SE	Ownership	100.000	Allianz SE	NO	
							Assurances Médicales SA	FRA	NIA	Allianz Vie S.A.	Ownership	99.800	Allianz SE	NO	
							Assurcard S.A.	BEL	NIA	Allianz Benelux S.A.	Ownership	20.000	Allianz SE	NO	
							Assurpath S.A.	ARG	NIA	AGF Inversiones S.A.	Ownership	40.000	Allianz SE	NO	
							Atlas Fund	ITA	NIA	Allianz Finance IX Luxembourg S.A.	Ownership	82.062	Allianz SE	NO	
							Atlas Fund	ITA	NIA	Allianz S.p.A.	Ownership	12.994	Allianz SE	NO	
							Atlas Fund	ITA	NIA	CreditRas Vita S.p.A.	Ownership	4.944	Allianz SE	NO	
							atpacvc Fund GmbH & Co. KG	DEU	NIA	Allianz SE	Ownership	100.000	Allianz SE	NO	
							atpacvc GmbH	DEU	NIA	Allianz SE	Ownership	100.000	Allianz SE	NO	

ANNUAL STATEMENT FOR THE YEAR 2021 OF THE The American Insurance Company

SCHEDULE Y

PART 1A - DETAIL OF INSURANCE HOLDING COMPANY SYSTEM

1	2	3	4	5	6	7	8	9	10	11	12	13	14	15	16
Group Code	Group Name	NAIC Company Code	ID Number	Federal RSSD	CIK	Name of Securities Exchange if Publicly Traded (U.S. or International)	Names of Parent, Subsidiaries Or Affiliates	Domiciliary Location	Relationship to Reporting Entity	Directly Controlled by (Name of Entity/Person)	Type of Control (Ownership, Board, Management, Attorney-in-Fact, Influence, Other)	If Control is Ownership Provide Percentage	Ultimate Controlling Entity(ies)/Person(s)	Is an SCA Filing Required? (Yes/No)	*
							atpacvc GP GmbH	DEU	NIA	atpacvc GmbH	Ownership	100.000	Allianz SE	NO	
							atpacvc LLC	US	NIA	atpacvc GmbH	Ownership	100.000	Allianz SE	NO	
							atpacvc Ltd.	GBR	NIA	atpacvc GmbH	Ownership	100.000	Allianz SE	NO	
							Atropos Vermögensverwaltungsgesellschaft mbH	DEU	NIA	Allianz SE	Ownership	100.000	Allianz SE	NO	
							ATX Parent Inc.	US	NIA	Allianz Leben Private Equity Fonds 2001 GmbH	Ownership	16.199	Allianz SE	NO	
							Auriculaire	FRA	NIA	Allianz Vie S.A.	Ownership	59.913	Allianz SE	NO	
							Auros II GmbH	DEU	NIA	Allianz SE	Ownership	100.000	Allianz SE	NO	
							Austin West Campus Student Housing LP	US	NIA	Allianz US Private REIT LP	Ownership	34.798	Allianz SE	NO	
							Austin West Campus Student Housing LP	US	NIA	APKV US Private REIT LP	Ownership	4.410	Allianz SE	NO	
							Austin West Campus Student Housing LP	US	NIA	Allianz Presse US REIT LP	Ownership	2.024	Allianz SE	NO	
							Austin West Campus Student Housing LP	US	NIA	APK US Investment LP	Ownership	1.886	Allianz SE	NO	
							Austin West Campus Student Housing LP	US	NIA	AZ Vers US Private REIT LP	Ownership	1.593	Allianz SE	NO	
							Authentic Co-Invest (GHO I) LP	CYM	NIA	Allianz Leben Private Equity Fonds 2001 GmbH	Ownership	12.384	Allianz SE	NO	
							Authentic Co-Invest (GHO I) LP	CYM	NIA	APKV Private Equity Fonds GmbH	Ownership	1.237	Allianz SE	NO	
							Autobahn Tank & Rast Gruppe GmbH & Co. KG	DEU	NIA	Allianz Leben Direkt Infrastruktur GmbH	Ownership	17.220	Allianz SE	NO	
							Autobahn Tank & Rast Gruppe GmbH & Co. KG	DEU	NIA	APKV Direkt Infrastruktur GmbH	Ownership	2.484	Allianz SE	NO	
							Autobahn Tank & Rast Gruppe GmbH & Co. KG	DEU	NIA	AZ-SGD Direkt Infrastruktur GmbH	Ownership	2.076	Allianz SE	NO	
							Autobahn Tank & Rast Gruppe GmbH & Co. KG	DEU	NIA	Allianz Vie S.A.	Ownership	1.308	Allianz SE	NO	
							Autobahn Tank & Rast Gruppe GmbH & Co. KG	DEU	NIA	Allianz Global Corporate & Specialty SE	Ownership	1.064	Allianz SE	NO	
							Autobahn Tank & Rast Gruppe GmbH & Co. KG	DEU	NIA	Allianz Pension Direkt Infrastruktur GmbH	Ownership	0.848	Allianz SE	NO	
							Autobahn Tank & Rast Management GmbH	DEU	NIA	Allianz Leben Direkt Infrastruktur GmbH	Ownership	17.220	Allianz SE	NO	
							Autobahn Tank & Rast Management GmbH	DEU	NIA	APKV Direkt Infrastruktur GmbH	Ownership	2.484	Allianz SE	NO	
							Autobahn Tank & Rast Management GmbH	DEU	NIA	AZ-SGD Direkt Infrastruktur GmbH	Ownership	2.076	Allianz SE	NO	
							Autobahn Tank & Rast Management GmbH	DEU	NIA	Allianz Vie S.A.	Ownership	1.308	Allianz SE	NO	
							Autobahn Tank & Rast Management GmbH	DEU	NIA	Allianz Global Corporate & Specialty SE	Ownership	1.064	Allianz SE	NO	
							Autobahn Tank & Rast Management GmbH	DEU	NIA	Allianz Pension Direkt Infrastruktur GmbH	Ownership	0.848	Allianz SE	NO	
							Autoelektro tehnicki pregledi d.o.o.	HRV	IA	Allianz Hrvatska d.d.	Ownership	49.000	Allianz SE	NO	
							AV Packaging GmbH	DEU	NIA	Allianz Capital Partners Verwaltungs GmbH	Ownership	51.006	Allianz SE	NO	
							AV Packaging GmbH	DEU	NIA	Allianz Capital Partners GmbH	Ownership	48.994	Allianz SE	NO	
							AVB Ventures II GmbH & Co. KG	DEU	NIA	Allianz SE	Ownership	100.000	Allianz SE	NO	
							AVAG Versicherungsvermittlungs-Gesellschaft mbH	DEU	NIA	AVS Automotive VersicherungsService GmbH	Ownership	50.000	Allianz SE	NO	
							Avip Actions 100	FRA	IA	Allianz Vie S.A.	Ownership	79.513	Allianz SE	NO	
							Avip Actions 100	FRA	IA	Allianz Retraite S.A.	Ownership	20.487	Allianz SE	NO	
							Avip Actions 60	FRA	IA	Allianz Vie S.A.	Ownership	100.000	Allianz SE	NO	
							Avip Top Harmonie	FRA	IA	Allianz Vie S.A.	Ownership	87.378	Allianz SE	NO	
							Avip Top Harmonie	FRA	IA	Allianz Retraite S.A.	Ownership	11.259	Allianz SE	NO	
							Avip Top Tempéré	FRA	IA	Allianz Vie S.A.	Ownership	99.669	Allianz SE	NO	
							Aviva Investors Poland TFI S.A.	POL	NIA	Allianz Holding eins GmbH	Ownership	51.020	Allianz SE	NO	
							Aviva Investors Poland TFI S.A.	POL	NIA	Aviva TU na Zycie S.A.	Ownership	48.980	Allianz SE	NO	
							Aviva Investors SFIO Subfundusz Aviva Investors Krotkoterminowych Obligacji	POL	NIA	Aviva TU na Zycie S.A.	Ownership	21.600	Allianz SE	NO	
							Aviva PTE Aviva Santander S.A.	POL	NIA	Aviva TU na Zycie S.A.	Ownership	100.000	Allianz SE	NO	
							Aviva Sp. z o.o.	POL	NIA	Aviva TU na Zycie S.A.	Ownership	100.000	Allianz SE	NO	
							Aviva TU na Zycie S.A.	POL	IA	Allianz Holding eins GmbH	Ownership	100.000	Allianz SE	NO	
							Aviva TU OgoInych S.A.	POL	IA	Allianz Holding eins GmbH	Ownership	100.000	Allianz SE	NO	
							AVS Automotive VersicherungsService GmbH	AUT	IA	AVS Automotive VersicherungsService GmbH	Ownership	100.000	Allianz SE	NO	
							AVS Automotive VersicherungsService GmbH	AUT	NIA	Allianz Partners S.A.S.	Ownership	100.000	Allianz SE	NO	
							AWP Argentina S.A.	ARG	IA	Allianz Partners S.A.S.	Ownership	93.470	Allianz SE	NO	
							AWP Argentina S.A.	ARG	IA	AWP P&C S.A.	Ownership	6.530	Allianz SE	NO	
							AWP Assistance (India) Private Limited	IND	NIA	Allianz Partners S.A.S.	Ownership	100.000	Allianz SE	NO	

ANNUAL STATEMENT FOR THE YEAR 2021 OF THE The American Insurance Company

SCHEDULE Y

PART 1A - DETAIL OF INSURANCE HOLDING COMPANY SYSTEM

1	2	3	4	5	6	7	8	9	10	11	12	13	14	15	16
Group Code	Group Name	NAIC Company Code	ID Number	Federal RSSD	CIK	Name of Securities Exchange if Publicly Traded (U.S. or International)	Names of Parent, Subsidiaries Or Affiliates	Domiciliary Location	Relationship to Reporting Entity	Directly Controlled by (Name of Entity/Person)	Type of Control (Ownership, Board, Management, Attorney-in-Fact, Influence, Other)	If Control is Ownership Provide Percentage	Ultimate Controlling Entity(ies)/Person(s)	Is an SCA Filing Required? (Yes/No)	*
							AWP Assistance Ireland Limited	.IRL	IA	Allianz Partners S.A.S.	Ownership	100.000	Allianz SE	NO	
							AWP Assistance Service España S.A.	.ESP	IA	Allianz Partners S.A.S.	Ownership	100.000	Allianz SE	NO	
							AWP Assistance UK Ltd.	.GBR	IA	Allianz Partners S.A.S.	Ownership	100.000	Allianz SE	NO	
							AWP Australia Holdings Pty Ltd.	.AUS	NIA	AWP P&C S.A.	Ownership	100.000	Allianz SE	NO	
							AWP Australia Pty Ltd.	.AUS	NIA	AWP Australia Holdings Pty Ltd.	Ownership	100.000	Allianz SE	NO	
							AWP Austria GmbH	.AUT	NIA	AWP P&C S.A.	Ownership	100.000	Allianz SE	NO	
							AWP Brokers & Services Hellas S.A.	.GRC	IA	Allianz Partners S.A.S.	Ownership	100.000	Allianz SE	NO	
							AWP Business Services Co. Ltd.	.CHN	IA	Allianz Partners S.A.S.	Ownership	100.000	Allianz SE	NO	
							AWP Colombia SAS	.COL	IA	Allianz Partners S.A.S.	Ownership	100.000	Allianz SE	NO	
							AWP Contact Center Italia S.r.l.	.ITA	IA	AWP P&C S.A.	Ownership	100.000	Allianz SE	NO	
							AWP France SAS	.FRA	NIA	Allianz Partners S.A.S.	Ownership	95.009	Allianz SE	NO	
							AWP Health & Life S.A.	.FRA	IA	Allianz Partners S.A.S.	Ownership	100.000	Allianz SE	NO	
							AWP Health & Life Services Limited	.IRL	NIA	Allianz Partners S.A.S.	Ownership	100.000	Allianz SE	NO	
							AWP Insurance Brokerage (Beijing) Co. Ltd.	.CHN	NIA	AWP Business Services Co. Ltd.	Ownership	75.800	Allianz SE	NO	
							AWP Insurance Brokerage (Beijing) Co. Ltd.	.CHN	NIA	Allianz Partners S.A.S.	Ownership	24.200	Allianz SE	NO	
							AWP Japan Co. Ltd.	.JPN	IA	Allianz Partners S.A.S.	Ownership	100.000	Allianz SE	NO	
							AWP MEA Holdings Co. W.L.L.	.BHR	NIA	Allianz Partners S.A.S.	Ownership	100.000	Allianz SE	NO	
							AWP Mexico S.A. de C.V.	.MEX	IA	AWP P&C S.A.	Ownership	99.990	Allianz SE	NO	
							AWP Polska Sp. z o.o.	.POL	NIA	AWP P&C S.A.	Ownership	100.000	Allianz SE	NO	
							AWP Réunion SAS	.FRA	IA	Allianz Partners S.A.S.	Ownership	99.980	Allianz SE	NO	
							AWP RUS LLC	.RUS	NIA	Allianz Partners S.A.S.	Ownership	100.000	Allianz SE	NO	
							AWP Service Brasil Ltda.	.BRA	IA	Allianz Partners S.A.S.	Ownership	100.000	Allianz SE	NO	
							AWP Services (India) Private Limited	.IND	IA	Allianz Partners S.A.S.	Ownership	100.000	Allianz SE	NO	
							AWP Services (Thailand) Co. Ltd.	.THA	NIA	CPRN Thailand Ltd.	Ownership	51.000	Allianz SE	NO	
							AWP Services (Thailand) Co. Ltd.	.THA	NIA	AWP P&C S.A.	Ownership	46.550	Allianz SE	NO	
							AWP Services Belgium S.A.	.BEL	IA	AWP P&C S.A.	Ownership	95.000	Allianz SE	NO	
							AWP Services Belgium S.A. Limited	.BEL	IA	Allianz Partners S.A.S.	Ownership	5.000	Allianz SE	NO	
							AWP Services New Zealand Limited	.NZL	NIA	Allianz Partners S.A.S.	Ownership	100.000	Allianz SE	NO	
							AWP Services NL B.V.	.NLD	IA	AWP P&C S.A.	Ownership	100.000	Allianz SE	NO	
							AWP Services Sdn. Bhd.	.MYS	NIA	Allianz Partners S.A.S.	Ownership	100.000	Allianz SE	NO	
							AWP Services Singapore Pte. Ltd.	.SGP	NIA	Allianz Partners S.A.S.	Ownership	100.000	Allianz SE	NO	
							AWP Servicios Mexico S.A. de C.V.	.MEX	IA	Allianz Partners S.A.S.	Ownership	99.988	Allianz SE	NO	
							AWP Servis Hizmetleri A.S.	.TUR	IA	Allianz Partners S.A.S.	Ownership	96.000	Allianz SE	NO	
							AWP Servis Hizmetleri A.S.	.TUR	IA	AWP P&C S.A.	Ownership	1.000	Allianz SE	NO	
							AWP Solutions CR a SR s.r.o.	.CZE	NIA	AWP P&C S.A.	Ownership	100.000	Allianz SE	NO	
							AWP Ticket Guard Small Amount & Short Term Insurance Co. Ltd.	.JPN	IA	AWP Japan Co. Ltd.	Ownership	100.000	Allianz SE	NO	
							Axeleo Proptech 1	.FRA	NIA	Allianz Vie S.A.	Ownership	71.642	Allianz SE	NO	
							AZ ATLAS GmbH & Co. KG	.DEU	NIA	AZ ATLAS Immo GmbH	Ownership	94.900	Allianz SE	NO	
							AZ ATLAS Immo GmbH	.DEU	NIA	Allianz Lebensversicherungs-Aktiengesellschaft	Ownership	100.000	Allianz SE	NO	
							AZ ATLAS Verwaltungs-GmbH	.DEU	NIA	AZ ATLAS Immo GmbH	Ownership	100.000	Allianz SE	NO	
							AZ Beteiligungs-Management GmbH	.DEU	NIA	Allianz SE	Ownership	100.000	Allianz SE	NO	
							AZ Euro Investments II S.à r.l.	.LUX	NIA	Allianz Private Krankenversicherungs-Aktiengesellschaft	Ownership	100.000	Allianz SE	NO	
							AZ Euro Investments S.A.	.LUX	NIA	Allianz Lebensversicherungs-Aktiengesellschaft	Ownership	58.551	Allianz SE	NO	
							AZ Euro Investments S.A.	.LUX	NIA	Allianz Versicherungs-Aktiengesellschaft	Ownership	16.127	Allianz SE	NO	
							AZ Euro Investments S.A.	.LUX	NIA	Allianz Vie S.A.	Ownership	15.322	Allianz SE	NO	
							AZ Euro Investments S.A.	.LUX	NIA	AZ Euro Investments II S.à r.l.	Ownership	10.000	Allianz SE	NO	
							AZ Jupiter 10 B.V.	.NLD	NIA	Allianz Finance VII Luxembourg S.A.	Ownership	100.000	Allianz SE	NO	
							AZ Jupiter 11 B.V.	.NLD	NIA	Allianz Finance VII Luxembourg S.A.	Ownership	63.842	Allianz SE	NO	
							AZ Jupiter 11 B.V.	.NLD	NIA	SAS Allianz Logistique	Ownership	11.849	Allianz SE	NO	
							AZ Jupiter 11 B.V.	.NLD	NIA	Allianz Versicherungs-Aktiengesellschaft	Ownership	11.046	Allianz SE	NO	

ANNUAL STATEMENT FOR THE YEAR 2021 OF THE The American Insurance Company

SCHEDULE Y

PART 1A - DETAIL OF INSURANCE HOLDING COMPANY SYSTEM

1	2	3	4	5	6	7	8	9	10	11	12	13	14	15	16
Group Code	Group Name	NAIC Company Code	ID Number	Federal RSSD	CIK	Name of Securities Exchange if Publicly Traded (U.S. or International)	Names of Parent, Subsidiaries Or Affiliates	Domiciliary Location	Relationship to Reporting Entity	Directly Controlled by (Name of Entity/Person)	Type of Control (Ownership, Board, Management, Attorney-in-Fact, Influence, Other)	If Control is Ownership Provide Percentage	Ultimate Controlling Entity(ies)/Person(s)	Is an SCA Filing Required? (Yes/No)	*
							AZ Jupiter 11 B.V.	NLD	NIA	Allianz Pensionskasse Aktiengesellschaft	Ownership	11.046	Allianz SE	NO	
							AZ Jupiter 8 B.V.	NLD	NIA	Allianz Finance II Luxembourg S.à r.l.	Ownership	100.000	Allianz SE	NO	
							AZ Jupiter 9 B.V.	NLD	NIA	Allianz Finance VII Luxembourg S.A.	Ownership	100.000	Allianz SE	NO	
							AZ Northside GmbH & Co. KG	DEU	NIA	ARE Funds AZL GmbH	Ownership	84.590	Allianz SE	NO	
							AZ Northside GmbH & Co. KG	DEU	NIA	ARE Funds APKV GmbH	Ownership	9.400	Allianz SE	NO	
							AZ Real Estate GP LLC	US	NIA	Allianz US Private REIT LP	Ownership	85.000	Allianz SE	NO	
							AZ Real Estate GP LLC	US	NIA	APKV US Private REIT LP	Ownership	15.000	Allianz SE	NO	
							AZ Servisni centar d.o.o.	HRV	NIA	Allianz Hrvatska d.d.	Ownership	100.000	Allianz SE	NO	
							AZ Vers US Private REIT GP LLC	US	NIA	Allianz Versicherungs-Aktiengesellschaft	Ownership	100.000	Allianz SE	NO	
							AZ Vers US Private REIT LP	US	NIA	Allianz Versicherungs-Aktiengesellschaft	Ownership	100.000	Allianz SE	NO	
							AZ/JH Co-Investment Venture (DC) LP	US	NIA	Allianz US Private REIT LP	Ownership	64.640	Allianz SE	NO	
							AZ/JH Co-Investment Venture (DC) LP	US	NIA	APKV US Private REIT LP	Ownership	11.360	Allianz SE	NO	
							AZ/JH Co-Investment Venture (DC) LP	US	NIA	AZ Vers US Private REIT LP	Ownership	4.000	Allianz SE	NO	
							AZ/JH Co-Investment Venture (IL) LP	US	NIA	Allianz Chicago Private Reit LP	Ownership	80.000	Allianz SE	NO	
							AZ-Arges Vermögensverwaltungsgesellschaft mbH	DEU	NIA	Allianz Asset Management GmbH	Ownership	100.000	Allianz SE	NO	
							AZ-Argos 41 Vermögensverwaltungsgesellschaft mbH	DEU	NIA	Allianz Capital Partners GmbH	Ownership	100.000	Allianz SE	NO	
							AZ-Argos 56 Vermögensverwaltungsgesellschaft mbH	DEU	NIA	Allianz Versicherungs-Aktiengesellschaft	Ownership	100.000	Allianz SE	NO	
							AZ-Argos 71 Vermögensverwaltungsgesellschaft mbH & Co. KG	DEU	NIA	Allianz Lebensversicherungs-Aktiengesellschaft	Ownership	65.420	Allianz SE	NO	
							AZ-Argos 71 Vermögensverwaltungsgesellschaft mbH & Co. KG	DEU	NIA	Allianz Versicherungs-Aktiengesellschaft	Ownership	13.170	Allianz SE	NO	
							AZ-Argos 71 Vermögensverwaltungsgesellschaft mbH & Co. KG	DEU	NIA	Allianz Private Krankenversicherungs-Aktiengesellschaft	Ownership	9.170	Allianz SE	NO	
							AZ-Argos 71 Vermögensverwaltungsgesellschaft mbH & Co. KG	DEU	NIA	Allianz SE	Ownership	6.830	Allianz SE	NO	
							AZ-Argos 71 Vermögensverwaltungsgesellschaft mbH & Co. KG	DEU	NIA	Allianz Pensionskasse Aktiengesellschaft	Ownership	5.410	Allianz SE	NO	
							AZ-Argos 88 Vermögensverwaltungsgesellschaft mbH	DEU	NIA	Allianz Climate Solutions GmbH	Ownership	100.000	Allianz SE	NO	
							AZ-CR Seed Investor LP	US	NIA	Allianz US Private REIT LP	Ownership	90.000	Allianz SE	NO	
							AZ-CR Seed Investor LP	US	NIA	APKV US Private REIT LP	Ownership	10.000	Allianz SE	NO	
							AZGA Insurance Agency Canada Ltd.	CAN	NIA	AZGA Service Canada Inc.	Ownership	100.000	Allianz SE	NO	
							AZGA Service Canada Inc.	CAN	NIA	Allianz Partners S.A.S.	Ownership	55.000	Allianz SE	NO	
							AZL AI Nr. 1 GmbH	DEU	NIA	Allianz Lebensversicherungs-Aktiengesellschaft	Ownership	100.000	Allianz SE	NO	
							AZL Four T1 GmbH	DEU	NIA	Allianz Lebensversicherungs-Aktiengesellschaft	Ownership	100.000	Allianz SE	NO	
							AZL PE Nr. 1 GmbH	DEU	NIA	Allianz Lebensversicherungs-Aktiengesellschaft	Ownership	100.000	Allianz SE	NO	
							AZL-Argos 73 Vermögensverwaltungsgesellschaft mbH	DEU	NIA	Allianz Lebensversicherungs-Aktiengesellschaft	Ownership	100.000	Allianz SE	NO	
							AZL-Argos 83 Vermögensverwaltungsgesellschaft mbH	DEU	NIA	Allianz Lebensversicherungs-Aktiengesellschaft	Ownership	100.000	Allianz SE	NO	
							AZL-Argos 89 Vermögensverwaltungsgesellschaft mbH	DEU	NIA	Allianz Lebensversicherungs-Aktiengesellschaft	Ownership	100.000	Allianz SE	NO	
							AZL-Private Finance GmbH	DEU	NIA	Allianz Lebensversicherungs-Aktiengesellschaft	Ownership	100.000	Allianz SE	NO	
							AZP Malaysia Agency Sdn. Bhd.	MYS	NIA	Allianz Partners S.A.S.	Ownership	100.000	Allianz SE	NO	
							AZRE AZD P&C Master Fund	DEU	NIA	Allianz of Asia-Pacific and Africa GmbH	Ownership	60.003	Allianz SE	NO	
							AZRE AZD P&C Master Fund	DEU	NIA	Atropos Vermögensverwaltungsgesellschaft mbH	Ownership	39.997	Allianz SE	NO	

ANNUAL STATEMENT FOR THE YEAR 2021 OF THE The American Insurance Company

SCHEDULE Y

PART 1A - DETAIL OF INSURANCE HOLDING COMPANY SYSTEM

1	2	3	4	5	6	7	8	9	10	11	12	13	14	15	16
Group Code	Group Name	NAIC Company Code	ID Number	Federal RSSD	CIK	Name of Securities Exchange if Publicly Traded (U.S. or International)	Names of Parent, Subsidiaries Or Affiliates	Domiciliary Location	Relationship to Reporting Entity	Directly Controlled by (Name of Entity/Person)	Type of Control (Ownership, Board, Management, Attorney-in-Fact, Influence, Other)	If Control is Ownership Provide Percentage	Ultimate Controlling Entity(ies)/Person(s)	Is an SCA Filing Required? (Yes/No)	*
							AZ-SGD Classic Infrastrukturfonds GmbH	DEU	NIA	Allianz Versicherungs-Aktiengesellschaft	Ownership	100.000	Allianz SE	NO	
							AZ-SGD Direkt Infrastruktur GmbH	DEU	NIA	Allianz Versicherungs-Aktiengesellschaft	Ownership	58.000	Allianz SE	NO	
							AZ-SGD Direkt Infrastruktur GmbH	DEU	NIA	Allianz Versicherungs-Aktiengesellschaft	Ownership	42.000	Allianz SE	NO	
							AZ-SGD Infrastrukturfonds GmbH	DEU	NIA	Allianz Versicherungs-Aktiengesellschaft	Ownership	58.000	Allianz SE	NO	
							AZ-SGD Infrastrukturfonds GmbH	DEU	NIA	Allianz Versicherungs-Aktiengesellschaft	Ownership	42.000	Allianz SE	NO	
							AZ-SGD Private Equity Fonds 2 GmbH	DEU	NIA	AZ-SGD Private Equity Fonds GmbH	Ownership	100.000	Allianz SE	NO	
							AZ-SGD Private Equity Fonds GmbH	DEU	NIA	Allianz Versicherungs-Aktiengesellschaft	Ownership	100.000	Allianz SE	NO	
							AZT Automotive GmbH	DEU	NIA	Allianz Versicherungs-Aktiengesellschaft	Ownership	100.000	Allianz SE	NO	
							AZV-Argos 72 Vermögensverwaltungsgesellschaft mbH	DEU	NIA	Allianz Versicherungs-Aktiengesellschaft	Ownership	100.000	Allianz SE	NO	
							AZV-Argos 77 Vermögensverwaltungsgesellschaft mbH	DEU	NIA	Allianz Versicherungs-Aktiengesellschaft	Ownership	100.000	Allianz SE	NO	
							AZV-Argos 82 Vermögensverwaltungsgesellschaft mbH	DEU	NIA	Allianz Versicherungs-Aktiengesellschaft	Ownership	100.000	Allianz SE	NO	
							AZV-Argos 87 Vermögensverwaltungsgesellschaft mbH	DEU	NIA	Allianz Versicherungs-Aktiengesellschaft	Ownership	100.000	Allianz SE	NO	
							AZWP Services Portugal Lda	PRT	NIA	AWP P&C S.A.	Ownership	100.000	Allianz SE	NO	
							Bai Capital Fund I L.P.	CYM	NIA	Allianz Leben Private Equity Fonds 2001 GmbH	Ownership	8.959	Allianz SE	NO	
							Bai Capital Fund I L.P.	CYM	NIA	Seine GmbH	Ownership	1.122	Allianz SE	NO	
							Bai Capital Fund I L.P.	CYM	NIA	APKV Private Equity Fonds GmbH	Ownership	0.503	Allianz SE	NO	
							Bain Capital Distressed an Special Situations 2013 (A) L.P.	US	NIA	AZL-Argos 83 Vermögensverwaltungsgesellschaft mbH	Ownership	13.053	Allianz SE	NO	
							Bain Capital Distressed an Special Situations 2013 (A) L.P.	US	NIA	AZV-Argos 87 Vermögensverwaltungsgesellschaft mbH	Ownership	2.926	Allianz SE	NO	
							Bain Capital Distressed an Special Situations 2013 (A) L.P.	US	NIA	APKV-Argos 84 Vermögensverwaltungsgesellschaft mbH	Ownership	0.900	Allianz SE	NO	
							Bain Capital Distressed and Special Situations 2019 (B Master) L.P.	CYM	NIA	AZL-Argos 83 Vermögensverwaltungsgesellschaft mbH	Ownership	11.545	Allianz SE	NO	
							Bain Capital Distressed and Special Situations 2019 (B Master) L.P.	CYM	NIA	APKV-Argos 84 Vermögensverwaltungsgesellschaft mbH	Ownership	1.530	Allianz SE	NO	
							Bain Capital Distressed and Special Situations 2019 (B Master) L.P.	CYM	NIA	APK-Argos 85 Vermögensverwaltungsgesellschaft mbH	Ownership	0.609	Allianz SE	NO	
							Bain Capital Distressed and Special Situations 2019 (B Master) L.P.	CYM	NIA	AZV-Argos 87 Vermögensverwaltungsgesellschaft mbH	Ownership	0.545	Allianz SE	NO	
							Bajaj Allianz Financial Distributors Limited	IND	NIA	Allianz SE	Ownership	50.000	Allianz SE	NO	
			AA-5340006				Bajaj Allianz General Insurance Company Ltd.	IND	IA	Allianz SE	Ownership	26.000	Allianz SE	NO	
							Bajaj Allianz Life Insurance Company Ltd.	IND	IA	Allianz SE	Ownership	26.000	Allianz SE	NO	
							BanyanTree Growth Capital II LLC	MUS	NIA	Allianz Leben Private Equity Fonds 2001 GmbH	Ownership	9.756	Allianz SE	NO	
							BanyanTree Growth Capital II LLC	MUS	NIA	AZ-SGD Private Equity Fonds GmbH	Ownership	2.509	Allianz SE	NO	
							BanyanTree Growth Capital II LLC	MUS	NIA	APKV Private Equity Fonds GmbH	Ownership	1.672	Allianz SE	NO	
							Barak Fund SPC Limited - Barak Structured Trade Finance Segregated Portfolio	CYM	NIA	AZL-Argos 83 Vermögensverwaltungsgesellschaft mbH	Ownership	14.042	Allianz SE	NO	
							Barak Fund SPC Limited - Barak Structured Trade Finance Segregated Portfolio	CYM	NIA	APKV-Argos 84 Vermögensverwaltungsgesellschaft mbH	Ownership	1.747	Allianz SE	NO	
							Barings European Private Loan Fund II	LUX	NIA	AZL-Argos 83 Vermögensverwaltungsgesellschaft mbH	Ownership	21.161	Allianz SE	NO	
							Barings European Private Loan Fund II	LUX	NIA	APKV-Argos 84 Vermögensverwaltungsgesellschaft mbH	Ownership	2.796	Allianz SE	NO	
							Barings European Private Loan Fund II	LUX	NIA	APK-Argos 85 Vermögensverwaltungsgesellschaft mbH	Ownership	1.125	Allianz SE	NO	

ANNUAL STATEMENT FOR THE YEAR 2021 OF THE The American Insurance Company

SCHEDULE Y

PART 1A - DETAIL OF INSURANCE HOLDING COMPANY SYSTEM

1	2	3	4	5	6	7	8	9	10	11	12	13	14	15	16
Group Code	Group Name	NAIC Company Code	ID Number	Federal RSSD	CIK	Name of Securities Exchange if Publicly Traded (U.S. or International)	Names of Parent, Subsidiaries Or Affiliates	Domiciliary Location	Relationship to Reporting Entity	Directly Controlled by (Name of Entity/Person)	Type of Control (Ownership, Board, Management, Attorney-in-Fact, Influence, Other)	If Control is Ownership Provide Percentage	Ultimate Controlling Entity(ies)/Person(s)	Is an SCA Filing Required? (Yes/No)	*
							Barings European Private Loan Fund II	LUX	NIA	AZV-Argos 87 Vermögensverwaltungsgesellschaft mbH	Ownership	0.994	Allianz SE	NO	
							Barings European Private Loan Fund II	LUX	NIA	AZV-Argos 82 Vermögensverwaltungsgesellschaft mbH	Ownership	0.888	Allianz SE	NO	
							Barings European Private Loan Fund II	LUX	NIA	AGCS-Argos 86 Vermögensverwaltungsgesellschaft mbH	Ownership	0.671	Allianz SE	NO	
							Barings Global Credit Fund (LUX) SCSp SICAV-SIF - Barings European Private Loan Fund III	LUX	NIA	AZL-Argos 83 Vermögensverwaltungsgesellschaft mbH	Ownership	19.091	Allianz SE	NO	
							Barings Global Credit Fund (LUX) SCSp SICAV-SIF - Barings European Private Loan Fund III	LUX	NIA	APKV-Argos 84 Vermögensverwaltungsgesellschaft mbH	Ownership	2.084	Allianz SE	NO	
							Barings Global Credit Fund (LUX) SCSp SICAV-SIF - Barings European Private Loan Fund III	LUX	NIA	AZV-Argos 82 Vermögensverwaltungsgesellschaft mbH	Ownership	0.554	Allianz SE	NO	
							Batavia Dana Obligasi Sentosa	IDN	NIA	PT Asuransi Allianz Utama Indonesia	Ownership	100.000	Allianz SE	NO	
							Batavia Obligasi Sukses 2	IDN	NIA	PT Asuransi Allianz Utama Indonesia	Ownership	100.000	Allianz SE	NO	
							Bazalgette Equity Ltd.	GBR	NIA	Allianz Infrastructure Luxembourg I S.à r.l.	Ownership	34.260	Allianz SE	NO	
							BBVA Allianz Seguros y Reaseguros S.A.	ESP	IA	Allianz Compañía de Seguros y Reaseguros S.A.	Ownership	50.010	Allianz SE	NO	
							BC EUROPEAN CAPITAL VII	GBR	NIA	Allianz Leben Private Equity Fonds 2001 GmbH	Ownership	9.758	Allianz SE	NO	
							BC EUROPEAN CAPITAL VII	GBR	NIA	AZ-SGD Private Equity Fonds GmbH	Ownership	2.788	Allianz SE	NO	
							BC EUROPEAN CAPITAL VII	GBR	NIA	APKV Private Equity Fonds GmbH	Ownership	1.394	Allianz SE	NO	
							BCal Houston JV L.P.	US	NIA	BCP-AZ Investment L.P.	Ownership	40.000	Allianz SE	NO	
							BCP-AZ Investment L.P.	US	NIA	Allianz US Private REIT LP	Ownership	69.580	Allianz SE	NO	
							BCP-AZ Investment L.P.	US	NIA	APK US Investment LP	Ownership	10.388	Allianz SE	NO	
							BCP-AZ Investment L.P.	US	NIA	AZ Vers US Private REIT LP	Ownership	10.290	Allianz SE	NO	
							BCP-AZ Investment L.P.	US	NIA	APKV US Private REIT LP	Ownership	7.742	Allianz SE	NO	
							BDN Investors Co-Invest LP	US	NIA	Allianz Leben Private Equity Fonds 2001 GmbH	Ownership	96.500	Allianz SE	NO	
							BDN Investors Co-Invest LP	US	NIA	AZ-SGD Private Equity Fonds GmbH	Ownership	3.500	Allianz SE	NO	
							Beacon Capital Strategic Partners VII LP	US	NIA	Allianz US Private REIT LP	Ownership	10.400	Allianz SE	NO	
							Beacon Capital Strategic Partners VII LP	US	NIA	APKV US Private REIT LP	Ownership	2.080	Allianz SE	NO	
							Beacon Capital Strategic Partners VII LP	US	NIA	AZ Vers US Private REIT LP	Ownership	1.390	Allianz SE	NO	
							Beacon Platform Incorporated	US	NIA	Pacific Investment Management Company LLC	Ownership	26.860	Allianz SE	NO	
							Beleggingsmaatschappij Willemsbruggen B.V.	NLD	NIA	Allianz Benelux S.A.	Ownership	100.000	Allianz SE	NO	
							Bella Success Limited	HKG	NIA	Keyeast Pte. Ltd.	Ownership	17.617	Allianz SE	NO	
							Berkley Investments S.A.	POL	NIA	Aviva Sp. z o.o.	Ownership	100.000	Allianz SE	NO	
							Berkshire Hathaway Services India Private Limited	IND	NIA	Allianz SE	Ownership	20.000	Allianz SE	NO	
							Berkshire India Private Limited	IND	NIA	Allianz SE	Ownership	20.000	Allianz SE	NO	
							Berytech S.C.A.L.	LBN	NIA	Allianz SNA s.a.l.	Ownership	10.000	Allianz SE	NO	
							Best Regain Limited	HKG	NIA	Allianz Finance VII Luxembourg S.A.	Ownership	16.430	Allianz SE	NO	
							Beykoz Gayrimenkul Yatirim Insaat Turizm Sanayi ve Ticaret A.S.	TUR	NIA	Allianz Sigorta A.S.	Ownership	100.000	Allianz SE	NO	
							Bilans Service S.N.C.	FRA	IA	Euler Hermes S.A.	Ownership	66.000	Allianz SE	NO	
							BioPharma Credit Investment V (Offshore-A) LP	CYM	NIA	AZL-Argos 73 Vermögensverwaltungsgesellschaft mbH	Ownership	17.345	Allianz SE	NO	
							BioPharma Credit Investment V (Offshore-A) LP	CYM	NIA	APKV-Argos 74 Vermögensverwaltungsgesellschaft mbH	Ownership	2.301	Allianz SE	NO	
							BioPharma Credit Investment V (Offshore-A) LP	CYM	NIA	APK-Argos 75 Vermögensverwaltungsgesellschaft mbH	Ownership	0.925	Allianz SE	NO	

ANNUAL STATEMENT FOR THE YEAR 2021 OF THE The American Insurance Company

SCHEDULE Y

PART 1A - DETAIL OF INSURANCE HOLDING COMPANY SYSTEM

1	2	3	4	5	6	7	8	9	10	11	12	13	14	15	16
Group Code	Group Name	NAIC Company Code	ID Number	Federal RSSD	CIK	Name of Securities Exchange if Publicly Traded (U.S. or International)	Names of Parent, Subsidiaries Or Affiliates	Domi-ciliary Location	Relation-ship to Reporting Entity	Directly Controlled by (Name of Entity/Person)	Type of Control (Ownership, Board, Management, Attorney-in-Fact, Influence, Other)	If Control is Ownership Provide Percentage	Ultimate Controlling Entity(ies)/Person(s)	Is an SCA Filing Re-quired? (Yes/No)	*
							BioPharma Credit Investment V (Offshore-A) LP	.CYM	NIA	AZV-Argos 72	Ownership	0.550	Allianz SE	NO	
							BL West End Offices Limited	.GBR	NIA	Vermögensverwaltungsgesellschaft mbH	Ownership	75.000	Allianz SE	NO	
							Blackstone BioMed Life Science Real Estate (Lux) SCSp	.LUX	NIA	Allianz Finance IX Luxembourg S.A.	Ownership	57.202	Allianz SE	NO	
							Blackstone BioMed Life Science Real Estate (Lux) SCSp	.LUX	NIA	ARE Funds AZL GmbH	Ownership	6.811	Allianz SE	NO	
							Blackstone BioMed Life Science Real Estate (Lux) SCSp	.LUX	NIA	ARE Funds APKV GmbH	Ownership	2.630	Allianz SE	NO	
							Blackstone BioMed Life Science Real Estate (Lux) SCSp	.LUX	NIA	ARE Funds AZV GmbH	Ownership	1.363	Allianz SE	NO	
							Blackstone BioMed Life Science Real Estate (Lux) SCSp	.LUX	NIA	Allianz Global Corporate & Specialty SE	Ownership	22.241	Allianz SE	NO	
							Blackstone Capital Opportunities Fund IV EEA Feeder SCSp	.LUX	NIA	AZL-Argos 83	Ownership	2.406	Allianz SE	NO	
							Blackstone Capital Opportunities Fund IV EEA Feeder SCSp	.LUX	NIA	Vermögensverwaltungsgesellschaft mbH	Ownership	1.015	Allianz SE	NO	
							Blackstone Capital Opportunities Fund IV EEA Feeder SCSp	.LUX	NIA	APK-Argos 84	Ownership	0.684	Allianz SE	NO	
							Blackstone Capital Opportunities Fund IV EEA Feeder SCSp	.LUX	NIA	Vermögensverwaltungsgesellschaft mbH	Ownership	0.549	Allianz SE	NO	
							Blackstone Capital Opportunities Fund IV EEA Feeder SCSp	.LUX	NIA	APK-Argos 85	Ownership	0.549	Allianz SE	NO	
							Blackstone Capital Opportunities Fund IV EEA Feeder SCSp	.LUX	NIA	Vermögensverwaltungsgesellschaft mbH	Ownership	5.424	Allianz SE	NO	
							Blackstone Capital Opportunities Fund IV EEA Feeder SCSp	.LUX	NIA	AZV-Argos 82	Ownership	2.288	Allianz SE	NO	
							Blackstone Capital Opportunities Fund IV EEA Feeder SCSp	.LUX	NIA	Vermögensverwaltungsgesellschaft mbH	Ownership	1.542	Allianz SE	NO	
							Blackstone Capital Opportunities Fund IV EEA Feeder SCSp	.LUX	NIA	AZV-Argos 87	Ownership	1.237	Allianz SE	NO	
							Blackstone Capital Opportunities Fund IV EEA Feeder SCSp	.LUX	NIA	Vermögensverwaltungsgesellschaft mbH	Ownership	1.237	Allianz SE	NO	
							Blackstone CCF IV Co-Investment Feeder Fund EEA SCSp	.LUX	NIA	AGCS-Argos 86	Ownership	17.640	Allianz SE	NO	
							Blackstone CCF IV Co-Investment Feeder Fund EEA SCSp	.LUX	NIA	AZL-Argos 83	Ownership	1.907	Allianz SE	NO	
							Blackstone CCF IV Co-Investment Feeder Fund EEA SCSp	.LUX	NIA	Vermögensverwaltungsgesellschaft mbH	Ownership	0.807	Allianz SE	NO	
							Blackstone CCF IV Co-Investment Feeder Fund EEA SCSp	.LUX	NIA	APK-Argos 84	Ownership	0.547	Allianz SE	NO	
							Blackstone CCF IV Co-Investment Feeder Fund EEA SCSp	.LUX	NIA	Vermögensverwaltungsgesellschaft mbH	Ownership	24.890	Allianz SE	NO	
							Blackstone CCF IV Co-Investment Feeder Fund EEA SCSp	.LUX	NIA	AGCS-Argos 86	Ownership	20.232	Allianz SE	NO	
							Blackstone CCF IV Co-Investment Feeder Fund EEA SCSp	.LUX	NIA	Vermögensverwaltungsgesellschaft mbH	Ownership	22.335	Allianz SE	NO	
							Blackstone CCF IV Co-Investment Feeder Fund EEA SCSp	.LUX	NIA	APK-Argos 85	Ownership	42.337	Allianz SE	NO	
							Blackstone Real Estate Debt Strategies IV (Feeder Fund) (LUX) SCSp	.LUX	NIA	öGIG GmbH	Ownership	74.900	Allianz SE	NO	
							Blackstone Real Estate Debt Strategies IV (Feeder Fund) (LUX) SCSp	.LUX	NIA	Vermögensverwaltungsgesellschaft mbH	Ownership	13.175	Allianz SE	NO	
							Blackstone Real Estate Debt Strategies IV (Feeder Fund) (LUX) SCSp	.LUX	NIA	AZV-Argos 82	Ownership	100.000	Allianz SE	NO	
							Blackstone Real Estate Debt Strategies IV (Feeder Fund) (LUX) SCSp	.LUX	NIA	Vermögensverwaltungsgesellschaft mbH	Ownership	0.547	Allianz SE	NO	
							Blue Vista Student Housing Select Strategies Fund L.P.	.US	NIA	SAS Allianz Logistique	Ownership	24.890	Allianz SE	NO	
							BMM Audace	.FRA	IA	Allianz Vie S.A.	Ownership	20.232	Allianz SE	NO	
							BMM France Croissance	.FRA	IA	Allianz Vie S.A.	Ownership	22.335	Allianz SE	NO	
							BMM Long Terme	.FRA	IA	Allianz Vie S.A.	Ownership	42.337	Allianz SE	NO	
							BN Infrastruktur GmbH	.AUT	NIA	öGIG GmbH	Ownership	74.900	Allianz SE	NO	
							BNP Paribas Easy MSCI EMU ex CW Track X Cap	.LUX	NIA	Allianz Retraite S.A.	Ownership	13.175	Allianz SE	NO	
							Borgo San Felice S.r.l.	.ITA	NIA	Allianz S.p.A.	Ownership	100.000	Allianz SE	NO	
							BPS Brindisi 211 S.r.l.	.ITA	NIA	Allianz Renewable Energy Partners Luxembourg IV S.A.	Ownership	100.000	Allianz SE	NO	

97.34

ANNUAL STATEMENT FOR THE YEAR 2021 OF THE The American Insurance Company

SCHEDULE Y

PART 1A - DETAIL OF INSURANCE HOLDING COMPANY SYSTEM

1	2	3	4	5	6	7	8	9	10	11	12	13	14	15	16
Group Code	Group Name	NAIC Company Code	ID Number	Federal RSSD	CIK	Name of Securities Exchange if Publicly Traded (U.S. or International)	Names of Parent, Subsidiaries Or Affiliates	Domiciliary Location	Relationship to Reporting Entity	Directly Controlled by (Name of Entity/Person)	Type of Control (Ownership, Board, Management, Attorney-in-Fact, Influence, Other)	If Control is Ownership Provide Percentage	Ultimate Controlling Entity(ies)/Person(s)	Is an SCA Filing Required? (Yes/No)	*
							BPS Brindisi 213 S.r.l.	.ITA	.NIA	Allianz Renewable Energy Partners Luxembourg IV S.A.	Ownership	100.000	Allianz SE	.NO	
							BPS Brindisi 222 S.r.l.	.ITA	.NIA	Allianz Renewable Energy Partners Luxembourg IV S.A.	Ownership	100.000	Allianz SE	.NO	
							BPS Mesagne 214 S.r.l.	.ITA	.NIA	Allianz Renewable Energy Partners Luxembourg IV S.A.	Ownership	100.000	Allianz SE	.NO	
							BPS Mesagne 215 S.r.l.	.ITA	.NIA	Allianz Renewable Energy Partners Luxembourg IV S.A.	Ownership	100.000	Allianz SE	.NO	
							BPS Mesagne 216 S.r.l.	.ITA	.NIA	Allianz Renewable Energy Partners Luxembourg IV S.A.	Ownership	100.000	Allianz SE	.NO	
							BPS Mesagne 223 S.r.l.	.ITA	.NIA	Allianz Renewable Energy Partners Luxembourg IV S.A.	Ownership	100.000	Allianz SE	.NO	
							BPS Mesagne 224 S.r.l.	.ITA	.NIA	Allianz Renewable Energy Partners Luxembourg IV S.A.	Ownership	100.000	Allianz SE	.NO	
							BrahmsQ Objekt GmbH & Co. KG	.DEU	.NIA	Allianz Lebensversicherungs-Aktiengesellschaft	Ownership	64.800	Allianz SE	.NO	
							BrahmsQ Objekt GmbH & Co. KG	.DEU	.NIA	Allianz Private Krankenversicherungs-Aktiengesellschaft	Ownership	12.500	Allianz SE	.NO	
							BrahmsQ Objekt GmbH & Co. KG	.DEU	.NIA	Allianz Versicherungs-Aktiengesellschaft	Ownership	12.500	Allianz SE	.NO	
							BrahmsQ Objekt GmbH & Co. KG	.DEU	.NIA	Allianz Pensionskasse Aktiengesellschaft	Ownership	5.000	Allianz SE	.NO	
							Brasil de Inoveis e Participações Ltda.	.BRA	.NIA	Allianz do Brasil Participações Ltda.	Ownership	100.000	Allianz SE	.NO	
							BRAVO CRE CIV LLC	.US	.NIA	Pacific Investment Management Company LLC	Ownership	100.000	Allianz SE	.NO	
							BRAVO II CIV LLC	.US	.NIA	Pacific Investment Management Company LLC	Ownership	100.000	Allianz SE	.NO	
							BRAVO III CIV LLC	.US	.NIA	Pacific Investment Management Company LLC	Ownership	100.000	Allianz SE	.NO	
							BRAVO IV CIV LLC	.US	.NIA	Pacific Investment Management Company LLC	Ownership	100.000	Allianz SE	.NO	
							BRAVO IV Holding Fund CIV I LP	.CYM	.NIA	BRAVO IV CIV LLC	Ownership	100.000	Allianz SE	.NO	
							Broadview Energy Holdings LLC	.US	.NIA	Allianz Renewable Energy Partners of America LLC	Ownership	24.900	Allianz SE	.NO	
							Brobacken Nät AB	.SWE	.NIA	Maevaara Vind AB	Ownership	100.000	Allianz SE	.NO	
							Brookton Capital Fund III LP	.GGY	.NIA	Allianz Fund Investments 2 S.A. (Compartment)	Ownership	12.720	Allianz SE	.NO	
							Broker on-line de Productores de Seguros S.A.	.ARG	.NIA	AGF Inversiones S.A.	Ownership	30.000	Allianz SE	.NO	
							Brookfield Real Estate Finance Fund VI LP	.US	.NIA	AZL-Argos 83 Vermögensverwaltungsgesellschaft mbH	Ownership	14.533	Allianz SE	.NO	
							Brookfield Real Estate Finance Fund VI LP	.US	.NIA	APKV-Argos 84 Vermögensverwaltungsgesellschaft mbH	Ownership	1.383	Allianz SE	.NO	
							Brookfield Real Estate Finance Fund VI LP	.US	.NIA	AZV-Argos 87 Vermögensverwaltungsgesellschaft mbH	Ownership	0.500	Allianz SE	.NO	
							BRV Aster Fund I L.P.	.CYM	.NIA	Allianz Leben Private Equity Fonds 2001 GmbH	Ownership	9.726	Allianz SE	.NO	
							BRV Aster Fund I L.P.	.CYM	.NIA	AZ-SGD Private Equity Fonds GmbH	Ownership	2.501	Allianz SE	.NO	
							BRV Aster Fund I L.P.	.CYM	.NIA	Seine GmbH	Ownership	2.481	Allianz SE	.NO	
							BRV Aster Fund I L.P.	.CYM	.NIA	APKV Private Equity Fonds GmbH	Ownership	1.667	Allianz SE	.NO	
							BRV Aster Fund II L.P.	.CYM	.NIA	Allianz Leben Private Equity Fonds 2001 GmbH	Ownership	8.618	Allianz SE	.NO	
							BRV Aster Fund II L.P.	.CYM	.NIA	Seine GmbH	Ownership	1.795	Allianz SE	.NO	
							BRV Aster Fund II L.P.	.CYM	.NIA	APKV Private Equity Fonds GmbH	Ownership	1.494	Allianz SE	.NO	
							BRV Aster Fund II L.P.	.CYM	.NIA	AZ-SGD Private Equity Fonds GmbH	Ownership	1.379	Allianz SE	.NO	
							BRV Aster Opportunity Fund I L.P.	.CYM	.NIA	Allianz Leben Private Equity Fonds 2001 GmbH	Ownership	14.893	Allianz SE	.NO	
							BRV Aster Opportunity Fund I L.P.	.CYM	.NIA	Seine GmbH	Ownership	1.875	Allianz SE	.NO	
							BRV Aster Opportunity Fund I L.P.	.CYM	.NIA	APKV Private Equity Fonds GmbH	Ownership	1.654	Allianz SE	.NO	

ANNUAL STATEMENT FOR THE YEAR 2021 OF THE The American Insurance Company

SCHEDULE Y

PART 1A - DETAIL OF INSURANCE HOLDING COMPANY SYSTEM

1	2	3	4	5	6	7	8	9	10	11	12	13	14	15	16
Group Code	Group Name	NAIC Company Code	ID Number	Federal RSSD	CIK	Name of Securities Exchange if Publicly Traded (U.S. or International)	Names of Parent, Subsidiaries Or Affiliates	Domiciliary Location	Relationship to Reporting Entity	Directly Controlled by (Name of Entity/Person)	Type of Control (Ownership, Board, Management, Attorney-in-Fact, Influence, Other)	If Control is Ownership Provide Percentage	Ultimate Controlling Entity(ies)/Person(s)	Is an SCA Filing Required? (Yes/No)	*
							BRV Aster Opportunity Fund II L.P.	.CYM	NIA	Allianz Leben Private Equity Fonds 2001 GmbH	Ownership	11.093	Allianz SE	NO	
							BRV Aster Opportunity Fund II L.P.	.CYM	NIA	Seine GmbH	Ownership	1.389	Allianz SE	NO	
							BRV Aster Opportunity Fund II L.P.	.CYM	NIA	APKV Private Equity Fonds GmbH	Ownership	0.622	Allianz SE	NO	
							BSMC (Thailand) Limited	.NLD	NIA	Allianz Europe B.V.	Ownership	51.000	Allianz SE	NO	
							BSMC (Thailand) Limited	.NLD	NIA	Allianz Europe B.V.	Ownership	49.000	Allianz SE	NO	
							Buddies Enterprises Limited	.GBR	NIA	Fairmead Insurance Limited	Ownership	100.000	Allianz SE	NO	
							Caldera Service GmbH	.DEU	NIA	Allianz Lebensversicherungs-Aktiengesellschaft	Ownership	25.100	Allianz SE	NO	
							Calobra Investments Sp. z o.o.	.POL	NIA	AZ Jupiter 9 B.V.	Ownership	100.000	Allianz SE	NO	
							Candid Insurance Services Ltd.	.GBR	NIA	finanzien.de Vermittlungsgesellschaft für	Ownership	100.000	Allianz SE	NO	
							Canis MF TMK	.JPN	NIA	Verbraucherverträge GmbH	Ownership	49.900	Allianz SE	NO	
							CAP, Rechtsschutz-Versicherungsgesellschaft AG	.CHE	IA	ACRE Yuzu Pte. Ltd.	Ownership	100.000	Allianz SE	NO	
							Capital Four Private Debt III Fund SA SICAV-RAIF – Senior Direct Lending Co-Investment	.LUX	NIA	Allianz Suisse Versicherungs-Gesellschaft AG	Ownership	100.000	Allianz SE	NO	
							Capital Four Private Debt III Fund SA SICAV-RAIF – Senior Direct Lending Co-Investment	.LUX	NIA	AZL-Argos 83	Ownership	43.600	Allianz SE	NO	
							Capital Four Private Debt III Fund SA SICAV-RAIF – Senior Direct Lending Co-Investment	.LUX	NIA	Vermögensverwaltungsgesellschaft mbH	Ownership	4.133	Allianz SE	NO	
							Capital Four Private Debt III Fund SA SICAV-RAIF – Senior Direct Lending Co-Investment	.LUX	NIA	APKV-Argos 84	Ownership	1.267	Allianz SE	NO	
							Capital Four Private Debt III Fund SA SICAV-RAIF – Senior Direct Lending Co-Investment	.LUX	NIA	Vermögensverwaltungsgesellschaft mbH	Ownership	1.000	Allianz SE	NO	
							Capital Four Private Debt III Fund SA SICAV-RAIF – Senior Direct Lending Co-Investment	.LUX	NIA	AZV-Argos 82	Ownership	37.058	Allianz SE	NO	
							Capital Four Private Debt III Fund SA SICAV-RAIF – Senior Direct Lending Fund	.LUX	NIA	Vermögensverwaltungsgesellschaft mbH	Ownership	4.009	Allianz SE	NO	
							Capital Four Private Debt III Fund SA SICAV-RAIF – Senior Direct Lending Fund	.LUX	NIA	APK-Argos 85	Ownership	1.692	Allianz SE	NO	
							Capital Four Private Debt III Fund SA SICAV-RAIF – Senior Direct Lending Fund	.LUX	NIA	Vermögensverwaltungsgesellschaft mbH	Ownership	1.143	Allianz SE	NO	
							Capital Four Private Debt III Fund SA SICAV-RAIF – Senior Direct Lending Fund	.LUX	NIA	AZV-Argos 87	Ownership	0.915	Allianz SE	NO	
							Capital Four Private Debt III Fund SA SICAV-RAIF – Senior Direct Lending Fund	.LUX	NIA	Vermögensverwaltungsgesellschaft mbH	Ownership	0.915	Allianz SE	NO	
							Capiton IV ConFlex Co-Investment GmbH & Co. KG	.DEU	NIA	AGCS-Argos 86	Ownership	46.559	Allianz SE	NO	
							Capiton IV ConFlex Co-Investment GmbH & Co. KG	.DEU	NIA	Allianz Leben Private Equity Fonds 2001 GmbH	Ownership	3.317	Allianz SE	NO	
							CapsAuto SA	.FRA	NIA	AZ-SGD Private Equity Fonds GmbH	Ownership	15.002	Allianz SE	NO	
							Carlyle China Realty L.P.	.CYM	NIA	Allianz IARD S.A.	Ownership	50.000	Allianz SE	NO	
							Carlyle China Rome Logistics L.P.	.CYM	NIA	Allianz Fund Investments 2 S.A. (Compartment)	Ownership	38.230	Allianz SE	NO	
							Caroline Berlin S.C.S.	.LUX	NIA	Allianz Fund Investments 2 S.A. (Compartment)	Ownership	58.900	Allianz SE	NO	
							Caroline Berlin S.C.S.	.LUX	NIA	Allianz Lebensversicherungs-Aktiengesellschaft	Ownership	16.800	Allianz SE	NO	
							Caroline Berlin S.C.S.	.LUX	NIA	Allianz Private Krankenversicherungs-Aktiengesellschaft	Ownership	10.100	Allianz SE	NO	
							Caroline Berlin S.C.S.	.LUX	NIA	Allianz Versicherungs-Aktiengesellschaft	Ownership	3.800	Allianz SE	NO	
							Caroline Berlin S.C.S.	.LUX	NIA	Allianz Global Corporate & Specialty SE	Ownership	3.600	Allianz SE	NO	
							Cashless Card S.A.L.	.FRA	NIA	Allianz Pensionskasse Aktiengesellschaft	Ownership	12.000	Allianz SE	NO	
							Castil Parque Sociedade Exploradora SA	.PRT	NIA	Allianz SNA s.a.l.	Ownership	18.180	Allianz SE	NO	
										Companhia de Seguros Allianz Portugal S.A.	Ownership			NO	

ANNUAL STATEMENT FOR THE YEAR 2021 OF THE The American Insurance Company

SCHEDULE Y

PART 1A - DETAIL OF INSURANCE HOLDING COMPANY SYSTEM

1	2	3	4	5	6	7	8	9	10	11	12	13	14	15	16
Group Code	Group Name	NAIC Company Code	ID Number	Federal RSSD	CIK	Name of Securities Exchange if Publicly Traded (U.S. or International)	Names of Parent, Subsidiaries Or Affiliates	Domi-ciliary Location	Relation-ship to Reporting Entity	Directly Controlled by (Name of Entity/Person)	Type of Control (Ownership, Board, Management, Attorney-in-Fact, Influence, Other)	If Control is Ownership Provide Percentage	Ultimate Controlling Entity(ies)/Person(s)	Is an SCA Filing Re-quired? (Yes/No)	*
							Castle Field Limited	.HKG	NIA	Allianz Finance IX Luxembourg S.A.	Ownership	100.000	Allianz SE	NO	
							CBPE Capital Fund X LP	.GBR	NIA	Allianz Leben Private Equity Fonds 2001 GmbH	Ownership	9.014	Allianz SE	NO	
							CBPE Capital Fund X LP	.GBR	NIA	APKV Private Equity Fonds GmbH	Ownership	1.481	Allianz SE	NO	
							CBRE Dutch Office Fund	.NLD	NIA	AZ Jupiter 11 B.V.	Ownership	25.216	Allianz SE	NO	
							CBRE Dutch Office Fund	.NLD	NIA	Euler Hermes S.A.	Ownership	0.773	Allianz SE	NO	
							CCAF GP I Ltd.	.CYM	NIA	PIMCO GP XLVI LLC	Ownership	100.000	Allianz SE	NO	
							CCV Fund I LP	.CYM	NIA	Allianz Leben Private Equity Fonds 2001 GmbH	Ownership	15.901	Allianz SE	NO	
							CCV Fund I LP	.CYM	NIA	APKV Private Equity Fonds GmbH	Ownership	1.908	Allianz SE	NO	
							CCV Fund I LP	.CYM	NIA	Seine GmbH	Ownership	1.602	Allianz SE	NO	
							CCV Fund II L.P.	.CYM	NIA	Allianz Leben Private Equity Fonds 2001 GmbH	Ownership	27.417	Allianz SE	NO	
							CCV Fund II L.P.	.CYM	NIA	APKV Private Equity Fonds GmbH	Ownership	4.506	Allianz SE	NO	
							CCV Fund II L.P.	.CYM	NIA	AZ-SGD Private Equity Fonds GmbH	Ownership	0.545	Allianz SE	NO	
							CCV Opportunity Fund I LP	.CYM	NIA	Allianz Leben Private Equity Fonds 2001 GmbH	Ownership	20.587	Allianz SE	NO	
							CCV Opportunity Fund I LP	.CYM	NIA	APKV Private Equity Fonds GmbH	Ownership	1.172	Allianz SE	NO	
							CCV Opportunity Fund I LP	.CYM	NIA	AZ-SGD Private Equity Fonds GmbH	Ownership	0.654	Allianz SE	NO	
							CDC Relance Durable Tourisme	.FRA	NIA	Allianz Vie S.A.	Ownership	13.000	Allianz SE	NO	
							CELLHO S.à r.l.	.LUX	NIA	Allianz Strategic Investments S.à r.l.	Ownership	51.000	Allianz SE	NO	
							CELLHO S.à r.l.	.LUX	NIA	Allianz Versicherungs-Aktiengesellschaft	Ownership	49.000	Allianz SE	NO	
							Genova China Healthcare Fund V L.P.	.CYM	NIA	Allianz Leben Private Equity Fonds 2001 GmbH	Ownership	14.181	Allianz SE	NO	
							Genova China Healthcare Fund V L.P.	.CYM	NIA	Seine GmbH	Ownership	1.552	Allianz SE	NO	
							Genova China Healthcare Fund V L.P.	.CYM	NIA	APKV Private Equity Fonds GmbH	Ownership	0.808	Allianz SE	NO	
							Genova China Healthcare Fund V L.P.	.CYM	NIA	AZ-SGD Private Equity Fonds GmbH	Ownership	0.524	Allianz SE	NO	
							Central Shopping Center a.s.	.SVK	NIA	Allianz Finance VII Luxembourg S.A.	Ownership	100.000	Allianz SE	NO	
							Centrale Photovoltaïque de Saint Marcel sur Aude SAS	.FRA	NIA	Allianz Renewable Energy Partners Luxembourg IV S.A.	Ownership	100.000	Allianz SE	NO	
							Centrale Photovoltaïque de Valensole SAS	.FRA	NIA	Allianz Renewable Energy Partners Luxembourg IV S.A.	Ownership	100.000	Allianz SE	NO	
							CEPE de Bajouze S.à r.l.	.FRA	NIA	Allianz Renewable Energy Partners Luxembourg IV S.A.	Ownership	100.000	Allianz SE	NO	
							CEPE de Haut Chemin S.à r.l.	.FRA	NIA	Allianz Renewable Energy Partners Luxembourg IV S.A.	Ownership	100.000	Allianz SE	NO	
							CEPE de la Baume S.à r.l.	.FRA	NIA	Allianz Renewable Energy Partners Luxembourg VI S.A.	Ownership	100.000	Allianz SE	NO	
							CEPE de la Forterre S.à r.l.	.FRA	NIA	Allianz Renewable Energy Partners Luxembourg IV S.A.	Ownership	100.000	Allianz SE	NO	
							CEPE de Langres Sud S.à r.l.	.FRA	IA	Allianz Renewable Energy Partners Luxembourg II S.A.	Ownership	100.000	Allianz SE	NO	
							CEPE de Mont Gimont S.à r.l.	.FRA	NIA	Allianz Renewable Energy Partners Luxembourg II S.A.	Ownership	100.000	Allianz SE	NO	
							CEPE de Sambres S.à r.l.	.FRA	NIA	Allianz Renewable Energy Partners Luxembourg IV S.A.	Ownership	100.000	Allianz SE	NO	
							CEPE de Vieille Carrière S.à r.l.	.FRA	NIA	Allianz Renewable Energy Partners Luxembourg VI S.A.	Ownership	100.000	Allianz SE	NO	
							CEPE des Portes de la Côte d'Or S.à r.l.	.FRA	NIA	Allianz Renewable Energy Partners Luxembourg IV S.A.	Ownership	100.000	Allianz SE	NO	
							CEPE du Blaiseron S.à r.l.	.FRA	NIA	Allianz Renewable Energy Partners Luxembourg VI S.A.	Ownership	100.000	Allianz SE	NO	
							CEPE du Bois de la Serre S.à r.l.	.FRA	NIA	Allianz Renewable Energy Partners Luxembourg IV S.A.	Ownership	100.000	Allianz SE	NO	

ANNUAL STATEMENT FOR THE YEAR 2021 OF THE The American Insurance Company

SCHEDULE Y

PART 1A - DETAIL OF INSURANCE HOLDING COMPANY SYSTEM

1	2	3	4	5	6	7	8	9	10	11	12	13	14	15	16
Group Code	Group Name	NAIC Company Code	ID Number	Federal RSSD	CIK	Name of Securities Exchange if Publicly Traded (U.S. or International)	Names of Parent, Subsidiaries Or Affiliates	Domiciliary Location	Relationship to Reporting Entity	Directly Controlled by (Name of Entity/Person)	Type of Control (Ownership, Board, Management, Attorney-in-Fact, Influence, Other)	If Control is Ownership Provide Percentage	Ultimate Controlling Entity(ies)/Person(s)	Is an SCA Filing Required? (Yes/No)	*
							CH A Logistics Wholesale Fund	AUS	NIA	Allianz Real Estate Trust IV	Ownership	50.000	Allianz SE	NO	
							Chapter Master Limited Partnership	GBR	NIA	Allianz Real Estate Investment S.A.	Ownership	45.500	Allianz SE	NO	
							Cheyne Real Estate Credit Holdings VII (Compartment)	LUX	NIA	AZL-Argos 83	Ownership	31.700	Allianz SE	NO	
							Cheyne Real Estate Credit Holdings VII (Compartment)	LUX	NIA	Vermögensverwaltungsgesellschaft mbH APKV-Argos 84	Ownership	3.914	Allianz SE	NO	
							Cheyne Real Estate Credit Holdings VII (Compartment)	LUX	NIA	Vermögensverwaltungsgesellschaft mbH AZV-Argos 82	Ownership	0.557	Allianz SE	NO	
							Cheyne Real Estate Credit Holdings VII (Compartment)	LUX	NIA	Vermögensverwaltungsgesellschaft mbH AZV-Argos 87	Ownership	0.557	Allianz SE	NO	
							Cheyne Real Estate Credit Holdings VII (Compartment)	LUX	NIA	Vermögensverwaltungsgesellschaft mbH AGCS-Argos 86	Ownership	0.557	Allianz SE	NO	
							Chicago Parking Meters LLC	US	IA	Vermögensverwaltungsgesellschaft mbH	Ownership	49.900	Allianz SE	NO	
							CHP-AZ Seeded Industrial L.P.	US	NIA	Deeside Investments Inc.	Ownership	49.000	Allianz SE	NO	
							Churchill Co-Invest LP	CYM	NIA	AZ-CR Seed Investor LP	Ownership	15.475	Allianz SE	NO	
							CIC Allianz Insurance Ltd.	AUS	IA	Allianz Leben Private Equity Fonds 2001 GmbH	Ownership	100.000	Allianz SE	NO	
							Cinven Vertical Co-Investment LP	GGY	NIA	Allianz Leben Private Equity Fonds 2001 GmbH	Ownership	14.760	Allianz SE	NO	
							Citizen Capital Impact Initiative	FRA	NIA	Allianz Vie S.A.	Ownership	71.964	Allianz SE	NO	
							Clarion Gables Multifamily Trust L.P.	US	NIA	Allianz US Private REIT LP	Ownership	9.181	Allianz SE	NO	
							Clarion Gables Multifamily Trust L.P.	US	NIA	APKV US Private REIT LP	Ownership	2.295	Allianz SE	NO	
							Cléopatre 2	FRA	NIA	Allianz Vie S.A.	Ownership	100.000	Allianz SE	NO	
							CLF Fund I LP	SGP	NIA	ARE Funds AZL GmbH	Ownership	12.309	Allianz SE	NO	
							CLF Fund I LP	SGP	NIA	ARE Funds APKV GmbH	Ownership	1.368	Allianz SE	NO	
							Climolux Holding SA	LUX	NIA	SAS Allianz Logistique	Ownership	41.000	Allianz SE	NO	
							Climolux Holding SA	LUX	NIA	Allianz Benelux S.A.	Ownership	39.000	Allianz SE	NO	
							Climolux Holding SA	LUX	NIA	Allianz Life Luxembourg S.A.	Ownership	20.000	Allianz SE	NO	
							Club Marine Limited	AUS	IA	Allianz Australia Insurance Limited	Ownership	100.000	Allianz SE	NO	
							CMP German Opportunity Investors Fund III	LUX	NIA	Allianz Leben Private Equity Fonds 2001 GmbH	Ownership	7.841	Allianz SE	NO	
							CMP German Opportunity Investors Fund III	LUX	NIA	APKV Private Equity Fonds GmbH	Ownership	1.359	Allianz SE	NO	
							CMP German Opportunity Investors Fund III	LUX	NIA	AZ-SGD Private Equity Fonds GmbH	Ownership	1.255	Allianz SE	NO	
							CMRF Feeder SCA SICAV-RAIF	LUX	NIA	Allianz Pensionskasse Aktiengesellschaft	Ownership	18.318	Allianz SE	NO	
							CMRF Feeder SCA SICAV-RAIF	LUX	NIA	SAS Allianz Logistique	Ownership	9.421	Allianz SE	NO	
							CMRF Feeder SCA SICAV-RAIF	LUX	NIA	ARE Funds AZV GmbH	Ownership	2.093	Allianz SE	NO	
							CMRF Feeder SCA SICAV-RAIF	LUX	NIA	Allianz Global Corporate & Specialty SE	Ownership	1.047	Allianz SE	NO	
							Cobalt Investment FCPR	FRA	NIA	Allianz Vie S.A.	Ownership	7.586	Allianz SE	NO	
							Cobalt Investment FCPR	FRA	NIA	Allianz IARD S.A.	Ownership	2.528	Allianz SE	NO	
							COF II CIV LLC	US	NIA	Pacific Investment Management Company LLC	Ownership	100.000	Allianz SE	NO	
							COF III CIV LLC	US	NIA	Pacific Investment Management Company LLC	Ownership	100.000	Allianz SE	NO	
							COF III Holding Fund CIV I LP	CYM	NIA	COF III CIV LLC	Ownership	100.000	Allianz SE	NO	
							COGAR S.à r.l.	FRA	NIA	Euler Hermes S.A.	Ownership	100.000	Allianz SE	NO	
							Colbeck's Corner Holdco LLC	US	NIA	Allianz Renewable Energy Partners of America LLC	Ownership	49.270	Allianz SE	NO	
							Collect SAL	FRA	NIA	Allianz SNA s.a.l.	Ownership	19.000	Allianz SE	NO	
							Columbia REIT - 221 Main Street LP	US	NIA	Allianz US Private REIT LP	Ownership	87.723	Allianz SE	NO	
							Columbia REIT - 221 Main Street LP	US	NIA	APKV US Private REIT LP	Ownership	9.745	Allianz SE	NO	
							Columbia REIT - 221 Main Street LP	US	NIA	AZ Vers US Private REIT LP	Ownership	2.532	Allianz SE	NO	
							Columbia REIT - 333 Market Street LP	US	NIA	Allianz US Private REIT LP	Ownership	35.260	Allianz SE	NO	
							Columbia REIT - 333 Market Street LP	US	NIA	APKV US Private REIT LP	Ownership	5.360	Allianz SE	NO	
							Columbia REIT - 333 Market Street LP	US	NIA	Allianz Presse US REIT LP	Ownership	2.240	Allianz SE	NO	
							Columbia REIT - 333 Market Street LP	US	NIA	AZ Vers US Private REIT LP	Ownership	2.140	Allianz SE	NO	
							Columbia REIT - University Circle LP	US	NIA	Allianz US Private REIT LP	Ownership	82.483	Allianz SE	NO	

ANNUAL STATEMENT FOR THE YEAR 2021 OF THE The American Insurance Company

SCHEDULE Y
PART 1A - DETAIL OF INSURANCE HOLDING COMPANY SYSTEM

1	2	3	4	5	6	7	8	9	10	11	12	13	14	15	16
Group Code	Group Name	NAIC Company Code	ID Number	Federal RSSD	CIK	Name of Securities Exchange if Publicly Traded (U.S. or International)	Names of Parent, Subsidiaries Or Affiliates	Domiciliary Location	Relationship to Reporting Entity	Directly Controlled by (Name of Entity/Person)	Type of Control (Ownership, Board, Management, Attorney-in-Fact, Influence, Other)	If Control is Ownership Provide Percentage	Ultimate Controlling Entity(ies)/Person(s)	Is an SCA Filing Required? (Yes/No)	*
							Columbia REIT - University Circle LP	US	NIA	APKV US Private REIT LP	Ownership	10.605	Allianz SE	NO	
							Columbia REIT - University Circle LP	US	NIA	AZ Vers US Private REIT LP	Ownership	4.672	Allianz SE	NO	
							Columbia REIT - University Circle LP	US	NIA	Allianz Presse US REIT LP	Ownership	2.240	Allianz SE	NO	
							Comfort Investor Holdings LLC	US	NIA	Allianz Leben Private Equity Fonds 2001 GmbH	Ownership	9.829	Allianz SE	NO	
							Comfort Investor Holdings LLC	US	NIA	APKV Private Equity Fonds GmbH	Ownership	2.020	Allianz SE	NO	
							Comfort Investor Holdings LLC	US	NIA	AZ-SGD Private Equity Fonds GmbH	Ownership	1.502	Allianz SE	NO	
							Comgest Growth Latin America	IRL	NIA	Allianz Vie S.A.	Ownership	6.082	Allianz SE	NO	
							Comgest Growth Latin America	IRL	NIA	Allianz Retraite S.A.	Ownership	3.923	Allianz SE	NO	
							Commercial Bank of Cameroon LC	CMR	NIA	Allianz Cameroun Assurances SA	Ownership	8.889	Allianz SE	NO	
							Commercial Bank of Cameroon LC	CMR	NIA	Allianz Cameroun Assurances Vie SA	Ownership	1.111	Allianz SE	NO	
							Companhia de Seguro de Créditos S.A.	PRT	NIA	Euler Hermes S.A.	Ownership	50.000	Allianz SE	NO	
							Companhia de Seguros Allianz Portugal S.A.	PRT	NIA	Allianz Europe B.V.	Ownership	64.845	Allianz SE	NO	
							Compañía Colombiana de Servicio Automotriz S.A.	COL	NIA	Allianz Seguros de Vida S.A.	Ownership	94.503	Allianz SE	NO	
							Compañía Colombiana de Servicio Automotriz S.A.	COL	NIA	Allianz Seguros S.A.	Ownership	4.088	Allianz SE	NO	
							Compañía Colombiana de Servicio Automotriz S.A.	COL	NIA	Allianz Colombia S.A.	Ownership	1.404	Allianz SE	NO	
							Comvest Credit Partners V (Luxembourg)			AZL-Argos 73					
							Intermediate Fund SCSp	LUX	NIA	Vermögensverwaltungsgesellschaft mbH	Ownership	43.000	Allianz SE	NO	
							Comvest Credit Partners V (Luxembourg)			APKV-Argos 74					
							Intermediate Fund SCSp	LUX	NIA	Vermögensverwaltungsgesellschaft mbH	Ownership	5.283	Allianz SE	NO	
							Comvest Credit Partners V (Luxembourg)			APK-Argos 75					
							Intermediate Fund SCSp	LUX	NIA	Vermögensverwaltungsgesellschaft mbH	Ownership	2.250	Allianz SE	NO	
							Comvest Credit Partners V (Luxembourg)			AZV-Argos 77					
							Intermediate Fund SCSp	LUX	NIA	Vermögensverwaltungsgesellschaft mbH	Ownership	1.767	Allianz SE	NO	
							Comvest Credit Partners V (Luxembourg)			AZV-Argos 72					
							Intermediate Fund SCSp	LUX	NIA	Vermögensverwaltungsgesellschaft mbH	Ownership	1.600	Allianz SE	NO	
							Comvest Credit Partners V (Luxembourg)			AGCS-Argos 76					
							Intermediate Fund SCSp	LUX	NIA	Vermögensverwaltungsgesellschaft mbH	Ownership	1.100	Allianz SE	NO	
							Consultatio Renta Mixta F.C.I.	ARG	NIA	Allianz Argentina Compañía de Seguros Generales S.A.	Ownership	82.589	Allianz SE	NO	
							Consultatio Renta Mixta F.C.I.	ARG	NIA	Allianz Re Argentina S.A.	Ownership	17.411	Allianz SE	NO	
							Control Expert Gestao Comercio e Desenvolvimento Ltda.	BRA	NIA	ControlExpert GmbH	Ownership	95.000	Allianz SE	NO	
							Control Expert Italia S.r.l.	ITA	NIA	ControlExpert GmbH	Ownership	80.000	Allianz SE	NO	
							Control Expert Mexico S. de R.L. de C.V.	MEX	NIA	ControlExpert GmbH	Ownership	95.000	Allianz SE	NO	
							Control Expert Systems Technologies S.L.	ESP	NIA	ControlExpert GmbH	Ownership	94.900	Allianz SE	NO	
							ControlExpert Argentina SRL	ARG	NIA	ControlExpert GmbH	Ownership	90.000	Allianz SE	NO	
							ControlExpert Chile Spa	CHL	NIA	ControlExpert GmbH	Ownership	95.000	Allianz SE	NO	
							ControlExpert China Co. Ltd.	CHN	NIA	ControlExpert GmbH	Ownership	30.000	Allianz SE	NO	
							ControlExpert Colombia SAS	COL	NIA	ControlExpert GmbH	Ownership	90.000	Allianz SE	NO	
							ControlExpert GmbH	DEU	NIA	ControlExpert Holding GmbH	Ownership	100.000	Allianz SE	NO	
							ControlExpert Holding B.V.	NLD	NIA	CELUHO S à r.l.	Ownership	90.000	Allianz SE	NO	
							ControlExpert Holding GmbH	DEU	NIA	ControlExpert Holding B.V.	Ownership	100.000	Allianz SE	NO	
							ControlExpert Hong Kong Corp. Limited	HKG	NIA	ControlExpert GmbH	Ownership	90.000	Allianz SE	NO	
							ControlExpert Inc.	US	NIA	ControlExpert GmbH	Ownership	90.000	Allianz SE	NO	
							ControlExpert Japan KK	JPN	NIA	ControlExpert GmbH	Ownership	100.000	Allianz SE	NO	
							ControlExpert Polska Sp. z o.o.	POL	NIA	ControlExpert GmbH	Ownership	100.000	Allianz SE	NO	
							ControlExpert Schweiz GmbH	CHE	NIA	ControlExpert GmbH	Ownership	100.000	Allianz SE	NO	
							ControlExpert Thailand Co. Ltd.	THA	NIA	ControlExpert GmbH	Ownership	99.994	Allianz SE	NO	
							ControlExpert UK Limited	GBR	NIA	ControlExpert GmbH	Ownership	87.000	Allianz SE	NO	

97.39

ANNUAL STATEMENT FOR THE YEAR 2021 OF THE The American Insurance Company

SCHEDULE Y
PART 1A - DETAIL OF INSURANCE HOLDING COMPANY SYSTEM

1	2	3	4	5	6	7	8	9	10	11	12	13	14	15	16
Group Code	Group Name	NAIC Company Code	ID Number	Federal RSSD	CIK	Name of Securities Exchange if Publicly Traded (U.S. or International)	Names of Parent, Subsidiaries Or Affiliates	Domiciliary Location	Relationship to Reporting Entity	Directly Controlled by (Name of Entity/Person)	Type of Control (Ownership, Board, Management, Attorney-in-Fact, Influence, Other)	If Control is Ownership Provide Percentage	Ultimate Controlling Entity(ies)/Person(s)	Is an SCA Filing Required? (Yes/No)	*
							Cordiant VII Infrastructure & Real Assets Debt	LUX	NIA	Allianz Lebensversicherungs-Aktiengesellschaft	Ownership	38.460	Allianz SE	NO	
							Cordiant VII Infrastructure & Real Assets Debt	LUX	NIA	Allianz Suisse Lebensversicherungs-Gesellschaft AG	Ownership	17.860	Allianz SE	NO	
							Core Innovation Capital II LP	US	NIA	Allianz Life Insurance Company of North America	Ownership	17.300	Allianz SE	NO	
							Core Senior Lending Fund (A-A) L.P.	CAN	NIA	AZL-Argos 73 Vermögensverwaltungsgesellschaft mbH	Ownership	31.850	Allianz SE	NO	
							Core Senior Lending Fund (A-A) L.P.	CAN	NIA	APKV-Argos 74 Vermögensverwaltungsgesellschaft mbH	Ownership	6.825	Allianz SE	NO	
							Core Senior Lending Fund (A-A) L.P.	CAN	NIA	AZV-Argos 72 Vermögensverwaltungsgesellschaft mbH	Ownership	4.550	Allianz SE	NO	
							Core Senior Lending Fund (A-A) L.P.	CAN	NIA	AGCS-Argos 76 Vermögensverwaltungsgesellschaft mbH	Ownership	4.500	Allianz SE	NO	
							Core Senior Lending Fund (A-A) L.P.	CAN	NIA	APK-Argos 75 Vermögensverwaltungsgesellschaft mbH	Ownership	2.275	Allianz SE	NO	
							Core Senior Lending Fund II SCSp	LUX	NIA	AZL-Argos 73 Vermögensverwaltungsgesellschaft mbH	Ownership	23.100	Allianz SE	NO	
							Core Senior Lending Fund II SCSp	LUX	NIA	APKV-Argos 74 Vermögensverwaltungsgesellschaft mbH	Ownership	2.853	Allianz SE	NO	
							Core Senior Lending Fund II SCSp	LUX	NIA	AZV-Argos 77 Vermögensverwaltungsgesellschaft mbH	Ownership	1.033	Allianz SE	NO	
							Core Senior Lending Fund II SCSp	LUX	NIA	AZV-Argos 72 Vermögensverwaltungsgesellschaft mbH	Ownership	0.513	Allianz SE	NO	
							Core Senior Lending Fund L.P.	CAN	NIA	AZL-Argos 73 Vermögensverwaltungsgesellschaft mbH	Ownership	24.832	Allianz SE	NO	
							Core Senior Lending Fund L.P.	CAN	NIA	APKV-Argos 74 Vermögensverwaltungsgesellschaft mbH	Ownership	3.294	Allianz SE	NO	
							Core Senior Lending Fund L.P.	CAN	NIA	APK-Argos 75 Vermögensverwaltungsgesellschaft mbH	Ownership	1.324	Allianz SE	NO	
							Core Senior Lending Fund L.P.	CAN	NIA	AZV-Argos 77 Vermögensverwaltungsgesellschaft mbH	Ownership	1.162	Allianz SE	NO	
							Core Senior Lending Fund L.P.	CAN	NIA	AZV-Argos 72 Vermögensverwaltungsgesellschaft mbH	Ownership	1.033	Allianz SE	NO	
							Core Senior Lending Fund L.P.	CAN	NIA	AGCS-Argos 76 Vermögensverwaltungsgesellschaft mbH	Ownership	0.646	Allianz SE	NO	
							Corn Investment Ltd.	GBR	NIA	Allianz Lebensversicherungs-Aktiengesellschaft	Ownership	85.000	Allianz SE	NO	
							Corn Investment Ltd.	GBR	NIA	Allianz Private Krankenversicherungs-Aktiengesellschaft	Ownership	15.000	Allianz SE	NO	
							Corsetec Assessoria e Corretagem de Seguros Ltda.	BRA	NIA	Brasil de Imóveis e Participações Ltda.	Ownership	99.998	Allianz SE	NO	
							Cova Beijing Zpark Investment Pte. Ltd.	SGP	NIA	Allianz Finance VII Luxembourg S.A.	Ownership	98.000	Allianz SE	NO	
							Coyote Falcon L.P.	US	NIA	Allianz Leben Private Equity Fonds 2001 GmbH	Ownership	29.038	Allianz SE	NO	
							Coyote Falcon L.P.	US	NIA	AZ-SGD Private Equity Fonds GmbH	Ownership	0.962	Allianz SE	NO	
							CPIC Fund Management Co. Ltd.	CHN	NIA	Allianz SE	Ownership	49.000	Allianz SE	NO	
							CPPIC Euler Hermes Insurance Sales Co. Ltd.	CHN	NIA	Euler Hermes Hong Kong Service Limited	Ownership	49.000	Allianz SE	NO	
							CPRN Thailand Ltd.	THA	NIA	BSMC (Thailand) Limited	Ownership	49.000	Allianz SE	NO	
							CPRN Thailand Ltd.	THA	NIA	SOFE One Co. Ltd.	Ownership	25.500	Allianz SE	NO	
							CPRN Thailand Ltd.	THA	NIA	SOFE Two Co. Ltd.	Ownership	25.500	Allianz SE	NO	
							CREA Corporate Tax Credit Fund 48 LLC	US	NIA	Allianz Life Insurance Company of North America	Ownership	13.600	Allianz SE	NO	

ANNUAL STATEMENT FOR THE YEAR 2021 OF THE The American Insurance Company

SCHEDULE Y

PART 1A - DETAIL OF INSURANCE HOLDING COMPANY SYSTEM

1	2	3	4	5	6	7	8	9	10	11	12	13	14	15	16
Group Code	Group Name	NAIC Company Code	ID Number	Federal RSSD	CIK	Name of Securities Exchange if Publicly Traded (U.S. or International)	Names of Parent, Subsidiaries Or Affiliates	Domi-ciliary Location	Relation-ship to Reporting Entity	Directly Controlled by (Name of Entity/Person)	Type of Control (Ownership, Board, Management, Attorney-in-Fact, Influence, Other)	If Control is Ownership Provide Percentage	Ultimate Controlling Entity(ies)/Person(s)	Is an SCA Filing Re-quired? (Yes/No)	*
							CREA Corporate Tax Credit Fund 74 LLC	US	NIA	Allianz Life Insurance Company of North America	Ownership	10.000	Allianz SE	NO	
							CREA Corporate Tax Credit Fund 80 LP	US	NIA	Allianz Life Insurance Company of North America	Ownership	10.700	Allianz SE	NO	
							CREA Corporate Tax Credit Fund 85 LP	US	NIA	Allianz Life Insurance Company of North America	Ownership	11.360	Allianz SE	NO	
							CREA Gateway Villas State LP	US	NIA	Allianz Life Insurance Company of North America	Ownership	100.000	Allianz SE	NO	
							CreditRas Assicurazioni S.p.A.	ITA	IA	Allianz S.p.A.	Ownership	50.000	Allianz SE	NO	
							CreditRas Vita S.p.A.	ITA	IA	Allianz S.p.A.	Ownership	50.000	Allianz SE	NO	
							Crescent European Specialty Loan Fund II SCSp	LUX	NIA	AZL-Argos 83	Ownership	36.295	Allianz SE	NO	
							Crescent European Specialty Loan Fund II SCSp	LUX	NIA	Vermögensverwaltungsgesellschaft mbH	Ownership	4.819	Allianz SE	NO	
							Crescent European Specialty Loan Fund II SCSp	LUX	NIA	APKV-Argos 84	Ownership	1.908	Allianz SE	NO	
							Crescent European Specialty Loan Fund II SCSp	LUX	NIA	APK-Argos 85	Ownership	1.707	Allianz SE	NO	
							Crescent European Specialty Loan Fund II SCSp	LUX	NIA	Vermögensverwaltungsgesellschaft mbH	Ownership	1.506	Allianz SE	NO	
							Crescent European Specialty Loan Fund II SCSp	LUX	NIA	AGCS-Argos 86	Ownership	0.954	Allianz SE	NO	
							CRG Partners IV - Parallel Fund C (Cayman) L.P.	CYM	NIA	AZL-Argos 73	Ownership	74.500	Allianz SE	NO	
							CRG Partners IV - Parallel Fund C (Cayman) L.P.	CYM	NIA	Vermögensverwaltungsgesellschaft mbH	Ownership	10.167	Allianz SE	NO	
							CRG Partners IV - Parallel Fund C (Cayman) L.P.	CYM	NIA	APKV-Argos 74	Ownership	4.667	Allianz SE	NO	
							CRG Partners IV - Parallel Fund C (Cayman) L.P.	CYM	NIA	Vermögensverwaltungsgesellschaft mbH	Ownership	4.000	Allianz SE	NO	
							CRG Partners IV - Parallel Fund C (Cayman) L.P.	CYM	NIA	AZV-Argos 77	Ownership	3.500	Allianz SE	NO	
							CRG Partners IV - Parallel Fund C (Cayman) L.P.	CYM	NIA	Vermögensverwaltungsgesellschaft mbH	Ownership	3.167	Allianz SE	NO	
							Crow Holdings Reality Partners IX-A L.P.	US	NIA	ARE Funds AZL GmbH	Ownership	21.679	Allianz SE	NO	
							Crow Holdings Reality Partners IX-A L.P.	US	NIA	ARE Funds APKV GmbH	Ownership	2.409	Allianz SE	NO	
							CURATIO DMCC LLC	ARE	NIA	AHP MEA Holdings Co. W.L.L.	Ownership	100.000	Allianz SE	NO	
							Curzon Capital Partners 5 Long-Life SCSp	LUX	NIA	ARE Funds AZL GmbH	Ownership	59.659	Allianz SE	NO	
							Curzon Capital Partners 5 Long-Life SCSp	LUX	NIA	ARE Funds APKV GmbH	Ownership	6.629	Allianz SE	NO	
							Curzon Capital Partners 5 Long-Life SCSp	LUX	NIA	Allianz Global Corporate & Specialty SE	Ownership	3.157	Allianz SE	NO	
							Curzon Capital Partners 5 Long-Life SCSp	LUX	NIA	ARE Funds AZV GmbH	Ownership	3.157	Allianz SE	NO	
							Curzon Capital Partners 5 Long-Life SCSp	LUX	NIA	Allianz pojistovna a.s.	Ownership	1.578	Allianz SE	NO	
							Curzon Capital Partners 5 Long-Life SCSp	LUX	NIA	Allianz Direct S.p.A.	Ownership	0.947	Allianz SE	NO	
							Czech Gas Networks S.á r.l.	LUX	NIA	Allianz Infrastructure Luxembourg II S.á r.l.	Ownership	18.500	Allianz SE	NO	
							D23E GP LLC	US	NIA	Pacific Investment Management Company LLC	Ownership	100.000	Allianz SE	NO	
							Daiwater Investment Limited	GBR	NIA	Allianz Infrastructure Holding I Pte. Ltd.	Ownership	36.560	Allianz SE	NO	
							Danareksa Melati Pendapatan Tetap	IDN	NIA	PT Asuransi Allianz Utama Indonesia	Ownership	100.000	Allianz SE	NO	
							Danube Co-Investment L.P.	GBR	NIA	Allianz Leben Private Equity Fonds 2001 GmbH	Ownership	14.137	Allianz SE	NO	
							Danube Co-Investment L.P.	GBR	NIA	AZ-SGD Private Equity Fonds GmbH	Ownership	3.487	Allianz SE	NO	
							Danube Co-Investment L.P.	GBR	NIA	APKV Private Equity Fonds GmbH	Ownership	2.020	Allianz SE	NO	

ANNUAL STATEMENT FOR THE YEAR 2021 OF THE The American Insurance Company

SCHEDULE Y

PART 1A - DETAIL OF INSURANCE HOLDING COMPANY SYSTEM

1	2	3	4	5	6	7	8	9	10	11	12	13	14	15	16
Group Code	Group Name	NAIC Company Code	ID Number	Federal RSSD	CIK	Name of Securities Exchange if Publicly Traded (U.S. or International)	Names of Parent, Subsidiaries Or Affiliates	Domiciliary Location	Relationship to Reporting Entity	Directly Controlled by (Name of Entity/Person)	Type of Control (Ownership, Board, Management, Attorney-in-Fact, Influence, Other)	If Control is Ownership Provide Percentage	Ultimate Controlling Entity(ies)/Person(s)	Is an SCA Filing Required? (Yes/No)	*
							Darby Latin American Private Debt Fund III L.P.	.CAN	.NIA	AZL-Argos 73 Vermögensverwaltungsgesellschaft mbH	Ownership	36.060	Allianz SE	.NO.	
							Darby Latin American Private Debt Fund III L.P.	.CAN	.NIA	APKV-Argos 74 Vermögensverwaltungsgesellschaft mbH	Ownership	5.582	Allianz SE	.NO.	
							Darby Latin American Private Debt Fund III L.P.	.CAN	.NIA	AZV-Argos 77 Vermögensverwaltungsgesellschaft mbH	Ownership	2.240	Allianz SE	.NO.	
							Darby Latin American Private Debt Fund III L.P.	.CAN	.NIA	APK-Argos 75 Vermögensverwaltungsgesellschaft mbH	Ownership	2.203	Allianz SE	.NO.	
							Darby Latin American Private Debt Fund III L.P.	.CAN	.NIA	AZV-Argos 72 Vermögensverwaltungsgesellschaft mbH	Ownership	1.469	Allianz SE	.NO.	
							Darby Latin American Private Debt Fund III L.P.	.CAN	.NIA	AGCS-Argos 76 Vermögensverwaltungsgesellschaft mbH	Ownership	1.359	Allianz SE	.NO.	
							Darby Latin American Private Debt Fund IIIA L.P.	.CAN	.NIA	AZL-Argos 73 Vermögensverwaltungsgesellschaft mbH	Ownership	49.865	Allianz SE	.NO.	
							Darta Saving Life Assurance dac	.IRL	.IA	Allianz S.p.A	Ownership	100.000	Allianz SE	.NO.	
							Data Quest SAL	.LBN	.NIA	Allianz SNA s.a.l	Ownership	36.000	Allianz SE	.NO.	
							DC Copa Investment Holdings I AZ LP	.CAN	.NIA	Allianz Leben Infrastrukturfonds GmbH	Ownership	8.873	Allianz SE	.NO.	
							DC Copa Investment Holdings I AZ LP	.CAN	.NIA	APKV Infrastrukturfonds GmbH	Ownership	1.306	Allianz SE	.NO.	
							DC Trident Holdings II Reverse Lux Feeder SCSp	.LUX	.NIA	Allianz Leben Infrastrukturfonds GmbH	Ownership	11.516	Allianz SE	.NO.	
							DC Trident Holdings II Reverse Lux Feeder SCSp	.LUX	.NIA	APKV Infrastrukturfonds GmbH	Ownership	1.280	Allianz SE	.NO.	
							DCM Ventures China Fund VIII L.P.	.CYM	.NIA	Allianz Leben Private Equity Fonds 2001 GmbH	Ownership	7.674	Allianz SE	.NO.	
							DCM Ventures China Fund VIII L.P.	.CYM	.NIA	AZ-SGD Private Equity Fonds GmbH	Ownership	1.973	Allianz SE	.NO.	
							DCM Ventures China Fund VIII L.P.	.CYM	.NIA	APKV Private Equity Fonds GmbH	Ownership	1.316	Allianz SE	.NO.	
							DCM Ventures China Turbo Fund L.P.	.US	.NIA	Allianz Leben Private Equity Fonds 2001 GmbH	Ownership	7.608	Allianz SE	.NO.	
							DCM Ventures China Turbo Fund L.P.	.US	.NIA	AZ-SGD Private Equity Fonds GmbH	Ownership	1.957	Allianz SE	.NO.	
							DCM Ventures China Turbo Fund L.P.	.US	.NIA	Seine GmbH	Ownership	1.942	Allianz SE	.NO.	
							DCM Ventures China Turbo Fund L.P.	.US	.NIA	APKV Private Equity Fonds GmbH	Ownership	1.304	Allianz SE	.NO.	
							DCSO Deutsche Cyber-Sicherheitsorganisation GmbH	.DEU	.NIA	Allianz SE	Ownership	25.000	Allianz SE	.NO.	
							Dealis Fund Operations GmbH	.DEU	.NIA	Allianz Global Investors GmbH	Ownership	50.000	Allianz SE	.NO.	
							Deeside Investments Inc.	.US	.NIA	Redoma S.à r.l.	Ownership	50.100	Allianz SE	.NO.	
							DEGI International	.DEU	.NIA	Allianz Investments I Luxembourg S.à r.l.	Ownership	46.009	Allianz SE	.NO.	
							DEGI International	.DEU	.NIA	Allianz Lebensversicherungs-Aktiengesellschaft	Ownership	1.022	Allianz SE	.NO.	
							DEGI International	.DEU	.NIA	Allianz SE	Ownership	0.797	Allianz SE	.NO.	
							Delgaz Grid S.A.	.ROU	.NIA	Allianz Infrastructure Luxembourg I S.à r.l.	Ownership	28.771	Allianz SE	.NO.	
							Delgaz Grid S.A.	.ROU	.NIA	Allianz Tiriac Asigurari SA	Ownership	1.229	Allianz SE	.NO.	
							Delong Limited	.HKG	.NIA	Allianz Finance VII Luxembourg S.A.	Ownership	16.430	Allianz SE	.NO.	
							Delta Technical Services Ltd.	.GBR	.NIA	Allianz SE	Ownership	100.000	Allianz SE	.NO.	
							Demand Side Media Ltd.	.GBR	.NIA	finanz.de Vermittlungsgesellschaft für Verbraucherverträge GmbH	Ownership	100.000	Allianz SE	.NO.	
							Deutsche Lebensversicherungs-Aktiengesellschaft	.DEU	.IA	Allianz Deutschland AG	Ownership	100.000	Allianz SE	.NO.	
							Diamond Point a.s.	.CZE	.NIA	Allianz pojistovna a.s.	Ownership	100.000	Allianz SE	.NO.	
							Die Brückenköpfe X BKX GmbH & Co. Invest KG	.DEU	.NIA	Allianz Strategic Investments S.à r.l.	Ownership	50.000	Allianz SE	.NO.	
							Dispatch Nederland B.V.	.NLD	.NIA	Allianz Benelux S.A.	Ownership	16.667	Allianz SE	.NO.	
							Donator Beratungs GmbH	.DEU	.NIA	Allianz Capital Partners GmbH	Ownership	100.000	Allianz SE	.NO.	
							Donator Beteiligungsverwaltung GmbH	.DEU	.NIA	Allianz Capital Partners GmbH	Ownership	100.000	Allianz SE	.NO.	
							Door S.L.P	.JEY	.NIA	Allianz Finance IX Luxembourg S.A.	Ownership	21.490	Allianz SE	.NO.	

97.42

ANNUAL STATEMENT FOR THE YEAR 2021 OF THE The American Insurance Company

SCHEDULE Y

PART 1A - DETAIL OF INSURANCE HOLDING COMPANY SYSTEM

1	2	3	4	5	6	7	8	9	10	11	12	13	14	15	16
Group Code	Group Name	NAIC Company Code	ID Number	Federal RSSD	CIK	Name of Securities Exchange if Publicly Traded (U.S. or International)	Names of Parent, Subsidiaries Or Affiliates	Domiciliary Location	Relationship to Reporting Entity	Directly Controlled by (Name of Entity/Person)	Type of Control (Ownership, Board, Management, Attorney-in-Fact, Influence, Other)	If Control is Ownership Provide Percentage	Ultimate Controlling Entity(ies)/Person(s)	Is an SCA Filing Required? (Yes/No)	*
							Douglas Emmett Partnership X LP	US	NIA	Allianz US Private REIT LP	Ownership	21.067	Allianz SE	NO	
							Douglas Emmett Partnership X LP	US	NIA	AZ Vers US Private REIT LP	Ownership	4.214	Allianz SE	NO	
							Douglas Emmett Partnership X LP	US	NIA	APKV US Private REIT LP	Ownership	2.809	Allianz SE	NO	
							Driven By GmbH	DEU	NIA	Allianz Deutschland AG	Ownership	100.000	Allianz SE	NO	
							Dundrum Car Park GP Limited	IRL	NIA	Allianz Jewel Fund ICAV	Ownership	50.000	Allianz SE	NO	
							Dundrum Car Park Limited Partnership	IRL	NIA	Allianz Jewel Fund ICAV	Ownership	49.950	Allianz SE	NO	
							Dundrum Retail GP Designated Activity Company								
							Dundrum Retail Limited Partnership	IRL	NIA	Allianz Jewel Fund ICAV	Ownership	50.000	Allianz SE	NO	
							Dundrum Retail Limited Partnership	IRL	NIA	Allianz Jewel Fund ICAV	Ownership	49.950	Allianz SE	NO	
							Eastern Bell Capital Fund II L.P.	CYM	NIA	Allianz Leben Private Equity Fonds 2001 GmbH	Ownership	9.307	Allianz SE	NO	
							Eastern Bell Capital Fund II L.P.	CYM	NIA	APKV Private Equity Fonds GmbH	Ownership	0.521	Allianz SE	NO	
							EASTSIDE Joint Venture GmbH & Co. KG	DEU	NIA	ARE Funds AZL GmbH	Ownership	44.856	Allianz SE	NO	
							EASTSIDE Joint Venture GmbH & Co. KG	DEU	NIA	ARE Funds APKV GmbH	Ownership	4.984	Allianz SE	NO	
							EASTSIDE TAMARA GmbH	DEU	NIA	ARE Funds AZL GmbH	Ownership	45.000	Allianz SE	NO	
							EASTSIDE TAMARA GmbH	DEU	NIA	ARE Funds APKV GmbH	Ownership	5.000	Allianz SE	NO	
							EDRAM Babuzar	FRA	NIA	Allianz Vie S.A.	Ownership	54.368	Allianz SE	NO	
							EIG Altstadt Holdings Blocker LLC	US	NIA	AZ-Argos 71 Vermögensverwaltungsgesellschaft mbH & Co. KG	Ownership	100.000	Allianz SE	NO	
							EIG Energy Fund XVII (Scotland) LP	GBR	NIA	AZL-Argos 83 Vermögensverwaltungsgesellschaft mbH	Ownership	68.857	Allianz SE	NO	
							EIG Energy Fund XVII (Scotland) LP	GBR	NIA	APKV-Argos 84 Vermögensverwaltungsgesellschaft mbH	Ownership	9.571	Allianz SE	NO	
							EIG Energy Fund XVII (Scotland) LP	GBR	NIA	APK-Argos 85 Vermögensverwaltungsgesellschaft mbH	Ownership	3.857	Allianz SE	NO	
							EIG Energy Fund XVII (Scotland) LP	GBR	NIA	AZV-Argos 87 Vermögensverwaltungsgesellschaft mbH	Ownership	1.857	Allianz SE	NO	
							EIG Energy Fund XVII (Scotland) LP	GBR	NIA	AZV-Argos 82 Vermögensverwaltungsgesellschaft mbH	Ownership	1.571	Allianz SE	NO	
							Eiger Institutional Fund	CHE	NIA	Allianz Suisse Lebensversicherungs-Gesellschaft AG	Ownership	100.000	Allianz SE	NO	
							EISAF II LP	SGP	NIA	AZL-Argos 83 Vermögensverwaltungsgesellschaft mbH	Ownership	34.261	Allianz SE	NO	
							EISAF II LP	SGP	NIA	APKV-Argos 84 Vermögensverwaltungsgesellschaft mbH	Ownership	4.644	Allianz SE	NO	
							EISAF II LP	SGP	NIA	APK-Argos 85 Vermögensverwaltungsgesellschaft mbH	Ownership	1.818	Allianz SE	NO	
							EISAF II LP	SGP	NIA	AZV-Argos 87 Vermögensverwaltungsgesellschaft mbH	Ownership	1.621	Allianz SE	NO	
							EISAF II LP	SGP	NIA	AZV-Argos 82 Vermögensverwaltungsgesellschaft mbH	Ownership	1.446	Allianz SE	NO	
							EISAF II LP	SGP	NIA	AGCS-Argos 86 Vermögensverwaltungsgesellschaft mbH	Ownership	1.117	Allianz SE	NO	
							Electranova Capital	FRA	NIA	Allianz Vie S.A.	Ownership	17.998	Allianz SE	NO	
							Elite Prize Limited	HKG	NIA	Allianz Finance IX Luxembourg S.A.	Ownership	100.000	Allianz SE	NO	
							Elix Vintage Residencial SOCIMI S.A.	ESP	NIA	Global Azawaki S.L.	Ownership	92.804	Allianz SE	NO	
							Elix Vintage Residencial SOCIMI S.A.	ESP	NIA	Allianz Compañía de Seguros y Reaseguros S.A.	Ownership	7.196	Allianz SE	NO	
							Elton Investments S.à r.l.	LUX	NIA	Allianz Infrastructure Luxembourg I S.à r.l.	Ownership	27.047	Allianz SE	NO	
							Elton Investments S.à r.l.	LUX	NIA	Société Foncière Européenne B.V.	Ownership	5.482	Allianz SE	NO	
							ELVIA e-invest AG	CHE	NIA	Allianz Suisse Versicherungs-Gesellschaft AG	Ownership	100.000	Allianz SE	NO	

ANNUAL STATEMENT FOR THE YEAR 2021 OF THE The American Insurance Company

SCHEDULE Y

PART 1A - DETAIL OF INSURANCE HOLDING COMPANY SYSTEM

1	2	3	4	5	6	7	8	9	10	11	12	13	14	15	16
Group Code	Group Name	NAIC Company Code	ID Number	Federal RSSD	CIK	Name of Securities Exchange if Publicly Traded (U.S. or International)	Names of Parent, Subsidiaries Or Affiliates	Domi-ciliary Location	Relation-ship to Reporting Entity	Directly Controlled by (Name of Entity/Person)	Type of Control (Ownership, Board, Management, Attorney-in-Fact, Influence, Other)	If Control is Ownership Provide Percentage	Ultimate Controlling Entity(ies)/Person(s)	Is an SCA Filing Re-quired? (Yes/No)	*
							Emerging Market Climate Action Fund GP S.à r.l.	LUX	NIA	Allianz Global Investors GmbH	Ownership	100.000	Allianz SE	NO	
							Emerging Market Climate Action Fund SCSp SICAV-RAIF	LUX	NIA	AZL-Argos 89 Vermögensverwaltungsgesellschaft mbH	Ownership	24.288	Allianz SE	NO	
							Emerging Market Climate Action Fund SCSp SICAV-RAIF	LUX	NIA	APKV-Argos 84 Vermögensverwaltungsgesellschaft mbH	Ownership	2.699	Allianz SE	NO	
							EMVF Capital	FRA	NIA	Allianz Vie S.A.	Ownership	40.699	Allianz SE	NO	
							EMZ 7-Complémentaire	FRA	NIA	Allianz Vie S.A.	Ownership	12.505	Allianz SE	NO	
							EMZ 7-Complémentaire	FRA	NIA	Allianz IARD S.A.	Ownership	4.168	Allianz SE	NO	
							EMZ 8-B S.L.P.	FRA	NIA	AZL-Argos 83 Vermögensverwaltungsgesellschaft mbH	Ownership	41.250	Allianz SE	NO	
							EMZ 8-B S.L.P.	FRA	NIA	Allianz Retraite S.A.	Ownership	22.597	Allianz SE	NO	
							EMZ 8-B S.L.P.	FRA	NIA	APKV-Argos 84 Vermögensverwaltungsgesellschaft mbH	Ownership	8.850	Allianz SE	NO	
							EMZ 8-B S.L.P.	FRA	NIA	Allianz IARD S.A.	Ownership	7.532	Allianz SE	NO	
							EMZ 8-B S.L.P.	FRA	NIA	AZV-Argos 82 Vermögensverwaltungsgesellschaft mbH	Ownership	5.900	Allianz SE	NO	
							EMZ 8-B S.L.P.	FRA	NIA	AZV-Argos 87 Vermögensverwaltungsgesellschaft mbH	Ownership	3.550	Allianz SE	NO	
							EMZ 8-B S.L.P.	FRA	NIA	APK-Argos 85 Vermögensverwaltungsgesellschaft mbH	Ownership	2.950	Allianz SE	NO	
							EMZ 9-C S.L.P.	FRA	NIA	AZL-Argos 83 Vermögensverwaltungsgesellschaft mbH	Ownership	73.800	Allianz SE	NO	
							EMZ 9-C S.L.P.	FRA	NIA	APKV-Argos 84 Vermögensverwaltungsgesellschaft mbH	Ownership	9.800	Allianz SE	NO	
							EMZ 9-C S.L.P.	FRA	NIA	APK-Argos 85 Vermögensverwaltungsgesellschaft mbH	Ownership	3.900	Allianz SE	NO	
							EMZ 9-C S.L.P.	FRA	NIA	AZV-Argos 87 Vermögensverwaltungsgesellschaft mbH	Ownership	3.500	Allianz SE	NO	
							EMZ 9-C S.L.P.	FRA	NIA	AZV-Argos 82 Vermögensverwaltungsgesellschaft mbH	Ownership	3.100	Allianz SE	NO	
							EMZ 9-C S.L.P.	FRA	NIA	AGCS-Argos 86 Vermögensverwaltungsgesellschaft mbH	Ownership	1.900	Allianz SE	NO	
							Energie Eolienne Lusanger S.à r.l.	FRA	IA	Allianz Renewable Energy Partners Luxembourg II S.A.	Ownership	100.000	Allianz SE	NO	
							Enertrag-Dunowo Sp. z o.o.	POL	NIA	Allianz Renewable Energy Partners Luxembourg VI S.A.	Ownership	100.000	Allianz SE	NO	
							Enhanced Reinsurance Ltd.	BMU	IA	Allianz SE	Ownership	24.900	Allianz SE	NO	
							Entrepreneurs Croissance Perenne	FRA	NIA	Allianz Vie S.A.	Ownership	44.879	Allianz SE	NO	
							Eolica Erchie S.r.l.	ITA	NIA	Allianz Renewable Energy Partners Luxembourg IV S.A.	Ownership	100.000	Allianz SE	NO	
							EP Tactical GP LLC	US	NIA	Pacific Investment Management Company LLC	Ownership	100.000	Allianz SE	NO	
							EQT Dynamite Co-Invest (EQT VII)	GBR	NIA	Allianz Leben Private Equity Fonds 2001 GmbH	Ownership	8.854	Allianz SE	NO	
							EQT Dynamite Co-Invest (EQT VII)	GBR	NIA	APKV Private Equity Fonds GmbH	Ownership	1.535	Allianz SE	NO	
							EQT Dynamite Co-Invest (EQT VII)	GBR	NIA	AZ-SGD Private Equity Fonds GmbH	Ownership	1.417	Allianz SE	NO	
							EQT Yellow Maple Co-Investment L.P.	GBR	NIA	Allianz Leben Private Equity Fonds 2001 GmbH	Ownership	7.865	Allianz SE	NO	
							EQT Yellow Maple Co-Investment L.P.	GBR	NIA	AZ-SGD Private Equity Fonds GmbH	Ownership	2.022	Allianz SE	NO	
							EQT Yellow Maple Co-Investment L.P.	GBR	NIA	APKV Private Equity Fonds GmbH	Ownership	1.348	Allianz SE	NO	
							ERES APAC II (GP) S.à r.l.	LUX	NIA	Allianz Fund Investments 2 S.A. (Compartment)	Ownership	32.090	Allianz SE	NO	
							esa EuroShip GmbH & Co. KG Underwriting for Shipping	DEU	NIA	UFS Beteiligungs-GmbH	Ownership	40.000	Allianz SE	NO	

ANNUAL STATEMENT FOR THE YEAR 2021 OF THE The American Insurance Company

SCHEDULE Y

PART 1A - DETAIL OF INSURANCE HOLDING COMPANY SYSTEM

1	2	3	4	5	6	7	8	9	10	11	12	13	14	15	16
Group Code	Group Name	NAIC Company Code	ID Number	Federal RSSD	CIK	Name of Securities Exchange if Publicly Traded (U.S. or International)	Names of Parent, Subsidiaries Or Affiliates	Domi-ciliary Location	Relation-ship to Reporting Entity	Directly Controlled by (Name of Entity/Person)	Type of Control (Ownership, Board, Management, Attorney-in-Fact, Influence, Other)	If Control is Ownership Provide Percentage	Ultimate Controlling Entity(ies)/Person(s)	Is an SCA Filing Re-quired? (Yes/No)	*
							ESR India Logistics Fund Pte. Ltd.	SGP	NIA	Allianz Lebensversicherungs- Aktiengesellschaft	Ownership	31.500	Allianz SE	NO	
							ESR India Logistics Fund Pte. Ltd.	SGP	NIA	SAS Allianz Logistique	Ownership	15.000	Allianz SE	NO	
							ESR India Logistics Fund Pte. Ltd.	SGP	NIA	Allianz Private Krankenversicherungs- Aktiengesellschaft	Ownership	3.500	Allianz SE	NO	
							Etablissements J. Monerger SA	SEN	IA	Allianz Sénégal Assurances SA	Ownership	80.000	Allianz SE	NO	
							Etablissements J. Monerger SA	SEN	IA	Allianz Sénégal Assurances Vie SA	Ownership	20.000	Allianz SE	NO	
							Euler Hermes 39 Ouest	FRA	NIA	Euler Hermes S.A.	Ownership	100.000	Allianz SE	NO	
							Euler Hermes Acmar SA	MAR	IA	Euler Hermes S.A.	Ownership	55.000	Allianz SE	NO	
							Euler Hermes Acmar Services SAPL	MAR	NIA	Euler Hermes Acmar SA	Ownership	100.000	Allianz SE	NO	
							Euler Hermes Aktiengesellschaft	DEU	NIA	Euler Hermes Group SAS	Ownership	100.000	Allianz SE	NO	
							Euler Hermes Asset Management France S.A.	FRA	NIA	Euler Hermes S.A.	Ownership	100.000	Allianz SE	NO	
							Euler Hermes Australia Pty Limited	AUS	NIA	Euler Hermes S.A.	Ownership	100.000	Allianz SE	NO	
							Euler Hermes Collections GmbH	DEU	NIA	Euler Hermes Aktiengesellschaft	Ownership	100.000	Allianz SE	NO	
							Euler Hermes Collections Sp. z o.o.	POL	NIA	Euler Hermes Group SAS	Ownership	100.000	Allianz SE	NO	
							Euler Hermes Consulting (Shanghai) Co. Ltd.	CHN	NIA	Euler Hermes S.A.	Ownership	100.000	Allianz SE	NO	
							Euler Hermes Crédit France S.A.S.	FRA	IA	Euler Hermes S.A.	Ownership	100.000	Allianz SE	NO	
							Euler Hermes Digital Ventures OPCVM	FRA	NIA	Euler Hermes Group SAS	Ownership	100.000	Allianz SE	NO	
							Euler Hermes Emporiki Services Ltd.	GRC	NIA	Euler Hermes S.A.	Ownership	100.000	Allianz SE	NO	
							Euler Hermes Hong Kong Service Limited	CHN	IA	Euler Hermes S.A.	Ownership	100.000	Allianz SE	NO	
							Euler Hermes Intermediary Agency S.r.l.	ITA	NIA	Euler Hermes S.A.	Ownership	100.000	Allianz SE	NO	
							Euler Hermes Japan Services Ltd.	JPN	NIA	Euler Hermes S.A.	Ownership	100.000	Allianz SE	NO	
							Euler Hermes Korea Non-life Broker Company Limited	KOR	NIA	Euler Hermes S.A.	Ownership	100.000	Allianz SE	NO	
							Euler Hermes Luxembourg Holding S.à r.l.	LUX	IA	Euler Hermes S.A.	Ownership	55.216	Allianz SE	NO	
							Euler Hermes Luxembourg Holding S.à r.l.	LUX	IA	Euler Hermes North America Holding Inc.	Ownership	44.784	Allianz SE	NO	
							Euler Hermes Magyar Követeléskezelő Kft.	HUN	NIA	Euler Hermes Group SAS	Ownership	100.000	Allianz SE	NO	
							Euler Hermes New Zealand Limited	NZL	NIA	Euler Hermes S.A.	Ownership	100.000	Allianz SE	NO	
							Euler Hermes Patrimonia SA	BEL	NIA	Euler Hermes S.A.	Ownership	65.000	Allianz SE	NO	
							Euler Hermes Patrimonia SA	BEL	NIA	Euler Hermes Reinsurance AG	Ownership	35.000	Allianz SE	NO	
							Euler Hermes Ré SA	LUX	IA	Euler Hermes Reinsurance AG	Ownership	100.000	Allianz SE	NO	
							Euler Hermes Real Estate SPICAV	FRA	NIA	Euler Hermes S.A.	Ownership	59.565	Allianz SE	NO	
							Euler Hermes Recouvrement France S.A.S.	FRA	IA	Euler Hermes S.A.	Ownership	100.000	Allianz SE	NO	
							Euler Hermes Reinsurance AG	CHE	IA	Allianz Re Dublin dac	Ownership	100.000	Allianz SE	NO	
							Euler Hermes Risk Yönetimi A.S.	TUR	IA	Euler Hermes Sigorta A.S.	Ownership	100.000	Allianz SE	NO	
							Euler Hermes Service AB	SWE	NIA	Euler Hermes S.A.	Ownership	100.000	Allianz SE	NO	
							Euler Hermes Services B.V.	NLD	NIA	Euler Hermes S.A.	Ownership	100.000	Allianz SE	NO	
							Euler Hermes Services Belgium S.A.	BEL	IA	Euler Hermes S.A.	Ownership	100.000	Allianz SE	NO	
							Euler Hermes Services Bulgaria EOOD	BGR	IA	Euler Hermes S.A.	Ownership	100.000	Allianz SE	NO	
							Euler Hermes Services Česká republika s.r.o.	CZE	IA	Euler Hermes S.A.	Ownership	100.000	Allianz SE	NO	
							Euler Hermes Services India Private Limited	IND	NIA	Euler Hermes S.A.	Ownership	100.000	Allianz SE	NO	
							Euler Hermes Services Ireland Limited	IRL	NIA	Euler Hermes S.A.	Ownership	100.000	Allianz SE	NO	
							Euler Hermes Services Italia S.r.l.	ITA	IA	Euler Hermes S.A.	Ownership	100.000	Allianz SE	NO	
							Euler Hermes Services Romania S.R.L.	ROU	NIA	Euler Hermes Group SAS	Ownership	100.000	Allianz SE	NO	
							Euler Hermes Services S.A.S.	FRA	IA	Euler Hermes S.A.	Ownership	100.000	Allianz SE	NO	
							Euler Hermes Services Schweiz AG	CHE	NIA	Euler Hermes S.A.	Ownership	100.000	Allianz SE	NO	
							Euler Hermes Services South Africa Ltd.	ZAF	IA	Euler Hermes Services Italia S.r.l.	Ownership	100.000	Allianz SE	NO	
							Euler Hermes Services Tunisia S.à r.l.	TUN	NIA	Euler Hermes Acmar SA	Ownership	100.000	Allianz SE	NO	
							Euler Hermes Services UK Limited	GBR	NIA	Euler Hermes S.A.	Ownership	100.000	Allianz SE	NO	
							Euler Hermes Sigorta A.S.	TUR	IA	Euler Hermes S.A.	Ownership	100.000	Allianz SE	NO	
							Euler Hermes Singapore Services Pte. Ltd.	SGP	NIA	Euler Hermes S.A.	Ownership	100.000	Allianz SE	NO	
							Euler Hermes South Express S.A.	BEL	NIA	Euler Hermes S.A.	Ownership	51.000	Allianz SE	NO	
							Euler Hermes South Express S.A.	BEL	NIA	Euler Hermes Reinsurance AG	Ownership	49.000	Allianz SE	NO	

97.45

ANNUAL STATEMENT FOR THE YEAR 2021 OF THE The American Insurance Company

SCHEDULE Y

PART 1A - DETAIL OF INSURANCE HOLDING COMPANY SYSTEM

1	2	3	4	5	6	7	8	9	10	11	12	13	14	15	16
Group Code	Group Name	NAIC Company Code	ID Number	Federal RSSD	CIK	Name of Securities Exchange if Publicly Traded (U.S. or International)	Names of Parent, Subsidiaries Or Affiliates	Domiciliary Location	Relationship to Reporting Entity	Directly Controlled by (Name of Entity/Person)	Type of Control (Ownership, Board, Management, Attorney-in-Fact, Influence, Other)	If Control is Ownership Provide Percentage	Ultimate Controlling Entity(ies)/Person(s)	Is an SCA Filing Required? (Yes/No)	*
							Euler Hermes Taiwan Services Limited	TWN	NIA	Euler Hermes S.A.	Ownership	100.000	Allianz SE	NO	
							Euler Hermes, Okurowska-Minkiewicz, Maliszewski - Kancelaria Prawna Sp.k	POL	NIA	Euler Hermes Collections Sp. z o.o.	Ownership	99.980	Allianz SE	NO	
							Eur1 20-22 Rue Le Peletier	FRA	NIA	Allianz IARD S.A.	Ownership	100.000	Allianz SE	NO	
							Euro Core III	DEU	NIA	Allianz Lebensversicherungs-Aktiengesellschaft	Ownership	18.440	Allianz SE	NO	
							Euromarkt Center d.o.o.	SVK	NIA	Allianz Finance VII Luxembourg S.A.	Ownership	50.000	Allianz SE	NO	
							European Outlet Mall Fund FCP-FIS	LUX	NIA	Allianz Lebensversicherungs-Aktiengesellschaft	Ownership	12.605	Allianz SE	NO	
							European Outlet Mall Fund FCP-FIS	LUX	NIA	Allianz Private Krankenversicherungs-Aktiengesellschaft	Ownership	6.840	Allianz SE	NO	
							European Outlet Mall Fund FCP-FIS	LUX	NIA	Allianz Versicherungs-Aktiengesellschaft	Ownership	3.718	Allianz SE	NO	
							European Outlet Mall Fund FCP-FIS	LUX	NIA	Allianz Pensionskasse Aktiengesellschaft	Ownership	2.839	Allianz SE	NO	
							Eurosol Invest S.r.l.	ITA	NIA	Allianz Renewable Energy Partners	Ownership	100.000	Allianz SE	NO	
							Eurozone Logistics Fund S.C.S. SICAV-FIS	LUX	NIA	Luxembourg IV S.A.	Ownership	11.000	Allianz SE	NO	
							Eurozone Logistics Fund S.C.S. SICAV-FIS	LUX	NIA	SCI Allianz Invest Pierre	Ownership	2.300	Allianz SE	NO	
							Evidence Co-Invest LP	CYM	NIA	SCI Allianz Value Pierre	Ownership	14.764	Allianz SE	NO	
							EW Special Opportunities Fund III (EUR) LP	SGP	NIA	Allianz Leben Private Equity Fonds 2001 GmbH	Ownership	38.140	Allianz SE	NO	
							EW Special Opportunities Fund III (EUR) LP	SGP	NIA	AZL-Argos 83	Ownership	5.160	Allianz SE	NO	
							EW Special Opportunities Fund III (EUR) LP	SGP	NIA	Vermögensverwaltungsgesellschaft mbH	Ownership	2.040	Allianz SE	NO	
							EW Special Opportunities Fund III (EUR) LP	SGP	NIA	APK-Argos 84	Ownership	1.800	Allianz SE	NO	
							EW Special Opportunities Fund III (EUR) LP	SGP	NIA	Vermögensverwaltungsgesellschaft mbH	Ownership	1.620	Allianz SE	NO	
							EW Special Opportunities Fund III (EUR) LP	SGP	NIA	APK-Argos 85	Ownership	1.240	Allianz SE	NO	
							EW Special Opportunities Fund III (EUR) LP	SGP	NIA	Vermögensverwaltungsgesellschaft mbH	Ownership	15.303	Allianz SE	NO	
							Exeter Industrial Core Fund III LP	US	NIA	AGCS-Argos 86	Ownership	1.773	Allianz SE	NO	
							Exeter Industrial Core Fund III LP	US	NIA	Vermögensverwaltungsgesellschaft mbH	Ownership	1.639	Allianz SE	NO	
							Exeter Industrial Core Fund III LP	US	NIA	Allianz US Private REIT LP	Ownership	0.985	Allianz SE	NO	
							Exeter Industrial Core Fund III LP	US	NIA	APKV US Private REIT LP	Ownership	100.000	Allianz SE	NO	
							Expander Advisors Sp. z o.o.	POL	NIA	APK US Investment LP	Ownership	17.923	Allianz SE	NO	
							Extra Co-Invest LP	CYM	NIA	AZ Vers US Private REIT LP	Ownership	16.000	Allianz SE	NO	
							EXTREMUS Versicherungs-Aktiengesellschaft	DEU	IA	Allianz Leben Private Equity Fonds 2001 GmbH	Ownership	100.000	Allianz SE	NO	
							Fairmead Distribution Services Limited	GBR	NIA	Allianz Versicherungs-Aktiengesellschaft	Ownership	100.000	Allianz SE	NO	
							Fairmead Insurance Limited	GBR	IA	Fairmead Insurance Limited	Ownership	100.000	Allianz SE	NO	
							Falcon Private Credit Opportunities VI (Luxembourg) SCSp	LUX	NIA	Liverpool Victoria General Insurance Group Limited	Ownership	29.661	Allianz SE	NO	
							Falcon Private Credit Opportunities VI (Luxembourg) SCSp	LUX	NIA	AZL-Argos 83	Ownership	3.918	Allianz SE	NO	
							Falcon Private Credit Opportunities VI (Luxembourg) SCSp	LUX	NIA	Vermögensverwaltungsgesellschaft mbH	Ownership	1.569	Allianz SE	NO	
							Falcon Private Credit Opportunities VI (Luxembourg) SCSp	LUX	NIA	APKV-Argos 84	Ownership	1.387	Allianz SE	NO	
							Falcon Private Credit Opportunities VI (Luxembourg) SCSp	LUX	NIA	Vermögensverwaltungsgesellschaft mbH	Ownership	1.241	Allianz SE	NO	

ANNUAL STATEMENT FOR THE YEAR 2021 OF THE The American Insurance Company

SCHEDULE Y

PART 1A - DETAIL OF INSURANCE HOLDING COMPANY SYSTEM

1	2	3	4	5	6	7	8	9	10	11	12	13	14	15	16
Group Code	Group Name	NAIC Company Code	ID Number	Federal RSSD	CIK	Name of Securities Exchange if Publicly Traded (U.S. or International)	Names of Parent, Subsidiaries Or Affiliates	Domi-ciliary Location	Relation-ship to Reporting Entity	Directly Controlled by (Name of Entity/Person)	Type of Control (Ownership, Board, Management, Attorney-in-Fact, Influence, Other)	If Control is Ownership Provide Percentage	Ultimate Controlling Entity(ies)/Person(s)	Is an SCA Filing Re-quired? (Yes/No)	*
							Falcon Private Credit Opportunities VI (Luxembourg) SCSp	LUX	NIA	AGCS-Argos 86		0.766	Allianz SE	NO	
							Fastighets Ab Unionsgatan 17 Oy	FIN	NIA	Vermögensverwaltungsgesellschaft mbH	Ownership	11.510	Allianz SE	NO	
							FCP Allianz Africa Equity WAEMU	CIV	NIA	Kiinteistöosakeyhtiö Eteläesplanadi 2 Oy	Ownership	50.000	Allianz SE	NO	
							FCP Allianz Africa Equity WAEMU	CIV	NIA	Allianz IARD S.A.	Ownership	25.000	Allianz SE	NO	
							FCP Allianz Africa Equity WAEMU	CIV	NIA	Allianz Cameroun Assurances Vie SA	Ownership	20.000	Allianz SE	NO	
							FCP Allianz Africa Equity WAEMU	CIV	NIA	Allianz Côte d'Ivoire Assurances Vie SA	Ownership	5.000	Allianz SE	NO	
							FCP Helliot	FRA	NIA	Allianz Sénégal Assurances Vie SA	Ownership	99.992	Allianz SE	NO	
							FCP LBPAM IDR	FRA	NIA	Allianz Vie S.A.	Ownership	100.000	Allianz SE	NO	
							FCPI Five Arrows Principal Investments II	FRA	NIA	Allianz Vie S.A.	Ownership	15.077	Allianz SE	NO	
							FCPI InnovAllianz 2	FRA	NIA	Allianz Retraite S.A.	Ownership	100.000	Allianz SE	NO	
							FCPR Perfectis II, SARL	FRA	NIA	Allianz Vie S.A.	Ownership	16.300	Allianz SE	NO	
							FCT CIMU 92	FRA	NIA	Euler Hermes S.A.	Ownership	40.521	Allianz SE	NO	
							FCT CIMU 92	FRA	NIA	Allianz ALD Fonds	Ownership	18.799	Allianz SE	NO	
							FCT CIMU 92	FRA	NIA	Allianz Vie S.A.	Ownership	9.953	Allianz SE	NO	
							FCT CIMU 92	FRA	NIA	Fondo Chiuso Allianz Infrastructure Partners I	Ownership	6.240	Allianz SE	NO	
							FCT CIMU 92	FRA	NIA	Allianz IARD S.A.	Ownership	6.003	Allianz SE	NO	
							FCT CIMU 92	FRA	NIA	Allianz VK RentenDirekt Fonds	Ownership	5.055	Allianz SE	NO	
							FCT CIMU 92	FRA	NIA	Allianz RFG Fonds	Ownership	4.976	Allianz SE	NO	
							FCT CIMU 92	FRA	NIA	Allianz VGI 1 Fonds	Ownership	4.976	Allianz SE	NO	
							FCT CIMU 92	FRA	NIA	Allianz GLRS Fonds	Ownership	1.975	Allianz SE	NO	
							FCT CIMU 92	FRA	NIA	Allianz APAV Fonds	Ownership	1.501	Allianz SE	NO	
							FCT Rocade L2 Marseille	FRA	NIA	Allianz PV-RD Fonds	Ownership	40.502	Allianz SE	NO	
							FCT Rocade L2 Marseille	FRA	NIA	Allianz ALD Fonds	Ownership	25.002	Allianz SE	NO	
							FCT Rocade L2 Marseille	FRA	NIA	Allianz France Favart I	Ownership	10.000	Allianz SE	NO	
							FCT Rocade L2 Marseille	FRA	NIA	Fondo Chiuso Allianz Infrastructure Partners I	Ownership	5.999	Allianz SE	NO	
							FCT Rocade L2 Marseille	FRA	NIA	Allianz VK RentenDirekt Fonds	Ownership	4.999	Allianz SE	NO	
							FCT Rocade L2 Marseille	FRA	NIA	Allianz VGI 1 Fonds	Ownership	4.999	Allianz SE	NO	
							FCT Rocade L2 Marseille	FRA	NIA	Allianz RFG Fonds	Ownership	4.999	Allianz SE	NO	
							FCT Rocade L2 Marseille	FRA	NIA	Allianz GLRS Fonds	Ownership	2.000	Allianz SE	NO	
							FCT Rocade L2 Marseille	FRA	NIA	Allianz APAV Fonds	Ownership	1.500	Allianz SE	NO	
							FDF1 Calisson1947	FRA	NIA	Allianz PV-RD Fonds	Ownership	37.796	Allianz SE	NO	
							Fénix Directo Compañía de Seguros y Reaseguros S.A.	ESP	IA	Allianz Vie S.A.	Ownership	100.000	Allianz SE	NO	
							Ferme Eolienne de Villemur-sur-Tarn S.à r.l.	FRA	IA	Allianz Compañía de Seguros y Reaseguros S.A.	Ownership	100.000	Allianz SE	NO	
							Ferme Eolienne des Jaladeaux S.à r.l.	FRA	NIA	Allianz Renewable Energy Partners Luxembourg II S.A.	Ownership	100.000	Allianz SE	NO	
							FG Dynamique 20-100	FRA	NIA	Allianz Renewable Energy Partners Luxembourg II S.A.	Ownership	49.363	Allianz SE	NO	
							FGT Aggregator LLC	US	NIA	Allianz Vie S.A.	Ownership	45.380	Allianz SE	NO	
							FGT Aggregator LLC	US	NIA	Allianz Leben Private Equity Fonds 2001 GmbH	Ownership	2.974	Allianz SE	NO	
							Financière Callisto SAS	FRA	NIA	Seine GmbH	Ownership	1.646	Allianz SE	NO	
							Finanzen France SAS	FRA	NIA	AZ-SGD Private Equity Fonds GmbH	Ownership	100.000	Allianz SE	NO	
							finanzen.de Maklerservice GmbH	DEU	NIA	Euler Hermes S.A.	Ownership	100.000	Allianz SE	NO	
							finanzen.de Vermittlungsgesellschaft für Verbraucherverträge GmbH	DEU	NIA	finanzen.de Vermittlungsgesellschaft für Verbraucherverträge GmbH	Ownership	100.000	Allianz SE	NO	
							FinOS Technology Holding Pte. Ltd.	SGP	NIA	finanzen.de Vermittlungsgesellschaft für Verbraucherverträge GmbH	Ownership	100.000	Allianz SE	NO	
							FinOS Technology Malaysia Sdn. Bhd.	MYS	NIA	finanzen.de Vermittlungsgesellschaft für Verbraucherverträge GmbH	Ownership	100.000	Allianz SE	NO	

97.47

ANNUAL STATEMENT FOR THE YEAR 2021 OF THE The American Insurance Company

SCHEDULE Y

PART 1A - DETAIL OF INSURANCE HOLDING COMPANY SYSTEM

1	2	3	4	5	6	7	8	9	10	11	12	13	14	15	16
Group Code	Group Name	NAIC Company Code	ID Number	Federal RSSD	CIK	Name of Securities Exchange if Publicly Traded (U.S. or International)	Names of Parent, Subsidiaries Or Affiliates	Domiciliary Location	Relationship to Reporting Entity	Directly Controlled by (Name of Entity/Person)	Type of Control (Ownership, Board, Management, Attorney-in-Fact, Influence, Other)	If Control is Ownership Provide Percentage	Ultimate Controlling Entity(ies)/Person(s)	Is an SCA Filing Required? (Yes/No)	*
							FinOS Technology Vietnam Single-Member Limited Liability Company	.VM	NIA	FinOS Technology Holding Pte. Ltd.	Ownership	100.000	Allianz SE	.NO.	
							Fiumaranuova S.r.l.	.ITA	NIA	Allianz S.p.A.	Ownership	40.000	Allianz SE	.NO.	
							Fiumaranuova S.r.l.	.ITA	NIA	Allianz Direct S.p.A.	Ownership	10.000	Allianz SE	.NO.	
							Floralis	.FRA	NIA	Allianz Vie S.A.	Ownership	99.652	Allianz SE	.NO.	
							Flying Desire Limited	.HKG	NIA	Allianz Fund Investments 2 S.A. (Compartment)	Ownership	100.000	Allianz SE	.NO.	
							Fondo Chiuso Allianz Infrastructure Partners I	.ITA	NIA	Allianz S.p.A.	Ownership	56.000	Allianz SE	.NO.	
							Fondo Chiuso Allianz Infrastructure Partners I	.ITA	NIA	Allianz S.p.A.	Ownership	40.000	Allianz SE	.NO.	
							Fondo Chiuso Allianz Infrastructure Partners I	.ITA	NIA	Allianz Direct S.p.A.	Ownership	4.000	Allianz SE	.NO.	
							Fondo Vesta	.ITA	NIA	Allianz S.p.A.	Ownership	25.506	Allianz SE	.NO.	
							Forebright New Opportunities Fund L.P.	.HKG	NIA	Allianz Leben Private Equity Fonds 2001 GmbH	Ownership	6.995	Allianz SE	.NO.	
							Forebright New Opportunities Fund L.P.	.HKG	NIA	AZ-SGD Private Equity Fonds GmbH	Ownership	1.799	Allianz SE	.NO.	
							Forebright New Opportunities Fund L.P.	.HKG	NIA	Seine GmbH	Ownership	1.499	Allianz SE	.NO.	
							Forebright New Opportunities Fund L.P.	.HKG	NIA	APKV Private Equity Fonds GmbH	Ownership	1.199	Allianz SE	.NO.	
							Foshan Geluo Storage Services Co. Ltd.	.CHN	NIA	Galore Expert Limited	Ownership	100.000	Allianz SE	.NO.	
							Four Oaks Place LP	.US	NIA	Allianz US Private REIT LP	Ownership	41.650	Allianz SE	.NO.	
							Four Oaks Place LP	.US	NIA	APKV US Private REIT LP	Ownership	7.350	Allianz SE	.NO.	
							FPCI Allianz Synergies	.FRA	NIA	Allianz Vie S.A.	Ownership	100.000	Allianz SE	.NO.	
							FPCI APEH Europe VII	.FRA	NIA	Allianz IARD S.A.	Ownership	50.000	Allianz SE	.NO.	
							FPCI APEH Europe VII	.FRA	NIA	Allianz Vie S.A.	Ownership	50.000	Allianz SE	.NO.	
							Fragonard Assurance S.A.	.FRA	IA	AWP France SAS	Ownership	100.000	Allianz SE	.NO.	
							France Investissement Relance 2020	.FRA	NIA	Allianz Vie S.A.	Ownership	50.469	Allianz SE	.NO.	
							France Investissement Relance 2020	.FRA	NIA	Allianz IARD S.A.	Ownership	18.594	Allianz SE	.NO.	
							France Investissement Relance 2020	.FRA	NIA	Allianz Retraite S.A.	Ownership	5.313	Allianz SE	.NO.	
							Franklin S.C.S.	.LUX	NIA	Allianz Lebensversicherungs-Aktiengesellschaft	Ownership	70.000	Allianz SE	.NO.	
							Franklin S.C.S.	.LUX	NIA	Allianz Pensionskasse Aktiengesellschaft	Ownership	14.400	Allianz SE	.NO.	
							Franklin S.C.S.	.LUX	NIA	Allianz Private Krankenversicherungs-Aktiengesellschaft	Ownership	10.000	Allianz SE	.NO.	
							Friederike MLP S.à r.l.	.LUX	NIA	Allianz Lebensversicherungs-Aktiengesellschaft	Ownership	100.000	Allianz SE	.NO.	
							Frontier Energy II Alpha K/S	.DNK	NIA	AZL-Argos 83 Vermögensverwaltungsgesellschaft mbH	Ownership	23.657	Allianz SE	.NO.	
							Frontier Energy II Alpha K/S	.DNK	NIA	APKV-Argos 84 Vermögensverwaltungsgesellschaft mbH	Ownership	4.928	Allianz SE	.NO.	
							G&P Aer Grundstücksentwicklungs GmbH & Co. KG	.DEU	NIA	AZL Four T1 GmbH	Ownership	10.100	Allianz SE	.NO.	
							GA Global Automotive Versicherungsservice GmbH	.DEU	NIA	Allianz Deutschland AG	Ownership	100.000	Allianz SE	.NO.	
							Gaipare Action	.FRA	IA	Allianz Vie S.A.	Ownership	99.928	Allianz SE	.NO.	
							Galore Expert Limited	.HKG	NIA	Allianz Finance IX Luxembourg S.A.	Ownership	100.000	Allianz SE	.NO.	
							Galp Gás Natural Distribuição S.A.	.PRT	NIA	Allianz Infrastructure Luxembourg II S.à r.l.	Ownership	45.509	Allianz SE	.NO.	
							GAP 1 AN Canton	.FRA	IA	Generation Vie S.A.	Ownership	32.974	Allianz SE	.NO.	
							GAP Euros Canton	.FRA	IA	Generation Vie S.A.	Ownership	37.540	Allianz SE	.NO.	
							GAP Réactif Canton A	.FRA	NIA	Generation Vie S.A.	Ownership	64.462	Allianz SE	.NO.	
							Gateway V Co-Investment (Sophia) L.P.	.CYM	NIA	Allianz Fund Investments 2 S.A. (Compartment)	Ownership	19.880	Allianz SE	.NO.	
							GBTC I LP	.SGP	NIA	Allianz Finance IX Luxembourg S.A.	Ownership	50.000	Allianz SE	.NO.	

ANNUAL STATEMENT FOR THE YEAR 2021 OF THE The American Insurance Company

SCHEDULE Y
PART 1A - DETAIL OF INSURANCE HOLDING COMPANY SYSTEM

1	2	3	4	5	6	7	8	9	10	11	12	13	14	15	16
Group Code	Group Name	NAIC Company Code	ID Number	Federal RSSD	CIK	Name of Securities Exchange if Publicly Traded (U.S. or International)	Names of Parent, Subsidiaries Or Affiliates	Domiciliary Location	Relationship to Reporting Entity	Directly Controlled by (Name of Entity/Person)	Type of Control (Ownership, Board, Management, Attorney-in-Fact, Influence, Other)	If Control is Ownership Provide Percentage	Ultimate Controlling Entity(ies)/Person(s)	Is an SCA Filing Required? (Yes/No)	*
							GBTC II LP	SGP	NIA	ARE Funds AZL GmbH	Ownership	45.000	Allianz SE	NO	
							GBTC II LP	SGP	NIA	ARE Funds APKV GmbH	Ownership	5.000	Allianz SE	NO	
							GEM Benelux Fund III Coöperatif B.A.	NLD	NIA	Allianz Leben Private Equity Fonds 2001 GmbH	Ownership	9.601	Allianz SE	NO	
							GEM Benelux Fund III Coöperatif B.A.	NLD	NIA	AZ-SGD Private Equity Fonds GmbH	Ownership	2.469	Allianz SE	NO	
							GEM Benelux Fund III Coöperatif B.A.	NLD	NIA	APKV Private Equity Fonds GmbH	Ownership	1.646	Allianz SE	NO	
							Generation Vie S.A.	FRA	IA	Allianz Vie S.A.	Ownership	28.631	Allianz SE	NO	
							Generation Vie S.A.	FRA	IA	Allianz France S.A.	Ownership	23.869	Allianz SE	NO	
							Gestion de Téléassistance et de Services S.A.	FRA	IA	Allianz Partners S.A.S.	Ownership	99.990	Allianz SE	NO	
							GFCI-Groupement Foncier de CI	CMR	NIA	Allianz Côte d'Ivoire Assurances SA	Ownership	16.764	Allianz SE	NO	
							GIE Euler Hermes Facturation France	FRA	NIA	Euler Hermes S.A.	Ownership	33.333	Allianz SE	NO	
							GIE Euler Hermes Facturation France	FRA	NIA	Euler Hermes Crédit France S.A.S.	Ownership	33.333	Allianz SE	NO	
							GIE Euler Hermes Facturation France	FRA	NIA	Euler Hermes Recouvrement France S.A.S.	Ownership	33.333	Allianz SE	NO	
							GIE Euler Hermes SFAC Services	FRA	NIA	Euler Hermes S.A.	Ownership	100.000	Allianz SE	NO	
							Gilde Equity Management (GEM) Benelux Fund IV C.V.	NLD	NIA	Allianz Leben Private Equity Fonds 2001 GmbH	Ownership	8.687	Allianz SE	NO	
							Gilde Equity Management (GEM) Benelux Fund IV C.V.	NLD	NIA	APKV Private Equity Fonds GmbH	Ownership	1.785	Allianz SE	NO	
							Gilde Equity Management (GEM) Benelux Fund IV C.V.	NLD	NIA	AZ-SGD Private Equity Fonds GmbH	Ownership	1.428	Allianz SE	NO	
							Gilde Equity Management (GEM) Benelux Fund V Coöperatief U.A.	NLD	NIA	Allianz Leben Private Equity Fonds 2001 GmbH	Ownership	10.644	Allianz SE	NO	
							Gilde Equity Management (GEM) Benelux Fund V Coöperatief U.A.	NLD	NIA	APKV Private Equity Fonds GmbH	Ownership	0.597	Allianz SE	NO	
							GL China Opportunities Fund III (Canada) L.P.	CAN	NIA	Allianz Leben Private Equity Fonds 2001 GmbH	Ownership	12.315	Allianz SE	NO	
							GL China Opportunities Fund III (Canada) L.P.	CAN	NIA	APKV Private Equity Fonds GmbH	Ownership	2.024	Allianz SE	NO	
							Glärnisch Institutional Fund	CHE	NIA	Allianz Suisse Lebensversicherungs-Gesellschaft AG	Ownership	100.000	Allianz SE	NO	
							Global Azawaki S.L.	ESP	NIA	Allianz Finance IX Luxembourg S.A.	Ownership	100.000	Allianz SE	NO	
							Global Carena S.L.	ESP	NIA	Global Azawaki S.L.	Ownership	80.000	Allianz SE	NO	
							Global Carena S.L.	ESP	NIA	YAO NEWREP Investments S.A.	Ownership	20.000	Allianz SE	NO	
							Global Real Estate Fund	DEU	NIA	Allianz Lebensversicherungs-Aktiengesellschaft	Ownership	17.240	Allianz SE	NO	
							Global Renewable Power Fund III SCSp	LUX	NIA	AZL-Argos 83 Vermögensverwaltungsgesellschaft mbH	Ownership	11.164	Allianz SE	NO	
							Global Renewable Power Fund III SCSp	LUX	NIA	APKV-Argos 84 Vermögensverwaltungsgesellschaft mbH	Ownership	1.200	Allianz SE	NO	
							Global Stream Limited	HKG	NIA	Allianz Finance VII Luxembourg S.A.	Ownership	16.430	Allianz SE	NO	
							Global Transport & Automotive Insurance Solutions Pty Limited	AUS	IA	Allianz Australia Insurance Limited	Ownership	100.000	Allianz SE	NO	
							Global Weather & Climate Solutions Inc.	US	NIA	atpavc Fund GmbH & Co. KG	Ownership	13.786	Allianz SE	NO	
							Glory Basic Limited	HKG	NIA	Allianz Finance VII Luxembourg S.A.	Ownership	16.430	Allianz SE	NO	
							GLP Japan Development Partners III L.P.	CYM	NIA	Allianz Finance IX Luxembourg S.A.	Ownership	12.000	Allianz SE	NO	
							GLP Japan Income Fund LP	SGP	NIA	ARE Funds AZL GmbH	Ownership	17.840	Allianz SE	NO	
							GLP Japan Income Fund LP	SGP	NIA	ARE Funds APKV GmbH	Ownership	2.665	Allianz SE	NO	
							Gothaer Asigurari Reasigurari S.A.	ROU	IA	Allianz Tiriac Asigurari SA	Ownership	99.999	Allianz SE	NO	
							GPE VIII CCC Co-Investment (Delaware) L.P.	US	NIA	Allianz Leben Private Equity Fonds 2001 GmbH	Ownership	11.924	Allianz SE	NO	
							GPE VIII CCC Co-Investment (Delaware) L.P.	US	NIA	APKV Private Equity Fonds GmbH	Ownership	2.450	Allianz SE	NO	
							GPE VIII CCC Co-Investment (Delaware) L.P.	US	NIA	AZ-SGD Private Equity Fonds GmbH	Ownership	1.960	Allianz SE	NO	

ANNUAL STATEMENT FOR THE YEAR 2021 OF THE The American Insurance Company

SCHEDULE Y

PART 1A - DETAIL OF INSURANCE HOLDING COMPANY SYSTEM

1	2	3	4	5	6	7	8	9	10	11	12	13	14	15	16
Group Code	Group Name	NAIC Company Code	ID Number	Federal RSSD	CIK	Name of Securities Exchange if Publicly Traded (U.S. or International)	Names of Parent, Subsidiaries Or Affiliates	Domi-ciliary Location	Relation-ship to Reporting Entity	Directly Controlled by (Name of Entity/Person)	Type of Control (Ownership, Board, Management, Attorney-in-Fact, Influence, Other)	If Control is Ownership Provide Percentage	Ultimate Controlling Entity(ies)/Person(s)	Is an SCA Filing Re-quired? (Yes/No)	*
							Grady Energy Holdings LLC	US	NIA	Allianz Renewable Energy Partners of America 2 LLC	Ownership	25.800	Allianz SE	NO	
							Gramercy Capital Solutions Fund II L.P.	US	NIA	AZL-Argos 83 Vermögensverwaltungsgesellschaft mbH	Ownership	42.282	Allianz SE	NO	
							Gramercy Capital Solutions Fund II L.P.	US	NIA	APKV-Argos 84 Vermögensverwaltungsgesellschaft mbH	Ownership	3.982	Allianz SE	NO	
							Gramercy Capital Solutions Fund II L.P.	US	NIA	AZV-Argos 87 Vermögensverwaltungsgesellschaft mbH	Ownership	1.504	Allianz SE	NO	
							Gramercy Capital Solutions Fund II L.P.	US	NIA	AGCS-Argos 86 Vermögensverwaltungsgesellschaft mbH	Ownership	1.470	Allianz SE	NO	
							Gramercy Capital Solutions Fund II L.P.	US	NIA	AZV-Argos 82 Vermögensverwaltungsgesellschaft mbH	Ownership	0.752	Allianz SE	NO	
							Great Lake Funding I LP	US	NIA	Allianz Life Insurance Company of North America	Ownership	100.000	Allianz SE	NO	
							Great Western Wind Energy LLC	US	NIA	Allianz Renewable Energy Partners of America LLC	Ownership	34.460	Allianz SE	NO	
							Growth Fund VCLP GF 3 L.P.	AUS	NIA	Allianz Leben Private Equity Fonds 2001 GmbH	Ownership	6.844	Allianz SE	NO	
							Growth Fund VCLP GF 3 L.P.	AUS	NIA	AZ-SGD Private Equity Fonds GmbH	Ownership	1.760	Allianz SE	NO	
							Growth Fund VCLP GF 3 L.P.	AUS	NIA	Seine GmbH	Ownership	1.528	Allianz SE	NO	
							Growth Fund VCLP GF 3 L.P.	AUS	NIA	APKV Private Equity Fonds GmbH	Ownership	1.173	Allianz SE	NO	
							Grundstücks-gesellschaft Schlossplatz 1 mbH & Co. KG	DEU	NIA	Allianz Versicherungs-Aktiengesellschaft	Ownership	18.367	Allianz SE	NO	
							Grupo Multiasistencia S.A.	ESP	NIA	Servicios Compartidos Multiasistencia S.L.	Ownership	100.000	Allianz SE	NO	
							GSO COF III Co-Investment Feeder Fund LP	CYM	NIA	AZL-Argos 83 Vermögensverwaltungsgesellschaft mbH	Ownership	11.139	Allianz SE	NO	
							GSO COF III Co-Investment Feeder Fund LP	CYM	NIA	APKV-Argos 84 Vermögensverwaltungsgesellschaft mbH	Ownership	2.387	Allianz SE	NO	
							GSO COF III Co-Investment Feeder Fund LP	CYM	NIA	AZV-Argos 82 Vermögensverwaltungsgesellschaft mbH	Ownership	1.591	Allianz SE	NO	
							GSO COF III Co-Investment Feeder Fund LP	CYM	NIA	AZV-Argos 87 Vermögensverwaltungsgesellschaft mbH	Ownership	0.951	Allianz SE	NO	
							GSO COF III Co-Investment Feeder Fund LP	CYM	NIA	APK-Argos 85 Vermögensverwaltungsgesellschaft mbH	Ownership	0.796	Allianz SE	NO	
							GSO European Senior Debt Fund II EEA Feeder SCSp	LUX	NIA	AZL-Argos 83 Vermögensverwaltungsgesellschaft mbH	Ownership	21.680	Allianz SE	NO	
							GSO European Senior Debt Fund II EEA Feeder SCSp	LUX	NIA	APKV-Argos 84 Vermögensverwaltungsgesellschaft mbH	Ownership	2.870	Allianz SE	NO	
							GSO European Senior Debt Fund II EEA Feeder SCSp	LUX	NIA	APK-Argos 85 Vermögensverwaltungsgesellschaft mbH	Ownership	1.155	Allianz SE	NO	
							GSO European Senior Debt Fund II EEA Feeder SCSp	LUX	NIA	AZV-Argos 87 Vermögensverwaltungsgesellschaft mbH	Ownership	1.020	Allianz SE	NO	
							GSO European Senior Debt Fund II EEA Feeder SCSp	LUX	NIA	AZV-Argos 82 Vermögensverwaltungsgesellschaft mbH	Ownership	0.910	Allianz SE	NO	
							GSO European Senior Debt Fund II EEA Feeder SCSp	LUX	NIA	AGCS-Argos 86 Vermögensverwaltungsgesellschaft mbH	Ownership	0.565	Allianz SE	NO	
							GT Motive Einsa Unipessoal Lda.	PRT	NIA	GT Motive S.L.	Ownership	100.000	Allianz SE	NO	
							GT Motive GmbH	CHE	NIA	GT Motive S.L.	Ownership	100.000	Allianz SE	NO	
							GT Motive Limited	GBR	NIA	GT Motive S.L.	Ownership	100.000	Allianz SE	NO	
							GT Motive S.L.	ESP	NIA	Allianz Strategic Investments S.à r.l.	Ownership	86.000	Allianz SE	NO	
							GT Motive SASU	FRA	NIA	GT Motive S.L.	Ownership	100.000	Allianz SE	NO	
							Harro Development Praha s.r.o.	CZE	NIA	Allianz Finance IX Luxembourg S.A.	Ownership	54.000	Allianz SE	NO	
							Harro Development Praha s.r.o.	CZE	NIA	YAO NEWIREP Investments S.A.	Ownership	36.000	Allianz SE	NO	

ANNUAL STATEMENT FOR THE YEAR 2021 OF THE The American Insurance Company

SCHEDULE Y

PART 1A - DETAIL OF INSURANCE HOLDING COMPANY SYSTEM

1	2	3	4	5	6	7	8	9	10	11	12	13	14	15	16
Group Code	Group Name	NAIC Company Code	ID Number	Federal RSSD	CIK	Name of Securities Exchange if Publicly Traded (U.S. or International)	Names of Parent, Subsidiaries Or Affiliates	Domiciliary Location	Relationship to Reporting Entity	Directly Controlled by (Name of Entity/Person)	Type of Control (Ownership, Board, Management, Attorney-in-Fact, Influence, Other)	If Control is Ownership Provide Percentage	Ultimate Controlling Entity(ies)/Person(s)	Is an SCA Filing Required? (Yes/No)	*
							Harro Development Praha s.r.o.	CZE	NIA	Allianz pojistovna a.s.	Ownership	10.000	Allianz SE	NO	
							Havelaar & van Stolk B.V.	NLD	NIA	Allianz Nederland Groep N.V.	Ownership	100.000	Allianz SE	NO	
							HeavenHR GmbH	DEU	NIA	Allianz Strategic Investments S.à r.l.	Ownership	16.640	Allianz SE	NO	
							Helios SOC Sp. z o.o.	POL	NIA	Allianz Finance VII Luxembourg S.A.	Ownership	45.000	Allianz SE	NO	
							Helviass Verzekeringen B.V.	NLD	NIA	Allianz Nederland Groep N.V.	Ownership	100.000	Allianz SE	NO	
							HEVF SCSp	LUX	NIA	Allianz Fund Investments 2 S.A. (Compartment)	Ownership	13.870	Allianz SE	NO	
							Hg Angel (A) Co-Invest L.P.	GGY	NIA	Allianz Leben Private Equity Fonds 2001 GmbH	Ownership	98.087	Allianz SE	NO	
							Hg Angel (A) Co-Invest L.P.	GGY	NIA	AZ-SGD Private Equity Fonds GmbH	Ownership	1.913	Allianz SE	NO	
							Hg Athena Co-Invest L.P.	GGY	NIA	Allianz Leben Private Equity Fonds 2001 GmbH	Ownership	14.738	Allianz SE	NO	
							Hg Secular Co-Invest LP	GBR	NIA	Allianz Leben Private Equity Fonds 2001 GmbH	Ownership	16.595	Allianz SE	NO	
							Hg Vivaldi Co-Invest L.P.	GGY	NIA	Allianz Leben Private Equity Fonds 2001 GmbH	Ownership	17.209	Allianz SE	NO	
							HgCapital 7 - Edge Co-Invest LP	GBR	NIA	Allianz Leben Private Equity Fonds 2001 GmbH	Ownership	15.308	Allianz SE	NO	
							HgCapital 7 - Edge Co-Invest LP	GBR	NIA	AZ-SGD Private Equity Fonds GmbH	Ownership	3.936	Allianz SE	NO	
							HgCapital 7 - Edge Co-Invest LP	GBR	NIA	APKV Private Equity Fonds GmbH	Ownership	2.624	Allianz SE	NO	
							HgCapital Stingray Co-Invest L.P.	GBR	NIA	Allianz Leben Private Equity Fonds 2001 GmbH	Ownership	10.369	Allianz SE	NO	
							HgCapital Stingray Co-Invest L.P.	GBR	NIA	AZ-SGD Private Equity Fonds GmbH	Ownership	2.666	Allianz SE	NO	
							HgCapital Stingray Co-Invest L.P.	GBR	NIA	APKV Private Equity Fonds GmbH	Ownership	1.777	Allianz SE	NO	
							Highway Insurance Company Limited	GBR	IA	Highway Insurance Group Limited	Ownership	100.000	Allianz SE	NO	
							Highway Insurance Group Limited	GBR	NIA	Liverpool Victoria Insurance Company Limited	Ownership	100.000	Allianz SE	NO	
							Home & Legacy Insurance Services Limited	GBR	NIA	Allianz Holdings plc	Ownership	100.000	Allianz SE	NO	
							Hometree Marketplace Limited	GBR	NIA	atpacvc Fund GmbH & Co. KG	Ownership	11.278	Allianz SE	NO	
							HPS Core Senior Lending Co-Invest L.P.	CYM	NIA	AZL-Argos 73	Ownership	81.909	Allianz SE	NO	
							HPS Core Senior Lending Co-Invest L.P.	CYM	NIA	Vermögensverwaltungsgesellschaft mbH	Ownership	10.295	Allianz SE	NO	
							HPS Core Senior Lending Co-Invest L.P.	CYM	NIA	APKV-Argos 74	Ownership	3.698	Allianz SE	NO	
							HPS Core Senior Lending Co-Invest L.P.	CYM	NIA	Vermögensverwaltungsgesellschaft mbH	Ownership	2.399	Allianz SE	NO	
							HPS Core Senior Lending Co-Invest L.P.	CYM	NIA	AZV-Argos 77	Ownership	1.699	Allianz SE	NO	
							HPS Core Senior Lending Co-Invest L.P.	CYM	NIA	Vermögensverwaltungsgesellschaft mbH	Ownership	75.595	Allianz SE	NO	
							HPS Core Senior Lending Co-Invest L.P.	CYM	NIA	APK-Argos 75	Ownership	9.747	Allianz SE	NO	
							HPS Offshore Mezzanine Partners 2019 Co-Invest L.P.	CYM	NIA	Vermögensverwaltungsgesellschaft mbH	Ownership	3.943	Allianz SE	NO	
							HPS Offshore Mezzanine Partners 2019 Co-Invest L.P.	CYM	NIA	AZV-Argos 72	Ownership	3.943	Allianz SE	NO	
							HPS Offshore Mezzanine Partners 2019 Co-Invest L.P.	CYM	NIA	Vermögensverwaltungsgesellschaft mbH	Ownership	2.604	Allianz SE	NO	
							HPS Offshore Mezzanine Partners 2019 Co-Invest L.P.	CYM	NIA	APK-Argos 83	Ownership	8.263	Allianz SE	NO	
							HPS Offshore Mezzanine Partners 2019 Co-Invest L.P.	CYM	NIA	Vermögensverwaltungsgesellschaft mbH	Ownership	1.096	Allianz SE	NO	
							HPS Offshore Mezzanine Partners 2019 Co-Invest L.P.	CYM	NIA	APKV-Argos 84	Ownership		Allianz SE	NO	
							HPS Offshore Mezzanine Partners 2019 Co-Invest L.P.	CYM	NIA	Vermögensverwaltungsgesellschaft mbH	Ownership		Allianz SE	NO	

97.51

ANNUAL STATEMENT FOR THE YEAR 2021 OF THE The American Insurance Company

SCHEDULE Y

PART 1A - DETAIL OF INSURANCE HOLDING COMPANY SYSTEM

1	2	3	4	5	6	7	8	9	10	11	12	13	14	15	16
Group Code	Group Name	NAIC Company Code	ID Number	Federal RSSD	CIK	Name of Securities Exchange if Publicly Traded (U.S. or International)	Names of Parent, Subsidiaries Or Affiliates	Domi-ciliary Location	Relation-ship to Reporting Entity	Directly Controlled by (Name of Entity/Person)	Type of Control (Ownership, Board, Management, Attorney-in-Fact, Influence, Other)	If Control is Ownership Provide Percentage	Ultimate Controlling Entity(ies)/Person(s)	Is an SCA Filing Re-quired? (Yes/No)	*
							HPS Specialty Loan Fund V L.P.	.CYM	.NIA	AZL-Argos 73 Vermögensverwaltungsgesellschaft mbH	Ownership	28.622	Allianz SE	.NO.	
							HPS Specialty Loan Fund V L.P.	.CYM	.NIA	APKV-Argos 74 Vermögensverwaltungsgesellschaft mbH	Ownership	3.102	Allianz SE	.NO.	
							HPS Specialty Loan Fund V L.P.	.CYM	.NIA	APK-Argos 75 Vermögensverwaltungsgesellschaft mbH	Ownership	1.305	Allianz SE	.NO.	
							HPS Specialty Loan Fund V L.P.	.CYM	.NIA	AZV-Argos 72 Vermögensverwaltungsgesellschaft mbH	Ownership	0.868	Allianz SE	.NO.	
							HPS Specialty Loan Fund V L.P.	.CYM	.NIA	AZV-Argos 77 Vermögensverwaltungsgesellschaft mbH	Ownership	0.689	Allianz SE	.NO.	
							HUB Platform Technology Partners Ltd.	.GBR	.NIA	Pacific Investment Management Company LLC	Ownership	28.570	Allianz SE	.NO.	
							Hudson One Ferry JV L.P.	.US	.NIA	Allianz US Private REIT LP	Ownership	45.000	Allianz SE	.NO.	
							Humble Bright Limited	.HKG	.NIA	Flying Desire Limited	Ownership	100.000	Allianz SE	.NO.	
							Hunt Capital Partners Tax Credit Fund 20 LP	.US	.NIA	Allianz Life Insurance Company of North America	Ownership	17.200	Allianz SE	.NO.	
							Hunt Capital Partners Tax Credit Fund 41 LP	.US	.NIA	Allianz Life Insurance Company of North America	Ownership	23.000	Allianz SE	.NO.	
							Hunter Premium Funding Ltd.	.AUS	.NIA	Allianz Australia Insurance Limited	Ownership	100.000	Allianz SE	.NO.	
							Huruma Fund S.C.A. SICAR-EUSEF	.LUX	.NIA	AZL-Argos 89 Vermögensverwaltungsgesellschaft mbH	Ownership	18.000	Allianz SE	.NO.	
							Huruma Fund S.C.A. SICAR-EUSEF	.LUX	.NIA	APKV-Argos 84 Vermögensverwaltungsgesellschaft mbH	Ownership	2.000	Allianz SE	.NO.	
							Hwang Affin Income Fund 5	.MYS	.NIA	Allianz General Insurance Company (Malaysia) Berhad	Ownership	96.473	Allianz SE	.NO.	
							Hwang Affin Income Fund 5	.MYS	.NIA	Allianz Life Insurance Malaysia Berhad	Ownership	3.527	Allianz SE	.NO.	
							Hydrolix Inc.	.US	.NIA	atpacvc Fund GmbH & Co. KG	Ownership	15.579	Allianz SE	.NO.	
							I Squared Transportation Europe L.P.	.CYM	.NIA	Allianz Leben Infrastrukturfonds GmbH	Ownership	15.078	Allianz SE	.NO.	
							I Squared Transportation Europe L.P.	.CYM	.NIA	APKV Infrastrukturfonds GmbH	Ownership	1.848	Allianz SE	.NO.	
							I Squared Transportation Europe L.P.	.CYM	.NIA	AZ-SGD Infrastrukturfonds GmbH	Ownership	1.595	Allianz SE	.NO.	
							I Squared Transportation Europe L.P.	.CYM	.NIA	AGCS Infrastrukturfonds GmbH	Ownership	0.934	Allianz SE	.NO.	
							Icawood SAS	.FRA	.NIA	Allianz Finance IX Luxembourg S.A.	Ownership	11.410	Allianz SE	.NO.	
							Icawood SAS	.FRA	.NIA	SAS Allianz Logistique	Ownership	5.370	Allianz SE	.NO.	
							ICON Immobilien GmbH & Co. KG	.AUT	.NIA	Valderrama S.A.	Ownership	94.900	Allianz SE	.NO.	
							ICON Immobilien GmbH & Co. KG	.AUT	.NIA	ICON Inter GmbH & Co. KG	Ownership	5.100	Allianz SE	.NO.	
							ICON Inter GmbH & Co. KG	.AUT	.NIA	Valderrama S.A.	Ownership	100.000	Allianz SE	.NO.	
							IconicFinance GmbH	.DEU	.NIA	Allianz SE	Ownership	100.000	Allianz SE	.NO.	
							IDInvest Dette Privée	.FRA	.NIA	Generation Vie S.A.	Ownership	93.777	Allianz SE	.NO.	
							IDInvest Private Value Europe 3	.FRA	.NIA	Allianz Vie S.A.	Ownership	29.796	Allianz SE	.NO.	
							IDInvest Private Value Europe 3	.FRA	.NIA	Allianz Benelux S.A.	Ownership	2.759	Allianz SE	.NO.	
							IDS GmbH - Analysis and Reporting Services	.DEU	.NIA	Allianz SE	Ownership	100.000	Allianz SE	.NO.	
							IEELV Az SecCo S.à r.l.	.LUX	.NIA	Allianz Lebensversicherungs-Aktiengesellschaft	Ownership	100.000	Allianz SE	.NO.	
							IEELV GP S.à r.l.	.LUX	.NIA	Allianz Global Investors GmbH	Ownership	100.000	Allianz SE	.NO.	
							Immovalor Gestion S.A.	.FRA	.NIA	Allianz France S.A.	Ownership	99.981	Allianz SE	.NO.	
							ImWind PDV GmbH & Co. KG	.AUT	.NIA	Windpark PDV GmbH	Ownership	100.000	Allianz SE	.NO.	
							ImWind PL GmbH & Co. KG	.AUT	.NIA	Windpark PL GmbH	Ownership	100.000	Allianz SE	.NO.	
							India Life Sciences Fund II LLC	.MUS	.NIA	Allianz Leben Private Equity Fonds 2001 GmbH	Ownership	11.187	Allianz SE	.NO.	
							India Life Sciences Fund II LLC	.MUS	.NIA	Seine GmbH	Ownership	2.881	Allianz SE	.NO.	
							India Life Sciences Fund II LLC	.MUS	.NIA	AZ-SGD Private Equity Fonds GmbH	Ownership	2.877	Allianz SE	.NO.	
							India Life Sciences Fund II LLC	.MUS	.NIA	APKV Private Equity Fonds GmbH	Ownership	1.918	Allianz SE	.NO.	
							India Life Sciences Fund III LLC	.MUS	.NIA	Allianz Leben Private Equity Fonds 2001 GmbH	Ownership	12.510	Allianz SE	.NO.	
							India Life Sciences Fund III LLC	.MUS	.NIA	APKV Private Equity Fonds GmbH	Ownership	2.570	Allianz SE	.NO.	

ANNUAL STATEMENT FOR THE YEAR 2021 OF THE The American Insurance Company

SCHEDULE Y

PART 1A - DETAIL OF INSURANCE HOLDING COMPANY SYSTEM

1	2	3	4	5	6	7	8	9	10	11	12	13	14	15	16
Group Code	Group Name	NAIC Company Code	ID Number	Federal RSSD	CIK	Name of Securities Exchange if Publicly Traded (U.S. or International)	Names of Parent, Subsidiaries Or Affiliates	Domi-ciliary Location	Relation-ship to Reporting Entity	Directly Controlled by (Name of Entity/Person)	Type of Control (Ownership, Board, Management, Attorney-in-Fact, Influence, Other)	If Control is Ownership Provide Percentage	Ultimate Controlling Entity(ies)/Person(s)	Is an SCA Filing Re-quired? (Yes/No)	*
							India Life Sciences Fund III LLC	MUS	NIA	AZ-SGD Private Equity Fonds GmbH	Ownership	1.919	Allianz SE	NO	
							India Life Sciences Fund III LLC	MUS	NIA	Seine GmbH	Ownership	1.500	Allianz SE	NO	
							IndInfravit Trust	IND	NIA	Allianz Infrastructure Luxembourg II S.à r.l.	Ownership	22.656	Allianz SE	NO	
							Inflexion 2012 Co-Investment Fund, L.P.	GBR	NIA	Allianz Leben Private Equity Fonds 2001 GmbH	Ownership	8.313	Allianz SE	NO	
							Inflexion 2012 Co-Investment Fund, L.P.	GBR	NIA	APKV Private Equity Fonds GmbH	Ownership	1.188	Allianz SE	NO	
							Inflexion 2012 Co-Investment Fund, L.P.	GBR	NIA	AZ-SGD Private Equity Fonds GmbH	Ownership	0.500	Allianz SE	NO	
							Infrastruktur Putlitz Ost GmbH & Co. KG	DEU	NIA	Windpark Freyenstein-Halenbeck GmbH & Co. KG	Ownership	70.830	Allianz SE	NO	
							InnoSolutas GmbH	DEU	NIA	Allianz Versicherungs-Aktiengesellschaft	Ownership	25.000	Allianz SE	NO	
							InnovAllianz	FRA	NIA	Allianz IARD S.A.	Ownership	99.625	Allianz SE	NO	
							Instamotion Retail GmbH	DEU	NIA	Lola Vermögensverwaltungsgesellschaft mbH & Co. KG	Ownership	12.146	Allianz SE	NO	
							Insurance CJSC Medexpress	RUS	IA	JSC Insurance Company Allianz	Ownership	58.378	Allianz SE	NO	
							Insurance CJSC Medexpress	RUS	IA	Allianz Life Insurance Company Ltd.	Ownership	41.622	Allianz SE	NO	
							Intermediass S.r.l.	ITA	NIA	Allianz S.p.A.	Ownership	100.000	Allianz SE	NO	
							Inventus Capital Partners Fund II Ltd.	MUS	NIA	Allianz Leben Private Equity Fonds 2001 GmbH	Ownership	15.395	Allianz SE	NO	
							Inventus Capital Partners Fund II Ltd.	MUS	NIA	AZ-SGD Private Equity Fonds GmbH	Ownership	3.379	Allianz SE	NO	
							Invesco European Hotel Real Estate Fund	LUX	NIA	Allianz Lebensversicherungs-Aktiengesellschaft	Ownership	8.568	Allianz SE	NO	
							Invesco European Hotel Real Estate Fund	LUX	NIA	Allianz Versicherungs-Aktiengesellschaft	Ownership	5.712	Allianz SE	NO	
							Invesco European Hotel Real Estate Fund	LUX	NIA	Allianz Pensionskasse Aktiengesellschaft	Ownership	2.856	Allianz SE	NO	
							Investitori Logistic Fund	ITA	NIA	Vanilla Capital Markets S.A.	Ownership	77.500	Allianz SE	NO	
							Investitori Logistic Fund	ITA	NIA	YAO NEWREP Investments S.A.	Ownership	15.000	Allianz SE	NO	
							Investitori Logistic Fund	ITA	NIA	Allianz S.p.A.	Ownership	7.500	Allianz SE	NO	
							Investitori Real Estate Fund	ITA	NIA	Allianz S.p.A.	Ownership	94.079	Allianz SE	NO	
							Investitori Real Estate Fund	ITA	NIA	Allianz Direct S.p.A.	Ownership	5.921	Allianz SE	NO	
							Investitori SGR S.p.A.	ITA	NIA	Allianz S.p.A.	Ownership	100.000	Allianz SE	NO	
							IPUT plc	IRL	NIA	Allianz Lebensversicherungs-Aktiengesellschaft	Ownership	15.760	Allianz SE	NO	
							IPUT plc	IRL	NIA	SCI Via Pierre 1	Ownership	2.036	Allianz SE	NO	
							IPUT plc	IRL	NIA	Allianz Pensionskasse Aktiengesellschaft	Ownership	1.288	Allianz SE	NO	
							IPUT plc	IRL	NIA	Allianz Private Krankenversicherungs-Aktiengesellschaft	Ownership	0.653	Allianz SE	NO	
							Ishtar	FRA	NIA	Allianz Vie S.A.	Ownership	23.336	Allianz SE	NO	
							ISQ Apollo Co-Invest Fund III L.P.	CYM	NIA	Allianz Leben Infrastrukturfonds GmbH	Ownership	13.958	Allianz SE	NO	
							ISQ Apollo Co-Invest Fund III L.P.	CYM	NIA	APKV Infrastrukturfonds GmbH	Ownership	1.396	Allianz SE	NO	
							Israel Credit Insurance Company Ltd.	ISR	NIA	Euler Hermes S.A.	Ownership	50.000	Allianz SE	NO	
							Italian Shopping Centre Investment S.r.l.	ITA	NIA	Allianz Lebensversicherungs-Aktiengesellschaft	Ownership	50.000	Allianz SE	NO	
							Italo - Nuovo Trasporto Viaggiatori S.p.A.	ITA	NIA	Allianz Infrastructure Luxembourg II S.à r.l.	Ownership	10.000	Allianz SE	NO	
							Järvsö Sörby Vindkraft AB	SWI	NIA	Allianz Renewable Energy Partners	Ownership	100.000	Allianz SE	NO	
							JCR Intertrade Co. Ltd.	THA	NIA	Luxembourg IV S.A.	Ownership	39.980	Allianz SE	NO	
							Jiuding Capital I - FV	CYM	NIA	Allianz Leben Private Equity Fonds 2001 GmbH	Ownership	10.088	Allianz SE	NO	
							Jiuding Capital I - FV	CYM	NIA	APKV Private Equity Fonds GmbH	Ownership	1.441	Allianz SE	NO	
							Jiuding Capital I - FV	CYM	NIA	AZ-SGD Private Equity Fonds GmbH	Ownership	0.607	Allianz SE	NO	
							Joukhaisselän Tuulipuisto Oy	FIN	NIA	Allianz Renewable Energy Partners Luxembourg VI S.A.	Ownership	100.000	Allianz SE	NO	

ANNUAL STATEMENT FOR THE YEAR 2021 OF THE The American Insurance Company

SCHEDULE Y

PART 1A - DETAIL OF INSURANCE HOLDING COMPANY SYSTEM

1	2	3	4	5	6	7	8	9	10	11	12	13	14	15	16
Group Code	Group Name	NAIC Company Code	ID Number	Federal RSSD	CIK	Name of Securities Exchange if Publicly Traded (U.S. or International)	Names of Parent, Subsidiaries Or Affiliates	Domi-ciliary Location	Relation-ship to Reporting Entity	Directly Controlled by (Name of Entity/Person)	Type of Control (Ownership, Board, Management, Attorney-in-Fact, Influence, Other)	If Control is Ownership Provide Percentage	Ultimate Controlling Entity(ies)/Person(s)	Is an SCA Filing Re-quired? (Yes/No)	*
							Jouttikallio Wind Oy	.FIN	NIA	Allianz Renewable Energy Partners Luxembourg IV S.A.	Ownership	100.000	Allianz SE	NO	
							Joy Golden Limited	.HKG	NIA	Allianz Finance IX Luxembourg S.A.	Ownership	25.000	Allianz SE	NO	
							JSC Insurance Company Allianz	.RUS	IA	Allianz Holding eins GmbH	Ownership	99.999	Allianz SE	NO	
							Jubilee Allianz General Insurance (K) Limited	.KEN	IA	Allianz Africa Holding GmbH	Ownership	66.000	Allianz SE	NO	
							Jumble Succeed Limited	.HKG	NIA	Allianz Finance VII Luxembourg S.A.	Ownership	16.430	Allianz SE	NO	
							Jungle Ventures IV LP	.CYM	NIA	Allianz Leben Private Equity Fonds 2001 GmbH	Ownership	12.065	Allianz SE	NO	
							Jungle Ventures IV LP	.CYM	NIA	APKV Private Equity Fonds GmbH	Ownership	0.687	Allianz SE	NO	
							KAIGO Hi-Tech Development (Beijing) Co. Ltd.	.CHN	NIA	Cova Beijing Zpark Investment Pte. Ltd.	Ownership	100.000	Allianz SE	NO	
							KaiLong Greater China Real Estate Fund II S.C.Sp.	.LUX	NIA	Allianz Finance VII Luxembourg S.A.	Ownership	100.000	Allianz SE	NO	
							Kaiser X Labs GmbH	.DEU	NIA	Allianz Deutschland AG	Ownership	100.000	Allianz SE	NO	
							Kelly Creek Holdco LLC	.US	NIA	Allianz Renewable Energy Partners of America LLC	Ownership	53.900	Allianz SE	NO	
							Kensington Fund	.ITA	NIA	Vanilla Capital Markets S.A.	Ownership	100.000	Allianz SE	NO	
							Keppel Data Centre Fund II LP	.SGP	NIA	ARE Funds AZL GmbH	Ownership	7.210	Allianz SE	NO	
							Keppel Data Centre Fund II LP	.SGP	NIA	SAS Allianz Logistique	Ownership	2.470	Allianz SE	NO	
							Keppel Data Centre Fund II LP	.SGP	NIA	ARE Funds APKV GmbH	Ownership	0.800	Allianz SE	NO	
							Keyeast Pte. Ltd.	.SGP	NIA	Humble Bright Limited	Ownership	100.000	Allianz SE	NO	
							Kiinteistöosakeyhtiö Eteläesplanadi 2 Oy	.FIN	NIA	Allianz Lebensversicherungs-Aktiengesellschaft	Ownership	100.000	Allianz SE	NO	
							KKR Diversified Core Infrastructure Fund (B) SCSp	.LUX	NIA	AZL-Argos 83	Ownership	17.333	Allianz SE	NO	
							KKR Diversified Core Infrastructure Fund (B) SCSp	.LUX	NIA	Vermögensverwaltungsgesellschaft mbH	Ownership	8.000	Allianz SE	NO	
							KKR Diversified Core Infrastructure Fund (B) SCSp	.LUX	NIA	APK-Argos 95	Ownership	3.333	Allianz SE	NO	
							KKR Diversified Core Infrastructure Fund (B) SCSp	.LUX	NIA	Vermögensverwaltungsgesellschaft mbH	Ownership	3.333	Allianz SE	NO	
							KLGCREF II Holdco Pte. Ltd.	.SGP	NIA	APKV-Argos 84	Ownership	100.000	Allianz SE	NO	
							Kohlenberg & Ruppert Premium Properties S.à r.l.	.LUX	NIA	KaiLong Greater China Real Estate Fund II S.C.Sp.	Ownership	60.700	Allianz SE	NO	
							Kohlenberg & Ruppert Premium Properties S.à r.l.	.LUX	NIA	Allianz Finance VII Luxembourg S.A.	Ownership	39.300	Allianz SE	NO	
							Kotak Performing RE Credit Strategy Fund	.IND	NIA	YAO NEWREP Investments S.A.	Ownership	35.870	Allianz SE	NO	
							Kotak Performing RE Credit Strategy Fund	.IND	NIA	AZL-Argos 83	Ownership	3.986	Allianz SE	NO	
							Kroknet S.à r.l.	.FRA	NIA	Vermögensverwaltungsgesellschaft mbH	Ownership	100.000	Allianz SE	NO	
							Kuolavaara-Keulakkopään Tuulipuisto Oy	.FIN	NIA	Berkley Investments S.A.	Ownership	100.000	Allianz SE	NO	
							KVM ServicePlus - Kunden- und Vertriebsmanagement GmbH	.DEU	NIA	Allianz Renewable Energy Partners Luxembourg VI S.A.	Ownership	100.000	Allianz SE	NO	
							La Rurale SA	.FRA	IA	Allianz Deutschland AG	Ownership	100.000	Allianz SE	NO	
							LaSalle Real Estate Debt Strategies IV SCSp	.LUX	NIA	Allianz IARD S.A.	Ownership	99.983	Allianz SE	NO	
							LaSalle Real Estate Debt Strategies IV SCSp	.LUX	NIA	AZL-Argos 83	Ownership	25.890	Allianz SE	NO	
							LBA IV-PPI Venture LLC	.US	NIA	Vermögensverwaltungsgesellschaft mbH	Ownership	3.210	Allianz SE	NO	
							LBA IV-PPI Venture LLC	.US	NIA	APKV-Argos 84	Ownership	25.200	Allianz SE	NO	
							LBA IV-PPI Venture LLC	.US	NIA	Allianz US Private REIT LP	Ownership	5.510	Allianz SE	NO	
							LBA IV-PPI Venture LLC	.US	NIA	Allianz Presse US REIT LP	Ownership	5.290	Allianz SE	NO	
							LBA IV-PPI Venture LLC	.US	NIA	APK US Investment LP	Ownership	4.500	Allianz SE	NO	
							LBA IV-PPI Venture LLC	.US	NIA	AZ Vers US Private REIT LP	Ownership	4.500	Allianz SE	NO	

ANNUAL STATEMENT FOR THE YEAR 2021 OF THE The American Insurance Company

SCHEDULE Y

PART 1A - DETAIL OF INSURANCE HOLDING COMPANY SYSTEM

1	2	3	4	5	6	7	8	9	10	11	12	13	14	15	16
Group Code	Group Name	NAIC Company Code	ID Number	Federal RSSD	CIK	Name of Securities Exchange if Publicly Traded (U.S. or International)	Names of Parent, Subsidiaries Or Affiliates	Domiciliary Location	Relationship to Reporting Entity	Directly Controlled by (Name of Entity/Person)	Type of Control (Ownership, Board, Management, Attorney-in-Fact, Influence, Other)	If Control is Ownership Provide Percentage	Ultimate Controlling Entity(ies)/Person(s)	Is an SCA Filing Required? (Yes/No)	*
							LBA IV-PPI Venture LLC	US	NIA	APKV US Private REIT LP	Ownership	4.500	Allianz SE	NO	
							LBA IV-PP11-Office Venture LLC	US	NIA	Allianz US Private REIT LP	Ownership	25.200	Allianz SE	NO	
							LBA IV-PP11-Office Venture LLC	US	NIA	Allianz Presse US REIT LP	Ownership	5.510	Allianz SE	NO	
							LBA IV-PP11-Office Venture LLC	US	NIA	APK US Investment LP	Ownership	5.290	Allianz SE	NO	
							LBA IV-PP11-Office Venture LLC	US	NIA	AZ Vers US Private REIT LP	Ownership	4.500	Allianz SE	NO	
							LBA IV-PP11-Office Venture LLC	US	NIA	APKV US Private REIT LP	Ownership	4.500	Allianz SE	NO	
							LBA IV-PP11-Retail Venture LLC	US	NIA	Allianz US Private REIT LP	Ownership	25.200	Allianz SE	NO	
							LBA IV-PP11-Retail Venture LLC	US	NIA	Allianz Presse US REIT LP	Ownership	5.510	Allianz SE	NO	
							LBA IV-PP11-Retail Venture LLC	US	NIA	APK US Investment LP	Ownership	5.290	Allianz SE	NO	
							LBA IV-PP11-Retail Venture LLC	US	NIA	AZ Vers US Private REIT LP	Ownership	4.500	Allianz SE	NO	
							LBA IV-PP11-Retail Venture LLC	US	NIA	APKV US Private REIT LP	Ownership	4.500	Allianz SE	NO	
							LBA Realty Fund V L.P.	US	NIA	Allianz US Private REIT LP	Ownership	12.887	Allianz SE	NO	
							LBA Realty Fund V L.P.	US	NIA	APKV US Private REIT LP	Ownership	2.416	Allianz SE	NO	
							LBA Realty Fund V L.P.	US	NIA	AZ Vers US Private REIT LP	Ownership	0.805	Allianz SE	NO	
							LBA Realty Fund VI LP	US	NIA	SAS Allianz Logistique	Ownership	12.110	Allianz SE	NO	
							Lennar Multifamily Venture II DC LP	US	NIA	Allianz US Private REIT LP	Ownership	10.833	Allianz SE	NO	
							Lennar Multifamily Venture II DC LP	US	NIA	APKV US Private REIT LP	Ownership	1.073	Allianz SE	NO	
							Lennar Multifamily Venture LP	US	NIA	Allianz US Private REIT LP	Ownership	9.100	Allianz SE	NO	
							Lennar Multifamily Venture LP	US	NIA	APKV US Private REIT LP	Ownership	1.320	Allianz SE	NO	
							Life Plus Sp. z o.o.	POL	NIA	Expander Advisors Sp. z o.o.	Ownership	100.000	Allianz SE	NO	
							Lincoln Infrastructure USA Inc.	US	NIA	Redoma 2 S.A.	Ownership	100.000	Allianz SE	NO	
							Link (LPM) Limited	HKG	NIA	Allianz Finance VII Luxembourg S.A.	Ownership	16.430	Allianz SE	NO	
							Liverpool Victoria General Insurance Group Limited	GBR	NIA	Allianz Holdings plc	Ownership	100.000	Allianz SE	NO	
							Liverpool Victoria Insurance Company Limited	GBR	IA	Liverpool Victoria General Insurance Group Limited	Ownership	100.000	Allianz SE	NO	
							LLC Euler Hermes Credit Management	RUS	NIA	Euler Hermes S.A.	Ownership	99.000	Allianz SE	NO	
							LLC Euler Hermes Credit Management	RUS	NIA	Euler Hermes Services Belgium S.A.	Ownership	1.000	Allianz SE	NO	
							LLC IC Euler Hermes Ru	RUS	IA	Euler Hermes S.A.	Ownership	100.000	Allianz SE	NO	
							LLC Medexpress-service	RUS	NIA	Insurance CJSC Medexpress	Ownership	100.000	Allianz SE	NO	
							LLC Povolzhskiy Leasing Center	RUS	NIA	JSC Insurance Company Allianz	Ownership	20.000	Allianz SE	NO	
							LLC Progress-Med	RUS	IA	JSC Insurance Company Allianz	Ownership	100.000	Allianz SE	NO	
							LLC Risk Audit	RUS	NIA	JSC Insurance Company Allianz	Ownership	100.000	Allianz SE	NO	
							Locomation Inc.	US	NIA	atpacvc Fund GmbH & Co. KG	Ownership	11.123	Allianz SE	NO	
							Logistis Luxembourg Investments S.A. SICAV-FIS	LUX	NIA	Allianz Lebensversicherungs-Aktiengesellschaft	Ownership	5.012	Allianz SE	NO	
							Logistis Luxembourg Investments S.A. SICAV-FIS	LUX	NIA	Allianz Benelux S.A.	Ownership	3.597	Allianz SE	NO	
							Logistis Luxembourg Investments S.A. SICAV-FIS	LUX	NIA	Euler Hermes Reinsurance AG	Ownership	2.410	Allianz SE	NO	
							Logistis Luxembourg Investments S.A. SICAV-FIS	LUX	NIA	Allianz Benelux S.A.	Ownership	1.616	Allianz SE	NO	
							Loia Vermögensverwaltungsgesellschaft mbH & Co. KG	DEU	NIA	Allianz Versicherungs-Aktiengesellschaft	Ownership	100.000	Allianz SE	NO	
							Long Coast Limited	HKG	NIA	Allianz Finance VII Luxembourg S.A.	Ownership	16.430	Allianz SE	NO	
							Longship Fund I L.P.	NOR	NIA	Allianz Leben Private Equity Fonds 2001 GmbH	Ownership	22.228	Allianz SE	NO	
							Longship Fund I L.P.	NOR	NIA	AZ-SGD Private Equity Fonds GmbH	Ownership	5.716	Allianz SE	NO	
							Longship Fund I L.P.	NOR	NIA	APKV Private Equity Fonds GmbH	Ownership	3.810	Allianz SE	NO	
							Longship Fund II LP	GGY	NIA	Allianz Leben Private Equity Fonds 2001 GmbH	Ownership	23.885	Allianz SE	NO	
							Longship Fund II LP	GGY	NIA	APKV Private Equity Fonds GmbH	Ownership	3.926	Allianz SE	NO	
							Longship Fund II LP	GGY	NIA	AZ-SGD Private Equity Fonds GmbH	Ownership	0.553	Allianz SE	NO	
							LPC Logistics Venture One LP	US	NIA	Allianz US Private REIT LP	Ownership	27.008	Allianz SE	NO	

ANNUAL STATEMENT FOR THE YEAR 2021 OF THE The American Insurance Company

SCHEDULE Y
PART 1A - DETAIL OF INSURANCE HOLDING COMPANY SYSTEM

1	2	3	4	5	6	7	8	9	10	11	12	13	14	15	16
Group Code	Group Name	NAIC Company Code	ID Number	Federal RSSD	CIK	Name of Securities Exchange if Publicly Traded (U.S. or International)	Names of Parent, Subsidiaries Or Affiliates	Domiciliary Location	Relationship to Reporting Entity	Directly Controlled by (Name of Entity/Person)	Type of Control (Ownership, Board, Management, Attorney-in-Fact, Influence, Other)	If Control is Ownership Provide Percentage	Ultimate Controlling Entity(ies)/Person(s)	Is an SCA Filing Required? (Yes/No)	*
							LPC Logistics Venture One LP	US	NIA	APKV US Private REIT LP	Ownership	3.012	Allianz SE	NO	
							LPC Logistics Venture One LP	US	NIA	AZ Vers US Private REIT LP	Ownership	1.680	Allianz SE	NO	
							Luxury Gain Limited	HKG	NIA	Allianz Finance VII Luxembourg S.A.	Ownership	16.430	Allianz SE	NO	
							LV Assistance Services Limited	GBR	NIA	Liverpool Victoria General Insurance Group Limited	Ownership	100.000	Allianz SE	NO	
							LV Insurance Management Limited	GBR	NIA	Liverpool Victoria General Insurance Group Limited	Ownership	100.000	Allianz SE	NO	
							LV Repair Services Limited	GBR	NIA	Liverpool Victoria Insurance Company Limited	Ownership	100.000	Allianz SE	NO	
							Madeleine Alternative Multistrategies	FRA	NIA	Generation Vie S.A.	Ownership	28.388	Allianz SE	NO	
							Madeleine Alternative Multistrategies	FRA	NIA	Allianz Vie S.A.	Ownership	1.026	Allianz SE	NO	
							Maevaara Vind 2 AB	SWE	NIA	Allianz Renewable Energy Partners Luxembourg IV S.A.	Ownership	100.000	Allianz SE	NO	
							Maevaara Vind AB	SWE	NIA	Allianz Renewable Energy Partners Luxembourg IV S.A.	Ownership	100.000	Allianz SE	NO	
							Main Capital V C.V.	NLD	NIA	Allianz Leben Private Equity Fonds 2001 GmbH	Ownership	10.804	Allianz SE	NO	
							Main Capital V C.V.	NLD	NIA	APKV Private Equity Fonds GmbH	Ownership	2.220	Allianz SE	NO	
							Main Capital V C.V.	NLD	NIA	AZ-SGD Private Equity Fonds GmbH	Ownership	1.776	Allianz SE	NO	
							Mallard Co-Investors L.P.	US	NIA	Allianz Leben Private Equity Fonds 2001 GmbH	Ownership	9.241	Allianz SE	NO	
							Mallard Co-Investors L.P.	US	NIA	Seine GmbH	Ownership	2.116	Allianz SE	NO	
							Mallard Co-Investors L.P.	US	NIA	APKV Private Equity Fonds GmbH	Ownership	1.899	Allianz SE	NO	
							Mallard Co-Investors L.P.	US	NIA	AZ-SGD Private Equity Fonds GmbH	Ownership	1.519	Allianz SE	NO	
							Mandiri Investasi Dana Pendapatan Optimal 2	IDN	NIA	PT Asuransi Allianz Utama Indonesia	Ownership	100.000	Allianz SE	NO	
							manroland AG	DEU	NIA	Roland Holding GmbH	Ownership	100.000	Allianz SE	NO	
							manroland Vertrieb und Service GmbH	DEU	NIA	manroland AG	Ownership	100.000	Allianz SE	NO	
							Marcovici	FRA	NIA	Allianz Vie S.A.	Ownership	78.395	Allianz SE	NO	
							Marlin Heritage Europe II LP	CYM	NIA	Allianz Leben Private Equity Fonds 2001 GmbH	Ownership	13.311	Allianz SE	NO	
							Marlin Heritage Europe II LP	CYM	NIA	APKV Private Equity Fonds GmbH	Ownership	0.746	Allianz SE	NO	
							Martin Maurel Valeurs Humaines	FRA	NIA	Allianz Vie S.A.	Ownership	15.739	Allianz SE	NO	
							Maverick Wind LLC	US	NIA	Allianz Renewable Energy Partners of America LLC	Ownership	16.030	Allianz SE	NO	
							MAWISTA GmbH	DEU	IA	Allianz Partners S.A.S.	Ownership	100.000	Allianz SE	NO	
							MECO IV HoldCo LLC	US	NIA	EIG Altstadt Holdings Blocker LLC	Ownership	47.400	Allianz SE	NO	
							Medgulf Takaful B.S.C.(c)	BHR	IA	Allianz Europe Ltd.	Ownership	25.000	Allianz SE	NO	
							Medi24 AG	CHE	NIA	AWP P&C S.A.	Ownership	100.000	Allianz SE	NO	
							Medicount (Private) Limited	PAK	NIA	MediCount Global Ltd.	Ownership	100.000	Allianz SE	NO	
							MediCount Global Ltd.	MUS	NIA	Allianz Strategic Investments S.à r.l.	Ownership	71.590	Allianz SE	NO	
							Medicount Healthcare Private Limited	IND	NIA	MediCount Global Ltd.	Ownership	100.000	Allianz SE	NO	
							Mercato Leadmanagement Investments Holdings GmbH	DEU	NIA	Allianz Strategic Investments S.à r.l.	Ownership	100.000	Allianz SE	NO	
							Meridiam I-66 Express LLC	US	NIA	Lincoln Infrastructure USA Inc.	Ownership	24.110	Allianz SE	NO	
							Meridiam Infrastructure Africa Fund FIPS	FRA	NIA	Allianz Leben Infrastrukturfonds GmbH	Ownership	13.145	Allianz SE	NO	
							Meridiam Infrastructure Africa Fund FIPS	FRA	NIA	Allianz IARD S.A.	Ownership	13.027	Allianz SE	NO	
							Meridiam Infrastructure Africa Fund FIPS	FRA	NIA	APKV Infrastrukturfonds GmbH	Ownership	1.640	Allianz SE	NO	
							Meridiam Infrastructure Africa Fund II SLP	FRA	NIA	Allianz Leben Infrastrukturfonds GmbH	Ownership	12.133	Allianz SE	NO	
							Meridiam Infrastructure Africa Fund II SLP	FRA	NIA	APKV Infrastrukturfonds GmbH	Ownership	1.200	Allianz SE	NO	
							META Finanz-Informationssysteme GmbH	DEU	NIA	Allianz Technology SE	Ownership	100.000	Allianz SE	NO	
							MFM Holding Ltd.	GBR	NIA	Allianz Asset Management GmbH	Ownership	37.330	Allianz SE	NO	
							Milvik AB	SWE	NIA	Allianz Strategic Investments S.à r.l.	Ownership	36.190	Allianz SE	NO	
							Mindseg Corretora de Seguros Ltda.	BRA	IA	AWP Service Brasil Ltda.	Ownership	99.990	Allianz SE	NO	

ANNUAL STATEMENT FOR THE YEAR 2021 OF THE The American Insurance Company

SCHEDULE Y

PART 1A - DETAIL OF INSURANCE HOLDING COMPANY SYSTEM

1	2	3	4	5	6	7	8	9	10	11	12	13	14	15	16
Group Code	Group Name	NAIC Company Code	ID Number	Federal RSSD	CIK	Name of Securities Exchange if Publicly Traded (U.S. or International)	Names of Parent, Subsidiaries Or Affiliates	Domi-ciliary Location	Relation-ship to Reporting Entity	Directly Controlled by (Name of Entity/Person)	Type of Control (Ownership, Board, Management, Attorney-in-Fact, Influence, Other)	If Control is Ownership Provide Percentage	Ultimate Controlling Entity(ies)/Person(s)	Is an SCA Filing Re-quired? (Yes/No)	*
							Mirage Co-Invest SCSp	LUX	NIA	Allianz Leben Private Equity Fonds 2001 GmbH	Ownership	19.782	Allianz SE	NO	
							Mirose Holdco LLC	US	NIA	Allianz Renewable Energy Partners of America LLC	Ownership	28.743	Allianz SE	NO	
							Missouri Affordable Housing Fund XVI L.P.	US	IA	Fireman's Fund Insurance Company Corp.	Ownership	12.920	Allianz SE	NO	
							Miura Fund III FCR	ESP	NIA	Allianz Leben Private Equity Fonds 2001 GmbH	Ownership	8.985	Allianz SE	NO	
							Miura Fund III FCR	ESP	NIA	APKV Private Equity Fonds GmbH	Ownership	1.846	Allianz SE	NO	
							Miura Fund III FCR	ESP	NIA	AZ-SGD Private Equity Fonds GmbH	Ownership	1.477	Allianz SE	NO	
							MM Allocation Monde	FRA	NIA	Allianz Vie S.A.	Ownership	17.196	Allianz SE	NO	
							Modern Diamond Limited	HKG	NIA	Allianz Finance VII Luxembourg S.A.	Ownership	16.430	Allianz SE	NO	
							Molinel 11	FRA	NIA	Allianz Vie S.A.	Ownership	36.970	Allianz SE	NO	
							Mombyasen Wind Farm AB	SWI	NIA	Allianz Renewable Energy Partners Luxembourg IV S.A.	Ownership	100.000	Allianz SE	NO	
							Mondial Kundenservice GmbH	DEU	NIA	Allianz Partners Deutschland GmbH	Ownership	100.000	Allianz SE	NO	
							Money Mate Defensiv	LUX	NIA	Allianz Lebensversicherungs-Aktiengesellschaft	Ownership	100.000	Allianz SE	NO	
							Money Mate Entschlossen	LUX	NIA	Allianz Lebensversicherungs-Aktiengesellschaft	Ownership	99.610	Allianz SE	NO	
							Money Mate Moderat	LUX	NIA	Allianz Lebensversicherungs-Aktiengesellschaft	Ownership	100.000	Allianz SE	NO	
							Money Mate Mutig	LUX	NIA	Allianz Lebensversicherungs-Aktiengesellschaft	Ownership	99.330	Allianz SE	NO	
							Monroe Capital Private Credit Intermediate IV (Unleveraged) SCSp	LUX	NIA	AZL-Argos 73 Vermögensverwaltungsgesellschaft mbH	Ownership	41.364	Allianz SE	NO	
							Monroe Capital Private Credit Intermediate IV (Unleveraged) SCSp	LUX	NIA	APKV-Argos 74 Vermögensverwaltungsgesellschaft mbH	Ownership	4.485	Allianz SE	NO	
							Monroe Capital Private Credit Intermediate IV (Unleveraged) SCSp	LUX	NIA	APK-Argos 75 Vermögensverwaltungsgesellschaft mbH	Ownership	1.894	Allianz SE	NO	
							Monroe Capital Private Credit Intermediate IV (Unleveraged) SCSp	LUX	NIA	AZV-Argos 72 Vermögensverwaltungsgesellschaft mbH	Ownership	1.258	Allianz SE	NO	
							Monroe Capital Private Credit Intermediate IV (Unleveraged) SCSp	LUX	NIA	AZV-Argos 77 Vermögensverwaltungsgesellschaft mbH	Ownership	1.000	Allianz SE	NO	
							Morado Venture Partners III LP	US	NIA	Allianz Life Insurance Company of North America	Ownership	12.390	Allianz SE	NO	
							Morningchapter S.A.	PRT	NIA	Allianz Renewable Energy Partners Luxembourg VI S.A.	Ownership	100.000	Allianz SE	NO	
							MTech Capital Fund (EU) SCSp	LUX	NIA	Allianz Strategic Investments S.à r.l.	Ownership	27.270	Allianz SE	NO	
							Multiasistencia S.A.	ESP	NIA	Grupo Multiasistencia S.A.	Ownership	100.000	Allianz SE	NO	
							Multiasistencia Luxembourg S.à r.l.	LUX	NIA	Multiasistencia S.A.	Ownership	100.000	Allianz SE	NO	
							Multiasistencia S.A.	FRA	NIA	Multiasistencia S.A.	Ownership	100.000	Allianz SE	NO	
							Multimag - Multiasistência e Gestão de Sinistros, Unipessoal Lda.	PRT	NIA	Multiasistencia S.A.	Ownership	100.000	Allianz SE	NO	
							Münchener & Magdeburger Agrar AG	DEU	NIA	Allianz Versicherungs-Aktiengesellschaft	Ownership	100.000	Allianz SE	NO	
							Muralis MF TMK	JPN	NIA	ACRE Sugl Pte. Ltd.	Ownership	49.900	Allianz SE	NO	
							My Finance Coach Stiftung GmbH	DEU	NIA	Allianz SE	Ownership	100.000	Allianz SE	NO	
							myHealth X GmbH	DEU	NIA	Allianz Private Krankenversicherungs-Aktiengesellschaft	Ownership	100.000	Allianz SE	NO	
							National Insurance Company Berhad Ltd.	BRN	IA	Allianz Global Corporate & Specialty SE	Ownership	25.000	Allianz SE	NO	
							Neosistencia Manteras S.L.	ESP	NIA	AIP Assistance Service España S.A.	Ownership	100.000	Allianz SE	NO	
							NET4GAS Holdings s.r.o.	CZE	NIA	Allianz Infrastructure Luxembourg I S.à r.l.	Ownership	50.000	Allianz SE	NO	
							NeuConnect Britain Ltd.	GBR	NIA	Allianz Leben Infrastrukturfonds GmbH	Ownership	20.779	Allianz SE	NO	
							NeuConnect Britain Ltd.	GBR	NIA	APKV Infrastrukturfonds GmbH	Ownership	3.013	Allianz SE	NO	

ANNUAL STATEMENT FOR THE YEAR 2021 OF THE The American Insurance Company

SCHEDULE Y

PART 1A - DETAIL OF INSURANCE HOLDING COMPANY SYSTEM

1	2	3	4	5	6	7	8	9	10	11	12	13	14	15	16
Group Code	Group Name	NAIC Company Code	ID Number	Federal RSSD	CIK	Name of Securities Exchange if Publicly Traded (U.S. or International)	Names of Parent, Subsidiaries Or Affiliates	Domiciliary Location	Relationship to Reporting Entity	Directly Controlled by (Name of Entity/Person)	Type of Control (Ownership, Board, Management, Attorney-in-Fact, Influence, Other)	If Control is Ownership Provide Percentage	Ultimate Controlling Entity(ies)/Person(s)	Is an SCA Filing Required? (Yes/No)	*
							NeuConnect Britain Ltd.	GBR	NIA	AZ-SGD Infrastrukturfonds GmbH	Ownership	2.411	Allianz SE	NO	
							NeuConnect Deutschland GmbH	DEU	NIA	Allianz Leben Infrastrukturfonds GmbH	Ownership	20.779	Allianz SE	NO	
							NeuConnect Deutschland GmbH	DEU	NIA	APKV Infrastrukturfonds GmbH	Ownership	3.013	Allianz SE	NO	
							NeuConnect Deutschland GmbH	DEU	NIA	AZ-SGD Infrastrukturfonds GmbH	Ownership	2.411	Allianz SE	NO	
							New Try Limited	HKG	NIA	Allianz Finance VII Luxembourg S.A.	Ownership	16.430	Allianz SE	NO	
							Nextcare Bahrain Ancillary Services Company B.S.C.	BHR	NIA	AWP MEA Holdings Co. W.L.L.	Ownership	100.000	Allianz SE	NO	
							NEXTCARE Claims Management LLC	LBN	NIA	AWP MEA Holdings Co. W.L.L.	Ownership	100.000	Allianz SE	NO	
							NEXTCARE Claims Management LLC	LBN	NIA	AWP MEA Holdings Co. W.L.L.	Ownership	70.000	Allianz SE	NO	
							NEXTCARE Egypt LLC	EGY	NIA	AWP MEA Holdings Co. W.L.L.	Ownership	99.982	Allianz SE	NO	
							NEXTCARE Lebanon SAL	LBN	NIA	AWP MEA Holdings Co. W.L.L.	Ownership	100.000	Allianz SE	NO	
							NEXTCARE Tunisie LLC	TUN	NIA	AWP MEA Holdings Co. W.L.L.	Ownership	100.000	Allianz SE	NO	
							NGI Group Holdings LLC	US	NIA	AWP USA Inc.	Ownership	13.700	Allianz SE	NO	
							Niederösterreichische Glasfaserinfrastrukturgesellschaft mbH	AUT	NIA	BN Infrastruktur GmbH	Ownership	100.000	Allianz SE	NO	
							Ninety One Africa Credit Opportunities Fund 2 SCSp	LUX	NIA	AZL-Argos 83	Ownership	35.573	Allianz SE	NO	
							Ninety One Africa Credit Opportunities Fund 2 SCSp	LUX	NIA	Vermögensverwaltungsgesellschaft mbH	Ownership	4.427	Allianz SE	NO	
							nöGIG Phase Zwei GmbH	AUT	NIA	BN Infrastruktur GmbH	Ownership	100.000	Allianz SE	NO	
							Norsea Gas GmbH	DEU	NIA	Silex Gas Norway AS	Ownership	27.997	Allianz SE	NO	
							Northstar Mezzanine Partners VI L.P.	US	NIA	Northstar Mezzanine Partners VI U.S. Feeder II L.P.	Ownership	39.956	Allianz SE	NO	
							Northstar Mezzanine Partners VI U.S. Blocker II LLC	US	NIA	Northstar Mezzanine Partners VI U.S. Feeder II L.P.	Ownership	100.000	Allianz SE	NO	
							Northstar Mezzanine Partners VI U.S. Feeder II L.P.	US	NIA	AZV-Argos 87	Ownership	59.091	Allianz SE	NO	
							Northstar Mezzanine Partners VI U.S. Feeder II L.P.	US	NIA	Vermögensverwaltungsgesellschaft mbH	Ownership	40.909	Allianz SE	NO	
							Northstar Mezzanine Partners VII L.P.	US	NIA	Allianz France Richelieu 1 S.A.S.	Ownership	26.676	Allianz SE	NO	
							Northstar Mezzanine Partners VII L.P.	US	NIA	AZL-Argos 83	Ownership	3.614	Allianz SE	NO	
							Northstar Mezzanine Partners VII L.P.	US	NIA	Vermögensverwaltungsgesellschaft mbH	Ownership	1.434	Allianz SE	NO	
							Northstar Mezzanine Partners VII L.P.	US	NIA	APK-Argos 85	Ownership	5.600	Allianz SE	NO	
							NREP Income+ Fund SCSp	LUX	NIA	Vermögensverwaltungsgesellschaft mbH	Ownership	4.340	Allianz SE	NO	
							NREP Income+ Fund SCSp	LUX	NIA	Allianz Pensionskasse Aktiengesellschaft	Ownership	2.810	Allianz SE	NO	
							NREP Income+ Fund SCSp	LUX	NIA	ARE Funds APKV GmbH	Ownership	12.938	Allianz SE	NO	
							NREP Income+ Fund SCSp	LUX	NIA	SAS Allianz Logistique	Ownership	2.813	Allianz SE	NO	
							NREP Nordic Strategies Fund FCP-FIS	LUX	NIA	Allianz Lebensversicherungs-Aktiengesellschaft	Ownership	1.875	Allianz SE	NO	
							NREP Nordic Strategies Fund FCP-FIS	LUX	NIA	Allianz Private Krankenversicherungs-Aktiengesellschaft	Ownership	1.125	Allianz SE	NO	
							NREP Nordic Strategies Fund FCP-FIS	LUX	NIA	Allianz Versicherungs-Aktiengesellschaft	Ownership	16.780	Allianz SE	NO	
							NREP Nordic Strategies Fund FCP-FIS	LUX	NIA	Allianz Pensionskasse Aktiengesellschaft	Ownership	13.280	Allianz SE	NO	
							NREP Nordic Strategies Fund II Limited Partnership	LUX	NIA	Allianz Finance VII Luxembourg S.A.	Ownership	50.000	Allianz SE	NO	
							NREP Nordic Strategies Fund III Limited Partnership	LUX	NIA	Allianz Finance VII Luxembourg S.A.	Ownership	49.500	Allianz SE	NO	
							NRF (Finland) AB	SWE	NIA	Allianz Finance VII Luxembourg S.A.	Ownership	37.680	Allianz SE	NO	
							NRP Nordic Logistics Fund AS	NOR	NIA	Allianz Finance IX Luxembourg S.A.	Ownership	0.769	Allianz SE	NO	
							Oakley Capital IV Co-Investment (B) SCSp	LUX	NIA	Allianz Leben Private Equity Fonds 2001 GmbH	Ownership		Allianz SE	NO	
							Oakley Capital IV Co-Investment (B) SCSp	LUX	NIA	AZ-SGD Private Equity Fonds GmbH	Ownership		Allianz SE	NO	

97.58

ANNUAL STATEMENT FOR THE YEAR 2021 OF THE The American Insurance Company

SCHEDULE Y

PART 1A - DETAIL OF INSURANCE HOLDING COMPANY SYSTEM

1	2	3	4	5	6	7	8	9	10	11	12	13	14	15	16
Group Code	Group Name	NAIC Company Code	ID Number	Federal RSSD	CIK	Name of Securities Exchange if Publicly Traded (U.S. or International)	Names of Parent, Subsidiaries Or Affiliates	Domiciliary Location	Relationship to Reporting Entity	Directly Controlled by (Name of Entity/Person)	Type of Control (Ownership, Board, Management, Attorney-in-Fact, Influence, Other)	If Control is Ownership Provide Percentage	Ultimate Controlling Entity(ies)/Person(s)	Is an SCA Filing Required? (Yes/No)	*
							Oaktree European Capital Solutions Fund II SCSp	LUX	NIA	AZL-Argos 83 Vermögensverwaltungsgesellschaft mbH	Ownership	27.567	Allianz SE	NO	
							Oaktree European Capital Solutions Fund II SCSp	LUX	NIA	APKV-Argos 84 Vermögensverwaltungsgesellschaft mbH	Ownership	2.978	Allianz SE	NO	
							Oaktree European Capital Solutions Fund II SCSp	LUX	NIA	APK-Argos 85 Vermögensverwaltungsgesellschaft mbH	Ownership	1.256	Allianz SE	NO	
							Oaktree European Capital Solutions Fund II SCSp	LUX	NIA	AZV-Argos 82 Vermögensverwaltungsgesellschaft mbH	Ownership	0.856	Allianz SE	NO	
							Oaktree European Capital Solutions Fund II SCSp	LUX	NIA	AGCS-Argos 86 Vermögensverwaltungsgesellschaft mbH	Ownership	0.678	Allianz SE	NO	
							Oaktree Mezzanine Fund V (Parallel) SCSp	LUX	NIA	AZL-Argos 83 Vermögensverwaltungsgesellschaft mbH	Ownership	39.779	Allianz SE	NO	
							Oaktree Mezzanine Fund V (Parallel) SCSp	LUX	NIA	APKV-Argos 84 Vermögensverwaltungsgesellschaft mbH	Ownership	4.345	Allianz SE	NO	
							Oaktree Mezzanine Fund V (Parallel) SCSp	LUX	NIA	AZV-Argos 82 Vermögensverwaltungsgesellschaft mbH	Ownership	1.159	Allianz SE	NO	
							Oaktree Mezzanine Fund V (Parallel) SCSp	LUX	NIA	AZV-Argos 87 Vermögensverwaltungsgesellschaft mbH	Ownership	0.924	Allianz SE	NO	
							Oaktree Real Estate Debt Fund III L.P.	CYM	NIA	AZL-Argos 83 Vermögensverwaltungsgesellschaft mbH	Ownership	34.087	Allianz SE	NO	
							Oaktree Real Estate Debt Fund III L.P.	CYM	NIA	APKV-Argos 84 Vermögensverwaltungsgesellschaft mbH	Ownership	4.206	Allianz SE	NO	
							Oaktree Real Estate Debt Fund III L.P.	CYM	NIA	AZV-Argos 82 Vermögensverwaltungsgesellschaft mbH	Ownership	1.199	Allianz SE	NO	
							Oaktree Real Estate Debt Fund III L.P.	CYM	NIA	AGCS-Argos 86 Vermögensverwaltungsgesellschaft mbH	Ownership	0.961	Allianz SE	NO	
							Oaktree Real Estate Opportunities Fund V, L.P.	US	NIA	AZL-Argos 83 Vermögensverwaltungsgesellschaft mbH	Ownership	10.656	Allianz SE	NO	
							Oaktree Real Estate Opportunities Fund V, L.P.	US	NIA	AZV-Argos 82 Vermögensverwaltungsgesellschaft mbH	Ownership	3.197	Allianz SE	NO	
							Oaktree Real Estate Opportunities Fund V, L.P.	US	NIA	APKV-Argos 84 Vermögensverwaltungsgesellschaft mbH	Ownership	2.131	Allianz SE	NO	
							Oaktree Real Estate Opportunities Fund VIII L.P.	CYM	NIA	AZL-Argos 83 Vermögensverwaltungsgesellschaft mbH	Ownership	21.380	Allianz SE	NO	
							Oaktree Real Estate Opportunities Fund VIII L.P.	CYM	NIA	APKV-Argos 84 Vermögensverwaltungsgesellschaft mbH	Ownership	2.243	Allianz SE	NO	
							Oaktree Real Estate Opportunities Fund VIII L.P.	CYM	NIA	APK-Argos 85 Vermögensverwaltungsgesellschaft mbH	Ownership	0.973	Allianz SE	NO	
							Oaktree Real Estate Opportunities Fund VIII L.P.	CYM	NIA	AZV-Argos 87 Vermögensverwaltungsgesellschaft mbH	Ownership	0.823	Allianz SE	NO	
							Oaktree Real Estate Opportunities Fund VIII L.P.	CYM	NIA	AZV-Argos 82 Vermögensverwaltungsgesellschaft mbH	Ownership	0.747	Allianz SE	NO	
							Oaktree Real Estate Opportunities VII L.P.	US	NIA	AZL-Argos 83 Vermögensverwaltungsgesellschaft mbH	Ownership	10.788	Allianz SE	NO	
							Oaktree Real Estate Opportunities VII L.P.	US	NIA	AZ-Argos 88 Vermögensverwaltungsgesellschaft mbH	Ownership	2.774	Allianz SE	NO	
							Oaktree Real Estate Opportunities VII L.P.	US	NIA	APKV-Argos 84 Vermögensverwaltungsgesellschaft mbH	Ownership	2.312	Allianz SE	NO	
							Oaktree Real Estate Opportunities VII L.P.	US	NIA	AZV-Argos 82 Vermögensverwaltungsgesellschaft mbH	Ownership	1.541	Allianz SE	NO	
							Oaktree Real Estate Opportunities VII L.P.	US	NIA	AGCS-Argos 86 Vermögensverwaltungsgesellschaft mbH	Ownership	1.541	Allianz SE	NO	
							Oaktree Real Estate Opportunities VII L.P.	US	NIA	APK-Argos 85 Vermögensverwaltungsgesellschaft mbH	Ownership	0.771	Allianz SE	NO	

ANNUAL STATEMENT FOR THE YEAR 2021 OF THE The American Insurance Company

SCHEDULE Y
PART 1A - DETAIL OF INSURANCE HOLDING COMPANY SYSTEM

1	2	3	4	5	6	7	8	9	10	11	12	13	14	15	16
Group Code	Group Name	NAIC Company Code	ID Number	Federal RSSD	CIK	Name of Securities Exchange if Publicly Traded (U.S. or International)	Names of Parent, Subsidiaries Or Affiliates	Domi-ciliary Location	Relation-ship to Reporting Entity	Directly Controlled by (Name of Entity/Person)	Type of Control (Ownership, Board, Management, Attorney-in-Fact, Influence, Other)	If Control is Ownership Provide Percentage	Ultimate Controlling Entity(ies)/Person(s)	Is an SCA Filing Re-quired? (Yes/No)	*
							OANS Open Access Network Süd GmbH	AUT	NIA	8GIG GmbH	Ownership	50.000	Allianz SE	NO	
							Ocean Properties LLP	SGP	NIA	ARE Funds AZL GmbH	Ownership	20.000	Allianz SE	NO	
							Oddo Avenir (D)	FRA	IA	Generation Vie S.A.	Ownership	28.498	Allianz SE	NO	
							Oddo BHF Active Micro Cap CR EUR	FRA	NIA	Generation Vie S.A.	Ownership	19.477	Allianz SE	NO	
							Oddo BHF Algo Min Var	FRA	NIA	Generation Vie S.A.	Ownership	33.269	Allianz SE	NO	
							ODDD BHF Algo Trend Europe	LUX	NIA	Generation Vie S.A.	Ownership	34.148	Allianz SE	NO	
							ODDD BHF Algo Trend US	LUX	NIA	Generation Vie S.A.	Ownership	49.783	Allianz SE	NO	
							ODDD BHF Artificial Intelligence	LUX	NIA	Generation Vie S.A.	Ownership	33.873	Allianz SE	NO	
							ODDD BHF Artificial Intelligence	LUX	NIA	Allianz Vie S.A.	Ownership	27.181	Allianz SE	NO	
							ODDD BHF Convertibles Global	LUX	NIA	Generation Vie S.A.	Ownership	55.839	Allianz SE	NO	
							ODDD BHF Credit Opportunities	LUX	NIA	Generation Vie S.A.	Ownership	14.174	Allianz SE	NO	
							Oddo BHF European Banks	FRA	NIA	Generation Vie S.A.	Ownership	25.851	Allianz SE	NO	
							ODDD BHF Global Target 2026	FRA	NIA	Generation Vie S.A.	Ownership	10.458	Allianz SE	NO	
							Oddo BHF Haut Rendement 2023	FRA	NIA	Generation Vie S.A.	Ownership	29.464	Allianz SE	NO	
							Oddo BHF Haut Rendement 2025	FRA	NIA	Generation Vie S.A.	Ownership	26.197	Allianz SE	NO	
							ODDD BHF Polaris Balanced	LUX	NIA	Generation Vie S.A.	Ownership	18.139	Allianz SE	NO	
							ODDD BHF Polaris Moderate	DEU	NIA	Generation Vie S.A.	Ownership	17.174	Allianz SE	NO	
							Oddo Convertibles Taux	FRA	NIA	Generation Vie S.A.	Ownership	30.673	Allianz SE	NO	
							Oddo Convertibles Taux	FRA	NIA	Allianz Vie S.A.	Ownership	0.526	Allianz SE	NO	
							Oddo Eurp Midcap A	FRA	IA	Generation Vie S.A.	Ownership	9.938	Allianz SE	NO	
							Oddo Generation C	FRA	IA	Generation Vie S.A.	Ownership	20.084	Allianz SE	NO	
							Oddo Gestion Defen	FRA	IA	Generation Vie S.A.	Ownership	13.624	Allianz SE	NO	
							Oddo Immobilier C	FRA	IA	Generation Vie S.A.	Ownership	24.131	Allianz SE	NO	
							Oddo Indice Japon	FRA	NIA	Generation Vie S.A.	Ownership	53.437	Allianz SE	NO	
							Oddo Investissement	FRA	NIA	Generation Vie S.A.	Ownership	51.373	Allianz SE	NO	
							Oddo Patrimoine	FRA	NIA	Generation Vie S.A.	Ownership	61.146	Allianz SE	NO	
							Oddo Proactif Europe	FRA	NIA	Generation Vie S.A.	Ownership	32.716	Allianz SE	NO	
							Oddo US Mid Cap	FRA	IA	Generation Vie S.A.	Ownership	42.258	Allianz SE	NO	
							Oddo Valeurs Rendement A	FRA	NIA	Generation Vie S.A.	Ownership	33.416	Allianz SE	NO	
							OeKB EH Beteiligungs- und Management AG	AUT	NIA	Euler Hermes Aktiengesellschaft	Ownership	49.000	Allianz SE	NO	
							Offshore Mezzanine Partners III Co-Invest L.P.	CYM	NIA	AZL-Argos 83 Vermögensverwaltungsgesellschaft mbH	Ownership	36.313	Allianz SE	NO	
							Offshore Mezzanine Partners III Co-Invest L.P.	CYM	NIA	APKV-Argos 84 Vermögensverwaltungsgesellschaft mbH	Ownership	7.781	Allianz SE	NO	
							Offshore Mezzanine Partners III Co-Invest L.P.	CYM	NIA	AZV-Argos 82 Vermögensverwaltungsgesellschaft mbH	Ownership	5.188	Allianz SE	NO	
							Offshore Mezzanine Partners III Co-Invest L.P.	CYM	NIA	APK-Argos 85 Vermögensverwaltungsgesellschaft mbH	Ownership	2.594	Allianz SE	NO	
							Offshore Mezzanine Partners L.P.	US	NIA	AZL-Argos 83 Vermögensverwaltungsgesellschaft mbH	Ownership	14.476	Allianz SE	NO	
							8GIG Fiber GmbH	AUT	NIA	8GIG GmbH	Ownership	100.000	Allianz SE	NO	
							8GIG GmbH	AUT	NIA	Allianz Infrastructure Luxembourg II S.à r.l.	Ownership	80.000	Allianz SE	NO	
							8GIG GmbH	AUT	NIA	Allianz Finance II Luxembourg S.à r.l.	Ownership	10.000	Allianz SE	NO	
							8GIG Netzbetrieb GmbH	AUT	NIA	8GIG GmbH	Ownership	100.000	Allianz SE	NO	
							Onex North Star Co-Invest LP	US	NIA	Allianz Leben Private Equity Fonds 2001 GmbH	Ownership	12.394	Allianz SE	NO	
							Onex North Star Co-Invest LP	US	NIA	Seine GmbH	Ownership	1.659	Allianz SE	NO	
							Onex Richmond Co-Invest LP	CYM	NIA	Allianz Leben Private Equity Fonds 2001 GmbH	Ownership	21.184	Allianz SE	NO	
							Onex Richmond Co-Invest LP	CYM	NIA	APKV Private Equity Fonds GmbH	Ownership	4.352	Allianz SE	NO	
							Onex Richmond Co-Invest LP	CYM	NIA	AZ-SGD Private Equity Fonds GmbH	Ownership	3.482	Allianz SE	NO	
							OnRamp Insurance Accelerator Fund I LLC	US	NIA	Allianz Life Insurance Company of North America	Ownership	43.060	Allianz SE	NO	

97.60

ANNUAL STATEMENT FOR THE YEAR 2021 OF THE The American Insurance Company

SCHEDULE Y

PART 1A - DETAIL OF INSURANCE HOLDING COMPANY SYSTEM

1	2	3	4	5	6	7	8	9	10	11	12	13	14	15	16
Group Code	Group Name	NAIC Company Code	ID Number	Federal RSSD	CIK	Name of Securities Exchange if Publicly Traded (U.S. or International)	Names of Parent, Subsidiaries Or Affiliates	Domiciliary Location	Relationship to Reporting Entity	Directly Controlled by (Name of Entity/Person)	Type of Control (Ownership, Board, Management, Attorney-in-Fact, Influence, Other)	If Control is Ownership Provide Percentage	Ultimate Controlling Entity(ies)/Person(s)	Is an SCA Filing Required? (Yes/No)	*
							OPCI Allianz France Angel	.FRA	NIA	Allianz Vie S.A.	Ownership	79.290	Allianz SE	NO	
							OPCI Allianz France Angel	.FRA	NIA	Allianz Retraite S.A.	Ownership	20.710	Allianz SE	NO	
							OPCI Epopée Immo Rendement I	.FRA	NIA	SCI Allianz Value Pierre	Ownership	20.000	Allianz SE	NO	
							OPCI Raise Immobilier 1	.FRA	NIA	Allianz Vie S.A.	Ownership	20.465	Allianz SE	NO	
							OpenGate Capital Partners II-A LP	.CYM	NIA	Allianz Leben Private Equity Fonds 2001 GmbH	Ownership	9.485	Allianz SE	NO	
							OpenGate Capital Partners II-A LP	.CYM	NIA	Seine GmbH	Ownership	1.414	Allianz SE	NO	
							OpenGate Capital Partners II-A LP	.CYM	NIA	APKV Private Equity Fonds GmbH	Ownership	1.053	Allianz SE	NO	
							Ophir-Rochor Commercial Pte. Ltd.	.SGP	NIA	Allianz Finance VII Luxembourg S.A.	Ownership	60.000	Allianz SE	NO	
							ORCP II Neon Co-Investors L.P.	.US	NIA	Allianz Leben Private Equity Fonds 2001 GmbH	Ownership	18.184	Allianz SE	NO	
							ORCP II Neon Co-Investors L.P.	.US	NIA	APKV Private Equity Fonds GmbH	Ownership	1.817	Allianz SE	NO	
							ORCP II Process Solutions Co-Investors L.P.	.US	NIA	Allianz Leben Private Equity Fonds 2001 GmbH	Ownership	14.141	Allianz SE	NO	
							ORCP II Process Solutions Co-Investors L.P.	.US	NIA	APKV Private Equity Fonds GmbH	Ownership	1.414	Allianz SE	NO	
							Orion MF TMK	.JPN	NIA	Allianz Sakura Multifamily 2 Pte. Ltd.	Ownership	49.900	Allianz SE	NO	
							Orione PV S.r.l.	.ITA	NIA	Allianz Renewable Energy Partners Luxembourg IV S.A.	Ownership	100.000	Allianz SE	NO	
							Orsa Maggiore PV S.r.l.	.ITA	NIA	Allianz Renewable Energy Partners Luxembourg IV S.A.	Ownership	100.000	Allianz SE	NO	
							Orsa Minore PV S.r.l.	.ITA	NIA	Luxembourg IV S.A.	Ownership	100.000	Allianz SE	NO	
							PAF GP S.à r.l.	.LUX	NIA	Pacific Investment Management Company LLC	Ownership	100.000	Allianz SE	NO	
							PAG Growth I L.P.	.CYM	NIA	Allianz Leben Private Equity Fonds 2001 GmbH	Ownership	10.899	Allianz SE	NO	
							PAG Growth I L.P.	.CYM	NIA	AZ-SGD Private Equity Fonds GmbH	Ownership	2.119	Allianz SE	NO	
							PAG Growth I L.P.	.CYM	NIA	APKV Private Equity Fonds GmbH	Ownership	2.119	Allianz SE	NO	
							PAG Growth I L.P.	.CYM	NIA	Seine GmbH	Ownership	2.064	Allianz SE	NO	
							PAG Loan Fund IV L.P.	.CYM	NIA	AZL-Argos 83	Ownership	15.973	Allianz SE	NO	
							PAG Loan Fund IV L.P.	.CYM	NIA	Vermögensverwaltungsgesellschaft mbH	Ownership	1.840	Allianz SE	NO	
							PAG Loan Fund IV L.P.	.CYM	NIA	APKV-Argos 84	Ownership	0.800	Allianz SE	NO	
							PAG Loan Fund IV L.P.	.CYM	NIA	Vermögensverwaltungsgesellschaft mbH	Ownership	0.720	Allianz SE	NO	
							PAG Loan Fund IV L.P.	.CYM	NIA	AGCS-Argos 86	Ownership	0.720	Allianz SE	NO	
							PAG Loan Fund V L.P.	.CYM	NIA	Vermögensverwaltungsgesellschaft mbH	Ownership	12.632	Allianz SE	NO	
							PAG Loan Fund V L.P.	.CYM	NIA	AZL-Argos 83	Ownership	1.560	Allianz SE	NO	
							PAG Real Estate Partners (Luxembourg) S.C.S.	.LUX	NIA	APKV-Argos 84	Ownership	39.670	Allianz SE	NO	
							PAG Real Estate Partners (Luxembourg) S.C.S.	.LUX	NIA	Allianz Fund Investments 2 S.A. (Compartment)	Ownership	10.333	Allianz SE	NO	
							Palatine Private Equity Fund II L.P.	.GBR	NIA	SAS Allianz Logistique	Ownership	11.668	Allianz SE	NO	
							Palatine Private Equity Fund II L.P.	.GBR	NIA	Allianz Leben Private Equity Fonds 2001 GmbH	Ownership	3.000	Allianz SE	NO	
							Palatine Private Equity Fund II L.P.	.GBR	NIA	AZ-SGD Private Equity Fonds GmbH	Ownership	2.000	Allianz SE	NO	
							Palatine Private Equity Fund III L.P.	.GBR	NIA	APKV Private Equity Fonds GmbH	Ownership	11.136	Allianz SE	NO	
							Palatine Private Equity Fund III L.P.	.GBR	NIA	Allianz Leben Private Equity Fonds 2001 GmbH	Ownership	2.864	Allianz SE	NO	
							Palatine Private Equity Fund III L.P.	.GBR	NIA	AZ-SGD Private Equity Fonds GmbH	Ownership	1.909	Allianz SE	NO	
							Parc Eolien de Bonneuil S.à r.l.	.FRA	IA	APKV Private Equity Fonds GmbH	Ownership	100.000	Allianz SE	NO	
							Parc Eolien de Bonneuil S.à r.l.	.FRA	IA	Allianz Renewable Energy Partners Luxembourg II S.A.	Ownership	100.000	Allianz SE	NO	

ANNUAL STATEMENT FOR THE YEAR 2021 OF THE The American Insurance Company

SCHEDULE Y

PART 1A - DETAIL OF INSURANCE HOLDING COMPANY SYSTEM

1	2	3	4	5	6	7	8	9	10	11	12	13	14	15	16
Group Code	Group Name	NAIC Company Code	ID Number	Federal RSSD	CIK	Name of Securities Exchange if Publicly Traded (U.S. or International)	Names of Parent, Subsidiaries Or Affiliates	Domiciliary Location	Relationship to Reporting Entity	Directly Controlled by (Name of Entity/Person)	Type of Control (Ownership, Board, Management, Attorney-in-Fact, Influence, Other)	If Control is Ownership Provide Percentage	Ultimate Controlling Entity(ies)/Person(s)	Is an SCA Filing Required? (Yes/No)	*
							Parc Eolien de Bruyère Grande SAS	.FRA	NIA	Allianz Renewable Energy Partners Luxembourg IV S.A.	Ownership	100.000	Allianz SE	NO	
							Parc Eolien de Chaourse SAS	.FRA	NIA	Allianz Renewable Energy Partners Luxembourg IV S.A.	Ownership	100.000	Allianz SE	NO	
							Parc Eolien de Chateau Garnier SAS	.FRA	NIA	Allianz Renewable Energy Partners Luxembourg VI S.A.	Ownership	100.000	Allianz SE	NO	
							Parc Eolien de Croquettes SAS	.FRA	NIA	Allianz Renewable Energy Partners Luxembourg IV S.A.	Ownership	100.000	Allianz SE	NO	
							Parc Eolien de Dyé SAS	.FRA	NIA	Allianz Renewable Energy Partners Luxembourg VI S.A.	Ownership	100.000	Allianz SE	NO	
							Parc Eolien de Fontfroide SAS	.FRA	NIA	Allianz Renewable Energy Partners Luxembourg IV S.A.	Ownership	100.000	Allianz SE	NO	
							Parc Eolien de Forge SAS	.FRA	NIA	Allianz Renewable Energy Partners Luxembourg IV S.A.	Ownership	100.000	Allianz SE	NO	
							Parc Eolien de la Sole du Bois SAS	.FRA	NIA	Allianz Renewable Energy Partners Luxembourg II S.A.	Ownership	100.000	Allianz SE	NO	
							Parc Eolien de Longchamps SAS	.FRA	NIA	Allianz Renewable Energy Partners Luxembourg IV S.A.	Ownership	100.000	Allianz SE	NO	
							Parc Eolien de Ly-Fontaine SAS	.FRA	NIA	Allianz Renewable Energy Partners Luxembourg IV S.A.	Ownership	100.000	Allianz SE	NO	
							Parc Eolien de Pliboux SAS	.FRA	NIA	Allianz Renewable Energy Partners Luxembourg VI S.A.	Ownership	100.000	Allianz SE	NO	
							Parc Eolien de Remigny SAS	.FRA	NIA	Allianz Renewable Energy Partners Luxembourg IV S.A.	Ownership	100.000	Allianz SE	NO	
							Parc Eolien des Barbes d'Or SAS	.FRA	NIA	Allianz Renewable Energy Partners Luxembourg II S.A.	Ownership	100.000	Allianz SE	NO	
							Parc Eolien des Joyeuses SAS	.FRA	NIA	Allianz Renewable Energy Partners Luxembourg II S.A.	Ownership	100.000	Allianz SE	NO	
							Parc Eolien des Mistandines SAS	.FRA	NIA	Allianz Renewable Energy Partners Luxembourg IV S.A.	Ownership	100.000	Allianz SE	NO	
							Parc Eolien des Quatre Buissons SAS	.FRA	NIA	Allianz Renewable Energy Partners Luxembourg IV S.A.	Ownership	100.000	Allianz SE	NO	
							Parc Eolien du Bois Guillaume SAS	.FRA	NIA	Allianz Renewable Energy Partners Luxembourg II S.A.	Ownership	100.000	Allianz SE	NO	
							Parc Eolien Les Treize SAS	.FRA	NIA	Allianz Renewable Energy Partners Luxembourg IV S.A.	Ownership	100.000	Allianz SE	NO	
							PCCP Credit X (PF) LP	.US	NIA	AZL-Argos 83 Vermögensverwaltungsgesellschaft mbH	Ownership	28.943	Allianz SE	NO	
							PCCP Credit X (PF) LP	.US	NIA	APKV-Argos 84 Vermögensverwaltungsgesellschaft mbH	Ownership	2.752	Allianz SE	NO	
							PCCP Credit X (PF) LP	.US	NIA	AZV-Argos 87 Vermögensverwaltungsgesellschaft mbH	Ownership	1.000	Allianz SE	NO	
							PCRED CIV LLC	.US	NIA	Pacific Investment Management Company LLC	Ownership	100.000	Allianz SE	NO	
							PCRED II CIV LLC	.US	NIA	Pacific Investment Management Company LLC	Ownership	100.000	Allianz SE	NO	
							PERFECTIS I	.FRA	NIA	Euler Hermes S.A.	Ownership	18.690	Allianz SE	NO	
							PERFECTIS I	.FRA	NIA	Allianz Private Equity GmbH	Ownership	6.227	Allianz SE	NO	
							PERILS AG	.CHE	NIA	Allianz SE	Ownership	10.000	Allianz SE	NO	
							Pet Plan Ltd.	.GBR	IA	Allianz Insurance plc	Ownership	100.000	Allianz SE	NO	
							PHFS Residential Opportunities Offshore Fund L.P.	.CYM	NIA	PIMCO GP XXXVI LLC	Ownership	100.000	Allianz SE	NO	
							Piaf Bidco B.V.	.NLD	NIA	Allianz Infrastructure Luxembourg II S.à r.l.	Ownership	23.910	Allianz SE	NO	
							Pie Insurance Holdings Inc.	.US	NIA	Allianz Strategic Investments S.à r.l.	Ownership	10.540	Allianz SE	NO	

ANNUAL STATEMENT FOR THE YEAR 2021 OF THE The American Insurance Company

SCHEDULE Y
PART 1A - DETAIL OF INSURANCE HOLDING COMPANY SYSTEM

1	2	3	4	5	6	7	8	9	10	11	12	13	14	15	16
Group Code	Group Name	NAIC Company Code	ID Number	Federal RSSD	CIK	Name of Securities Exchange if Publicly Traded (U.S. or International)	Names of Parent, Subsidiaries Or Affiliates	Domi-ciliary Location	Relation-ship to Reporting Entity	Directly Controlled by (Name of Entity/Person)	Type of Control (Ownership, Board, Management, Attorney-in-Fact, Influence, Other)	If Control is Ownership Provide Percentage	Ultimate Controlling Entity(ies)/Person(s)	Is an SCA Filing Re-quired? (Yes/No)	*
							PIMCO BRAVO Fund IV Lux Feeder SCSp	LUX	NIA	AZL-Argos 83 Vermögensverwaltungsgesellschaft mbH	Ownership	11.155	Allianz SE	NO	
							PIMCO BRAVO Fund IV Lux Feeder SCSp	LUX	NIA	APKV-Argos 84 Vermögensverwaltungsgesellschaft mbH	Ownership	1.379	Allianz SE	NO	
							PIMCO BRAVO Fund IV Lux Feeder SCSp	LUX	NIA	AZ-Argos Vermögensverwaltungsgesellschaft mbH	Ownership	0.987	Allianz SE	NO	
							PIMCO BRAVO III Offshore GP L.P.	CYM	NIA	PIMCO BRAVO III Offshore GP Ltd.	Ownership	100.000	Allianz SE	NO	
							PIMCO BRAVO III Offshore GP Ltd.	CYM	NIA	BRAVO III CIV LLC	Ownership	100.000	Allianz SE	NO	
							PIMCO BRAVO IV Offshore GP Ltd.	CYM	NIA	Pacific Investment Management Company LLC	Ownership	100.000	Allianz SE	NO	
							PIMCO Cayman Japan CorePLUS Strategy Segregated Portfolio	CYM	NIA	AZ-Argos Vermögensverwaltungsgesellschaft mbH	Ownership	22.830	Allianz SE	NO	
							PIMCO Climate Bond Fund	US	NIA	Allianz Lebensversicherungs-Aktiengesellschaft	Ownership	16.690	Allianz SE	NO	
							PIMCO Climate Bond Fund	US	NIA	Allianz IARD S.A.	Ownership	12.447	Allianz SE	NO	
							PIMCO Climate Bond Fund	US	NIA	Allianz Versicherungs-Aktiengesellschaft	Ownership	5.560	Allianz SE	NO	
							PIMCO Climate Bond Fund	US	NIA	Euler Hermes Reinsurance AG	Ownership	4.580	Allianz SE	NO	
							PIMCO Climate Bond Fund	US	NIA	Euler Hermes S.A.	Ownership	4.566	Allianz SE	NO	
							PIMCO Climate Bond Fund	US	NIA	Allianz Private Krankenversicherungs-Aktiengesellschaft	Ownership	3.710	Allianz SE	NO	
							PIMCO Climate Bond Fund	US	NIA	AZ-Argos Vermögensverwaltungsgesellschaft mbH	Ownership	1.790	Allianz SE	NO	
							PIMCO Climate Bond Fund	US	NIA	Allianz Fund Investments Inc.	Ownership	24.130	Allianz SE	NO	
							PIMCO Climate Bond Fund (Canada)	CAN	NIA	AZ-Argos Vermögensverwaltungsgesellschaft mbH	Ownership	31.917	Allianz SE	NO	
							PIMCO COF II LLC	US	NIA	Pacific Investment Management Company LLC	Ownership	100.000	Allianz SE	NO	
							PIMCO COF III Offshore GP Ltd.	CYM	NIA	Pacific Investment Management Company LLC	Ownership	100.000	Allianz SE	NO	
							PIMCO Commercial Real Estate Debt Fund II Rated Note Vehicle I L.P.	US	NIA	Pacific Investment Management Company LLC	Ownership	100.000	Allianz SE	NO	
							PIMCO Commercial Real Estate Debt Fund Rated Note Vehicle II L.P.	CYM	NIA	Pacific Investment Management Company LLC	Ownership	100.000	Allianz SE	NO	
							PIMCO Corporate Opportunities Fund II Lux Feeder SCS	LUX	NIA	Allianz Lebensversicherungs-Aktiengesellschaft	Ownership	34.063	Allianz SE	NO	
							PIMCO Corporate Opportunities Fund II Lux Feeder SCS	LUX	NIA	Allianz Vie S.A.	Ownership	11.848	Allianz SE	NO	
							PIMCO Corporate Opportunities Fund II Lux Feeder SCS	LUX	NIA	Allianz Private Krankenversicherungs-Aktiengesellschaft	Ownership	4.937	Allianz SE	NO	
							PIMCO Corporate Opportunities Fund II Lux Feeder SCS	LUX	NIA	Allianz Global Corporate & Specialty SE	Ownership	3.949	Allianz SE	NO	
							PIMCO Corporate Opportunities Fund II Lux Feeder SCS	LUX	NIA	Allianz Versicherungs-Aktiengesellschaft	Ownership	3.456	Allianz SE	NO	
							PIMCO Corporate Opportunities Fund II Lux Feeder SCS	LUX	NIA	Allianz IARD S.A.	Ownership	2.962	Allianz SE	NO	
							PIMCO Corporate Opportunities Fund II Lux Feeder SCS	LUX	NIA	Allianz Versicherungs-Aktiengesellschaft	Ownership	2.468	Allianz SE	NO	
							PIMCO Corporate Opportunities Fund III Lux Feeder SCSp	LUX	NIA	AZL-Argos 83 Vermögensverwaltungsgesellschaft mbH	Ownership	25.017	Allianz SE	NO	
							PIMCO Corporate Opportunities Fund III Lux Feeder SCSp	LUX	NIA	Allianz Special Opportunities Alternative Fund	Ownership	4.230	Allianz SE	NO	
							PIMCO Corporate Opportunities Fund III Lux Feeder SCSp	LUX	NIA	APKV-Argos 84 Vermögensverwaltungsgesellschaft mbH	Ownership	3.083	Allianz SE	NO	
							PIMCO Corporate Opportunities Fund III Lux Feeder SCSp	LUX	NIA	APK-Argos 85 Vermögensverwaltungsgesellschaft mbH	Ownership	1.300	Allianz SE	NO	
							PIMCO Corporate Opportunities Fund III Lux Feeder SCSp	LUX	NIA	AZV-Argos 87 Vermögensverwaltungsgesellschaft mbH	Ownership	1.033	Allianz SE	NO	

ANNUAL STATEMENT FOR THE YEAR 2021 OF THE The American Insurance Company

SCHEDULE Y

PART 1A - DETAIL OF INSURANCE HOLDING COMPANY SYSTEM

1	2	3	4	5	6	7	8	9	10	11	12	13	14	15	16
Group Code	Group Name	NAIC Company Code	ID Number	Federal RSSD	CIK	Name of Securities Exchange if Publicly Traded (U.S. or International)	Names of Parent, Subsidiaries Or Affiliates	Domiciliary Location	Relationship to Reporting Entity	Directly Controlled by (Name of Entity/Person)	Type of Control (Ownership, Board, Management, Attorney-in-Fact, Influence, Other)	If Control is Ownership Provide Percentage	Ultimate Controlling Entity(ies)/Person(s)	Is an SCA Filing Required? (Yes/No)	*
							PIMCO Corporate Opportunities Fund III Lux Feeder SCSp	LUX	NIA	AZV-Argos 82 Vermögensverwaltungsgesellschaft mbH	Ownership	0.933	Allianz SE	NO	
							PIMCO Corporate Opportunities Fund III Lux Feeder SCSp	LUX	NIA	AGCS-Argos 86 Vermögensverwaltungsgesellschaft mbH	Ownership	0.633	Allianz SE	NO	
							PIMCO CRE Opportunities Offshore GP Ltd.	CYM	NIA	Pacific Investment Management Company LLC	Ownership	100.000	Allianz SE	NO	
							PIMCO DISCO Fund III Offshore Feeder LP	CYM	NIA	AZL-Argos 83 Vermögensverwaltungsgesellschaft mbH	Ownership	12.485	Allianz SE	NO	
							PIMCO DISCO Fund III Offshore Feeder LP	CYM	NIA	APKV-Argos 84 Vermögensverwaltungsgesellschaft mbH	Ownership	1.407	Allianz SE	NO	
							PIMCO DISCO Fund III Offshore Feeder LP	CYM	NIA	APK-Argos 85 Vermögensverwaltungsgesellschaft mbH	Ownership	0.591	Allianz SE	NO	
							PIMCO Diversified Multi-Asset Fund (Canada)	CAN	NIA	AZ-Arges Vermögensverwaltungsgesellschaft mbH	Ownership	15.214	Allianz SE	NO	
							PIMCO EM Corporates	LUX	NIA	AZ Euro Investments S.A.	Ownership	100.000	Allianz SE	NO	
							PIMCO ESG Income Fund (Canada)	CAN	NIA	AZ-Arges Vermögensverwaltungsgesellschaft mbH	Ownership	19.656	Allianz SE	NO	
							PIMCO Euro Income Bond Fund	IRL	NIA	Allianz Benelux S.A.	Ownership	7.970	Allianz SE	NO	
							PIMCO Euro Income Bond Fund	IRL	NIA	Allianz Benelux S.A.	Ownership	3.604	Allianz SE	NO	
							PIMCO Euro Income Bond Fund	IRL	NIA	Allianz Benelux S.A.	Ownership	2.647	Allianz SE	NO	
							PIMCO GIS Emerging Markets Bond Fund	IRL	NIA	Allianz Vie S.A.	Ownership	5.135	Allianz SE	NO	
							PIMCO GIS Emerging Markets Bond Fund	IRL	NIA	Allianz Benelux S.A.	Ownership	2.027	Allianz SE	NO	
							PIMCO GIS Emerging Markets Bond Fund	IRL	NIA	Allianz Retraite S.A.	Ownership	1.807	Allianz SE	NO	
							PIMCO GIS Emerging Markets Bond Fund	IRL	NIA	Allianz Benelux S.A.	Ownership	1.737	Allianz SE	NO	
							PIMCO GIS Emerging Markets Bond Fund	IRL	NIA	Allianz Benelux S.A.	Ownership	0.569	Allianz SE	NO	
							PIMCO GIS Emerging Markets Opportunities Fund	IRL	NIA	Allianz Lebensversicherungs-Aktiengesellschaft	Ownership	78.420	Allianz SE	NO	
							PIMCO GIS Euro Credit Fund	IRL	NIA	Allianz Benelux S.A.	Ownership	4.408	Allianz SE	NO	
							PIMCO GIS Euro Credit Fund	IRL	NIA	Allianz Benelux S.A.	Ownership	3.127	Allianz SE	NO	
							PIMCO GIS Euro Credit Fund	IRL	NIA	Allianz Benelux S.A.	Ownership	2.012	Allianz SE	NO	
							PIMCO GIS Euro Credit Fund	IRL	NIA	Beleggingsmaatschappij Willemsbruggen B.V.	Ownership	1.236	Allianz SE	NO	
							PIMCO GIS Income Fund II	IRL	NIA	AZ-Arges Vermögensverwaltungsgesellschaft mbH	Ownership	91.353	Allianz SE	NO	
							PIMCO GP I Canada Corporation	CAN	NIA	PIMCO Canada Corp.	Ownership	100.000	Allianz SE	NO	
							PIMCO GP I LLC	US	NIA	Pacific Investment Management Company LLC	Ownership	100.000	Allianz SE	NO	
							PIMCO GP II S.à r.l.	LUX	NIA	Pacific Investment Management Company LLC	Ownership	100.000	Allianz SE	NO	
							PIMCO GP III LLC	US	NIA	Pacific Investment Management Company LLC	Ownership	100.000	Allianz SE	NO	
							PIMCO GP IV S.à r.l.	LUX	NIA	Pacific Investment Management Company LLC	Ownership	100.000	Allianz SE	NO	
							PIMCO GP IX LLC	US	NIA	Pacific Investment Management Company LLC	Ownership	100.000	Allianz SE	NO	
							PIMCO GP L LLC	US	NIA	Pacific Investment Management Company LLC	Ownership	100.000	Allianz SE	NO	
							PIMCO GP LI LLC	US	NIA	Pacific Investment Management Company LLC	Ownership	100.000	Allianz SE	NO	
							PIMCO GP S.à r.l.	LUX	NIA	Pacific Investment Management Company LLC	Ownership	100.000	Allianz SE	NO	
							PIMCO GP V LLC	US	NIA	Pacific Investment Management Company LLC	Ownership	100.000	Allianz SE	NO	
							PIMCO GP V S.à r.l.	LUX	NIA	Pacific Investment Management Company LLC	Ownership	100.000	Allianz SE	NO	
							PIMCO GP VII LLC	US	NIA	Pacific Investment Management Company LLC	Ownership	100.000	Allianz SE	NO	
							PIMCO GP X LLC	US	NIA	Pacific Investment Management Company LLC	Ownership	100.000	Allianz SE	NO	
							PIMCO GP XI LLC	US	NIA	Pacific Investment Management Company LLC	Ownership	100.000	Allianz SE	NO	
							PIMCO GP XII LLC	US	NIA	Pacific Investment Management Company LLC	Ownership	100.000	Allianz SE	NO	
							PIMCO GP XIII LLC	US	NIA	Pacific Investment Management Company LLC	Ownership	100.000	Allianz SE	NO	
							PIMCO GP XIV LLC	US	NIA	Pacific Investment Management Company LLC	Ownership	100.000	Allianz SE	NO	
							PIMCO GP XIX LLC	US	NIA	Pacific Investment Management Company LLC	Ownership	100.000	Allianz SE	NO	
							PIMCO GP XL LLC	US	NIA	Pacific Investment Management Company LLC	Ownership	100.000	Allianz SE	NO	
							PIMCO GP XLI LLC	US	NIA	Pacific Investment Management Company LLC	Ownership	100.000	Allianz SE	NO	
							PIMCO GP XLIV LLC	US	NIA	Pacific Investment Management Company LLC	Ownership	100.000	Allianz SE	NO	

97 64

ANNUAL STATEMENT FOR THE YEAR 2021 OF THE The American Insurance Company

SCHEDULE Y

PART 1A - DETAIL OF INSURANCE HOLDING COMPANY SYSTEM

1	2	3	4	5	6	7	8	9	10	11	12	13	14	15	16
Group Code	Group Name	NAIC Company Code	ID Number	Federal RSSD	CIK	Name of Securities Exchange if Publicly Traded (U.S. or International)	Names of Parent, Subsidiaries Or Affiliates	Domiciliary Location	Relationship to Reporting Entity	Directly Controlled by (Name of Entity/Person)	Type of Control (Ownership, Board, Management, Attorney-in-Fact, Influence, Other)	If Control is Ownership Provide Percentage	Ultimate Controlling Entity(ies)/Person(s)	Is an SCA Filing Required? (Yes/No)	*
							PIMCO GP XLIX LLC	US	NIA	Pacific Investment Management Company LLC	Ownership	100.000	Allianz SE	NO	
							PIMCO GP XLV LLC	US	NIA	Pacific Investment Management Company LLC	Ownership	100.000	Allianz SE	NO	
							PIMCO GP XLVI LLC	US	NIA	Pacific Investment Management Company LLC	Ownership	100.000	Allianz SE	NO	
							PIMCO GP XLVII LLC	US	NIA	Pacific Investment Management Company LLC	Ownership	100.000	Allianz SE	NO	
							PIMCO GP XLVIII LLC	US	NIA	Pacific Investment Management Company LLC	Ownership	100.000	Allianz SE	NO	
							PIMCO GP XV LLC	US	NIA	Pacific Investment Management Company LLC	Ownership	100.000	Allianz SE	NO	
							PIMCO GP XVI LLC	US	NIA	Pacific Investment Management Company LLC	Ownership	100.000	Allianz SE	NO	
							PIMCO GP XVII LLC	US	NIA	Pacific Investment Management Company LLC	Ownership	100.000	Allianz SE	NO	
							PIMCO GP XVIII LLC	US	NIA	Pacific Investment Management Company LLC	Ownership	100.000	Allianz SE	NO	
							PIMCO GP XX LLC	US	NIA	Pacific Investment Management Company LLC	Ownership	100.000	Allianz SE	NO	
							PIMCO GP XXI-C LLC	US	NIA	Pacific Investment Management Company LLC	Ownership	100.000	Allianz SE	NO	
							PIMCO GP XXI LLC	US	NIA	Pacific Investment Management Company LLC	Ownership	100.000	Allianz SE	NO	
							PIMCO GP XXIII Ltd	CYM	NIA	Pacific Investment Management Company LLC	Ownership	100.000	Allianz SE	NO	
							PIMCO GP XXIV LLC	US	NIA	Pacific Investment Management Company LLC	Ownership	100.000	Allianz SE	NO	
							PIMCO GP XXIX LLC	US	NIA	Pacific Investment Management Company LLC	Ownership	100.000	Allianz SE	NO	
							PIMCO GP XXV LLC	US	NIA	Pacific Investment Management Company LLC	Ownership	100.000	Allianz SE	NO	
							PIMCO GP XXVI LLC	US	NIA	Pacific Investment Management Company LLC	Ownership	100.000	Allianz SE	NO	
							PIMCO GP XXVII LLC	US	NIA	Pacific Investment Management Company LLC	Ownership	100.000	Allianz SE	NO	
							PIMCO GP XXVIII LLC	US	NIA	Pacific Investment Management Company LLC	Ownership	100.000	Allianz SE	NO	
							PIMCO GP XXX LLC	US	NIA	Pacific Investment Management Company LLC	Ownership	100.000	Allianz SE	NO	
							PIMCO GP XXXI LLC	US	NIA	Pacific Investment Management Company LLC	Ownership	100.000	Allianz SE	NO	
							PIMCO GP XXXII LLC	US	NIA	Pacific Investment Management Company LLC	Ownership	100.000	Allianz SE	NO	
							PIMCO GP XXXIII LLC	US	NIA	Pacific Investment Management Company LLC	Ownership	100.000	Allianz SE	NO	
							PIMCO GP XXXIV LLC	US	NIA	Pacific Investment Management Company LLC	Ownership	100.000	Allianz SE	NO	
							PIMCO GP XXXIX LLC	US	NIA	Pacific Investment Management Company LLC	Ownership	100.000	Allianz SE	NO	
							PIMCO GP XXXV LLC	US	NIA	Pacific Investment Management Company LLC	Ownership	100.000	Allianz SE	NO	
							PIMCO GP XXXVI LLC	US	NIA	Pacific Investment Management Company LLC	Ownership	100.000	Allianz SE	NO	
							PIMCO GP XXXVII LLC	US	NIA	Pacific Investment Management Company LLC	Ownership	100.000	Allianz SE	NO	
							PIMCO GP XXXVIII LLC	US	NIA	Pacific Investment Management Company LLC	Ownership	100.000	Allianz SE	NO	
							PIMCO ILS Fund SP I	CYM	NIA	AZ-Arges Vermögensverwaltungsgesellschaft mbH	Ownership	19.200	Allianz SE	NO	
							PIMCO ILS Fund SP II	CYM	NIA	AZ-Arges Vermögensverwaltungsgesellschaft mbH	Ownership	10.060	Allianz SE	NO	
							PIMCO Municipal Income Opportunities Active ETF	US	NIA	Allianz Fund Investments Inc.	Ownership	11.900	Allianz SE	NO	
							PIMCO Private Income Fund Onshore Feeder II LLC	US	NIA	Allianz Life Insurance Company of North America	Ownership	10.000	Allianz SE	NO	
							PIMCO Quantitative Alpha Strategy Onshore Fund LP	US	NIA	Allianz Asset Management of America L.P.	Ownership	95.495	Allianz SE	NO	
							PIMCO Quantitative Alpha Strategy Onshore Fund LP	US	NIA	Allianz Asset Management of America LLC	Ownership	1.998	Allianz SE	NO	
							PIMCO RAFI ESG U.S. ETF	US	NIA	Allianz Fund Investments Inc.	Ownership	14.630	Allianz SE	NO	
							PIMCO REALPATH Blend 2060 Fund	US	NIA	Allianz Fund Investments Inc.	Ownership	23.840	Allianz SE	NO	
							PIMCO REIT Management LLC	US	NIA	Pacific Investment Management Company LLC	Ownership	100.000	Allianz SE	NO	
							PIMCO StocksPLUS AR Fund	IRL	NIA	AZ-Arges Vermögensverwaltungsgesellschaft mbH	Ownership	83.558	Allianz SE	NO	
							Pinatton France	FRA	IA	Generation Vie S.A.	Ownership	11.647	Allianz SE	NO	
							Pinatton France	FRA	IA	Allianz Vie S.A.	Ownership	4.184	Allianz SE	NO	
							PM Coinvest LP	US	NIA	Allianz Leben Private Equity Fonds 2001 GmbH	Ownership	20.015	Allianz SE	NO	
							PM Coinvest LP	US	NIA	Seine GmbH	Ownership	2.883	Allianz SE	NO	
							PM Coinvest LP	US	NIA	APKV Private Equity Fonds GmbH	Ownership	1.979	Allianz SE	NO	
							PNC LIHTC Fund 70 LLC	US	NIA	Allianz Life Insurance Company of North America	Ownership	15.000	Allianz SE	NO	

97.65

ANNUAL STATEMENT FOR THE YEAR 2021 OF THE The American Insurance Company

SCHEDULE Y
PART 1A - DETAIL OF INSURANCE HOLDING COMPANY SYSTEM

1	2	3	4	5	6	7	8	9	10	11	12	13	14	15	16
Group Code	Group Name	NAIC Company Code	ID Number	Federal RSSD	CIK	Name of Securities Exchange if Publicly Traded (U.S. or International)	Names of Parent, Subsidiaries Or Affiliates	Domiciliary Location	Relationship to Reporting Entity	Directly Controlled by (Name of Entity/Person)	Type of Control (Ownership, Board, Management, Attorney-in-Fact, Influence, Other)	If Control is Ownership Provide Percentage	Ultimate Controlling Entity(ies)/Person(s)	Is an SCA Filing Required? (Yes/No)	*
							PNC Real Estate Tax Credit Capital Institutional Fund 58 LLC	US	NIA	Allianz Life Insurance Company of North America	Ownership	20.000	Allianz SE	NO	
							PNE WIND Infrastruktur Calau II GmbH	DEU	NIA	Windpark Calau GmbH & Co. KG	Ownership	50.000	Allianz SE	NO	
							PNE WIND Park III GmbH & Co. KG	DEU	NIA	Windpark Calau GmbH & Co. KG	Ownership	50.000	Allianz SE	NO	
							POD Allianz Bulgaria AD	BGR	NIA	Allianz Bulgaria Holding AD	Ownership	65.901	Allianz SE	NO	
							Podium Fund HY REIT Owner LP	US	NIA	Allianz HY Investor LP	Ownership	44.310	Allianz SE	NO	
							Pool-ul de Asigurare Impotriva Dezastrelor Naturale SA	ROU	IA	Gothaer Asigurari Reasigurari S.A.	Ownership	15.000	Allianz SE	NO	
							Porowneo.pl Sp. z o.o.	POL	NIA	Kroknet S.à r.l.	Ownership	100.000	Allianz SE	NO	
							Porterbrook Holdings I Limited	GBR	NIA	Allianz Infrastructure Holding I Pte. Ltd.	Ownership	30.000	Allianz SE	NO	
							Portima SCRL	BEL	NIA	Allianz Benelux S.A.	Ownership	10.918	Allianz SE	NO	
							Praise Creator Limited	HKG	NIA	Allianz Finance VII Luxembourg S.A.	Ownership	16.430	Allianz SE	NO	
							Previdustria - Fiduciaria Previdenza Imprenditori S.p.A.	ITA	NIA	Allianz S.p.A.	Ownership	50.000	Allianz SE	NO	
							Primacy Underwriting Management Limited	NZL	IA	Allianz Australia Insurance Limited	Ownership	100.000	Allianz SE	NO	
							Primacy Underwriting Management Pty Ltd.	AUS	IA	Allianz Australia Insurance Limited	Ownership	100.000	Allianz SE	NO	
							Primavera Actions SPPICAV	FRA	NIA	Allianz IARD S.A.	Ownership	20.275	Allianz SE	NO	
							Prime Space Limited	HKG	NIA	Allianz Finance VII Luxembourg S.A.	Ownership	16.430	Allianz SE	NO	
							Projekt Hirschgarten MK8 GmbH & Co. KG	DEU	NIA	Allianz Hirschgarten GmbH & Co. KG	Ownership	94.900	Allianz SE	NO	
							Prologis European Logistics Fund FCP-FIS	LUX	NIA	Allianz Lebensversicherungs-Aktiengesellschaft	Ownership	8.318	Allianz SE	NO	
							Prologis European Logistics Fund FCP-FIS	LUX	NIA	Allianz Versicherungs-Aktiengesellschaft	Ownership	1.395	Allianz SE	NO	
							Prologis European Logistics Fund FCP-FIS	LUX	NIA	Allianz Private Krankenversicherungs-Aktiengesellschaft	Ownership	1.024	Allianz SE	NO	
							Prologis European Logistics Fund FCP-FIS	LUX	NIA	Allianz Pensjonskasse Aktiengesellschaft	Ownership	0.993	Allianz SE	NO	
							Prologis European Logistics Fund FCP-FIS	LUX	NIA	SCI Via Pierre 1	Ownership	0.605	Allianz SE	NO	
							Promultitrawaux SAS	FRA	NIA	Multiasistance S.A.	Ownership	100.000	Allianz SE	NO	
							Protected Equity 1, o.p.f., IAD Investments, správ. spol., a.s.	SVK	NIA	Allianz-Slovenská poisťovna a.s.	Ownership	45.904	Allianz SE	NO	
							Protected Equity 2, o.p.f., IAD Investments, správ. spol., a.s.	SVK	NIA	Allianz-Slovenská poisťovna a.s.	Ownership	40.593	Allianz SE	NO	
							Protektor Lebensversicherungs-AG	DEU	IA	Allianz Lebensversicherungs-Aktiengesellschaft	Ownership	10.000	Allianz SE	NO	
							Protexia France S.A.	FRA	IA	Allianz IARD S.A.	Ownership	99.999	Allianz SE	NO	
							PSS Allianz Protect 85 I	LUX	NIA	Allianz IARD S.A.	Ownership	57.550	Allianz SE	NO	
							PSS Allianz Protect 85 I	LUX	NIA	Allianz Vie S.A.	Ownership	42.360	Allianz SE	NO	
							PT Asuransi Allianz Life Indonesia	IDN	IA	Allianz of Asia-Pacific and Africa GmbH	Ownership	99.760	Allianz SE	NO	
			AA-5360125				PT Asuransi Allianz Utama Indonesia	IDN	IA	Allianz of Asia-Pacific and Africa GmbH	Ownership	97.751	Allianz SE	NO	
							PT Blue Dot Services	IDN	NIA	Allianz Partners S.A.S.	Ownership	99.600	Allianz SE	NO	
							PTE Allianz Polska S.A.	POL	NIA	TUIR Allianz Polska S.A.	Ownership	64.977	Allianz SE	NO	
							PTE Allianz Polska S.A.	POL	NIA	Allianz SE	Ownership	35.023	Allianz SE	NO	
							Purpose Financial LP	CAN	NIA	Allianz SI PF Holding Corp.	Ownership	10.760	Allianz SE	NO	
							Purpose GP Inc.	CAN	NIA	Allianz SI PF Holding Corp.	Ownership	15.870	Allianz SE	NO	
							Q 207 GP S.à r.l.	LUX	NIA	Allianz Lebensversicherungs-Aktiengesellschaft	Ownership	100.000	Allianz SE	NO	
							Q207 S.C.S.	LUX	NIA	Allianz Lebensversicherungs-Aktiengesellschaft	Ownership	44.600	Allianz SE	NO	
							Q207 S.C.S.	LUX	NIA	Allianz Private Krankenversicherungs-Aktiengesellschaft	Ownership	13.000	Allianz SE	NO	
							Q207 S.C.S.	LUX	NIA	Allianz Versicherungs-Aktiengesellschaft	Ownership	10.000	Allianz SE	NO	
							Q207 S.C.S.	LUX	NIA	Allianz Global Corporate & Specialty SE	Ownership	10.000	Allianz SE	NO	
							Q207 S.C.S.	LUX	NIA	Allianz Versicherungs-Aktiengesellschaft	Ownership	10.000	Allianz SE	NO	
							Q207 S.C.S.	LUX	NIA	Allianz Pensjonskasse Aktiengesellschaft	Ownership	6.000	Allianz SE	NO	

ANNUAL STATEMENT FOR THE YEAR 2021 OF THE The American Insurance Company

SCHEDULE Y

PART 1A - DETAIL OF INSURANCE HOLDING COMPANY SYSTEM

1	2	3	4	5	6	7	8	9	10	11	12	13	14	15	16
Group Code	Group Name	NAIC Company Code	ID Number	Federal RSSD	CIK	Name of Securities Exchange if Publicly Traded (U.S. or International)	Names of Parent, Subsidiaries Or Affiliates	Domi-ciliary Location	Relation-ship to Reporting Entity	Directly Controlled by (Name of Entity/Person)	Type of Control (Ownership, Board, Management, Attorney-in-Fact, Influence, Other)	If Control is Ownership Provide Percentage	Ultimate Controlling Entity(ies)/Person(s)	Is an SCA Filing Re-quired? (Yes/No)	*
							Quadgas Holdings Topco Limited	JEY	NIA	Allianz Infrastructure Holding 1 Pte. Ltd.	Ownership	12.961	Allianz SE	NO	
							Quality1 AG	CHE	IA	Allianz Suisse Versicherungs-Gesellschaft AG	Ownership	100.000	Allianz SE	NO	
							Queenspoint S.L.	ESP	NIA	Allianz Infrastructure Spain Holdco I S.a r.l.	Ownership	50.000	Allianz SE	NO	
							R4 Housing Partners IV LP	US	NIA	Allianz Life Insurance Company of North America	Ownership	12.500	Allianz SE	NO	
							R4 Housing Partners VI LP	US	NIA	Allianz Life Insurance Company of North America	Ownership	17.700	Allianz SE	NO	
							R4 Housing Partners XIV LP	US	NIA	Allianz Life Insurance Company of North America	Ownership	14.000	Allianz SE	NO	
							R4 Housing Partners XV LP	US	NIA	Allianz Life Insurance Company of North America	Ownership	20.700	Allianz SE	NO	
							R4 Housing Partners XVII LP	US	NIA	Allianz Life Insurance Company of North America	Ownership	23.080	Allianz SE	NO	
							Radford's Run Wind Farm LLC	US	NIA	Allianz Renewable Energy Partners of America LLC	Ownership	29.040	Allianz SE	NO	
							RAH Corporate Partners Fund 55 LLC	US	NIA	Allianz Life Insurance Company of North America	Ownership	29.000	Allianz SE	NO	
							Range Investor Holdings LLC	US	NIA	Allianz Leben Private Equity Fonds 2001 GmbH	Ownership	8.540	Allianz SE	NO	
							Range Investor Holdings LLC	US	NIA	APKV Private Equity Fonds GmbH	Ownership	1.460	Allianz SE	NO	
							RAS Antares	ITA	NIA	Allianz S.p.A.	Ownership	92.500	Allianz SE	NO	
							RAS Antares	ITA	NIA	Allianz Direct S.p.A.	Ownership	7.500	Allianz SE	NO	
							Raymond James Tax Credit Fund 42 LLC	US	NIA	Allianz Life Insurance Company of North America	Ownership	10.000	Allianz SE	NO	
							RB Fiduciaria S.p.A.	ITA	NIA	Allianz Bank Financial Advisors S.p.A.	Ownership	100.000	Allianz SE	NO	
							RC V RW Investor-B LLC	US	NIA	Allianz Leben Private Equity Fonds 2001 GmbH	Ownership	11.835	Allianz SE	NO	
							RE-AA SA	CIV	IA	Allianz Africa SAS	Ownership	100.000	Allianz SE	NO	
							Real Faubourg Haussmann SAS	FRA	NIA	Allianz Lebensversicherungs-Aktiengesellschaft	Ownership	100.000	Allianz SE	NO	
							Real FR Haussmann SAS	FRA	NIA	Allianz Lebensversicherungs-Aktiengesellschaft	Ownership	90.000	Allianz SE	NO	
							Real FR Haussmann SAS	FRA	NIA	Allianz Private Krankenversicherungs-Aktiengesellschaft	Ownership	10.000	Allianz SE	NO	
							REC Frankfurt Objekt GmbH & Co. KG	DEU	NIA	Allianz Lebensversicherungs-Aktiengesellschaft	Ownership	59.200	Allianz SE	NO	
							REC Frankfurt Objekt GmbH & Co. KG	DEU	NIA	Allianz Private Krankenversicherungs-Aktiengesellschaft	Ownership	9.600	Allianz SE	NO	
							REC Frankfurt Objekt GmbH & Co. KG	DEU	NIA	Allianz Versicherungs-Aktiengesellschaft	Ownership	8.000	Allianz SE	NO	
							REC Frankfurt Objekt GmbH & Co. KG	DEU	NIA	Allianz Pensionskasse Aktiengesellschaft	Ownership	3.200	Allianz SE	NO	
							REC Frankfurt zweite Objektverwaltungsgesellschaft mbH	DEU	NIA	Allianz Lebensversicherungs-Aktiengesellschaft	Ownership	60.000	Allianz SE	NO	
							Red Dirt Wind Project LLC	US	NIA	Allianz Renewable Energy Partners of America LLC	Ownership	34.000	Allianz SE	NO	
							Red Stone Equity 2019 National Fund LP	US	NIA	Allianz Life Insurance Company of North America	Ownership	14.000	Allianz SE	NO	
							Red Stone Equity Fund 84 LP	US	NIA	Allianz Life Insurance Company of North America	Ownership	17.000	Allianz SE	NO	
							Redoma 2 S.A.	LUX	NIA	Allianz Lebensversicherungs-Aktiengesellschaft	Ownership	85.000	Allianz SE	NO	
							Redoma 2 S.A.	LUX	NIA	Allianz Versicherungs-Aktiengesellschaft	Ownership	8.700	Allianz SE	NO	

ANNUAL STATEMENT FOR THE YEAR 2021 OF THE The American Insurance Company

SCHEDULE Y

PART 1A - DETAIL OF INSURANCE HOLDING COMPANY SYSTEM

1	2	3	4	5	6	7	8	9	10	11	12	13	14	15	16
Group Code	Group Name	NAIC Company Code	ID Number	Federal RSSD	CIK	Name of Securities Exchange if Publicly Traded (U.S. or International)	Names of Parent, Subsidiaries Or Affiliates	Domiciliary Location	Relationship to Reporting Entity	Directly Controlled by (Name of Entity/Person)	Type of Control (Ownership, Board, Management, Attorney-in-Fact, Influence, Other)	If Control is Ownership Provide Percentage	Ultimate Controlling Entity(ies)/Person(s)	Is an SCA Filing Required? (Yes/No)	*
							Redoma 2 S.A.	LUX	NIA	Allianz Versicherungs-Aktiengesellschaft	Ownership	6.300	Allianz SE	NO	
							Redoma S.à r.l.	LUX	NIA	Allianz Lebensversicherungs-Aktiengesellschaft	Ownership	85.000	Allianz SE	NO	
							Redoma S.à r.l.	LUX	NIA	Allianz Versicherungs-Aktiengesellschaft	Ownership	15.000	Allianz SE	NO	
							Redwood Japan Logistics Fund II LP	SGP	NIA	Allianz Fund Investments 2 S.A. (Compartment)	Ownership	26.050	Allianz SE	NO	
							Redwood Japan Logistics Fund II LP	SGP	NIA	SAS Allianz Logistique	Ownership	6.120	Allianz SE	NO	
							RehaCare GmbH	DEU	IA	Allianz Partners Deutschland GmbH	Ownership	100.000	Allianz SE	NO	
							Reksa Dana Batavia College Bond Fund	IDN	NIA	PT Asuransi Allianz Life Indonesia	Ownership	100.000	Allianz SE	NO	
							Reksa Dana Batavia Obligasi Sukses 1	IDN	NIA	PT Asuransi Allianz Life Indonesia	Ownership	100.000	Allianz SE	NO	
							Reksa Dana Batavia Pendapatan Tetap Sukses Syariah	IDN	NIA	PT Asuransi Allianz Life Indonesia	Ownership	100.000	Allianz SE	NO	
							Reksa Dana Batavia Pendapatan Tetap Sukses Syariah 2	IDN	NIA	PT Asuransi Allianz Life Indonesia	Ownership	100.000	Allianz SE	NO	
							Reksa Dana Danareksa Melati Pendapatan Tetap II	IDN	NIA	PT Asuransi Allianz Life Indonesia	Ownership	100.000	Allianz SE	NO	
							Reksa Dana Mandiri Investa Dana Pendapatan Optimal	IDN	NIA	PT Asuransi Allianz Life Indonesia	Ownership	100.000	Allianz SE	NO	
							Reksa Dana Optima Pendapatan Abadi	IDN	NIA	PT Asuransi Allianz Life Indonesia	Ownership	100.000	Allianz SE	NO	
							Reksa Dana Schroder IDR Bond Fund II	IDN	NIA	PT Asuransi Allianz Life Indonesia	Ownership	100.000	Allianz SE	NO	
							Residence CYL S.p.A.	ITA	NIA	Allianz S.p.A.	Ownership	33.333	Allianz SE	NO	
							Rivage Richelieu 1 FCP	FRA	NIA	Allianz IARD S.A.	Ownership	40.000	Allianz SE	NO	
							Rivage Richelieu 1 FCP	FRA	NIA	Allianz Vie S.A.	Ownership	38.000	Allianz SE	NO	
							Rivage Richelieu 1 FCP	FRA	NIA	Allianz Retraite S.A.	Ownership	22.000	Allianz SE	NO	
							RMI Stratégie Modérée C	FRA	NIA	Allianz Vie S.A.	Ownership	11.355	Allianz SE	NO	
							RMPA Holdings Limited	GBR	NIA	Corn Investment Ltd.	Ownership	56.000	Allianz SE	NO	
							Roadrunner 2021 L.P.	US	NIA	Allianz Leben Private Equity Fonds 2001 GmbH	Ownership	27.032	Allianz SE	NO	
							Roadrunner 2021 L.P.	US	NIA	AZ-SGD Private Equity Fonds GmbH	Ownership	0.504	Allianz SE	NO	
							Robeco QI Emerging Markets Active Equities	LUX	NIA	Allianz Vie S.A.	Ownership	20.440	Allianz SE	NO	
							Rokko Development Praha s.r.o.	CZE	NIA	Allianz Finance IX Luxembourg S.A.	Ownership	54.000	Allianz SE	NO	
							Rokko Development Praha s.r.o.	CZE	NIA	YAO NEIREP Investments S.A.	Ownership	36.000	Allianz SE	NO	
							Rokko Development Praha s.r.o.	CZE	NIA	Allianz pojistovna a.s.	Ownership	10.000	Allianz SE	NO	
							Roland Holding GmbH	DEU	NIA	ACP Vermögensverwaltung GmbH & Co. KG Nr. 4a	Ownership	75.517	Allianz SE	NO	
							SA Carène Assurance	FRA	NIA	Allianz France S.A.	Ownership	99.999	Allianz SE	NO	
							SA Vignobles de Larose	FRA	NIA	Allianz Vie S.A.	Ownership	95.547	Allianz SE	NO	
							SA Vignobles de Larose	FRA	NIA	Allianz IARD S.A.	Ownership	4.450	Allianz SE	NO	
							Saarenkylä Tuulipuisto Oy	FIN	NIA	Allianz Renewable Energy Partners Luxembourg VI S.A.	Ownership	100.000	Allianz SE	NO	
							Safim Factor S.p.A.	ITA	NIA	Euler Hermes S.A.	Ownership	10.155	Allianz SE	NO	
							Saint-Barth Assurances S.à r.l.	FRA	NIA	Allianz France S.A.	Ownership	32.977	Allianz SE	NO	
							Sana Kliniken AG	DEU	NIA	Allianz Private Krankenversicherungs-Aktiengesellschaft	Ownership	14.457	Allianz SE	NO	
							Santander Aviva TU na Zycie S.A.	POL	IA	Allianz Holding eins GmbH	Ownership	51.000	Allianz SE	NO	
							Santander Aviva TU S.A.	POL	IA	Allianz Holding eins GmbH	Ownership	51.000	Allianz SE	NO	
							Santis Umbrella Fund	CHE	NIA	Euler Hermes Reinsurance AG	Ownership	100.000	Allianz SE	NO	
							SAS 20 Pompidou	FRA	NIA	Allianz France Investissement OPCI	Ownership	100.000	Allianz SE	NO	
							SAS Allianz Etoile	FRA	NIA	OPCI Allianz France Angel	Ownership	100.000	Allianz SE	NO	
							SAS Allianz Forum Seine	FRA	NIA	Allianz France Real Estate Invest SPPICAV	Ownership	100.000	Allianz SE	NO	
							SAS Allianz Logistique	FRA	NIA	Allianz Vie S.A.	Ownership	100.000	Allianz SE	NO	
							SAS Allianz Platine	FRA	NIA	Allianz France Real Estate Invest SPPICAV	Ownership	100.000	Allianz SE	NO	
							SAS Allianz Prony	FRA	NIA	Allianz Retraite S.A.	Ownership	60.526	Allianz SE	NO	
							SAS Allianz Prony	FRA	NIA	Allianz Vie S.A.	Ownership	39.474	Allianz SE	NO	

ANNUAL STATEMENT FOR THE YEAR 2021 OF THE The American Insurance Company

SCHEDULE Y

PART 1A - DETAIL OF INSURANCE HOLDING COMPANY SYSTEM

1	2	3	4	5	6	7	8	9	10	11	12	13	14	15	16
Group Code	Group Name	NAIC Company Code	ID Number	Federal RSSD	CIK	Name of Securities Exchange if Publicly Traded (U.S. or International)	Names of Parent, Subsidiaries Or Affiliates	Domi-ciliary Location	Relation-ship to Reporting Entity	Directly Controlled by (Name of Entity/Person)	Type of Control (Ownership, Board, Management, Attorney-in-Fact, Influence, Other)	If Control is Ownership Provide Percentage	Ultimate Controlling Entity(ies)/Person(s)	Is an SCA Filing Re-quired? (Yes/No)	*
							SAS Allianz Rivoli	.FRA	NIA	Allianz France Real Estate Invest SPPICAV	Ownership	100.000	Allianz SE	NO	
							SAS Allianz Serbie	.FRA	NIA	Allianz France Real Estate Invest SPPICAV	Ownership	100.000	Allianz SE	NO	
							SAS Alta Gramont	.FRA	NIA	SAS Allianz Platine	Ownership	49.000	Allianz SE	NO	
							SAS Angel Shopping Centre	.FRA	NIA	SAS Allianz Serbie	Ownership	54.000	Allianz SE	NO	
							SAS Angel Shopping Centre	.FRA	NIA	SAS Allianz Etoile	Ownership	46.000	Allianz SE	NO	
							SAS Chaponnay Mérieux Logistics	.FRA	NIA	Real Faubourg Haussmann SAS	Ownership	80.100	Allianz SE	NO	
							SAS Chaponnay Mérieux Logistics	.FRA	NIA	SAS Allianz Logistique	Ownership	19.900	Allianz SE	NO	
							SAS Madeleine Opéra	.FRA	NIA	Allianz Vie S.A.	Ownership	77.935	Allianz SE	NO	
							SAS Madeleine Opéra	.FRA	NIA	Allianz IARD S.A.	Ownership	22.065	Allianz SE	NO	
							SAS Passage des princes	.FRA	NIA	Allianz Retraite S.A.	Ownership	74.054	Allianz SE	NO	
							SAS Passage des princes	.FRA	NIA	Allianz Vie S.A.	Ownership	25.946	Allianz SE	NO	
							SAS Société d'Exploitation du Parc Eolien d'Aussac Vadalle	.FRA	NIA	Allianz Renewable Energy Partners Luxembourg IV S.A.	Ownership	100.000	Allianz SE	NO	
							SAS Société d'Exploitation du Parc Eolien de Nélausa	.FRA	NIA	Allianz Renewable Energy Partners Luxembourg IV S.A.	Ownership	100.000	Allianz SE	NO	
							Sätttravallen Wind Power AB	.SWE	NIA	Luxembourg IV S.A.	Ownership	100.000	Allianz SE	NO	
							Saudi NEXTCARE LLC	.SAU	NIA	NEXTCARE Lebanon SAL	Ownership	52.000	Allianz SE	NO	
							Saudi NEXTCARE LLC	.SAU	NIA	Allianz Saudi Fransi Cooperative Insurance Company	Ownership	16.000	Allianz SE	NO	
							SBI Bond Investment Management Co. Ltd.	.JPN	NIA	PIMCO Asia Ltd.	Ownership	10.000	Allianz SE	NO	
							SC Holding SAS	.FRA	NIA	Allianz France S.A.	Ownership	50.000	Allianz SE	NO	
							SC Tour Michelet	.FRA	NIA	Allianz IARD S.A.	Ownership	100.000	Allianz SE	NO	
							Scape Australia (Vulture) Trust	.AUS	NIA	Allianz Real Estate Trust III (1) Sub-trust (1)	Ownership	35.833	Allianz SE	NO	
							Scape Australia Holding Trust	.AUS	NIA	Allianz Real Estate Trust III (1) Sub-trust (1)	Ownership	35.833	Allianz SE	NO	
							Scape Investment Operating Company No. 2 Pty Ltd.	.AUS	NIA	Allianz Real Estate Trust II (2)	Ownership	50.000	Allianz SE	NO	
							Scape Investment Operating Company No. 3 Pty Ltd.	.AUS	NIA	Allianz Real Estate Trust III (2)	Ownership	35.833	Allianz SE	NO	
							Scape Investment Trust No. 2	.AUS	NIA	Allianz Real Estate Trust II (1)	Ownership	50.000	Allianz SE	NO	
							Scape Investment Trust No. 3	.AUS	NIA	Allianz Real Estate Trust III (1)	Ownership	35.833	Allianz SE	NO	
							Schelcher Prince Obligation Moyen Terme C	.FRA	NIA	Allianz Vie S.A.	Ownership	11.508	Allianz SE	NO	
							Schroder IDR Bond Fund III	.IDN	NIA	PT Asuransi Allianz Utama Indonesia	Ownership	100.000	Allianz SE	NO	
							SCI 46 Desmoulins	.FRA	NIA	Allianz Vie S.A.	Ownership	100.000	Allianz SE	NO	
							SCI Allianz Arc de Seine	.FRA	NIA	Allianz Retraite S.A.	Ownership	89.195	Allianz SE	NO	
							SCI Allianz Arc de Seine	.FRA	NIA	Allianz Vie S.A.	Ownership	10.805	Allianz SE	NO	
							SCI Allianz Citylights	.FRA	NIA	Real Faubourg Haussmann SAS	Ownership	99.990	Allianz SE	NO	
							SCI Allianz Immobilier Durable 18	.FRA	NIA	Allianz Vie S.A.	Ownership	95.833	Allianz SE	NO	
							SCI Allianz Immobilier Durable 18	.FRA	NIA	Allianz Retraite S.A.	Ownership	4.167	Allianz SE	NO	
							SCI Allianz Invest Pierre	.FRA	NIA	Allianz Vie S.A.	Ownership	96.465	Allianz SE	NO	
							SCI Allianz Invest Pierre	.FRA	NIA	Allianz Retraite S.A.	Ownership	1.430	Allianz SE	NO	
							SCI Allianz Invest Pierre	.FRA	NIA	Allianz Life Luxembourg S.A.	Ownership	1.072	Allianz SE	NO	
							SCI Allianz Invest Pierre	.FRA	NIA	Generation Vie S.A.	Ownership	1.033	Allianz SE	NO	
							SCI Allianz Messine	.FRA	NIA	Real Faubourg Haussmann SAS	Ownership	99.997	Allianz SE	NO	
							SCI Allianz Value Pierre	.FRA	NIA	Generation Vie S.A.	Ownership	99.545	Allianz SE	NO	
							SCI Allianz Work'In Park	.FRA	NIA	Allianz Vie S.A.	Ownership	100.000	Allianz SE	NO	
							SCI Bercy Village	.FRA	NIA	SAS Allianz Platine	Ownership	49.000	Allianz SE	NO	
							SCI Docks V2	.FRA	NIA	Allianz Vie S.A.	Ownership	50.000	Allianz SE	NO	
							SCI Docks V3	.FRA	NIA	Real Faubourg Haussmann SAS	Ownership	50.000	Allianz SE	NO	
							SCI ESQ	.FRA	NIA	Allianz France Real Estate Invest SPPICAV	Ownership	75.000	Allianz SE	NO	
							SCI ESQ	.FRA	NIA	Real Faubourg Haussmann SAS	Ownership	25.000	Allianz SE	NO	
							SCI Onnaing Escaut Logistics	.FRA	NIA	Real Faubourg Haussmann SAS	Ownership	80.100	Allianz SE	NO	

ANNUAL STATEMENT FOR THE YEAR 2021 OF THE The American Insurance Company

SCHEDULE Y

PART 1A - DETAIL OF INSURANCE HOLDING COMPANY SYSTEM

1	2	3	4	5	6	7	8	9	10	11	12	13	14	15	16
Group Code	Group Name	NAIC Company Code	ID Number	Federal RSSD	CIK	Name of Securities Exchange if Publicly Traded (U.S. or International)	Names of Parent, Subsidiaries Or Affiliates	Domiciliary Location	Relationship to Reporting Entity	Directly Controlled by (Name of Entity/Person)	Type of Control (Ownership, Board, Management, Attorney-in-Fact, Influence, Other)	If Control is Ownership Provide Percentage	Ultimate Controlling Entity(ies)/Person(s)	Is an SCA Filing Required? (Yes/No)	*
							SCI Onnaing Escout Logistics	.FRA	NIA	SAS Allianz Logistique	Ownership	19.900	Allianz SE	NO	
							SCI Place Vendôme	.FRA	NIA	SAS Madeleine Opéra	Ownership	33.333	Allianz SE	NO	
							SCI Pont D'Ain Septembre Logistics	.FRA	NIA	Real Faubourg Hausmann SAS	Ownership	80.100	Allianz SE	NO	
							SCI Pont D'Ain Septembre Logistics	.FRA	NIA	SAS Allianz Logistique	Ownership	19.900	Allianz SE	NO	
							SCI Réau Papin Logistics	.FRA	NIA	Real Faubourg Hausmann SAS	Ownership	80.100	Allianz SE	NO	
							SCI Réau Papin Logistics	.FRA	NIA	SAS Allianz Logistique	Ownership	19.900	Allianz SE	NO	
							SCI Stratus	.FRA	NIA	Allianz Retraite S.A.	Ownership	100.000	Allianz SE	NO	
							SCI Via Pierre 1	.FRA	NIA	Allianz Vie S.A.	Ownership	94.094	Allianz SE	NO	
							SCI Via Pierre 1	.FRA	NIA	Allianz IARD S.A.	Ownership	5.906	Allianz SE	NO	
							SCPI Allianz Home	.FRA	NIA	Allianz Vie S.A.	Ownership	27.879	Allianz SE	NO	
							SDA SE Open Industry Solutions	.DEU	NIA	Allianz Strategic Investments S.à r.l.	Ownership	25.000	Allianz SE	NO	
							Searchlight Capital II SKN Co-Invest Partners L.P.	.CYM	NIA	Allianz Leben Private Equity Fonds 2001 GmbH	Ownership	10.944	Allianz SE	NO	
							Seine GmbH	.DEU	NIA	Allianz Vie S.A.	Ownership	100.000	Allianz SE	NO	
							Seine II GmbH	.DEU	NIA	Allianz Vie S.A.	Ownership	100.000	Allianz SE	NO	
							Selection Multi-Gerants Emergents	.FRA	NIA	Generation Vie S.A.	Ownership	75.124	Allianz SE	NO	
							Serena Data Ventures I FPCI A	.FRA	NIA	Allianz IARD S.A.	Ownership	22.454	Allianz SE	NO	
							Serena III FPCI	.FRA	NIA	Allianz IARD S.A.	Ownership	24.928	Allianz SE	NO	
							Servicios Compartidos Multiasistencia S.L.	.ESP	NIA	Allianz Partners S.A.S.	Ownership	100.000	Allianz SE	NO	
							SES Shopping Center AT 1 GmbH	.AUT	NIA	Allianz Finance VII Luxembourg S.A.	Ownership	50.000	Allianz SE	NO	
							SES Shopping Center FP 1 GmbH	.AUT	NIA	Allianz Finance VII Luxembourg S.A.	Ownership	38.800	Allianz SE	NO	
							SES Shopping Center FP 1 GmbH	.AUT	NIA	Allianz Elementar Versicherungs-Aktiengesellschaft	Ownership	11.200	Allianz SE	NO	
							Shine Spring Limited	.HKG	NIA	Allianz Finance IX Luxembourg S.A.	Ownership	25.000	Allianz SE	NO	
							Sicredi - Fundo de Investimento Sulamérica Renda Fixa Crédito Privado	.BRA	NIA	Allianz Brasil Seguradora S.A.	Ownership	100.000	Allianz SE	NO	
							Sierra European Retail Real Estate Assets Holdings B.V.	.MLD	NIA	Allianz Finance IX Luxembourg S.A.	Ownership	25.000	Allianz SE	NO	
							SIFCOM Assur S.A.	.CIV	IA	Allianz Côte d'Ivoire Assurances SA	Ownership	60.000	Allianz SE	NO	
							Sigma Reparaciones S.L.	.ESP	NIA	Multiasistencia S.A.	Ownership	100.000	Allianz SE	NO	
							Signa 12 Verwaltungs GmbH	.DEU	NIA	Spherion Beteiligungs GmbH & Co. KG	Ownership	94.900	Allianz SE	NO	
							Sillex Gas Norway AS	.NOR	NIA	Allianz Infrastructure Norway Holdco I S.à r.l.	Ownership	100.000	Allianz SE	NO	
							SiikRoad Asia Value Parallel Fund SCS SICAV-SIF	.LUX	NIA	Allianz Lebensversicherungs-Aktiengesellschaft	Ownership	29.412	Allianz SE	NO	
							Simplesurance GmbH	.DEU	NIA	Allianz Strategic Investments S.à r.l.	Ownership	14.180	Allianz SE	NO	
							Sino Phil Limited	.HKG	NIA	Allianz Finance VII Luxembourg S.A.	Ownership	16.430	Allianz SE	NO	
							Sirius MF TMK	.JPN	NIA	Allianz Sakura Multifamily 2 Pte. Ltd.	Ownership	49.900	Allianz SE	NO	
							Sirius S.A.	.LUX	NIA	Allianz Vie S.A.	Ownership	54.365	Allianz SE	NO	
							Sirius S.A.	.LUX	NIA	Allianz S.p.A.	Ownership	16.660	Allianz SE	NO	
							Sirius S.A.	.LUX	NIA	Allianz Versicherungs-Aktiengesellschaft	Ownership	10.320	Allianz SE	NO	
							Sirius S.A.	.LUX	NIA	Allianz Global Corporate & Specialty SE	Ownership	10.320	Allianz SE	NO	
							Sirius S.A.	.LUX	NIA	Allianz Retraite S.A.	Ownership	3.175	Allianz SE	NO	
							SLC Allianz Life Ukraine	.RUS	IA	JSC Insurance Company Allianz	Ownership	95.678	Allianz SE	NO	
							SLC Allianz Life Ukraine	.RUS	IA	LLC Progress-Med	Ownership	4.322	Allianz SE	NO	
							SLP Limited Partnership	.US	NIA	Allianz Life Insurance Company of North America	Ownership	37.000	Allianz SE	NO	
							Smart Citylife S.r.l.	.ITA	NIA	Allianz S.p.A.	Ownership	29.000	Allianz SE	NO	
							SMG Asie Emergente	.FRA	NIA	Generation Vie S.A.	Ownership	57.571	Allianz SE	NO	
							SNC Allianz Informatique France	.FRA	NIA	Allianz IARD S.A.	Ownership	54.000	Allianz SE	NO	
							SNC Allianz Informatique France	.FRA	NIA	Allianz Vie S.A.	Ownership	44.200	Allianz SE	NO	
							SNC Alta CRP Gennevilliers	.FRA	NIA	SAS Allianz Platine	Ownership	49.000	Allianz SE	NO	
							SNC Alta CRP La Valette	.FRA	NIA	SAS Allianz Platine	Ownership	49.000	Allianz SE	NO	

ANNUAL STATEMENT FOR THE YEAR 2021 OF THE The American Insurance Company

SCHEDULE Y

PART 1A - DETAIL OF INSURANCE HOLDING COMPANY SYSTEM

1	2	3	4	5	6	7	8	9	10	11	12	13	14	15	16
Group Code	Group Name	NAIC Company Code	ID Number	Federal RSSD	CIK	Name of Securities Exchange if Publicly Traded (U.S. or International)	Names of Parent, Subsidiaries Or Affiliates	Domi-ciliary Location	Relation-ship to Reporting Entity	Directly Controlled by (Name of Entity/Person)	Type of Control (Ownership, Board, Management, Attorney-in-Fact, Influence, Other)	If Control is Ownership Provide Percentage	Ultimate Controlling Entity(ies)/Person(s)	Is an SCA Filing Re-quired? (Yes/No)	*
							SNC Société d'aménagement de la Gare de l'Est	.FRA	.NIA	SAS Allianz Platine	Ownership	49.000	Allianz SE	.NO	
							Sobrado Software AG	.CHE	.NIA	Allianz Suisse Versicherungs-Gesellschaft AG	Ownership	10.000	Allianz SE	.NO	
							Societa' Agricola San Felice S.p.A.	.ITA	.NIA	Allianz S.p.A.	Ownership	100.000	Allianz SE	.NO	
							Société d'Assurances de Consolidation des Retraites de l'Assurance S.A.	.FRA	.NIA	Allianz IARD S.A.	Ownership	19.148	Allianz SE	.NO	
							Société d'Assurances de Consolidation des Retraites de l'Assurance S.A.	.FRA	.NIA	Euler Hermes S.A.	Ownership	0.940	Allianz SE	.NO	
							Société d'Assurances de Consolidation des Retraites de l'Assurance S.A.	.FRA	.NIA	Allianz Vie S.A.	Ownership	0.680	Allianz SE	.NO	
							Société de Production d'Electricité d'Haucourt Moulaine SAS	.FRA	.NIA	Allianz Renewable Energy Partners Luxembourg II S.A.	Ownership	100.000	Allianz SE	.NO	
							Société d'Energie Eolienne de Cambon SAS	.FRA	.NIA	Allianz Renewable Energy Partners Luxembourg IV S.A.	Ownership	100.000	Allianz SE	.NO	
							Société des Manuscrits des Assureurs Français S.A.	.FRA	.NIA	Allianz Vie S.A.	Ownership	11.867	Allianz SE	.NO	
							Société des Manuscrits des Assureurs Français S.A.	.FRA	.NIA	Allianz IARD S.A.	Ownership	1.067	Allianz SE	.NO	
							Société Européenne de Protection et de Services d'Assistance à Domicile S.A.	.FRA	.IA	Allianz Partners S.A.S.	Ownership	56.000	Allianz SE	.NO	
							Société Foncière Européenne B.V.	.NLD	.NIA	Allianz Europe B.V.	Ownership	100.000	Allianz SE	.NO	
							Société Générale de Banque au Cameroun LC	.CMR	.NIA	Allianz Cameroun Assurances SA	Ownership	16.320	Allianz SE	.NO	
							Société Nationale Foncière S.A.L.	.LBN	.NIA	Allianz SNA s.a.l.	Ownership	66.000	Allianz SE	.NO	
							SOFE One Co. Ltd.	.THA	.NIA	BSMC (Thailand) Limited	Ownership	100.000	Allianz SE	.NO	
							SOFE Two Co. Ltd.	.THA	.NIA	BSMC (Thailand) Limited	Ownership	100.000	Allianz SE	.NO	
							Sofiholding S.A.	.BEL	.NIA	Allianz Benelux S.A.	Ownership	99.900	Allianz SE	.NO	
							SONACO SA	.CMR	.NIA	Allianz Côte d'Ivoire Assurances Vie SA	Ownership	5.792	Allianz SE	.NO	
							SONACO SA	.CMR	.NIA	Allianz Côte d'Ivoire Assurances SA	Ownership	3.208	Allianz SE	.NO	
							SONACO SA	.CMR	.NIA	Allianz Sénégal Assurances Vie SA	Ownership	3.208	Allianz SE	.NO	
							Sound Harbor Credit Solutions Fund II L.P.	.US	.NIA	Allianz Fund Investments Inc.	Ownership	20.000	Allianz SE	.NO	
							South City Office Broodthaers SA	.BEL	.NIA	Allianz Benelux S.A.	Ownership	99.999	Allianz SE	.NO	
							Soysia FCP	.FRA	.NIA	Allianz Vie S.A.	Ownership	16.867	Allianz SE	.NO	
							SpaceCo S.A.	.FRA	.NIA	Allianz Global Corporate & Specialty SE	Ownership	100.000	Allianz SE	.NO	
							Spanish Gas Distribution Investments S.à r.l.	.LUX	.NIA	Allianz Infrastructure Luxembourg I S.à r.l.	Ownership	39.993	Allianz SE	.NO	
							Specialty Loan Fund 2016 L.P.	.CYM	.NIA	AZL-Argos 73 Vermögensverwaltungsgesellschaft mbH	Ownership	15.925	Allianz SE	.NO	
							Specialty Loan Fund 2016 L.P.	.CYM	.NIA	APKV-Argos 74 Vermögensverwaltungsgesellschaft mbH	Ownership	3.413	Allianz SE	.NO	
							Specialty Loan Fund 2016 L.P.	.CYM	.NIA	AZV-Argos 72 Vermögensverwaltungsgesellschaft mbH	Ownership	2.275	Allianz SE	.NO	
							Specialty Loan Fund 2016 L.P.	.CYM	.NIA	AGCS-Argos 76 Vermögensverwaltungsgesellschaft mbH	Ownership	2.250	Allianz SE	.NO	
							Specialty Loan Fund 2016 L.P.	.CYM	.NIA	APK-Argos 75 Vermögensverwaltungsgesellschaft mbH	Ownership	1.138	Allianz SE	.NO	
							Spectrum Discretionary Overage Program II-A, L.P.	.US	.NIA	Allianz Leben Private Equity Fonds 2001 GmbH	Ownership	8.560	Allianz SE	.NO	
							Spectrum Discretionary Overage Program II-A, L.P.	.US	.NIA	APKV Private Equity Fonds GmbH	Ownership	1.407	Allianz SE	.NO	
							Spherion Beteiligungs GmbH & Co. KG	.DEU	.NIA	Allianz Lebensversicherungs-Aktiengesellschaft	Ownership	94.900	Allianz SE	.NO	
							Spherion Objekt GmbH & Co. KG	.DEU	.NIA	Allianz Lebensversicherungs-Aktiengesellschaft	Ownership	55.461	Allianz SE	.NO	

ANNUAL STATEMENT FOR THE YEAR 2021 OF THE The American Insurance Company

SCHEDULE Y

PART 1A - DETAIL OF INSURANCE HOLDING COMPANY SYSTEM

1	2	3	4	5	6	7	8	9	10	11	12	13	14	15	16
Group Code	Group Name	NAIC Company Code	ID Number	Federal RSSD	CIK	Name of Securities Exchange if Publicly Traded (U.S. or International)	Names of Parent, Subsidiaries Or Affiliates	Domiciliary Location	Relationship to Reporting Entity	Directly Controlled by (Name of Entity/Person)	Type of Control (Ownership, Board, Management, Attorney-in-Fact, Influence, Other)	If Control is Ownership Provide Percentage	Ultimate Controlling Entity(ies)/Person(s)	Is an SCA Filing Required? (Yes/No)	*
							Spherion Objekt GmbH & Co. KG	.DEU	NIA	Allianz Versicherungs-Aktiengesellschaft	Ownership	13.336	Allianz SE	NO	
							Spherion Objekt GmbH & Co. KG	.DEU	NIA	Allianz Private Krankenversicherungs-Aktiengesellschaft	Ownership	11.557	Allianz SE	NO	
							Spherion Objekt GmbH & Co. KG	.DEU	NIA	Signa 12 Verwaltungs GmbH	Ownership	5.100	Allianz SE	NO	
							Spherion Objekt GmbH & Co. KG	.DEU	NIA	Allianz Pensionskasse Aktiengesellschaft	Ownership	4.446	Allianz SE	NO	
							SPN Service Partner Netzwerk GmbH	.DEU	NIA	Allianz Versicherungs-Aktiengesellschaft	Ownership	30.000	Allianz SE	NO	
							SPREF II Pte. Ltd.	.SGP	NIA	Allianz Lebensversicherungs-Aktiengesellschaft	Ownership	35.700	Allianz SE	NO	
							SPREF II Pte. Ltd.	.SGP	NIA	SAS Allianz Logistique	Ownership	6.200	Allianz SE	NO	
							SPREF II Pte. Ltd.	.SGP	NIA	Allianz Private Krankenversicherungs-Aktiengesellschaft	Ownership	3.550	Allianz SE	NO	
							SPREF II Pte. Ltd.	.SGP	NIA	Allianz Global Corporate & Specialty SE	Ownership	2.500	Allianz SE	NO	
							SPREF II Pte. Ltd.	.SGP	NIA	Allianz Versicherungs-Aktiengesellschaft	Ownership	2.050	Allianz SE	NO	
							Spring Financial Group Limited	.GBR	NIA	atpacvc Fund GmbH & Co. KG	Ownership	17.312	Allianz SE	NO	
							Städte und Wohnen	.DEU	NIA	Allianz Lebensversicherungs-Aktiengesellschaft	Ownership	14.040	Allianz SE	NO	
							Stam Fem Gångaren 11 AB	.SWE	NIA	Allianz Finance IX Luxembourg S.A.	Ownership	100.000	Allianz SE	NO	
							Starterslening.nl B.V.	.NLD	NIA	finanzen.de Vermittlungsgesellschaft für Verbraucherverträge GmbH	Ownership	60.000	Allianz SE	NO	
							Stella Wind Farm LLC	.US	NIA	Allianz Renewable Energy Partners of America 2 LLC	Ownership	57.850	Allianz SE	NO	
							Stiftung Allianz für Kinder gemeinnützige GmbH	.DEU	NIA	Allianz Deutschland AG	Ownership	100.000	Allianz SE	NO	
							Stillwater New Energy Holdings LLC	.US	NIA	Allianz Renewable Energy Partners of America LLC	Ownership	61.800	Allianz SE	NO	
							Stonecutter JV Limited	.GBR	NIA	Allianz Finance IX Luxembourg S.A.	Ownership	50.000	Allianz SE	NO	
							Strategic Value Dislocation Feeder Fund L.P.	.CYM	NIA	AZL-Argos 83	Ownership	17.319	Allianz SE	NO	
							Strategic Value Dislocation Feeder Fund L.P.	.CYM	NIA	Vermögensverwaltungsgesellschaft mbH	Ownership	1.881	Allianz SE	NO	
							Strategic Value Dislocation Feeder Fund L.P.	.CYM	NIA	APKV-Argos 84	Ownership	0.794	Allianz SE	NO	
							Strategic Value Dislocation Feeder Fund L.P.	.CYM	NIA	Vermögensverwaltungsgesellschaft mbH	Ownership	0.794	Allianz SE	NO	
							Strategic Value Dislocation Feeder Fund L.P.	.CYM	NIA	APK-Argos 85	Ownership	0.525	Allianz SE	NO	
							Strategic Value Dislocation Feeder Fund L.P.	.CYM	NIA	Vermögensverwaltungsgesellschaft mbH	Ownership	0.525	Allianz SE	NO	
							Strategic Value Special Situations Feeder Fund V L.P.	.CYM	NIA	AZL-Argos 83	Ownership	9.127	Allianz SE	NO	
							Strategic Value Special Situations Feeder Fund V L.P.	.CYM	NIA	Vermögensverwaltungsgesellschaft mbH	Ownership	9.127	Allianz SE	NO	
							Strategic Value Special Situations Feeder Fund V L.P.	.CYM	NIA	APKV-Argos 84	Ownership	0.996	Allianz SE	NO	
							Strategic Value Special Situations Feeder Fund V L.P.	.CYM	NIA	Vermögensverwaltungsgesellschaft mbH	Ownership	0.996	Allianz SE	NO	
							Summer Blaze Limited	.HKG	NIA	Allianz Finance VII Luxembourg S.A.	Ownership	16.430	Allianz SE	NO	
							Summit Partners Co-Invest (Optmo) SCSp	.LUX	NIA	Allianz Leben Private Equity Fonds 2001 GmbH	Ownership	18.146	Allianz SE	NO	
							Summit Partners Co-Invest (Optmo) SCSp	.LUX	NIA	AZ-SGD Private Equity Fonds GmbH	Ownership	0.628	Allianz SE	NO	
							Supreme Cosmo Limited	.HKG	NIA	Allianz Finance VII Luxembourg S.A.	Ownership	16.430	Allianz SE	NO	
							Sure Rainbow Limited	.HKG	NIA	Allianz Finance VII Luxembourg S.A.	Ownership	16.430	Allianz SE	NO	
							Swiftshift Holdings Inc.	.US	NIA	atpacvc Fund GmbH & Co. KG	Ownership	14.349	Allianz SE	NO	
							Syncier Consulting GmbH	.AUT	NIA	Syncier GmbH	Ownership	100.000	Allianz SE	NO	
							Syncier GmbH	.DEU	NIA	Allianz SE	Ownership	98.471	Allianz SE	NO	
							T&R MLP GmbH	.DEU	NIA	Allianz Leben Direkt Infrastruktur GmbH	Ownership	17.220	Allianz SE	NO	
							T&R MLP GmbH	.DEU	NIA	APKV Direkt Infrastruktur GmbH	Ownership	2.484	Allianz SE	NO	
							T&R MLP GmbH	.DEU	NIA	AZ-SGD Direkt Infrastruktur GmbH	Ownership	2.076	Allianz SE	NO	
							T&R MLP GmbH	.DEU	NIA	Allianz Vie S.A.	Ownership	1.308	Allianz SE	NO	
							T&R MLP GmbH	.DEU	NIA	Allianz Global Corporate & Specialty SE	Ownership	1.064	Allianz SE	NO	
							T&R MLP GmbH	.DEU	NIA	Allianz Pension Direkt Infrastruktur GmbH	Ownership	0.848	Allianz SE	NO	
							T&R MLP GmbH	.DEU	NIA	Allianz Leben Direkt Infrastruktur GmbH	Ownership	17.220	Allianz SE	NO	
							T&R Real Estate GmbH	.DEU	NIA	Allianz Leben Direkt Infrastruktur GmbH	Ownership	17.220	Allianz SE	NO	

ANNUAL STATEMENT FOR THE YEAR 2021 OF THE The American Insurance Company

SCHEDULE Y

PART 1A - DETAIL OF INSURANCE HOLDING COMPANY SYSTEM

1	2	3	4	5	6	7	8	9	10	11	12	13	14	15	16
Group Code	Group Name	NAIC Company Code	ID Number	Federal RSSD	CIK	Name of Securities Exchange if Publicly Traded (U.S. or International)	Names of Parent, Subsidiaries Or Affiliates	Domiciliary Location	Relationship to Reporting Entity	Directly Controlled by (Name of Entity/Person)	Type of Control (Ownership, Board, Management, Attorney-in-Fact, Influence, Other)	If Control is Ownership Provide Percentage	Ultimate Controlling Entity(ies)/Person(s)	Is an SCA Filing Required? (Yes/No)	*
							T&R Real Estate GmbH	DEU	NIA	APKV Direkt Infrastruktur GmbH	Ownership	2.484	Allianz SE	NO	
							T&R Real Estate GmbH	DEU	NIA	AZ-SGD Direkt Infrastruktur GmbH	Ownership	2.076	Allianz SE	NO	
							T&R Real Estate GmbH	DEU	NIA	Allianz Vie S.A.	Ownership	1.308	Allianz SE	NO	
							T&R Real Estate GmbH	DEU	NIA	Allianz Global Corporate & Specialty SE	Ownership	1.064	Allianz SE	NO	
							T&R Real Estate GmbH	DEU	NIA	Allianz Pension Direkt Infrastruktur GmbH	Ownership	0.848	Allianz SE	NO	
							T3SO	FRA	NIA	Allianz Vie S.A.	Ownership	51.065	Allianz SE	NO	
							Tablas SCSp	LUX	NIA	Allianz Finance VII Luxembourg S.A.	Ownership	50.000	Allianz SE	NO	
							Taone SAS	FRA	NIA	Allianz France S.A.	Ownership	100.000	Allianz SE	NO	
							Taravao Invest	FRA	NIA	Allianz Vie S.A.	Ownership	59.780	Allianz SE	NO	
							Téléservices et Sécurité S.à r.l.	FRA	IA	Allianz Partners S.A.S.	Ownership	99.880	Allianz SE	NO	
							Tempo Multiasistencia Gestão de Rede Ltda.	BRA	NIA	Multiasistencia S.A.	Ownership	100.000	Allianz SE	NO	
							Terminal Venture LP	US	NIA	Allianz US Private REIT LP	Ownership	27.290	Allianz SE	NO	
							Terminal Venture LP	US	NIA	APKV US Private REIT LP	Ownership	2.730	Allianz SE	NO	
							Terminal Venture LP	US	NIA	APK US Investment LP	Ownership	0.900	Allianz SE	NO	
							TFI Allianz Polska S.A.	POL	NIA	TUIR Allianz Polska S.A.	Ownership	100.000	Allianz SE	NO	
							The FIZZ Student Housing Fund S.C.S.	LUX	NIA	Allianz Lebensversicherungs-Aktiengesellschaft	Ownership	28.215	Allianz SE	NO	
							The FIZZ Student Housing Fund S.C.S.	LUX	NIA	Allianz Versicherungs-Aktiengesellschaft	Ownership	5.445	Allianz SE	NO	
							The FIZZ Student Housing Fund S.C.S.	LUX	NIA	Allianz Private Krankenversicherungs-Aktiengesellschaft	Ownership	5.445	Allianz SE	NO	
							The FIZZ Student Housing Fund S.C.S.	LUX	NIA	Allianz Global Corporate & Specialty SE	Ownership	4.455	Allianz SE	NO	
							The FIZZ Student Housing Fund S.C.S.	LUX	NIA	Allianz Versicherungs-Aktiengesellschaft	Ownership	2.970	Allianz SE	NO	
							The FIZZ Student Housing Fund S.C.S.	LUX	NIA	Allianz Pensionskasse Aktiengesellschaft	Ownership	2.970	Allianz SE	NO	
							The Jubilee Insurance Company of Uganda Limited	UGA	IA	Allianz Africa Holding GmbH	Ownership	66.000	Allianz SE	NO	
							The State-Whitehall Company LP	US	NIA	Allianz France US REIT LP	Ownership	49.900	Allianz SE	NO	
							Three Pillars Business Solutions Limited	GBR	NIA	Allianz Holdings plc	Ownership	100.000	Allianz SE	NO	
							Tihama Investments B.V.	US	NIA	Allianz Europe Ltd.	Ownership	94.440	Allianz SE	NO	
							Tihama Investments B.V.	US	NIA	Allianz Europe B.V.	Ownership	5.560	Allianz SE	NO	
							Tikehau Real Estate III SPPICAV	FRA	NIA	SCI Allianz Invest Pierre	Ownership	8.410	Allianz SE	NO	
							Tikehau Real Estate III SPPICAV	FRA	NIA	SCI Allianz Value Pierre	Ownership	3.780	Allianz SE	NO	
							Tishman Speyer European Real Estate Venture VIII SCSp	LUX	NIA	Allianz Fund Investments 2 S.A. (Compartment)	Ownership	21.360	Allianz SE	NO	
							Tishman Speyer European Real Estate Venture VIII SCSp	LUX	NIA	SAS Allianz Logistique	Ownership	4.667	Allianz SE	NO	
							toconnect GmbH	CHE	NIA	finanzen.de Vermittlungsgesellschaft für Verbraucherverträge GmbH	Ownership	100.000	Allianz SE	NO	
							Tokio Marine Rogge Asset Management Ltd.	GBR	NIA	Allianz Global Investors GmbH	Ownership	50.000	Allianz SE	NO	
							Top Versicherungsservice GmbH	AUT	NIA	Allianz Elementar Versicherungs-Aktiengesellschaft	Ownership	100.000	Allianz SE	NO	
							Top Versicherungs-Vermittler Service GmbH	AUT	NIA	Allianz Elementar Versicherungs-Aktiengesellschaft	Ownership	100.000	Allianz SE	NO	
							Top Vorsorge-Management GmbH	AUT	IA	Allianz Vorsorgekasse AG	Ownership	50.000	Allianz SE	NO	
							Top Vorsorge-Management GmbH	AUT	IA	Top Versicherungsservice GmbH	Ownership	24.970	Allianz SE	NO	
							TopImmo A GmbH & Co. KG	AUT	NIA	Allianz Elementar Versicherungs-Aktiengesellschaft	Ownership	99.000	Allianz SE	NO	
							TopImmo A GmbH & Co. KG	AUT	NIA	Allianz Holding eins GmbH	Ownership	1.000	Allianz SE	NO	
							TopImmo Besitzgesellschaft B GmbH & Co. KG	AUT	NIA	Allianz Elementar Versicherungs-Aktiengesellschaft	Ownership	99.000	Allianz SE	NO	
							TopImmo Besitzgesellschaft B GmbH & Co. KG	AUT	NIA	Allianz Holding eins GmbH	Ownership	1.000	Allianz SE	NO	
							TopReport Schadenbesichtigungs GmbH	AUT	NIA	Top Versicherungsservice GmbH	Ownership	14.290	Allianz SE	NO	
							TopTorony Ingatlanhasznosító Zrt.	HUN	NIA	Allianz Lebensversicherungs-Aktiengesellschaft	Ownership	35.000	Allianz SE	NO	
							TopTorony Ingatlanhasznosító Zrt.	HUN	NIA	Allianz Versicherungs-Aktiengesellschaft	Ownership	15.000	Allianz SE	NO	

ANNUAL STATEMENT FOR THE YEAR 2021 OF THE The American Insurance Company

SCHEDULE Y

PART 1A - DETAIL OF INSURANCE HOLDING COMPANY SYSTEM

1	2	3	4	5	6	7	8	9	10	11	12	13	14	15	16
Group Code	Group Name	NAIC Company Code	ID Number	Federal RSSD	CIK	Name of Securities Exchange if Publicly Traded (U.S. or International)	Names of Parent, Subsidiaries Or Affiliates	Domiciliary Location	Relationship to Reporting Entity	Directly Controlled by (Name of Entity/Person)	Type of Control (Ownership, Board, Management, Attorney-in-Fact, Influence, Other)	If Control is Ownership Provide Percentage	Ultimate Controlling Entity(ies)/Person(s)	Is an SCA Filing Required? (Yes/No)	*
							TPG Animation L.P.	CYM	NIA	Allianz Leben Private Equity Fonds 2001 GmbH	Ownership	23.071	Allianz SE	NO	
							TPG Drone Co-Invest L.P.	US	NIA	Allianz Leben Private Equity Fonds 2001 GmbH	Ownership	12.569	Allianz SE	NO	
							TPG Drone Co-Invest L.P.	US	NIA	AZ-SGD Private Equity Fonds GmbH	Ownership	3.192	Allianz SE	NO	
							TPG Drone Co-Invest L.P.	US	NIA	APKV Private Equity Fonds GmbH	Ownership	1.972	Allianz SE	NO	
							Trafalgar Insurance Limited	GBR	IA	Allianz Insurance plc	Ownership	100.000	Allianz SE	NO	
							TRH EC Fund LLC	US	NIA	Pacific Investment Management Company LLC	Ownership	100.000	Allianz SE	NO	
							Triskelion Property Holding Designated Activity Company	IRL	NIA	Allianz Lebensversicherungs-Aktiengesellschaft	Ownership	29.750	Allianz SE	NO	
							Triskelion Property Holding Designated Activity Company	IRL	NIA	SAS Allianz Logistique	Ownership	10.000	Allianz SE	NO	
							Triskelion Property Holding Designated Activity Company	IRL	NIA	Allianz Private Krankenversicherungs-Aktiengesellschaft	Ownership	4.000	Allianz SE	NO	
							Triskelion Property Holding Designated Activity Company	IRL	NIA	Allianz Global Corporate & Specialty SE	Ownership	2.500	Allianz SE	NO	
							Triskelion Property Holding Designated Activity Company	IRL	NIA	Allianz Pensionskasse Aktiengesellschaft	Ownership	2.000	Allianz SE	NO	
							Triskelion Property Holding Designated Activity Company	IRL	NIA	Allianz Versicherungs-Aktiengesellschaft	Ownership	1.750	Allianz SE	NO	
							TruChoice Financial Group LLC	US	NIA	Allianz Individual Insurance Group LLC	Ownership	100.000	Allianz SE	NO	
							True Capital III LP	GBR	NIA	Allianz Leben Private Equity Fonds 2001 GmbH	Ownership	16.888	Allianz SE	NO	
							True Capital III LP	GBR	NIA	APKV Private Equity Fonds GmbH	Ownership	0.947	Allianz SE	NO	
							TU Allianz Zycie Polska S.A.	POL	IA	Allianz Holding eins GmbH	Ownership	80.300	Allianz SE	NO	
							TU Allianz Zycie Polska S.A.	POL	IA	TUIR Allianz Polska S.A.	Ownership	19.700	Allianz SE	NO	
			AA-9640001				TU Euler Hermes S.A.	POL	IA	Euler Hermes S.A.	Ownership	100.000	Allianz SE	NO	
							TUIR Allianz Polska S.A.	POL	IA	Allianz Holding eins GmbH	Ownership	100.000	Allianz SE	NO	
							TVN 2018	FRA	NIA	Allianz Vie S.A.	Ownership	90.460	Allianz SE	NO	
							UAGDPB Aviva Lietuva	LTU	IA	Aviva TU na Zycie S.A.	Ownership	100.000	Allianz SE	NO	
							UBS (Lux) Bond Fund - Convert Europe	LUX	NIA	Allianz Retraite S.A.	Ownership	29.830	Allianz SE	NO	
							UCI Ufficio Centrale Italiano Societa Consortile S.r.l.	ITA	NIA	Allianz S.p.A.	Ownership	14.605	Allianz SE	NO	
							UFS Beteiligungs-GmbH	DEU	IA	Allianz Versicherungs-Aktiengesellschaft	Ownership	100.000	Allianz SE	NO	
							UGG TopCo GmbH & Co. KG	DEU	NIA	Allianz Leben Direkt Infrastruktur GmbH	Ownership	34.240	Allianz SE	NO	
							UGG TopCo GmbH & Co. KG	DEU	NIA	APKV Direkt Infrastruktur GmbH	Ownership	3.520	Allianz SE	NO	
							UGG TopCo GmbH & Co. KG	DEU	NIA	AZ-SGD Direkt Infrastruktur GmbH	Ownership	1.960	Allianz SE	NO	
							UGG TopCo GmbH & Co. KG	DEU	NIA	AZ-Argos 88	Ownership	1.080	Allianz SE	NO	
							UGG TopCo GmbH & Co. KG	DEU	NIA	Vermögensverwaltungsgesellschaft mbH	Ownership	0.960	Allianz SE	NO	
							UGG TopCo/HoldCo General Partner GmbH	DEU	NIA	Allianz Pension Direkt Infrastruktur GmbH	Ownership	34.228	Allianz SE	NO	
							UGG TopCo/HoldCo General Partner GmbH	DEU	NIA	Allianz Leben Direkt Infrastruktur GmbH	Ownership	3.524	Allianz SE	NO	
							UGG TopCo/HoldCo General Partner GmbH	DEU	NIA	APKV Direkt Infrastruktur GmbH	Ownership	1.960	Allianz SE	NO	
							UGG TopCo/HoldCo General Partner GmbH	DEU	NIA	AZ-SGD Direkt Infrastruktur GmbH	Ownership	1.960	Allianz SE	NO	
							UGG TopCo/HoldCo General Partner GmbH	DEU	NIA	AZ-Argos 88	Ownership	1.088	Allianz SE	NO	
							UGG TopCo/HoldCo General Partner GmbH	DEU	NIA	Vermögensverwaltungsgesellschaft mbH	Ownership	0.956	Allianz SE	NO	
							UGG TopCo/HoldCo General Partner GmbH	DEU	NIA	Allianz Pension Direkt Infrastruktur GmbH	Ownership	0.956	Allianz SE	NO	
							Ull Shopping Nr. 1	DEU	NIA	Allianz Lebensversicherungs-Aktiengesellschaft	Ownership	16.160	Allianz SE	NO	
							UK Logistics GP S.à r.l.	LUX	NIA	Allianz Finance IX Luxembourg S.A.	Ownership	100.000	Allianz SE	NO	
							UK Logistics PropCo I S.à r.l.	LUX	NIA	UK Logistics S.C.Sp.	Ownership	100.000	Allianz SE	NO	
							UK Logistics PropCo II S.à r.l.	LUX	NIA	UK Logistics S.C.Sp.	Ownership	100.000	Allianz SE	NO	
							UK Logistics PropCo III S.à r.l.	LUX	NIA	UK Logistics S.C.Sp.	Ownership	100.000	Allianz SE	NO	
							UK Logistics PropCo IV S.à r.l.	LUX	NIA	UK Logistics S.C.Sp.	Ownership	100.000	Allianz SE	NO	
							UK Logistics PropCo V S.à r.l.	LUX	NIA	UK Logistics S.C.Sp.	Ownership	100.000	Allianz SE	NO	

97.74

ANNUAL STATEMENT FOR THE YEAR 2021 OF THE The American Insurance Company

SCHEDULE Y

PART 1A - DETAIL OF INSURANCE HOLDING COMPANY SYSTEM

1	2	3	4	5	6	7	8	9	10	11	12	13	14	15	16
Group Code	Group Name	NAIC Company Code	ID Number	Federal RSSD	CIK	Name of Securities Exchange if Publicly Traded (U.S. or International)	Names of Parent, Subsidiaries Or Affiliates	Domiciliary Location	Relationship to Reporting Entity	Directly Controlled by (Name of Entity/Person)	Type of Control (Ownership, Board, Management, Attorney-in-Fact, Influence, Other)	If Control is Ownership Provide Percentage	Ultimate Controlling Entity(ies)/Person(s)	Is an SCA Filing Required? (Yes/No)	*
							UK Logistics S.C.Sp.	LUX	NIA	Allianz Finance IX Luxembourg S.A.	Ownership	100.000	Allianz SE	NO	
							UK Outlet Mall Partnership LP	GBR	NIA	Allianz Lebensversicherungs-Aktiengesellschaft	Ownership	10.750	Allianz SE	NO	
							UK Outlet Mall Partnership LP	GBR	NIA	Allianz Versicherungs-Aktiengesellschaft	Ownership	4.364	Allianz SE	NO	
							UK Outlet Mall Partnership LP	GBR	NIA	Allianz Private Krankenversicherungs-Aktiengesellschaft	Ownership	4.360	Allianz SE	NO	
							ULLIS Investments S.A. SICAV-RAIF	LUX	NIA	Allianz Lebensversicherungs-Aktiengesellschaft	Ownership	12.010	Allianz SE	NO	
							ULLIS Investments S.A. SICAV-RAIF	LUX	NIA	Allianz Private Krankenversicherungs-Aktiengesellschaft	Ownership	6.903	Allianz SE	NO	
							ULLIS Investments S.A. SICAV-RAIF	LUX	NIA	Allianz Pensionskasse Aktiengesellschaft	Ownership	6.005	Allianz SE	NO	
							ULLIS Investments S.A. SICAV-RAIF	LUX	NIA	Allianz Versicherungs-Aktiengesellschaft	Ownership	3.010	Allianz SE	NO	
							Unspannwerk Putlitz GmbH & Co. KG	DEU	NIA	Windpark Freyenstein-Halenbeck GmbH & Co. KG	Ownership	13.600	Allianz SE	NO	
							Unspannwerk Putlitz GmbH & Co. KG	DEU	NIA	Windpark Berge-Kleeste GmbH & Co. KG	Ownership	11.800	Allianz SE	NO	
							United Initiators Holding GmbH	DEU	NIA	Allianz Leben Private Equity Fonds 2001 GmbH	Ownership	7.604	Allianz SE	NO	
							United Initiators Holding GmbH	DEU	NIA	APKV Private Equity Fonds GmbH	Ownership	1.562	Allianz SE	NO	
							United Initiators Holding GmbH	DEU	NIA	AZ-SGD Private Equity Fonds GmbH	Ownership	1.250	Allianz SE	NO	
							UP 36 SA	BEL	IA	Allianz Benelux S.A.	Ownership	100.000	Allianz SE	NO	
							Upward America Venture LP	US	NIA	Allianz US Private REIT LP	Ownership	20.808	Allianz SE	NO	
							Upward America Venture LP	US	NIA	APKV US Private REIT LP	Ownership	2.312	Allianz SE	NO	
							Upward America Venture LP	US	NIA	Allianz Versicherungs-Aktiengesellschaft	Ownership	0.880	Allianz SE	NO	
							USB LIHTC Fund 2021-6 LLC	US	NIA	Allianz Life Insurance Company of North America	Ownership	45.000	Allianz SE	NO	
							Vailog Hong Kong DC17 Limited	HKG	NIA	Allianz Finance IX Luxembourg S.A.	Ownership	100.000	Allianz SE	NO	
							Vailog Hong Kong DC19 Limited	HKG	NIA	Allianz Finance IX Luxembourg S.A.	Ownership	100.000	Allianz SE	NO	
							Valderrama S.A.	LUX	NIA	Allianz Finance VII Luxembourg S.A.	Ownership	75.750	Allianz SE	NO	
							Valderrama S.A.	LUX	NIA	Allianz Pensionskasse Aktiengesellschaft	Ownership	10.250	Allianz SE	NO	
							Valderrama S.A.	LUX	NIA	Allianz Versicherungs-Aktiengesellschaft	Ownership	10.000	Allianz SE	NO	
							Valderrama S.A.	LUX	NIA	Allianz Elementar Versicherungs-Aktiengesellschaft	Ownership	4.000	Allianz SE	NO	
							Valedge Holdings LLC	US	NIA	Allianz Renewable Energy Partners of America LLC	Ownership	58.700	Allianz SE	NO	
							Valedo III AB	SWE	NIA	Allianz Leben Private Equity Fonds 2001 GmbH	Ownership	9.187	Allianz SE	NO	
							Valedo III AB	SWE	NIA	AZ-SGD Private Equity Fonds GmbH	Ownership	2.362	Allianz SE	NO	
							Valedo III AB	SWE	NIA	APKV Private Equity Fonds GmbH	Ownership	1.575	Allianz SE	NO	
							Valley (III) Pte. Ltd.	SGP	NIA	Allianz Finance VII Luxembourg S.A.	Ownership	41.470	Allianz SE	NO	
							Vanilla Capital Markets S.A.	LUX	NIA	Allianz Lebensversicherungs-Aktiengesellschaft	Ownership	65.000	Allianz SE	NO	
							Vanilla Capital Markets S.A.	LUX	NIA	Allianz Pensionskasse Aktiengesellschaft	Ownership	17.000	Allianz SE	NO	
							Vanilla Capital Markets S.A.	LUX	NIA	Allianz Private Krankenversicherungs-Aktiengesellschaft	Ownership	13.000	Allianz SE	NO	
							Vanilla Capital Markets S.A.	LUX	NIA	Allianz Versicherungs-Aktiengesellschaft	Ownership	5.000	Allianz SE	NO	
							Vantage Mezzanine IV Feeder Partnership	ZAF	NIA	AZL-Argos 83	Ownership	23.581	Allianz SE	NO	
							Vantage Mezzanine IV Feeder Partnership	ZAF	NIA	Vermögensverwaltungsgesellschaft mbH	Ownership	2.944	Allianz SE	NO	
							VCIS Germany GmbH	DEU	NIA	APKV-Argos 84	Ownership	50.000	Allianz SE	NO	
							Vendis Capital III CommV	BEL	NIA	Vermögensverwaltungsgesellschaft mbH	Ownership	17.351	Allianz SE	NO	
							Vendis Capital III CommV	BEL	NIA	APKV Private Equity Fonds GmbH	Ownership	1.387	Allianz SE	NO	
							Verimi GmbH	DEU	NIA	Allianz Leben Private Equity Fonds 2001 GmbH	Ownership	19.121	Allianz SE	NO	

ANNUAL STATEMENT FOR THE YEAR 2021 OF THE The American Insurance Company

SCHEDULE Y

PART 1A - DETAIL OF INSURANCE HOLDING COMPANY SYSTEM

1	2	3	4	5	6	7	8	9	10	11	12	13	14	15	16
Group Code	Group Name	NAIC Company Code	ID Number	Federal RSSD	CIK	Name of Securities Exchange if Publicly Traded (U.S. or International)	Names of Parent, Subsidiaries Or Affiliates	Domiciliary Location	Relationship to Reporting Entity	Directly Controlled by (Name of Entity/Person)	Type of Control (Ownership, Board, Management, Attorney-in-Fact, Influence, Other)	If Control is Ownership Provide Percentage	Ultimate Controlling Entity(ies)/Person(s)	Is an SCA Filing Required? (Yes/No)	*
							VertBois S.à r.l.	LUX	NIA	Allianz Life Luxembourg S.A.	Ownership	50.000	Allianz SE	NO	
							VertBois S.à r.l.	LUX	NIA	Allianz Benelux S.A.	Ownership	50.000	Allianz SE	NO	
							Vesteda Residential Fund FGR	NLD	NIA	AZ Jupiter 10 B.V.	Ownership	11.069	Allianz SE	NO	
							Vesteda Residential Fund FGR	NLD	NIA	Allianz Benelux S.A.	Ownership	0.636	Allianz SE	NO	
							Vet Envoy Limited	GBR	NIA	Allianz Holdings plc	Ownership	100.000	Allianz SE	NO	
							VGP European Logistics 2 S.à r.l.	LUX	NIA	Allianz Finance VII Luxembourg S.A.	Ownership	50.000	Allianz SE	NO	
							VGP European Logistics S.à r.l.	LUX	NIA	Allianz Finance VII Luxembourg S.A.	Ownership	40.200	Allianz SE	NO	
							VGP European Logistics S.à r.l.	LUX	NIA	SAS Allianz Logistique	Ownership	6.704	Allianz SE	NO	
							VGP European Logistics S.à r.l.	LUX	NIA	Allianz Benelux S.A.	Ownership	3.096	Allianz SE	NO	
							VGP Park München GmbH	DEU	NIA	Allianz Lebensversicherungs-Aktiengesellschaft	Ownership	40.550	Allianz SE	NO	
							VGP Park München GmbH	DEU	NIA	Allianz Private Krankenversicherungs-Aktiengesellschaft	Ownership	4.500	Allianz SE	NO	
							VGP Park München GmbH	DEU	NIA	Allianz Pensionskasse Aktiengesellschaft	Ownership	3.850	Allianz SE	NO	
							Vigny Depierre Conseils SAS	FRA	NIA	Allianz IARD S.A.	Ownership	100.000	Allianz SE	NO	
							Vintage Rents S.L.	ESP	NIA	Elix Vintage Residencial SOCIMI S.A.	Ownership	100.000	Allianz SE	NO	
							Virtus AllianzGI Core Plus Bond Fund	US	NIA	Allianz Fund Investments Inc.	Ownership	77.140	Allianz SE	NO	
							Virtus AllianzGI Preferred Securities and Income Fund	US	NIA	Allianz Fund Investments Inc.	Ownership	37.330	Allianz SE	NO	
							VISION (III) Pte Ltd.	SGP	NIA	Allianz Finance VII Luxembourg S.A.	Ownership	30.000	Allianz SE	NO	
							Vitalbridge Fund II LP	CYM	NIA	Allianz Leben Private Equity Fonds 2001 GmbH	Ownership	12.424	Allianz SE	NO	
							Vitalbridge Fund II LP	CYM	NIA	APKV Private Equity Fonds GmbH	Ownership	0.707	Allianz SE	NO	
							Viveole SAS	FRA	NIA	Allianz Renewable Energy Partners Luxembourg II S.A.	Ownership	100.000	Allianz SE	NO	
							Vivy GmbH	DEU	NIA	Allianz SE	Ownership	100.000	Allianz SE	NO	
							VLS Versicherungslogistik GmbH	DEU	NIA	Allianz Deutschland AG	Ownership	100.000	Allianz SE	NO	
							Volab 2 S.à r.l.	LUX	NIA	Allianz Finance IX Luxembourg S.A.	Ownership	100.000	Allianz SE	NO	
							Volab S.à r.l.	LUX	NIA	Allianz Finance IX Luxembourg S.A.	Ownership	100.000	Allianz SE	NO	
							Volkswagen Autoversicherung AG	DEU	IA	Allianz Versicherungs-Aktiengesellschaft	Ownership	100.000	Allianz SE	NO	
							Volkswagen Autoversicherung Holding GmbH	DEU	NIA	Allianz Versicherungs-Aktiengesellschaft	Ownership	49.000	Allianz SE	NO	
							Volta	FRA	NIA	Allianz Retraite S.A.	Ownership	99.997	Allianz SE	NO	
							Vordere Zollamtsstraße 13 GmbH	AUT	NIA	Allianz Finance VII Luxembourg S.A.	Ownership	99.800	Allianz SE	NO	
							VW AV	DEU	NIA	Volkswagen Autoversicherung AG	Ownership	100.000	Allianz SE	NO	
							Waterford Blue Lagoon LP	US	NIA	Allianz US Private REIT LP	Ownership	29.890	Allianz SE	NO	
							Waterford Blue Lagoon LP	US	NIA	SAS Allianz Logistique	Ownership	11.760	Allianz SE	NO	
							Waterford Blue Lagoon LP	US	NIA	APKV US Private REIT LP	Ownership	4.410	Allianz SE	NO	
							Waterford Blue Lagoon LP	US	NIA	AZ Vers US Private REIT LP	Ownership	2.940	Allianz SE	NO	
							Wattinvest C	FRA	IA	Allianz Vie S.A.	Ownership	36.732	Allianz SE	NO	
							Wayhome Ltd.	GBR	NIA	Allianz Strategic Investments S.à r.l.	Ownership	19.860	Allianz SE	NO	
							WCI-Cedar Holdco LLC	US	NIA	Allianz Leben Private Equity Fonds 2001 GmbH	Ownership	11.939	Allianz SE	NO	
							WCI-Cedar Holdco LLC	US	NIA	Seine GmbH	Ownership	1.628	Allianz SE	NO	
							Weihong (Shanghai) Storage Services Co. Ltd.	CHN	NIA	Vaiilog Hong Kong DC17 Limited	Ownership	100.000	Allianz SE	NO	
							Weilong (Hubei) Storage Services Co. Ltd.	CHN	NIA	Castle Field Limited	Ownership	100.000	Allianz SE	NO	
							Weilong (Jiaxing) Storage Services Co. Ltd.	CHN	NIA	Elite Prize Limited	Ownership	100.000	Allianz SE	NO	
							Weiyi (Shenyang) Storage Services Co. Ltd.	CHN	NIA	Vaiilog Hong Kong DC19 Limited	Ownership	100.000	Allianz SE	NO	
							West Street European Infrastructure Partners III L.P.	US	NIA	Allianz Leben Infrastrukturfonds GmbH	Ownership	7.932	Allianz SE	NO	
							West Street European Infrastructure Partners III L.P.	US	NIA	APKV Infrastrukturfonds GmbH	Ownership	1.136	Allianz SE	NO	
							West Street European Infrastructure Partners III L.P.	US	NIA	AZ-SGD Infrastrukturfonds GmbH	Ownership	0.932	Allianz SE	NO	

ANNUAL STATEMENT FOR THE YEAR 2021 OF THE The American Insurance Company

SCHEDULE Y

PART 1A - DETAIL OF INSURANCE HOLDING COMPANY SYSTEM

1	2	3	4	5	6	7	8	9	10	11	12	13	14	15	16
Group Code	Group Name	NAIC Company Code	ID Number	Federal RSSD	CIK	Name of Securities Exchange if Publicly Traded (U.S. or International)	Names of Parent, Subsidiaries Or Affiliates	Domi-ciliary Location	Relation-ship to Reporting Entity	Directly Controlled by (Name of Entity/Person)	Type of Control (Ownership, Board, Management, Attorney-in-Fact, Influence, Other)	If Control is Ownership Provide Percentage	Ultimate Controlling Entity(ies)/Person(s)	Is an SCA Filing Re-quired? (Yes/No)	*
							WHP Parent LP	US	NIA	Allianz Leben Private Equity Fonds 2001 GmbH	Ownership	16.036	Allianz SE	NO	
							Windkraft Kirf Infrastruktur GmbH	DEU	NIA	Windpark Kirf GmbH & Co. KG	Ownership	50.000	Allianz SE	NO	
							Windpark Aller-Leine-Tal GmbH & Co. KG	DEU	NIA	Allianz Renewable Energy Partners III LP	Ownership	100.000	Allianz SE	NO	
							Windpark A0 GmbH	AUT	NIA	Allianz Renewable Energy Partners Luxembourg VI S.A.	Ownership	100.000	Allianz SE	NO	
							Windpark Berge-Kleeste GmbH & Co. KG	DEU	NIA	Allianz Renewable Energy Subholding GmbH & Co. KG	Ownership	100.000	Allianz SE	NO	
							Windpark Büttel GmbH & Co. KG	DEU	NIA	Allianz Renewable Energy Partners I LP	Ownership	100.000	Allianz SE	NO	
							Windpark Calau GmbH & Co. KG	DEU	NIA	Allianz Renewable Energy Partners III LP	Ownership	100.000	Allianz SE	NO	
							Windpark Cottbuser See GmbH & Co. KG	DEU	NIA	Allianz Renewable Energy Partners III LP	Ownership	100.000	Allianz SE	NO	
							Windpark Cottbuser See Repowering GmbH & Co. KG	DEU	NIA	Allianz Renewable Energy Partners I LP	Ownership	100.000	Allianz SE	NO	
							Windpark Dahme GmbH & Co. KG	DEU	NIA	Allianz Renewable Energy Partners III LP	Ownership	100.000	Allianz SE	NO	
							Windpark Dahme Repowering GmbH & Co. KG	DEU	NIA	Allianz Renewable Energy Partners III LP	Ownership	100.000	Allianz SE	NO	
							Windpark Eckolstädt GmbH & Co. KG	DEU	NIA	Allianz Renewable Energy Partners III LP	Ownership	100.000	Allianz SE	NO	
							Windpark EDM GmbH	AUT	NIA	Allianz Renewable Energy Partners Luxembourg VI S.A.	Ownership	100.000	Allianz SE	NO	
							Windpark EDM GmbH & Co. KG	AUT	NIA	Windpark EDM GmbH	Ownership	100.000	Allianz SE	NO	
							Windpark Emmendorf GmbH & Co. KG	DEU	NIA	Allianz Renewable Energy Subholding GmbH & Co. KG	Ownership	100.000	Allianz SE	NO	
							Windpark Emmendorf Repowering GmbH & Co. KG	DEU	NIA	Allianz Renewable Energy Partners I LP	Ownership	100.000	Allianz SE	NO	
							Windpark Freyenstein-Halenbeck GmbH & Co. KG	DEU	NIA	Allianz Renewable Energy Partners I LP	Ownership	100.000	Allianz SE	NO	
							Windpark Freyenstein-Halenbeck Repowering GmbH & Co. KG	DEU	NIA	Allianz Renewable Energy Partners I LP	Ownership	100.000	Allianz SE	NO	
							Windpark GHW GmbH	AUT	NIA	Allianz Renewable Energy Partners Luxembourg IV S.A.	Ownership	100.000	Allianz SE	NO	
							Windpark Kesfeld Repowering GmbH & Co. KG	DEU	NIA	Allianz Renewable Energy Partners I LP	Ownership	100.000	Allianz SE	NO	
							Windpark Kesfeld-Heckhuscheid GmbH & Co. KG	DEU	NIA	Allianz Renewable Energy Partners I LP	Ownership	100.000	Allianz SE	NO	
							Windpark Kirf GmbH & Co. KG	DEU	NIA	Allianz Renewable Energy Partners I LP	Ownership	100.000	Allianz SE	NO	
							Windpark Kirf Repowering GmbH & Co. KG	DEU	NIA	Allianz Renewable Energy Partners I LP	Ownership	100.000	Allianz SE	NO	
							Windpark Kittlitz GmbH & Co. KG	DEU	NIA	Allianz Renewable Energy Partners I LP	Ownership	100.000	Allianz SE	NO	
							Windpark Kittlitz Repowering GmbH & Co. KG	DEU	NIA	Allianz Renewable Energy Partners I LP	Ownership	100.000	Allianz SE	NO	
							Windpark Kleeste Repowering GmbH & Co. KG	DEU	NIA	Allianz Renewable Energy Partners I LP	Ownership	100.000	Allianz SE	NO	
							Windpark Ladendorf GmbH	AUT	NIA	Allianz Renewable Energy Partners Luxembourg IV S.A.	Ownership	100.000	Allianz SE	NO	
							Windpark Les Cent Jalois SAS	FRA	IA	Allianz Renewable Energy Partners Luxembourg II S.A.	Ownership	100.000	Allianz SE	NO	
							Windpark LOI GmbH	AUT	NIA	Allianz Renewable Energy Partners Luxembourg VI S.A.	Ownership	100.000	Allianz SE	NO	
							Windpark PDV GmbH	AUT	NIA	Allianz Renewable Energy Partners Luxembourg VI S.A.	Ownership	100.000	Allianz SE	NO	
							Windpark PL GmbH	AUT	NIA	Allianz Renewable Energy Partners Luxembourg VI S.A.	Ownership	100.000	Allianz SE	NO	
							Windpark Pröttlin GmbH & Co. KG	DEU	NIA	Allianz Renewable Energy Partners I LP	Ownership	100.000	Allianz SE	NO	
							Windpark Pröttlin Repowering GmbH & Co. KG	DEU	NIA	Allianz Renewable Energy Partners I LP	Ownership	100.000	Allianz SE	NO	
							Windpark Quitzow GmbH & Co. KG	DEU	IA	Allianz Renewable Energy Partners I LP	Ownership	100.000	Allianz SE	NO	
							Windpark Quitzow Repowering GmbH & Co. KG	DEU	NIA	Allianz Renewable Energy Partners I LP	Ownership	100.000	Allianz SE	NO	
							Windpark Redekin-Genthin GmbH & Co. KG	DEU	NIA	Allianz Renewable Energy Partners I LP	Ownership	100.000	Allianz SE	NO	
							Windpark Redekin-Genthin Repowering GmbH & Co. KG	DEU	NIA	Allianz Renewable Energy Partners I LP	Ownership	100.000	Allianz SE	NO	
							Windpark Scharndorf GmbH	AUT	NIA	Allianz Renewable Energy Partners Luxembourg IV S.A.	Ownership	100.000	Allianz SE	NO	

97.77

ANNUAL STATEMENT FOR THE YEAR 2021 OF THE The American Insurance Company

SCHEDULE Y

PART 1A - DETAIL OF INSURANCE HOLDING COMPANY SYSTEM

1	2	3	4	5	6	7	8	9	10	11	12	13	14	15	16
Group Code	Group Name	NAIC Company Code	ID Number	Federal RSSD	CIK	Name of Securities Exchange if Publicly Traded (U.S. or International)	Names of Parent, Subsidiaries Or Affiliates	Domiciliary Location	Relationship to Reporting Entity	Directly Controlled by (Name of Entity/Person)	Type of Control (Ownership, Board, Management, Attorney-in-Fact, Influence, Other)	If Control is Ownership Provide Percentage	Ultimate Controlling Entity(ies)/Person(s)	Is an SCA Filing Required? (Yes/No)	*
							Windpark Schönwalde GmbH & Co. KG	.DEU	NIA	Allianz Renewable Energy Partners I LP	Ownership	100.000	Allianz SE	NO	
							Windpark Schönwalde Repowering GmbH & Co. KG	.DEU	NIA	Allianz Renewable Energy Partners I LP	Ownership	100.000	Allianz SE	NO	
							Windpark Waltersdorf GmbH & Co. KG	.DEU	NIA	Allianz Renewable Energy Partners I LP	Ownership	100.000	Allianz SE	NO	
							Windpark Waltersdorf Repowering GmbH & Co. KG	.DEU	NIA	Allianz Renewable Energy Partners I LP	Ownership	100.000	Allianz SE	NO	
							Windpark Werder Zinndorf GmbH & Co. KG	.DEU	NIA	Allianz Renewable Energy Partners I LP	Ownership	100.000	Allianz SE	NO	
							Windpark Werder Zinndorf Repowering GmbH & Co. KG	.DEU	NIA	Allianz Renewable Energy Partners I LP	Ownership	100.000	Allianz SE	NO	
							Windpark Zistersdorf GmbH	.AUT	NIA	Allianz Renewable Energy Partners Luxembourg IV S.A.	Ownership	100.000	Allianz SE	NO	
							Windpower Poland Sp. z o.o.	.POL	NIA	Allianz Renewable Energy Partners Luxembourg VI S.A.	Ownership	100.000	Allianz SE	NO	
							Wohnen Deutschland II	.DEU	NIA	Allianz Lebensversicherungs-Aktiengesellschaft	Ownership	18.150	Allianz SE	NO	
							WSIP III Connect Infrastructure Holding 1 Ltd.	.GBR	NIA	Allianz Leben Infrastrukturfonds GmbH	Ownership	27.270	Allianz SE	NO	
							WSIP III Connect Infrastructure Holding 1 Ltd.	.GBR	NIA	APKV Infrastrukturfonds GmbH	Ownership	3.341	Allianz SE	NO	
							WSIP III Connect Infrastructure Holding 1 Ltd.	.GBR	NIA	AZ-SGD Infrastrukturfonds GmbH	Ownership	2.128	Allianz SE	NO	
							Xange Capital 2	.FRA	NIA	Allianz Vie S.A.	Ownership	17.178	Allianz SE	NO	
							YAO NEWREP Investments S.A.	.LUX	NIA	Allianz Vie S.A.	Ownership	20.040	Allianz SE	NO	
							YAO NEWREP Investments S.A.	.LUX	NIA	Allianz S.p.A.	Ownership	19.040	Allianz SE	NO	
							YAO NEWREP Investments S.A.	.LUX	NIA	Allianz Benelux S.A.	Ownership	15.030	Allianz SE	NO	
							YAO NEWREP Investments S.A.	.LUX	NIA	CreditRas Vita S.p.A.	Ownership	10.820	Allianz SE	NO	
							YAO NEWREP Investments S.A.	.LUX	NIA	Allianz Elementar Versicherungs-Aktiengesellschaft	Ownership	10.020	Allianz SE	NO	
							YAO NEWREP Investments S.A.	.LUX	NIA	Allianz Direct S.p.A.	Ownership	6.010	Allianz SE	NO	
							YAO NEWREP Investments S.A.	.LUX	NIA	CreditRas Assicurazioni S.p.A.	Ownership	5.010	Allianz SE	NO	
							YAO NEWREP Investments S.A.	.LUX	NIA	Euler Hermes S.A.	Ownership	4.010	Allianz SE	NO	
							YAO NEWREP Investments S.A.	.LUX	NIA	Allianz Compañía de Seguros y Reaseguros S.A.	Ownership	4.010	Allianz SE	NO	
							ZAD Allianz Bulgaria AD	.BGR	IA	Allianz Bulgaria Holding AD	Ownership	87.388	Allianz SE	NO	
							ZAD Allianz Bulgaria Life AD	.BGR	IA	Allianz Bulgaria Holding AD	Ownership	98.999	Allianz SE	NO	
							ZAD Energy AD	.BGR	IA	Allianz Bulgaria Holding AD	Ownership	50.979	Allianz SE	NO	
							Zagrebacka banka d.d.	.HRV	NIA	Allianz SE	Ownership	11.717	Allianz SE	NO	

Asterisk	Explanation
----------	-------------

ANNUAL STATEMENT FOR THE YEAR 2021 OF THE The American Insurance Company

SCHEDULE Y

PART 2 - SUMMARY OF INSURER'S TRANSACTIONS WITH ANY AFFILIATES

1	2	3	4	5	6	7	8	9	10	11	12	13
NAIC Company Code	ID Number	Names of Insurers and Parent, Subsidiaries or Affiliates	Shareholder Dividends	Capital Contributions	Purchases, Sales or Exchanges of Loans, Securities, Real Estate, Mortgage Loans or Other Investments	Income/ (Disbursements) Incurred in Connection with Guarantees or Undertakings for the Benefit of any Affiliate(s)	Management Agreements and Service Contracts	Income/ (Disbursements) Incurred Under Reinsurance Agreements	*	Any Other Material Activity Not in the Ordinary Course of the Insurer's Business	Totals	Reinsurance Recoverable/ (Payable) on Losses and/or Reserve Credit Taken/(Liability)
22837	36-6033855	AGCS Marine Insurance Company	0	0	0	0	(225,593)	52,390,457	*	0	52,164,864	514,246,379
	00-0000000	AGCS International Holding B.V.	0	0	0	0	0	0		0	0	0
	AA-8540000	AGF Burkina Assurances	0	0	0	0	0	296,186		0	296,186	0
	AA-1240011	AGF BELGIUM INSURANCE	0	0	0	0	0	(311,871)		0	(311,871)	(581,561)
	AA-2134109	Allianz Argentina Compañía de Seguros Generales S.A.	0	0	0	0	0	(6,271,826)		0	(6,271,826)	1,648,622
	AA-213XXX3	Allianz Argentina RE S.A.	0	0	0	0	0	(382,150)		0	(382,150)	74,689
	AA-1930610	Allianz Australia Insurance Limited	0	0	0	0	0	2,502,637		0	2,502,637	(2,209,882)
		Allianz Ayudhya General Insurance Pcl.	0	0	0	0	0	2,412		0	2,412	0
	AA-1240047	Allianz Benelux N.V.	0	0	0	0	0	396,285		0	396,285	3,050,000
	AA-9184100	Allianz Bulgaria Holding AD	0	0	0	0	0	0		0	0	0
	AA-5784101	Allianz C.P. General Insurance Co. Ltd.	0	0	0	0	0	(537,544)		0	(537,544)	192,717
	AA-9240009	Allianz China General Insurance Company Ltd.	0	0	0	0	0	(508,160)		0	(508,160)	1,572,522
	AA-9240050	Allianz China General Ins Co LTD	0	0	0	0	0	8,391,344		0	8,391,344	766,553
	AA-1840005	Allianz Compania de Seguros y Reaseguros	0	0	0	0	0	271,471		0	271,471	(263,866)
	AA-1120140	Allianz Cornhill International Insurance	0	0	0	0	0	(109,911)		0	(109,911)	29,301
	00-0000000	Allianz Cornhill Information Services Private Ltd.	0	0	0	0	340,287	0		0	340,287	0
	AA-4690035	Allianz Egypt Ins Co SAE (Allianz Ins Co of Egypt)	0	0	0	0	0	(277,227)		0	(277,227)	112,005
	AA-1220068	Allianz Elementar Versicherungs-Aktiengesellschaft	0	0	0	0	0	7,839		0	7,839	(7,224)
	AA-1580004	Allianz Fire and Marine Insurance Japan Ltd.	0	0	0	0	0	(3,771,014)		0	(3,771,014)	(77,691)
	AA-1320065	Allianz France	0	0	0	0	0	0		0	0	0
	AA-1740025	Allianz General Ins Co (Greece)	0	0	0	0	0	(27,500)	*	0	(27,500)	27,500
	AA-5480019	Allianz General Insurance Company (Malaysia) Berhad p.l.c.	0	0	0	0	0	(1,841,009)		0	(1,841,009)	460,626
	AA-2230017	Allianz Global & Corporate Specialty Brazil	0	0	0	0	0	(14,436,512)		0	(14,436,512)	2,199,524
	AA-1344102	Allianz Global Corporate & Specialty SE	0	0	0	0	0	734,951,042		0	734,951,042	(1,411,904,654)
		Allianz Global Corporate & Specialty South Africa Ltd.	0	0	0	0	0	0		0	0	0
35300	95-3187355	Allianz Global Risks US Insurance Company	19,440,389	47,679,648	0	0	32,029,148	(1,841,075,912)		0	(1,741,926,727)	(1,747,479,399)
	AA-1344101	Allianz Global Risks Reins Co Germany	0	0	0	0	0	937,376		0	937,376	0
	AA-1784105	Allianz Holdings p.l.c.	0	0	0	0	0	(70,238)		0	(70,238)	31,487
	AA-0090004	Allianz Hungária Biztosító Zrt.	0	0	0	0	0	(79,128)		0	(79,128)	22,280
	AA-1320013	Allianz Iard S.A.	0	0	0	0	0	(2,208,544)		0	(2,208,544)	(5,909,358)
	AA-1990001	Allianz Ins Limited	0	0	0	0	0	3,886,287		0	3,886,287	7,251,164
	AA-1120445	Allianz Insurance (Ex Cornhill Ins PLC)	0	0	0	0	0	(38,802)		0	(38,802)	(56,488)
	AA-012XXXX	Allianz Insurance Company Ghana Limited	0	0	0	0	0	(5,751)		0	(5,751)	21,789

ANNUAL STATEMENT FOR THE YEAR 2021 OF THE The American Insurance Company

SCHEDULE Y

PART 2 - SUMMARY OF INSURER'S TRANSACTIONS WITH ANY AFFILIATES

1	2	3	4	5	6	7	8	9	10	11	12	13
NAIC Company Code	ID Number	Names of Insurers and Parent, Subsidiaries or Affiliates	Shareholder Dividends	Capital Contributions	Purchases, Sales or Exchanges of Loans, Securities, Real Estate, Mortgage Loans or Other Investments	Income/ (Disbursements) Incurred in Connection with Guarantees or Undertakings for the Benefit of any Affiliate(s)	Management Agreements and Service Contracts	Income/ (Disbursements) Incurred Under Reinsurance Agreements	*	Any Other Material Activity Not in the Ordinary Course of the Insurer's Business	Totals	Reinsurance Recoverable/ (Payable) on Losses and/or Reserve Credit Taken/(Liability)
	AA-6640004	Allianz Insurance Company of Kenya Limited	.0	.0	.0	.0	.0	586		0	586	4,087
	AA-888XXX	Allianz Insurance Lanka	.0	.0	.0	.0	.0	2,165		0	2,165	985
	41-1839586	Allianz Individual Insurance Group, LLC	(3,500,000)	.0	.0	.0	.0	.0		0	(3,500,000)	0
	00-0000000	Allianz Investment Management,US LLC	.0	7,586,110	.0	.0	233,768	.0		0	7,819,878	0
	41-1999496	Allianz Investment Management, LLC	(41,036,110)	.0	.0	.0	4,416,201	.0		0	(36,619,909)	0
	46-1941579	Allianz Fund Investments, Inc.	.0	.0	.0	.0	.0	.0		0	0	0
	AA-916XXX	Allianz Kazakhstan	.0	.0	.0	.0	.0	.0		0	0	0
	41-1868049	Allianz Life Financial Services, LLC	.0	47,582,668	.0	.0	.0	.0		0	47,582,668	0
13966	27-3614869	Allianz Life Insurance Company of Missouri	.0	.0	.0	.0	.0	12,847,402		0	12,847,402	(110,473,100)
90611	41-1366075	Allianz Life Insurance Company of North America	(855,256,533)	(121,545,413)	.0	.0	.0	(12,847,402)		0	(989,649,348)	110,473,100
	AA-6860000	Allianz Maroc S.A.	.0	.0	.0	.0	.0	16,867		0	16,867	54,845
		Allianz Madagascar Assurances	.0	.0	.0	.0	.0	.0		0	0	0
	AA-2734112	Allianz México S.A. Compañía de Seguros	.0	.0	.0	.0	.0	(53,329,331)		0	(53,329,331)	26,407,982
	AA-1380007	Allianz Nederland N.V.	.0	.0	.0	.0	.0	67,029		0	67,029	(11,407)
		Allianz Nigeria Insurance Ltd	.0	.0	.0	.0	.0	1,204		0	1,204	0
	13-2883190	Allianz of America, Inc.	(1,920,000,000)	200,000,000	.0	.0	(35,978,297)	.0		0	(1,755,978,297)	0
	AA-9350001	Allianz pojistovna a.s.	.0	.0	.0	.0	.0	226,520		0	226,520	(548,708)
	AA-1780090	Allianz RE Dublin dac	.0	.0	.0	.0	.0	351,492,102		0	351,492,102	(905,055,764)
21911	94-6078058	Allianz Reinsurance America, Inc.	.0	(200,000,000)	.0	.0	.0	(1,034,991,001)		0	(1,234,991,001)	(788,637,804)
	47-5606835	Allianz Renewable Energy Partners of America LLC	(19,440,389)	(47,679,648)	.0	.0	.0	.0		0	(67,120,037)	0
	AA-3194158	Allianz Risk Transfer - Bermuda	.0	.0	.0	.0	.0	236,099,739		0	236,099,739	(758,297,482)
	AA-1464104	Allianz Risk Transfer - Switzerland	.0	.0	.0	.0	.0	(2,736,866)	*	0	(2,736,866)	(50,358,952)
	AA-1360182	Allianz S.p.A.	.0	.0	.0	.0	.0	(48,937)		0	(48,937)	228,014
	AA-1340026	Allianz SE	2,820,000,000	.0	.0	.0	.0	138,502,433		0	2,958,502,433	(1,497,571,093)
	AA-1841025	Allianz Seguros	.0	.0	.0	.0	.0	.0		0	0	0
	AA-2230120	Allianz Seguros SA	.0	.0	.0	.0	.0	(10,338)	*	0	(10,338)	26,197
	AA-2334103	Allianz Seguros SA (Colombia)	.0	.0	.0	.0	.0	(3,915,822)	*	0	(3,915,822)	5,673,579
	AA-685XXX	Allianz Senegal	.0	.0	.0	.0	.0	(643,716)	*	0	(643,716)	966
	00-0000000	Allianz Strategic Investments, LLC	.0	66,376,635	.0	.0	.0	.0		0	66,376,635	0
	AA-1460082	Allianz Suisse Versicherungs-Gesellschaft AG	.0	.0	.0	.0	.0	12,617,880		0	12,617,880	(152,171)
	AA-9680003	Allianz Tiriact Asigurari SA	.0	.0	.0	.0	.0	(13,281)		0	(13,281)	12,506
	AA-9260001	Allianz Ukraine	.0	.0	.0	.0	.0	(96,042)		0	(96,042)	36,114
36420	95-3323939	Allianz Underwriters Insurance Company	.0	.0	.0	.0	5,201	172,138,440	*	0	172,138,440	675,532,674
	AA-1460007	Allianz Verischerungs Schweiz AG	.0	.0	.0	.0	.0	(548,229)		0	(548,229)	0
	AA-9694100	Allianz Zagreb Insurance & Reins	.0	.0	.0	.0	.0	(43,515)		0	(43,515)	36,443
21849	22-1608585	American Automobile Insurance Company	.0	.0	.0	.0	256,529	.0		0	256,529	516,247,740
21857	22-0731810	American Insurance Company	.0	.0	.0	.0	(39,731)	.0		0	(39,731)	93,095,104
21865	22-1708002	Associated Indemnity Corporation	(22,565,924)	(48,994,366)	.0	.0	(128,894)	.0		0	(71,689,184)	805,136,597
	AA-1320139	AWP International SA	.0	.0	.0	.0	.0	7,072,243		0	7,072,243	(1,865,765)

ANNUAL STATEMENT FOR THE YEAR 2021 OF THE The American Insurance Company

SCHEDULE Y

PART 2 - SUMMARY OF INSURER'S TRANSACTIONS WITH ANY AFFILIATES

1	2	3	4	5	6	7	8	9	10	11	12	13
NAIC Company Code	ID Number	Names of Insurers and Parent, Subsidiaries or Affiliates	Shareholder Dividends	Capital Contributions	Purchases, Sales or Exchanges of Loans, Securities, Real Estate, Mortgage Loans or Other Investments	Income/ (Disbursements) Incurred in Connection with Guarantees or Undertakings for the Benefit of any Affiliate(s)	Management Agreements and Service Contracts	Income/ (Disbursements) Incurred Under Reinsurance Agreements	*	Any Other Material Activity Not in the Ordinary Course of the Insurer's Business	Totals	Reinsurance Recoverable/ (Payable) on Losses and/or Reserve Credit Taken/(Liability)
	AA-1460040	AWP P&C SA	0	0	0	0	0	4,072,734		0	4,072,734	(916,723)
	AA-5340006	Bajaj Allianz General Insurance Company Ltd.	0	0	0	0	0	2,922,666		0	2,922,666	18,075,405
	AA-1120300	British Reserve Insurance Co. Ltd.	0	0	0	0	0	0		0	0	0
22810	36-6042949	Chicago Insurance Company	0	0	0	0	(14,761)	67,043,007		0	67,028,246	98,111,765
	AA-1820015	Companhia de Seguros Allianz Portugal S.A.	0	0	0	0	0	(103,566)		0	(103,566)	114,980
	00-0000000	Euler Hermes Group	0	0	0	0	11,808,911	0		0	11,808,911	0
	AA-5320043	Euler Hermes Hong Kong Branch	0	0	0	0	0	0		0	0	106,992
	AA-1341001	Euler Hermes Kreditversicherungs AG	0	0	0	0	0	(137,397)		0	(137,397)	(656,679)
20516	52-0222226	Euler Hermes North America Insurance Company	0	0	0	0	(23,033,481)	(18,545,266)	*	0	(41,578,747)	26,822,652
	AA-1460000	Euler Hermes RE	0	0	0	0	0	5,700,934		0	5,700,934	(29,261,044)
	00-0000000	Euler Hermes Services S.A.S.	0	0	0	0	10,292,840	0	*	0	10,292,840	0
	AA-1320285	Euler Hermes SFAC	0	0	0	0	0	0		0	0	0
	AA-1121460	Euler Hermes UK, PLC	0	0	0	0	0	(2,396)		0	(2,396)	(108,485)
11380	68-0004569	Fireman's Fund Indemnity Corporation	0	0	0	0	(3,648)	0		0	(3,648)	11,630,244
21873	94-1610280	Fireman's Fund Insurance Company	22,565,924	48,994,366	0	0	48,148	910,535,613	*	0	982,144,051	2,416,091,749
	AA-9220018	Insurance Joint Stock Co	0	0	0	0	0	(589,783)		0	(589,783)	221,087
22829	36-2259886	Interstate Fire & Casualty Company	0	0	0	0	200,175	302,290,239		0	302,490,414	1,231,882,059
11630	13-5556470	Jefferson Insurance Company	0	0	0	0	(233,768)	(24,460,020)		0	(24,693,788)	(14,160,070)
	AA-1864106	KOC Allianz Sigorta AS	0	0	0	0	0	(59,119)		0	(59,119)	107,657
	AA-4190003	Medgulf Takaful B.S.C.(c)	0	0	0	0	0	(23,248)		0	(23,248)	59,770
21881	36-2704643	National Surety Corporation	0	0	0	0	26,965	2,004		0	28,969	757,866,322
	AA-1220000	Prisma Kreditversicherungs-AG	0	0	0	0	0	55,453		0	55,453	9,642
	AA-5360125	PT Asuransi Allianz Utama Indonesia Ltd.	0	0	0	0	0	(2,142,632)		0	(2,142,632)	368,470
	20-1051604	Questar Asset Management, Inc	0	0	0	0	0	0		0	0	0
	38-3342968	Questar Capital Corporation	0	0	0	0	0	0		0	0	0
	AA-4560000	Saudi Fransi Cooperative Insurance Company	0	0	0	0	0	(134,596)		0	(134,596)	16,076
	AA-2330041	Solunion Colombia Seguros de Crédito, SA	0	0	0	0	0	0		0	0	0
	AA-2730058	Solunion Mexico Seguros de Credito S.A.	0	0	0	0	0	0		0	0	0
	AA-9640001	TU Allianz Polska S.A.	0	0	0	0	0	(354,994)		0	(354,994)	406,410
	35-2065919	Yorktown Financial Companies, Inc.	(207,357)	0	0	0	0	0		0	(207,357)	0
9999999	Control Totals		0	0	0	0	0	0	XXX	0	0	0

ANNUAL STATEMENT FOR THE YEAR 2021 OF THE The American Insurance Company

SCHEDULE Y

PART 3 - ULTIMATE CONTROLLING PARTY AND LISTING OF OTHER U.S. INSURANCE GROUPS OR ENTITIES UNDER THAT ULTIMATE CONTROLLING PARTY'S CONTROL

1	2	3	4	5	6	7	8
Insurers in Holding Company	Owners with Greater Than 10% Ownership	Ownership Percentage Column 2 of Column 1	Granted Disclaimer of Control\ Affiliation of Column 2 Over Column 1 (Yes/No)	Ultimate Controlling Party	U.S. Insurance Groups or Entities Controlled by Column 5	Ownership Percentage (Column 5 of Column 6)	Granted Disclaimer of Control\ Affiliation of Column 5 Over Column 6 (Yes/No)
Allianz Global Corporate & Specialty SE	Allianz SE	100.000	NO	Allianz SE		0.000	
Allianz México S.A. Compañía de Seguros	Allianz of America, Inc.	99.900	NO	Allianz SE		0.000	
Allianz Reinsurance America, Inc.	Allianz of America, Inc.	100.000	NO	Allianz SE	Allianz Insurance Group	100.000	NO
Allianz Global Risks US Insurance Company	AGCS International Holding B.V.	76.100	NO	Allianz SE	Allianz Insurance Group	100.000	NO
Allianz Global Risks US Insurance Company	Allianz of America, Inc.	23.900	NO	Allianz SE	Allianz Insurance Group	100.000	NO
Allianz Underwriters Insurance Company	Allianz Global Risks US Insurance Company	100.000	NO	Allianz SE	Allianz Insurance Group	100.000	NO
AGCS Marine Insurance Company	Allianz Global Risks US Insurance Company	100.000	NO	Allianz SE	Allianz Insurance Group	100.000	NO
Fireman's Fund Insurance Company	Allianz Global Risks US Insurance Company	100.000	NO	Allianz SE	Allianz Insurance Group	100.000	NO
American Automobile Insurance Company	Fireman's Fund Insurance Company	100.000	NO	Allianz SE	Allianz Insurance Group	100.000	NO
Fireman's Fund Indemnity Corporation	Fireman's Fund Insurance Company	100.000	NO	Allianz SE	Allianz Insurance Group	100.000	NO
Interstate Fire & Casualty Company	Fireman's Fund Insurance Company	100.000	NO	Allianz SE	Allianz Insurance Group	100.000	NO
National Surety Corporation	Fireman's Fund Insurance Company	100.000	NO	Allianz SE	Allianz Insurance Group	100.000	NO
The American Insurance Company	Fireman's Fund Insurance Company	100.000	NO	Allianz SE	Allianz Insurance Group	100.000	NO
Chicago Insurance Company	Fireman's Fund Insurance Company	100.000	NO	Allianz SE	Allianz Insurance Group	100.000	NO
Associated Indemnity Corporation	Fireman's Fund Insurance Company	100.000	NO	Allianz SE	Allianz Insurance Group	100.000	NO
Allianz Global Corporate & Specialty of Bermuda, LTD	Wm. H. McGee & Company of Bermuda, Ltd.	100.000	NO	Allianz SE		0.000	
Allianz Risk Transfer (Bermuda) Ltd.	Allianz Global Risks US Insurance Company	100.000	NO	Allianz SE		0.000	
Allianz Life Insurance Company of New York	Allianz Life Insurance Company of North America	100.000	NO	Allianz SE	Allianz Insurance Group	100.000	NO
Allianz Life Insurance Company of North America	Allianz of America, Inc.	100.000	NO	Allianz SE	Allianz Insurance Group	100.000	NO
Jefferson Insurance Company	AWP USA Inc.	100.000	NO	Allianz SE	Allianz Insurance Group	100.000	NO
Euler Hermes Group	Allianz France S.A.	98.550	NO	Allianz SE		0.000	
Euler Hermes North America Insurance Company	Euler Hermes North America Holding, Inc.	100.000	NO	Allianz SE	Allianz Insurance Group	100.000	NO
Euler Hermes North America Holding, Inc	Euler Hermes Group	100.000	NO	Allianz SE		0.000	
Solunion Mexico Seguros de Crédito, S.A.	Solunion America Holding S.L.	99.998	NO	Allianz SE		0.000	
Euler Hermes Seguros de Credito SA (Brazil)	Euler Hermes Serviços de Gestão de Riscos Ltda	100.000	NO	Allianz SE		0.000	
Euler Hermes S.A.	Euler Hermes Group	100.000	NO	Allianz SE		0.000	
Euler Hermes Serviços de Gestão de Riscos Ltda	Euler Hermes Luxembourg Holding S.à.r.l.	100.000	NO	Allianz SE		0.000	
Solunion Servicios de Crédito Argentina, S.A.	Solunion Seguros de Crédito, Compañía Internacional de Seguros y Reaseguros SA Spain	95.000	NO	Allianz SE		0.000	
Solunion Chile Seguros de Crédito, S.A.	Solunion America Holding S.L.	51.800	NO	Allianz SE		0.000	
Solunion Chile Seguros de Crédito, S.A.	Solunion Chile Servicios de Crédito, Ltda	36.300	NO	Allianz SE		0.000	
Solunion Seguros de Crédito, Compañía Internacional de Seguros y Reaseguros SA Spain	Euler Hermes Luxembourg Holding S.à.r.l.	50.000	NO	Allianz SE		0.000	
Solunion Colombia Seguros de Crédito, SA	Solunion America Holding S.L.	94.900	NO	Allianz SE		0.000	
ADAC Autoversicherung AG	Allianz Versicherungs-Aktiengesellschaft	51.000	NO	Allianz SE		0.000	
AEON Allianz Life Insurance Co. Ltd.	Allianz SE	40.000	NO	Allianz SE		0.000	
Allianz Argentina Compañía de Seguros Generales S.A.	Allianz South America Holding B.V.	98.978	NO	Allianz SE		0.000	
Allianz Australia General Insurance Limited	Allianz Australia Insurance Limited	100.000	NO	Allianz SE		0.000	
Allianz Australia Insurance Limited	Allianz Australia Limited	100.000	NO	Allianz SE		0.000	
Allianz Australia Limited	Allianz Europe B.V.	100.000	NO	Allianz SE		0.000	
Allianz Ayudhya Assurance Public Company Limited	CPRN Thailand Ltd.	34.745	NO	Allianz SE		0.000	
Allianz Ayudhya Assurance Public Company Limited	Allianz SE	31.970	NO	Allianz SE		0.000	
Allianz Ayudhya Assurance Public Company Limited	Allianz SE	16.102	NO	Allianz SE		0.000	

ANNUAL STATEMENT FOR THE YEAR 2021 OF THE The American Insurance Company

SCHEDULE Y

PART 3 - ULTIMATE CONTROLLING PARTY AND LISTING OF OTHER U.S. INSURANCE GROUPS OR ENTITIES UNDER THAT ULTIMATE CONTROLLING PARTY'S CONTROL

1 Insurers in Holding Company	2 Owners with Greater Than 10% Ownership	3 Ownership Percentage Column 2 of Column 1	4 Granted Disclaimer of Control/ Affiliation of Column 2 Over Column 1 (Yes/No)	5 Ultimate Controlling Party	6 U.S. Insurance Groups or Entities Controlled by Column 5	7 Ownership Percentage (Column 5 of Column 6)	8 Granted Disclaimer of Control/ Affiliation of Column 5 Over Column 6 (Yes/No)
Allianz Ayudhya General Insurance Public Company Limited	Allianz SE	100.000	NO	Allianz SE		0.000	
Allianz Benelux S.A.	Allianz Nederland Groep N.V.	100.000	NO	Allianz SE		0.000	
Allianz Brasil Seguradora S.A.	Allianz Seguros S.A.	100.000	NO	Allianz SE		0.000	
Allianz Cameroun Assurances SA	Allianz Africa SAS	70.803	NO	Allianz SE		0.000	
Allianz Cameroun Assurances Vie SA	Allianz Africa SAS	76.444	NO	Allianz SE		0.000	
Allianz China Life Insurance Co. Ltd.	Allianz China Insurance Holding Limited	100.000	NO	Allianz SE		0.000	
Allianz Côte d'Ivoire Assurances SA	Allianz Africa SAS	73.235	NO	Allianz SE		0.000	
Allianz Côte d'Ivoire Assurances Vie SA	Allianz Africa SAS	70.010	NO	Allianz SE		0.000	
Allianz Direct S.p.A.	Allianz S.p.A.	99.990	NO	Allianz SE		0.000	
Allianz Direct Versicherungs-AG	Allianz SE	100.000	NO	Allianz SE		0.000	
Allianz EFU Health Insurance Ltd.	Allianz SE	49.000	NO	Allianz SE		0.000	
Allianz Elementar Lebensversicherungs-Aktiengesellschaft	Allianz Elementar Versicherungs-Aktiengesellschaft	100.000	NO	Allianz SE		0.000	
Allianz Elementar Versicherungs-Aktiengesellschaft	Allianz Holding eins GmbH	100.000	NO	Allianz SE		0.000	
Allianz Fire and Marine Insurance Japan Ltd.	Allianz Global Corporate & Specialty SE	100.000	NO	Allianz SE		0.000	
Allianz General Insurance Company (Malaysia) Berhad	Allianz Malaysia Berhad	100.000	NO	Allianz SE		0.000	
Allianz General Insurance Public Co. Ltd.	CPRN Thailand Ltd.	75.000	NO	Allianz SE		0.000	
Allianz General Insurance Public Co. Ltd.	Allianz SE	25.000	NO	Allianz SE		0.000	
Allianz General Laos Co. Ltd.	Allianz Finance II Luxembourg S.à r.l.	51.000	NO	Allianz SE		0.000	
Allianz Global Corporate & Specialty Resseguros Brasil S.A.	Allianz Global Corporate & Specialty do Brasil Participações Ltda.	100.000	NO	Allianz SE		0.000	
Allianz Global Corporate & Specialty South Africa Ltd.	Allianz Global Corporate & Specialty of Africa (Proprietary) Ltd.	100.000	NO	Allianz SE		0.000	
Allianz Hayat ve Emeklilik A.S.	Allianz Europe B.V.	86.000	NO	Allianz SE		0.000	
Allianz Insurance Company of Ghana Limited	Allianz Africa Holding GmbH	100.000	NO	Allianz SE		0.000	
Allianz Insurance Company of Kenya Limited	Allianz Africa SAS	99.989	NO	Allianz SE		0.000	
Allianz Insurance Lanka Limited	Allianz SE	100.000	NO	Allianz SE		0.000	
Allianz Insurance plc	Allianz Holdings plc	100.000	NO	Allianz SE		0.000	
Allianz Jingdong General Insurance Company Ltd.	Allianz SE	50.000	NO	Allianz SE		0.000	
Allianz Lebensversicherungs-Aktiengesellschaft	Allianz Deutschland AG	94.900	NO	Allianz SE		0.000	
Allianz Life (Bermuda) Ltd.	Allianz MENA Holding (Bermuda) Ltd.	100.000	NO	Allianz SE		0.000	
Allianz Life Assurance Company - Egypt S.A.E.	Allianz Europe Ltd.	87.770	NO	Allianz SE		0.000	
Allianz Life Insurance Company Ltd.	JSC Insurance Company Allianz	100.000	NO	Allianz SE		0.000	
Allianz Life Insurance Company of Ghana Limited	Allianz Africa Holding GmbH	100.000	NO	Allianz SE		0.000	
Allianz Life Insurance Lanka Ltd.	Allianz SE	100.000	NO	Allianz SE		0.000	
Allianz Life Insurance Malaysia Berhad	Allianz Malaysia Berhad	100.000	NO	Allianz SE		0.000	
Allianz Life Luxembourg S.A.	Allianz Benelux S.A.	99.996	NO	Allianz SE		0.000	
Allianz p.l.c.	Allianz Holdings p.l.c.	100.000	NO	Allianz SE		0.000	
Allianz PNB Life Insurance Inc.	Allianz SE	51.000	NO	Allianz SE		0.000	
Allianz Private Krankenversicherungs-Aktiengesellschaft	Allianz Deutschland AG	100.000	NO	Allianz SE		0.000	
Allianz Re Argentina S.A.	Allianz Argentina Compañía de Seguros Generales S.A.	95.000	NO	Allianz SE		0.000	

ANNUAL STATEMENT FOR THE YEAR 2021 OF THE The American Insurance Company

SCHEDULE Y

PART 3 - ULTIMATE CONTROLLING PARTY AND LISTING OF OTHER U.S. INSURANCE GROUPS OR ENTITIES UNDER THAT ULTIMATE CONTROLLING PARTY'S CONTROL

1	2	3	4	5	6	7	8
Insurers in Holding Company	Owners with Greater Than 10% Ownership	Ownership Percentage Column 2 of Column 1	Granted Disclaimer of Control\ Affiliation of Column 2 Over Column 1 (Yes/No)	Ultimate Controlling Party	U.S. Insurance Groups or Entities Controlled by Column 5	Ownership Percentage (Column 5 of Column 6)	Granted Disclaimer of Control\ Affiliation of Column 5 Over Column 6 (Yes/No)
Allianz Re Dublin dac	Allianz Europe B.V.	55.047	NO	Allianz SE		0.000	
Allianz Re Dublin dac	Euler Hermes Group SAS	44.953	NO	Allianz SE		0.000	
Allianz Risk Transfer AG	AGCS International Holding B.V.	60.000	NO	Allianz SE		0.000	
Allianz Risk Transfer AG	Allianz Global Corporate & Specialty SE	40.000	NO	Allianz SE		0.000	
Allianz Saúde S.A.	Allianz Seguros S.A.	99.999	NO	Allianz SE		0.000	
Allianz Seguros S.A.	Allianz do Brasil Participações Ltda.	99.995	NO	Allianz SE		0.000	
Allianz Seguros S.A.	Allianz Colombia S.A.	94.995	NO	Allianz SE		0.000	
Allianz Sénégal Assurances SA	Allianz Africa SAS	83.378	NO	Allianz SE		0.000	
Allianz Sénégal Assurances Vie SA	Allianz Africa SAS	98.488	NO	Allianz SE		0.000	
Allianz Sigorta A.S.	Allianz SE	96.214	NO	Allianz SE		0.000	
Allianz Suisse Lebensversicherungs-Gesellschaft AG	Allianz Suisse Versicherungs-Gesellschaft AG	99.993	NO	Allianz SE		0.000	
Allianz Suisse Versicherungs-Gesellschaft AG	Allianz Europe B.V.	100.000	NO	Allianz SE		0.000	
Allianz Taiwan Life Insurance Co. Ltd.	Allianz SE	99.734	NO	Allianz SE		0.000	
Allianz Ukraine LLC	Allianz Holding eins GmbH	99.978	NO	Allianz SE		0.000	
Allianz Vie S.A.	Allianz France S.A.	98.276	NO	Allianz SE		0.000	
Allianz Viva S.p.A.	Allianz S.p.A.	100.000	NO	Allianz SE		0.000	
Allianz Yasam ve Emeklilik A.S.	Allianz Sigorta A.S.	80.000	NO	Allianz SE		0.000	
Aviva TU na Zycie S.A.	Allianz Holding eins GmbH	100.000	NO	Allianz SE		0.000	
Aviva TU Ogolnych S.A.	Allianz Holding eins GmbH	100.000	NO	Allianz SE		0.000	
AWP Health & Life S.A.	Allianz Partners S.A.S.	100.000	NO	Allianz SE		0.000	
AWP Ticket Guard Small Amount & Short Term Insurance Co. Ltd.	AWP Japan Co. Ltd.	100.000	NO	Allianz SE		0.000	
Bajaj Allianz General Insurance Company Ltd.	Allianz SE	26.000	NO	Allianz SE		0.000	
Bajaj Allianz Life Insurance Company Ltd.	Allianz SE	26.000	NO	Allianz SE		0.000	
BBVA Allianz Seguros y Reaseguros S.A.	Allianz Compañía de Seguros y Reaseguros S.A.	50.010	NO	Allianz SE		0.000	
CAP, Rechtsschutz-Versicherungsgesellschaft AG	Allianz Suisse Versicherungs-Gesellschaft AG	100.000	NO	Allianz SE		0.000	
CIC Allianz Insurance Ltd.	Allianz Australia Insurance Limited	100.000	NO	Allianz SE		0.000	
CreditRas Assicurazioni S.p.A.	Allianz S.p.A.	50.000	NO	Allianz SE		0.000	
CreditRas Vita S.p.A.	Allianz S.p.A.	50.000	NO	Allianz SE		0.000	
Darta Saving Life Assurance dac	Allianz S.p.A.	100.000	NO	Allianz SE		0.000	
Deutsche Lebensversicherungs-Aktiengesellschaft	Allianz Deutschland AG	100.000	NO	Allianz SE		0.000	
Enhanced Reinsurance Ltd.	Allianz SE	24.900	NO	Allianz SE		0.000	
Euler Hermes Acmar SA	Euler Hermes S.A.	55.000	NO	Allianz SE		0.000	
Euler Hermes Ré SA	Euler Hermes Reinsurance AG	100.000	NO	Allianz SE		0.000	
Euler Hermes Reinsurance AG	Allianz Re Dublin dac	100.000	NO	Allianz SE		0.000	
Euler Hermes Sigorta A.S.	Euler Hermes S.A.	100.000	NO	Allianz SE		0.000	
Fairmead Insurance Limited	Liverpool Victoria General Insurance Group Limited	100.000	NO	Allianz SE		0.000	
Fénix Directo Compañía de Seguros y Reaseguros S.A.	Allianz Compañía de Seguros y Reaseguros S.A.	100.000	NO	Allianz SE		0.000	
Fragonard Assurance S.A.	AWP France SAS	100.000	NO	Allianz SE		0.000	
Generation Vie S.A.	Allianz Vie S.A.	28.631	NO	Allianz SE		0.000	
Generation Vie S.A.	Allianz France S.A.	23.869	NO	Allianz SE		0.000	
Gothaer Asigurari Reasigurari S.A.	Allianz Tiriac Asigurari SA	99.999	NO	Allianz SE		0.000	
Highway Insurance Company Limited	Highway Insurance Group Limited	100.000	NO	Allianz SE		0.000	
Insurance CJSC Medexpress	JSC Insurance Company Allianz	58.378	NO	Allianz SE		0.000	

ANNUAL STATEMENT FOR THE YEAR 2021 OF THE The American Insurance Company

SCHEDULE Y

PART 3 - ULTIMATE CONTROLLING PARTY AND LISTING OF OTHER U.S. INSURANCE GROUPS OR ENTITIES UNDER THAT ULTIMATE CONTROLLING PARTY'S CONTROL

1	2	3	4	5	6	7	8
Insurers in Holding Company	Owners with Greater Than 10% Ownership	Ownership Percentage Column 2 of Column 1	Granted Disclaimer of Control\ Affiliation of Column 2 Over Column 1 (Yes/No)	Ultimate Controlling Party	U.S. Insurance Groups or Entities Controlled by Column 5	Ownership Percentage (Column 5 of Column 6)	Granted Disclaimer of Control\ Affiliation of Column 5 Over Column 6 (Yes/No)
Insurance CJSC Medexpress	Allianz Life Insurance Company Ltd.	41.622	NO	Allianz SE		0.000	
JSC Insurance Company Allianz	Allianz Holding eins GmbH	99.999	NO	Allianz SE		0.000	
Jubilee Allianz General Insurance (K) Limited	Allianz Africa Holding GmbH	66.000	NO	Allianz SE		0.000	
La Rurale SA	Allianz IARD S.A.	99.983	NO	Allianz SE		0.000	
Liverpool Victoria Insurance Company Limited	Liverpool Victoria General Insurance Group Limited	100.000	NO	Allianz SE		0.000	
LLC IC Euler Hermes Ru	Euler Hermes S.A.	100.000	NO	Allianz SE		0.000	
Medgulf Takaful B.S.C.(c)	Allianz Europe Ltd.	25.000	NO	Allianz SE		0.000	
National Insurance Company Berhad Ltd.	Allianz Global Corporate & Specialty SE	25.000	NO	Allianz SE		0.000	
Protexia France S.A.	Allianz IARD S.A.	99.999	NO	Allianz SE		0.000	
PT Asuransi Allianz Life Indonesia	Allianz of Asia-Pacific and Africa GmbH	99.760	NO	Allianz SE		0.000	
PT Asuransi Allianz Utama Indonesia	Allianz of Asia-Pacific and Africa GmbH	97.751	NO	Allianz SE		0.000	
RE-AA SA	Allianz Africa SAS	100.000	NO	Allianz SE		0.000	
Santander Aviva TU na Zycie S.A.	Allianz Holding eins GmbH	51.000	NO	Allianz SE		0.000	
Santander Aviva TU S.A.	Allianz Holding eins GmbH	51.000	NO	Allianz SE		0.000	
SLC Allianz Life Ukraine	JSC Insurance Company Allianz	95.678	NO	Allianz SE		0.000	
The Jubilee Insurance Company of Uganda Limited	Allianz Africa Holding GmbH	66.000	NO	Allianz SE		0.000	
Trafalgar Insurance Limited	Allianz Insurance plc	100.000	NO	Allianz SE		0.000	
TU Allianz Zycie Polska S.A.	Allianz Holding eins GmbH	80.300	NO	Allianz SE		0.000	
TU Allianz Zycie Polska S.A.	TUIR Allianz Polska S.A.	19.700	NO	Allianz SE		0.000	
TU Euler Hermes S.A.	Euler Hermes S.A.	100.000	NO	Allianz SE		0.000	
TUIR Allianz Polska S.A.	Allianz Holding eins GmbH	100.000	NO	Allianz SE		0.000	
UAGDPB Aviva Lietuva	Aviva TU na Zycie S.A.	100.000	NO	Allianz SE		0.000	
Volkswagen Autoversicherung AG	Allianz Versicherungs-Aktiengesellschaft	100.000	NO	Allianz SE		0.000	
ZAD Allianz Bulgaria AD	Allianz Bulgaria Holding AD	87.388	NO	Allianz SE		0.000	
ZAD Allianz Bulgaria Life AD	Allianz Bulgaria Holding AD	98.999	NO	Allianz SE		0.000	
ZAD Energy AD	Allianz Bulgaria Holding AD	50.979	NO	Allianz SE		0.000	

ANNUAL STATEMENT FOR THE YEAR 2021 OF THE The American Insurance Company
SUPPLEMENTAL EXHIBITS AND SCHEDULES INTERROGATORIES

The following supplemental reports are required to be filed as part of your statement filing unless specifically waived by the domiciliary state. However, in the event that your domiciliary state waives the filing requirement, your response of **WAIVED** to the specific interrogatory will be accepted in lieu of filing a "NONE" report and a bar code will be printed below. If the supplement is required of your company but is not being filed for whatever reason enter **SEE EXPLANATION** and provide an explanation following the interrogatory questions.

	Responses
MARCH FILING	
1. Will an actuarial opinion be filed by March 1?	YES
2. Will the Supplemental Compensation Exhibit be filed with the state of domicile by March 1?	YES
3. Will the confidential Risk-based Capital Report be filed with the NAIC by March 1?	YES
4. Will the confidential Risk-based Capital Report be filed with the state of domicile, if required by March 1?	YES
APRIL FILING	
5. Will the Insurance Expense Exhibit be filed with the state of domicile and the NAIC by April 1?	YES
6. Will Management's Discussion and Analysis be filed by April 1?	YES
7. Will the Supplemental Investment Risk Interrogatories be filed by April 1?	YES
MAY FILING	
8. Will this company be included in a combined annual statement which is filed with the NAIC by May 1?	YES
JUNE FILING	
9. Will an audited financial report be filed by June 1?	YES
10. Will Accountant's Letter of Qualifications be filed with the state of domicile and electronically with the NAIC by June 1?	YES




The following supplemental reports are required to be filed as part of your annual statement filing **if your company is engaged in the type of business covered by the supplement. However, in the event that your company does not transact the type of business for which the special report must be filed, your response of NO to the specific interrogatory will be accepted in lieu of filing a "NONE" report and a bar code will be printed below.** If the supplement is required of your company but is not being filed for whatever reason enter **SEE EXPLANATION** and provide an explanation following the interrogatory questions.

MARCH FILING	
11. Will Schedule SIS (Stockholder Information Supplement) be filed with the state of domicile by March 1?	NO
12. Will the Financial Guaranty Insurance Exhibit be filed by March 1?	NO
13. Will the Medicare Supplement Insurance Experience Exhibit be filed with the state of domicile and the NAIC by March 1?	NO
14. Will Supplement A to Schedule T (Medical Professional Liability Supplement) be filed by March 1?	YES
15. Will the Trusteed Surplus Statement be filed with the state of domicile and the NAIC by March 1?	NO
16. Will the Premiums Attributed to Protected Cells Exhibit be filed by March 1?	NO
17. Will the Reinsurance Summary Supplemental Filing for General Interrogatory 9 be filed with the state of domicile and the NAIC by March 1?	NO
18. Will the Medicare Part D Coverage Supplement be filed with the state of domicile and the NAIC by March 1?	NO
19. Will the confidential Actuarial Opinion Summary be filed with the state of domicile, if required, by March 15 (or the date otherwise specified)?	YES
20. Will the Reinsurance Attestation Supplement be filed with the state of domicile and the NAIC by March 1?	NO
21. Will the Exceptions to the Reinsurance Attestation Supplement be filed with the state of domicile by March 1?	NO
22. Will the Bail Bond Supplement be filed with the state of domicile and the NAIC by March 1?	NO
23. Will the Director and Officer Insurance Coverage Supplement be filed with the state of domicile and the NAIC by March 1?	NO
24. Will an approval from the reporting entity's state of domicile for relief related to the five-year rotation requirement for lead audit partner be filed electronically with the NAIC by March 1?	NO
25. Will an approval from the reporting entity's state of domicile for relief related to the one-year cooling off period for independent CPA be filed electronically with the NAIC by March 1?	NO
26. Will an approval from the reporting entity's state of domicile for relief related to the Requirements for Audit Committees be filed electronically with the NAIC by March 1?	NO
27. Will the Supplemental Schedule for Reinsurance Counterparty Reporting Exception - Asbestos and Pollution Contracts be filed with the state of domicile and the NAIC by March 1?	NO
APRIL FILING	
28. Will the Credit Insurance Experience Exhibit be filed with the state of domicile and the NAIC by April 1?	NO
29. Will the Long-term Care Experience Reporting Forms be filed with the state of domicile and the NAIC by April 1?	NO
30. Will the Accident and Health Policy Experience Exhibit be filed by April 1?	YES
31. Will the Supplemental Health Care Exhibit (Parts 1, 2 and 3) be filed with the state of domicile and the NAIC by April 1?	NO
32. Will the regulator only (non-public) Supplemental Health Care Exhibit's Expense Allocation Report be filed with the state of domicile and the NAIC by April 1?	NO
33. Will the Cybersecurity and Identity Theft Insurance Coverage Supplement be filed with the state of domicile and the NAIC by April 1?	NO
34. Will the Life, Health & Annuity Guaranty Association Assessable Premium Exhibit - Parts 1 and 2 be filed with the state of domicile and the NAIC by April 1?	NO
35. Will the Private Flood Insurance Supplement be filed with the state of domicile and the NAIC by April 1?	YES
36. Will the Mortgage Guaranty Insurance Exhibit be filed with the state of domicile and the NAIC by April 1?	NO
AUGUST FILING	
37. Will Management's Report of Internal Control Over Financial Reporting be filed with the state of domicile by August 1?	YES
















Explanations:

- 11.
- 12.
- 13.
- 15.
- 16.
- 17.
- 18.
- 20.
- 21.
- 22.
- 23.
- 24.
- 25.
- 26.
- 27.
- 28.
- 29.
- 31.
- 32.
- 33.
- 34.
- 36.

Bar Codes:

11. SIS Stockholder Information Supplement [Document Identifier 420]	
12. Financial Guaranty Insurance Exhibit [Document Identifier 240]	
13. Medicare Supplement Insurance Experience Exhibit [Document Identifier 360]	
15. Trusteed Surplus Statement [Document Identifier 490]	
16. Premiums Attributed to Protected Cells Exhibit [Document Identifier 385]	
17. Reinsurance Summary Supplemental Filing [Document Identifier 401]	
18. Medicare Part D Coverage Supplement [Document Identifier 365]	

ANNUAL STATEMENT FOR THE YEAR 2021 OF THE The American Insurance Company
SUPPLEMENTAL EXHIBITS AND SCHEDULES INTERROGATORIES

- 20. Reinsurance Attestation Supplement [Document Identifier 399] 
- 21. Exceptions to the Reinsurance Attestation Supplement [Document Identifier 400] 
- 22. Bail Bond Supplement [Document Identifier 500] 
- 23. Director and Officer Insurance Coverage Supplement [Document Identifier 505] 
- 24. Relief from the five-year rotation requirement for lead audit partner [Document Identifier 224] 
- 25. Relief from the one-year cooling off period for independent CPA [Document Identifier 225] 
- 26. Relief from the Requirements for Audit Committees [Document Identifier 226] 
- 27. Reinsurance Counterparty Reporting Exception – Asbestos and Pollution Contracts [Document Identifier 555] 
- 28. Credit Insurance Experience Exhibit [Document Identifier 230] 
- 29. Long-Term Care Experience Reporting Forms [Document Identifier 306] 
- 31. Supplemental Health Care Exhibit (Parts 1, 2 and 3) [Document Identifier 216] 
- 32. Supplemental Health Care Exhibit's Expense Allocation Report [Document Identifier 217] 
- 33. Cybersecurity and Identity Theft Insurance Coverage Supplement [Document Identifier 550] 
- 34. Life, Health & Annuity Guaranty Association Assessable Premium Exhibit - Parts 1 and 2 [Document Identifier 290] 
- 36. Will the Mortgage Guaranty Insurance Exhibit [Document Identifier 565] 

OVERFLOW PAGE FOR WRITE-INS

NONE



SUPPLEMENT FOR THE YEAR 2021 OF THE The American Insurance Company

Designate the type of health care providers reported on this page:
 Other health care professionals, including dentists, chiropractors, and podiatrists

**SUPPLEMENT "A" TO SCHEDULE T
 EXHIBIT OF MEDICAL PROFESSIONAL LIABILITY PREMIUMS WRITTEN
 ALLOCATED BY STATES AND TERRITORIES**

States, etc.	1 Direct Premiums Written	2 Direct Premiums Earned	Direct Losses Paid		5 Direct Losses Incurred	Direct Losses Unpaid		8 Direct Losses Incurred But Not Reported
			3 Amount	4 Number of Claims		6 Amount Reported	7 Number of Claims	
1. Alabama	0	0	0	0	0	0	0	0
2. Alaska	0	0	0	0	0	0	0	0
3. Arizona	0	0	0	0	0	0	0	0
4. Arkansas	0	0	0	0	0	0	0	0
5. California	0	0	0	0	(184,002)	0	0	(187,825)
6. Colorado	0	0	0	0	0	0	0	0
7. Connecticut	0	0	0	0	0	0	0	0
8. Delaware	0	0	0	0	0	0	0	0
9. District of Columbia	0	0	0	0	0	0	0	0
10. Florida	0	0	0	0	0	0	0	0
11. Georgia	0	0	0	0	0	0	0	0
12. Hawaii	0	0	0	0	0	0	0	0
13. Idaho	0	0	0	0	0	0	0	0
14. Illinois	0	0	0	0	292,419	501	1	847,402
15. Indiana	0	0	0	0	0	0	0	0
16. Iowa	0	0	0	0	0	0	0	0
17. Kansas	0	0	0	0	0	0	0	0
18. Kentucky	0	0	0	0	0	0	0	0
19. Louisiana	0	0	0	0	0	0	0	0
20. Maine	0	0	0	0	0	0	0	0
21. Maryland	0	0	0	0	0	0	0	0
22. Massachusetts	0	0	0	0	162,920	0	0	0
23. Michigan	0	0	0	0	0	0	0	0
24. Minnesota	0	0	0	0	0	0	0	0
25. Mississippi	0	0	0	0	0	0	0	0
26. Missouri	0	0	0	0	0	0	0	0
27. Montana	0	0	0	0	0	0	0	0
28. Nebraska	0	0	0	0	0	0	0	0
29. Nevada	0	0	0	0	0	0	0	0
30. New Hampshire	0	0	0	0	0	0	0	0
31. New Jersey	0	0	0	0	(42,329)	0	0	0
32. New Mexico	0	0	0	0	0	0	0	0
33. New York	0	0	0	0	(251,984)	0	0	0
34. North Carolina	0	0	0	0	0	0	0	0
35. North Dakota	0	0	0	0	0	0	0	0
36. Ohio	0	0	0	0	0	0	0	0
37. Oklahoma	0	0	0	0	0	0	0	0
38. Oregon	0	0	0	0	0	0	0	0
39. Pennsylvania	0	0	0	0	0	0	0	0
40. Rhode Island	0	0	0	0	0	0	0	0
41. South Carolina	0	0	0	0	0	0	0	0
42. South Dakota	0	0	0	0	0	0	0	0
43. Tennessee	0	0	0	0	0	0	0	0
44. Texas	0	0	0	0	0	0	0	0
45. Utah	0	0	0	0	0	0	0	0
46. Vermont	0	0	0	0	0	0	0	0
47. Virginia	0	0	0	0	0	0	0	0
48. Washington	0	0	0	0	0	0	0	0
49. West Virginia	0	0	0	0	0	0	0	0
50. Wisconsin	0	0	0	0	0	0	0	0
51. Wyoming	0	0	0	0	0	0	0	0
52. American Samoa	0	0	0	0	0	0	0	0
53. Guam	0	0	0	0	0	0	0	0
54. Puerto Rico	0	0	0	0	0	0	0	0
55. U.S. Virgin Islands	0	0	0	0	0	0	0	0
56. Northern Mariana Islands	0	0	0	0	0	0	0	0
57. Canada	0	0	0	0	0	0	0	0
58. Aggregate other alien	0	0	0	0	0	0	0	0
59. Total	0	0	0	0	(22,975)	501	1	659,577
DETAILS OF WRITE-INS								
58001.								
58002.								
58003.								
58998. Summary of remaining write-ins for Line 58 from overflow page	0	0	0	0	0	0	0	0
58999. Totals (Lines 58001 thru 58003 plus 58998)(Line 58 above)	0	0	0	0	0	0	0	0