



PROPERTY AND CASUALTY COMPANIES - ASSOCIATION EDITION

ANNUAL STATEMENT

FOR THE YEAR ENDED DECEMBER 31, 2021
OF THE CONDITION AND AFFAIRS OF THE

Dealers Assurance Company

NAIC Group Code 0315 0000 NAIC Company Code 16705 Employer's ID Number 34-6513705
(Current) (Prior)

Organized under the Laws of Ohio, State of Domicile or Port of Entry OH
Country of Domicile United States of America

Incorporated/Organized 08/02/1935 Commenced Business 08/02/1935

Statutory Home Office 41 South High Street Suite 1700, Columbus, OH, US 43215
(Street and Number) (City or Town, State, Country and Zip Code)

Main Administrative Office 15920 Addison Road
(Street and Number) 800-282-8913
Addison, TX, US 75001 (Area Code) (Telephone Number)
(City or Town, State, Country and Zip Code)

Mail Address 15920 Addison Road, Addison, TX, US 75001
(Street and Number or P.O. Box) (City or Town, State, Country and Zip Code)

Primary Location of Books and Records 15920 Addison Road
(Street and Number) 800-282-8913
Addison, TX, US 75001 (Area Code) (Telephone Number)
(City or Town, State, Country and Zip Code)

Internet Website Address www.dealersassurance.com

Statutory Statement Contact Steven C. Barrett, 800-282-8913
(Name) (Area Code) (Telephone Number)
Steven.Barrett@iaawg.com, 972-813-0812
(E-mail Address) (FAX Number)

OFFICERS

President Kristen Anne Gruber Treasurer Linda Marie Toy
Secretary Maryann Elizabeth Norwood # Assistant Secretary Lisa Aileen Kirk

OTHER


Michael Lee Stickney, Managing Director Kirk Alan Borchardt, Executive Vice President Linda Marie Toy, Vice President
Joshua Robert Pedely, Vice President

DIRECTORS OR TRUSTEES

Warren Van Genderen Michael Lee Stickney Douglas Alexander Carrothers
Denis Yves Ricard Marilyn Rose Froelich Douglas Curtis Oksendahl
Shelby Land Peavy Normand Pepin Yvon Charest

State of Texas SS
County of McLennan

The officers of this reporting entity being duly sworn, each depose and say that they are the described officers of said reporting entity, and that on the reporting period stated above, all of the herein described assets were the absolute property of the said reporting entity, free and clear from any liens or claims thereon, except as herein stated, and that this statement, together with related exhibits, schedules and explanations therein contained, annexed or referred to, is a full and true statement of all the assets and liabilities and of the condition and affairs of the said reporting entity as of the reporting period stated above, and of its income and deductions therefrom for the period ended, and have been completed in accordance with the NAIC Annual Statement Instructions and Accounting Practices and Procedures manual except to the extent that: (1) state law may differ; or, (2) that state rules or regulations require differences in reporting not related to accounting practices and procedures, according to the best of their information, knowledge and belief, respectively. Furthermore, the scope of this attestation by the described officers also includes the related corresponding electronic filing with the NAIC, when required, that is an exact copy (except for formatting differences due to electronic filing) of the enclosed statement. The electronic filing may be requested by various regulators in lieu of or in addition to the enclosed statement.

Kristen A. Gruber  02/11/2022 01:28 PM CST


Maryann Norwood  02/11/2022 01:29 PM CST

Linda Toy  02/11/2022 01:31 PM CST

Kristen Anne Gruber
President

Maryann Elizabeth Norwood
Secretary

Linda Marie Toy
Treasurer

Subscribed and sworn to before me this 11th day of February, 2022
Jordan Benmeir  02/11/2022 01:33 PM CST

- a. Is this an original filing? Yes [X] No []
b. If no,
1. State the amendment number.....
2. Date filed
3. Number of pages attached.....

Online Notary Public. This notarial act involved the use of online audio/video communication technology.



PROPERTY AND CASUALTY COMPANIES - ASSOCIATION EDITION

ANNUAL STATEMENT

FOR THE YEAR ENDED DECEMBER 31, 2021
OF THE CONDITION AND AFFAIRS OF THE

Dealers Assurance Company

NAIC Group Code 0315 0000 NAIC Company Code 16705 Employer's ID Number 34-6513705
(Current) (Prior)

Organized under the Laws of Ohio, State of Domicile or Port of Entry OH
Country of Domicile United States of America

Incorporated/Organized 08/02/1935 Commenced Business 08/02/1935

Statutory Home Office 41 South High Street Suite 1700, Columbus, OH, US 43215
(Street and Number) (City or Town, State, Country and Zip Code)

Main Administrative Office 15920 Addison Road
(Street and Number) 800-282-8913
Addison, TX, US 75001 (Area Code) (Telephone Number)
(City or Town, State, Country and Zip Code)

Mail Address 15920 Addison Road, Addison, TX, US 75001
(Street and Number or P.O. Box) (City or Town, State, Country and Zip Code)

Primary Location of Books and Records 15920 Addison Road
(Street and Number) 800-282-8913
Addison, TX, US 75001 (Area Code) (Telephone Number)
(City or Town, State, Country and Zip Code)

Internet Website Address www.dealersassurance.com

Statutory Statement Contact Steven C. Barrett, 800-282-8913
(Name) (Area Code) (Telephone Number)
Steven.Barrett@iaawg.com, 972-813-0812
(E-mail Address) (FAX Number)

OFFICERS

President Kristen Anne Gruber Treasurer Linda Marie Toy
Secretary Maryann Elizabeth Norwood # Assistant Secretary Lisa Aileen Kirk

OTHER

Michael Lee Stickney, Managing Director Kirk Alan Borchardt, Executive Vice President Linda Marie Toy, Vice President
Joshua Robert Pedely, Vice President

DIRECTORS OR TRUSTEES

Warren Van Genderen Michael Lee Stickney Douglas Alexander Carrothers
Denis Yves Ricard Marilyn Rose Froelich Douglas Curtis Oksendahl
Shelby Land Peavy Normand Pepin Yvon Charest

State of Texas SS
County of McLennan

The officers of this reporting entity being duly sworn, each depose and say that they are the described officers of said reporting entity, and that on the reporting period stated above, all of the herein described assets were the absolute property of the said reporting entity, free and clear from any liens or claims thereon, except as herein stated, and that this statement, together with related exhibits, schedules and explanations therein contained, annexed or referred to, is a full and true statement of all the assets and liabilities and of the condition and affairs of the said reporting entity as of the reporting period stated above, and of its income and deductions therefrom for the period ended, and have been completed in accordance with the NAIC Annual Statement Instructions and Accounting Practices and Procedures manual except to the extent that: (1) state law may differ; or, (2) that state rules or regulations require differences in reporting not related to accounting practices and procedures, according to the best of their information, knowledge and belief, respectively. Furthermore, the scope of this attestation by the described officers also includes the related corresponding electronic filing with the NAIC, when required, that is an exact copy (except for formatting differences due to electronic filing) of the enclosed statement. The electronic filing may be requested by various regulators in lieu of or in addition to the enclosed statement.

Kristen A. Gruber  02/11/2022 01:28 PM CST


Maryann Norwood  02/11/2022 01:29 PM CST

Linda Toy  02/11/2022 01:31 PM CST

Kristen Anne Gruber
President

Maryann Elizabeth Norwood
Secretary

Linda Marie Toy
Treasurer

Subscribed and sworn to before me this 11th day of February, 2022
Jordan Benmeir  02/11/2022 01:33 PM CST

- a. Is this an original filing? Yes [X] No []
b. If no,
1. State the amendment number.....
2. Date filed
3. Number of pages attached.....

Online Notary Public. This notarial act involved the use of online audio/video communication technology.



ANNUAL STATEMENT FOR THE YEAR 2021 OF THE Dealers Assurance Company

EXHIBIT OF PREMIUMS AND LOSSES (Statutory Page 14)

NAIC Group Code 0315

BUSINESS IN THE STATE OF Alabama

DURING THE YEAR 2021

NAIC Company Code 16705

Line of Business	Gross Premiums, Including Policy and Membership Fees, Less Return Premiums and Premiums on Policies not Taken		3 Dividends Paid or Credited to Policyholders on Direct Business	4 Direct Unearned Premium Reserves	5 Direct Losses Paid (deducting salvage)	6 Direct Losses Incurred	7 Direct Losses Unpaid	8 Direct Defense and Cost Containment Expense Paid	9 Direct Defense and Cost Containment Expense Incurred	10 Direct Defense and Cost Containment Expense Unpaid	11 Commissions and Brokerage Expenses	12 Taxes, Licenses and Fees
	1 Direct Premiums Written	2 Direct Premiums Earned										
1. Fire												
2.1 Allied lines												
2.2 Multiple peril crop												
2.3 Federal flood												
2.4 Private crop												
2.5 Private flood												
3. Farmowners multiple peril												
4. Homeowners multiple peril												
5.1 Commercial multiple peril (non-liability portion)												
5.2 Commercial multiple peril (liability portion)												
6. Mortgage guaranty												
8. Ocean marine												
9. Inland marine												
10. Financial guaranty												
11. Medical professional liability												
12. Earthquake												
13. Group accident and health (b)												
14. Credit accident and health (group and individual)												
15.1 Collectively renewable accident and health (b)												
15.2 Non-cancelable accident and health(b)												
15.3 Guaranteed renewable accident and health(b)												
15.4 Non-renewable for stated reasons only (b)												
15.5 Other accident only												
15.6 Medicare Title XVIII exempt from state taxes or fees												
15.7 All other accident and health (b)												
15.8 Federal employees health benefits plan premium (b)												
16. Workers' compensation												
17.1 Other Liability - occurrence	387,176	263,506		380,914	5,279	(394)	1,473					18,968
17.2 Other Liability - claims made												
17.3 Excess workers' compensation												
18. Products liability												
19.1 Private passenger auto no-fault (personal injury protection)												
19.2 Other private passenger auto liability												
19.3 Commercial auto no-fault (personal injury protection)												
19.4 Other commercial auto liability												
21.1 Private passenger auto physical damage												
21.2 Commercial auto physical damage												
22. Aircraft (all perils)												
23. Fidelity												
24. Surety												
26. Burglary and theft												
27. Boiler and machinery												
28. Credit												
29. International												
30. Warranty	3,003,512	1,481,430		3,766,264	1,387,517	1,510,658	125,552				1,023	146,532
34. Aggregate write-ins for other lines of business	0	0	0	0	0	0	0	0	0	0	0	0
35. TOTALS (a)	3,390,688	1,744,936	0	4,147,178	1,392,796	1,510,264	127,025	0	0	0	1,023	165,500
DETAILS OF WRITE-INS												
3401.												
3402.												
3403.												
3498. Summary of remaining write-ins for Line 34 from overflow page	0	0	0	0	0	0	0	0	0	0	0	0
3499. Totals (Lines 3401 thru 3403 plus 3498)(Line 34 above)	0	0	0	0	0	0	0	0	0	0	0	0

(a) Finance and service charges not included in Lines 1 to 35 \$

(b) For health business on indicated lines report: Number of persons insured under PPO managed care products and number of persons insured under indemnity only products

19AL



ANNUAL STATEMENT FOR THE YEAR 2021 OF THE Dealers Assurance Company

EXHIBIT OF PREMIUMS AND LOSSES (Statutory Page 14)

NAIC Group Code 0315

BUSINESS IN THE STATE OF Alaska

DURING THE YEAR 2021

NAIC Company Code 16705

Line of Business	Gross Premiums, Including Policy and Membership Fees, Less Return Premiums and Premiums on Policies not Taken		3 Dividends Paid or Credited to Policyholders on Direct Business	4 Direct Unearned Premium Reserves	5 Direct Losses Paid (deducting salvage)	6 Direct Losses Incurred	7 Direct Losses Unpaid	8 Direct Defense and Cost Containment Expense Paid	9 Direct Defense and Cost Containment Expense Incurred	10 Direct Defense and Cost Containment Expense Unpaid	11 Commissions and Brokerage Expenses	12 Taxes, Licenses and Fees
	1 Direct Premiums Written	2 Direct Premiums Earned										
1. Fire												
2.1 Allied lines												
2.2 Multiple peril crop												
2.3 Federal flood												
2.4 Private crop												
2.5 Private flood												
3. Farmowners multiple peril												
4. Homeowners multiple peril												
5.1 Commercial multiple peril (non-liability portion)												
5.2 Commercial multiple peril (liability portion)												
6. Mortgage guaranty												
8. Ocean marine												
9. Inland marine												
10. Financial guaranty												
11. Medical professional liability												
12. Earthquake												
13. Group accident and health (b)												
14. Credit accident and health (group and individual)												
15.1 Collectively renewable accident and health (b)												
15.2 Non-cancelable accident and health(b)												
15.3 Guaranteed renewable accident and health(b)												
15.4 Non-renewable for stated reasons only (b)												
15.5 Other accident only												
15.6 Medicare Title XVIII exempt from state taxes or fees												
15.7 All other accident and health (b)												
15.8 Federal employees health benefits plan premium (b)												
16. Workers' compensation												
17.1 Other Liability - occurrence												
17.2 Other Liability - claims made												
17.3 Excess workers' compensation												
18. Products liability												
19.1 Private passenger auto no-fault (personal injury protection)												
19.2 Other private passenger auto liability												
19.3 Commercial auto no-fault (personal injury protection)												
19.4 Other commercial auto liability												
21.1 Private passenger auto physical damage												
21.2 Commercial auto physical damage												
22. Aircraft (all perils)												
23. Fidelity												
24. Surety												
26. Burglary and theft												
27. Boiler and machinery												
28. Credit												
29. International												
30. Warranty	182,743	105,067		238,797	107,725	116,637	8,912					
34. Aggregate write-ins for other lines of business	0	0	0	0	0	0	0	0	0	0	0	5,237
35. TOTALS (a)	182,743	105,067	0	238,797	107,725	116,637	8,912	0	0	0	0	5,237
DETAILS OF WRITE-INS												
3401.												
3402.												
3403.												
3498. Summary of remaining write-ins for Line 34 from overflow page	0	0	0	0	0	0	0	0	0	0	0	0
3499. Totals (Lines 3401 thru 3403 plus 3498)(Line 34 above)	0	0	0	0	0	0	0	0	0	0	0	0

(a) Finance and service charges not included in Lines 1 to 35 \$

(b) For health business on indicated lines report: Number of persons insured under PPO managed care products and number of persons insured under indemnity only products

19AK



ANNUAL STATEMENT FOR THE YEAR 2021 OF THE Dealers Assurance Company

EXHIBIT OF PREMIUMS AND LOSSES (Statutory Page 14)

NAIC Group Code 0315

BUSINESS IN THE STATE OF Arizona

DURING THE YEAR 2021

NAIC Company Code 16705

Line of Business	Gross Premiums, Including Policy and Membership Fees, Less Return Premiums and Premiums on Policies not Taken		3 Dividends Paid or Credited to Policyholders on Direct Business	4 Direct Unearned Premium Reserves	5 Direct Losses Paid (deducting salvage)	6 Direct Losses Incurred	7 Direct Losses Unpaid	8 Direct Defense and Cost Containment Expense Paid	9 Direct Defense and Cost Containment Expense Incurred	10 Direct Defense and Cost Containment Expense Unpaid	11 Commissions and Brokerage Expenses	12 Taxes, Licenses and Fees
	1 Direct Premiums Written	2 Direct Premiums Earned										
1. Fire												
2.1 Allied lines												
2.2 Multiple peril crop												
2.3 Federal flood												
2.4 Private crop												
2.5 Private flood												
3. Farmowners multiple peril												
4. Homeowners multiple peril												
5.1 Commercial multiple peril (non-liability portion)												
5.2 Commercial multiple peril (liability portion)												
6. Mortgage guaranty												
8. Ocean marine												
9. Inland marine												
10. Financial guaranty												
11. Medical professional liability												
12. Earthquake												
13. Group accident and health (b)												
14. Credit accident and health (group and individual)												
15.1 Collectively renewable accident and health (b)												
15.2 Non-cancelable accident and health(b)												
15.3 Guaranteed renewable accident and health(b)												
15.4 Non-renewable for stated reasons only (b)												
15.5 Other accident only												
15.6 Medicare Title XVIII exempt from state taxes or fees												
15.7 All other accident and health (b)												
15.8 Federal employees health benefits plan premium (b)												
16. Workers' compensation												
17.1 Other Liability - occurrence	306,155	144,640		476,333	73,387	94,943	21,556					6,812
17.2 Other Liability - claims made												
17.3 Excess workers' compensation												
18. Products liability												
19.1 Private passenger auto no-fault (personal injury protection)												
19.2 Other private passenger auto liability												
19.3 Commercial auto no-fault (personal injury protection)												
19.4 Other commercial auto liability												
21.1 Private passenger auto physical damage												
21.2 Commercial auto physical damage												
22. Aircraft (all perils)												
23. Fidelity												
24. Surety												
26. Burglary and theft												
27. Boiler and machinery												
28. Credit												
29. International												
30. Warranty	572,160	437,861		579,383	232,369	239,546	7,195				6,343	12,688
34. Aggregate write-ins for other lines of business	0	0	0	0	0	0	0	0	0	0	0	0
35. TOTALS (a)	878,315	582,501	0	1,055,717	305,756	334,490	28,751	0	0	0	6,343	19,500
DETAILS OF WRITE-INS												
3401.												
3402.												
3403.												
3498. Summary of remaining write-ins for Line 34 from overflow page	0	0	0	0	0	0	0	0	0	0	0	0
3499. Totals (Lines 3401 thru 3403 plus 3498)(Line 34 above)	0	0	0	0	0	0	0	0	0	0	0	0

(a) Finance and service charges not included in Lines 1 to 35 \$

(b) For health business on indicated lines report: Number of persons insured under PPO managed care products and number of persons insured under indemnity only products

19.AZ



ANNUAL STATEMENT FOR THE YEAR 2021 OF THE Dealers Assurance Company
EXHIBIT OF PREMIUMS AND LOSSES (Statutory Page 14)

NAIC Group Code 0315

BUSINESS IN THE STATE OF Arkansas

DURING THE YEAR 2021

NAIC Company Code 16705

Line of Business	Gross Premiums, Including Policy and Membership Fees, Less Return Premiums and Premiums on Policies not Taken		3 Dividends Paid or Credited to Policyholders on Direct Business	4 Direct Unearned Premium Reserves	5 Direct Losses Paid (deducting salvage)	6 Direct Losses Incurred	7 Direct Losses Unpaid	8 Direct Defense and Cost Containment Expense Paid	9 Direct Defense and Cost Containment Expense Incurred	10 Direct Defense and Cost Containment Expense Unpaid	11 Commissions and Brokerage Expenses	12 Taxes, Licenses and Fees
	1 Direct Premiums Written	2 Direct Premiums Earned										
1. Fire												
2.1 Allied lines												
2.2 Multiple peril crop												
2.3 Federal flood												
2.4 Private crop												
2.5 Private flood												
3. Farmowners multiple peril												
4. Homeowners multiple peril												
5.1 Commercial multiple peril (non-liability portion)												
5.2 Commercial multiple peril (liability portion)												
6. Mortgage guaranty												
8. Ocean marine												
9. Inland marine												
10. Financial guaranty												
11. Medical professional liability												
12. Earthquake												
13. Group accident and health (b)												
14. Credit accident and health (group and individual)												
15.1 Collectively renewable accident and health (b)												
15.2 Non-cancelable accident and health(b)												
15.3 Guaranteed renewable accident and health(b)												
15.4 Non-renewable for stated reasons only (b)												
15.5 Other accident only												
15.6 Medicare Title XVIII exempt from state taxes or fees												
15.7 All other accident and health (b)												
15.8 Federal employees health benefits plan premium (b)												
16. Workers' compensation												
17.1 Other Liability - occurrence	0	707,102		0	0	(127,534)	0					0
17.2 Other Liability - claims made												
17.3 Excess workers' compensation												
18. Products liability												
19.1 Private passenger auto no-fault (personal injury protection)												
19.2 Other private passenger auto liability												
19.3 Commercial auto no-fault (personal injury protection)												
19.4 Other commercial auto liability												
21.1 Private passenger auto physical damage												
21.2 Commercial auto physical damage												
22. Aircraft (all perils)												
23. Fidelity												
24. Surety												
26. Burglary and theft												
27. Boiler and machinery												
28. Credit												
29. International												
30. Warranty	1,913,811	1,524,675		2,501,131	1,127,520	1,220,798	93,278				205	49,600
34. Aggregate write-ins for other lines of business	0	0	0	0	0	0	0	0	0	0	0	0
35. TOTALS (a)	1,913,811	2,231,777	0	2,501,131	1,127,520	1,093,264	93,278	0	0	0	205	49,600
DETAILS OF WRITE-INS												
3401.												
3402.												
3403.												
3498. Summary of remaining write-ins for Line 34 from overflow page	0	0	0	0	0	0	0	0	0	0	0	0
3499. Totals (Lines 3401 thru 3403 plus 3498)(Line 34 above)	0	0	0	0	0	0	0	0	0	0	0	0

(a) Finance and service charges not included in Lines 1 to 35 \$

(b) For health business on indicated lines report: Number of persons insured under PPO managed care products and number of persons insured under indemnity only products

19,AR



ANNUAL STATEMENT FOR THE YEAR 2021 OF THE Dealers Assurance Company
EXHIBIT OF PREMIUMS AND LOSSES (Statutory Page 14)

NAIC Group Code 0315

BUSINESS IN THE STATE OF California

DURING THE YEAR 2021

NAIC Company Code 16705

Line of Business	Gross Premiums, Including Policy and Membership Fees, Less Return Premiums and Premiums on Policies not Taken		3 Dividends Paid or Credited to Policyholders on Direct Business	4 Direct Unearned Premium Reserves	5 Direct Losses Paid (deducting salvage)	6 Direct Losses Incurred	7 Direct Losses Unpaid	8 Direct Defense and Cost Containment Expense Paid	9 Direct Defense and Cost Containment Expense Incurred	10 Direct Defense and Cost Containment Expense Unpaid	11 Commissions and Brokerage Expenses	12 Taxes, Licenses and Fees
	1 Direct Premiums Written	2 Direct Premiums Earned										
1. Fire												
2.1 Allied lines												
2.2 Multiple peril crop												
2.3 Federal flood												
2.4 Private crop												
2.5 Private flood												
3. Farmowners multiple peril												
4. Homeowners multiple peril												
5.1 Commercial multiple peril (non-liability portion)												
5.2 Commercial multiple peril (liability portion)												
6. Mortgage guaranty												
8. Ocean marine												
9. Inland marine												
10. Financial guaranty												
11. Medical professional liability												
12. Earthquake												
13. Group accident and health (b)												
14. Credit accident and health (group and individual)												
15.1 Collectively renewable accident and health (b)												
15.2 Non-cancelable accident and health(b)												
15.3 Guaranteed renewable accident and health(b)												
15.4 Non-renewable for stated reasons only (b)												
15.5 Other accident only												
15.6 Medicare Title XVIII exempt from state taxes or fees												
15.7 All other accident and health (b)												
15.8 Federal employees health benefits plan premium (b)												
16. Workers' compensation												
17.1 Other Liability - occurrence	1,686,520	573,172		2,946,823	531,857	688,194	156,337					45,388
17.2 Other Liability - claims made												
17.3 Excess workers' compensation												
18. Products liability												
19.1 Private passenger auto no-fault (personal injury protection)												
19.2 Other private passenger auto liability												
19.3 Commercial auto no-fault (personal injury protection)												
19.4 Other commercial auto liability												
21.1 Private passenger auto physical damage												
21.2 Commercial auto physical damage												
22. Aircraft (all perils)												
23. Fidelity												
24. Surety												
26. Burglary and theft												
27. Boiler and machinery												
28. Credit												
29. International												
30. Warranty	1,769,823	2,090,191		1,741,405	1,110,120	1,099,221	0				640	47,455
34. Aggregate write-ins for other lines of business	0	0	0	0	0	0	0	0	0	0	0	0
35. TOTALS (a)	3,456,343	2,663,363	0	4,688,228	1,641,977	1,787,415	156,337	0	0	0	640	92,843
DETAILS OF WRITE-INS												
3401.												
3402.												
3403.												
3498. Summary of remaining write-ins for Line 34 from overflow page	0	0	0	0	0	0	0	0	0	0	0	0
3499. Totals (Lines 3401 thru 3403 plus 3498)(Line 34 above)	0	0	0	0	0	0	0	0	0	0	0	0

(a) Finance and service charges not included in Lines 1 to 35 \$

(b) For health business on indicated lines report: Number of persons insured under PPO managed care products and number of persons insured under indemnity only products

19 CA



ANNUAL STATEMENT FOR THE YEAR 2021 OF THE Dealers Assurance Company
EXHIBIT OF PREMIUMS AND LOSSES (Statutory Page 14)

NAIC Group Code 0315

BUSINESS IN THE STATE OF Colorado

DURING THE YEAR 2021

NAIC Company Code 16705

Line of Business	Gross Premiums, Including Policy and Membership Fees, Less Return Premiums and Premiums on Policies not Taken		3 Dividends Paid or Credited to Policyholders on Direct Business	4 Direct Unearned Premium Reserves	5 Direct Losses Paid (deducting salvage)	6 Direct Losses Incurred	7 Direct Losses Unpaid	8 Direct Defense and Cost Containment Expense Paid	9 Direct Defense and Cost Containment Expense Incurred	10 Direct Defense and Cost Containment Expense Unpaid	11 Commissions and Brokerage Expenses	12 Taxes, Licenses and Fees
	1 Direct Premiums Written	2 Direct Premiums Earned										
1. Fire												
2.1 Allied lines												
2.2 Multiple peril crop												
2.3 Federal flood												
2.4 Private crop												
2.5 Private flood												
3. Farmowners multiple peril												
4. Homeowners multiple peril												
5.1 Commercial multiple peril (non-liability portion)												
5.2 Commercial multiple peril (liability portion)												
6. Mortgage guaranty												
8. Ocean marine												
9. Inland marine												
10. Financial guaranty												
11. Medical professional liability												
12. Earthquake												
13. Group accident and health (b)												
14. Credit accident and health (group and individual)												
15.1 Collectively renewable accident and health (b)												
15.2 Non-cancelable accident and health(b)												
15.3 Guaranteed renewable accident and health(b)												
15.4 Non-renewable for stated reasons only (b)												
15.5 Other accident only												
15.6 Medicare Title XVIII exempt from state taxes or fees												
15.7 All other accident and health (b)												
15.8 Federal employees health benefits plan premium (b)												
16. Workers' compensation												
17.1 Other Liability - occurrence	79,721	21,440		92,093	6,544	8,394	1,925					1,596
17.2 Other Liability - claims made												
17.3 Excess workers' compensation												
18. Products liability												
19.1 Private passenger auto no-fault (personal injury protection)												
19.2 Other private passenger auto liability												
19.3 Commercial auto no-fault (personal injury protection)												
19.4 Other commercial auto liability												
21.1 Private passenger auto physical damage												
21.2 Commercial auto physical damage												
22. Aircraft (all perils)												
23. Fidelity												
24. Surety												
26. Burglary and theft												
27. Boiler and machinery												
28. Credit												
29. International												
30. Warranty	19,463,367	(865,505)		33,877,695	5,871,514	5,747,532	101,856				205	387,971
34. Aggregate write-ins for other lines of business	0	0	0	0	0	0	0	0	0	0	0	0
35. TOTALS (a)	19,543,088	(844,065)	0	33,969,788	5,878,058	5,755,925	103,781	0	0	0	205	389,567
DETAILS OF WRITE-INS												
3401.												
3402.												
3403.												
3498. Summary of remaining write-ins for Line 34 from overflow page	0	0	0	0	0	0	0	0	0	0	0	0
3499. Totals (Lines 3401 thru 3403 plus 3498)(Line 34 above)	0	0	0	0	0	0	0	0	0	0	0	0

(a) Finance and service charges not included in Lines 1 to 35 \$

(b) For health business on indicated lines report: Number of persons insured under PPO managed care products and number of persons insured under indemnity only products

19 CO



ANNUAL STATEMENT FOR THE YEAR 2021 OF THE Dealers Assurance Company
EXHIBIT OF PREMIUMS AND LOSSES (Statutory Page 14)

NAIC Group Code 0315

BUSINESS IN THE STATE OF Connecticut

DURING THE YEAR 2021

NAIC Company Code 16705

Line of Business	Gross Premiums, Including Policy and Membership Fees, Less Return Premiums and Premiums on Policies not Taken		3 Dividends Paid or Credited to Policyholders on Direct Business	4 Direct Unearned Premium Reserves	5 Direct Losses Paid (deducting salvage)	6 Direct Losses Incurred	7 Direct Losses Unpaid	8 Direct Defense and Cost Containment Expense Paid	9 Direct Defense and Cost Containment Expense Incurred	10 Direct Defense and Cost Containment Expense Unpaid	11 Commissions and Brokerage Expenses	12 Taxes, Licenses and Fees
	1 Direct Premiums Written	2 Direct Premiums Earned										
1. Fire												
2.1 Allied lines												
2.2 Multiple peril crop												
2.3 Federal flood												
2.4 Private crop												
2.5 Private flood												
3. Farmowners multiple peril												
4. Homeowners multiple peril												
5.1 Commercial multiple peril (non-liability portion)												
5.2 Commercial multiple peril (liability portion)												
6. Mortgage guaranty												
8. Ocean marine												
9. Inland marine												
10. Financial guaranty												
11. Medical professional liability												
12. Earthquake												
13. Group accident and health (b)												
14. Credit accident and health (group and individual)												
15.1 Collectively renewable accident and health (b)												
15.2 Non-cancelable accident and health(b)												
15.3 Guaranteed renewable accident and health(b)												
15.4 Non-renewable for stated reasons only (b)												
15.5 Other accident only												
15.6 Medicare Title XVIII exempt from state taxes or fees												
15.7 All other accident and health (b)												
15.8 Federal employees health benefits plan premium (b)												
16. Workers' compensation												
17.1 Other Liability - occurrence	143,435	7,017		136,428	103	103	0					2,219
17.2 Other Liability - claims made												
17.3 Excess workers' compensation												
18. Products liability												
19.1 Private passenger auto no-fault (personal injury protection)												
19.2 Other private passenger auto liability												
19.3 Commercial auto no-fault (personal injury protection)												
19.4 Other commercial auto liability												
21.1 Private passenger auto physical damage												
21.2 Commercial auto physical damage												
22. Aircraft (all perils)												
23. Fidelity												
24. Surety												
26. Burglary and theft												
27. Boiler and machinery												
28. Credit												
29. International												
30. Warranty	766,296	401,717		928,267	311,852	341,828	29,976				(2,046)	11,809
34. Aggregate write-ins for other lines of business	0	0	0	0	0	0	0	0	0	0	0	0
35. TOTALS (a)	909,731	408,733	0	1,064,694	311,955	341,931	29,976	0	0	0	(2,046)	14,028
DETAILS OF WRITE-INS												
3401.												
3402.												
3403.												
3498. Summary of remaining write-ins for Line 34 from overflow page	0	0	0	0	0	0	0	0	0	0	0	0
3499. Totals (Lines 3401 thru 3403 plus 3498)(Line 34 above)	0	0	0	0	0	0	0	0	0	0	0	0

(a) Finance and service charges not included in Lines 1 to 35 \$

(b) For health business on indicated lines report: Number of persons insured under PPO managed care products and number of persons insured under indemnity only products

19 CT



ANNUAL STATEMENT FOR THE YEAR 2021 OF THE Dealers Assurance Company
EXHIBIT OF PREMIUMS AND LOSSES (Statutory Page 14)

NAIC Group Code 0315

BUSINESS IN THE STATE OF Delaware

DURING THE YEAR 2021

NAIC Company Code 16705

Line of Business	Gross Premiums, Including Policy and Membership Fees, Less Return Premiums and Premiums on Policies not Taken		3 Dividends Paid or Credited to Policyholders on Direct Business	4 Direct Unearned Premium Reserves	5 Direct Losses Paid (deducting salvage)	6 Direct Losses Incurred	7 Direct Losses Unpaid	8 Direct Defense and Cost Containment Expense Paid	9 Direct Defense and Cost Containment Expense Incurred	10 Direct Defense and Cost Containment Expense Unpaid	11 Commissions and Brokerage Expenses	12 Taxes, Licenses and Fees
	1 Direct Premiums Written	2 Direct Premiums Earned										
1. Fire												
2.1 Allied lines												
2.2 Multiple peril crop												
2.3 Federal flood												
2.4 Private crop												
2.5 Private flood												
3. Farmowners multiple peril												
4. Homeowners multiple peril												
5.1 Commercial multiple peril (non-liability portion)												
5.2 Commercial multiple peril (liability portion)												
6. Mortgage guaranty												
8. Ocean marine												
9. Inland marine												
10. Financial guaranty												
11. Medical professional liability												
12. Earthquake												
13. Group accident and health (b)												
14. Credit accident and health (group and individual)												
15.1 Collectively renewable accident and health (b)												
15.2 Non-cancelable accident and health(b)												
15.3 Guaranteed renewable accident and health(b)												
15.4 Non-renewable for stated reasons only (b)												
15.5 Other accident only												
15.6 Medicare Title XVIII exempt from state taxes or fees												
15.7 All other accident and health (b)												
15.8 Federal employees health benefits plan premium (b)												
16. Workers' compensation												
17.1 Other Liability - occurrence	55,383	2,740		52,677	40	40	0					1,259
17.2 Other Liability - claims made												
17.3 Excess workers' compensation												
18. Products liability												
19.1 Private passenger auto no-fault (personal injury protection)												
19.2 Other private passenger auto liability												
19.3 Commercial auto no-fault (personal injury protection)												
19.4 Other commercial auto liability												
21.1 Private passenger auto physical damage												
21.2 Commercial auto physical damage												
22. Aircraft (all perils)												
23. Fidelity												
24. Surety												
26. Burglary and theft												
27. Boiler and machinery												
28. Credit												
29. International												
30. Warranty	14,387,384	11,111,323		23,538,130	7,355,845	7,409,197	322,656				73,551	325,748
34. Aggregate write-ins for other lines of business	0	0	0	0	0	0	0	0	0	0	0	0
35. TOTALS (a)	14,442,767	11,114,062	0	23,590,807	7,355,885	7,409,237	322,656	0	0	0	73,551	327,007
DETAILS OF WRITE-INS												
3401.												
3402.												
3403.												
3498. Summary of remaining write-ins for Line 34 from overflow page	0	0	0	0	0	0	0	0	0	0	0	0
3499. Totals (Lines 3401 thru 3403 plus 3498)(Line 34 above)	0	0	0	0	0	0	0	0	0	0	0	0

(a) Finance and service charges not included in Lines 1 to 35 \$

(b) For health business on indicated lines report: Number of persons insured under PPO managed care products and number of persons insured under indemnity only products

19 DE



ANNUAL STATEMENT FOR THE YEAR 2021 OF THE Dealers Assurance Company

EXHIBIT OF PREMIUMS AND LOSSES (Statutory Page 14)

NAIC Group Code 0315

BUSINESS IN THE STATE OF District of Columbia

DURING THE YEAR 2021

NAIC Company Code 16705

Line of Business	Gross Premiums, Including Policy and Membership Fees, Less Return Premiums and Premiums on Policies not Taken		3 Dividends Paid or Credited to Policyholders on Direct Business	4 Direct Unearned Premium Reserves	5 Direct Losses Paid (deducting salvage)	6 Direct Losses Incurred	7 Direct Losses Unpaid	8 Direct Defense and Cost Containment Expense Paid	9 Direct Defense and Cost Containment Expense Incurred	10 Direct Defense and Cost Containment Expense Unpaid	11 Commissions and Brokerage Expenses	12 Taxes, Licenses and Fees
	1 Direct Premiums Written	2 Direct Premiums Earned										
1. Fire												
2.1 Allied lines												
2.2 Multiple peril crop												
2.3 Federal flood												
2.4 Private crop												
2.5 Private flood												
3. Farmowners multiple peril												
4. Homeowners multiple peril												
5.1 Commercial multiple peril (non-liability portion)												
5.2 Commercial multiple peril (liability portion)												
6. Mortgage guaranty												
8. Ocean marine												
9. Inland marine												
10. Financial guaranty												
11. Medical professional liability												
12. Earthquake												
13. Group accident and health (b)												
14. Credit accident and health (group and individual)												
15.1 Collectively renewable accident and health (b)												
15.2 Non-cancelable accident and health(b)												
15.3 Guaranteed renewable accident and health(b)												
15.4 Non-renewable for stated reasons only (b)												
15.5 Other accident only												
15.6 Medicare Title XVIII exempt from state taxes or fees												
15.7 All other accident and health (b)												
15.8 Federal employees health benefits plan premium (b)												
16. Workers' compensation												
17.1 Other Liability - occurrence												
17.2 Other Liability - claims made												
17.3 Excess workers' compensation												
18. Products liability												
19.1 Private passenger auto no-fault (personal injury protection)												
19.2 Other private passenger auto liability												
19.3 Commercial auto no-fault (personal injury protection)												
19.4 Other commercial auto liability												
21.1 Private passenger auto physical damage												
21.2 Commercial auto physical damage												
22. Aircraft (all perils)												
23. Fidelity												
24. Surety												
26. Burglary and theft												
27. Boiler and machinery												
28. Credit												
29. International												
30. Warranty	10,037	(5,588)		15,624	0	0	0	0	0	0	1,842	2,983
34. Aggregate write-ins for other lines of business	0	0	0	0	0	0	0	0	0	0	0	0
35. TOTALS (a)	10,037	(5,588)	0	15,624	0	0	0	0	0	0	1,842	2,983
DETAILS OF WRITE-INS												
3401.												
3402.												
3403.												
3498. Summary of remaining write-ins for Line 34 from overflow page	0	0	0	0	0	0	0	0	0	0	0	0
3499. Totals (Lines 3401 thru 3403 plus 3498)(Line 34 above)	0	0	0	0	0	0	0	0	0	0	0	0

(a) Finance and service charges not included in Lines 1 to 35 \$

(b) For health business on indicated lines report: Number of persons insured under PPO managed care products and number of persons insured under indemnity only products

19DC



ANNUAL STATEMENT FOR THE YEAR 2021 OF THE Dealers Assurance Company
EXHIBIT OF PREMIUMS AND LOSSES (Statutory Page 14)

NAIC Group Code 0315

BUSINESS IN THE STATE OF Florida

DURING THE YEAR 2021

NAIC Company Code 16705

Line of Business	Gross Premiums, Including Policy and Membership Fees, Less Return Premiums and Premiums on Policies not Taken		3 Dividends Paid or Credited to Policyholders on Direct Business	4 Direct Unearned Premium Reserves	5 Direct Losses Paid (deducting salvage)	6 Direct Losses Incurred	7 Direct Losses Unpaid	8 Direct Defense and Cost Containment Expense Paid	9 Direct Defense and Cost Containment Expense Incurred	10 Direct Defense and Cost Containment Expense Unpaid	11 Commissions and Brokerage Expenses	12 Taxes, Licenses and Fees
	1 Direct Premiums Written	2 Direct Premiums Earned										
1. Fire												
2.1 Allied lines												
2.2 Multiple peril crop												
2.3 Federal flood												
2.4 Private crop												
2.5 Private flood												
3. Farmowners multiple peril												
4. Homeowners multiple peril												
5.1 Commercial multiple peril (non-liability portion)												
5.2 Commercial multiple peril (liability portion)												
6. Mortgage guaranty												
8. Ocean marine												
9. Inland marine												
10. Financial guaranty												
11. Medical professional liability												
12. Earthquake												
13. Group accident and health (b)												
14. Credit accident and health (group and individual)												
15.1 Collectively renewable accident and health (b)												
15.2 Non-cancelable accident and health(b)												
15.3 Guaranteed renewable accident and health(b)												
15.4 Non-renewable for stated reasons only (b)												
15.5 Other accident only												
15.6 Medicare Title XVIII exempt from state taxes or fees												
15.7 All other accident and health (b)												
15.8 Federal employees health benefits plan premium (b)												
16. Workers' compensation												
17.1 Other Liability - occurrence	816,462	39,889		776,574	587	587	0					17,878
17.2 Other Liability - claims made												
17.3 Excess workers' compensation												
18. Products liability												
19.1 Private passenger auto no-fault (personal injury protection)												
19.2 Other private passenger auto liability												
19.3 Commercial auto no-fault (personal injury protection)												
19.4 Other commercial auto liability												
21.1 Private passenger auto physical damage												
21.2 Commercial auto physical damage												
22. Aircraft (all perils)												
23. Fidelity												
24. Surety												
26. Burglary and theft												
27. Boiler and machinery												
28. Credit												
29. International												
30. Warranty	11,783,548	6,411,586		30,357,040	3,804,023	3,627,162	440,712				(1,603,389)	257,161
34. Aggregate write-ins for other lines of business	0	0	0	0	0	0	0	0	0	0	0	0
35. TOTALS (a)	12,600,010	6,451,475	0	31,133,613	3,804,610	3,627,748	440,712	0	0	0	(1,603,389)	275,039
DETAILS OF WRITE-INS												
3401.												
3402.												
3403.												
3498. Summary of remaining write-ins for Line 34 from overflow page	0	0	0	0	0	0	0	0	0	0	0	0
3499. Totals (Lines 3401 thru 3403 plus 3498)(Line 34 above)	0	0	0	0	0	0	0	0	0	0	0	0

(a) Finance and service charges not included in Lines 1 to 35 \$

(b) For health business on indicated lines report: Number of persons insured under PPO managed care products and number of persons insured under indemnity only products

19 FL



ANNUAL STATEMENT FOR THE YEAR 2021 OF THE Dealers Assurance Company
EXHIBIT OF PREMIUMS AND LOSSES (Statutory Page 14)

NAIC Group Code 0315

BUSINESS IN THE STATE OF Georgia

DURING THE YEAR 2021

NAIC Company Code 16705

Line of Business	Gross Premiums, Including Policy and Membership Fees, Less Return Premiums and Premiums on Policies not Taken		3 Dividends Paid or Credited to Policyholders on Direct Business	4 Direct Unearned Premium Reserves	5 Direct Losses Paid (deducting salvage)	6 Direct Losses Incurred	7 Direct Losses Unpaid	8 Direct Defense and Cost Containment Expense Paid	9 Direct Defense and Cost Containment Expense Incurred	10 Direct Defense and Cost Containment Expense Unpaid	11 Commissions and Brokerage Expenses	12 Taxes, Licenses and Fees
	1 Direct Premiums Written	2 Direct Premiums Earned										
1. Fire												
2.1 Allied lines												
2.2 Multiple peril crop												
2.3 Federal flood												
2.4 Private crop												
2.5 Private flood												
3. Farmowners multiple peril												
4. Homeowners multiple peril												
5.1 Commercial multiple peril (non-liability portion)												
5.2 Commercial multiple peril (liability portion)												
6. Mortgage guaranty												
8. Ocean marine												
9. Inland marine												
10. Financial guaranty												
11. Medical professional liability												
12. Earthquake												
13. Group accident and health (b)												
14. Credit accident and health (group and individual)												
15.1 Collectively renewable accident and health (b)												
15.2 Non-cancelable accident and health(b)												
15.3 Guaranteed renewable accident and health(b)												
15.4 Non-renewable for stated reasons only (b)												
15.5 Other accident only												
15.6 Medicare Title XVIII exempt from state taxes or fees												
15.7 All other accident and health (b)												
15.8 Federal employees health benefits plan premium (b)												
16. Workers' compensation												
17.1 Other Liability - occurrence	297,104	1,046,249		500,695	86,411	111,806	25,395					16,519
17.2 Other Liability - claims made												
17.3 Excess workers' compensation												
18. Products liability												
19.1 Private passenger auto no-fault (personal injury protection)												
19.2 Other private passenger auto liability												
19.3 Commercial auto no-fault (personal injury protection)												
19.4 Other commercial auto liability												
21.1 Private passenger auto physical damage												
21.2 Commercial auto physical damage												
22. Aircraft (all perils)												
23. Fidelity												
24. Surety												
26. Burglary and theft												
27. Boiler and machinery												
28. Credit												
29. International												
30. Warranty	2,001,480	1,467,027		2,766,925	1,195,803	1,255,566	73,299				20,666	110,885
34. Aggregate write-ins for other lines of business	0	0	0	0	0	0	0	0	0	0	0	0
35. TOTALS (a)	2,298,584	2,513,276	0	3,267,620	1,282,214	1,367,372	98,695	0	0	0	20,666	127,404
DETAILS OF WRITE-INS												
3401.												
3402.												
3403.												
3498. Summary of remaining write-ins for Line 34 from overflow page	0	0	0	0	0	0	0	0	0	0	0	0
3499. Totals (Lines 3401 thru 3403 plus 3498)(Line 34 above)	0	0	0	0	0	0	0	0	0	0	0	0

(a) Finance and service charges not included in Lines 1 to 35 \$

(b) For health business on indicated lines report: Number of persons insured under PPO managed care products and number of persons insured under indemnity only products

19 GA



ANNUAL STATEMENT FOR THE YEAR 2021 OF THE Dealers Assurance Company
EXHIBIT OF PREMIUMS AND LOSSES (Statutory Page 14)

NAIC Group Code 0315

BUSINESS IN THE STATE OF Hawaii

DURING THE YEAR 2021

NAIC Company Code 16705

Line of Business	Gross Premiums, Including Policy and Membership Fees, Less Return Premiums and Premiums on Policies not Taken		3 Dividends Paid or Credited to Policyholders on Direct Business	4 Direct Unearned Premium Reserves	5 Direct Losses Paid (deducting salvage)	6 Direct Losses Incurred	7 Direct Losses Unpaid	8 Direct Defense and Cost Containment Expense Paid	9 Direct Defense and Cost Containment Expense Incurred	10 Direct Defense and Cost Containment Expense Unpaid	11 Commissions and Brokerage Expenses	12 Taxes, Licenses and Fees
	1 Direct Premiums Written	2 Direct Premiums Earned										
1. Fire												
2.1 Allied lines												
2.2 Multiple peril crop												
2.3 Federal flood												
2.4 Private crop												
2.5 Private flood												
3. Farmowners multiple peril												
4. Homeowners multiple peril												
5.1 Commercial multiple peril (non-liability portion)												
5.2 Commercial multiple peril (liability portion)												
6. Mortgage guaranty												
8. Ocean marine												
9. Inland marine												
10. Financial guaranty												
11. Medical professional liability												
12. Earthquake												
13. Group accident and health (b)												
14. Credit accident and health (group and individual)												
15.1 Collectively renewable accident and health (b)												
15.2 Non-cancelable accident and health(b)												
15.3 Guaranteed renewable accident and health(b)												
15.4 Non-renewable for stated reasons only (b)												
15.5 Other accident only												
15.6 Medicare Title XVIII exempt from state taxes or fees												
15.7 All other accident and health (b)												
15.8 Federal employees health benefits plan premium (b)												
16. Workers' compensation												
17.1 Other Liability - occurrence												
17.2 Other Liability - claims made												
17.3 Excess workers' compensation												
18. Products liability												
19.1 Private passenger auto no-fault (personal injury protection)												
19.2 Other private passenger auto liability												
19.3 Commercial auto no-fault (personal injury protection)												
19.4 Other commercial auto liability												
21.1 Private passenger auto physical damage												
21.2 Commercial auto physical damage												
22. Aircraft (all perils)												
23. Fidelity												
24. Surety												
26. Burglary and theft												
27. Boiler and machinery												
28. Credit												
29. International												
30. Warranty	3,751	(830)		4,901	2,211	2,394	183				0	1,065
34. Aggregate write-ins for other lines of business	0	0	0	0	0	0	0	0	0	0	0	0
35. TOTALS (a)	3,751	(830)	0	4,901	2,211	2,394	183	0	0	0	0	1,065
DETAILS OF WRITE-INS												
3401.												
3402.												
3403.												
3498. Summary of remaining write-ins for Line 34 from overflow page	0	0	0	0	0	0	0	0	0	0	0	0
3499. Totals (Lines 3401 thru 3403 plus 3498)(Line 34 above)	0	0	0	0	0	0	0	0	0	0	0	0

(a) Finance and service charges not included in Lines 1 to 35 \$

(b) For health business on indicated lines report: Number of persons insured under PPO managed care products and number of persons insured under indemnity only products

19.HI



ANNUAL STATEMENT FOR THE YEAR 2021 OF THE Dealers Assurance Company
EXHIBIT OF PREMIUMS AND LOSSES (Statutory Page 14)

NAIC Group Code 0315

BUSINESS IN THE STATE OF Idaho

DURING THE YEAR 2021

NAIC Company Code 16705

Line of Business	Gross Premiums, Including Policy and Membership Fees, Less Return Premiums and Premiums on Policies not Taken		3 Dividends Paid or Credited to Policyholders on Direct Business	4 Direct Unearned Premium Reserves	5 Direct Losses Paid (deducting salvage)	6 Direct Losses Incurred	7 Direct Losses Unpaid	8 Direct Defense and Cost Containment Expense Paid	9 Direct Defense and Cost Containment Expense Incurred	10 Direct Defense and Cost Containment Expense Unpaid	11 Commissions and Brokerage Expenses	12 Taxes, Licenses and Fees
	1 Direct Premiums Written	2 Direct Premiums Earned										
1. Fire												
2.1 Allied lines												
2.2 Multiple peril crop												
2.3 Federal flood												
2.4 Private crop												
2.5 Private flood												
3. Farmowners multiple peril												
4. Homeowners multiple peril												
5.1 Commercial multiple peril (non-liability portion)												
5.2 Commercial multiple peril (liability portion)												
6. Mortgage guaranty												
8. Ocean marine												
9. Inland marine												
10. Financial guaranty												
11. Medical professional liability												
12. Earthquake												
13. Group accident and health (b)												
14. Credit accident and health (group and individual)												
15.1 Collectively renewable accident and health (b)												
15.2 Non-cancelable accident and health(b)												
15.3 Guaranteed renewable accident and health(b)												
15.4 Non-renewable for stated reasons only (b)												
15.5 Other accident only												
15.6 Medicare Title XVIII exempt from state taxes or fees												
15.7 All other accident and health (b)												
15.8 Federal employees health benefits plan premium (b)												
16. Workers' compensation												
17.1 Other Liability - occurrence	11,895	(1,254)		21,639	4,089	5,291	1,202					178
17.2 Other Liability - claims made												
17.3 Excess workers' compensation												
18. Products liability												
19.1 Private passenger auto no-fault (personal injury protection)												
19.2 Other private passenger auto liability												
19.3 Commercial auto no-fault (personal injury protection)												
19.4 Other commercial auto liability												
21.1 Private passenger auto physical damage												
21.2 Commercial auto physical damage												
22. Aircraft (all perils)												
23. Fidelity												
24. Surety												
26. Burglary and theft												
27. Boiler and machinery												
28. Credit												
29. International												
30. Warranty	34,517	(35,844)		38,055	20,265	21,120	855				205	516
34. Aggregate write-ins for other lines of business	0	0	0	0	0	0	0	0	0	0	0	0
35. TOTALS (a)	46,412	(37,098)	0	59,693	24,354	26,411	2,057	0	0	0	205	694
DETAILS OF WRITE-INS												
3401.												
3402.												
3403.												
3498. Summary of remaining write-ins for Line 34 from overflow page	0	0	0	0	0	0	0	0	0	0	0	0
3499. Totals (Lines 3401 thru 3403 plus 3498)(Line 34 above)	0	0	0	0	0	0	0	0	0	0	0	0

(a) Finance and service charges not included in Lines 1 to 35 \$

(b) For health business on indicated lines report: Number of persons insured under PPO managed care products and number of persons insured under indemnity only products

19.1D



ANNUAL STATEMENT FOR THE YEAR 2021 OF THE Dealers Assurance Company
EXHIBIT OF PREMIUMS AND LOSSES (Statutory Page 14)

NAIC Group Code 0315

BUSINESS IN THE STATE OF Illinois

DURING THE YEAR 2021

NAIC Company Code 16705

Line of Business	Gross Premiums, Including Policy and Membership Fees, Less Return Premiums and Premiums on Policies not Taken		3 Dividends Paid or Credited to Policyholders on Direct Business	4 Direct Unearned Premium Reserves	5 Direct Losses Paid (deducting salvage)	6 Direct Losses Incurred	7 Direct Losses Unpaid	8 Direct Defense and Cost Containment Expense Paid	9 Direct Defense and Cost Containment Expense Incurred	10 Direct Defense and Cost Containment Expense Unpaid	11 Commissions and Brokerage Expenses	12 Taxes, Licenses and Fees
	1 Direct Premiums Written	2 Direct Premiums Earned										
1. Fire												
2.1 Allied lines												
2.2 Multiple peril crop												
2.3 Federal flood												
2.4 Private crop												
2.5 Private flood												
3. Farmowners multiple peril												
4. Homeowners multiple peril												
5.1 Commercial multiple peril (non-liability portion)												
5.2 Commercial multiple peril (liability portion)												
6. Mortgage guaranty												
8. Ocean marine												
9. Inland marine												
10. Financial guaranty												
11. Medical professional liability												
12. Earthquake												
13. Group accident and health (b)												
14. Credit accident and health (group and individual)												
15.1 Collectively renewable accident and health (b)												
15.2 Non-cancelable accident and health(b)												
15.3 Guaranteed renewable accident and health(b)												
15.4 Non-renewable for stated reasons only (b)												
15.5 Other accident only												
15.6 Medicare Title XVIII exempt from state taxes or fees												
15.7 All other accident and health (b)												
15.8 Federal employees health benefits plan premium (b)												
16. Workers' compensation												
17.1 Other Liability - occurrence	1,181,673	115,522		2,190,549	422,381	546,571	124,190					17,246
17.2 Other Liability - claims made												
17.3 Excess workers' compensation												
18. Products liability												
19.1 Private passenger auto no-fault (personal injury protection)												
19.2 Other private passenger auto liability												
19.3 Commercial auto no-fault (personal injury protection)												
19.4 Other commercial auto liability												
21.1 Private passenger auto physical damage												
21.2 Commercial auto physical damage												
22. Aircraft (all perils)												
23. Fidelity												
24. Surety												
26. Burglary and theft												
27. Boiler and machinery												
28. Credit												
29. International												
30. Warranty	1,901,279	1,768,270		1,779,435	1,159,807	1,169,446	9,711				21,280	27,636
34. Aggregate write-ins for other lines of business	0	0	0	0	0	0	0	0	0	0	0	0
35. TOTALS (a)	3,082,952	1,883,791	0	3,969,983	1,582,188	1,716,017	133,901	0	0	0	21,280	44,882
DETAILS OF WRITE-INS												
3401.												
3402.												
3403.												
3498. Summary of remaining write-ins for Line 34 from overflow page	0	0	0	0	0	0	0	0	0	0	0	0
3499. Totals (Lines 3401 thru 3403 plus 3498)(Line 34 above)	0	0	0	0	0	0	0	0	0	0	0	0

(a) Finance and service charges not included in Lines 1 to 35 \$

(b) For health business on indicated lines report: Number of persons insured under PPO managed care products and number of persons insured under indemnity only products

19.1L



ANNUAL STATEMENT FOR THE YEAR 2021 OF THE Dealers Assurance Company
EXHIBIT OF PREMIUMS AND LOSSES (Statutory Page 14)

NAIC Group Code 0315

BUSINESS IN THE STATE OF Indiana

DURING THE YEAR 2021

NAIC Company Code 16705

Line of Business	Gross Premiums, Including Policy and Membership Fees, Less Return Premiums and Premiums on Policies not Taken		3 Dividends Paid or Credited to Policyholders on Direct Business	4 Direct Unearned Premium Reserves	5 Direct Losses Paid (deducting salvage)	6 Direct Losses Incurred	7 Direct Losses Unpaid	8 Direct Defense and Cost Containment Expense Paid	9 Direct Defense and Cost Containment Expense Incurred	10 Direct Defense and Cost Containment Expense Unpaid	11 Commissions and Brokerage Expenses	12 Taxes, Licenses and Fees
	1 Direct Premiums Written	2 Direct Premiums Earned										
1. Fire												
2.1 Allied lines												
2.2 Multiple peril crop												
2.3 Federal flood												
2.4 Private crop												
2.5 Private flood												
3. Farmowners multiple peril												
4. Homeowners multiple peril												
5.1 Commercial multiple peril (non-liability portion)												
5.2 Commercial multiple peril (liability portion)												
6. Mortgage guaranty												
8. Ocean marine												
9. Inland marine												
10. Financial guaranty												
11. Medical professional liability												
12. Earthquake												
13. Group accident and health (b)												
14. Credit accident and health (group and individual)												
15.1 Collectively renewable accident and health (b)												
15.2 Non-cancelable accident and health(b)												
15.3 Guaranteed renewable accident and health(b)												
15.4 Non-renewable for stated reasons only (b)												
15.5 Other accident only												
15.6 Medicare Title XVIII exempt from state taxes or fees												
15.7 All other accident and health (b)												
15.8 Federal employees health benefits plan premium (b)												
16. Workers' compensation												
17.1 Other Liability - occurrence	99,471	104,957		142,434	18,971	24,540	5,568					1,393
17.2 Other Liability - claims made												
17.3 Excess workers' compensation												
18. Products liability												
19.1 Private passenger auto no-fault (personal injury protection)												
19.2 Other private passenger auto liability												
19.3 Commercial auto no-fault (personal injury protection)												
19.4 Other commercial auto liability												
21.1 Private passenger auto physical damage												
21.2 Commercial auto physical damage												
22. Aircraft (all perils)												
23. Fidelity												
24. Surety												
26. Burglary and theft												
27. Boiler and machinery												
28. Credit												
29. International												
30. Warranty	3,045,456	1,771,310		3,924,205	1,751,962	1,894,385	142,423				205	42,457
34. Aggregate write-ins for other lines of business	0	0	0	0	0	0	0	0	0	0	0	0
35. TOTALS (a)	3,144,927	1,876,267	0	4,066,639	1,770,934	1,918,925	147,991	0	0	0	205	43,850
DETAILS OF WRITE-INS												
3401.												
3402.												
3403.												
3498. Summary of remaining write-ins for Line 34 from overflow page	0	0	0	0	0	0	0	0	0	0	0	0
3499. Totals (Lines 3401 thru 3403 plus 3498)(Line 34 above)	0	0	0	0	0	0	0	0	0	0	0	0

(a) Finance and service charges not included in Lines 1 to 35 \$

(b) For health business on indicated lines report: Number of persons insured under PPO managed care products and number of persons insured under indemnity only products

19.1N



ANNUAL STATEMENT FOR THE YEAR 2021 OF THE Dealers Assurance Company
EXHIBIT OF PREMIUMS AND LOSSES (Statutory Page 14)

NAIC Group Code 0315

BUSINESS IN THE STATE OF Iowa

DURING THE YEAR 2021

NAIC Company Code 16705

Line of Business	Gross Premiums, Including Policy and Membership Fees, Less Return Premiums and Premiums on Policies not Taken		3 Dividends Paid or Credited to Policyholders on Direct Business	4 Direct Unearned Premium Reserves	5 Direct Losses Paid (deducting salvage)	6 Direct Losses Incurred	7 Direct Losses Unpaid	8 Direct Defense and Cost Containment Expense Paid	9 Direct Defense and Cost Containment Expense Incurred	10 Direct Defense and Cost Containment Expense Unpaid	11 Commissions and Brokerage Expenses	12 Taxes, Licenses and Fees
	1 Direct Premiums Written	2 Direct Premiums Earned										
1. Fire												
2.1 Allied lines												
2.2 Multiple peril crop												
2.3 Federal flood												
2.4 Private crop												
2.5 Private flood												
3. Farmowners multiple peril												
4. Homeowners multiple peril												
5.1 Commercial multiple peril (non-liability portion)												
5.2 Commercial multiple peril (liability portion)												
6. Mortgage guaranty												
8. Ocean marine												
9. Inland marine												
10. Financial guaranty												
11. Medical professional liability												
12. Earthquake												
13. Group accident and health (b)												
14. Credit accident and health (group and individual)												
15.1 Collectively renewable accident and health (b)												
15.2 Non-cancelable accident and health(b)												
15.3 Guaranteed renewable accident and health(b)												
15.4 Non-renewable for stated reasons only (b)												
15.5 Other accident only												
15.6 Medicare Title XVIII exempt from state taxes or fees												
15.7 All other accident and health (b)												
15.8 Federal employees health benefits plan premium (b)												
16. Workers' compensation												
17.1 Other Liability - occurrence	271,255	13,252		258,003	195	195	0					3,858
17.2 Other Liability - claims made												
17.3 Excess workers' compensation												
18. Products liability												
19.1 Private passenger auto no-fault (personal injury protection)												
19.2 Other private passenger auto liability												
19.3 Commercial auto no-fault (personal injury protection)												
19.4 Other commercial auto liability												
21.1 Private passenger auto physical damage												
21.2 Commercial auto physical damage												
22. Aircraft (all perils)												
23. Fidelity												
24. Surety												
26. Burglary and theft												
27. Boiler and machinery												
28. Credit												
29. International												
30. Warranty	1,550,743	492,618		1,894,339	635,211	695,653	60,442				614	21,963
34. Aggregate write-ins for other lines of business	0	0	0	0	0	0	0	0	0	0	0	0
35. TOTALS (a)	1,821,998	505,870	0	2,152,342	635,406	695,848	60,442	0	0	0	614	25,821
DETAILS OF WRITE-INS												
3401.												
3402.												
3403.												
3498. Summary of remaining write-ins for Line 34 from overflow page	0	0	0	0	0	0	0	0	0	0	0	0
3499. Totals (Lines 3401 thru 3403 plus 3498)(Line 34 above)	0	0	0	0	0	0	0	0	0	0	0	0

(a) Finance and service charges not included in Lines 1 to 35 \$

(b) For health business on indicated lines report: Number of persons insured under PPO managed care products and number of persons insured under indemnity only products

191A



ANNUAL STATEMENT FOR THE YEAR 2021 OF THE Dealers Assurance Company

EXHIBIT OF PREMIUMS AND LOSSES (Statutory Page 14)

NAIC Group Code 0315

BUSINESS IN THE STATE OF Kansas

DURING THE YEAR 2021

NAIC Company Code 16705

Line of Business	Gross Premiums, Including Policy and Membership Fees, Less Return Premiums and Premiums on Policies not Taken		3 Dividends Paid or Credited to Policyholders on Direct Business	4 Direct Unearned Premium Reserves	5 Direct Losses Paid (deducting salvage)	6 Direct Losses Incurred	7 Direct Losses Unpaid	8 Direct Defense and Cost Containment Expense Paid	9 Direct Defense and Cost Containment Expense Incurred	10 Direct Defense and Cost Containment Expense Unpaid	11 Commissions and Brokerage Expenses	12 Taxes, Licenses and Fees
	1 Direct Premiums Written	2 Direct Premiums Earned										
1. Fire												
2.1 Allied lines												
2.2 Multiple peril crop												
2.3 Federal flood												
2.4 Private crop												
2.5 Private flood												
3. Farmowners multiple peril												
4. Homeowners multiple peril												
5.1 Commercial multiple peril (non-liability portion)												
5.2 Commercial multiple peril (liability portion)												
6. Mortgage guaranty												
8. Ocean marine												
9. Inland marine												
10. Financial guaranty												
11. Medical professional liability												
12. Earthquake												
13. Group accident and health (b)												
14. Credit accident and health (group and individual)												
15.1 Collectively renewable accident and health (b)												
15.2 Non-cancelable accident and health(b)												
15.3 Guaranteed renewable accident and health(b)												
15.4 Non-renewable for stated reasons only (b)												
15.5 Other accident only												
15.6 Medicare Title XVIII exempt from state taxes or fees												
15.7 All other accident and health (b)												
15.8 Federal employees health benefits plan premium (b)												
16. Workers' compensation												
17.1 Other Liability - occurrence	7,309	80,160		7,030	141	(14,337)	66					146
17.2 Other Liability - claims made												
17.3 Excess workers' compensation												
18. Products liability												
19.1 Private passenger auto no-fault (personal injury protection)												
19.2 Other private passenger auto liability												
19.3 Commercial auto no-fault (personal injury protection)												
19.4 Other commercial auto liability												
21.1 Private passenger auto physical damage												
21.2 Commercial auto physical damage												
22. Aircraft (all perils)												
23. Fidelity												
24. Surety												
26. Burglary and theft												
27. Boiler and machinery												
28. Credit												
29. International												
30. Warranty	267,779	108,786		347,065	150,694	163,299	12,605				205	5,341
34. Aggregate write-ins for other lines of business	0	0	0	0	0	0	0	0	0	0	0	0
35. TOTALS (a)	275,089	188,947	0	354,095	150,834	148,962	12,671	0	0	0	205	5,487
DETAILS OF WRITE-INS												
3401.												
3402.												
3403.												
3498. Summary of remaining write-ins for Line 34 from overflow page	0	0	0	0	0	0	0	0	0	0	0	0
3499. Totals (Lines 3401 thru 3403 plus 3498)(Line 34 above)	0	0	0	0	0	0	0	0	0	0	0	0

(a) Finance and service charges not included in Lines 1 to 35 \$

(b) For health business on indicated lines report: Number of persons insured under PPO managed care products and number of persons insured under indemnity only products

19 KS



ANNUAL STATEMENT FOR THE YEAR 2021 OF THE Dealers Assurance Company

EXHIBIT OF PREMIUMS AND LOSSES (Statutory Page 14)

NAIC Group Code 0315

BUSINESS IN THE STATE OF Kentucky

DURING THE YEAR 2021

NAIC Company Code 16705

Line of Business	Gross Premiums, Including Policy and Membership Fees, Less Return Premiums and Premiums on Policies not Taken		3 Dividends Paid or Credited to Policyholders on Direct Business	4 Direct Unearned Premium Reserves	5 Direct Losses Paid (deducting salvage)	6 Direct Losses Incurred	7 Direct Losses Unpaid	8 Direct Defense and Cost Containment Expense Paid	9 Direct Defense and Cost Containment Expense Incurred	10 Direct Defense and Cost Containment Expense Unpaid	11 Commissions and Brokerage Expenses	12 Taxes, Licenses and Fees
	1 Direct Premiums Written	2 Direct Premiums Earned										
1. Fire												
2.1 Allied lines												
2.2 Multiple peril crop												
2.3 Federal flood												
2.4 Private crop												
2.5 Private flood												
3. Farmowners multiple peril												
4. Homeowners multiple peril												
5.1 Commercial multiple peril (non-liability portion)												
5.2 Commercial multiple peril (liability portion)												
6. Mortgage guaranty												
8. Ocean marine												
9. Inland marine												
10. Financial guaranty												
11. Medical professional liability												
12. Earthquake												
13. Group accident and health (b)												
14. Credit accident and health (group and individual)												
15.1 Collectively renewable accident and health (b)												
15.2 Non-cancelable accident and health(b)												
15.3 Guaranteed renewable accident and health(b)												
15.4 Non-renewable for stated reasons only (b)												
15.5 Other accident only												
15.6 Medicare Title XVIII exempt from state taxes or fees												
15.7 All other accident and health (b)												
15.8 Federal employees health benefits plan premium (b)												
16. Workers' compensation												
17.1 Other Liability - occurrence	284,623	316,321		553,090	93,816	98,408	17,621					24,551
17.2 Other Liability - claims made												
17.3 Excess workers' compensation												
18. Products liability												
19.1 Private passenger auto no-fault (personal injury protection)												
19.2 Other private passenger auto liability												
19.3 Commercial auto no-fault (personal injury protection)												
19.4 Other commercial auto liability												
21.1 Private passenger auto physical damage												
21.2 Commercial auto physical damage												
22. Aircraft (all perils)												
23. Fidelity												
24. Surety												
26. Burglary and theft												
27. Boiler and machinery												
28. Credit												
29. International												
30. Warranty	991,551	552,143		1,175,269	535,493	571,012	35,518				(205)	85,172
34. Aggregate write-ins for other lines of business	0	0	0	0	0	0	0	0	0	0	0	0
35. TOTALS (a)	1,276,175	868,465	0	1,728,359	629,309	669,420	53,139	0	0	0	(205)	109,723
DETAILS OF WRITE-INS												
3401.												
3402.												
3403.												
3498. Summary of remaining write-ins for Line 34 from overflow page	0	0	0	0	0	0	0	0	0	0	0	0
3499. Totals (Lines 3401 thru 3403 plus 3498)(Line 34 above)	0	0	0	0	0	0	0	0	0	0	0	0

(a) Finance and service charges not included in Lines 1 to 35 \$

(b) For health business on indicated lines report: Number of persons insured under PPO managed care products and number of persons insured under indemnity only products

19 KY



ANNUAL STATEMENT FOR THE YEAR 2021 OF THE Dealers Assurance Company
EXHIBIT OF PREMIUMS AND LOSSES (Statutory Page 14)

NAIC Group Code 0315

BUSINESS IN THE STATE OF Louisiana

DURING THE YEAR 2021

NAIC Company Code 16705

Line of Business	Gross Premiums, Including Policy and Membership Fees, Less Return Premiums and Premiums on Policies not Taken		3 Dividends Paid or Credited to Policyholders on Direct Business	4 Direct Unearned Premium Reserves	5 Direct Losses Paid (deducting salvage)	6 Direct Losses Incurred	7 Direct Losses Unpaid	8 Direct Defense and Cost Containment Expense Paid	9 Direct Defense and Cost Containment Expense Incurred	10 Direct Defense and Cost Containment Expense Unpaid	11 Commissions and Brokerage Expenses	12 Taxes, Licenses and Fees
	1 Direct Premiums Written	2 Direct Premiums Earned										
1. Fire												
2.1 Allied lines												
2.2 Multiple peril crop												
2.3 Federal flood												
2.4 Private crop												
2.5 Private flood												
3. Farmowners multiple peril												
4. Homeowners multiple peril												
5.1 Commercial multiple peril (non-liability portion)												
5.2 Commercial multiple peril (liability portion)												
6. Mortgage guaranty												
8. Ocean marine												
9. Inland marine												
10. Financial guaranty												
11. Medical professional liability												
12. Earthquake												
13. Group accident and health (b)												
14. Credit accident and health (group and individual)												
15.1 Collectively renewable accident and health (b)												
15.2 Non-cancelable accident and health(b)												
15.3 Guaranteed renewable accident and health(b)												
15.4 Non-renewable for stated reasons only (b)												
15.5 Other accident only												
15.6 Medicare Title XVIII exempt from state taxes or fees												
15.7 All other accident and health (b)												
15.8 Federal employees health benefits plan premium (b)												
16. Workers' compensation												
17.1 Other Liability - occurrence	35,002	1,486,967		33,292	25	(267,858)	0					894
17.2 Other Liability - claims made												
17.3 Excess workers' compensation												
18. Products liability												
19.1 Private passenger auto no-fault (personal injury protection)												
19.2 Other private passenger auto liability												
19.3 Commercial auto no-fault (personal injury protection)												
19.4 Other commercial auto liability												
21.1 Private passenger auto physical damage												
21.2 Commercial auto physical damage												
22. Aircraft (all perils)												
23. Fidelity												
24. Surety												
26. Burglary and theft												
27. Boiler and machinery												
28. Credit												
29. International												
30. Warranty	2,605,518	1,436,464		3,388,609	1,498,040	1,622,989	124,949			660		66,277
34. Aggregate write-ins for other lines of business	0	0	0	0	0	0	0	0	0	0	0	0
35. TOTALS (a)	2,640,520	2,923,430	0	3,421,900	1,498,065	1,355,131	124,949	0	0	0	660	67,171
DETAILS OF WRITE-INS												
3401.												
3402.												
3403.												
3498. Summary of remaining write-ins for Line 34 from overflow page	0	0	0	0	0	0	0	0	0	0	0	0
3499. Totals (Lines 3401 thru 3403 plus 3498)(Line 34 above)	0	0	0	0	0	0	0	0	0	0	0	0

(a) Finance and service charges not included in Lines 1 to 35 \$

(b) For health business on indicated lines report: Number of persons insured under PPO managed care products and number of persons insured under indemnity only products

191A



ANNUAL STATEMENT FOR THE YEAR 2021 OF THE Dealers Assurance Company
EXHIBIT OF PREMIUMS AND LOSSES (Statutory Page 14)

NAIC Group Code 0315

BUSINESS IN THE STATE OF Maine

DURING THE YEAR 2021

NAIC Company Code 16705

Line of Business	Gross Premiums, Including Policy and Membership Fees, Less Return Premiums and Premiums on Policies not Taken		3 Dividends Paid or Credited to Policyholders on Direct Business	4 Direct Unearned Premium Reserves	5 Direct Losses Paid (deducting salvage)	6 Direct Losses Incurred	7 Direct Losses Unpaid	8 Direct Defense and Cost Containment Expense Paid	9 Direct Defense and Cost Containment Expense Incurred	10 Direct Defense and Cost Containment Expense Unpaid	11 Commissions and Brokerage Expenses	12 Taxes, Licenses and Fees
	1 Direct Premiums Written	2 Direct Premiums Earned										
1. Fire												
2.1 Allied lines												
2.2 Multiple peril crop												
2.3 Federal flood												
2.4 Private crop												
2.5 Private flood												
3. Farmowners multiple peril												
4. Homeowners multiple peril												
5.1 Commercial multiple peril (non-liability portion)												
5.2 Commercial multiple peril (liability portion)												
6. Mortgage guaranty												
8. Ocean marine												
9. Inland marine												
10. Financial guaranty												
11. Medical professional liability												
12. Earthquake												
13. Group accident and health (b)												
14. Credit accident and health (group and individual)												
15.1 Collectively renewable accident and health (b)												
15.2 Non-cancelable accident and health(b)												
15.3 Guaranteed renewable accident and health(b)												
15.4 Non-renewable for stated reasons only (b)												
15.5 Other accident only												
15.6 Medicare Title XVIII exempt from state taxes or fees												
15.7 All other accident and health (b)												
15.8 Federal employees health benefits plan premium (b)												
16. Workers' compensation												
17.1 Other Liability - occurrence	565,173	436,826		1,096,735	221,396	286,504	65,107					11,686
17.2 Other Liability - claims made												
17.3 Excess workers' compensation												
18. Products liability												
19.1 Private passenger auto no-fault (personal injury protection)												
19.2 Other private passenger auto liability												
19.3 Commercial auto no-fault (personal injury protection)												
19.4 Other commercial auto liability												
21.1 Private passenger auto physical damage												
21.2 Commercial auto physical damage												
22. Aircraft (all perils)												
23. Fidelity												
24. Surety												
26. Burglary and theft												
27. Boiler and machinery												
28. Credit												
29. International												
30. Warranty	629,900	803,102		465,192	482,433	482,433	0				205	12,971
34. Aggregate write-ins for other lines of business	0	0	0	0	0	0	0	0	0	0	0	0
35. TOTALS (a)	1,195,073	1,239,928	0	1,561,927	703,829	768,936	65,107	0	0	0	205	24,657
DETAILS OF WRITE-INS												
3401.												
3402.												
3403.												
3498. Summary of remaining write-ins for Line 34 from overflow page	0	0	0	0	0	0	0	0	0	0	0	0
3499. Totals (Lines 3401 thru 3403 plus 3498)(Line 34 above)	0	0	0	0	0	0	0	0	0	0	0	0

(a) Finance and service charges not included in Lines 1 to 35 \$

(b) For health business on indicated lines report: Number of persons insured under PPO managed care products and number of persons insured under indemnity only products

19 ME



ANNUAL STATEMENT FOR THE YEAR 2021 OF THE Dealers Assurance Company

EXHIBIT OF PREMIUMS AND LOSSES (Statutory Page 14)

NAIC Group Code 0315

BUSINESS IN THE STATE OF Maryland

DURING THE YEAR 2021

NAIC Company Code 16705

Line of Business	Gross Premiums, Including Policy and Membership Fees, Less Return Premiums and Premiums on Policies not Taken		3 Dividends Paid or Credited to Policyholders on Direct Business	4 Direct Unearned Premium Reserves	5 Direct Losses Paid (deducting salvage)	6 Direct Losses Incurred	7 Direct Losses Unpaid	8 Direct Defense and Cost Containment Expense Paid	9 Direct Defense and Cost Containment Expense Incurred	10 Direct Defense and Cost Containment Expense Unpaid	11 Commissions and Brokerage Expenses	12 Taxes, Licenses and Fees
	1 Direct Premiums Written	2 Direct Premiums Earned										
1. Fire												
2.1 Allied lines												
2.2 Multiple peril crop												
2.3 Federal flood												
2.4 Private crop												
2.5 Private flood												
3. Farmowners multiple peril												
4. Homeowners multiple peril												
5.1 Commercial multiple peril (non-liability portion)												
5.2 Commercial multiple peril (liability portion)												
6. Mortgage guaranty												
8. Ocean marine												
9. Inland marine												
10. Financial guaranty												
11. Medical professional liability												
12. Earthquake												
13. Group accident and health (b)												
14. Credit accident and health (group and individual)												
15.1 Collectively renewable accident and health (b)												
15.2 Non-cancelable accident and health(b)												
15.3 Guaranteed renewable accident and health(b)												
15.4 Non-renewable for stated reasons only (b)												
15.5 Other accident only												
15.6 Medicare Title XVIII exempt from state taxes or fees												
15.7 All other accident and health (b)												
15.8 Federal employees health benefits plan premium (b)												
16. Workers' compensation												
17.1 Other Liability - occurrence	16,387	124,192		27,903	4,879	6,314	1,434					328
17.2 Other Liability - claims made												
17.3 Excess workers' compensation												
18. Products liability												
19.1 Private passenger auto no-fault (personal injury protection)												
19.2 Other private passenger auto liability												
19.3 Commercial auto no-fault (personal injury protection)												
19.4 Other commercial auto liability												
21.1 Private passenger auto physical damage												
21.2 Commercial auto physical damage												
22. Aircraft (all perils)												
23. Fidelity												
24. Surety												
26. Burglary and theft												
27. Boiler and machinery												
28. Credit												
29. International												
30. Warranty	1,317,173	1,283,334		1,717,794	759,784	821,724	61,940				4,706	26,210
34. Aggregate write-ins for other lines of business	0	0	0	0	0	0	0	0	0	0	0	0
35. TOTALS (a)	1,333,560	1,407,526	0	1,745,697	764,664	828,037	63,374	0	0	0	4,706	26,538
DETAILS OF WRITE-INS												
3401.												
3402.												
3403.												
3498. Summary of remaining write-ins for Line 34 from overflow page	0	0	0	0	0	0	0	0	0	0	0	0
3499. Totals (Lines 3401 thru 3403 plus 3498)(Line 34 above)	0	0	0	0	0	0	0	0	0	0	0	0

(a) Finance and service charges not included in Lines 1 to 35 \$

(b) For health business on indicated lines report: Number of persons insured under PPO managed care products and number of persons insured under indemnity only products

19 MD



ANNUAL STATEMENT FOR THE YEAR 2021 OF THE Dealers Assurance Company

EXHIBIT OF PREMIUMS AND LOSSES (Statutory Page 14)

NAIC Group Code 0315

BUSINESS IN THE STATE OF Massachusetts

DURING THE YEAR 2021

NAIC Company Code 16705

Line of Business	Gross Premiums, Including Policy and Membership Fees, Less Return Premiums and Premiums on Policies not Taken		3 Dividends Paid or Credited to Policyholders on Direct Business	4 Direct Unearned Premium Reserves	5 Direct Losses Paid (deducting salvage)	6 Direct Losses Incurred	7 Direct Losses Unpaid	8 Direct Defense and Cost Containment Expense Paid	9 Direct Defense and Cost Containment Expense Incurred	10 Direct Defense and Cost Containment Expense Unpaid	11 Commissions and Brokerage Expenses	12 Taxes, Licenses and Fees
	1 Direct Premiums Written	2 Direct Premiums Earned										
1. Fire												
2.1 Allied lines												
2.2 Multiple peril crop												
2.3 Federal flood												
2.4 Private crop												
2.5 Private flood												
3. Farmowners multiple peril												
4. Homeowners multiple peril												
5.1 Commercial multiple peril (non-liability portion)												
5.2 Commercial multiple peril (liability portion)												
6. Mortgage guaranty												
8. Ocean marine												
9. Inland marine												
10. Financial guaranty												
11. Medical professional liability												
12. Earthquake												
13. Group accident and health (b)												
14. Credit accident and health (group and individual)												
15.1 Collectively renewable accident and health (b)												
15.2 Non-cancelable accident and health(b)												
15.3 Guaranteed renewable accident and health(b)												
15.4 Non-renewable for stated reasons only (b)												
15.5 Other accident only												
15.6 Medicare Title XVIII exempt from state taxes or fees												
15.7 All other accident and health (b)												
15.8 Federal employees health benefits plan premium (b)												
16. Workers' compensation												
17.1 Other Liability - occurrence	496,094	10,120		541,680	27,951	36,081	8,130					21,173
17.2 Other Liability - claims made												
17.3 Excess workers' compensation												
18. Products liability												
19.1 Private passenger auto no-fault (personal injury protection)												
19.2 Other private passenger auto liability												
19.3 Commercial auto no-fault (personal injury protection)												
19.4 Other commercial auto liability												
21.1 Private passenger auto physical damage												
21.2 Commercial auto physical damage												
22. Aircraft (all perils)												
23. Fidelity												
24. Surety												
26. Burglary and theft												
27. Boiler and machinery												
28. Credit												
29. International												
30. Warranty	1,458,236	331,802		1,652,787	428,335	472,516	44,180				4,725	62,096
34. Aggregate write-ins for other lines of business	0	0	0	0	0	0	0	0	0	0	0	0
35. TOTALS (a)	1,954,331	341,923	0	2,194,466	456,286	508,596	52,310	0	0	0	4,725	83,269
DETAILS OF WRITE-INS												
3401.												
3402.												
3403.												
3498. Summary of remaining write-ins for Line 34 from overflow page	0	0	0	0	0	0	0	0	0	0	0	0
3499. Totals (Lines 3401 thru 3403 plus 3498)(Line 34 above)	0	0	0	0	0	0	0	0	0	0	0	0

(a) Finance and service charges not included in Lines 1 to 35 \$

(b) For health business on indicated lines report: Number of persons insured under PPO managed care products and number of persons insured under indemnity only products

19 MA



ANNUAL STATEMENT FOR THE YEAR 2021 OF THE Dealers Assurance Company

EXHIBIT OF PREMIUMS AND LOSSES (Statutory Page 14)

NAIC Group Code 0315

BUSINESS IN THE STATE OF Michigan

DURING THE YEAR 2021

NAIC Company Code 16705

Line of Business	Gross Premiums, Including Policy and Membership Fees, Less Return Premiums and Premiums on Policies not Taken		3 Dividends Paid or Credited to Policyholders on Direct Business	4 Direct Unearned Premium Reserves	5 Direct Losses Paid (deducting salvage)	6 Direct Losses Incurred	7 Direct Losses Unpaid	8 Direct Defense and Cost Containment Expense Paid	9 Direct Defense and Cost Containment Expense Incurred	10 Direct Defense and Cost Containment Expense Unpaid	11 Commissions and Brokerage Expenses	12 Taxes, Licenses and Fees
	1 Direct Premiums Written	2 Direct Premiums Earned										
1. Fire												
2.1 Allied lines												
2.2 Multiple peril crop												
2.3 Federal flood												
2.4 Private crop												
2.5 Private flood												
3. Farmowners multiple peril												
4. Homeowners multiple peril												
5.1 Commercial multiple peril (non-liability portion)												
5.2 Commercial multiple peril (liability portion)												
6. Mortgage guaranty												
8. Ocean marine												
9. Inland marine												
10. Financial guaranty												
11. Medical professional liability												
12. Earthquake												
13. Group accident and health (b)												
14. Credit accident and health (group and individual)												
15.1 Collectively renewable accident and health (b)												
15.2 Non-cancelable accident and health(b)												
15.3 Guaranteed renewable accident and health(b)												
15.4 Non-renewable for stated reasons only (b)												
15.5 Other accident only												
15.6 Medicare Title XVIII exempt from state taxes or fees												
15.7 All other accident and health (b)												
15.8 Federal employees health benefits plan premium (b)												
16. Workers' compensation												
17.1 Other Liability - occurrence	1,738,748	(317,966)		3,310,705	656,071	848,992	192,921					24,795
17.2 Other Liability - claims made												
17.3 Excess workers' compensation												
18. Products liability												
19.1 Private passenger auto no-fault (personal injury protection)												
19.2 Other private passenger auto liability												
19.3 Commercial auto no-fault (personal injury protection)												
19.4 Other commercial auto liability												
21.1 Private passenger auto physical damage												
21.2 Commercial auto physical damage												
22. Aircraft (all perils)												
23. Fidelity												
24. Surety												
26. Burglary and theft												
27. Boiler and machinery												
28. Credit												
29. International												
30. Warranty	7,203,396	5,379,689		8,337,023	4,499,866	4,735,835	235,969				3,482	102,300
34. Aggregate write-ins for other lines of business	0	0	0	0	0	0	0	0	0	0	0	0
35. TOTALS (a)	8,942,144	5,061,723	0	11,647,727	5,155,937	5,584,827	428,890	0	0	0	3,482	127,095
DETAILS OF WRITE-INS												
3401.												
3402.												
3403.												
3498. Summary of remaining write-ins for Line 34 from overflow page	0	0	0	0	0	0	0	0	0	0	0	0
3499. Totals (Lines 3401 thru 3403 plus 3498)(Line 34 above)	0	0	0	0	0	0	0	0	0	0	0	0

(a) Finance and service charges not included in Lines 1 to 35 \$

(b) For health business on indicated lines report: Number of persons insured under PPO managed care products and number of persons insured under indemnity only products

19.MI



ANNUAL STATEMENT FOR THE YEAR 2021 OF THE Dealers Assurance Company

EXHIBIT OF PREMIUMS AND LOSSES (Statutory Page 14)

NAIC Group Code 0315

BUSINESS IN THE STATE OF Minnesota

DURING THE YEAR 2021

NAIC Company Code 16705

Line of Business	Gross Premiums, Including Policy and Membership Fees, Less Return Premiums and Premiums on Policies not Taken		3 Dividends Paid or Credited to Policyholders on Direct Business	4 Direct Unearned Premium Reserves	5 Direct Losses Paid (deducting salvage)	6 Direct Losses Incurred	7 Direct Losses Unpaid	8 Direct Defense and Cost Containment Expense Paid	9 Direct Defense and Cost Containment Expense Incurred	10 Direct Defense and Cost Containment Expense Unpaid	11 Commissions and Brokerage Expenses	12 Taxes, Licenses and Fees
	1 Direct Premiums Written	2 Direct Premiums Earned										
1. Fire												
2.1 Allied lines												
2.2 Multiple peril crop												
2.3 Federal flood												
2.4 Private crop												
2.5 Private flood												
3. Farmowners multiple peril												
4. Homeowners multiple peril												
5.1 Commercial multiple peril (non-liability portion)												
5.2 Commercial multiple peril (liability portion)												
6. Mortgage guaranty												
8. Ocean marine												
9. Inland marine												
10. Financial guaranty												
11. Medical professional liability												
12. Earthquake												
13. Group accident and health (b)												
14. Credit accident and health (group and individual)												
15.1 Collectively renewable accident and health (b)												
15.2 Non-cancelable accident and health(b)												
15.3 Guaranteed renewable accident and health(b)												
15.4 Non-renewable for stated reasons only (b)												
15.5 Other accident only												
15.6 Medicare Title XVIII exempt from state taxes or fees												
15.7 All other accident and health (b)												
15.8 Federal employees health benefits plan premium (b)												
16. Workers' compensation												
17.1 Other Liability - occurrence	189,748	(85,337)		318,490	54,680	70,749	16,069					3,888
17.2 Other Liability - claims made												
17.3 Excess workers' compensation												
18. Products liability												
19.1 Private passenger auto no-fault (personal injury protection)												
19.2 Other private passenger auto liability												
19.3 Commercial auto no-fault (personal injury protection)												
19.4 Other commercial auto liability												
21.1 Private passenger auto physical damage												
21.2 Commercial auto physical damage												
22. Aircraft (all perils)												
23. Fidelity												
24. Surety												
26. Burglary and theft												
27. Boiler and machinery												
28. Credit												
29. International												
30. Warranty	1,885,032	1,176,232		2,350,211	1,087,484	1,167,363	79,879					38,466
34. Aggregate write-ins for other lines of business	0	0	0	0	0	0	0	0	0	0	0	0
35. TOTALS (a)	2,074,780	1,090,895	0	2,668,701	1,142,164	1,238,112	95,949	0	0	0	0	42,354
DETAILS OF WRITE-INS												
3401.												
3402.												
3403.												
3498. Summary of remaining write-ins for Line 34 from overflow page	0	0	0	0	0	0	0	0	0	0	0	0
3499. Totals (Lines 3401 thru 3403 plus 3498)(Line 34 above)	0	0	0	0	0	0	0	0	0	0	0	0

(a) Finance and service charges not included in Lines 1 to 35 \$

(b) For health business on indicated lines report: Number of persons insured under PPO managed care products and number of persons insured under indemnity only products

19 MN



ANNUAL STATEMENT FOR THE YEAR 2021 OF THE Dealers Assurance Company
EXHIBIT OF PREMIUMS AND LOSSES (Statutory Page 14)

NAIC Group Code 0315

BUSINESS IN THE STATE OF Mississippi

DURING THE YEAR 2021

NAIC Company Code 16705

Line of Business	Gross Premiums, Including Policy and Membership Fees, Less Return Premiums and Premiums on Policies not Taken		3 Dividends Paid or Credited to Policyholders on Direct Business	4 Direct Unearned Premium Reserves	5 Direct Losses Paid (deducting salvage)	6 Direct Losses Incurred	7 Direct Losses Unpaid	8 Direct Defense and Cost Containment Expense Paid	9 Direct Defense and Cost Containment Expense Incurred	10 Direct Defense and Cost Containment Expense Unpaid	11 Commissions and Brokerage Expenses	12 Taxes, Licenses and Fees
	1 Direct Premiums Written	2 Direct Premiums Earned										
1. Fire												
2.1 Allied lines												
2.2 Multiple peril crop												
2.3 Federal flood												
2.4 Private crop												
2.5 Private flood												
3. Farmowners multiple peril												
4. Homeowners multiple peril												
5.1 Commercial multiple peril (non-liability portion)												
5.2 Commercial multiple peril (liability portion)												
6. Mortgage guaranty												
8. Ocean marine												
9. Inland marine												
10. Financial guaranty												
11. Medical professional liability												
12. Earthquake												
13. Group accident and health (b)												
14. Credit accident and health (group and individual)												
15.1 Collectively renewable accident and health (b)												
15.2 Non-cancelable accident and health(b)												
15.3 Guaranteed renewable accident and health(b)												
15.4 Non-renewable for stated reasons only (b)												
15.5 Other accident only												
15.6 Medicare Title XVIII exempt from state taxes or fees												
15.7 All other accident and health (b)												
15.8 Federal employees health benefits plan premium (b)												
16. Workers' compensation												
17.1 Other Liability - occurrence	31,054	1,564		29,537	22	22	0					994
17.2 Other Liability - claims made												
17.3 Excess workers' compensation												
18. Products liability												
19.1 Private passenger auto no-fault (personal injury protection)												
19.2 Other private passenger auto liability												
19.3 Commercial auto no-fault (personal injury protection)												
19.4 Other commercial auto liability												
21.1 Private passenger auto physical damage												
21.2 Commercial auto physical damage												
22. Aircraft (all perils)												
23. Fidelity												
24. Surety												
26. Burglary and theft												
27. Boiler and machinery												
28. Credit												
29. International												
30. Warranty	1,974,968	1,600,052		2,569,454	1,123,317	1,217,151	93,834			2,865		62,959
34. Aggregate write-ins for other lines of business	0	0	0	0	0	0	0	0	0	0	0	0
35. TOTALS (a)	2,006,021	1,601,616	0	2,598,991	1,123,340	1,217,173	93,834	0	0	0	2,865	63,953
DETAILS OF WRITE-INS												
3401.												
3402.												
3403.												
3498. Summary of remaining write-ins for Line 34 from overflow page	0	0	0	0	0	0	0	0	0	0	0	0
3499. Totals (Lines 3401 thru 3403 plus 3498)(Line 34 above)	0	0	0	0	0	0	0	0	0	0	0	0

(a) Finance and service charges not included in Lines 1 to 35 \$

(b) For health business on indicated lines report: Number of persons insured under PPO managed care products and number of persons insured under indemnity only products

19 MS



ANNUAL STATEMENT FOR THE YEAR 2021 OF THE Dealers Assurance Company

EXHIBIT OF PREMIUMS AND LOSSES (Statutory Page 14)

NAIC Group Code 0315

BUSINESS IN THE STATE OF Missouri

DURING THE YEAR 2021

NAIC Company Code 16705

Line of Business	Gross Premiums, Including Policy and Membership Fees, Less Return Premiums and Premiums on Policies not Taken		3 Dividends Paid or Credited to Policyholders on Direct Business	4 Direct Unearned Premium Reserves	5 Direct Losses Paid (deducting salvage)	6 Direct Losses Incurred	7 Direct Losses Unpaid	8 Direct Defense and Cost Containment Expense Paid	9 Direct Defense and Cost Containment Expense Incurred	10 Direct Defense and Cost Containment Expense Unpaid	11 Commissions and Brokerage Expenses	12 Taxes, Licenses and Fees
	1 Direct Premiums Written	2 Direct Premiums Earned										
1. Fire												
2.1 Allied lines												
2.2 Multiple peril crop												
2.3 Federal flood												
2.4 Private crop												
2.5 Private flood												
3. Farmowners multiple peril												
4. Homeowners multiple peril												
5.1 Commercial multiple peril (non-liability portion)												
5.2 Commercial multiple peril (liability portion)												
6. Mortgage guaranty												
8. Ocean marine												
9. Inland marine												
10. Financial guaranty												
11. Medical professional liability												
12. Earthquake												
13. Group accident and health (b)												
14. Credit accident and health (group and individual)												
15.1 Collectively renewable accident and health (b)												
15.2 Non-cancelable accident and health(b)												
15.3 Guaranteed renewable accident and health(b)												
15.4 Non-renewable for stated reasons only (b)												
15.5 Other accident only												
15.6 Medicare Title XVIII exempt from state taxes or fees												
15.7 All other accident and health (b)												
15.8 Federal employees health benefits plan premium (b)												
16. Workers' compensation												
17.1 Other Liability - occurrence	338,875	586,228		600,980	110,373	142,818	32,446					8,235
17.2 Other Liability - claims made												
17.3 Excess workers' compensation												
18. Products liability												
19.1 Private passenger auto no-fault (personal injury protection)												
19.2 Other private passenger auto liability												
19.3 Commercial auto no-fault (personal injury protection)												
19.4 Other commercial auto liability												
21.1 Private passenger auto physical damage												
21.2 Commercial auto physical damage												
22. Aircraft (all perils)												
23. Fidelity												
24. Surety												
26. Burglary and theft												
27. Boiler and machinery												
28. Credit												
29. International												
30. Warranty	2,052,363	1,590,059		2,499,889	1,149,270	1,222,694	73,424				18,006	49,700
34. Aggregate write-ins for other lines of business	0	0	0	0	0	0	0	0	0	0	0	0
35. TOTALS (a)	2,391,239	2,176,287	0	3,100,869	1,259,643	1,365,513	105,870	0	0	0	18,006	57,935
DETAILS OF WRITE-INS												
3401.												
3402.												
3403.												
3498. Summary of remaining write-ins for Line 34 from overflow page	0	0	0	0	0	0	0	0	0	0	0	0
3499. Totals (Lines 3401 thru 3403 plus 3498)(Line 34 above)	0	0	0	0	0	0	0	0	0	0	0	0

(a) Finance and service charges not included in Lines 1 to 35 \$

(b) For health business on indicated lines report: Number of persons insured under PPO managed care products and number of persons insured under indemnity only products

19 MO



ANNUAL STATEMENT FOR THE YEAR 2021 OF THE Dealers Assurance Company

EXHIBIT OF PREMIUMS AND LOSSES (Statutory Page 14)

NAIC Group Code 0315

BUSINESS IN THE STATE OF Montana

DURING THE YEAR 2021

NAIC Company Code 16705

Line of Business	Gross Premiums, Including Policy and Membership Fees, Less Return Premiums and Premiums on Policies not Taken		3 Dividends Paid or Credited to Policyholders on Direct Business	4 Direct Unearned Premium Reserves	5 Direct Losses Paid (deducting salvage)	6 Direct Losses Incurred	7 Direct Losses Unpaid	8 Direct Defense and Cost Containment Expense Paid	9 Direct Defense and Cost Containment Expense Incurred	10 Direct Defense and Cost Containment Expense Unpaid	11 Commissions and Brokerage Expenses	12 Taxes, Licenses and Fees
	1 Direct Premiums Written	2 Direct Premiums Earned										
1. Fire												
2.1 Allied lines												
2.2 Multiple peril crop												
2.3 Federal flood												
2.4 Private crop												
2.5 Private flood												
3. Farmowners multiple peril												
4. Homeowners multiple peril												
5.1 Commercial multiple peril (non-liability portion)												
5.2 Commercial multiple peril (liability portion)												
6. Mortgage guaranty												
8. Ocean marine												
9. Inland marine												
10. Financial guaranty												
11. Medical professional liability												
12. Earthquake												
13. Group accident and health (b)												
14. Credit accident and health (group and individual)												
15.1 Collectively renewable accident and health (b)												
15.2 Non-cancelable accident and health(b)												
15.3 Guaranteed renewable accident and health(b)												
15.4 Non-renewable for stated reasons only (b)												
15.5 Other accident only												
15.6 Medicare Title XVIII exempt from state taxes or fees												
15.7 All other accident and health (b)												
15.8 Federal employees health benefits plan premium (b)												
16. Workers' compensation												
17.1 Other Liability - occurrence	3,587	175		3,412	3	3	0					99
17.2 Other Liability - claims made												
17.3 Excess workers' compensation												
18. Products liability												
19.1 Private passenger auto no-fault (personal injury protection)												
19.2 Other private passenger auto liability												
19.3 Commercial auto no-fault (personal injury protection)												
19.4 Other commercial auto liability												
21.1 Private passenger auto physical damage												
21.2 Commercial auto physical damage												
22. Aircraft (all perils)												
23. Fidelity												
24. Surety												
26. Burglary and theft												
27. Boiler and machinery												
28. Credit												
29. International												
30. Warranty	113,603	4,833		146,971	62,648	67,935	5,287				205	3,111
34. Aggregate write-ins for other lines of business	0	0	0	0	0	0	0	0	0	0	0	0
35. TOTALS (a)	117,190	5,009	0	150,382	62,651	67,938	5,287	0	0	0	205	3,210
DETAILS OF WRITE-INS												
3401.												
3402.												
3403.												
3498. Summary of remaining write-ins for Line 34 from overflow page	0	0	0	0	0	0	0	0	0	0	0	0
3499. Totals (Lines 3401 thru 3403 plus 3498)(Line 34 above)	0	0	0	0	0	0	0	0	0	0	0	0

(a) Finance and service charges not included in Lines 1 to 35 \$

(b) For health business on indicated lines report: Number of persons insured under PPO managed care products and number of persons insured under indemnity only products

19 MT



ANNUAL STATEMENT FOR THE YEAR 2021 OF THE Dealers Assurance Company
EXHIBIT OF PREMIUMS AND LOSSES (Statutory Page 14)

NAIC Group Code 0315

BUSINESS IN THE STATE OF Nebraska

DURING THE YEAR 2021

NAIC Company Code 16705

Line of Business	Gross Premiums, Including Policy and Membership Fees, Less Return Premiums and Premiums on Policies not Taken		3 Dividends Paid or Credited to Policyholders on Direct Business	4 Direct Unearned Premium Reserves	5 Direct Losses Paid (deducting salvage)	6 Direct Losses Incurred	7 Direct Losses Unpaid	8 Direct Defense and Cost Containment Expense Paid	9 Direct Defense and Cost Containment Expense Incurred	10 Direct Defense and Cost Containment Expense Unpaid	11 Commissions and Brokerage Expenses	12 Taxes, Licenses and Fees
	1 Direct Premiums Written	2 Direct Premiums Earned										
1. Fire												
2.1 Allied lines												
2.2 Multiple peril crop												
2.3 Federal flood												
2.4 Private crop												
2.5 Private flood												
3. Farmowners multiple peril												
4. Homeowners multiple peril												
5.1 Commercial multiple peril (non-liability portion)												
5.2 Commercial multiple peril (liability portion)												
6. Mortgage guaranty												
8. Ocean marine												
9. Inland marine												
10. Financial guaranty												
11. Medical professional liability												
12. Earthquake												
13. Group accident and health (b)												
14. Credit accident and health (group and individual)												
15.1 Collectively renewable accident and health (b)												
15.2 Non-cancelable accident and health(b)												
15.3 Guaranteed renewable accident and health(b)												
15.4 Non-renewable for stated reasons only (b)												
15.5 Other accident only												
15.6 Medicare Title XVIII exempt from state taxes or fees												
15.7 All other accident and health (b)												
15.8 Federal employees health benefits plan premium (b)												
16. Workers' compensation												
17.1 Other Liability - occurrence	25,405	3,771		38,726	5,773	7,469	1,696					356
17.2 Other Liability - claims made												
17.3 Excess workers' compensation												
18. Products liability												
19.1 Private passenger auto no-fault (personal injury protection)												
19.2 Other private passenger auto liability												
19.3 Commercial auto no-fault (personal injury protection)												
19.4 Other commercial auto liability												
21.1 Private passenger auto physical damage												
21.2 Commercial auto physical damage												
22. Aircraft (all perils)												
23. Fidelity												
24. Surety												
26. Burglary and theft												
27. Boiler and machinery												
28. Credit												
29. International												
30. Warranty	323,235	938,027		401,126	176,270	140,122	13,892					4,506
34. Aggregate write-ins for other lines of business	0	0	0	0	0	0	0	0	0	0	0	0
35. TOTALS (a)	348,640	941,798	0	439,853	182,043	147,591	15,588	0	0	0	0	4,862
DETAILS OF WRITE-INS												
3401.												
3402.												
3403.												
3498. Summary of remaining write-ins for Line 34 from overflow page	0	0	0	0	0	0	0	0	0	0	0	0
3499. Totals (Lines 3401 thru 3403 plus 3498)(Line 34 above)	0	0	0	0	0	0	0	0	0	0	0	0

(a) Finance and service charges not included in Lines 1 to 35 \$

(b) For health business on indicated lines report: Number of persons insured under PPO managed care products and number of persons insured under indemnity only products

19 NIE



ANNUAL STATEMENT FOR THE YEAR 2021 OF THE Dealers Assurance Company
EXHIBIT OF PREMIUMS AND LOSSES (Statutory Page 14)

NAIC Group Code 0315

BUSINESS IN THE STATE OF Nevada

DURING THE YEAR 2021

NAIC Company Code 16705

Line of Business	Gross Premiums, Including Policy and Membership Fees, Less Return Premiums and Premiums on Policies not Taken		3 Dividends Paid or Credited to Policyholders on Direct Business	4 Direct Unearned Premium Reserves	5 Direct Losses Paid (deducting salvage)	6 Direct Losses Incurred	7 Direct Losses Unpaid	8 Direct Defense and Cost Containment Expense Paid	9 Direct Defense and Cost Containment Expense Incurred	10 Direct Defense and Cost Containment Expense Unpaid	11 Commissions and Brokerage Expenses	12 Taxes, Licenses and Fees
	1 Direct Premiums Written	2 Direct Premiums Earned										
1. Fire												
2.1 Allied lines												
2.2 Multiple peril crop												
2.3 Federal flood												
2.4 Private crop												
2.5 Private flood												
3. Farmowners multiple peril												
4. Homeowners multiple peril												
5.1 Commercial multiple peril (non-liability portion)												
5.2 Commercial multiple peril (liability portion)												
6. Mortgage guaranty												
8. Ocean marine												
9. Inland marine												
10. Financial guaranty												
11. Medical professional liability												
12. Earthquake												
13. Group accident and health (b)												
14. Credit accident and health (group and individual)												
15.1 Collectively renewable accident and health (b)												
15.2 Non-cancelable accident and health(b)												
15.3 Guaranteed renewable accident and health(b)												
15.4 Non-renewable for stated reasons only (b)												
15.5 Other accident only												
15.6 Medicare Title XVIII exempt from state taxes or fees												
15.7 All other accident and health (b)												
15.8 Federal employees health benefits plan premium (b)												
16. Workers' compensation												
17.1 Other Liability - occurrence	116,883	6,562		111,172	84	84	0					4,892
17.2 Other Liability - claims made												
17.3 Excess workers' compensation												
18. Products liability												
19.1 Private passenger auto no-fault (personal injury protection)												
19.2 Other private passenger auto liability												
19.3 Commercial auto no-fault (personal injury protection)												
19.4 Other commercial auto liability												
21.1 Private passenger auto physical damage												
21.2 Commercial auto physical damage												
22. Aircraft (all perils)												
23. Fidelity												
24. Surety												
26. Burglary and theft												
27. Boiler and machinery												
28. Credit												
29. International												
30. Warranty	282,726	154,348		311,898	47,978	55,347	7,370				(205)	11,791
34. Aggregate write-ins for other lines of business	0	0	0	0	0	0	0	0	0	0	0	0
35. TOTALS (a)	399,608	160,911	0	423,070	48,062	55,431	7,370	0	0	0	(205)	16,683
DETAILS OF WRITE-INS												
3401.												
3402.												
3403.												
3498. Summary of remaining write-ins for Line 34 from overflow page	0	0	0	0	0	0	0	0	0	0	0	0
3499. Totals (Lines 3401 thru 3403 plus 3498)(Line 34 above)	0	0	0	0	0	0	0	0	0	0	0	0

(a) Finance and service charges not included in Lines 1 to 35 \$

(b) For health business on indicated lines report: Number of persons insured under PPO managed care products and number of persons insured under indemnity only products

19 NV



ANNUAL STATEMENT FOR THE YEAR 2021 OF THE Dealers Assurance Company

EXHIBIT OF PREMIUMS AND LOSSES (Statutory Page 14)

NAIC Group Code 0315

BUSINESS IN THE STATE OF New Hampshire

DURING THE YEAR 2021

NAIC Company Code 16705

Line of Business	Gross Premiums, Including Policy and Membership Fees, Less Return Premiums and Premiums on Policies not Taken		3 Dividends Paid or Credited to Policyholders on Direct Business	4 Direct Unearned Premium Reserves	5 Direct Losses Paid (deducting salvage)	6 Direct Losses Incurred	7 Direct Losses Unpaid	8 Direct Defense and Cost Containment Expense Paid	9 Direct Defense and Cost Containment Expense Incurred	10 Direct Defense and Cost Containment Expense Unpaid	11 Commissions and Brokerage Expenses	12 Taxes, Licenses and Fees
	1 Direct Premiums Written	2 Direct Premiums Earned										
1. Fire												
2.1 Allied lines												
2.2 Multiple peril crop												
2.3 Federal flood												
2.4 Private crop												
2.5 Private flood												
3. Farmowners multiple peril												
4. Homeowners multiple peril												
5.1 Commercial multiple peril (non-liability portion)												
5.2 Commercial multiple peril (liability portion)												
6. Mortgage guaranty												
8. Ocean marine												
9. Inland marine												
10. Financial guaranty												
11. Medical professional liability												
12. Earthquake												
13. Group accident and health (b)												
14. Credit accident and health (group and individual)												
15.1 Collectively renewable accident and health (b)												
15.2 Non-cancelable accident and health(b)												
15.3 Guaranteed renewable accident and health(b)												
15.4 Non-renewable for stated reasons only (b)												
15.5 Other accident only												
15.6 Medicare Title XVIII exempt from state taxes or fees												
15.7 All other accident and health (b)												
15.8 Federal employees health benefits plan premium (b)												
16. Workers' compensation												
17.1 Other Liability - occurrence	110,992	163,743		215,384	43,479	56,265	12,786					1,732
17.2 Other Liability - claims made												
17.3 Excess workers' compensation												
18. Products liability												
19.1 Private passenger auto no-fault (personal injury protection)												
19.2 Other private passenger auto liability												
19.3 Commercial auto no-fault (personal injury protection)												
19.4 Other commercial auto liability												
21.1 Private passenger auto physical damage												
21.2 Commercial auto physical damage												
22. Aircraft (all perils)												
23. Fidelity												
24. Surety												
26. Burglary and theft												
27. Boiler and machinery												
28. Credit												
29. International												
30. Warranty	184,072	8,528		330,819	93,831	93,831	0				614	2,863
34. Aggregate write-ins for other lines of business	0	0	0	0	0	0	0	0	0	0	0	0
35. TOTALS (a)	295,064	172,271	0	546,202	137,310	150,096	12,786	0	0	0	614	4,595
DETAILS OF WRITE-INS												
3401.												
3402.												
3403.												
3498. Summary of remaining write-ins for Line 34 from overflow page	0	0	0	0	0	0	0	0	0	0	0	0
3499. Totals (Lines 3401 thru 3403 plus 3498)(Line 34 above)	0	0	0	0	0	0	0	0	0	0	0	0

(a) Finance and service charges not included in Lines 1 to 35 \$

(b) For health business on indicated lines report: Number of persons insured under PPO managed care products and number of persons insured under indemnity only products

19 NH



ANNUAL STATEMENT FOR THE YEAR 2021 OF THE Dealers Assurance Company
EXHIBIT OF PREMIUMS AND LOSSES (Statutory Page 14)

NAIC Group Code 0315

BUSINESS IN THE STATE OF New Jersey

DURING THE YEAR 2021

NAIC Company Code 16705

Line of Business	Gross Premiums, Including Policy and Membership Fees, Less Return Premiums and Premiums on Policies not Taken		3 Dividends Paid or Credited to Policyholders on Direct Business	4 Direct Unearned Premium Reserves	5 Direct Losses Paid (deducting salvage)	6 Direct Losses Incurred	7 Direct Losses Unpaid	8 Direct Defense and Cost Containment Expense Paid	9 Direct Defense and Cost Containment Expense Incurred	10 Direct Defense and Cost Containment Expense Unpaid	11 Commissions and Brokerage Expenses	12 Taxes, Licenses and Fees
	1 Direct Premiums Written	2 Direct Premiums Earned										
1. Fire												
2.1 Allied lines												
2.2 Multiple peril crop												
2.3 Federal flood												
2.4 Private crop												
2.5 Private flood												
3. Farmowners multiple peril												
4. Homeowners multiple peril												
5.1 Commercial multiple peril (non-liability portion)												
5.2 Commercial multiple peril (liability portion)												
6. Mortgage guaranty												
8. Ocean marine												
9. Inland marine												
10. Financial guaranty												
11. Medical professional liability												
12. Earthquake												
13. Group accident and health (b)												
14. Credit accident and health (group and individual)												
15.1 Collectively renewable accident and health (b)												
15.2 Non-cancelable accident and health(b)												
15.3 Guaranteed renewable accident and health(b)												
15.4 Non-renewable for stated reasons only (b)												
15.5 Other accident only												
15.6 Medicare Title XVIII exempt from state taxes or fees												
15.7 All other accident and health (b)												
15.8 Federal employees health benefits plan premium (b)												
16. Workers' compensation												
17.1 Other Liability - occurrence	64,202	22,894		77,655	6,603	6,852	1,932					1,436
17.2 Other Liability - claims made												
17.3 Excess workers' compensation												
18. Products liability												
19.1 Private passenger auto no-fault (personal injury protection)												
19.2 Other private passenger auto liability												
19.3 Commercial auto no-fault (personal injury protection)												
19.4 Other commercial auto liability												
21.1 Private passenger auto physical damage												
21.2 Commercial auto physical damage												
22. Aircraft (all perils)												
23. Fidelity												
24. Surety												
26. Burglary and theft												
27. Boiler and machinery												
28. Credit												
29. International												
30. Warranty	2,704,282	1,741,967		3,509,163	1,499,315	1,623,846	124,530				2,046	60,267
34. Aggregate write-ins for other lines of business	0	0	0	0	0	0	0	0	0	0	0	0
35. TOTALS (a)	2,768,484	1,764,862	0	3,586,818	1,505,918	1,630,698	126,462	0	0	0	2,046	61,703
DETAILS OF WRITE-INS												
3401.												
3402.												
3403.												
3498. Summary of remaining write-ins for Line 34 from overflow page	0	0	0	0	0	0	0	0	0	0	0	0
3499. Totals (Lines 3401 thru 3403 plus 3498)(Line 34 above)	0	0	0	0	0	0	0	0	0	0	0	0

(a) Finance and service charges not included in Lines 1 to 35 \$

(b) For health business on indicated lines report: Number of persons insured under PPO managed care products and number of persons insured under indemnity only products

19 NJ



ANNUAL STATEMENT FOR THE YEAR 2021 OF THE Dealers Assurance Company
EXHIBIT OF PREMIUMS AND LOSSES (Statutory Page 14)

NAIC Group Code 0315

BUSINESS IN THE STATE OF New Mexico

DURING THE YEAR 2021

NAIC Company Code 16705

Line of Business	Gross Premiums, Including Policy and Membership Fees, Less Return Premiums and Premiums on Policies not Taken		3 Dividends Paid or Credited to Policyholders on Direct Business	4 Direct Unearned Premium Reserves	5 Direct Losses Paid (deducting salvage)	6 Direct Losses Incurred	7 Direct Losses Unpaid	8 Direct Defense and Cost Containment Expense Paid	9 Direct Defense and Cost Containment Expense Incurred	10 Direct Defense and Cost Containment Expense Unpaid	11 Commissions and Brokerage Expenses	12 Taxes, Licenses and Fees
	1 Direct Premiums Written	2 Direct Premiums Earned										
1. Fire												
2.1 Allied lines												
2.2 Multiple peril crop												
2.3 Federal flood												
2.4 Private crop												
2.5 Private flood												
3. Farmowners multiple peril												
4. Homeowners multiple peril												
5.1 Commercial multiple peril (non-liability portion)												
5.2 Commercial multiple peril (liability portion)												
6. Mortgage guaranty												
8. Ocean marine												
9. Inland marine												
10. Financial guaranty												
11. Medical professional liability												
12. Earthquake												
13. Group accident and health (b)												
14. Credit accident and health (group and individual)												
15.1 Collectively renewable accident and health (b)												
15.2 Non-cancelable accident and health(b)												
15.3 Guaranteed renewable accident and health(b)												
15.4 Non-renewable for stated reasons only (b)												
15.5 Other accident only												
15.6 Medicare Title XVIII exempt from state taxes or fees												
15.7 All other accident and health (b)												
15.8 Federal employees health benefits plan premium (b)												
16. Workers' compensation												
17.1 Other Liability - occurrence	972,998	1,049,653		1,794,275	344,061	445,221	101,160					30,964
17.2 Other Liability - claims made												
17.3 Excess workers' compensation												
18. Products liability												
19.1 Private passenger auto no-fault (personal injury protection)												
19.2 Other private passenger auto liability												
19.3 Commercial auto no-fault (personal injury protection)												
19.4 Other commercial auto liability												
21.1 Private passenger auto physical damage												
21.2 Commercial auto physical damage												
22. Aircraft (all perils)												
23. Fidelity												
24. Surety												
26. Burglary and theft												
27. Boiler and machinery												
28. Credit												
29. International												
30. Warranty	920,321	907,765		604,134	619,637	619,637	0				205	29,171
34. Aggregate write-ins for other lines of business	0	0	0	0	0	0	0	0	0	0	0	0
35. TOTALS (a)	1,893,319	1,957,418	0	2,398,409	963,698	1,064,858	101,160	0	0	0	205	60,135
DETAILS OF WRITE-INS												
3401.												
3402.												
3403.												
3498. Summary of remaining write-ins for Line 34 from overflow page	0	0	0	0	0	0	0	0	0	0	0	0
3499. Totals (Lines 3401 thru 3403 plus 3498)(Line 34 above)	0	0	0	0	0	0	0	0	0	0	0	0

(a) Finance and service charges not included in Lines 1 to 35 \$

(b) For health business on indicated lines report: Number of persons insured under PPO managed care products and number of persons insured under indemnity only products

19 NM



ANNUAL STATEMENT FOR THE YEAR 2021 OF THE Dealers Assurance Company
EXHIBIT OF PREMIUMS AND LOSSES (Statutory Page 14)

NAIC Group Code 0315

BUSINESS IN THE STATE OF New York

DURING THE YEAR 2021

NAIC Company Code 16705

Line of Business	Gross Premiums, Including Policy and Membership Fees, Less Return Premiums and Premiums on Policies not Taken		3 Dividends Paid or Credited to Policyholders on Direct Business	4 Direct Unearned Premium Reserves	5 Direct Losses Paid (deducting salvage)	6 Direct Losses Incurred	7 Direct Losses Unpaid	8 Direct Defense and Cost Containment Expense Paid	9 Direct Defense and Cost Containment Expense Incurred	10 Direct Defense and Cost Containment Expense Unpaid	11 Commissions and Brokerage Expenses	12 Taxes, Licenses and Fees
	1 Direct Premiums Written	2 Direct Premiums Earned										
1. Fire												
2.1 Allied lines												
2.2 Multiple peril crop												
2.3 Federal flood												
2.4 Private crop												
2.5 Private flood												
3. Farmowners multiple peril												
4. Homeowners multiple peril												
5.1 Commercial multiple peril (non-liability portion)												
5.2 Commercial multiple peril (liability portion)												
6. Mortgage guaranty												
8. Ocean marine												
9. Inland marine												
10. Financial guaranty												
11. Medical professional liability												
12. Earthquake												
13. Group accident and health (b)												
14. Credit accident and health (group and individual)												
15.1 Collectively renewable accident and health (b)												
15.2 Non-cancelable accident and health(b)												
15.3 Guaranteed renewable accident and health(b)												
15.4 Non-renewable for stated reasons only (b)												
15.5 Other accident only												
15.6 Medicare Title XVIII exempt from state taxes or fees												
15.7 All other accident and health (b)												
15.8 Federal employees health benefits plan premium (b)												
16. Workers' compensation												
17.1 Other Liability - occurrence	31,992	(1,139)		33,130	565	624	60					649
17.2 Other Liability - claims made												
17.3 Excess workers' compensation												
18. Products liability												
19.1 Private passenger auto no-fault (personal injury protection)												
19.2 Other private passenger auto liability												
19.3 Commercial auto no-fault (personal injury protection)												
19.4 Other commercial auto liability												
21.1 Private passenger auto physical damage												
21.2 Commercial auto physical damage												
22. Aircraft (all perils)												
23. Fidelity												
24. Surety												
26. Burglary and theft												
27. Boiler and machinery												
28. Credit												
29. International												
30. Warranty	3,686,436	3,315,727		4,805,894	2,126,528	2,303,363	176,834				3,888	74,487
34. Aggregate write-ins for other lines of business	0	0	0	0	0	0	0	0	0	0	0	0
35. TOTALS (a)	3,718,428	3,314,588	0	4,839,025	2,127,093	2,303,987	176,894	0	0	0	3,888	75,136
DETAILS OF WRITE-INS												
3401.												
3402.												
3403.												
3498. Summary of remaining write-ins for Line 34 from overflow page	0	0	0	0	0	0	0	0	0	0	0	0
3499. Totals (Lines 3401 thru 3403 plus 3498)(Line 34 above)	0	0	0	0	0	0	0	0	0	0	0	0

(a) Finance and service charges not included in Lines 1 to 35 \$

(b) For health business on indicated lines report: Number of persons insured under PPO managed care products and number of persons insured under indemnity only products

19.NY



ANNUAL STATEMENT FOR THE YEAR 2021 OF THE Dealers Assurance Company

EXHIBIT OF PREMIUMS AND LOSSES (Statutory Page 14)

NAIC Group Code 0315

BUSINESS IN THE STATE OF North Carolina

DURING THE YEAR 2021

NAIC Company Code 16705

Line of Business	Gross Premiums, Including Policy and Membership Fees, Less Return Premiums and Premiums on Policies not Taken		3 Dividends Paid or Credited to Policyholders on Direct Business	4 Direct Unearned Premium Reserves	5 Direct Losses Paid (deducting salvage)	6 Direct Losses Incurred	7 Direct Losses Unpaid	8 Direct Defense and Cost Containment Expense Paid	9 Direct Defense and Cost Containment Expense Incurred	10 Direct Defense and Cost Containment Expense Unpaid	11 Commissions and Brokerage Expenses	12 Taxes, Licenses and Fees
	1 Direct Premiums Written	2 Direct Premiums Earned										
1. Fire												
2.1 Allied lines												
2.2 Multiple peril crop												
2.3 Federal flood												
2.4 Private crop												
2.5 Private flood												
3. Farmowners multiple peril												
4. Homeowners multiple peril												
5.1 Commercial multiple peril (non-liability portion)												
5.2 Commercial multiple peril (liability portion)												
6. Mortgage guaranty												
8. Ocean marine												
9. Inland marine												
10. Financial guaranty												
11. Medical professional liability												
12. Earthquake												
13. Group accident and health (b)												
14. Credit accident and health (group and individual)												
15.1 Collectively renewable accident and health (b)												
15.2 Non-cancelable accident and health(b)												
15.3 Guaranteed renewable accident and health(b)												
15.4 Non-renewable for stated reasons only (b)												
15.5 Other accident only												
15.6 Medicare Title XVIII exempt from state taxes or fees												
15.7 All other accident and health (b)												
15.8 Federal employees health benefits plan premium (b)												
16. Workers' compensation												
17.1 Other Liability - occurrence	974,047	1,644,340		1,690,861	248,405	275,386	59,448					18,701
17.2 Other Liability - claims made												
17.3 Excess workers' compensation												
18. Products liability												
19.1 Private passenger auto no-fault (personal injury protection)												
19.2 Other private passenger auto liability												
19.3 Commercial auto no-fault (personal injury protection)												
19.4 Other commercial auto liability												
21.1 Private passenger auto physical damage												
21.2 Commercial auto physical damage												
22. Aircraft (all perils)												
23. Fidelity												
24. Surety												
26. Burglary and theft												
27. Boiler and machinery												
28. Credit												
29. International												
30. Warranty	18,070,404	17,924,985		22,769,946	10,413,842	10,523,409	1,100,749				13,353	345,488
34. Aggregate write-ins for other lines of business	0	0	0	0	0	0	0	0	0	0	0	0
35. TOTALS (a)	19,044,451	19,569,325	0	24,460,807	10,662,247	10,798,794	1,160,197	0	0	0	13,353	364,189
DETAILS OF WRITE-INS												
3401.												
3402.												
3403.												
3498. Summary of remaining write-ins for Line 34 from overflow page	0	0	0	0	0	0	0	0	0	0	0	0
3499. Totals (Lines 3401 thru 3403 plus 3498)(Line 34 above)	0	0	0	0	0	0	0	0	0	0	0	0

(a) Finance and service charges not included in Lines 1 to 35 \$

(b) For health business on indicated lines report: Number of persons insured under PPO managed care products and number of persons insured under indemnity only products

19 NC



ANNUAL STATEMENT FOR THE YEAR 2021 OF THE Dealers Assurance Company

EXHIBIT OF PREMIUMS AND LOSSES (Statutory Page 14)

NAIC Group Code 0315

BUSINESS IN THE STATE OF North Dakota

DURING THE YEAR 2021

NAIC Company Code 16705

Line of Business	Gross Premiums, Including Policy and Membership Fees, Less Return Premiums and Premiums on Policies not Taken		3 Dividends Paid or Credited to Policyholders on Direct Business	4 Direct Unearned Premium Reserves	5 Direct Losses Paid (deducting salvage)	6 Direct Losses Incurred	7 Direct Losses Unpaid	8 Direct Defense and Cost Containment Expense Paid	9 Direct Defense and Cost Containment Expense Incurred	10 Direct Defense and Cost Containment Expense Unpaid	11 Commissions and Brokerage Expenses	12 Taxes, Licenses and Fees
	1 Direct Premiums Written	2 Direct Premiums Earned										
1. Fire												
2.1 Allied lines												
2.2 Multiple peril crop												
2.3 Federal flood												
2.4 Private crop												
2.5 Private flood												
3. Farmowners multiple peril												
4. Homeowners multiple peril												
5.1 Commercial multiple peril (non-liability portion)												
5.2 Commercial multiple peril (liability portion)												
6. Mortgage guaranty												
8. Ocean marine												
9. Inland marine												
10. Financial guaranty												
11. Medical professional liability												
12. Earthquake												
13. Group accident and health (b)												
14. Credit accident and health (group and individual)												
15.1 Collectively renewable accident and health (b)												
15.2 Non-cancelable accident and health(b)												
15.3 Guaranteed renewable accident and health(b)												
15.4 Non-renewable for stated reasons only (b)												
15.5 Other accident only												
15.6 Medicare Title XVIII exempt from state taxes or fees												
15.7 All other accident and health (b)												
15.8 Federal employees health benefits plan premium (b)												
16. Workers' compensation												
17.1 Other Liability - occurrence	7,695	376		7,319	6	6	0					182
17.2 Other Liability - claims made												
17.3 Excess workers' compensation												
18. Products liability												
19.1 Private passenger auto no-fault (personal injury protection)												
19.2 Other private passenger auto liability												
19.3 Commercial auto no-fault (personal injury protection)												
19.4 Other commercial auto liability												
21.1 Private passenger auto physical damage												
21.2 Commercial auto physical damage												
22. Aircraft (all perils)												
23. Fidelity												
24. Surety												
26. Burglary and theft												
27. Boiler and machinery												
28. Credit												
29. International												
30. Warranty	94,766	26,037		120,064	48,007	52,203	4,195					2,234
34. Aggregate write-ins for other lines of business	0	0	0	0	0	0	0	0	0	0	0	0
35. TOTALS (a)	102,460	26,413	0	127,382	48,013	52,208	4,195	0	0	0	0	2,416
DETAILS OF WRITE-INS												
3401.												
3402.												
3403.												
3498. Summary of remaining write-ins for Line 34 from overflow page	0	0	0	0	0	0	0	0	0	0	0	0
3499. Totals (Lines 3401 thru 3403 plus 3498)(Line 34 above)	0	0	0	0	0	0	0	0	0	0	0	0

(a) Finance and service charges not included in Lines 1 to 35 \$

(b) For health business on indicated lines report: Number of persons insured under PPO managed care products and number of persons insured under indemnity only products

19ND



ANNUAL STATEMENT FOR THE YEAR 2021 OF THE Dealers Assurance Company
EXHIBIT OF PREMIUMS AND LOSSES (Statutory Page 14)

NAIC Group Code 0315

BUSINESS IN THE STATE OF Ohio

DURING THE YEAR 2021

NAIC Company Code 16705

Line of Business	Gross Premiums, Including Policy and Membership Fees, Less Return Premiums and Premiums on Policies not Taken		3 Dividends Paid or Credited to Policyholders on Direct Business	4 Direct Unearned Premium Reserves	5 Direct Losses Paid (deducting salvage)	6 Direct Losses Incurred	7 Direct Losses Unpaid	8 Direct Defense and Cost Containment Expense Paid	9 Direct Defense and Cost Containment Expense Incurred	10 Direct Defense and Cost Containment Expense Unpaid	11 Commissions and Brokerage Expenses	12 Taxes, Licenses and Fees
	1 Direct Premiums Written	2 Direct Premiums Earned										
1. Fire												
2.1 Allied lines												
2.2 Multiple peril crop												
2.3 Federal flood												
2.4 Private crop												
2.5 Private flood												
3. Farmowners multiple peril												
4. Homeowners multiple peril												
5.1 Commercial multiple peril (non-liability portion)												
5.2 Commercial multiple peril (liability portion)												
6. Mortgage guaranty												
8. Ocean marine												
9. Inland marine												
10. Financial guaranty												
11. Medical professional liability												
12. Earthquake												
13. Group accident and health (b)												
14. Credit accident and health (group and individual)												
15.1 Collectively renewable accident and health (b)												
15.2 Non-cancelable accident and health(b)												
15.3 Guaranteed renewable accident and health(b)												
15.4 Non-renewable for stated reasons only (b)												
15.5 Other accident only												
15.6 Medicare Title XVIII exempt from state taxes or fees												
15.7 All other accident and health (b)												
15.8 Federal employees health benefits plan premium (b)												
16. Workers' compensation												
17.1 Other Liability - occurrence	2,702,163	1,366,193		5,580,906	1,074,952	1,238,627	234,271					41,083
17.2 Other Liability - claims made												
17.3 Excess workers' compensation												
18. Products liability												
19.1 Private passenger auto no-fault (personal injury protection)												
19.2 Other private passenger auto liability												
19.3 Commercial auto no-fault (personal injury protection)												
19.4 Other commercial auto liability												
21.1 Private passenger auto physical damage												
21.2 Commercial auto physical damage												
22. Aircraft (all perils)												
23. Fidelity												
24. Surety												
26. Burglary and theft												
27. Boiler and machinery												
28. Credit												
29. International												
30. Warranty	51,070,760	23,934,190		67,141,073	13,446,928	14,110,968	1,000,115				(4,518)	773,464
34. Aggregate write-ins for other lines of business	0	0	0	0	0	0	0	0	0	0	0	0
35. TOTALS (a)	53,772,923	25,300,383	0	72,721,979	14,521,880	15,349,595	1,234,386	0	0	0	(4,518)	814,547
DETAILS OF WRITE-INS												
3401.												
3402.												
3403.												
3498. Summary of remaining write-ins for Line 34 from overflow page	0	0	0	0	0	0	0	0	0	0	0	0
3499. Totals (Lines 3401 thru 3403 plus 3498)(Line 34 above)	0	0	0	0	0	0	0	0	0	0	0	0

(a) Finance and service charges not included in Lines 1 to 35 \$

(b) For health business on indicated lines report: Number of persons insured under PPO managed care products and number of persons insured under indemnity only products

19 OH



ANNUAL STATEMENT FOR THE YEAR 2021 OF THE Dealers Assurance Company

EXHIBIT OF PREMIUMS AND LOSSES (Statutory Page 14)

NAIC Group Code 0315

BUSINESS IN THE STATE OF Oklahoma

DURING THE YEAR 2021

NAIC Company Code 16705

Line of Business	Gross Premiums, Including Policy and Membership Fees, Less Return Premiums and Premiums on Policies not Taken		3 Dividends Paid or Credited to Policyholders on Direct Business	4 Direct Unearned Premium Reserves	5 Direct Losses Paid (deducting salvage)	6 Direct Losses Incurred	7 Direct Losses Unpaid	8 Direct Defense and Cost Containment Expense Paid	9 Direct Defense and Cost Containment Expense Incurred	10 Direct Defense and Cost Containment Expense Unpaid	11 Commissions and Brokerage Expenses	12 Taxes, Licenses and Fees
	1 Direct Premiums Written	2 Direct Premiums Earned										
1. Fire												
2.1 Allied lines												
2.2 Multiple peril crop												
2.3 Federal flood												
2.4 Private crop												
2.5 Private flood												
3. Farmowners multiple peril												
4. Homeowners multiple peril												
5.1 Commercial multiple peril (non-liability portion)												
5.2 Commercial multiple peril (liability portion)												
6. Mortgage guaranty												
8. Ocean marine												
9. Inland marine												
10. Financial guaranty												
11. Medical professional liability												
12. Earthquake												
13. Group accident and health (b)												
14. Credit accident and health (group and individual)												
15.1 Collectively renewable accident and health (b)												
15.2 Non-cancelable accident and health(b)												
15.3 Guaranteed renewable accident and health(b)												
15.4 Non-renewable for stated reasons only (b)												
15.5 Other accident only												
15.6 Medicare Title XVIII exempt from state taxes or fees												
15.7 All other accident and health (b)												
15.8 Federal employees health benefits plan premium (b)												
16. Workers' compensation												
17.1 Other Liability - occurrence	(27,232)	483,429		0	(16,087)	(63,875)	0					(671)
17.2 Other Liability - claims made												
17.3 Excess workers' compensation												
18. Products liability												
19.1 Private passenger auto no-fault (personal injury protection)												
19.2 Other private passenger auto liability												
19.3 Commercial auto no-fault (personal injury protection)												
19.4 Other commercial auto liability												
21.1 Private passenger auto physical damage												
21.2 Commercial auto physical damage												
22. Aircraft (all perils)												
23. Fidelity												
24. Surety												
26. Burglary and theft												
27. Boiler and machinery												
28. Credit												
29. International												
30. Warranty	563,015	177,496		755,245	308,959	338,324	29,365				205	13,816
34. Aggregate write-ins for other lines of business	0	0	0	0	0	0	0	0	0	0	0	0
35. TOTALS (a)	535,783	660,925	0	755,245	292,872	274,448	29,365	0	0	0	205	13,145
DETAILS OF WRITE-INS												
3401.												
3402.												
3403.												
3498. Summary of remaining write-ins for Line 34 from overflow page	0	0	0	0	0	0	0	0	0	0	0	0
3499. Totals (Lines 3401 thru 3403 plus 3498)(Line 34 above)	0	0	0	0	0	0	0	0	0	0	0	0

(a) Finance and service charges not included in Lines 1 to 35 \$

(b) For health business on indicated lines report: Number of persons insured under PPO managed care products and number of persons insured under indemnity only products

19 OK



ANNUAL STATEMENT FOR THE YEAR 2021 OF THE Dealers Assurance Company
EXHIBIT OF PREMIUMS AND LOSSES (Statutory Page 14)

NAIC Group Code 0315

BUSINESS IN THE STATE OF Oregon

DURING THE YEAR 2021

NAIC Company Code 16705

Line of Business	Gross Premiums, Including Policy and Membership Fees, Less Return Premiums and Premiums on Policies not Taken		3 Dividends Paid or Credited to Policyholders on Direct Business	4 Direct Unearned Premium Reserves	5 Direct Losses Paid (deducting salvage)	6 Direct Losses Incurred	7 Direct Losses Unpaid	8 Direct Defense and Cost Containment Expense Paid	9 Direct Defense and Cost Containment Expense Incurred	10 Direct Defense and Cost Containment Expense Unpaid	11 Commissions and Brokerage Expenses	12 Taxes, Licenses and Fees
	1 Direct Premiums Written	2 Direct Premiums Earned										
1. Fire												
2.1 Allied lines												
2.2 Multiple peril crop												
2.3 Federal flood												
2.4 Private crop												
2.5 Private flood												
3. Farmowners multiple peril												
4. Homeowners multiple peril												
5.1 Commercial multiple peril (non-liability portion)												
5.2 Commercial multiple peril (liability portion)												
6. Mortgage guaranty												
8. Ocean marine												
9. Inland marine												
10. Financial guaranty												
11. Medical professional liability												
12. Earthquake												
13. Group accident and health (b)												
14. Credit accident and health (group and individual)												
15.1 Collectively renewable accident and health (b)												
15.2 Non-cancelable accident and health(b)												
15.3 Guaranteed renewable accident and health(b)												
15.4 Non-renewable for stated reasons only (b)												
15.5 Other accident only												
15.6 Medicare Title XVIII exempt from state taxes or fees												
15.7 All other accident and health (b)												
15.8 Federal employees health benefits plan premium (b)												
16. Workers' compensation												
17.1 Other Liability - occurrence	599,717	(106,968)		1,152,917	230,639	298,462	67,823					10,268
17.2 Other Liability - claims made												
17.3 Excess workers' compensation												
18. Products liability												
19.1 Private passenger auto no-fault (personal injury protection)												
19.2 Other private passenger auto liability												
19.3 Commercial auto no-fault (personal injury protection)												
19.4 Other commercial auto liability												
21.1 Private passenger auto physical damage												
21.2 Commercial auto physical damage												
22. Aircraft (all perils)												
23. Fidelity												
24. Surety												
26. Burglary and theft												
27. Boiler and machinery												
28. Credit												
29. International												
30. Warranty	118,276	154,316		0	175,027	175,026	0				208	1,998
34. Aggregate write-ins for other lines of business	0	0	0	0	0	0	0	0	0	0	0	0
35. TOTALS (a)	717,993	47,347	0	1,152,917	405,666	473,489	67,823	0	0	0	208	12,266
DETAILS OF WRITE-INS												
3401.												
3402.												
3403.												
3498. Summary of remaining write-ins for Line 34 from overflow page	0	0	0	0	0	0	0	0	0	0	0	0
3499. Totals (Lines 3401 thru 3403 plus 3498)(Line 34 above)	0	0	0	0	0	0	0	0	0	0	0	0

(a) Finance and service charges not included in Lines 1 to 35 \$

(b) For health business on indicated lines report: Number of persons insured under PPO managed care products and number of persons insured under indemnity only products

19 OR



ANNUAL STATEMENT FOR THE YEAR 2021 OF THE Dealers Assurance Company

EXHIBIT OF PREMIUMS AND LOSSES (Statutory Page 14)

NAIC Group Code 0315

BUSINESS IN THE STATE OF Pennsylvania

DURING THE YEAR 2021

NAIC Company Code 16705

Line of Business	Gross Premiums, Including Policy and Membership Fees, Less Return Premiums and Premiums on Policies not Taken		3 Dividends Paid or Credited to Policyholders on Direct Business	4 Direct Unearned Premium Reserves	5 Direct Losses Paid (deducting salvage)	6 Direct Losses Incurred	7 Direct Losses Unpaid	8 Direct Defense and Cost Containment Expense Paid	9 Direct Defense and Cost Containment Expense Incurred	10 Direct Defense and Cost Containment Expense Unpaid	11 Commissions and Brokerage Expenses	12 Taxes, Licenses and Fees
	1 Direct Premiums Written	2 Direct Premiums Earned										
1. Fire												
2.1 Allied lines												
2.2 Multiple peril crop												
2.3 Federal flood												
2.4 Private crop												
2.5 Private flood												
3. Farmowners multiple peril												
4. Homeowners multiple peril												
5.1 Commercial multiple peril (non-liability portion)												
5.2 Commercial multiple peril (liability portion)												
6. Mortgage guaranty												
8. Ocean marine												
9. Inland marine												
10. Financial guaranty												
11. Medical professional liability												
12. Earthquake												
13. Group accident and health (b)												
14. Credit accident and health (group and individual)												
15.1 Collectively renewable accident and health (b)												
15.2 Non-cancelable accident and health(b)												
15.3 Guaranteed renewable accident and health(b)												
15.4 Non-renewable for stated reasons only (b)												
15.5 Other accident only												
15.6 Medicare Title XVIII exempt from state taxes or fees												
15.7 All other accident and health (b)												
15.8 Federal employees health benefits plan premium (b)												
16. Workers' compensation												
17.1 Other Liability - occurrence	502,762	352,404		907,473	170,014	216,591	49,982					10,283
17.2 Other Liability - claims made												
17.3 Excess workers' compensation												
18. Products liability												
19.1 Private passenger auto no-fault (personal injury protection)												
19.2 Other private passenger auto liability												
19.3 Commercial auto no-fault (personal injury protection)												
19.4 Other commercial auto liability												
21.1 Private passenger auto physical damage												
21.2 Commercial auto physical damage												
22. Aircraft (all perils)												
23. Fidelity												
24. Surety												
26. Burglary and theft												
27. Boiler and machinery												
28. Credit												
29. International												
30. Warranty	4,806,811	4,421,200		5,538,757	1,801,292	1,919,802	118,511				3,890	97,911
34. Aggregate write-ins for other lines of business	0	0	0	0	0	0	0	0	0	0	0	0
35. TOTALS (a)	5,309,573	4,773,604	0	6,446,230	1,971,306	2,136,393	168,493	0	0	0	3,890	108,194
DETAILS OF WRITE-INS												
3401.												
3402.												
3403.												
3498. Summary of remaining write-ins for Line 34 from overflow page	0	0	0	0	0	0	0	0	0	0	0	0
3499. Totals (Lines 3401 thru 3403 plus 3498)(Line 34 above)	0	0	0	0	0	0	0	0	0	0	0	0

(a) Finance and service charges not included in Lines 1 to 35 \$

(b) For health business on indicated lines report: Number of persons insured under PPO managed care products and number of persons insured under indemnity only products

19.PA



ANNUAL STATEMENT FOR THE YEAR 2021 OF THE Dealers Assurance Company
EXHIBIT OF PREMIUMS AND LOSSES (Statutory Page 14)

NAIC Group Code 0315

BUSINESS IN THE STATE OF Rhode Island

DURING THE YEAR 2021

NAIC Company Code 16705

Line of Business	Gross Premiums, Including Policy and Membership Fees, Less Return Premiums and Premiums on Policies not Taken		3 Dividends Paid or Credited to Policyholders on Direct Business	4 Direct Unearned Premium Reserves	5 Direct Losses Paid (deducting salvage)	6 Direct Losses Incurred	7 Direct Losses Unpaid	8 Direct Defense and Cost Containment Expense Paid	9 Direct Defense and Cost Containment Expense Incurred	10 Direct Defense and Cost Containment Expense Unpaid	11 Commissions and Brokerage Expenses	12 Taxes, Licenses and Fees
	1 Direct Premiums Written	2 Direct Premiums Earned										
1. Fire												
2.1 Allied lines												
2.2 Multiple peril crop												
2.3 Federal flood												
2.4 Private crop												
2.5 Private flood												
3. Farmowners multiple peril												
4. Homeowners multiple peril												
5.1 Commercial multiple peril (non-liability portion)												
5.2 Commercial multiple peril (liability portion)												
6. Mortgage guaranty												
8. Ocean marine												
9. Inland marine												
10. Financial guaranty												
11. Medical professional liability												
12. Earthquake												
13. Group accident and health (b)												
14. Credit accident and health (group and individual)												
15.1 Collectively renewable accident and health (b)												
15.2 Non-cancelable accident and health(b)												
15.3 Guaranteed renewable accident and health(b)												
15.4 Non-renewable for stated reasons only (b)												
15.5 Other accident only												
15.6 Medicare Title XVIII exempt from state taxes or fees												
15.7 All other accident and health (b)												
15.8 Federal employees health benefits plan premium (b)												
16. Workers' compensation												
17.1 Other Liability - occurrence	9,326	(3,052)		12,377	1,393	1,801	408					204
17.2 Other Liability - claims made												
17.3 Excess workers' compensation												
18. Products liability												
19.1 Private passenger auto no-fault (personal injury protection)												
19.2 Other private passenger auto liability												
19.3 Commercial auto no-fault (personal injury protection)												
19.4 Other commercial auto liability												
21.1 Private passenger auto physical damage												
21.2 Commercial auto physical damage												
22. Aircraft (all perils)												
23. Fidelity												
24. Surety												
26. Burglary and theft												
27. Boiler and machinery												
28. Credit												
29. International												
30. Warranty	275,086	206,912		356,895	151,043	163,413	12,370				1,842	6,005
34. Aggregate write-ins for other lines of business	0	0	0	0	0	0	0	0	0	0	0	0
35. TOTALS (a)	284,411	203,860	0	369,272	152,435	165,214	12,779	0	0	0	1,842	6,209
DETAILS OF WRITE-INS												
3401.												
3402.												
3403.												
3498. Summary of remaining write-ins for Line 34 from overflow page	0	0	0	0	0	0	0	0	0	0	0	0
3499. Totals (Lines 3401 thru 3403 plus 3498)(Line 34 above)	0	0	0	0	0	0	0	0	0	0	0	0

(a) Finance and service charges not included in Lines 1 to 35 \$

(b) For health business on indicated lines report: Number of persons insured under PPO managed care products and number of persons insured under indemnity only products

19.RI



ANNUAL STATEMENT FOR THE YEAR 2021 OF THE Dealers Assurance Company

EXHIBIT OF PREMIUMS AND LOSSES (Statutory Page 14)

NAIC Group Code 0315

BUSINESS IN THE STATE OF South Carolina

DURING THE YEAR 2021

NAIC Company Code 16705

Line of Business	Gross Premiums, Including Policy and Membership Fees, Less Return Premiums and Premiums on Policies not Taken		3 Dividends Paid or Credited to Policyholders on Direct Business	4 Direct Unearned Premium Reserves	5 Direct Losses Paid (deducting salvage)	6 Direct Losses Incurred	7 Direct Losses Unpaid	8 Direct Defense and Cost Containment Expense Paid	9 Direct Defense and Cost Containment Expense Incurred	10 Direct Defense and Cost Containment Expense Unpaid	11 Commissions and Brokerage Expenses	12 Taxes, Licenses and Fees
	1 Direct Premiums Written	2 Direct Premiums Earned										
1. Fire												
2.1 Allied lines												
2.2 Multiple peril crop												
2.3 Federal flood												
2.4 Private crop												
2.5 Private flood												
3. Farmowners multiple peril												
4. Homeowners multiple peril												
5.1 Commercial multiple peril (non-liability portion)												
5.2 Commercial multiple peril (liability portion)												
6. Mortgage guaranty												
8. Ocean marine												
9. Inland marine												
10. Financial guaranty												
11. Medical professional liability												
12. Earthquake												
13. Group accident and health (b)												
14. Credit accident and health (group and individual)												
15.1 Collectively renewable accident and health (b)												
15.2 Non-cancelable accident and health(b)												
15.3 Guaranteed renewable accident and health(b)												
15.4 Non-renewable for stated reasons only (b)												
15.5 Other accident only												
15.6 Medicare Title XVIII exempt from state taxes or fees												
15.7 All other accident and health (b)												
15.8 Federal employees health benefits plan premium (b)												
16. Workers' compensation												
17.1 Other Liability - occurrence	72,362	331,814		138,726	27,429	35,283	8,004					2,475
17.2 Other Liability - claims made												
17.3 Excess workers' compensation												
18. Products liability												
19.1 Private passenger auto no-fault (personal injury protection)												
19.2 Other private passenger auto liability												
19.3 Commercial auto no-fault (personal injury protection)												
19.4 Other commercial auto liability												
21.1 Private passenger auto physical damage												
21.2 Commercial auto physical damage												
22. Aircraft (all perils)												
23. Fidelity												
24. Surety												
26. Burglary and theft												
27. Boiler and machinery												
28. Credit												
29. International												
30. Warranty	392,445	247,347		474,476	221,794	234,497	12,704				6,139	13,368
34. Aggregate write-ins for other lines of business	0	0	0	0	0	0	0	0	0	0	0	0
35. TOTALS (a)	464,807	579,161	0	613,202	249,222	269,781	20,708	0	0	0	6,139	15,843
DETAILS OF WRITE-INS												
3401.												
3402.												
3403.												
3498. Summary of remaining write-ins for Line 34 from overflow page	0	0	0	0	0	0	0	0	0	0	0	0
3499. Totals (Lines 3401 thru 3403 plus 3498)(Line 34 above)	0	0	0	0	0	0	0	0	0	0	0	0

(a) Finance and service charges not included in Lines 1 to 35 \$

(b) For health business on indicated lines report: Number of persons insured under PPO managed care products and number of persons insured under indemnity only products

19 SC



ANNUAL STATEMENT FOR THE YEAR 2021 OF THE Dealers Assurance Company
EXHIBIT OF PREMIUMS AND LOSSES (Statutory Page 14)

NAIC Group Code 0315

BUSINESS IN THE STATE OF South Dakota

DURING THE YEAR 2021

NAIC Company Code 16705

Line of Business	Gross Premiums, Including Policy and Membership Fees, Less Return Premiums and Premiums on Policies not Taken		3 Dividends Paid or Credited to Policyholders on Direct Business	4 Direct Unearned Premium Reserves	5 Direct Losses Paid (deducting salvage)	6 Direct Losses Incurred	7 Direct Losses Unpaid	8 Direct Defense and Cost Containment Expense Paid	9 Direct Defense and Cost Containment Expense Incurred	10 Direct Defense and Cost Containment Expense Unpaid	11 Commissions and Brokerage Expenses	12 Taxes, Licenses and Fees
	1 Direct Premiums Written	2 Direct Premiums Earned										
1. Fire												
2.1 Allied lines												
2.2 Multiple peril crop												
2.3 Federal flood												
2.4 Private crop												
2.5 Private flood												
3. Farmowners multiple peril												
4. Homeowners multiple peril												
5.1 Commercial multiple peril (non-liability portion)												
5.2 Commercial multiple peril (liability portion)												
6. Mortgage guaranty												
8. Ocean marine												
9. Inland marine												
10. Financial guaranty												
11. Medical professional liability												
12. Earthquake												
13. Group accident and health (b)												
14. Credit accident and health (group and individual)												
15.1 Collectively renewable accident and health (b)												
15.2 Non-cancelable accident and health(b)												
15.3 Guaranteed renewable accident and health(b)												
15.4 Non-renewable for stated reasons only (b)												
15.5 Other accident only												
15.6 Medicare Title XVIII exempt from state taxes or fees												
15.7 All other accident and health (b)												
15.8 Federal employees health benefits plan premium (b)												
16. Workers' compensation												
17.1 Other Liability - occurrence												
17.2 Other Liability - claims made												
17.3 Excess workers' compensation												
18. Products liability												
19.1 Private passenger auto no-fault (personal injury protection)												
19.2 Other private passenger auto liability												
19.3 Commercial auto no-fault (personal injury protection)												
19.4 Other commercial auto liability												
21.1 Private passenger auto physical damage												
21.2 Commercial auto physical damage												
22. Aircraft (all perils)												
23. Fidelity												
24. Surety												
26. Burglary and theft												
27. Boiler and machinery												
28. Credit												
29. International												
30. Warranty	65,464	69,261		85,545	38,591	41,783	3,193					
34. Aggregate write-ins for other lines of business	0	0	0	0	0	0	0	0	0	0	0	1,630
35. TOTALS (a)	65,464	69,261	0	85,545	38,591	41,783	3,193	0	0	0	0	1,630
DETAILS OF WRITE-INS												
3401.												
3402.												
3403.												
3498. Summary of remaining write-ins for Line 34 from overflow page	0	0	0	0	0	0	0	0	0	0	0	0
3499. Totals (Lines 3401 thru 3403 plus 3498)(Line 34 above)	0	0	0	0	0	0	0	0	0	0	0	0

(a) Finance and service charges not included in Lines 1 to 35 \$

(b) For health business on indicated lines report: Number of persons insured under PPO managed care products and number of persons insured under indemnity only products

19 SD



ANNUAL STATEMENT FOR THE YEAR 2021 OF THE Dealers Assurance Company
EXHIBIT OF PREMIUMS AND LOSSES (Statutory Page 14)

NAIC Group Code 0315

BUSINESS IN THE STATE OF Tennessee

DURING THE YEAR 2021

NAIC Company Code 16705

Line of Business	Gross Premiums, Including Policy and Membership Fees, Less Return Premiums and Premiums on Policies not Taken		3 Dividends Paid or Credited to Policyholders on Direct Business	4 Direct Unearned Premium Reserves	5 Direct Losses Paid (deducting salvage)	6 Direct Losses Incurred	7 Direct Losses Unpaid	8 Direct Defense and Cost Containment Expense Paid	9 Direct Defense and Cost Containment Expense Incurred	10 Direct Defense and Cost Containment Expense Unpaid	11 Commissions and Brokerage Expenses	12 Taxes, Licenses and Fees
	1 Direct Premiums Written	2 Direct Premiums Earned										
1. Fire												
2.1 Allied lines												
2.2 Multiple peril crop												
2.3 Federal flood												
2.4 Private crop												
2.5 Private flood												
3. Farmowners multiple peril												
4. Homeowners multiple peril												
5.1 Commercial multiple peril (non-liability portion)												
5.2 Commercial multiple peril (liability portion)												
6. Mortgage guaranty												
8. Ocean marine												
9. Inland marine												
10. Financial guaranty												
11. Medical professional liability												
12. Earthquake												
13. Group accident and health (b)												
14. Credit accident and health (group and individual)												
15.1 Collectively renewable accident and health (b)												
15.2 Non-cancelable accident and health(b)												
15.3 Guaranteed renewable accident and health(b)												
15.4 Non-renewable for stated reasons only (b)												
15.5 Other accident only												
15.6 Medicare Title XVIII exempt from state taxes or fees												
15.7 All other accident and health (b)												
15.8 Federal employees health benefits plan premium (b)												
16. Workers' compensation												
17.1 Other Liability - occurrence	249,280	135,005		348,815	49,413	58,873	15,770					6,232
17.2 Other Liability - claims made												
17.3 Excess workers' compensation												
18. Products liability												
19.1 Private passenger auto no-fault (personal injury protection)												
19.2 Other private passenger auto liability												
19.3 Commercial auto no-fault (personal injury protection)												
19.4 Other commercial auto liability												
21.1 Private passenger auto physical damage												
21.2 Commercial auto physical damage												
22. Aircraft (all perils)												
23. Fidelity												
24. Surety												
26. Burglary and theft												
27. Boiler and machinery												
28. Credit												
29. International												
30. Warranty	3,269,824	1,724,450		4,208,248	1,833,561	1,972,658	144,421			5,934		81,402
34. Aggregate write-ins for other lines of business	0	0	0	0	0	0	0	0	0	0	0	0
35. TOTALS (a)	3,519,105	1,859,454	0	4,557,063	1,882,974	2,031,531	160,191	0	0	0	5,934	87,634
DETAILS OF WRITE-INS												
3401.												
3402.												
3403.												
3498. Summary of remaining write-ins for Line 34 from overflow page	0	0	0	0	0	0	0	0	0	0	0	0
3499. Totals (Lines 3401 thru 3403 plus 3498)(Line 34 above)	0	0	0	0	0	0	0	0	0	0	0	0

(a) Finance and service charges not included in Lines 1 to 35 \$

(b) For health business on indicated lines report: Number of persons insured under PPO managed care products and number of persons insured under indemnity only products

19.TN



ANNUAL STATEMENT FOR THE YEAR 2021 OF THE Dealers Assurance Company
EXHIBIT OF PREMIUMS AND LOSSES (Statutory Page 14)

NAIC Group Code 0315

BUSINESS IN THE STATE OF Texas

DURING THE YEAR 2021

NAIC Company Code 16705

Line of Business	Gross Premiums, Including Policy and Membership Fees, Less Return Premiums and Premiums on Policies not Taken		3 Dividends Paid or Credited to Policyholders on Direct Business	4 Direct Unearned Premium Reserves	5 Direct Losses Paid (deducting salvage)	6 Direct Losses Incurred	7 Direct Losses Unpaid	8 Direct Defense and Cost Containment Expense Paid	9 Direct Defense and Cost Containment Expense Incurred	10 Direct Defense and Cost Containment Expense Unpaid	11 Commissions and Brokerage Expenses	12 Taxes, Licenses and Fees
	1 Direct Premiums Written	2 Direct Premiums Earned										
1. Fire												
2.1 Allied lines												
2.2 Multiple peril crop												
2.3 Federal flood												
2.4 Private crop												
2.5 Private flood												
3. Farmowners multiple peril												
4. Homeowners multiple peril												
5.1 Commercial multiple peril (non-liability portion)												
5.2 Commercial multiple peril (liability portion)												
6. Mortgage guaranty												
8. Ocean marine												
9. Inland marine												
10. Financial guaranty												
11. Medical professional liability												
12. Earthquake												
13. Group accident and health (b)												
14. Credit accident and health (group and individual)												
15.1 Collectively renewable accident and health (b)												
15.2 Non-cancelable accident and health(b)												
15.3 Guaranteed renewable accident and health(b)												
15.4 Non-renewable for stated reasons only (b)												
15.5 Other accident only												
15.6 Medicare Title XVIII exempt from state taxes or fees												
15.7 All other accident and health (b)												
15.8 Federal employees health benefits plan premium (b)												
16. Workers' compensation												
17.1 Other Liability - occurrence	662,116	1,737,797		5,354,803	987,735	(686,056)	202,868					10,648
17.2 Other Liability - claims made												
17.3 Excess workers' compensation												
18. Products liability												
19.1 Private passenger auto no-fault (personal injury protection)												
19.2 Other private passenger auto liability												
19.3 Commercial auto no-fault (personal injury protection)												
19.4 Other commercial auto liability												
21.1 Private passenger auto physical damage												
21.2 Commercial auto physical damage												
22. Aircraft (all perils)												
23. Fidelity												
24. Surety												
26. Burglary and theft												
27. Boiler and machinery												
28. Credit												
29. International												
30. Warranty	51,826,487	45,102,813		92,560,503	14,546,516	12,532,083	960,130				(221,769)	829,945
34. Aggregate write-ins for other lines of business	0	0	0	0	0	0	0	0	0	0	0	0
35. TOTALS (a)	52,488,603	46,840,610	0	97,915,306	15,534,251	11,846,027	1,162,997	0	0	0	(221,769)	840,593
DETAILS OF WRITE-INS												
3401.												
3402.												
3403.												
3498. Summary of remaining write-ins for Line 34 from overflow page	0	0	0	0	0	0	0	0	0	0	0	0
3499. Totals (Lines 3401 thru 3403 plus 3498)(Line 34 above)	0	0	0	0	0	0	0	0	0	0	0	0

(a) Finance and service charges not included in Lines 1 to 35 \$

(b) For health business on indicated lines report: Number of persons insured under PPO managed care products and number of persons insured under indemnity only products

19.TX



ANNUAL STATEMENT FOR THE YEAR 2021 OF THE Dealers Assurance Company

EXHIBIT OF PREMIUMS AND LOSSES (Statutory Page 14)

NAIC Group Code 0315

BUSINESS IN THE STATE OF Utah

DURING THE YEAR 2021

NAIC Company Code 16705

Line of Business	Gross Premiums, Including Policy and Membership Fees, Less Return Premiums and Premiums on Policies not Taken		3 Dividends Paid or Credited to Policyholders on Direct Business	4 Direct Unearned Premium Reserves	5 Direct Losses Paid (deducting salvage)	6 Direct Losses Incurred	7 Direct Losses Unpaid	8 Direct Defense and Cost Containment Expense Paid	9 Direct Defense and Cost Containment Expense Incurred	10 Direct Defense and Cost Containment Expense Unpaid	11 Commissions and Brokerage Expenses	12 Taxes, Licenses and Fees
	1 Direct Premiums Written	2 Direct Premiums Earned										
1. Fire												
2.1 Allied lines												
2.2 Multiple peril crop												
2.3 Federal flood												
2.4 Private crop												
2.5 Private flood												
3. Farmowners multiple peril												
4. Homeowners multiple peril												
5.1 Commercial multiple peril (non-liability portion)												
5.2 Commercial multiple peril (liability portion)												
6. Mortgage guaranty												
8. Ocean marine												
9. Inland marine												
10. Financial guaranty												
11. Medical professional liability												
12. Earthquake												
13. Group accident and health (b)												
14. Credit accident and health (group and individual)												
15.1 Collectively renewable accident and health (b)												
15.2 Non-cancelable accident and health(b)												
15.3 Guaranteed renewable accident and health(b)												
15.4 Non-renewable for stated reasons only (b)												
15.5 Other accident only												
15.6 Medicare Title XVIII exempt from state taxes or fees												
15.7 All other accident and health (b)												
15.8 Federal employees health benefits plan premium (b)												
16. Workers' compensation												
17.1 Other Liability - occurrence	106,543	(72,667)		179,210	30,852	39,919	9,067					3,335
17.2 Other Liability - claims made												
17.3 Excess workers' compensation												
18. Products liability												
19.1 Private passenger auto no-fault (personal injury protection)												
19.2 Other private passenger auto liability												
19.3 Commercial auto no-fault (personal injury protection)												
19.4 Other commercial auto liability												
21.1 Private passenger auto physical damage												
21.2 Commercial auto physical damage												
22. Aircraft (all perils)												
23. Fidelity												
24. Surety												
26. Burglary and theft												
27. Boiler and machinery												
28. Credit												
29. International												
30. Warranty	214,724	(65,205)		348,926	455,923	455,923	0				205	6,702
34. Aggregate write-ins for other lines of business	0	0	0	0	0	0	0	0	0	0	0	0
35. TOTALS (a)	321,267	(137,872)	0	528,136	486,776	495,842	9,067	0	0	0	205	10,037
DETAILS OF WRITE-INS												
3401.												
3402.												
3403.												
3498. Summary of remaining write-ins for Line 34 from overflow page	0	0	0	0	0	0	0	0	0	0	0	0
3499. Totals (Lines 3401 thru 3403 plus 3498)(Line 34 above)	0	0	0	0	0	0	0	0	0	0	0	0

(a) Finance and service charges not included in Lines 1 to 35 \$

(b) For health business on indicated lines report: Number of persons insured under PPO managed care products and number of persons insured under indemnity only products

19 UT



ANNUAL STATEMENT FOR THE YEAR 2021 OF THE Dealers Assurance Company

EXHIBIT OF PREMIUMS AND LOSSES (Statutory Page 14)

NAIC Group Code 0315

BUSINESS IN THE STATE OF Vermont

DURING THE YEAR 2021

NAIC Company Code 16705

Line of Business	Gross Premiums, Including Policy and Membership Fees, Less Return Premiums and Premiums on Policies not Taken		3 Dividends Paid or Credited to Policyholders on Direct Business	4 Direct Unearned Premium Reserves	5 Direct Losses Paid (deducting salvage)	6 Direct Losses Incurred	7 Direct Losses Unpaid	8 Direct Defense and Cost Containment Expense Paid	9 Direct Defense and Cost Containment Expense Incurred	10 Direct Defense and Cost Containment Expense Unpaid	11 Commissions and Brokerage Expenses	12 Taxes, Licenses and Fees
	1 Direct Premiums Written	2 Direct Premiums Earned										
1. Fire												
2.1 Allied lines												
2.2 Multiple peril crop												
2.3 Federal flood												
2.4 Private crop												
2.5 Private flood												
3. Farmowners multiple peril												
4. Homeowners multiple peril												
5.1 Commercial multiple peril (non-liability portion)												
5.2 Commercial multiple peril (liability portion)												
6. Mortgage guaranty												
8. Ocean marine												
9. Inland marine												
10. Financial guaranty												
11. Medical professional liability												
12. Earthquake												
13. Group accident and health (b)												
14. Credit accident and health (group and individual)												
15.1 Collectively renewable accident and health (b)												
15.2 Non-cancelable accident and health(b)												
15.3 Guaranteed renewable accident and health(b)												
15.4 Non-renewable for stated reasons only (b)												
15.5 Other accident only												
15.6 Medicare Title XVIII exempt from state taxes or fees												
15.7 All other accident and health (b)												
15.8 Federal employees health benefits plan premium (b)												
16. Workers' compensation												
17.1 Other Liability - occurrence	(1,104)	1,848		0	(432)	(432)	0					(28)
17.2 Other Liability - claims made												
17.3 Excess workers' compensation												
18. Products liability												
19.1 Private passenger auto no-fault (personal injury protection)												
19.2 Other private passenger auto liability												
19.3 Commercial auto no-fault (personal injury protection)												
19.4 Other commercial auto liability												
21.1 Private passenger auto physical damage												
21.2 Commercial auto physical damage												
22. Aircraft (all perils)												
23. Fidelity												
24. Surety												
26. Burglary and theft												
27. Boiler and machinery												
28. Credit												
29. International												
30. Warranty	122,677	82,117		161,285	71,442	77,443	6,002				205	3,150
34. Aggregate write-ins for other lines of business	0	0	0	0	0	0	0	0	0	0	0	0
35. TOTALS (a)	121,574	83,965	0	161,285	71,009	77,011	6,002	0	0	0	205	3,122
DETAILS OF WRITE-INS												
3401.												
3402.												
3403.												
3498. Summary of remaining write-ins for Line 34 from overflow page	0	0	0	0	0	0	0	0	0	0	0	0
3499. Totals (Lines 3401 thru 3403 plus 3498)(Line 34 above)	0	0	0	0	0	0	0	0	0	0	0	0

(a) Finance and service charges not included in Lines 1 to 35 \$

(b) For health business on indicated lines report: Number of persons insured under PPO managed care products and number of persons insured under indemnity only products

19.VT



ANNUAL STATEMENT FOR THE YEAR 2021 OF THE Dealers Assurance Company

EXHIBIT OF PREMIUMS AND LOSSES (Statutory Page 14)

NAIC Group Code 0315

BUSINESS IN THE STATE OF Virginia

DURING THE YEAR 2021

NAIC Company Code 16705

Line of Business	Gross Premiums, Including Policy and Membership Fees, Less Return Premiums and Premiums on Policies not Taken		3 Dividends Paid or Credited to Policyholders on Direct Business	4 Direct Unearned Premium Reserves	5 Direct Losses Paid (deducting salvage)	6 Direct Losses Incurred	7 Direct Losses Unpaid	8 Direct Defense and Cost Containment Expense Paid	9 Direct Defense and Cost Containment Expense Incurred	10 Direct Defense and Cost Containment Expense Unpaid	11 Commissions and Brokerage Expenses	12 Taxes, Licenses and Fees
	1 Direct Premiums Written	2 Direct Premiums Earned										
1. Fire												
2.1 Allied lines												
2.2 Multiple peril crop												
2.3 Federal flood												
2.4 Private crop												
2.5 Private flood												
3. Farmowners multiple peril												
4. Homeowners multiple peril												
5.1 Commercial multiple peril (non-liability portion)												
5.2 Commercial multiple peril (liability portion)												
6. Mortgage guaranty												
8. Ocean marine												
9. Inland marine												
10. Financial guaranty												
11. Medical professional liability												
12. Earthquake												
13. Group accident and health (b)												
14. Credit accident and health (group and individual)												
15.1 Collectively renewable accident and health (b)												
15.2 Non-cancelable accident and health(b)												
15.3 Guaranteed renewable accident and health(b)												
15.4 Non-renewable for stated reasons only (b)												
15.5 Other accident only												
15.6 Medicare Title XVIII exempt from state taxes or fees												
15.7 All other accident and health (b)												
15.8 Federal employees health benefits plan premium (b)												
16. Workers' compensation												
17.1 Other Liability - occurrence	112,730	69,576		204,113	38,373	49,655	11,281					2,701
17.2 Other Liability - claims made												
17.3 Excess workers' compensation												
18. Products liability												
19.1 Private passenger auto no-fault (personal injury protection)												
19.2 Other private passenger auto liability												
19.3 Commercial auto no-fault (personal injury protection)												
19.4 Other commercial auto liability												
21.1 Private passenger auto physical damage												
21.2 Commercial auto physical damage												
22. Aircraft (all perils)												
23. Fidelity												
24. Surety												
26. Burglary and theft												
27. Boiler and machinery												
28. Credit												
29. International												
30. Warranty	1,153,423	853,008		1,460,764	630,283	674,748	44,465				16,779	27,531
34. Aggregate write-ins for other lines of business	0	0	0	0	0	0	0	0	0	0	0	0
35. TOTALS (a)	1,266,153	922,584	0	1,664,877	668,656	724,403	55,747	0	0	0	16,779	30,232
DETAILS OF WRITE-INS												
3401.												
3402.												
3403.												
3498. Summary of remaining write-ins for Line 34 from overflow page	0	0	0	0	0	0	0	0	0	0	0	0
3499. Totals (Lines 3401 thru 3403 plus 3498)(Line 34 above)	0	0	0	0	0	0	0	0	0	0	0	0

(a) Finance and service charges not included in Lines 1 to 35 \$

(b) For health business on indicated lines report: Number of persons insured under PPO managed care products and number of persons insured under indemnity only products

19 VA



ANNUAL STATEMENT FOR THE YEAR 2021 OF THE Dealers Assurance Company

EXHIBIT OF PREMIUMS AND LOSSES (Statutory Page 14)

NAIC Group Code 0315

BUSINESS IN THE STATE OF Washington

DURING THE YEAR 2021

NAIC Company Code 16705

Line of Business	Gross Premiums, Including Policy and Membership Fees, Less Return Premiums and Premiums on Policies not Taken		3 Dividends Paid or Credited to Policyholders on Direct Business	4 Direct Unearned Premium Reserves	5 Direct Losses Paid (deducting salvage)	6 Direct Losses Incurred	7 Direct Losses Unpaid	8 Direct Defense and Cost Containment Expense Paid	9 Direct Defense and Cost Containment Expense Incurred	10 Direct Defense and Cost Containment Expense Unpaid	11 Commissions and Brokerage Expenses	12 Taxes, Licenses and Fees
	1 Direct Premiums Written	2 Direct Premiums Earned										
1. Fire												
2.1 Allied lines												
2.2 Multiple peril crop												
2.3 Federal flood												
2.4 Private crop												
2.5 Private flood												
3. Farmowners multiple peril												
4. Homeowners multiple peril												
5.1 Commercial multiple peril (non-liability portion)												
5.2 Commercial multiple peril (liability portion)												
6. Mortgage guaranty												
8. Ocean marine												
9. Inland marine												
10. Financial guaranty												
11. Medical professional liability												
12. Earthquake												
13. Group accident and health (b)												
14. Credit accident and health (group and individual)												
15.1 Collectively renewable accident and health (b)												
15.2 Non-cancelable accident and health(b)												
15.3 Guaranteed renewable accident and health(b)												
15.4 Non-renewable for stated reasons only (b)												
15.5 Other accident only												
15.6 Medicare Title XVIII exempt from state taxes or fees												
15.7 All other accident and health (b)												
15.8 Federal employees health benefits plan premium (b)												
16. Workers' compensation												
17.1 Other Liability - occurrence	2,001,292	79,359		3,864,532	776,447	1,004,777	228,330					41,126
17.2 Other Liability - claims made												
17.3 Excess workers' compensation												
18. Products liability												
19.1 Private passenger auto no-fault (personal injury protection)												
19.2 Other private passenger auto liability												
19.3 Commercial auto no-fault (personal injury protection)												
19.4 Other commercial auto liability												
21.1 Private passenger auto physical damage												
21.2 Commercial auto physical damage												
22. Aircraft (all perils)												
23. Fidelity												
24. Surety												
26. Burglary and theft												
27. Boiler and machinery												
28. Credit												
29. International												
30. Warranty	37,365,601	32,708,294		58,362,347	14,908,139	14,497,114	591,848				(41,416)	764,712
34. Aggregate write-ins for other lines of business	0	0	0	0	0	0	0	0	0	0	0	0
35. TOTALS (a)	39,366,893	32,787,653	0	62,226,879	15,684,586	15,501,891	820,179	0	0	0	(41,416)	805,838
DETAILS OF WRITE-INS												
3401.												
3402.												
3403.												
3498. Summary of remaining write-ins for Line 34 from overflow page	0	0	0	0	0	0	0	0	0	0	0	0
3499. Totals (Lines 3401 thru 3403 plus 3498)(Line 34 above)	0	0	0	0	0	0	0	0	0	0	0	0

(a) Finance and service charges not included in Lines 1 to 35 \$

(b) For health business on indicated lines report: Number of persons insured under PPO managed care products and number of persons insured under indemnity only products

19/WA



ANNUAL STATEMENT FOR THE YEAR 2021 OF THE Dealers Assurance Company

EXHIBIT OF PREMIUMS AND LOSSES (Statutory Page 14)

NAIC Group Code 0315

BUSINESS IN THE STATE OF West Virginia

DURING THE YEAR 2021

NAIC Company Code 16705

Line of Business	Gross Premiums, Including Policy and Membership Fees, Less Return Premiums and Premiums on Policies not Taken		3 Dividends Paid or Credited to Policyholders on Direct Business	4 Direct Unearned Premium Reserves	5 Direct Losses Paid (deducting salvage)	6 Direct Losses Incurred	7 Direct Losses Unpaid	8 Direct Defense and Cost Containment Expense Paid	9 Direct Defense and Cost Containment Expense Incurred	10 Direct Defense and Cost Containment Expense Unpaid	11 Commissions and Brokerage Expenses	12 Taxes, Licenses and Fees
	1 Direct Premiums Written	2 Direct Premiums Earned										
1. Fire												
2.1 Allied lines												
2.2 Multiple peril crop												
2.3 Federal flood												
2.4 Private crop												
2.5 Private flood												
3. Farmowners multiple peril												
4. Homeowners multiple peril												
5.1 Commercial multiple peril (non-liability portion)												
5.2 Commercial multiple peril (liability portion)												
6. Mortgage guaranty												
8. Ocean marine												
9. Inland marine												
10. Financial guaranty												
11. Medical professional liability												
12. Earthquake												
13. Group accident and health (b)												
14. Credit accident and health (group and individual)												
15.1 Collectively renewable accident and health (b)												
15.2 Non-cancelable accident and health(b)												
15.3 Guaranteed renewable accident and health(b)												
15.4 Non-renewable for stated reasons only (b)												
15.5 Other accident only												
15.6 Medicare Title XVIII exempt from state taxes or fees												
15.7 All other accident and health (b)												
15.8 Federal employees health benefits plan premium (b)												
16. Workers' compensation												
17.1 Other Liability - occurrence	(59)	99,203		8,977	1,863	(15,697)	124					(2)
17.2 Other Liability - claims made												
17.3 Excess workers' compensation												
18. Products liability												
19.1 Private passenger auto no-fault (personal injury protection)												
19.2 Other private passenger auto liability												
19.3 Commercial auto no-fault (personal injury protection)												
19.4 Other commercial auto liability												
21.1 Private passenger auto physical damage												
21.2 Commercial auto physical damage												
22. Aircraft (all perils)												
23. Fidelity												
24. Surety												
26. Burglary and theft												
27. Boiler and machinery												
28. Credit												
29. International												
30. Warranty	957,205	494,735		1,242,286	560,694	607,118	46,424				205	28,865
34. Aggregate write-ins for other lines of business	0	0	0	0	0	0	0	0	0	0	0	0
35. TOTALS (a)	957,146	593,938	0	1,251,263	562,557	591,421	46,548	0	0	0	205	28,863
DETAILS OF WRITE-INS												
3401.												
3402.												
3403.												
3498. Summary of remaining write-ins for Line 34 from overflow page	0	0	0	0	0	0	0	0	0	0	0	0
3499. Totals (Lines 3401 thru 3403 plus 3498)(Line 34 above)	0	0	0	0	0	0	0	0	0	0	0	0

(a) Finance and service charges not included in Lines 1 to 35 \$

(b) For health business on indicated lines report: Number of persons insured under PPO managed care products and number of persons insured under indemnity only products

191WV



ANNUAL STATEMENT FOR THE YEAR 2021 OF THE Dealers Assurance Company

EXHIBIT OF PREMIUMS AND LOSSES (Statutory Page 14)

NAIC Group Code 0315

BUSINESS IN THE STATE OF Wisconsin

DURING THE YEAR 2021

NAIC Company Code 16705

Table with 12 columns: Line of Business, Direct Premiums Written, Direct Premiums Earned, Dividends Paid or Credited to Policyholders on Direct Business, Direct Unearned Premium Reserves, Direct Losses Paid (deducting salvage), Direct Losses Incurred, Direct Losses Unpaid, Direct Defense and Cost Containment Expense Paid, Direct Defense and Cost Containment Expense Incurred, Direct Defense and Cost Containment Expense Unpaid, Commissions and Brokerage Expenses, Taxes, Licenses and Fees. Rows include various insurance categories like Fire, Multiple peril crop, Commercial multiple peril, etc., ending with a TOTALS row.

(a) Finance and service charges not included in Lines 1 to 35 \$
(b) For health business on indicated lines report: Number of persons insured under PPO managed care products and number of persons insured under indemnity only products

19.WI



ANNUAL STATEMENT FOR THE YEAR 2021 OF THE Dealers Assurance Company

EXHIBIT OF PREMIUMS AND LOSSES (Statutory Page 14)

NAIC Group Code 0315

BUSINESS IN THE STATE OF Wyoming

DURING THE YEAR 2021

NAIC Company Code 16705

Line of Business	Gross Premiums, Including Policy and Membership Fees, Less Return Premiums and Premiums on Policies not Taken		3 Dividends Paid or Credited to Policyholders on Direct Business	4 Direct Unearned Premium Reserves	5 Direct Losses Paid (deducting salvage)	6 Direct Losses Incurred	7 Direct Losses Unpaid	8 Direct Defense and Cost Containment Expense Paid	9 Direct Defense and Cost Containment Expense Incurred	10 Direct Defense and Cost Containment Expense Unpaid	11 Commissions and Brokerage Expenses	12 Taxes, Licenses and Fees
	1 Direct Premiums Written	2 Direct Premiums Earned										
1. Fire												
2.1 Allied lines												
2.2 Multiple peril crop												
2.3 Federal flood												
2.4 Private crop												
2.5 Private flood												
3. Farmowners multiple peril												
4. Homeowners multiple peril												
5.1 Commercial multiple peril (non-liability portion)												
5.2 Commercial multiple peril (liability portion)												
6. Mortgage guaranty												
8. Ocean marine												
9. Inland marine												
10. Financial guaranty												
11. Medical professional liability												
12. Earthquake												
13. Group accident and health (b)												
14. Credit accident and health (group and individual)												
15.1 Collectively renewable accident and health (b)												
15.2 Non-cancelable accident and health(b)												
15.3 Guaranteed renewable accident and health(b)												
15.4 Non-renewable for stated reasons only (b)												
15.5 Other accident only												
15.6 Medicare Title XVIII exempt from state taxes or fees												
15.7 All other accident and health (b)												
15.8 Federal employees health benefits plan premium (b)												
16. Workers' compensation												
17.1 Other Liability - occurrence												
17.2 Other Liability - claims made												
17.3 Excess workers' compensation												
18. Products liability												
19.1 Private passenger auto no-fault (personal injury protection)												
19.2 Other private passenger auto liability												
19.3 Commercial auto no-fault (personal injury protection)												
19.4 Other commercial auto liability												
21.1 Private passenger auto physical damage												
21.2 Commercial auto physical damage												
22. Aircraft (all perils)												
23. Fidelity												
24. Surety												
26. Burglary and theft												
27. Boiler and machinery												
28. Credit												
29. International												
30. Warranty	64,531	104,690		84,326	38,041	41,175	3,147					
34. Aggregate write-ins for other lines of business	0	0	0	0	0	0	0	0	0	0	0	1,115
35. TOTALS (a)	64,531	104,690	0	84,326	38,041	41,175	3,147	0	0	0	0	1,115
DETAILS OF WRITE-INS												
3401.												
3402.												
3403.												
3498. Summary of remaining write-ins for Line 34 from overflow page	0	0	0	0	0	0	0	0	0	0	0	0
3499. Totals (Lines 3401 thru 3403 plus 3498)(Line 34 above)	0	0	0	0	0	0	0	0	0	0	0	0

(a) Finance and service charges not included in Lines 1 to 35 \$

(b) For health business on indicated lines report: Number of persons insured under PPO managed care products and number of persons insured under indemnity only products

191WV



ANNUAL STATEMENT FOR THE YEAR 2021 OF THE Dealers Assurance Company

EXHIBIT OF PREMIUMS AND LOSSES (Statutory Page 14)

NAIC Group Code 0315

BUSINESS IN THE STATE OF American Samoa

DURING THE YEAR 2021

NAIC Company Code 16705

Line of Business	Gross Premiums, Including Policy and Membership Fees, Less Return Premiums and Premiums on Policies not Taken		3 Dividends Paid or Credited to Policyholders on Direct Business	4 Direct Unearned Premium Reserves	5 Direct Losses Paid (deducting salvage)	6 Direct Losses Incurred	7 Direct Losses Unpaid	8 Direct Defense and Cost Containment Expense Paid	9 Direct Defense and Cost Containment Expense Incurred	10 Direct Defense and Cost Containment Expense Unpaid	11 Commissions and Brokerage Expenses	12 Taxes, Licenses and Fees
	1 Direct Premiums Written	2 Direct Premiums Earned										
1. Fire												
2.1 Allied lines												
2.2 Multiple peril crop												
2.3 Federal flood												
2.4 Private crop												
2.5 Private flood												
3. Farmowners multiple peril												
4. Homeowners multiple peril												
5.1 Commercial multiple peril (non-liability portion)												
5.2 Commercial multiple peril (liability portion)												
6. Mortgage guaranty												
8. Ocean marine												
9. Inland marine												
10. Financial guaranty												
11. Medical professional liability												
12. Earthquake												
13. Group accident and health (b)												
14. Credit accident and health (group and individual)												
15.1 Collectively renewable accident and health (b)												
15.2 Non-cancelable accident and health(b)												
15.3 Guaranteed renewable accident and health(b)												
15.4 Non-renewable for stated reasons only (b)												
15.5 Other accident only												
15.6 Medicare Title XVIII exempt from state taxes or fees												
15.7 All other accident and health (b)												
15.8 Federal employees health benefits plan premium (b)												
16. Workers' compensation												
17.1 Other Liability - occurrence												
17.2 Other Liability - claims made												
17.3 Excess workers' compensation												
18. Products liability												
19.1 Private passenger auto no-fault (personal injury protection)												
19.2 Other private passenger auto liability												
19.3 Commercial auto no-fault (personal injury protection)												
19.4 Other commercial auto liability												
21.1 Private passenger auto physical damage												
21.2 Commercial auto physical damage												
22. Aircraft (all perils)												
23. Fidelity												
24. Surety												
26. Burglary and theft												
27. Boiler and machinery												
28. Credit												
29. International												
30. Warranty												
34. Aggregate write-ins for other lines of business	0	0	0	0	0	0	0	0	0	0	0	0
35. TOTALS (a)	0	0	0	0	0	0	0	0	0	0	0	0
DETAILS OF WRITE-INS												
3401.												
3402.												
3403.												
3498. Summary of remaining write-ins for Line 34 from overflow page	0	0	0	0	0	0	0	0	0	0	0	0
3499. Totals (Lines 3401 thru 3403 plus 3498)(Line 34 above)	0	0	0	0	0	0	0	0	0	0	0	0

(a) Finance and service charges not included in Lines 1 to 35 \$

(b) For health business on indicated lines report: Number of persons insured under PPO managed care products and number of persons insured under indemnity only products

19.AS



ANNUAL STATEMENT FOR THE YEAR 2021 OF THE Dealers Assurance Company
EXHIBIT OF PREMIUMS AND LOSSES (Statutory Page 14)

NAIC Group Code 0315

BUSINESS IN THE STATE OF Guam

DURING THE YEAR 2021

NAIC Company Code 16705

Line of Business	Gross Premiums, Including Policy and Membership Fees, Less Return Premiums and Premiums on Policies not Taken		3 Dividends Paid or Credited to Policyholders on Direct Business	4 Direct Unearned Premium Reserves	5 Direct Losses Paid (deducting salvage)	6 Direct Losses Incurred	7 Direct Losses Unpaid	8 Direct Defense and Cost Containment Expense Paid	9 Direct Defense and Cost Containment Expense Incurred	10 Direct Defense and Cost Containment Expense Unpaid	11 Commissions and Brokerage Expenses	12 Taxes, Licenses and Fees
	1 Direct Premiums Written	2 Direct Premiums Earned										
1. Fire												
2.1 Allied lines												
2.2 Multiple peril crop												
2.3 Federal flood												
2.4 Private crop												
2.5 Private flood												
3. Farmowners multiple peril												
4. Homeowners multiple peril												
5.1 Commercial multiple peril (non-liability portion)												
5.2 Commercial multiple peril (liability portion)												
6. Mortgage guaranty												
8. Ocean marine												
9. Inland marine												
10. Financial guaranty												
11. Medical professional liability												
12. Earthquake												
13. Group accident and health (b)												
14. Credit accident and health (group and individual)												
15.1 Collectively renewable accident and health (b)												
15.2 Non-cancelable accident and health(b)												
15.3 Guaranteed renewable accident and health(b)												
15.4 Non-renewable for stated reasons only (b)												
15.5 Other accident only												
15.6 Medicare Title XVIII exempt from state taxes or fees												
15.7 All other accident and health (b)												
15.8 Federal employees health benefits plan premium (b)												
16. Workers' compensation												
17.1 Other Liability - occurrence												
17.2 Other Liability - claims made												
17.3 Excess workers' compensation												
18. Products liability												
19.1 Private passenger auto no-fault (personal injury protection)												
19.2 Other private passenger auto liability												
19.3 Commercial auto no-fault (personal injury protection)												
19.4 Other commercial auto liability												
21.1 Private passenger auto physical damage												
21.2 Commercial auto physical damage												
22. Aircraft (all perils)												
23. Fidelity												
24. Surety												
26. Burglary and theft												
27. Boiler and machinery												
28. Credit												
29. International												
30. Warranty												
34. Aggregate write-ins for other lines of business	0	0	0	0	0	0	0	0	0	0	0	0
35. TOTALS (a)	0	0	0	0	0	0	0	0	0	0	0	0
DETAILS OF WRITE-INS												
3401.												
3402.												
3403.												
3498. Summary of remaining write-ins for Line 34 from overflow page	0	0	0	0	0	0	0	0	0	0	0	0
3499. Totals (Lines 3401 thru 3403 plus 3498)(Line 34 above)	0	0	0	0	0	0	0	0	0	0	0	0

(a) Finance and service charges not included in Lines 1 to 35 \$

(b) For health business on indicated lines report: Number of persons insured under PPO managed care products and number of persons insured under indemnity only products

19 GU



ANNUAL STATEMENT FOR THE YEAR 2021 OF THE Dealers Assurance Company
EXHIBIT OF PREMIUMS AND LOSSES (Statutory Page 14)

NAIC Group Code 0315

BUSINESS IN THE STATE OF Puerto Rico

DURING THE YEAR 2021

NAIC Company Code 16705

Line of Business	Gross Premiums, Including Policy and Membership Fees, Less Return Premiums and Premiums on Policies not Taken		3 Dividends Paid or Credited to Policyholders on Direct Business	4 Direct Unearned Premium Reserves	5 Direct Losses Paid (deducting salvage)	6 Direct Losses Incurred	7 Direct Losses Unpaid	8 Direct Defense and Cost Containment Expense Paid	9 Direct Defense and Cost Containment Expense Incurred	10 Direct Defense and Cost Containment Expense Unpaid	11 Commissions and Brokerage Expenses	12 Taxes, Licenses and Fees
	1 Direct Premiums Written	2 Direct Premiums Earned										
1. Fire												
2.1 Allied lines												
2.2 Multiple peril crop												
2.3 Federal flood												
2.4 Private crop												
2.5 Private flood												
3. Farmowners multiple peril												
4. Homeowners multiple peril												
5.1 Commercial multiple peril (non-liability portion)												
5.2 Commercial multiple peril (liability portion)												
6. Mortgage guaranty												
8. Ocean marine												
9. Inland marine												
10. Financial guaranty												
11. Medical professional liability												
12. Earthquake												
13. Group accident and health (b)												
14. Credit accident and health (group and individual)												
15.1 Collectively renewable accident and health (b)												
15.2 Non-cancelable accident and health(b)												
15.3 Guaranteed renewable accident and health(b)												
15.4 Non-renewable for stated reasons only (b)												
15.5 Other accident only												
15.6 Medicare Title XVIII exempt from state taxes or fees												
15.7 All other accident and health (b)												
15.8 Federal employees health benefits plan premium (b)												
16. Workers' compensation												
17.1 Other Liability - occurrence												
17.2 Other Liability - claims made												
17.3 Excess workers' compensation												
18. Products liability												
19.1 Private passenger auto no-fault (personal injury protection)												
19.2 Other private passenger auto liability												
19.3 Commercial auto no-fault (personal injury protection)												
19.4 Other commercial auto liability												
21.1 Private passenger auto physical damage												
21.2 Commercial auto physical damage												
22. Aircraft (all perils)												
23. Fidelity												
24. Surety												
26. Burglary and theft												
27. Boiler and machinery												
28. Credit												
29. International												
30. Warranty												
34. Aggregate write-ins for other lines of business	0	0	0	0	0	0	0	0	0	0	0	0
35. TOTALS (a)	0	0	0	0	0	0	0	0	0	0	0	0
DETAILS OF WRITE-INS												
3401.												
3402.												
3403.												
3498. Summary of remaining write-ins for Line 34 from overflow page	0	0	0	0	0	0	0	0	0	0	0	0
3499. Totals (Lines 3401 thru 3403 plus 3498)(Line 34 above)	0	0	0	0	0	0	0	0	0	0	0	0

(a) Finance and service charges not included in Lines 1 to 35 \$

(b) For health business on indicated lines report: Number of persons insured under PPO managed care products and number of persons insured under indemnity only products

19,PR



ANNUAL STATEMENT FOR THE YEAR 2021 OF THE Dealers Assurance Company

EXHIBIT OF PREMIUMS AND LOSSES (Statutory Page 14)

NAIC Group Code 0315

BUSINESS IN THE STATE OF U.S. Virgin Islands

DURING THE YEAR 2021

NAIC Company Code 16705

Line of Business	Gross Premiums, Including Policy and Membership Fees, Less Return Premiums and Premiums on Policies not Taken		3 Dividends Paid or Credited to Policyholders on Direct Business	4 Direct Unearned Premium Reserves	5 Direct Losses Paid (deducting salvage)	6 Direct Losses Incurred	7 Direct Losses Unpaid	8 Direct Defense and Cost Containment Expense Paid	9 Direct Defense and Cost Containment Expense Incurred	10 Direct Defense and Cost Containment Expense Unpaid	11 Commissions and Brokerage Expenses	12 Taxes, Licenses and Fees
	1 Direct Premiums Written	2 Direct Premiums Earned										
1. Fire												
2.1 Allied lines												
2.2 Multiple peril crop												
2.3 Federal flood												
2.4 Private crop												
2.5 Private flood												
3. Farmowners multiple peril												
4. Homeowners multiple peril												
5.1 Commercial multiple peril (non-liability portion)												
5.2 Commercial multiple peril (liability portion)												
6. Mortgage guaranty												
8. Ocean marine												
9. Inland marine												
10. Financial guaranty												
11. Medical professional liability												
12. Earthquake												
13. Group accident and health (b)												
14. Credit accident and health (group and individual)												
15.1 Collectively renewable accident and health (b)												
15.2 Non-cancelable accident and health(b)												
15.3 Guaranteed renewable accident and health(b)												
15.4 Non-renewable for stated reasons only (b)												
15.5 Other accident only												
15.6 Medicare Title XVIII exempt from state taxes or fees												
15.7 All other accident and health (b)												
15.8 Federal employees health benefits plan premium (b)												
16. Workers' compensation												
17.1 Other Liability - occurrence												
17.2 Other Liability - claims made												
17.3 Excess workers' compensation												
18. Products liability												
19.1 Private passenger auto no-fault (personal injury protection)												
19.2 Other private passenger auto liability												
19.3 Commercial auto no-fault (personal injury protection)												
19.4 Other commercial auto liability												
21.1 Private passenger auto physical damage												
21.2 Commercial auto physical damage												
22. Aircraft (all perils)												
23. Fidelity												
24. Surety												
26. Burglary and theft												
27. Boiler and machinery												
28. Credit												
29. International												
30. Warranty												
34. Aggregate write-ins for other lines of business	0	0	0	0	0	0	0	0	0	0	0	0
35. TOTALS (a)	0	0	0	0	0	0	0	0	0	0	0	0
DETAILS OF WRITE-INS												
3401.												
3402.												
3403.												
3498. Summary of remaining write-ins for Line 34 from overflow page	0	0	0	0	0	0	0	0	0	0	0	0
3499. Totals (Lines 3401 thru 3403 plus 3498)(Line 34 above)	0	0	0	0	0	0	0	0	0	0	0	0

(a) Finance and service charges not included in Lines 1 to 35 \$

(b) For health business on indicated lines report: Number of persons insured under PPO managed care products and number of persons insured under indemnity only products



ANNUAL STATEMENT FOR THE YEAR 2021 OF THE Dealers Assurance Company

EXHIBIT OF PREMIUMS AND LOSSES (Statutory Page 14)

NAIC Group Code 0315

BUSINESS IN THE STATE OF Northern Mariana Islands

DURING THE YEAR 2021

NAIC Company Code 16705

Line of Business	Gross Premiums, Including Policy and Membership Fees, Less Return Premiums and Premiums on Policies not Taken		3 Dividends Paid or Credited to Policyholders on Direct Business	4 Direct Unearned Premium Reserves	5 Direct Losses Paid (deducting salvage)	6 Direct Losses Incurred	7 Direct Losses Unpaid	8 Direct Defense and Cost Containment Expense Paid	9 Direct Defense and Cost Containment Expense Incurred	10 Direct Defense and Cost Containment Expense Unpaid	11 Commissions and Brokerage Expenses	12 Taxes, Licenses and Fees
	1 Direct Premiums Written	2 Direct Premiums Earned										
1. Fire												
2.1 Allied lines												
2.2 Multiple peril crop												
2.3 Federal flood												
2.4 Private crop												
2.5 Private flood												
3. Farmowners multiple peril												
4. Homeowners multiple peril												
5.1 Commercial multiple peril (non-liability portion)												
5.2 Commercial multiple peril (liability portion)												
6. Mortgage guaranty												
8. Ocean marine												
9. Inland marine												
10. Financial guaranty												
11. Medical professional liability												
12. Earthquake												
13. Group accident and health (b)												
14. Credit accident and health (group and individual)												
15.1 Collectively renewable accident and health (b)												
15.2 Non-cancelable accident and health(b)												
15.3 Guaranteed renewable accident and health(b)												
15.4 Non-renewable for stated reasons only (b)												
15.5 Other accident only												
15.6 Medicare Title XVIII exempt from state taxes or fees												
15.7 All other accident and health (b)												
15.8 Federal employees health benefits plan premium (b)												
16. Workers' compensation												
17.1 Other Liability - occurrence												
17.2 Other Liability - claims made												
17.3 Excess workers' compensation												
18. Products liability												
19.1 Private passenger auto no-fault (personal injury protection)												
19.2 Other private passenger auto liability												
19.3 Commercial auto no-fault (personal injury protection)												
19.4 Other commercial auto liability												
21.1 Private passenger auto physical damage												
21.2 Commercial auto physical damage												
22. Aircraft (all perils)												
23. Fidelity												
24. Surety												
26. Burglary and theft												
27. Boiler and machinery												
28. Credit												
29. International												
30. Warranty												
34. Aggregate write-ins for other lines of business	0	0	0	0	0	0	0	0	0	0	0	0
35. TOTALS (a)	0	0	0	0	0	0	0	0	0	0	0	0
DETAILS OF WRITE-INS												
3401.												
3402.												
3403.												
3498. Summary of remaining write-ins for Line 34 from overflow page	0	0	0	0	0	0	0	0	0	0	0	0
3499. Totals (Lines 3401 thru 3403 plus 3498)(Line 34 above)	0	0	0	0	0	0	0	0	0	0	0	0

(a) Finance and service charges not included in Lines 1 to 35 \$

(b) For health business on indicated lines report: Number of persons insured under PPO managed care products and number of persons insured under indemnity only products



ANNUAL STATEMENT FOR THE YEAR 2021 OF THE Dealers Assurance Company

EXHIBIT OF PREMIUMS AND LOSSES (Statutory Page 14)

NAIC Group Code 0315

BUSINESS IN THE STATE OF Canada

DURING THE YEAR 2021

NAIC Company Code 16705

Line of Business	Gross Premiums, Including Policy and Membership Fees, Less Return Premiums and Premiums on Policies not Taken		3 Dividends Paid or Credited to Policyholders on Direct Business	4 Direct Unearned Premium Reserves	5 Direct Losses Paid (deducting salvage)	6 Direct Losses Incurred	7 Direct Losses Unpaid	8 Direct Defense and Cost Containment Expense Paid	9 Direct Defense and Cost Containment Expense Incurred	10 Direct Defense and Cost Containment Expense Unpaid	11 Commissions and Brokerage Expenses	12 Taxes, Licenses and Fees
	1 Direct Premiums Written	2 Direct Premiums Earned										
1. Fire												
2.1 Allied lines												
2.2 Multiple peril crop												
2.3 Federal flood												
2.4 Private crop												
2.5 Private flood												
3. Farmowners multiple peril												
4. Homeowners multiple peril												
5.1 Commercial multiple peril (non-liability portion)												
5.2 Commercial multiple peril (liability portion)												
6. Mortgage guaranty												
8. Ocean marine												
9. Inland marine												
10. Financial guaranty												
11. Medical professional liability												
12. Earthquake												
13. Group accident and health (b)												
14. Credit accident and health (group and individual)												
15.1 Collectively renewable accident and health (b)												
15.2 Non-cancelable accident and health(b)												
15.3 Guaranteed renewable accident and health(b)												
15.4 Non-renewable for stated reasons only (b)												
15.5 Other accident only												
15.6 Medicare Title XVIII exempt from state taxes or fees												
15.7 All other accident and health (b)												
15.8 Federal employees health benefits plan premium (b)												
16. Workers' compensation												
17.1 Other Liability - occurrence												
17.2 Other Liability - claims made												
17.3 Excess workers' compensation												
18. Products liability												
19.1 Private passenger auto no-fault (personal injury protection)												
19.2 Other private passenger auto liability												
19.3 Commercial auto no-fault (personal injury protection)												
19.4 Other commercial auto liability												
21.1 Private passenger auto physical damage												
21.2 Commercial auto physical damage												
22. Aircraft (all perils)												
23. Fidelity												
24. Surety												
26. Burglary and theft												
27. Boiler and machinery												
28. Credit												
29. International												
30. Warranty												
34. Aggregate write-ins for other lines of business	0	0	0	0	0	0	0	0	0	0	0	0
35. TOTALS (a)	0	0	0	0	0	0	0	0	0	0	0	0
DETAILS OF WRITE-INS												
3401.												
3402.												
3403.												
3498. Summary of remaining write-ins for Line 34 from overflow page	0	0	0	0	0	0	0	0	0	0	0	0
3499. Totals (Lines 3401 thru 3403 plus 3498)(Line 34 above)	0	0	0	0	0	0	0	0	0	0	0	0

(a) Finance and service charges not included in Lines 1 to 35 \$

(b) For health business on indicated lines report: Number of persons insured under PPO managed care products and number of persons insured under indemnity only products

19 CN



ANNUAL STATEMENT FOR THE YEAR 2021 OF THE Dealers Assurance Company
EXHIBIT OF PREMIUMS AND LOSSES (Statutory Page 14)

NAIC Group Code 0315

BUSINESS IN THE STATE OF Grand Total

DURING THE YEAR 2021

NAIC Company Code 16705

Line of Business	Gross Premiums, Including Policy and Membership Fees, Less Return Premiums and Premiums on Policies not Taken		3 Dividends Paid or Credited to Policyholders on Direct Business	4 Direct Unearned Premium Reserves	5 Direct Losses Paid (deducting salvage)	6 Direct Losses Incurred	7 Direct Losses Unpaid	8 Direct Defense and Cost Containment Expense Paid	9 Direct Defense and Cost Containment Expense Incurred	10 Direct Defense and Cost Containment Expense Unpaid	11 Commissions and Brokerage Expenses	12 Taxes, Licenses and Fees
	1 Direct Premiums Written	2 Direct Premiums Earned										
1. Fire	0	0	0	0	0	0	0	0	0	0	0	0
2.1 Allied lines	0	0	0	0	0	0	0	0	0	0	0	0
2.2 Multiple peril crop	0	0	0	0	0	0	0	0	0	0	0	0
2.3 Federal flood	0	0	0	0	0	0	0	0	0	0	0	0
2.4 Private crop	0	0	0	0	0	0	0	0	0	0	0	0
2.5 Private flood	0	0	0	0	0	0	0	0	0	0	0	0
3. Farmowners multiple peril	0	0	0	0	0	0	0	0	0	0	0	0
4. Homeowners multiple peril	0	0	0	0	0	0	0	0	0	0	0	0
5.1 Commercial multiple peril (non-liability portion)	0	0	0	0	0	0	0	0	0	0	0	0
5.2 Commercial multiple peril (liability portion)	0	0	0	0	0	0	0	0	0	0	0	0
6. Mortgage guaranty	0	0	0	0	0	0	0	0	0	0	0	0
8. Ocean marine	0	0	0	0	0	0	0	0	0	0	0	0
9. Inland marine	0	0	0	0	0	0	0	0	0	0	0	0
10. Financial guaranty	0	0	0	0	0	0	0	0	0	0	0	0
11. Medical professional liability	0	0	0	0	0	0	0	0	0	0	0	0
12. Earthquake	0	0	0	0	0	0	0	0	0	0	0	0
13. Group accident and health (b)	0	0	0	0	0	0	0	0	0	0	0	0
14. Credit accident and health (group and individual)	0	0	0	0	0	0	0	0	0	0	0	0
15.1 Collectively renewable accident and health (b)	0	0	0	0	0	0	0	0	0	0	0	0
15.2 Non-cancelable accident and health(b)	0	0	0	0	0	0	0	0	0	0	0	0
15.3 Guaranteed renewable accident and health(b)	0	0	0	0	0	0	0	0	0	0	0	0
15.4 Non-renewable for stated reasons only (b)	0	0	0	0	0	0	0	0	0	0	0	0
15.5 Other accident only	0	0	0	0	0	0	0	0	0	0	0	0
15.6 Medicare Title XVIII exempt from state taxes or fees	0	0	0	0	0	0	0	0	0	0	0	0
15.7 All other accident and health (b)	0	0	0	0	0	0	0	0	0	0	0	0
15.8 Federal employees health benefits plan premium (b)	0	0	0	0	0	0	0	0	0	0	0	0
16. Workers' compensation	0	0	0	0	0	0	0	0	0	0	0	0
17.1 Other Liability - occurrence	18,928,125	13,141,473	0	37,366,561	6,572,345	5,827,739	1,744,553	0	0	0	0	428,604
17.2 Other Liability - claims made	0	0	0	0	0	0	0	0	0	0	0	0
17.3 Excess workers' compensation	0	0	0	0	0	0	0	0	0	0	0	0
18. Products liability	0	0	0	0	0	0	0	0	0	0	0	0
19.1 Private passenger auto no-fault (personal injury protection)	0	0	0	0	0	0	0	0	0	0	0	0
19.2 Other private passenger auto liability	0	0	0	0	0	0	0	0	0	0	0	0
19.3 Commercial auto no-fault (personal injury protection)	0	0	0	0	0	0	0	0	0	0	0	0
19.4 Other commercial auto liability	0	0	0	0	0	0	0	0	0	0	0	0
21.1 Private passenger auto physical damage	0	0	0	0	0	0	0	0	0	0	0	0
21.2 Commercial auto physical damage	0	0	0	0	0	0	0	0	0	0	0	0
22. Aircraft (all perils)	0	0	0	0	0	0	0	0	0	0	0	0
23. Fidelity	0	0	0	0	0	0	0	0	0	0	0	0
24. Surety	0	0	0	0	0	0	0	0	0	0	0	0
26. Burglary and theft	0	0	0	0	0	0	0	0	0	0	0	0
27. Boiler and machinery	0	0	0	0	0	0	0	0	0	0	0	0
28. Credit	0	0	0	0	0	0	0	0	0	0	0	0
29. International	0	0	0	0	0	0	0	0	0	0	0	0
30. Warranty	262,303,892	178,537,637	0	399,014,703	102,698,241	102,786,884	6,588,362	0	0	0	(1,654,976)	5,166,462
34. Aggregate write-ins for other lines of business	0	0	0	0	0	0	0	0	0	0	0	0
35. TOTALS (a)	281,232,017	191,679,110	0	436,381,264	109,270,586	108,614,623	8,332,916	0	0	0	(1,654,976)	5,595,066
DETAILS OF WRITE-INS												
3401.												
3402.												
3403.												
3498. Summary of remaining write-ins for Line 34 from overflow page	0	0	0	0	0	0	0	0	0	0	0	0
3499. Totals (Lines 3401 thru 3403 plus 3498)(Line 34 above)	0	0	0	0	0	0	0	0	0	0	0	0

(a) Finance and service charges not included in Lines 1 to 35 \$ 0

(b) For health business on indicated lines report: Number of persons insured under PPO managed care products 0 and number of persons insured under indemnity only products 0

19GT

ANNUAL STATEMENT FOR THE YEAR 2021 OF THE Dealers Assurance Company

SCHEDULE F - PART 3

Ceded Reinsurance as of December 31, Current Year (\$000 Omitted)

1 ID Number	2 NAIC Com- pany Code	3 Name of Reinsurer	4 Domiciliary Jurisdiction	5 Special Code	6 Reinsurance Premiums Ceded	Reinsurance Recoverable On										16 Amount in Dispute included in Column 15	Reinsurance Payable		19 Net Amount Recoverable From Reinsurers Cols. 15 - [17 + 18]	20 Funds Held by Company Under Reinsurance Treaties		
						7 Paid Losses	8 Paid LAE	9 Known Case Loss Reserves	10 Known Case LAE Reserves	11 IBNR Loss Reserves	12 IBNR LAE Reserves	13 Unearned Premiums	14 Contingent Commis- sions	15 Columns 7 through 14 Totals	17 Ceded Balances Payable		18 Other Amounts Due to Reinsurers					
0499999. Total Authorized - Affiliates - U.S. Non-Pool						0	0	0	0	0	0	0	0	0	0	0	0	0	0	0	0	0
0799999. Total Authorized - Affiliates - Other (Non-U.S.)						0	0	0	0	0	0	0	0	0	0	0	0	0	0	0	0	0
0899999. Total Authorized - Affiliates						0	0	0	0	0	0	0	0	0	0	0	0	0	0	0	0	
59-1673015	33162	Bankers Insurance Co.	FL		629									1,200		1,200	42		1,158			
43-1754760	10051	Lyndon Southern Insurance Company	DE		0					1				161		163			163			
0999999. Total Authorized - Other U.S. Unaffiliated Insurers						628	0	0	0	1	0	1,361	0	1,362	0	42	0	1,320	0			
1499999. Total Authorized Excluding Protected Cells (Sum of 0899999, 0999999, 1099999, 1199999 and 1299999)						628	0	0	0	1	0	1,361	0	1,362	0	42	0	1,320	0			
1899999. Total Unauthorized - Affiliates - U.S. Non-Pool						0	0	0	0	0	0	0	0	0	0	0	0	0	0	0	0	
AA-0052149	00000	American Colonial REINS CO LTD	TCA		1,801					20		422		442		442		442	14			
AA-0052072	00000	IAI	TCA		5,374					32		4,406		4,439		5,137		(698)	840			
AA-0054388	00000	Three Diamonds Reinsurance Co Ltd	TCA		1,259					47		2,697		2,744		(2)		2,746				
2099999. Total Unauthorized - Affiliates - Other (Non-U.S.) - Other						8,434	0	0	0	99	0	7,526	0	7,625	0	5,135	0	2,490	854			
2199999. Total Unauthorized - Affiliates - Other (Non-U.S.)						8,434	0	0	0	99	0	7,526	0	7,625	0	5,135	0	2,490	854			
2299999. Total Unauthorized - Affiliates						8,434	0	0	0	99	0	7,526	0	7,625	0	5,135	0	2,490	854			
81-0680054	13024	Allied Guaranty Insurance Company	NV							2		146		148				148				
82-3695915		HFT Re	UT		0					2		10		12				12	18			
82-4219627	16418	UNITED STATES DEALER REINS CO LLC	AL		2					5		97		102				102				
26-3683841		VSC RE, Inc.	DC		58,044					2,333		54,010		56,343				56,343				
2399999. Total Unauthorized - Other U.S. Unaffiliated Insurers						58,046	0	0	0	2,342	0	54,263	0	56,605	0	0	0	56,605	18			
AA-0057923		3TG	TCA		303					19		12,916		12,934		40		12,895				
AA-0055138		42 TIGER RIC LTD	TCA							2		12		14				14				
AA-0052989		4SPOKE CAPITAL REINS CO LTD	TCA							0		34		34				34				
AA-0058290		922 Reinsurance Company, Ltd.	TCA		365					42		550		593				593				
AA-0058290		922 Reinsurance Company, Ltd.	TCA		134							523		523				523				
AA-0054516		A & H Insurance Co Ltd	TCA							43		364		407				407				
AA-0058176		A Ford Able Reinsurance Company, Ltd.	TCA		77					13		142		155				155				
AA-7770162		ADAR Reins Co Inc	NAT		792					1		1,108		1,109				1,109				
		Agents Management Group Reinsurance Company, Ltd.	TCA							0		0		1				1				
AA-0054644		Agnes Re	TCA							0		1,273		1,273				1,273				
AA-0055467		AJH REINSURANCE LTD	TCA							0		2		2				2				
AA-0054507		Alexandria Grey Reinsurance Co.	TCA		1					2		14		16				16				
AA-0059387		All Roads Reinsurance Company, Ltd.	TCA		334					17		453		471				471				
AA-0053877		All Star Reinsurance Company, Ltd.	TCA		1					18		187		204				204				
AA-0054958		AMAZON REINS GAP	TCA		525					11		1,116		1,127				1,127				
AA-0052582		Ameral Reinsurance Co Ltd	TCA							0		0		0				0				
AA-0057549		AMYCAKES 2 REINS CO LTD	TCA							0		55		55				55				
AA-0058078		Anarchy Reinsurance Company, Ltd.	TCA							17		127		144				144				
AA-0053977		ANG REINS -GAP	TCA		977					14		1,230		1,244				1,244				
AA-0055261		APA III Reinsurance, Ltd.	TCA							0		10		11				11				
AA-3190859		ARIA REINSURANCE	BMU							1		11		12				12				
AA-0051583		ARKLATEX	TCA							0		3		3				3				
AA-0056614		Askins Reinsurance Company, Ltd.	TCA		210					13		282		294				294				
AA-0053533		AUTO BLOCK RIC LTD	TCA							1		53		54				54				
		Auto Dealer Solutions Reinsurance Co., Ltd.	TCA							0		1		1				1				
AA-0055491		Auto Shield Texas Reinsurance Company, Ltd.	TCA							2		20		22				22				
AA-0057713		Autosbyzack Reinsurance Company, Ltd.	TCA							0		1		1				1				

ANNUAL STATEMENT FOR THE YEAR 2021 OF THE Dealers Assurance Company

SCHEDULE F - PART 3

Ceded Reinsurance as of December 31, Current Year (\$000 Omitted)

1 ID Number	2 NAIC Company Code	3 Name of Reinsurer	4 Domiciliary Jurisdiction	5 Special Code	6 Reinsurance Premiums Ceded	Reinsurance Recoverable On										16 Amount in Dispute included in Column 15	Reinsurance Payable		19 Net Amount Recoverable From Reinsurers Cols. 15 - [17 + 18]	20 Funds Held by Company Under Reinsurance Treaties
						7 Paid Losses	8 Paid LAE	9 Known Case Loss Reserves	10 Known Case LAE Reserves	11 IBNR Loss Reserves	12 IBNR LAE Reserves	13 Unearned Premiums	14 Contingent Commis- sions	15 Columns 7 through 14 Totals	17 Ceded Balances Payable		18 Other Amounts Due to Reinsurers			
AA-0054186		AUTO-TEX	TCA		57					.1		.99		100			100			
AA-0054661		AUTO-TEX I	TCA		161					.0		181		182			182			
AA-0054662		AUTO-TEX II	TCA		453					5		521		526			526			
AA-0058284		Awesome Warranties Reinsurance Company, Ltd.	TCA		74					.3		92		95			95			
AA-0055916		Barbera Autoland Reinsurance, Ltd.	TCA							.3		25		27			27			
AA-0051714		BARHAM GROUP REINSURANCE Bazi Corporation Reinsurance Company, Ltd.	TCA		.7					10		544		554			554			
AA-0059262			TCA		42					5		78		83			83			
AA-6900146		BBD REINS	SYC		11					9		73		82			82	2		
AA-0057130		BBS RE	TCA							.1		.0		1			1			
AA-7770011		BEAST MODE RE	NAT		.73					.1		59		59			59			
AA-0052777		Beaumont Re	TCA		29					23		531		555			555			
AA-0055574		BEDFORD REINS CO LTD	TCA		17					.0		193		193			193			
AA-7770777		BEG Reinsurance Company Inc.	NAT		14					.1		18		19			19	105		
AA-0053798		Ben Mark & Co. Reinsurance Company, Ltd.	TCA							.1		.7		7			7			
AA-0057475		BFJ RIC LTD	TCA							.7		180		187			187			
AA-3190967		BIG RED REINSURANCE, LTD. Big Sarasota Pass Reinsurance Company, Ltd.	BMJ		.0					.3		17		20			20			
AA-0057152			TCA		11					10		170		180			180			
AA-0057793		BKRAD040	TCA		130					8		5,521		5,529	17		5,512			
AA-0053278		BLC Reinsurance Co., Ltd.	TCA							.1		.6		7			7	1		
AA-0051557		Blue Moon Reinsurance Co., Ltd.	TCA							.0		13		14			14			
AA-0058710		Blue Rhino Dre 1 Reinsurance Ltd.	TCA		.20					.2		21		22			22			
AA-0055535		BMR-2013 REINSURANCE, LTD.	TCA		474					.3		532		534			534			
AA-0059273		BORK REINS LTD	TCA		504					.0		305		306			306			
AA-0051261		BOYLAND GRP REINS CO LTD	TCA							.0		.0		0			0			
AA-0053005		Brent Brown Reinsurance Company, Inc.	TCA		.7					.7		.7		7			7	7		
AA-0057225		Broken Arrow Reinsurance Co., Ltd.	TCA		132					17		271		288			288			
AA-0057226		Broken Bow Reinsurance Co., Ltd.	TCA		132					17		271		288			288			
AA-0052438		Brookmont Capital Holding Reinsurance Company, Ltd	TCA							.1		.6		6			6			
AA-0053914		Buccaneer Reinsurance Company Ltd	TCA							.0		24		24			24			
AA-0056638		Buckshots Reinsurance Company, Ltd.	TCA		1,556					.1		960		961			961	1,349		
AA-0056344		BW Reinsurance Company, Ltd.	TCA		112					12		164		176			176			
AA-0000000		BYRIDER-SAN ANTONIO TX	TCA		947					20		709		730			730			
AA-3610432		C BROUDY	BMJ		169					.1		139		140			140			
AA-0053888		C E B REINS CO LTD	TCA		13,821					2		15,772		15,774			15,774			
AA-0052056		Cabo Reinsurance Co Ltd	TCA		55					4		190		193			193	18		
AA-0057676		CANDIOTTA REINS CO II LTD	TCA							.0		137		137			137			
AA-0053641		CANDIOTTA REINS CO LTD	TCA							.0		25		25			25			
AA-0059040		CAP Auto Reinsurance Company, Ltd.	TCA		106					.7		145		151			151			
AA-0055135		CAPPAM RE	TCA		.27					.3		158		161			161			
AA-0000000		CCF Reinsurance Co	TCA		113					.0		87		87			87			
AA-0054860		CDM REINSURANCE	TCA		453					13		950		963			963			
AA-0056519		CDP RE	TCA							.2		24		27			27			
AA-0057457		CGBS REINS	TCA							.0		.3		3			3	336		
AA-0059649		CGW REINS LTD	TCA		395							298		298			298			
AA-0053661		CHAPS	TCA		394					.8		788		796			796			
AA-0057717		Chesapeake Family Reinsurance Company, Ltd.	TCA		.0					.1				1			1	1		

ANNUAL STATEMENT FOR THE YEAR 2021 OF THE Dealers Assurance Company

SCHEDULE F - PART 3

Ceded Reinsurance as of December 31, Current Year (\$000 Omitted)

1 ID Number	2 NAIC Com- pany Code	3 Name of Reinsurer	4 Domiciliary Jurisdiction	5 Special Code	6 Reinsurance Premiums Ceded	Reinsurance Recoverable On									16 Amount in Dispute included in Column 15	Reinsurance Payable		19 Net Amount Recoverable From Reinsurers Cols. 15 - [17 + 18]	20 Funds Held by Company Under Reinsurance Treaties
						7 Paid Losses	8 Paid LAE	9 Known Case Loss Reserves	10 Known Case LAE Reserves	11 IBNR Loss Reserves	12 IBNR LAE Reserves	13 Unearned Premiums	14 Contingent Commis- sions	15 Columns 7 through 14 Totals		17 Ceded Balances Payable	18 Other Amounts Due to Reinsurers		
AA-0052396		CHEVALIER	TCA		188					3		354		357			357		
AA-6900286		Chisholm Trail Re	SYC							0		5		5			5		
AA-0052068		CHOPPER REINSURANCE	TCA							0		0		0			0		
AA-0054875		CHRISTENSEN 3 REINS CO LTD	TCA							0		80		80			80		
AA-0056351		Cinco Vista Reinsurance Company, Ltd.	TCA							31		756		788			788		
AA-6900000		Circle R Holdings Product Co	SYC		34							63		63			63	65	
AA-0057227		Circle T Reinsurance Co., Ltd.	TCA		136					17		278		296			296		
AA-0058261		CJB REINSURANCE, LTD	TCA							1		42		43			43		
AA-0053225		Claremont Capital Reinsurance, Ltd	TCA		(23)					4		212		216			216		
AA-0056335		CLAYTON MARKETING REINS CO LTD Closest to the Dealership Reinsurance Company, Inc	TCA		280					1		425		426			426		
AA-0055601		CMFR RE	TCA		310							360		360			360	2,407	
AA-0055932		CNET Reinsurance Company, Ltd.	TCA		50					13		40		40			40		
AA-0056913		Coalition Reinsurance Co Ltd	TCA							6		69		75			75		
AA-0056821		Coastal Empire Reinsurance Co Ltd	TCA							8		111		119	6		113		
AA-0059935		Coconut Bayou Reinsurance Company, Ltd.	TCA		191					4		163		167			167		
AA-0057828		Colozzi Reinsurance Company, Ltd.	TCA		61					6		91		97			97		
AA-0057619		Commercial Reinsurance Company, Ltd.	TCA		58					0		55		55			55		
AA-0055077		Committed Reinsurance	TCA							1		75		76			76		
AA-0057153		Compass Rose Reinsurance Company, Ltd.	TCA		11					10		170		180			180		
AA-0057999		CONTINENTAL MOTORS REINS CO LTD	TCA		383					1		814		815			815		
AA-0053597		CORNERED REINS LTD	TCA							0		1		1			1		
AA-0059388		Credence Reinsurance Company, Ltd.	TCA		334					17		453		471			471		
AA-0055995		CSCI Reinsurance Co, Ltd.	TCA		1							9		9			9	121	
AA-0054856		D.C.E.B.	TCA							0		586		586			586		
AA-0057739		Dahl Automotive Reinsurance Limited	TCA		364					14		395		410			410		
AA-0056961		Danielle Chase Reinsurance Company, Ltd.	TCA		349					39		534		573			573		
AA-0053775		DANTAM REINS CO LTD	TCA		301					1		572		573			573		
AA-0052670		Davenport Capitol Reinsurance Co Ltd	TCA							1		13		14			14		
AA-0053052		David H. Edwards Reinsurance Company, Ltd	TCA							2		233		235			235		
AA-0059749		David Niello	TCA							0		383		384			384		
AA-0052029		DBG REINS CO LTD	TCA		356					1		480		481			481		
AA-7770775		DCK Automotive Holdings Reinsurance Company Inc	NAT		69					3		80		84			84	571	
AA-0053540		Deacon1 Reinsurance Company Ltd	TCA							0		120		120			120		
AA-0053547		Deacon2 Reinsurance Company Ltd	TCA							0		120		120			120		
AA-0055589		Deacon3 Reinsurance Company, Ltd.	TCA							0		124		124			124		
AA-0059272		DEL Reinsurance Ltd	TCA		69					0		33		33			33		
AA-0056916		Del Silver Reinsurance, Ltd.	TCA							0		4		4			4		
AA-0056076		Deschutes Reinsurance Company, Ltd.	TCA		1,556					1		960		961			961	1,348	
AA-7770776		DFV Reinsurance Company, Inc.	NAT		1							1		1			1	8	
AA-0054035		DINS-ZEVEN WESTERN REINS LTD	TCA							1		399		401			401		
AA-0057996		Diverse Offerings Reinsurance, Ltd.	TCA		1,597					3		2,767		2,770			2,770		
AA-0055576		DJRR REINS CO LTD	TCA							1		192		193			193		
AA-0059569		DK BLACKSMITH RIC LTD	TCA		179					3		270		273			273		
AA-0058944		Double Down Reinsurance Company, Ltd.	TCA		88					3		154		157			157		
AA-0053005		DRAM Assured Reinsurance Limited	TCA		16					0		14		14			14	15	
AA-0058058		Dream Reinsurance Company, Ltd.	TCA		71					8		111		119			119		
AA-0056346		Drive Away Confident Reinsurance Co., Ltd.	TCA		35					5		76		81			81	1,690	

ANNUAL STATEMENT FOR THE YEAR 2021 OF THE Dealers Assurance Company

SCHEDULE F - PART 3

Ceded Reinsurance as of December 31, Current Year (\$000 Omitted)

1 ID Number	2 NAIC Com- pany Code	3 Name of Reinsurer	4 Domiciliary Jurisdiction	5 Special Code	6 Reinsurance Premiums Ceded	Reinsurance Recoverable On									16 Amount in Dispute included in Column 15	Reinsurance Payable		19 Net Amount Recoverable From Reinsurers Cols. 15 - [17 + 18]	20 Funds Held by Company Under Reinsurance Treaties
						7 Paid Losses	8 Paid LAE	9 Known Case Loss Reserves	10 Known Case LAE Reserves	11 IBNR Loss Reserves	12 IBNR LAE Reserves	13 Unearned Premiums	14 Contingent Commis- sions	15 Columns 7 through 14 Totals		17 Ceded Balances Payable	18 Other Amounts Due to Reinsurers		
AA-0053849		Drive Reinsurance Limited	TCA							0		3		3			3		
AA-0053847		DRW Reinsurance Limited	TCA							0		0		0			0		
AA-0051917		Duck Dudes Reinsurance Company, Ltd.	TCA		1,556					1		960		961			961	1,340	
AA-0057338		DUFFY	TCA		435					6		838		843			843		
AA-0059688		DWS Reinsurance Company, Ltd.	TCA							0		3		3			3		
AA-0057486		EAI REINS	TCA							1		22		23			23		
AA-0057129		EHA Autoguard Reinsurance Limited	TCA							2		32		34			34		
AA-0054996		EJB REINS	TCA		430					7		1,042		1,049			1,049		
AA-0059385		Elite Auto Reinsurance Company, Ltd.	TCA		1					0		1		1			1		
AA-3191381		EMERALD BAY REINSURANCE	BMU		60					2		174		176			176		
AA-0055933		ERIC C GERHARDT RE	TCA							0		1		1			1		
AA-0055724		ET Reinsurance Co	TCA							11		306		317			317		
AA-0059656		Exclusive Reinsurance Company, Ltd.	TCA		23					1		23		24			24		
AA-0059482		FERRIS RIC LTD	TCA		3					0		2		2			2		
AA-7770332		FIRST COUSINS RIC LTD	NAT							3		110		113			113		
AA-0051611		Five Star I Reinsurance Company LTD	TCA		1,918					47		3,008		3,055	245		2,810		
AA-0051613		Five Star II Reinsurance Company LTD	TCA		1,918					47		3,007		3,054	245		2,809		
AA-0051611		Five Star III Reinsurance Company LTD	TCA		1,918					47		3,007		3,054	245		2,809		
AA-0058504		FNA Holdings Reinsurance Company, Ltd.	TCA		92					4		154		158			158		
AA-0056347		Forrester II Reinsurance Company, Ltd.	TCA							0		0		0			0		
AA-0055249		FTAK RE	TCA		139					0		107		107			107		
AA-0057439		Fun Funds Reinsurance Company, Ltd.	TCA							1		9		10			10		
AA-7770645		Furnishings Care of FL	NAT		366							306		306	413		(107)		
AA-0054899		G3 RE	TCA									0		0			0		
AA-0055875		G4 Forward Reinsurance Company, Ltd	TCA		538					8		842		850	15		835		
AA-0056090		G5 Forward Reinsurance Company, Ltd	TCA		538					8		842		850	15		835		
AA-0056091		G6 Forward Reinsurance Company, Ltd	TCA		538					8		841		849	15		834		
AA-0056553		G7 Forward Reinsurance Company, Ltd	TCA		538					8		841		849	15		834		
AA-0056887		G8 Forward Reinsurance Company, Ltd	TCA		538					8		842		850	15		835		
AA-0058065		GACDJ Re	TCA		13					1		49		50			50	123	
AA-0054981		GALACTICA REINS GAP	TCA		1,722					57		4,880		4,937			4,937		
AA-0054112		GEO LIFE INSURANCE CO LTD	TCA		2					57		2,514		2,571			2,571		
AA-0051297		Glacier Reinsurance Company, Ltd.	TCA		667					4		648		652			652		
AA-0058606		Glick Holdings	TCA							0		223		223			223		
AA-0053223		Global Capital Reinsurance Co Global Protection Reinsurance Company, Ltd.	TCA									42		42			42		
AA-0057721			TCA		8					1		17		18			18		
AA-0052313		GMAY	TCA							0		2		2			2		
AA-7770716		Go Blue Reinsurance Company, Ltd.	NAT		252					25				25			25	4,482	
AA-0057722		Golf East Reinsurance Company, Ltd.	TCA		0					1				1			1	1	
AA-0055936		GOVERO RE	TCA							1		33		33			33		
AA-0055936		Govero Reinsurance Ltd	TCA							0		7		7			7		
AA-0055329		Grace 531 Reinsurance Company, Ltd.	TCA							3		12		15			15		
AA-0056688		GRAND SPORT REINS CO LTD	TCA		215					0		171		172			172		
AA-0057633		Great American Reinsurance Company Greater Charlotte Reinsurance Company, Ltd.	TCA		58					0		55		55			55		
AA-0057723			TCA		0					1				1			1	1	
AA-0058943		GSDS Reinsurance Company, Ltd.	TCA		14					1		21		22			22		
AA-0058055		Guybo Reinsurance Company, Ltd.	TCA		211					18		356		373			373		
AA-0055644		H and J Auto Group Reinsurance Company, Ltd.	TCA							2		16		17			17		

ANNUAL STATEMENT FOR THE YEAR 2021 OF THE Dealers Assurance Company

SCHEDULE F - PART 3

Ceded Reinsurance as of December 31, Current Year (\$000 Omitted)

1 ID Number	2 NAIC Com- pany Code	3 Name of Reinsurer	4 Domiciliary Jurisdiction	5 Special Code	6 Reinsurance Premiums Ceded	Reinsurance Recoverable On										16 Amount in Dispute included in Column 15	Reinsurance Payable		19 Net Amount Recoverable From Reinsurers Cols. 15 - [17 + 18]	20 Funds Held by Company Under Reinsurance Treaties
						7 Paid Losses	8 Paid LAE	9 Known Case Loss Reserves	10 Known Case LAE Reserves	11 IBNR Loss Reserves	12 IBNR LAE Reserves	13 Unearned Premiums	14 Contingent Commis- sions	15 Columns 7 through 14 Totals	17 Ceded Balances Payable		18 Other Amounts Due to Reinsurers			
AA-0055785		Hall's Warranty Reinsurance Ltd	TCA		35					1		136		136			136			
AA-0059303		HANAIEI BAY REINS COMPANY LTD	TCA		58					2		93		94			94			
AA-0059694		Harding Auto Group Reinsurance Company, Ltd.	TCA		4					0		7		7			7			
AA-0057419		Harpwell Reinsurance Company, Ltd.	TCA		24					1		18		19			19			
AA-0053863		HDZT	TCA		328					5		764		769			769			
AA-0058158		Heavenly Reinsurance Company, Ltd.	TCA		535					10		1,160		1,169			1,169			
AA-0051491		HERMAN INVESTMENTS REINS CO LTD	TCA		2					0		421		421			421			
AA-0057633		Hertiage Reinsurance Company Ltd.	TCA		29					1		26		27			27	28		
AA-0057329		HIKARU	TCA		278					3		414		417			417			
AA-0056895		HILT 550 REINS CO LTD	TCA							1		296		297			297			
AA-0052117		HONDAY	TCA		137					5		404		409			409			
AA-0057174		HR Auto Motors Reinsurance Company, Ltd.	TCA		11					1		11		12			12			
AA-0056515		HUGE RIC LTD	TCA							5		204		210			210			
AA-0053052		Huzzah Reinsurance Company, Ltd.	TCA									58		58			58	59		
AA-3191198		IECD	BMU		6,566					152		10,606		10,758			10,758			
AA-0053388		IKEGAMI PARTNERS REINS CO LTD	TCA							2		136		138			138			
AA-0058695		IN8	TCA		175					2		267		269			269			
AA-0056669		INDMET-2015	TCA		1,077					8		1,357		1,365			1,365			
AA-0057212		INDMET2-2015	TCA		1,076					8		1,356		1,364			1,364			
AA-0059447		Isaac Reinsurance Company, Ltd.	TCA		9					1		12		13			13			
AA-0050354		J&H Reinsurance Company, Ltd.	TCA		95					11		176		188			188			
AA-0055157		Jason Hannah Reinsurance Limited	TCA		1,801					62		3,376		3,438			3,438			
AA-0055158		Jason Jennifer Hannah Reinsurance Limited	TCA		1,856					64		3,478		3,542			3,542			
AA-0057444		JCW MCGHEE RE	TCA							1		22		24			24			
AA-0057662		JEB RIC LTD	TCA							6		180		186			186			
AA-0052903		JEFJO LIBERTY REINS CO LTD	TCA							0		24		24			24			
AA-0055159		Jennifer Hannah Reinsurance Limited	TCA		1,801					62		3,376		3,438			3,438			
AA-0059717		Jet Boys Reinsurance Company, Ltd.	TCA		125							122		122			122			
AA-0058681		JilNando Reinsurance Company, Ltd.	TCA		138					15		232		246			246	1,031		
AA-0057181		JLCH FUND REINS CO LTD	TCA		477					1		630		631			631			
AA-0057156		JMBROK	TCA							0		4		4			4			
AA-0057727		JMS Family Reinsurance Company, Ltd.	TCA							0		0		0			0			
AA-0052398		JOAC	TCA		2,735					52		5,704		5,756			5,756			
AA-0059275		Joe Pfliefer	TCA							0		181		182			182			
AA-0054977		JRG Texas Re	TCA		1,032					28		1,083		1,111			1,111			
AA-0055673		JRGGW RE	TCA		2,040					36		1,658		1,694			1,694			
AA-7770717		JSF and AAF Reinsurance Company, Ltd.	NAT							48				48			48	5,566		
AA-7770715		JSF Reinsurance Company, Ltd.	NAT							25				25			25	7,862		
AA-0057728		JStar Family Reinsurance Company, Ltd.	TCA							0		0		0			0	499		
AA-0058415		Just The Tip Reinsurance, Ltd.	TCA		394					33		534		566			566			
AA-0055007		KAD REINS	TCA		430					7		1,042		1,049			1,049			
AA-0056348		KBH2 Reinsurance Company, Ltd.	TCA							1		10		11			11			
AA-0051101		KING RICHARD REINSURANCE	TCA		98					1		70		72			72			
AA-0058066		KL REINS CO LTD	TCA		961					2		1,537		1,539			1,539			
AA-0052304		KOALA REINSURANCE	TCA							7		83		90			90			
AA-0052518		KRFS	TCA		2,555					51		3,455		3,506			3,506			
AA-0054978		LABYRINTHUS REINS GAP	TCA		1,216					28		3,108		3,137			3,137			
AA-0055337		Lake Creek Reinsurance Company, Ltd.	TCA		1,556					1		960		961			961	1,342		
AA-0059717		Landmark Holdings Reinsurance Company, Ltd.	TCA		163					1		169		169			169			

ANNUAL STATEMENT FOR THE YEAR 2021 OF THE Dealers Assurance Company

SCHEDULE F - PART 3

Ceded Reinsurance as of December 31, Current Year (\$000 Omitted)

1 ID Number	2 NAIC Company Code	3 Name of Reinsurer	4 Domiciliary Jurisdiction	5 Special Code	6 Reinsurance Premiums Ceded	Reinsurance Recoverable On									16 Amount in Dispute included in Column 15	Reinsurance Payable		19 Net Amount Recoverable From Reinsurers Cols. 15 - [17 + 18]	20 Funds Held by Company Under Reinsurance Treaties
						7 Paid Losses	8 Paid LAE	9 Known Case Loss Reserves	10 Known Case LAE Reserves	11 IBNR Loss Reserves	12 IBNR LAE Reserves	13 Unearned Premiums	14 Contingent Commissions	15 Columns 7 through 14 Totals		17 Ceded Balances Payable	18 Other Amounts Due to Reinsurers		
AA-0059386		Larry & Brad Reinsurance Company, Ltd.	TCA		.1					15		181		196			196		
AA-0054093		LAVINA REINSURANCE	TCA		148					.1		35		35			35		
AA-0054997		LBA REINS CO LTD	TCA		354					.1		480		481			481		
AA-0057734		LEE 3 REINS CO LTD	TCA		1,658					.9		2,648		2,658			2,658		
AA-0055717		LEE LEE LEASING REINS CO LTD	TCA							.1		15		16			16		
AA-0057204		Legend Reinsurance Limited	TCA		323					.39		618		656			656	4,722	
AA-0053546		Lews Auto Guard Reinsurance Company, Ltd.	TCA		.7					.1		35		36			36		
AA-0057097		Littles Reinsurance, Ltd.	TCA		27					.3		49		52			52		
AA-0050897		Lots Reassurance Co.	TCA		(2)					.0		279		279			279		
AA-0058085		LSW RIC LTD	TCA							.0		4		4			4		
AA-0059719		LTM RIC LTD	TCA		327					.1		307		308			308		
AA-0057154		Lucerne Reinsurance Company, Ltd.	TCA		11					.10		170		180			180		
AA-0055940		Lucy AD Reinsurance Company, Ltd.	TCA							.0		43		44			44		
AA-0059015		Lundblad Reins Co Ltd	TCA		548					.0		293		293			293		
AA-0057533		LVR REINSURANCE LTD	TCA		451					.12		505		517			517		
AA-0057176		Magic I Reinsurance Company, Ltd.	TCA							.0		30		30			30		
AA-0059625		MAMEAR2.0 Re	TCA		380					.0		294		294			294		
AA-0059940		Mar Vista Reinsurance Company, Ltd.	TCA		191					.4		163		167			167		
AA-0052710		MAT-2009 REINSURANCE LTD.	TCA		2,700					.24		3,338		3,362			3,362		
AA-0052709		MATEBT-2009 REINSURANCE LTD	TCA		1,626					.22		2,642		2,663			2,663		
AA-0052784		MCGRATH POWERSPORTS REINSURAN	TCA							.1		23		24			24		
AA-0056077		Metolius Reinsurance Company, Ltd.	TCA		1,556					.1		960		961			961	1,349	
AA-7770719		MGF Reinsurance Company, Ltd.	NAT							.17		179		196			196	3,359	
AA-0055029		Michaels III Reinsurance Company, Ltd.	TCA							.1		89		90			90		
AA-0056259		MIKE SCARFF 2 REINS CO LTD	TCA							.0		297		298			298		
AA-0058883		Millennium	TCA							.0		178		178			178		
AA-0053396		Mivan Two Reinsurance Company, Ltd.	TCA		1,558					.1		961		962			962	1,341	
AA-0058710		Monster Motors Reinsurance Company, Ltd.	TCA		105					.5		114		119			119		
AA-0055350		MONTROSE REINS CO LTD	TCA		232					.0		79		79			79		
AA-0057253		MPHPS Reinsurance, Ltd.	TCA		37					.2		35		37			37		
AA-0056896		MR ROGERS REINS	TCA		244					.4		429		433			433		
AA-7770718		MSF Reinsurance Company, Ltd.	NAT							.5		127		132			132	133	
AA-0053051		MTJ II Reinsurance Company	TCA							.0		18		18			18		
AA-0052917		MUSCLE CAR REINS CO LTD	TCA		133					.0		151		151			151		
AA-0052061		NCWL	TCA		316					.9		620		629			629		
AA-0053683		NEL-FORD	TCA		1,285					.23		2,718		2,741			2,741		
AA-0055983		NILE AUTO PERF REINS GAP	TCA		502					.11		1,137		1,148			1,148		
AA-0056130		NINETEENTH HOLE REINS	TCA		306					.5		641		647			647		
AA-0052515		NTN	TCA		1,072					.20		2,145		2,165			2,165		
AA-0053374		Nuevo Nios Reinsurance Company, Ltd.	TCA		9					.7		63		70			70		
AA-0057491		NY Palm Tree Reinsurance, Ltd.	TCA							.0		4		4			4	5	
AA-0056839		OA0 REINS CO LTD	TCA		395					.1		855		856			856		
AA-0057645		Ocean Way Reinsurance Company, Ltd.	TCA		.58					.0		55		55			55		
AA-0056517		OFEB RIC LTD	TCA							.4		78		82			82		
AA-0053982		OGM REINS - GAP	TCA		977					.14		1,230		1,244			1,244		
AA-0052743		Old School Reinsurance Company Ltd	TCA							.0		1		1			1		
AA-0055874		Ompen Re Limited	TCA		538					.8		842		850	15		835		
AA-0056897		ONS-SEARCY REINS	TCA		396					.10		1,026		1,036			1,036		
AA-0057645		Paik 100 Reinsurance Company	TCA		.8					.0		8		8			8	8	
AA-7770226		Pallayup River Re	NAT							.2		1,005		1,007			1,007		
AA-7770227		Pallayup Valley	NAT							.2		1,355		1,357			1,357		

ANNUAL STATEMENT FOR THE YEAR 2021 OF THE Dealers Assurance Company

SCHEDULE F - PART 3

Ceded Reinsurance as of December 31, Current Year (\$000 Omitted)

1 ID Number	2 NAIC Company Code	3 Name of Reinsurer	4 Domiciliary Jurisdiction	5 Special Code	6 Reinsurance Premiums Ceded	Reinsurance Recoverable On									16 Amount in Dispute included in Column 15	Reinsurance Payable		19 Net Amount Recoverable From Reinsurers Cols. 15 - [17 + 18]	20 Funds Held by Company Under Reinsurance Treaties
						7 Paid Losses	8 Paid LAE	9 Known Case Loss Reserves	10 Known Case LAE Reserves	11 IBNR Loss Reserves	12 IBNR LAE Reserves	13 Unearned Premiums	14 Contingent Commis- sions	15 Columns 7 through 14 Totals		17 Ceded Balances Payable	18 Other Amounts Due to Reinsurers		
AA-0059491		Pappas Reinsurance Company, Ltd.	TCA		108					7		129		135			135		
AA-0055421		PBL Reinsurance Co Ltd	TCA							1		43		44			44		
AA-0058018		PEARO REINSURANCE COMPANY, LTD	TCA		0					9		197		205			205		
AA-0055006		PENULT REINS	TCA		430					7		1,042		1,049			1,049		
AA-0054419		PIPCO	TCA		117					23		249		272			272		
AA-0053239		Poco Mas Reinsurance Co Ltd	TCA							2		2		2			2	2	
AA-0051506		Poncho (SPLIT Car Pros)	TCA							0		535		535			535		
AA-0055040		POSSUM CREEK REINS - GAP	TCA		1,788					13		2,135		2,148			2,148		
AA-0052174		POWERRIDE REINSURANCE LTD	TCA		241					4		399		404			404		
AA-0059263		Prime Reinsurance Company, Ltd.	TCA		644					42		907		949			949	1,092	
AA-0056019		PRINCESS RETTE-VIC-H-N	TCA							3		185		188			188		
AA-0052861		Pro Caliber Reinsurance Co Ltd	TCA		176					4		366		370			370		
AA-0053132		Professional Automotive Management Reins Co., Ltd.	TCA							5		28		33			33		
AA-0040101		Progressive Insurance Ltd	TCA		642					21		1,829		1,850			1,850		
AA-0059422		Puget Sound Portfolio Reinsurance Company, Ltd.	TCA		132					3		215		218			218		
AA-0054416		Pursch Reinsurance Co., Ltd.	TCA		41					6		69		75			75		
AA-0054625		Quacker Backer Reinsurance Company, Ltd.	TCA		1,556					1		960		961			961	1,341	
AA-0000000		RAGNAR RE LTD	TCA		244					0		105		105			105		
AA-0051866		RANCHFUND REINSURANCE	TCA		161					4		448		452			452		
AA-0052886		Randy Grant Reinsurance Company, Ltd.	TCA		1					5		42		47			47		
AA-0055611		RANGER 1 RIC LTD	TCA		45					0		43		43			43		
AA-0053981		RBE REINS - GAP	TCA		977					14		1,230		1,244			1,244		
AA-0055601		Reid Investments Reinsurance, Ltd.	TCA		14					1		19		20			20		
AA-0055941		ReTodd Reinsurance Company, Ltd.	TCA							0		43		44			44		
AA-0053534		Richard Kay Reinsurance Company, Ltd.	TCA							0		5		5			5		
AA-0059750		Richard Niello	TCA							0		383		383			383		
AA-0056147		RIDERS ASSURANCE II RE,LTD.	TCA							0		0		1			1		
AA-0052705		RIDERS ASSURANCE REINSURANCE	TCA							0		1		1			1		
AA-0052247		Rivergreen Reinsurance Co Ltd	TCA							0		0		0			0		
AA-0057321		RJ INVESTMENTS REINS - GAP	TCA		606					19		1,676		1,694			1,694		
AA-0055806		RJ Kody III	TCA		221					20		731		751	77		674	(43)	
AA-0058161		RM Bates Reinsurance Company, Ltd.	TCA		62					4		82		86			86		
AA-0000000		RMK REINS	NAT		404					3		538		541			541		
AA-0059748		Roger Neillo	TCA							0		383		383			383		
AA-0052444		Roush Reinsurance Company, Ltd.	TCA		43					7		86		93			93		
AA-0056273		Roy Buck Reinsurance, Ltd.	TCA							3		28		31			31		
AA-0055900		RSJ Reinsurance Company, Ltd.	TCA		452					6		1,103		1,109			1,109		
AA-0052900		S&M REINS LTD	TCA		50					1		886		887			887		
AA-0059289		S.N.S.	TCA							0		80		80			80		
AA-6900218		S+J PERFORMANCE LTD	SYC							0		55		55			55		
AA-0057777		SAGE INVESTMENTS REINS CO LTD	TCA		2					2		417		419			419		
AA-0057175		Sail View Reinsurance Company, Ltd.	TCA		5					1		13		13			13		
AA-0054341		San Juan Reinsurance Company, Ltd	TCA		22					3		37		39			39		
AA-0052860		Savage Cars Reinsurance Company, Ltd.	TCA		95					11		176		188			188		
AA-0057989		Seis Vista Reinsurance Company, Ltd.	TCA		238					60		6,369		6,429			6,429		
AA-0057827		SENAK Reinsurance Company, Ltd.	TCA							0		3		3			3		
AA-0059652		SG Re	TCA		1,536					32		1,658		1,690			1,690		
AA-0059653		SGW Re	TCA		1,032					28		1,083		1,111			1,111		
AA-0057403		SGJG REINS	TCA		528					30		2,038		2,068			2,068		

ANNUAL STATEMENT FOR THE YEAR 2021 OF THE Dealers Assurance Company

SCHEDULE F - PART 3

Ceded Reinsurance as of December 31, Current Year (\$000 Omitted)

1 ID Number	2 NAIC Company Code	3 Name of Reinsurer	4 Domiciliary Jurisdiction	5 Special Code	6 Reinsurance Premiums Ceded	Reinsurance Recoverable On									16 Amount in Dispute included in Column 15	Reinsurance Payable		19 Net Amount Recoverable From Reinsurers Cols. 15 - [17 + 18]	20 Funds Held by Company Under Reinsurance Treaties
						7 Paid Losses	8 Paid LAE	9 Known Case Loss Reserves	10 Known Case LAE Reserves	11 IBNR Loss Reserves	12 IBNR LAE Reserves	13 Unearned Premiums	14 Contingent Commis- sions	15 Columns 7 through 14 Totals		17 Ceded Balances Payable	18 Other Amounts Due to Reinsurers		
AA-0054998		SHEENGUS	TCA		543					13		1,145		1,158			1,158		
AA-0054400		Shelby Wayne 2	TCA		514							785		785			785		
AA-0053848		SIC EM Reinsurance Limited	TCA									0		0			0		
AA-0053964		Simba Reinsurance Company, Ltd.	TCA		(2)					2		15		17			17	5	
AA-0051734		Skillkids II Reinsurance Company, Ltd.	TCA		1,556					1		960		961			961	1,342	
AA-0051711		Skillkids Reinsurance Company, Ltd.	TCA		1,556					1		960		961			961	1,340	
AA-0055872		SP Forward Reinsurance Company	TCA		538					8		842		850	15		835		
AA-0055723		Spirit Auto Centers Reinsurance Co Ltd	TCA		0							0		0			0	29	
AA-0058762		SS Auto Reinsurance Company, Ltd.	TCA		264					78		790		868			868		
AA-0055573		STABLES REINS CO LTD	TCA		148					1		452		453			453		
AA-0052696		STERRY STREET	TCA		6					1		64		65			65		
AA-0057620		Stirling Reinsurance Company, Ltd.	TCA		42					1		38		39			39	39	
AA-0058820		Sugar Loaf III Reinsurance, Inc.	TCA		39							33		33			33		
AA-0059594		Sunnyvale Express Reins Ltd	TCA		210					0		99		99			99		
		Supreme Automotive Reinsurance Company, Ltd.	TCA		11					3		19		22			22		
AA-0058914		SUTTON RIC LTD	TCA		42					2		98		100			100		
AA-0055005		SUZART REINS	TCA		430					7		1,042		1,049			1,049		
AA-0057792		SV REINS CO LTD	TCA		680					1		912		913			913		
AA-0059741		T & S FUTURE HOLDINGS REINS CO LTD	TCA		163					1		296		298			298		
AA-0059716		T&K Holdings	TCA							0		140		141			141		
AA-0059836		T.R.S. RE LTD	TCA		44					0		43		43			43		
AA-0058485		T-Ball Reinsurance Company, Ltd.	TCA		3					1		29		30			30	30	
AA-0056485		TGB INVESTMENTS RIC	TCA		188					2		214		217			217		
AA-0057829		The Archibald Reinsurance Company, Ltd.	TCA		654					10		960		970			970		
AA-0057019		THE RDC REINSURANCE COMPANY	TCA		69					0		20		20			20		
AA-0053778		THIRTEEN-TWENTY	TCA		1,053					17		2,152		2,169			2,169		
AA-0057956		THIRTY-A	TCA		1,491					55		4,228		4,283			4,283		
		Thomason Warranty Reinsurance Company, Ltd.	TCA		49					2		45		46			46		
AA-0056465		TOCANTINS REINS GAP	TCA		0					9		672		681			681		
		Total Automotive Reinsurance Company, Ltd.	TCA							0		0		0			0		
AA-0058941		TOWNE AUTO RIC LTD	TCA							9		280		289			289		
AA-0057223		TPKW	TCA		188					4		494		498			498		
AA-3190984		Tricor Re	BMU		21,603					349		27,646		27,995	3,917		24,078		
AA-0059592		Trojan Reinsurance Company, Ltd.	TCA							48		773		821			821		
AA-0056154		TTC II Reinsurance, Limited	TCA		126					14		212		226			226		
AA-0053860		TWENTY TWELVE RE LTD	TCA		43					12		268		280			280		
AA-0056639		Uno Mas Reinsurance Company, Ltd.	TCA		67					11		146		157			157		
AA-0051532		UTTER BROTHERS REINSURANCE CO.	TCA		589					16		2,004		2,020			2,020		
AA-0056361		VALLEY AUBURN RV RIC LTD	TCA							1		12		13			13		
AA-0040209		Valley National Reinsurance Company, Ltd	TCA		418							544		544	212		332		
AA-3194194		Vantage National Re	BMU		2,857					64		3,415		3,478			3,478	9	
AA-0056297		VARGAS RIC LTD	TCA		22					0		17		18			18		
AA-6900304		Vehicle Performance Company, Ltd.	SYC		6							13		13			13		
AA-0052747		VICTORIA	TCA		178					3		450		454			454		
AA-0053299		VII VW REINS CO LTD	TCA		318					1		502		502			502		
AA-0054979		WAPENSHAW REINS GAP	TCA		1,194					22		3,515		3,537			3,537		
AA-0054977		WATERSTONE REINS GAP	TCA		1,194					25		3,759		3,784			3,784		
AA-0057448		WB ENTERPRISES RE	TCA							1		10		10			10		

ANNUAL STATEMENT FOR THE YEAR 2021 OF THE Dealers Assurance Company

SCHEDULE F - PART 3

Ceded Reinsurance as of December 31, Current Year (\$000 Omitted)

1 ID Number	2 NAIC Com- pany Code	3 Name of Reinsurer	4 Domiciliary Jurisdiction	5 Special Code	6 Reinsurance Premiums Ceded	Reinsurance Recoverable On									16 Amount in Dispute included in Column 15	Reinsurance Payable		19 Net Amount Recoverable From Reinsurers Cols. 15 - [17 + 18]	20 Funds Held by Company Under Reinsurance Treaties
						7 Paid Losses	8 Paid LAE	9 Known Case Loss Reserves	10 Known Case LAE Reserves	11 IBNR Loss Reserves	12 IBNR LAE Reserves	13 Unearned Premiums	14 Contingent Commis- sions	15 Columns 7 through 14 Totals		17 Ceded Balances Payable	18 Other Amounts Due to Reinsurers		
AA-0059528		WCFX RIC CO	TCA		135					2		114		115			115		
AA-3774111		Wellington Security International Insurance Co.	BMU		23,190					1,596		28,974		30,570			30,570	28,289	
AA-0053172		WESTGATE AUTO GRP REINS CO LTD	TCA									0		0			0		
AA-0051459		WH-SRCT 3	TCA		2,080							3,122		3,122			3,122		
AA-0059941		Winters Way Reinsurance Company, Ltd.	TCA		191					4		163		167			167		
AA-0052707		WRC-2009 REINSURANCE LTD	TCA		2,791					25		3,508		3,532			3,532		
AA-0052714		WRCMAT-2009 REINSURANCE LTD	TCA		2,307					7		2,520		2,527			2,527		
AA-0053729		WRP-3	TCA		1,700					37		3,565		3,602			3,602		
AA-0054278		Y2K HOLDINGS REINS CO LTD	TCA							0		137		137			137		
AA-0052332		Young Automotive Group Reinsurance Co., Ltd	TCA		538					8		842		850	15		835		
AA-0052415		ZASRIN REINSURANCE	TCA							1		0		1			1		
2699999. Total Unauthorized - Other Non-U.S. Insurers					178,919	0	0	0	0	4,951	0	302,395	0	307,345	0	5,536	0	301,809	74,770
2899999. Total Unauthorized Excluding Protected Cells (Sum of 2299999, 2399999, 2499999, 2599999 and 2699999)					245,399	0	0	0	0	7,392	0	364,184	0	371,575	0	10,671	0	360,905	75,643
3299999. Total Certified - Affiliates - U.S. Non-Pool					0	0	0	0	0	0	0	0	0	0	0	0	0	0	0
3599999. Total Certified - Affiliates - Other (Non-U.S.)					0	0	0	0	0	0	0	0	0	0	0	0	0	0	0
3699999. Total Certified - Affiliates					0	0	0	0	0	0	0	0	0	0	0	0	0	0	0
4299999. Total Certified Excluding Protected Cells (Sum of 3699999, 3799999, 3899999, 3999999 and 4099999)					0	0	0	0	0	0	0	0	0	0	0	0	0	0	0
4699999. Total Reciprocal Jurisdiction - Affiliates - U.S. Non-Pool					0	0	0	0	0	0	0	0	0	0	0	0	0	0	0
4999999. Total Reciprocal Jurisdiction - Affiliates - Other (Non-U.S.)					0	0	0	0	0	0	0	0	0	0	0	0	0	0	0
5099999. Total Reciprocal Jurisdiction - Affiliates					0	0	0	0	0	0	0	0	0	0	0	0	0	0	0
5699999. Total Reciprocal Jurisdiction Excluding Protected Cells (Sum of 5099999, 5199999, 5299999, 5399999 and 5499999)					0	0	0	0	0	0	0	0	0	0	0	0	0	0	0
5799999. Total Authorized, Unauthorized, Reciprocal Jurisdiction and Certified Excluding Protected Cells (Sum of 1499999, 2899999, 4299999 and 5699999)					246,027	0	0	0	0	7,393	0	365,544	0	372,937	0	10,712	0	362,225	75,643
5899999. Total Protected Cells (Sum of 1399999, 2799999, 4199999 and 5599999)					0	0	0	0	0	0	0	0	0	0	0	0	0	0	0
9999999 Totals					246,027	0	0	0	0	7,393	0	365,544	0	372,937	0	10,712	0	362,225	75,643

ANNUAL STATEMENT FOR THE YEAR 2021 OF THE Dealers Assurance Company

SCHEDULE F - PART 3 (Continued)

Ceded Reinsurance as of December 31, Current Year (\$000 Omitted)
(Credit Risk)

ID Number From Col. 1	Name of Reinsurer From Col. 3	Collateral				25 Total Funds Held, Payables & Collateral	26 Net Recoverable Net of Funds Held & Collateral	27 Applicable Sch. F Penalty (Col. 78)	Ceded Reinsurance Credit Risk								
		21 Multiple Beneficiary Trusts	22 Letters of Credit	23 Issuing or Confirming Bank Reference Number	24 Single Beneficiary Trusts & Other Allowable Collateral				28 Total Amount Recoverable from Reinsurers Less Penalty (Cols. 15-27)	29 Stressed Recoverable (Col. 28 * 120%)	30 Reinsurance Payable & Funds Held (Cols. 17+18+20; but not in excess of Col. 29)	31 Stressed Net Recoverable (Cols. 29-30)	32 Total Collateral (Cols. 21+22 + 24, not in Excess of Col. 31)	33 Stressed Net Recoverable Net of Collateral Offsets (Cols. 31-32)	34 Reinsurer Designation Equivalent	35 Credit Risk on Collateralized Recoverables (Col. 32 * Factor Applicable to Reinsurer Designation Equivalent in Col. 34)	36 Credit Risk on Un-collateralized Recoverables (Col. 33 * Factor Applicable to Reinsurer Designation Equivalent in Col. 34)
0499999	Total Authorized - Affiliates - U.S. Non-Pool	0	0	XXX	0	0	0	XXX	XXX	XXX	XXX	XXX	XXX	XXX	XXX	XXX	
0799999	Total Authorized - Affiliates - Other (Non-U.S.)	0	0	XXX	0	0	0	0	0	0	0	0	0	0	XXX	0	
0899999	Total Authorized - Affiliates	0	0	XXX	0	0	0	0	0	0	0	0	0	0	XXX	0	
59-1673015	Bankers Insurance Co.					42	1,158	0	1,200	1,439	42	1,398	0	1,398	5	99	
43-1754760	Lyndon Southern Insurance Company					0	163	0	163	195	0	195	0	195	4	10	
0999999	Total Authorized - Other U.S. Unaffiliated Insurers	0	0	XXX	0	42	1,320	0	1,362	1,634	42	1,593	0	1,593	XXX	110	
1499999	Total Authorized Excluding Protected Cells (Sum of 0899999, 0999999, 1099999, 1199999 and 1299999)	0	0	XXX	0	42	1,320	0	1,362	1,634	42	1,593	0	1,593	XXX	110	
1899999	Total Unauthorized - Affiliates - U.S. Non-Pool	0	0	XXX	0	0	0	0	XXX	XXX	XXX	XXX	XXX	XXX	XXX	XXX	
AA-0052149	American Colonial REINS CO LTD				1,135	442	0	0	442	531	14	517	517	0	6	26	
AA-0052072	IAI				9,856	4,439	0	0	4,439	5,327	5,327	0	0	0	6	0	
AA-0054388	Three Diamonds Reinsurance Co Ltd				3,301	2,744	0	0	2,744	3,292	(2)	3,295	3,295	0	6	165	
2099999	Total Unauthorized - Affiliates - Other (Non-U.S.) - Other	0	0	XXX	14,292	7,625	0	0	7,625	9,150	5,338	3,811	3,811	0	XXX	191	
2199999	Total Unauthorized - Affiliates - Other (Non-U.S.)	0	0	XXX	14,292	7,625	0	0	7,625	9,150	5,338	3,811	3,811	0	XXX	191	
2299999	Total Unauthorized - Affiliates	0	0	XXX	14,292	7,625	0	0	7,625	9,150	5,338	3,811	3,811	0	XXX	191	
81-0680054	Allied Guaranty Insurance Company				183	148	0	0	148	178	0	178	178	0	6	9	
82-3695915	HFT Re				12	12	0	0	12	14	0	14	14	0	6	0	
82-4219627	UNITED STATES DEALER REINS CO LLC				220	102	0	0	102	122	0	122	122	0	6	6	
26-3683841	VSC RE, Inc.				62,480	56,343	0	0	56,343	67,612	0	67,612	62,480	5,132	6	3,124	
2399999	Total Unauthorized - Other U.S. Unaffiliated Insurers	0	0	XXX	62,883	56,605	0	0	56,605	67,926	14	67,912	62,780	5,132	XXX	3,139	
AA-0057923	3TG				12,982	12,934	0	0	12,934	15,521	40	15,482	12,982	2,500	6	649	
AA-0055138	42 TIGER RIC LTD				130	14	0	0	14	17	0	17	17	0	6	1	
AA-0052989	4SPOKE CAPITAL REINS CO LTD				47	34	0	0	34	41	0	41	41	0	6	2	
AA-0058290	922 Reinsurance Company, Ltd.				1,082	593	0	0	593	711	0	711	711	0	6	36	
AA-0058290	922 Reinsurance Company, Ltd.				525	523	0	0	523	628	0	628	525	103	6	26	
AA-0054516	A & H Insurance Co Ltd		1,000	0001	407	0	0	0	407	489	0	489	489	0	6	24	
AA-0058176	A Ford Able Reinsurance Company, Ltd.				1,306	155	0	0	155	186	0	186	186	0	6	9	
AA-7770162	ADAR Reins Co Inc				1,589	1,109	0	0	1,109	1,330	0	1,330	1,330	0	6	67	
AA-0059492	Agents Management Group Reinsurance Company, Ltd.				200	1	0	0	1	1	0	1	1	0	6	0	
AA-0054644	Agnes Re				1,274	1,273	0	0	1,273	1,528	0	1,528	1,274	254	6	64	
AA-0055467	AJH REINSURANCE LTD				98	2	0	0	2	3	0	3	3	0	6	0	
AA-0054507	Alexandria Grey Reinsurance Co.				609	16	0	0	16	19	0	19	19	0	6	1	
AA-0059387	All Roads Reinsurance Company, Ltd.				1,447	471	0	0	471	565	0	565	565	0	6	28	
AA-0053877	All Star Reinsurance Company, Ltd.				1,656	204	0	0	204	245	0	245	245	0	6	12	
AA-0054958	AMAZON REINS GAP				1,245	1,127	0	0	1,127	1,353	0	1,353	1,245	107	6	62	
AA-0052582	Ameral Reinsurance Co Ltd				37	0	0	0	0	0	0	0	0	0	6	0	
AA-0057549	AMYKAKES 2 REINS CO LTD				225	55	0	0	55	66	0	66	66	0	6	3	
AA-0058078	Anarchy Reinsurance Company, Ltd.				158	144	0	0	144	173	0	173	158	15	6	8	
AA-0053977	ANG REINS -GAP				2,559	1,244	0	0	1,244	1,493	0	1,493	1,493	0	6	75	
AA-0055261	APA III Reinsurance, Ltd.				226	11	0	0	11	13	0	13	13	0	6	1	
AA-3190859	ARIA REINSURANCE				140	12	0	0	12	14	0	14	14	0	6	1	
AA-0051583	ARKLATEX				45	3	0	0	3	4	0	4	4	0	6	0	

ANNUAL STATEMENT FOR THE YEAR 2021 OF THE Dealers Assurance Company

SCHEDULE F - PART 3 (Continued)

Ceded Reinsurance as of December 31, Current Year (\$000 Omitted)
(Credit Risk)

ID Number From Col. 1	Name of Reinsurer From Col. 3	Collateral				25 Total Funds Held, Payables & Collateral	26 Net Recoverable Net of Funds Held & Collateral	27 Applicable Sch. F Penalty (Col. 78)	Ceded Reinsurance Credit Risk								
		21 Multiple Beneficiary Trusts	22 Letters of Credit	23 Issuing or Confirming Bank Reference Number	24 Single Beneficiary Trusts & Other Allowable Collateral				28 Total Amount Recoverable from Reinsurers Less Penalty (Cols. 15-27)	29 Stressed Recoverable (Col. 28 * 120%)	30 Reinsurance Payable & Funds Held (Cols. 17+18+20; but not in excess of Col. 29)	31 Stressed Net Recoverable (Cols. 29-30)	32 Total Collateral (Cols. 21+22 + 24, not in Excess of Col. 31)	33 Stressed Net Recoverable Net of Collateral Offsets (Cols. 31-32)	34 Reinsurer Designation Equivalent	35 Credit Risk on Collateralized Recoverables (Col. 32 * Factor Applicable to Reinsurer Designation Equivalent in Col. 34)	36 Credit Risk on Un-collateralized Recoverables (Col. 33 * Factor Applicable to Reinsurer Designation Equivalent in Col. 34)
AA-0056614	Askins Reinsurance Company, Ltd.				3,158	294	0	294	353	0	353	353	0	6	18	0	
AA-0053533	AUTO BLOCK RIC LTD				165	54	0	54	65	0	65	65	0	6	3	0	
AA-0055491	Auto Dealer Solutions Reinsurance Co., Ltd.				554	1	0	1	1	0	1	1	0	6	0	0	
AA-0057713	Auto Shield Texas Reinsurance Company, Ltd.				2,114	22	0	22	27	0	27	27	0	6	1	0	
AA-0058940	Autosbyzack Reinsurance Company, Ltd.				578	1	0	1	1	0	1	1	0	6	0	0	
AA-0054186	AUTO-TEX				405	100	0	100	120	0	120	120	0	6	6	0	
AA-0054661	AUTO-TEX I				348	182	0	182	218	0	218	218	0	6	11	0	
AA-0054662	AUTO-TEX II				1,089	526	0	526	632	0	632	632	0	6	32	0	
AA-0058284	Awesome Warranties Reinsurance Company, Ltd.				1,070	95	0	95	114	0	114	114	0	6	6	0	
AA-0055916	Barbera Autoland Reinsurance, Ltd.				79	27	0	27	33	0	33	33	0	6	2	0	
AA-0051714	BARHAM GROUP REINSURANCE				565	554	0	554	664	0	664	565	99	6	28	14	
AA-0059262	Bazi Corporation Reinsurance Company, Ltd.				698	83	0	83	99	0	99	99	0	6	5	0	
AA-6900146	BBD REINS				1,682	82	0	82	98	2	97	97	0	6	5	0	
AA-0057130	BBS RE				1	1	0	1	1	0	1	1	0	6	0	0	
AA-7770011	BEAST MODE RE				74	59	0	59	71	0	71	71	0	6	4	0	
AA-0052777	Beaumont Re				1,324	555	0	555	666	0	666	666	0	6	33	0	
AA-0055574	BEDFORD REINS CO LTD		300	0002	181	193	0	193	232	0	232	232	0	6	12	0	
AA-7770777	BEG Reinsurance Company Inc.				19	19	0	19	22	22	0	0	0	6	0	0	
AA-0053798	Ben Mark & Co. Reinsurance Company, Ltd.				806	7	0	7	9	0	9	9	0	6	0	0	
AA-0057475	BFJ RIC LTD				664	187	0	187	224	0	224	224	0	6	11	0	
AA-3190967	BIG RED REINSURANCE, LTD.				414	20	0	20	24	0	24	24	0	6	1	0	
AA-0057152	Big Sarasota Pass Reinsurance Company, Ltd.				1,407	180	0	180	216	0	216	216	0	6	11	0	
AA-0057793	BKRAD040				5,531	5,529	0	5,529	6,635	17	6,618	5,531	1,087	6	277	152	
AA-0053278	BLC Reinsurance Co., Ltd.				6	7	0	7	8	1	7	6	1	6	0	0	
AA-0051557	Blue Moon Reinsurance Co., Ltd				297	14	0	14	16	0	16	16	0	6	1	0	
AA-0058710	Blue Rhino Dre 1 Reinsurance Ltd.				365	22	0	22	27	0	27	27	0	6	1	0	
AA-0055535	BMR-2013 REINSURANCE, LTD.				610	534	0	534	641	0	641	610	31	6	31	4	
AA-0059273	BORK REINS LTD				309	306	0	306	367	0	367	309	58	6	15	8	
AA-0051261	BOYLAND GRP REINS CO LTD				115	0	0	0	0	0	0	0	0	6	0	0	
AA-0053005	Brent Brown Reinsurance Company, Inc.				7	7	0	7	8	7	1	0	1	6	0	0	
AA-0057225	Broken Arrow Reinsurance Co., Ltd.				2,224	288	0	288	346	0	346	346	0	6	17	0	
AA-0057226	Broken Bow Reinsurance Co., Ltd.				2,200	288	0	288	346	0	346	346	0	6	17	0	
AA-0052438	Brookmont Capital Holding Reinsurance Company, Ltd				1,276	6	0	6	8	0	8	8	0	6	0	0	
AA-0053914	Buccaneer Reinsurance Company Ltd				6,466	24	0	24	29	0	29	29	0	6	1	0	
AA-0056638	Buckshots Reinsurance Company, Ltd.				961	140	0	140	168	1,154	0	0	0	6	0	0	
AA-0056344	BW Reinsurance Company, Ltd.				408	176	0	176	211	0	211	211	0	6	11	0	
AA-0000000	BYRIDER-SAN ANTONIO TX		760	0004	730	0	0	730	876	0	876	760	116	6	38	16	
AA-3610432	C BROUDY				141	140	0	140	168	0	168	141	27	6	7	4	
AA-0053888	C E B REINS CO LTD				15,822	15,774	0	15,774	18,929	0	18,929	15,822	3,107	6	791	435	
AA-0052056	Cabo Reinsurance Co Ltd				176	193	0	193	232	18	215	176	39	6	9	5	
AA-0057676	CANDIOTTA REINS CO II LTD				188	137	0	137	164	0	164	164	0	6	8	0	
AA-0053641	CANDIOTTA REINS CO LTD				26	25	0	25	30	0	30	26	5	6	1	1	
AA-0059040	CAP Auto Reinsurance Company, Ltd.				1,250	151	0	151	181	0	181	181	0	6	9	0	
AA-0055135	CAPFAM RE				176	161	0	161	194	0	194	176	18	6	9	3	

ANNUAL STATEMENT FOR THE YEAR 2021 OF THE Dealers Assurance Company

SCHEDULE F - PART 3 (Continued)

Ceded Reinsurance as of December 31, Current Year (\$000 Omitted)
(Credit Risk)

ID Number From Col. 1	Name of Reinsurer From Col. 3	Collateral				25 Total Funds Held, Payables & Collateral	26 Net Recoverable Net of Funds Held & Collateral	27 Applicable Sch. F Penalty (Col. 78)	Ceded Reinsurance Credit Risk								
		21 Multiple Beneficiary Trusts	22 Letters of Credit	23 Issuing or Confirming Bank Reference Number	24 Single Beneficiary Trusts & Other Allowable Collateral				28 Total Amount Recoverable from Reinsurers Less Penalty (Cols. 15-27)	29 Stressed Recoverable (Col. 28 * 120%)	30 Reinsurance Payable & Funds Held (Cols. 17+18+20; but not in excess of Col. 29)	31 Stressed Net Recoverable (Cols. 29-30)	32 Total Collateral (Cols. 21+22 + 24, not in Excess of Col. 31)	33 Stressed Net Recoverable Net of Collateral Offsets (Cols. 31-32)	34 Reinsurer Designation Equivalent	35 Credit Risk on Collateralized Recoverables (Col. 32 * Factor Applicable to Reinsurer Designation Equivalent in Col. 34)	36 Credit Risk on Un-collateralized Recoverables (Col. 33 * Factor Applicable to Reinsurer Designation Equivalent in Col. 34)
AA-000000	CCF Reinsurance Co				529	.87	0	.87	.105	0	.105	.105	.0	6.	.5	.0	
AA-0054860	CDM REINSURANCE				963	.963	0	963	1,156	0	1,156	963	.192	6.	.48	.27	
AA-0056519	CDP RE				119	.27	0	27	.32	0	.32	.32	.0	6.	.2	.0	
AA-0057457	CGBS REINS				.3	.0	0	.3	.4	4	.0	.0	.0	6.	.0	.0	
AA-0059649	CGW REINS LTD				298	.298	0	298	.357	0	.357	.298	.59	6.	.15	.8	
AA-0053661	CHAPS				955	.796	0	796	.956	0	.956	.955	.1	6.	.48	.0	
AA-0057717	Chesapeake Family Reinsurance Company, Ltd.				.1	.0	0	.1	.1	1	.0	.0	.0	6.	.0	.0	
AA-0052396	CHEVALIER				602	.357	0	357	.429	0	.429	.429	.0	6.	.21	.0	
AA-6900286	Chisholm Trail Re				.82	.5	0	.5	.6	0	.6	.6	.0	6.	.0	.0	
AA-0052068	CHOPPER REINSURANCE				0	.0	0	0	.0	0	.0	.0	.0	6.	.0	.0	
AA-0054875	CHRISTENSEN 3 REINS CO LTD				.113	.80	0	.80	.96	0	.96	.96	.0	6.	.5	.0	
AA-0056351	Cinco Vista Reinsurance Company, Ltd.				1,294	.788	0	788	.945	0	.945	.945	.0	6.	.47	.0	
AA-6900000	Circle R Holdings Product Co				.63	.0	0	.63	.76	.65	.11	.0	.11	6.	.0	.2	
AA-0057227	Circle T Reinsurance Co., Ltd.				1,612	.296	0	296	.355	0	.355	.355	.0	6.	.18	.0	
AA-0058261	CJB REINSURANCE, LTD				507	.43	0	.43	.52	0	.52	.52	.0	6.	.3	.0	
AA-0053225	Claremont Capital Reinsurance, Ltd				246	.216	0	216	.259	0	.259	.246	.13	6.	.12	.2	
AA-0056335	CLAYTON MARKETING REINS CO LTD				592	.426	0	426	.511	0	.511	.511	.0	6.	.26	.0	
AA-0055601	Closest to the Dealership Reinsurance Company, Inc					.360	0	.360	.431	.431	.0	.0	.0	6.	.0	.0	
AA-0055932	CMFR RE				516	.40	0	.40	.48	0	.48	.48	.0	6.	.2	.0	
AA-0056913	CNET Reinsurance Company, Ltd.				1,937	.363	0	363	.436	0	.436	.436	.0	6.	.22	.0	
AA-0052742	Coalition Reinsurance Co Ltd				533	.75	0	.75	.90	0	.90	.90	.0	6.	.5	.0	
AA-0056821	Coastal Empire Reinsurance Co Ltd				336	.119	0	.119	.142	.6	.136	.136	.0	6.	.7	.0	
AA-0059935	Coconut Bayou Reinsurance Company, Ltd.				1,734	.167	0	.167	.200	0	.200	.200	.0	6.	.10	.0	
AA-0057828	Colozzi Reinsurance Company, Ltd.				982	.97	0	.97	.117	0	.117	.117	.0	6.	.6	.0	
AA-0057619	Commercial Reinsurance Company, Ltd.				236	.55	0	.55	.66	0	.66	.66	.0	6.	.3	.0	
AA-0055077	Committed Reinsurance				222	.76	0	.76	.91	0	.91	.91	.0	6.	.5	.0	
AA-0057153	Compass Rose Reinsurance Company, Ltd.				1,587	.180	0	.180	.216	0	.216	.216	.0	6.	.11	.0	
AA-0057999	CONTINENTAL MOTORS REINS CO LTD				1,211	.815	0	815	.978	0	.978	.978	.0	6.	.49	.0	
AA-0053597	CORNERED REINS LTD				.1	.1	0	.1	.1	0	.1	.1	.0	6.	.0	.0	
AA-0059388	Credence Reinsurance Company, Ltd.				1,450	.471	0	471	.565	0	.565	.565	.0	6.	.28	.0	
AA-0055995	CSCI Reinsurance Co, Ltd.				.9	.0	0	.9	.11	.11	.0	.0	.0	6.	.0	.0	
AA-0054856	D.C.E.B.				5,070	.586	0	586	.703	0	.703	.703	.0	6.	.35	.0	
AA-0057739	Dahl Automotive Reinsurance Limited				2,585	.410	0	410	.492	0	.492	.492	.0	6.	.25	.0	
AA-0056961	Danielle Chase Reinsurance Company, Ltd.				4,739	.573	0	573	.687	0	.687	.687	.0	6.	.34	.0	
AA-0053775	DANTAM REINS CO LTD				726	.573	0	573	.688	0	.688	.688	.0	6.	.34	.0	
AA-0052670	Davenport Capitol Reinsurance Co Ltd				490	.14	0	.14	.17	0	.17	.17	.0	6.	.1	.0	
AA-0053052	David H. Edwards Reinsurance Company, Ltd				1,393	.235	0	235	.282	0	.282	.282	.0	6.	.14	.0	
AA-0059749	David Niello				477	.384	0	384	.460	0	.460	.460	.0	6.	.23	.0	
AA-0052029	DBG REINS CO LTD				1,376	.481	0	481	.577	0	.577	.577	.0	6.	.29	.0	
AA-7770775	DCK Automotive Holdings Reinsurance Company Inc.				.84	.0	0	.84	.101	.101	.0	.0	.0	6.	.0	.0	
AA-0053540	Deacon1 Reinsurance Company Ltd				2,128	.120	0	120	.144	0	.144	.144	.0	6.	.7	.0	
AA-0053547	Deacon2 Reinsurance Company Ltd				2,127	.120	0	120	.144	0	.144	.144	.0	6.	.7	.0	
AA-0055589	Deacon3 Reinsurance Company, Ltd.				2,288	.124	0	124	.149	0	.149	.149	.0	6.	.7	.0	
AA-0059272	DEL Reinsurance Ltd				.33	.33	0	.33	.39	0	.39	.33	.7	6.	.2	.1	

ANNUAL STATEMENT FOR THE YEAR 2021 OF THE Dealers Assurance Company

SCHEDULE F - PART 3 (Continued)

Ceded Reinsurance as of December 31, Current Year (\$000 Omitted)
(Credit Risk)

ID Number From Col. 1	Name of Reinsurer From Col. 3	Collateral				25	26	27	Ceded Reinsurance Credit Risk								
		21	22	23	24				28	29	30	31	32	33	34	35	36
		Multiple Beneficiary Trusts	Letters of Credit	Issuing or Confirming Bank Reference Number	Single Beneficiary Trusts & Other Allowable Collateral	Total Funds Held, Payables & Collateral	Net Recoverable Net of Funds Held & Collateral	Applicable Sch. F Penalty (Col. 78)	Total Amount Recoverable from Reinsurers Less Penalty (Cols. 15-27)	Stressed Recoverable (Col. 28 * 120%)	Reinsurance Payable & Funds Held (Cols. 17+18+20; but not in excess of Col. 29)	Stressed Net Recoverable (Cols. 29-30)	Total Collateral (Cols. 21+22 + 24, not in Excess of Col. 31)	Stressed Net Recoverable Net of Collateral Offsets (Cols. 31-32)	Reinsurer Designation Equivalent	Credit Risk on Collateralized Recoverables (Col. 32 * Factor Applicable to Reinsurer Designation Equivalent in Col. 34)	Credit Risk on Un-collateralized Recoverables (Col. 33 * Factor Applicable to Reinsurer Designation Equivalent in Col. 34)
AA-0056916	Del Silver Reinsurance, Ltd.				141	4	0	0	4	5	0	5	5	0	6	0	0
AA-0056076	Deschutes Reinsurance Company, Ltd.				961	961	0	0	961	1,154	1,154	0	0	0	6	0	0
AA-7770776	DFV Reinsurance Company, Inc.				1	1	0	0	1	1	1	0	0	0	6	0	0
AA-0054035	DINS-ZEVEN WESTERN REINS LTD				557	401	0	0	401	481	0	481	481	0	6	24	0
AA-0057996	Diverse Offerings Reinsurance, Ltd.				6,779	2,770	0	0	2,770	3,324	0	3,324	3,324	0	6	166	0
AA-0055576	DJRR REINS CO LTD				299	193	0	0	193	232	0	232	232	0	6	12	0
AA-0059569	DK BLACKSMITH RIC LTD				274	273	0	0	273	328	0	328	274	54	6	14	8
AA-0058944	Double Down Reinsurance Company, Ltd.				181	157	0	0	157	189	0	189	181	7	6	9	1
AA-0053005	DRAM Assured Reinsurance Limited				14	14	0	0	14	17	15	2	0	2	6	0	0
AA-0058058	Dream Reinsurance Company, Ltd.				777	119	0	0	119	143	0	143	143	0	6	7	0
AA-0056346	Drive Away Confident Reinsurance Co., Ltd.				81	81	0	0	81	98	98	0	0	0	6	0	0
AA-0053849	Drive Reinsurance Limited				62	3	0	0	3	3	0	3	3	0	6	0	0
AA-0053847	DRW Reinsurance Limited				10	0	0	0	0	0	0	0	0	0	6	0	0
AA-0051917	Duck Dudes Reinsurance Company, Ltd.				961	961	0	0	961	1,154	1,154	0	0	0	6	0	0
AA-0057338	DUFFY				1,011	843	0	0	843	1,012	0	1,012	1,011	1	6	51	0
AA-0059688	DWS Reinsurance Company, Ltd.				37	3	0	0	3	3	0	3	3	0	6	0	0
AA-0057486	EAI REINS				45	23	0	0	23	27	0	27	27	0	6	1	0
AA-0057129	EHA Autoguard Reinsurance Limited				146	34	0	0	34	41	0	41	41	0	6	2	0
AA-0054996	EJB REINS				1,432	1,049	0	0	1,049	1,259	0	1,259	1,259	0	6	63	0
AA-0059385	Elite Auto Reinsurance Company, Ltd.				31	1	0	0	1	2	0	2	2	0	6	0	0
AA-3191381	EMERALD BAY REINSURANCE				285	176	0	0	176	211	0	211	211	0	6	11	0
AA-0055933	ERIC C GERHARDT RE				601	1	0	0	1	1	0	1	1	0	6	0	0
AA-0055724	ET Renisurance Co				318	317	0	0	317	381	0	381	318	63	6	16	9
AA-0059656	Exclusive Reinsurance Company, Ltd.				494	24	0	0	24	29	0	29	29	0	6	1	0
AA-0059482	FERRIS RIC LTD				3	2	0	0	2	3	0	3	3	0	6	0	0
AA-7770332	FIRST COUSINS RIC LTD				225	113	0	0	113	135	0	135	135	0	6	7	0
AA-0051611	Five Star I Reinsurance Company LTD				3,674	3,055	0	0	3,055	3,666	245	3,421	3,421	0	6	171	0
AA-0051613	Five Star II Reinsurance Company LTD				3,426	3,054	0	0	3,054	3,665	245	3,420	3,420	0	6	171	0
AA-0051611	Five Star III Reinsurance Company LTD				3,425	3,054	0	0	3,054	3,665	245	3,420	3,420	0	6	171	0
AA-0058504	FNA Holdings Reinsurance Company, Ltd.				239	158	0	0	158	189	0	189	189	0	6	9	0
AA-0056347	Forrester II Reinsurance Company, Ltd.				2	0	0	0	0	0	0	0	0	0	6	0	0
AA-0055249	FTAK RE				108	107	0	0	107	129	0	129	108	21	6	5	3
AA-0057439	Fun Funds Reinsurance Company, Ltd.				11	10	0	0	10	12	0	12	11	1	6	1	0
AA-7770645	Furnishings Care of FL				393	306	0	0	306	367	367	0	0	0	6	0	0
AA-0054899	G3 RE				1	0	0	0	0	0	0	0	0	0	6	0	0
AA-0055875	G4 Forward Reinsurance Company, Ltd				1,226	850	0	0	850	1,020	15	1,005	1,005	0	6	50	0
AA-0056090	G5 Forward Reinsurance Company, Ltd				1,226	850	0	0	850	1,020	15	1,005	1,005	0	6	50	0
AA-0056091	G6 Forward Reinsurance Company, Ltd				1,229	849	0	0	849	1,019	15	1,004	1,004	0	6	50	0
AA-0056553	G7 Forward Reinsurance Company, Ltd				1,229	849	0	0	849	1,019	15	1,004	1,004	0	6	50	0
AA-0056887	G8 Forward Reinsurance Company, Ltd				1,226	850	0	0	850	1,020	15	1,005	1,005	0	6	50	0
AA-0058065	GACDJ Re				50	50	0	0	50	60	60	0	0	0	6	0	0
AA-0054981	GALACTICA REINS GAP				5,948	4,937	0	0	4,937	5,924	0	5,924	5,924	0	6	296	0
AA-0054112	GEO LIFE INSURANCE CO LTD				2,571	2,571	0	0	2,571	3,085	0	3,085	2,571	514	6	129	72
AA-0051297	Glacier Reinsurance Company, Ltd.				779	652	0	0	652	782	0	782	779	3	6	39	0

ANNUAL STATEMENT FOR THE YEAR 2021 OF THE Dealers Assurance Company

SCHEDULE F - PART 3 (Continued)

Ceded Reinsurance as of December 31, Current Year (\$000 Omitted)
(Credit Risk)

ID Number From Col. 1	Name of Reinsurer From Col. 3	Collateral				25 Total Funds Held, Payables & Collateral	26 Net Recoverable Net of Funds Held & Collateral	27 Applicable Sch. F Penalty (Col. 78)	Ceded Reinsurance Credit Risk								
		21 Multiple Beneficiary Trusts	22 Letters of Credit	23 Issuing or Confirming Bank Reference Number	24 Single Beneficiary Trusts & Other Allowable Collateral				28 Total Amount Recoverable from Reinsurers Less Penalty (Cols. 15-27)	29 Stressed Recoverable (Col. 28 * 120%)	30 Reinsurance Payable & Funds Held (Cols. 17+18+20; but not in excess of Col. 29)	31 Stressed Net Recoverable (Cols. 29-30)	32 Total Collateral (Cols. 21+22 + 24, not in Excess of Col. 31)	33 Stressed Net Recoverable Net of Collateral Offsets (Cols. 31-32)	34 Reinsurer Designation Equivalent	35 Credit Risk on Collateralized Recoverables (Col. 32 * Factor Applicable to Reinsurer Designation Equivalent in Col. 34)	36 Credit Risk on Un-collateralized Recoverables (Col. 33 * Factor Applicable to Reinsurer Designation Equivalent in Col. 34)
AA-0058606	Glick Holdings				262	223	0	223	268	0	268	268	6	6	13	1	
AA-0053223	Global Capital Reinsurance Co				49	42	0	42	50	0	50	49	2	6	2	0	
AA-0057721	Global Protection Reinsurance Company, Ltd.				983	18	0	18	21	0	21	21	0	6	1	0	
AA-0052313	GMAY				20	2	0	2	2	0	2	2	0	6	0	0	
AA-7770716	Go Blue Reinsurance Company, Ltd.					25	0	25	31	31	0	0	0	6	0	0	
AA-0057722	Golf East Reinsurance Company, Ltd.					1	0	1	1	1	0	0	0	6	0	0	
AA-0055936	GOVERO RE				178	33	0	33	40	0	40	40	0	6	2	0	
AA-0055936	Govero Reinsurance Ltd				179	7	0	7	9	0	9	9	0	6	0	0	
AA-0055329	Grace 531 Reinsurance Company, Ltd.				87	15	0	15	18	0	18	18	0	6	1	0	
AA-0056688	GRAND SPORT REINS CO LTD				361	172	0	172	206	0	206	206	0	6	10	0	
AA-0057633	Great American Reinsurance Company				236	55	0	55	66	0	66	66	0	6	3	0	
AA-0057723	Greater Charlotte Reinsurance Company, Ltd.					1	0	1	1	1	0	0	0	6	0	0	
AA-0058943	GSDS Reinsurance Company, Ltd.				255	22	0	22	27	0	27	27	0	6	1	0	
AA-0058055	Guybo Reinsurance Company, Ltd.				460	373	0	373	448	0	448	448	0	6	22	0	
AA-0055644	H and J Auto Group Reinsurance Company, Ltd.				76	17	0	17	21	0	21	21	0	6	1	0	
AA-0055785	Hall's Warranty Reinsurance Ltd				1,249	136	0	136	164	0	164	164	0	6	8	0	
AA-0059303	HANALEI BAY REINS COMPANY LTD				122	94	0	94	113	0	113	113	0	6	6	0	
AA-0059694	Harding Auto Group Reinsurance Company, Ltd.				775	7	0	7	8	0	8	8	0	6	0	0	
AA-0057419	Harpwell Reinsurance Company, Ltd.				280	19	0	19	23	0	23	23	0	6	1	0	
AA-0053863	HDZT				905	769	0	769	923	0	923	905	18	6	45	2	
AA-0058158	Heavenly Reinsurance Company, Ltd.				1,447	1,169	0	1,169	1,403	0	1,403	1,403	0	6	70	0	
AA-0051491	HERMAN INVESTMENTS REINS CO LTD				1,211	421	0	421	506	0	506	506	0	6	25	0	
AA-0057633	Heritage Reinsurance Company Ltd.					27	0	27	32	28	4	0	4	6	0	1	
AA-0057329	HIKARU				471	417	0	417	500	0	500	471	29	6	24	4	
AA-0056895	HILT 550 REINS CO LTD				609	297	0	297	356	0	356	356	0	6	18	0	
AA-0052117	HONDAY				496	409	0	409	491	0	491	491	0	6	25	0	
AA-0057174	HR Auto Motors Reinsurance Company, Ltd.				217	12	0	12	14	0	14	14	0	6	1	0	
AA-0056515	HUGE RIC LTD				689	210	0	210	251	0	251	251	0	6	13	0	
AA-0053052	Huzzah Reinsurance Company, Ltd.					58	0	58	70	59	11	0	11	6	0	2	
AA-3191198	IECD				14,180	10,758	0	10,758	12,910	0	12,910	12,910	0	6	645	0	
AA-0053388	IKEGAMI PARTNERS REINS CO LTD				3,206	138	0	138	165	0	165	165	0	6	8	0	
AA-0058695	IN8				315	269	0	269	323	0	323	315	7	6	16	1	
AA-0056669	INDMET-2015				1,365	1,365	0	1,365	1,638	0	1,638	1,365	272	6	68	38	
AA-0057212	INDMET2-2015				1,364	1,364	0	1,364	1,637	0	1,637	1,364	272	6	68	38	
AA-0059447	Isaac Reinsurance Company, Ltd.				105	13	0	13	15	0	15	15	0	6	1	0	
AA-0050354	J&H Reinsurance Company, Ltd.				268	188	0	188	225	0	225	225	0	6	11	0	
AA-0055157	Jason Hannah Reinsurance Limited				5,173	3,438	0	3,438	4,125	0	4,125	4,125	0	6	206	0	
AA-0055158	Jason Jennifer Hannah Reinsurance Limited				5,330	3,542	0	3,542	4,250	0	4,250	4,250	0	6	213	0	
AA-0057444	JCW MCGHEE RE				6,410	24	0	24	28	0	28	28	0	6	1	0	
AA-0057662	JEB RIC LTD				895	186	0	186	223	0	223	223	0	6	11	0	
AA-0052903	JEFJO LIBERTY REINS CO LTD				38	24	0	24	29	0	29	29	0	6	1	0	
AA-0055159	Jennifer Hannah Reinsurance Limited				5,053	3,438	0	3,438	4,125	0	4,125	4,125	0	6	206	0	
AA-0059717	Jet Boys Reinsurance Company, Ltd.				122	122	0	122	146	0	146	122	24	6	6	3	
AA-0058681	JillNando Reinsurance Company, Ltd.				246	0	0	246	296	296	0	0	0	6	0	0	

ANNUAL STATEMENT FOR THE YEAR 2021 OF THE Dealers Assurance Company

SCHEDULE F - PART 3 (Continued)

Ceded Reinsurance as of December 31, Current Year (\$000 Omitted)
(Credit Risk)

ID Number From Col. 1	Name of Reinsurer From Col. 3	Collateral				25	26	27	Ceded Reinsurance Credit Risk								
		21	22	23	24				28	29	30	31	32	33	34	35	36
		Multiple Beneficiary Trusts	Letters of Credit	Issuing or Confirming Bank Reference Number	Single Beneficiary Trusts & Other Allowable Collateral	Total Funds Held, Payables & Collateral	Net Recoverable Net of Funds Held & Collateral	Applicable Sch. F Penalty (Col. 78)	Total Amount Recoverable from Reinsurers Less Penalty (Cols. 15-27)	Stressed Recoverable (Col. 28 * 120%)	Reinsurance Payable & Funds Held (Cols. 17+18+20; but not in excess of Col. 29)	Stressed Net Recoverable (Cols. 29-30)	Total Collateral (Cols. 21+22 + 24, not in Excess of Col. 31)	Stressed Net Recoverable Net of Collateral Offsets (Cols. 31-32)	Reinsurer Designation Equivalent	Credit Risk on Collateralized Recoverables (Col. 32 * Factor Applicable to Reinsurer Designation Equivalent in Col. 34)	Credit Risk on Un-collateralized Recoverables (Col. 33 * Factor Applicable to Reinsurer Designation Equivalent in Col. 34)
AA-0057181	JLCH FUND REINS CO LTD				1,362	631	0	0	631	757	0	757	757	0	6	38	0
AA-0057156	JMBROK				108	4	0	0	4	5	0	5	5	0	6	0	0
AA-0057727	JMS Family Reinsurance Company, Ltd.				285	0	0	0	0	0	0	0	0	0	6	0	0
AA-0052398	JOAC				6,438	5,756	0	0	5,756	6,907	0	6,907	6,438	470	6	322	66
AA-0059275	Joe Pfeifer				239	182	0	0	182	218	0	218	218	0	6	11	0
AA-0054977	JRG Texas Re				1,907	1,111	0	0	1,111	1,333	0	1,333	1,333	0	6	67	0
AA-0055673	JRGGW RE				1,907	1,694	0	0	1,694	2,033	0	2,033	1,907	126	6	95	18
AA-7770717	JSF and AAF Reinsurance Company, Ltd.				48	0	0	0	48	58	58	0	0	0	6	0	0
AA-7770715	JSF Reinsurance Company, Ltd.				25	0	0	0	25	31	31	0	0	0	6	0	0
AA-0057728	JStar Family Reinsurance Company, Ltd.				0	0	0	0	0	0	0	0	0	0	6	0	0
AA-0058415	Just The Tip Reinsurance, Ltd.				1,672	566	0	0	566	679	0	679	679	0	6	34	0
AA-0055007	KAD REINS				1,432	1,049	0	0	1,049	1,259	0	1,259	1,259	0	6	63	0
AA-0056348	KBH2 Reinsurance Company, Ltd.				74	11	0	0	11	14	0	14	14	0	6	1	0
AA-0051101	KING RICHARD REINSURANCE				72	72	0	0	72	86	0	86	72	14	6	4	2
AA-0058066	KL REINS CO LTD				2,452	1,539	0	0	1,539	1,847	0	1,847	1,847	0	6	92	0
AA-0052304	KOALA REINSURANCE				133	90	0	0	90	108	0	108	108	0	6	5	0
AA-0052518	KRFS				3,981	3,506	0	0	3,506	4,207	0	4,207	3,981	226	6	199	32
AA-0054978	LABYRINTHUS REINS GAP				3,783	3,137	0	0	3,137	3,764	0	3,764	3,764	0	6	188	0
AA-0055337	Lake Creek Reinsurance Company, Ltd.				961	0	0	0	961	1,154	1,154	0	0	0	6	0	0
AA-0059717	Landmark Holdings Reinsurance Company, Ltd.				182	169	0	0	169	203	0	203	182	21	6	9	3
AA-0059386	Larry & Brad Reinsurance Company, Ltd.				4,784	196	0	0	196	235	0	235	235	0	6	12	0
AA-0054093	LAVINA REINSURANCE				166	35	0	0	35	42	0	42	42	0	6	2	0
AA-0054997	LBA REINS CO LTD				670	481	0	0	481	577	0	577	577	0	6	29	0
AA-0057734	LEE 3 REINS CO LTD				4,781	2,658	0	0	2,658	3,189	0	3,189	3,189	0	6	159	0
AA-0055717	LEE LEE LEASING REINS CO LTD				208	16	0	0	16	19	0	19	19	0	6	1	0
AA-0057204	Legend Reinsurance Limited				656	0	0	0	656	787	787	0	0	0	6	0	0
AA-0053546	Lews Auto Guard Reinsurance Company, Ltd.				1,991	36	0	0	36	43	0	43	43	0	6	2	0
AA-0057097	Littles Reinsurance, Ltd.				516	52	0	0	52	63	0	63	63	0	6	3	0
AA-0050897	Lots Reassurance Co.				1,065	279	0	0	279	335	0	335	335	0	6	17	0
AA-0058085	LSW RIC LTD				96	4	0	0	4	5	0	5	5	0	6	0	0
AA-0059719	LTM RIC LTD				309	308	0	0	308	370	0	370	309	61	6	15	8
AA-0057154	Lucerne Reinsurance Company, Ltd.				1,454	180	0	0	180	216	0	216	216	0	6	11	0
AA-0055940	Lucy AD Reinsurance Company, Ltd.				1,283	44	0	0	44	52	0	52	52	0	6	3	0
AA-0059015	Lundblad Reins Co Ltd				293	293	0	0	293	351	0	351	293	58	6	15	8
AA-0057533	LVR REINSURANCE LTD				518	517	0	0	517	620	0	620	518	103	6	26	14
AA-0057176	Magic I Reinsurance Company, Ltd.				54	30	0	0	30	36	0	36	36	0	6	2	0
AA-0059625	MAMEAR2.0 Re				381	294	0	0	294	353	0	353	353	0	6	18	0
AA-0059940	Mar Vista Reinsurance Company, Ltd.				1,734	167	0	0	167	200	0	200	200	0	6	10	0
AA-0052710	MAT-2009 REINSURANCE LTD.				3,746	3,362	0	0	3,362	4,034	0	4,034	3,746	288	6	187	40
AA-0052709	MATEBT-2009 REINSURANCE LTD				2,839	2,663	0	0	2,663	3,196	0	3,196	2,839	357	6	142	50
AA-0052784	MCGRATH POWERSPORTS REINSURAN				33	24	0	0	24	29	0	29	29	0	6	1	0
AA-0056077	Metolius Reinsurance Company, Ltd.				961	0	0	0	961	1,154	1,154	0	0	0	6	0	0
AA-7770719	MGF Reinsurance Company, Ltd.				196	196	0	0	196	235	235	0	0	0	6	0	0
AA-0055029	Michaels III Reinsurance Company, Ltd.				179	90	0	0	90	108	0	108	108	0	6	5	0

ANNUAL STATEMENT FOR THE YEAR 2021 OF THE Dealers Assurance Company

SCHEDULE F - PART 3 (Continued)

Ceded Reinsurance as of December 31, Current Year (\$000 Omitted)
(Credit Risk)

ID Number From Col. 1	Name of Reinsurer From Col. 3	Collateral				25 Total Funds Held, Payables & Collateral	26 Net Recoverable Net of Funds Held & Collateral	27 Applicable Sch. F Penalty (Col. 78)	Ceded Reinsurance Credit Risk								
		21 Multiple Beneficiary Trusts	22 Letters of Credit	23 Issuing or Confirming Bank Reference Number	24 Single Beneficiary Trusts & Other Allowable Collateral				28 Total Amount Recoverable from Reinsurers Less Penalty (Cols. 15-27)	29 Stressed Recoverable (Col. 28 * 120%)	30 Reinsurance Payable & Funds Held (Cols. 17+18+20; but not in excess of Col. 29)	31 Stressed Net Recoverable (Cols. 29-30)	32 Total Collateral (Cols. 21+22 + 24, not in Excess of Col. 31)	33 Stressed Net Recoverable Net of Collateral Offsets (Cols. 31-32)	34 Reinsurer Designation Equivalent	35 Credit Risk on Collateralized Recoverables (Col. 32 * Factor Applicable to Reinsurer Designation Equivalent in Col. 34)	36 Credit Risk on Un-collateralized Recoverables (Col. 33 * Factor Applicable to Reinsurer Designation Equivalent in Col. 34)
AA-0056259	MIKE SCARFF 2 REINS CO LTD				1,069	298	0	298	357	0	357	357	0	6.	18	0	
AA-0058883	Millennium				262	178	0	178	214	0	214	214	0	6.	11	0	
AA-0053396	Mivan Two Reinsurance Company, Ltd.				962	962	0	962	1,155	1,155	0	0	0	6.	0	0	
AA-0058710	Monster Motors Reinsurance Company, Ltd.				854	119	0	119	142	0	142	142	0	6.	7	0	
AA-0055350	MONTROSE REINS CO LTD				108	79	0	79	94	0	94	94	0	6.	5	0	
AA-0057253	MPHPS Reinsurance, Ltd.				290	37	0	37	44	0	44	44	0	6.	2	0	
AA-0056896	MR ROGERS REINS				439	433	0	433	520	0	520	439	81	6.	22	11	
AA-7770718	MSF Reinsurance Company, Ltd.					132	0	132	159	133	26	0	26	6.	0	4	
AA-0053051	MTJ II Reinsurance Company				56	18	0	18	22	0	22	22	0	6.	1	0	
AA-0052917	MUSCLE CAR REINS CO LTD				203	151	0	151	182	0	182	182	0	6.	9	0	
AA-0052061	NCVL				1,169	629	0	629	755	0	755	755	0	6.	38	0	
AA-0053683	NEL-FORD				3,198	2,741	0	2,741	3,289	0	3,289	3,198	91	6.	160	13	
AA-0055983	NILE AUTO PERF REINS GAP				1,300	1,148	0	1,148	1,377	0	1,377	1,300	78	6.	65	11	
AA-0056130	NINETEENTH HOLE REINS				1,309	647	0	647	776	0	776	776	0	6.	39	0	
AA-0052515	NTN				2,551	2,165	0	2,165	2,598	0	2,598	2,551	47	6.	128	7	
AA-0053374	Nuevo Nios Reinsurance Company, Ltd.				155	70	0	70	85	0	85	85	0	6.	4	0	
AA-0057491	NY Palm Tree Reinsurance, Ltd.					4	0	4	5	5	0	0	0	6.	0	0	
AA-0056839	OAO REINS CO LTD				856	856	0	856	1,027	0	1,027	856	171	6.	43	24	
AA-0057645	Ocean Way Reinsurance Company, Ltd.				236	55	0	55	66	0	66	66	0	6.	3	0	
AA-0056517	OFEB RIC LTD				386	82	0	82	99	0	99	99	0	6.	5	0	
AA-0053982	OGM REINS - GAP				2,561	1,244	0	1,244	1,493	0	1,493	1,493	0	6.	75	0	
AA-0052743	Old School Reinsurance Company Ltd				212	1	0	1	1	0	1	1	0	6.	0	0	
AA-0055874	Ompen Re Limited				1,133	850	0	850	1,020	15	1,005	1,005	0	6.	50	0	
AA-0056897	ONS-SEARCY REINS				1,176	1,036	0	1,036	1,243	0	1,243	1,176	67	6.	59	9	
AA-0057645	Paik 100 Reinsurance Company					8	0	8	9	8	1	0	1	6.	0	0	
AA-7770226	Pallayup River Re				1,302	1,007	0	1,007	1,208	0	1,208	1,208	0	6.	60	0	
AA-7770227	Pallayup Valley				1,816	1,357	0	1,357	1,629	0	1,629	1,629	0	6.	81	0	
AA-0059491	Pappas Reinsurance Company, Ltd.				467	135	0	135	162	0	162	162	0	6.	8	0	
AA-0055421	PBL Reinsurance Co Ltd				792	44	0	44	53	0	53	53	0	6.	3	0	
AA-0058018	PEARO REINSURANCE COMPANY, LTD				231	205	0	205	247	0	247	231	15	6.	12	2	
AA-0055006	PENULT REINS				1,433	1,049	0	1,049	1,259	0	1,259	1,259	0	6.	63	0	
AA-0054419	PIPCO				1,964	272	0	272	326	0	326	326	0	6.	16	0	
AA-0053239	Poco Mas Reinsurance Co Ltd					2	0	2	2	2	0	0	0	6.	0	0	
AA-0051506	Poncho (SPLIT Car Pros)				745	535	0	535	642	0	642	642	0	6.	32	0	
AA-0055040	POSSUM CREEK REINS - GAP				2,561	2,148	0	2,148	2,577	0	2,577	2,561	16	6.	128	2	
AA-0052174	POWERRIDE REINSURANCE LTD				503	404	0	404	484	0	484	484	0	6.	24	0	
AA-0059263	Prime Reinsurance Company, Ltd.					949	0	949	1,139	1,092	47	0	47	6.	0	7	
AA-0056019	PRINCESS RETTE-VIC-H-N				868	188	0	188	226	0	226	226	0	6.	11	0	
AA-0052861	Pro Caliber Reinsurance Co Ltd				573	370	0	370	444	0	444	444	0	6.	22	0	
AA-0053132	Professional Automotive Management Reins Co., Ltd.				1,187	33	0	33	40	0	40	40	0	6.	2	0	
AA-0040101	Progressive Insurance Ltd				2,466	1,850	0	1,850	2,220	0	2,220	2,220	0	6.	111	0	
AA-0059422	Puget Sound Portfolio Reinsurance Company, Ltd.				242	218	0	218	262	0	262	242	19	6.	12	3	
AA-0054416	Pursch Reinsurance Co., Ltd.				103	75	0	75	90	0	90	90	0	6.	5	0	
AA-0054625	Quacker Backer Reinsurance Company, Ltd.					961	0	961	1,154	0	1,154	0	0	6.	0	0	

ANNUAL STATEMENT FOR THE YEAR 2021 OF THE Dealers Assurance Company

SCHEDULE F - PART 3 (Continued)

Ceded Reinsurance as of December 31, Current Year (\$000 Omitted)
(Credit Risk)

ID Number From Col. 1	Name of Reinsurer From Col. 3	Collateral				25	26	27	Ceded Reinsurance Credit Risk								
		21	22	23	24				28	29	30	31	32	33	34	35	36
		Multiple Beneficiary Trusts	Letters of Credit	Issuing or Confirming Bank Reference Number	Single Beneficiary Trusts & Other Allowable Collateral	Total Funds Held, Payables & Collateral	Net Recoverable Net of Funds Held & Collateral	Applicable Sch. F Penalty (Col. 78)	Total Amount Recoverable from Reinsurers Less Penalty (Cols. 15-27)	Stressed Recoverable (Col. 28 * 120%)	Reinsurance Payable & Funds Held (Cols. 17+18+20; but not in excess of Col. 29)	Stressed Net Recoverable (Cols. 29-30)	Total Collateral (Cols. 21+22 + 24, not in Excess of Col. 31)	Stressed Net Recoverable Net of Collateral Offsets (Cols. 31-32)	Reinsurer Designation Equivalent	Credit Risk on Collateralized Recoverables (Col. 32 * Factor Applicable to Reinsurer Designation Equivalent in Col. 34)	Credit Risk on Un-collateralized Recoverables (Col. 33 * Factor Applicable to Reinsurer Designation Equivalent in Col. 34)
AA-000000	RAGNAR RE LTD				105	105	0	0	105	126	0	126	105	21	6	5	3
AA-0051866	RANCHFUND REINSURANCE				452	452	0	0	452	542	0	542	452	90	6	23	13
AA-0052886	Randy Grant Reinsurance Company, Ltd.				1,269	47	0	0	47	57	0	57	57	0	6	3	0
AA-0055611	RANGER 1 RIC LTD				872	43	0	0	43	51	0	51	51	0	6	3	0
AA-0053981	RBE REINS - GAP				2,549	1,244	0	0	1,244	1,493	0	1,493	1,493	0	6	75	0
AA-0055601	Reid Investments Reinsurance, Ltd.				172	20	0	0	20	24	0	24	24	0	6	1	0
AA-0055941	ReTodd Reinsurance Company, Ltd.				1,276	44	0	0	44	52	0	52	52	0	6	3	0
AA-0053534	Richard Kay Reinsurance Company, Ltd.				515	5	0	0	5	7	0	7	7	0	6	0	0
AA-0059750	Richard Niello				477	383	0	0	383	460	0	460	460	0	6	23	0
AA-0056147	RIDERS ASSURANCE II RE,LTD.				161	1	0	0	1	1	0	1	1	0	6	0	0
AA-0052705	RIDERS ASSURANCE REINSURANCE				38	1	0	0	1	1	0	1	1	0	6	0	0
AA-0052247	Rivergreen Reinsurance Co Ltd				51	0	0	0	0	0	0	0	0	0	6	0	0
AA-0057321	RJ INVESTMENTS REINS - GAP				1,950	1,694	0	0	1,694	2,033	0	2,033	1,950	83	6	97	12
AA-0055806	RJ Kody III				1,234	751	0	0	751	901	34	867	867	0	6	43	0
AA-0058161	RM Bates Reinsurance Company, Ltd.				816	86	0	0	86	103	0	103	103	0	6	5	0
AA-0000000	RMK REINS				599	541	0	0	541	649	0	649	599	50	6	30	7
AA-0059748	Roger Neillo				477	383	0	0	383	460	0	460	460	0	6	23	0
AA-0052444	Roush Reinsurance Company, Ltd.				228	93	0	0	93	112	0	112	112	0	6	6	0
AA-0056273	Roy Buck Reinsurance, Ltd.				335	31	0	0	31	38	0	38	38	0	6	2	0
AA-0055900	RSJ Reinsurance Company, Ltd.				1,246	1,109	0	0	1,109	1,330	0	1,330	1,246	84	6	62	12
AA-0052900	S&M REINS LTD				1,325	887	0	0	887	1,064	0	1,064	1,064	0	6	53	0
AA-0059289	S.N.S.				186	80	0	0	80	96	0	96	96	0	6	5	0
AA-6900218	S-J PERFORMANCE LTD				82	55	0	0	55	66	0	66	66	0	6	3	0
AA-0057777	SAGE INVESTMENTS REINS CO LTD				663	419	0	0	419	503	0	503	503	0	6	25	0
AA-0057175	Sail View Reinsurance Company, Ltd.				119	13	0	0	13	16	0	16	16	0	6	1	0
AA-0054341	San Juan Reinsurance Company, Ltd.				864	39	0	0	39	47	0	47	47	0	6	2	0
AA-0052860	Savage Cars Reinsurance Company, Ltd.				268	188	0	0	188	225	0	225	225	0	6	11	0
AA-0057989	Seis Vista Reinsurance Company, Ltd.				8,573	6,429	0	0	6,429	7,715	0	7,715	7,715	0	6	386	0
AA-0057827	SENAK Reinsurance Company, Ltd.				111	3	0	0	3	4	0	4	4	0	6	0	0
AA-0059652	SG Re				3,814	1,690	0	0	1,690	2,028	0	2,028	2,028	0	6	101	0
AA-0059653	SGCW Re				1,989	1,111	0	0	1,111	1,333	0	1,333	1,333	0	6	67	0
AA-0057403	SGJG REINS				3,041	2,068	0	0	2,068	2,482	0	2,482	2,482	0	6	124	0
AA-0054998	SHEENGUS				1,427	1,158	0	0	1,158	1,390	0	1,390	1,390	0	6	69	0
AA-0054400	Shelby Wayne 2				791	785	0	0	785	943	0	943	791	152	6	40	21
AA-0053848	SIC EM Reinsurance Limited				21	0	0	0	0	0	0	0	0	0	6	0	0
AA-0053964	Simba Reinsurance Company, Ltd.				12	17	0	0	17	21	5	16	12	3	6	1	0
AA-0051734	Skillkids II Reinsurance Company, Ltd.				961	0	0	0	961	1,154	1,154	0	0	0	6	0	0
AA-0051711	Skillkids Reinsurance Company, Ltd.				961	0	0	0	961	1,154	1,154	0	0	0	6	0	0
AA-0055872	SP Forward Reinsurance Company				1,334	850	0	0	850	1,020	15	1,005	1,005	0	6	50	0
AA-0055723	Spirit Auto Centers Reinsurance Co Ltd				0	0	0	0	0	1	1	0	0	0	6	0	0
AA-0058762	SS Auto Reinsurance Company, Ltd.				2,012	868	0	0	868	1,042	0	1,042	1,042	0	6	52	0
AA-0055573	STABLES REINS CO LTD				596	453	0	0	453	543	0	543	543	0	6	27	0
AA-0052696	STERRY STREET				3,448	65	0	0	65	78	0	78	78	0	6	4	0
AA-0057620	Stirling Reinsurance Company, Ltd.				39	0	0	0	39	47	39	8	0	8	6	0	1

ANNUAL STATEMENT FOR THE YEAR 2021 OF THE Dealers Assurance Company

SCHEDULE F - PART 3 (Continued)

Ceded Reinsurance as of December 31, Current Year (\$000 Omitted)
(Credit Risk)

ID Number From Col. 1	Name of Reinsurer From Col. 3	Collateral				25 Total Funds Held, Payables & Collateral	26 Net Recoverable Net of Funds Held & Collateral	27 Applicable Sch. F Penalty (Col. 78)	Ceded Reinsurance Credit Risk								
		21 Multiple Beneficiary Trusts	22 Letters of Credit	23 Issuing or Confirming Bank Reference Number	24 Single Beneficiary Trusts & Other Allowable Collateral				28 Total Amount Recoverable from Reinsurers Less Penalty (Cols. 15-27)	29 Stressed Recoverable (Col. 28 * 120%)	30 Reinsurance Payable & Funds Held (Cols. 17+18+20; but not in excess of Col. 29)	31 Stressed Net Recoverable (Cols. 29-30)	32 Total Collateral (Cols. 21+22 + 24, not in Excess of Col. 31)	33 Stressed Net Recoverable Net of Collateral Offsets (Cols. 31-32)	34 Reinsurer Designation Equivalent	35 Credit Risk on Collateralized Recoverables (Col. 32 * Factor Applicable to Reinsurer Designation Equivalent in Col. 34)	36 Credit Risk on Un-collateralized Recoverables (Col. 33 * Factor Applicable to Reinsurer Designation Equivalent in Col. 34)
AA-0058820	Sugar Loaf III Reinsurance, Inc.				381	33	0	33	40	0	40	40	0	6	2	0	
AA-0059594	Sunnyvale Express Reins Ltd				119	99	0	99	119	0	119	119	1	6	6	0	
AA-0059741	Supreme Automotive Reinsurance Company, Ltd.				174	22	0	22	26	0	26	26	0	6	1	0	
AA-0058914	SUTTON RIC LTD				100	100	0	100	120	0	120	100	20	6	5	3	
AA-0055005	SUZART REINS				1,432	1,049	0	1,049	1,259	0	1,259	1,259	0	6	63	0	
AA-0057792	SV REINS CO LTD				1,386	913	0	913	1,096	0	1,096	1,096	0	6	55	0	
AA-0059741	T & S FUTURE HOLDINGS REINS CO LTD				298	298	0	298	357	0	357	298	59	6	15	8	
AA-0059716	T&K Holdings				141	141	0	141	169	0	169	141	28	6	7	4	
AA-0059836	T.R.S. RE LTD				43	43	0	43	51	0	51	43	8	6	2	1	
AA-0058485	T-Ball Reinsurance Company, Ltd.					30	0	30	36	30	6	0	6	6	0	1	
AA-0056485	TGB INVESTMENTS RIC				217	217	0	217	260	0	260	217	43	6	11	6	
AA-0057829	The Archibald Reinsurance Company, Ltd.				1,180	970	0	970	1,164	0	1,164	1,164	0	6	58	0	
AA-0057019	THE RDC REINSURANCE COMPANY				20	20	0	20	24	0	24	20	4	6	1	1	
AA-0053778	THIRTEEN-TWENTY				2,530	2,169	0	2,169	2,603	0	2,603	2,530	73	6	126	10	
AA-0057956	THIRTY-A				6,971	4,283	0	4,283	5,140	0	5,140	5,140	0	6	257	0	
AA-0058820	Thomason Warranty Reinsurance Company, Ltd.				401	46	0	46	56	0	56	56	0	6	3	0	
AA-0056465	TOCANTINS REINS GAP				900	681	0	681	817	0	817	817	0	6	41	0	
AA-0058941	Total Automotive Reinsurance Company, Ltd.				2,082	0	0	0	0	0	0	0	0	6	0	0	
AA-0057223	TOWNE AUTO RIC LTD				1,591	289	0	289	347	0	347	347	0	6	17	0	
AA-0053682	TPKW				711	498	0	498	598	0	598	598	0	6	30	0	
AA-3190984	Tricor Re		22,000	0003	24,425	27,995	0	27,995	33,594	3,917	29,677	29,677	0	6	1,484	0	
AA-0059592	Trojan Reinsurance Company, Ltd.				2,439	821	0	821	985	0	985	985	0	6	49	0	
AA-0056154	TTC II Reinsurance, Limited				924	226	0	226	271	0	271	271	0	6	14	0	
AA-0053860	TWENTY TWELVE RE LTD				299	280	0	280	336	0	336	299	37	6	15	5	
AA-0056639	Uno Mas Reinsurance Company, Ltd.				457	157	0	157	188	0	188	188	0	6	9	0	
AA-0051532	UTTER BROTHERS REINSURANCE CO.				2,176	2,020	0	2,020	2,424	0	2,424	2,176	248	6	109	35	
AA-0056361	VALLEY AUBURN RV RIC LTD				21	13	0	13	16	0	16	16	0	6	1	0	
AA-0040209	Valley National Reinsurance Company, Ltd				1,149	544	0	544	653	212	441	441	0	6	22	0	
AA-3194194	Vantage National Re				12,049	3,478	0	3,478	4,174	9	4,165	4,165	0	6	208	0	
AA-0056297	VARGAS RIC LTD				18	18	0	18	21	0	21	18	3	6	1	0	
AA-6900304	Vehicle Performance Company, Ltd.				15	13	0	13	16	0	16	15	1	6	1	0	
AA-0052747	VICTORIA				778	454	0	454	544	0	544	544	0	6	27	0	
AA-0053299	VW VW REINS CO LTD				745	502	0	502	603	0	603	603	0	6	30	0	
AA-0054979	WAPENSHAW REINS GAP				4,508	3,537	0	3,537	4,245	0	4,245	4,245	0	6	212	0	
AA-0054977	WATERSTONE REINS GAP				4,036	3,784	0	3,784	4,541	0	4,541	4,036	504	6	202	71	
AA-0057448	WB ENTERPRISES RE				185	10	0	10	12	0	12	12	0	6	1	0	
AA-0059528	WCFX RIC CO				3,051	115	0	115	139	0	139	139	0	6	7	0	
AA-3774111	Wellington Security International Insurance Co.				2,352	30,570	0	30,570	36,684	28,289	8,395	2,352	6,043	6	118	846	
AA-0053172	WESTGATE AUTO GRP REINS CO LTD				8	0	0	0	0	0	0	0	0	6	0	0	
AA-0051459	WH-SRCT 3				3,240	3,122	0	3,122	3,746	0	3,746	3,240	506	6	162	71	
AA-0059941	Winters Way Reinsurance Company, Ltd.				1,733	167	0	167	200	0	200	200	0	6	10	0	
AA-0052707	WRC-2009 REINSURANCE LTD				4,470	3,532	0	3,532	4,239	0	4,239	4,239	0	6	212	0	
AA-0052714	WRCMAT-2009 REINSURANCE LTD				2,527	2,527	0	2,527	3,033	0	3,033	2,527	505	6	126	71	
AA-0053729	WRP-3				4,184	3,602	0	3,602	4,322	0	4,322	4,184	138	6	209	19	

ANNUAL STATEMENT FOR THE YEAR 2021 OF THE Dealers Assurance Company

SCHEDULE F - PART 3 (Continued)

Ceded Reinsurance as of December 31, Current Year (\$000 Omitted)
(Credit Risk)

ID Number From Col. 1	Name of Reinsurer From Col. 3	Collateral				25 Total Funds Held, Payables & Collateral	26 Net Recoverable Net of Funds Held & Collateral	27 Applicable Sch. F Penalty (Col. 78)	Ceded Reinsurance Credit Risk								
		21 Multiple Beneficiary Trusts	22 Letters of Credit	23 Issuing or Confirming Bank Reference Number	24 Single Beneficiary Trusts & Other Allowable Collateral				28 Total Amount Recoverable from Reinsurers Less Penalty (Cols. 15-27)	29 Stressed Recoverable (Col. 28 * 120%)	30 Reinsurance Payable & Funds Held (Cols. 17+18+20; but not in excess of Col. 29)	31 Stressed Net Recoverable (Cols. 29-30)	32 Total Collateral (Cols. 21+22 + 24, not in Excess of Col. 31)	33 Stressed Net Recoverable Net of Collateral Offsets (Cols. 31-32)	34 Reinsurer Designation Equivalent	35 Credit Risk on Collateralized Recoverables (Col. 32 * Factor Applicable to Reinsurer Designation Equivalent in Col. 34)	36 Credit Risk on Un-collateralized Recoverables (Col. 33 * Factor Applicable to Reinsurer Designation Equivalent in Col. 34)
AA-0054278	Y2K HOLDINGS REINS CO LTD				242	.137	0	0	137	.165	0	.165	.165	0	6.	.8	0
AA-0052332	Young Automotive Group Reinsurance Co., Ltd				1,354	.850	0	0	850	1,020	15	1,005	1,005	0	6.	.50	0
AA-0052415	ZASRIN REINSURANCE				15	.1	0	0	1	0	0	1	1	0	6.	.0	0
2699999	Total Unauthorized - Other Non-U.S. Insurers	0	24,060	XXX	453,968	307,345	0	0	307,345	368,814	47,805	321,009	300,744	20,265	XXX	15,037	2,837
2899999	Total Unauthorized Excluding Protected Cells (Sum of 2299999, 2399999, 2499999, 2599999 and 2699999)	0	24,060	XXX	531,143	371,575	0	0	371,575	445,890	53,158	392,733	367,335	25,398	XXX	18,367	3,556
3299999	Total Certified - Affiliates - U.S. Non-Pool	0	0	XXX	0	0	0	0	XXX	XXX	XXX	XXX	XXX	XXX	XXX	XXX	XXX
3599999	Total Certified - Affiliates - Other (Non-U.S.)	0	0	XXX	0	0	0	0	0	0	0	0	0	0	XXX	0	0
3699999	Total Certified - Affiliates	0	0	XXX	0	0	0	0	0	0	0	0	0	0	XXX	0	0
4299999	Total Certified Excluding Protected Cells (Sum of 3699999, 3799999, 3899999, 3999999 and 4099999)	0	0	XXX	0	0	0	0	0	0	0	0	0	0	XXX	0	0
4699999	Total Reciprocal Jurisdiction - Affiliates - U.S. Non-Pool	0	0	XXX	0	0	0	0	XXX	XXX	XXX	XXX	XXX	XXX	XXX	XXX	XXX
4999999	Total Reciprocal Jurisdiction - Affiliates - Other (Non-U.S.)	0	0	XXX	0	0	0	0	0	0	0	0	0	0	XXX	0	0
5099999	Total Reciprocal Jurisdiction - Affiliates	0	0	XXX	0	0	0	0	0	0	0	0	0	0	XXX	0	0
5699999	Total Reciprocal Jurisdiction Excluding Protected Cells (Sum of 5099999, 5199999, 5299999, 5399999 and 5499999)	0	0	XXX	0	0	0	0	0	0	0	0	0	0	XXX	0	0
5799999	Total Authorized, Unauthorized, Reciprocal Jurisdiction and Certified Excluding Protected Cells (Sum of 1499999, 2899999, 4299999 and 5699999)	0	24,060	XXX	531,143	371,617	1,320	0	372,937	447,525	53,199	394,325	367,335	26,990	XXX	18,367	3,665
5899999	Total Protected Cells (Sum of 1399999, 2799999, 4199999 and 5599999)	0	0	XXX	0	0	0	0	XXX	XXX	XXX	XXX	XXX	XXX	XXX	XXX	XXX
9999999	Totals	0	24,060	XXX	531,143	371,617	1,320	0	372,937	447,525	53,199	394,325	367,335	26,990	XXX	18,367	3,665

ANNUAL STATEMENT FOR THE YEAR 2021 OF THE Dealers Assurance Company

SCHEDULE F - PART 3 (Continued)

Ceded Reinsurance as of December 31, Current Year (\$000 Omitted)
(Aging of Ceded Reinsurance)

ID Number From Col. 1	Name of Reinsurer From Col. 3	Reinsurance Recoverable on Paid Losses and Paid Loss Adjustment Expenses							44 Total Recoverable on Paid Losses & LAE Amounts in Dispute Included in Col. 43	45 Recoverable on Paid Losses & LAE Over 90 Days Past Due Amounts in Dispute Included in Cols. 40 & 41	46 Total Recoverable on Paid Losses & LAE Amounts Not in Dispute (Cols 43-44)	47 Recoverable on Paid Losses & LAE Over 90 Days Past Due Amounts Not in Dispute (Cols. 40 + 41 - 45)	48 Amounts Received Prior 90 Days	49 Percentage Overdue Col. 42/Col. 43	50 Percentage of Amounts More Than 90 Days Overdue Not in Dispute (Col. 47/(Cols. 46+48))	51 Percentage More Than 120 Days Overdue (Col. 41/ Col. 43)	52 Is the Amount in Col. 50 Less Than 20%? (Yes or No)	53 Amounts in Col. 47 for Reinsurers with Values Less Than 20% in Col. 50
		37 Current	38 Overdue				42 Total Overdue Cols. 38+39 +40+41	43 Total Due Cols. 37+42 (In total should equal Cols. 7+8)										
			38 1 - 29 Days	39 30 - 90 Days	40 91 - 120 Days	41 Over 120 Days												
0499999	Total Authorized - Affiliates - U.S. Non-Pool	0	0	0	0	0	0	0	0	0	0	0	0.0	0.0	0.0	0.0	XXX	0
0799999	Total Authorized - Affiliates - Other (Non-U.S.)	0	0	0	0	0	0	0	0	0	0	0	0.0	0.0	0.0	0.0	XXX	0
0899999	Total Authorized - Affiliates	0	0	0	0	0	0	0	0	0	0	0	0.0	0.0	0.0	0.0	XXX	0
59-1673015	Bankers Insurance Co.						0	0	0	0	0	0	0.0	0.0	0.0	0.0	YES	0
43-1754760	Lyndon Southern Insurance Company						0	0	0	0	0	0	0.0	0.0	0.0	0.0	YES	0
0999999	Total Authorized - Other U.S. Unaffiliated Insurers	0	0	0	0	0	0	0	0	0	0	0	0.0	0.0	0.0	0.0	XXX	0
1499999	Total Authorized Excluding Protected Cells (Sum of 0899999, 0999999, 1099999, 1199999 and 1299999)	0	0	0	0	0	0	0	0	0	0	0	0.0	0.0	0.0	0.0	XXX	0
1899999	Total Unauthorized - Affiliates - U.S. Non-Pool	0	0	0	0	0	0	0	0	0	0	0	0.0	0.0	0.0	0.0	XXX	0
AA-0052149	American Colonial REINS CO LTD						0	0	0	0	0	0	0.0	0.0	0.0	0.0	YES	0
AA-0052072	IAI						0	0	0	0	0	0	0.0	0.0	0.0	0.0	YES	0
AA-0054388	Three Diamonds Reinsurance Co Ltd						0	0	0	0	0	0	0.0	0.0	0.0	0.0	YES	0
2099999	Total Unauthorized - Affiliates - Other (Non-U.S.) - Other	0	0	0	0	0	0	0	0	0	0	0	0.0	0.0	0.0	0.0	XXX	0
2199999	Total Unauthorized - Affiliates - Other (Non-U.S.)	0	0	0	0	0	0	0	0	0	0	0	0.0	0.0	0.0	0.0	XXX	0
2299999	Total Unauthorized - Affiliates	0	0	0	0	0	0	0	0	0	0	0	0.0	0.0	0.0	0.0	XXX	0
81-0680054	Allied Guaranty Insurance Company						0	0	0	0	0	0	0.0	0.0	0.0	0.0	YES	0
82-3695915	HFT Re						0	0	0	0	0	0	0.0	0.0	0.0	0.0	YES	0
82-4219627	UNITED STATES DEALER REINS CO LLC						0	0	0	0	0	0	0.0	0.0	0.0	0.0	YES	0
26-3683841	VSC RE, Inc.						0	0	0	0	0	0	0.0	0.0	0.0	0.0	YES	0
2399999	Total Unauthorized - Other U.S. Unaffiliated Insurers	0	0	0	0	0	0	0	0	0	0	0	0.0	0.0	0.0	0.0	XXX	0
AA-0057923	3TG						0	0	0	0	0	0	0.0	0.0	0.0	0.0	YES	0
AA-0055138	42 TIGER RIC LTD						0	0	0	0	0	0	0.0	0.0	0.0	0.0	YES	0
AA-0052989	4SPOKE CAPITAL REINS CO LTD						0	0	0	0	0	0	0.0	0.0	0.0	0.0	YES	0
AA-0058290	922 Reinsurance Company, Ltd.						0	0	0	0	0	0	0.0	0.0	0.0	0.0	YES	0
AA-0058290	922 Reinsurance Company, Ltd.						0	0	0	0	0	0	0.0	0.0	0.0	0.0	YES	0
AA-0054516	A & H Insurance Co Ltd						0	0	0	0	0	0	0.0	0.0	0.0	0.0	YES	0
AA-0058176	A Ford Able Reinsurance Company, Ltd.						0	0	0	0	0	0	0.0	0.0	0.0	0.0	YES	0
AA-7770162	ADAR Reins Co Inc						0	0	0	0	0	0	0.0	0.0	0.0	0.0	YES	0
AA-0059492	Agents Management Group Reinsurance Company, Ltd.						0	0	0	0	0	0	0.0	0.0	0.0	0.0	YES	0
AA-0054644	Agnes Re						0	0	0	0	0	0	0.0	0.0	0.0	0.0	YES	0
AA-0055467	AJH REINSURANCE LTD						0	0	0	0	0	0	0.0	0.0	0.0	0.0	YES	0
AA-0054507	Alexandria Grey Reinsurance Co.						0	0	0	0	0	0	0.0	0.0	0.0	0.0	YES	0
AA-0059387	All Roads Reinsurance Company, Ltd.						0	0	0	0	0	0	0.0	0.0	0.0	0.0	YES	0
AA-0053877	All Star Reinsurance Company, Ltd.						0	0	0	0	0	0	0.0	0.0	0.0	0.0	YES	0
AA-0054958	AMAZON REINS GAP						0	0	0	0	0	0	0.0	0.0	0.0	0.0	YES	0
AA-0052582	Ameral Reinsurance Co Ltd						0	0	0	0	0	0	0.0	0.0	0.0	0.0	YES	0
AA-0057549	AMYCAKES 2 REINS CO LTD						0	0	0	0	0	0	0.0	0.0	0.0	0.0	YES	0
AA-0058078	Anarchy Reinsurance Company, Ltd.						0	0	0	0	0	0	0.0	0.0	0.0	0.0	YES	0
AA-0053977	ANG REINS -GAP						0	0	0	0	0	0	0.0	0.0	0.0	0.0	YES	0

ANNUAL STATEMENT FOR THE YEAR 2021 OF THE Dealers Assurance Company

SCHEDULE F - PART 3 (Continued)

Ceded Reinsurance as of December 31, Current Year (\$000 Omitted)
(Aging of Ceded Reinsurance)

ID Number From Col. 1	Name of Reinsurer From Col. 3	Reinsurance Recoverable on Paid Losses and Paid Loss Adjustment Expenses						43 Total Due Cols. 37+42 (In total should equal Cols. 7+8)	44 Total Recoverable on Paid Losses & LAE Amounts in Dispute Included in Col. 43	45 Recoverable on Paid Losses & LAE Over 90 Days Past Due Amounts in Dispute Included in Cols. 40 & 41	46 Total Recoverable on Paid Losses & LAE Amounts Not in Dispute (Cols 43-44)	47 Recoverable on Paid Losses & LAE Over 90 Days Past Due Amounts Not in Dispute (Cols. 40 + 41 - 45)	48 Amounts Received Prior 90 Days	49 Percentage Overdue Col. 42/Col. 43	50 Percentage of Amounts More Than 90 Days Overdue Not in Dispute (Col. 47/(Cols. 46+48))	51 Percentage More Than 120 Days Overdue (Col. 41/ Col. 43)	52 Is the Amount in Col. 50 Less Than 20%? (Yes or No)	53 Amounts in Col. 47 for Reinsurers with Values Less Than 20% in Col. 50
		37	Overdue				42 Total Overdue Cols. 38+39 +40+41											
		Current	38 1 - 29 Days	39 30 - 90 Days	40 91 - 120 Days	41 Over 120 Days												
AA-0055261	APA III Reinsurance, Ltd.						.0	.0		.0	.0		.0	.0	.0	.0	YES	.0
AA-3190859	ARIA REINSURANCE						.0	.0		.0	.0		.0	.0	.0	.0	YES	.0
AA-0051583	ARKLATEX						.0	.0		.0	.0		.0	.0	.0	.0	YES	.0
AA-0056614	Askins Reinsurance Company, Ltd.						.0	.0		.0	.0		.0	.0	.0	.0	YES	.0
AA-0053533	AUTO BLOCK RIC LTD						.0	.0		.0	.0		.0	.0	.0	.0	YES	.0
AA-0055491	Auto Dealer Solutions Reinsurance Co., Ltd.						.0	.0		.0	.0		.0	.0	.0	.0	YES	.0
AA-0057713	Auto Shield Texas Reinsurance Company, Ltd.						.0	.0		.0	.0		.0	.0	.0	.0	YES	.0
AA-0058940	Autosbyzack Reinsurance Company, Ltd.						.0	.0		.0	.0		.0	.0	.0	.0	YES	.0
AA-0054186	AUTO-TEX						.0	.0		.0	.0		.0	.0	.0	.0	YES	.0
AA-0054661	AUTO-TEX I						.0	.0		.0	.0		.0	.0	.0	.0	YES	.0
AA-0054662	AUTO-TEX II						.0	.0		.0	.0		.0	.0	.0	.0	YES	.0
AA-0058284	Awesome Warranties Reinsurance Company, Ltd.						.0	.0		.0	.0		.0	.0	.0	.0	YES	.0
AA-0055916	Barbera Autoland Reinsurance, Ltd.						.0	.0		.0	.0		.0	.0	.0	.0	YES	.0
AA-0051714	BARHAM GROUP REINSURANCE						.0	.0		.0	.0		.0	.0	.0	.0	YES	.0
AA-0059262	Bazi Corporation Reinsurance Company, Ltd.						.0	.0		.0	.0		.0	.0	.0	.0	YES	.0
AA-6900146	BBD REINS						.0	.0		.0	.0		.0	.0	.0	.0	YES	.0
AA-0057130	BBS RE						.0	.0		.0	.0		.0	.0	.0	.0	YES	.0
AA-7770011	BEAST MODE RE						.0	.0		.0	.0		.0	.0	.0	.0	YES	.0
AA-0052777	Beaumont Re						.0	.0		.0	.0		.0	.0	.0	.0	YES	.0
AA-0055574	BEDFORD REINS CO LTD						.0	.0		.0	.0		.0	.0	.0	.0	YES	.0
AA-7770777	BEG Reinsurance Company Inc.						.0	.0		.0	.0		.0	.0	.0	.0	YES	.0
AA-0053798	Ben Mark & Co. Reinsurance Company, Ltd.						.0	.0		.0	.0		.0	.0	.0	.0	YES	.0
AA-0057475	BFJ RIC LTD						.0	.0		.0	.0		.0	.0	.0	.0	YES	.0
AA-3190967	BIG RED REINSURANCE, LTD.						.0	.0		.0	.0		.0	.0	.0	.0	YES	.0
AA-0057152	Big Sarasota Pass Reinsurance Company, Ltd.						.0	.0		.0	.0		.0	.0	.0	.0	YES	.0
AA-0057793	BKRADO40						.0	.0		.0	.0		.0	.0	.0	.0	YES	.0
AA-0053278	BLC Reinsurance Co., Ltd.						.0	.0		.0	.0		.0	.0	.0	.0	YES	.0
AA-0051557	Blue Moon Reinsurance Co., Ltd.						.0	.0		.0	.0		.0	.0	.0	.0	YES	.0
AA-0058710	Blue Rhino Dre 1 Reinsurance Ltd.						.0	.0		.0	.0		.0	.0	.0	.0	YES	.0
AA-0055535	BMR-2013 REINSURANCE, LTD.						.0	.0		.0	.0		.0	.0	.0	.0	YES	.0
AA-0059273	BORK REINS LTD						.0	.0		.0	.0		.0	.0	.0	.0	YES	.0
AA-0051261	BOYLAND GRP REINS CO LTD						.0	.0		.0	.0		.0	.0	.0	.0	YES	.0
AA-0053005	Brent Brown Reinsurance Company, Inc.						.0	.0		.0	.0		.0	.0	.0	.0	YES	.0
AA-0057225	Broken Arrow Reinsurance Co., Ltd.						.0	.0		.0	.0		.0	.0	.0	.0	YES	.0
AA-0057226	Broken Bow Reinsurance Co., Ltd.						.0	.0		.0	.0		.0	.0	.0	.0	YES	.0
AA-0052438	Brookmont Capital Holding Reinsurance Company, Ltd						.0	.0		.0	.0		.0	.0	.0	.0	YES	.0
AA-0053914	Buccaneer Reinsurance Company Ltd						.0	.0		.0	.0		.0	.0	.0	.0	YES	.0
AA-0056638	Buckshots Reinsurance Company, Ltd.						.0	.0		.0	.0		.0	.0	.0	.0	YES	.0
AA-0056344	BW Reinsurance Company, Ltd.						.0	.0		.0	.0		.0	.0	.0	.0	YES	.0
AA-0000000	BYRIDER-SAN ANTONIO TX						.0	.0		.0	.0		.0	.0	.0	.0	YES	.0
AA-3610432	C BROUDY						.0	.0		.0	.0		.0	.0	.0	.0	YES	.0
AA-0053888	C E B REINS CO LTD						.0	.0		.0	.0		.0	.0	.0	.0	YES	.0
AA-0052056	Cabo Reinsurance Co Ltd						.0	.0		.0	.0		.0	.0	.0	.0	YES	.0
AA-0057676	CANDIOTTA REINS CO II LTD						.0	.0		.0	.0		.0	.0	.0	.0	YES	.0

ANNUAL STATEMENT FOR THE YEAR 2021 OF THE Dealers Assurance Company

SCHEDULE F - PART 3 (Continued)

Ceded Reinsurance as of December 31, Current Year (\$000 Omitted)
(Aging of Ceded Reinsurance)

ID Number From Col. 1	Name of Reinsurer From Col. 3	Reinsurance Recoverable on Paid Losses and Paid Loss Adjustment Expenses						43 Total Due Cols. 37+42 (In total should equal Cols. 7+8)	44 Total Recoverable on Paid Losses & LAE Amounts in Dispute Included in Col. 43	45 Recoverable on Paid Losses & LAE Over 90 Days Past Due Amounts in Dispute Included in Cols. 40 & 41	46 Total Recoverable on Paid Losses & LAE Amounts Not in Dispute (Cols 43-44)	47 Recoverable on Paid Losses & LAE Over 90 Days Past Due Amounts Not in Dispute (Cols. 40 + 41 - 45)	48 Amounts Received Prior 90 Days	49 Percentage Overdue Col. 42/Col. 43	50 Percentage of Amounts More Than 90 Days Overdue Not in Dispute (Col. 47/(Cols. 46+48))	51 Percentage More Than 120 Days Overdue (Col. 41/ Col. 43)	52 Is the Amount in Col. 50 Less Than 20%? (Yes or No)	53 Amounts in Col. 47 for Reinsurers with Values Less Than 20% in Col. 50
		37 Current	38 Overdue				42 Total Overdue Cols. 38+39 +40+41											
			38 1 - 29 Days	39 30 - 90 Days	40 91 - 120 Days	41 Over 120 Days												
AA-0053641	CANDIOTTA REINS CO LTD						.0	.0		.0	.0		.0	.0	.0	.0	YES	.0
AA-0059040	CAP Auto Reinsurance Company, Ltd.						.0	.0		.0	.0		.0	.0	.0	.0	YES	.0
AA-0055135	CAPFAM RE						.0	.0		.0	.0		.0	.0	.0	.0	YES	.0
AA-0000000	CCF Reinsurance Co						.0	.0		.0	.0		.0	.0	.0	.0	YES	.0
AA-0054860	CDM REINSURANCE						.0	.0		.0	.0		.0	.0	.0	.0	YES	.0
AA-0056519	CDP RE						.0	.0		.0	.0		.0	.0	.0	.0	YES	.0
AA-0057457	CGBS REINS						.0	.0		.0	.0		.0	.0	.0	.0	YES	.0
AA-0059649	CGW REINS LTD						.0	.0		.0	.0		.0	.0	.0	.0	YES	.0
AA-0053661	CHAPS						.0	.0		.0	.0		.0	.0	.0	.0	YES	.0
AA-0057717	Chesapeake Family Reinsurance Company, Ltd.						.0	.0		.0	.0		.0	.0	.0	.0	YES	.0
AA-0052396	CHEVALIER						.0	.0		.0	.0		.0	.0	.0	.0	YES	.0
AA-6900286	Chisholm Trail Re						.0	.0		.0	.0		.0	.0	.0	.0	YES	.0
AA-0052068	CHOPPER REINSURANCE						.0	.0		.0	.0		.0	.0	.0	.0	YES	.0
AA-0054875	CHRISTENSEN 3 REINS CO LTD						.0	.0		.0	.0		.0	.0	.0	.0	YES	.0
AA-0056351	Cinco Vista Reinsurance Company, Ltd.						.0	.0		.0	.0		.0	.0	.0	.0	YES	.0
AA-6900000	Circle R Holdings Product Co						.0	.0		.0	.0		.0	.0	.0	.0	YES	.0
AA-0057227	Circle T Reinsurance Co., Ltd.						.0	.0		.0	.0		.0	.0	.0	.0	YES	.0
AA-0058261	CJB REINSURANCE, LTD						.0	.0		.0	.0		.0	.0	.0	.0	YES	.0
AA-0053225	Claremont Capital Reinsurance, Ltd						.0	.0		.0	.0		.0	.0	.0	.0	YES	.0
AA-0056335	CLAYTON MARKETING REINS CO LTD						.0	.0		.0	.0		.0	.0	.0	.0	YES	.0
AA-0055601	Closest to the Dealership Reinsurance Company, Inc						.0	.0		.0	.0		.0	.0	.0	.0	YES	.0
AA-0055932	CMFR RE						.0	.0		.0	.0		.0	.0	.0	.0	YES	.0
AA-0056913	CNET Reinsurance Company, Ltd.						.0	.0		.0	.0		.0	.0	.0	.0	YES	.0
AA-0052742	Coalition Reinsurance Co Ltd						.0	.0		.0	.0		.0	.0	.0	.0	YES	.0
AA-0056821	Coastal Empire Reinsurance Co Ltd						.0	.0		.0	.0		.0	.0	.0	.0	YES	.0
AA-0059935	Coconut Bayou Reinsurance Company, Ltd.						.0	.0		.0	.0		.0	.0	.0	.0	YES	.0
AA-0057828	Colozzi Reinsurance Company, Ltd.						.0	.0		.0	.0		.0	.0	.0	.0	YES	.0
AA-0057619	Commercial Reinsurance Company, Ltd.						.0	.0		.0	.0		.0	.0	.0	.0	YES	.0
AA-0055077	Committed Reinsurance						.0	.0		.0	.0		.0	.0	.0	.0	YES	.0
AA-0057153	Compass Rose Reinsurance Company, Ltd.						.0	.0		.0	.0		.0	.0	.0	.0	YES	.0
AA-0057999	CONTINENTAL MOTORS REINS CO LTD						.0	.0		.0	.0		.0	.0	.0	.0	YES	.0
AA-0053597	CORNERED REINS LTD						.0	.0		.0	.0		.0	.0	.0	.0	YES	.0
AA-0059388	Credence Reinsurance Company, Ltd.						.0	.0		.0	.0		.0	.0	.0	.0	YES	.0
AA-0055995	CSCI Reinsurance Co, Ltd.						.0	.0		.0	.0		.0	.0	.0	.0	YES	.0
AA-0054856	D.C.E.B.						.0	.0		.0	.0		.0	.0	.0	.0	YES	.0
AA-0057739	Dahl Automotive Reinsurance Limited						.0	.0		.0	.0		.0	.0	.0	.0	YES	.0
AA-0056961	Danielle Chase Reinsurance Company, Ltd.						.0	.0		.0	.0		.0	.0	.0	.0	YES	.0
AA-0053775	DANTAM REINS CO LTD						.0	.0		.0	.0		.0	.0	.0	.0	YES	.0
AA-0052670	Davenport Capitol Reinsurance Co Ltd						.0	.0		.0	.0		.0	.0	.0	.0	YES	.0
AA-0053052	David H. Edwards Reinsurance Company, Ltd						.0	.0		.0	.0		.0	.0	.0	.0	YES	.0
AA-0059749	David Niello						.0	.0		.0	.0		.0	.0	.0	.0	YES	.0
AA-0052029	DBG REINS CO LTD						.0	.0		.0	.0		.0	.0	.0	.0	YES	.0
AA-7770775	DCK Automotive Holdings Reinsurance Company Inc.						.0	.0		.0	.0		.0	.0	.0	.0	YES	.0
AA-0053540	Deacon1 Reinsurance Company Ltd						.0	.0		.0	.0		.0	.0	.0	.0	YES	.0

ANNUAL STATEMENT FOR THE YEAR 2021 OF THE Dealers Assurance Company

SCHEDULE F - PART 3 (Continued)

Ceded Reinsurance as of December 31, Current Year (\$000 Omitted)
(Aging of Ceded Reinsurance)

ID Number From Col. 1	Name of Reinsurer From Col. 3	Reinsurance Recoverable on Paid Losses and Paid Loss Adjustment Expenses						44 Total Recoverable on Paid Losses & LAE Amounts in Dispute Included in Col. 43	45 Recoverable on Paid Losses & LAE Over 90 Days Past Due Amounts in Dispute Included in Cols. 40 & 41	46 Total Recoverable on Paid Losses & LAE Amounts Not in Dispute (Cols 43-44)	47 Recoverable on Paid Losses & LAE Over 90 Days Past Due Amounts Not in Dispute (Cols. 40 + 41 - 45)	48 Amounts Received Prior 90 Days	49 Percentage Overdue Col. 42/Col. 43	50 Percentage of Amounts More Than 90 Days Overdue Not in Dispute (Col. 47/(Cols. 46+48))	51 Percentage More Than 120 Days Overdue (Col. 41/ Col. 43)	52 Is the Amount in Col. 50 Less Than 20%? (Yes or No)	53 Amounts in Col. 47 for Reinsurers with Values Less Than 20% in Col. 50
		37 Current	38 Overdue				43 Total Due Cols. 37+42 (In total should equal Cols. 7+8)										
			38 1 - 29 Days	39 30 - 90 Days	40 91 - 120 Days	41 Over 120 Days											
AA-0053547	Deacon2 Reinsurance Company Ltd						.0	.0	.0	.0		.0	.0	.0	.0	YES	.0
AA-0055589	Deacon3 Reinsurance Company, Ltd.						.0	.0	.0	.0		.0	.0	.0	.0	YES	.0
AA-0059272	DEL Reinsurance Ltd						.0	.0	.0	.0		.0	.0	.0	.0	YES	.0
AA-0056916	Del Silver Reinsurance, Ltd.						.0	.0	.0	.0		.0	.0	.0	.0	YES	.0
AA-0056076	Deschutes Reinsurance Company, Ltd.						.0	.0	.0	.0		.0	.0	.0	.0	YES	.0
AA-7770776	DFV Reinsurance Company, Inc.						.0	.0	.0	.0		.0	.0	.0	.0	YES	.0
AA-0054035	DINS-ZEVEN WESTERN REINS LTD						.0	.0	.0	.0		.0	.0	.0	.0	YES	.0
AA-0057996	Diverse Offerings Reinsurance, Ltd.						.0	.0	.0	.0		.0	.0	.0	.0	YES	.0
AA-0055576	DJRR REINS CO LTD						.0	.0	.0	.0		.0	.0	.0	.0	YES	.0
AA-0059569	DK BLACKSMITH RIC LTD						.0	.0	.0	.0		.0	.0	.0	.0	YES	.0
AA-0058944	Double Down Reinsurance Company, Ltd.						.0	.0	.0	.0		.0	.0	.0	.0	YES	.0
AA-0053005	DRAM Assured Reinsurance Limited						.0	.0	.0	.0		.0	.0	.0	.0	YES	.0
AA-0058058	Dream Reinsurance Company, Ltd.						.0	.0	.0	.0		.0	.0	.0	.0	YES	.0
AA-0056346	Drive Away Confident Reinsurance Co., Ltd.						.0	.0	.0	.0		.0	.0	.0	.0	YES	.0
AA-0053849	Drive Reinsurance Limited						.0	.0	.0	.0		.0	.0	.0	.0	YES	.0
AA-0053847	DRW Reinsurance Limited						.0	.0	.0	.0		.0	.0	.0	.0	YES	.0
AA-0051917	Duck Dudes Reinsurance Company, Ltd.						.0	.0	.0	.0		.0	.0	.0	.0	YES	.0
AA-0057338	DUFFY						.0	.0	.0	.0		.0	.0	.0	.0	YES	.0
AA-0059688	DWS Reinsurance Company, Ltd.						.0	.0	.0	.0		.0	.0	.0	.0	YES	.0
AA-0057486	EAI REINS						.0	.0	.0	.0		.0	.0	.0	.0	YES	.0
AA-0057129	EHA Autoguard Reinsurance Limited						.0	.0	.0	.0		.0	.0	.0	.0	YES	.0
AA-0054996	EUB REINS						.0	.0	.0	.0		.0	.0	.0	.0	YES	.0
AA-0059385	Elite Auto Reinsurance Company, Ltd.						.0	.0	.0	.0		.0	.0	.0	.0	YES	.0
AA-3191381	EMERALD BAY REINSURANCE						.0	.0	.0	.0		.0	.0	.0	.0	YES	.0
AA-0055933	ERIC C GERHARDT RE						.0	.0	.0	.0		.0	.0	.0	.0	YES	.0
AA-0055724	ET Renisurance Co						.0	.0	.0	.0		.0	.0	.0	.0	YES	.0
AA-0059656	Exclusive Reinsurance Company, Ltd.						.0	.0	.0	.0		.0	.0	.0	.0	YES	.0
AA-0059482	FERRIS RIC LTD						.0	.0	.0	.0		.0	.0	.0	.0	YES	.0
AA-7770332	FIRST COUSINS RIC LTD						.0	.0	.0	.0		.0	.0	.0	.0	YES	.0
AA-0051611	Five Star I Reinsurance Company LTD						.0	.0	.0	.0		.0	.0	.0	.0	YES	.0
AA-0051613	Five Star II Reinsurance Company LTD						.0	.0	.0	.0		.0	.0	.0	.0	YES	.0
AA-0051611	Five Star III Reinsurance Company LTD						.0	.0	.0	.0		.0	.0	.0	.0	YES	.0
AA-0058504	FNA Holdings Reinsurance Company, Ltd.						.0	.0	.0	.0		.0	.0	.0	.0	YES	.0
AA-0056347	Forrester II Reinsurance Company, Ltd.						.0	.0	.0	.0		.0	.0	.0	.0	YES	.0
AA-0055249	FTAK RE						.0	.0	.0	.0		.0	.0	.0	.0	YES	.0
AA-0057439	Fun Funds Reinsurance Company, Ltd.						.0	.0	.0	.0		.0	.0	.0	.0	YES	.0
AA-7770645	Furnishings Care of FL						.0	.0	.0	.0		.0	.0	.0	.0	YES	.0
AA-0054899	G3 RE						.0	.0	.0	.0		.0	.0	.0	.0	YES	.0
AA-0055875	G4 Forward Reinsurance Company, Ltd						.0	.0	.0	.0		.0	.0	.0	.0	YES	.0
AA-0056090	G5 Forward Reinsurance Company, Ltd						.0	.0	.0	.0		.0	.0	.0	.0	YES	.0
AA-0056091	G6 Forward Reinsurance Company, Ltd						.0	.0	.0	.0		.0	.0	.0	.0	YES	.0
AA-0056553	G7 Forward Reinsurance Company, Ltd						.0	.0	.0	.0		.0	.0	.0	.0	YES	.0
AA-0056887	G8 Forward Reinsurance Company, Ltd						.0	.0	.0	.0		.0	.0	.0	.0	YES	.0
AA-0058065	GACDJ Re						.0	.0	.0	.0		.0	.0	.0	.0	YES	.0
AA-0054981	GALACTICA REINS GAP						.0	.0	.0	.0		.0	.0	.0	.0	YES	.0

ANNUAL STATEMENT FOR THE YEAR 2021 OF THE Dealers Assurance Company

SCHEDULE F - PART 3 (Continued)

Ceded Reinsurance as of December 31, Current Year (\$000 Omitted)
(Aging of Ceded Reinsurance)

ID Number From Col. 1	Name of Reinsurer From Col. 3	Reinsurance Recoverable on Paid Losses and Paid Loss Adjustment Expenses						44 Total Recoverable on Paid Losses & LAE Amounts in Dispute Included in Col. 43	45 Recoverable on Paid Losses & LAE Over 90 Days Past Due Amounts Included in Cols. 40 & 41	46 Total Recoverable on Paid Losses & LAE Amounts Not in Dispute (Cols 43-44)	47 Recoverable on Paid Losses & LAE Over 90 Days Past Due Amounts Not in Dispute (Cols. 40 + 41 - 45)	48 Amounts Received Prior 90 Days	49 Percentage Overdue Col. 42/Col. 43	50 Percentage of Amounts More Than 90 Days Overdue Not in Dispute (Col. 47/(Cols. 46+48))	51 Percentage More Than 120 Days Overdue (Col. 41/ Col. 43)	52 Is the Amount in Col. 50 Less Than 20%? (Yes or No)	53 Amounts in Col. 47 for Reinsurers with Values Less Than 20% in Col. 50
		37 Current	Overdue				43 Total Due Cols. 37+42 (In total should equal Cols. 7+8)										
			38 1 - 29 Days	39 30 - 90 Days	40 91 - 120 Days	41 Over 120 Days											
AA-0054112	GEO LIFE INSURANCE CO LTD						.0	.0	.0	.0		.0	.0	.0	.0	YES	.0
AA-0051297	Glacier Reinsurance Company, Ltd.						.0	.0	.0	.0		.0	.0	.0	.0	YES	.0
AA-0058606	Glick Holdings						.0	.0	.0	.0		.0	.0	.0	.0	YES	.0
AA-0053223	Global Capital Reinsurance Co						.0	.0	.0	.0		.0	.0	.0	.0	YES	.0
AA-0057721	Global Protection Reinsurance Company, Ltd.						.0	.0	.0	.0		.0	.0	.0	.0	YES	.0
AA-0052313	GMAY						.0	.0	.0	.0		.0	.0	.0	.0	YES	.0
AA-7770716	Go Blue Reinsurance Company, Ltd.						.0	.0	.0	.0		.0	.0	.0	.0	YES	.0
AA-0057722	Golf East Reinsurance Company, Ltd.						.0	.0	.0	.0		.0	.0	.0	.0	YES	.0
AA-0055936	GOVERO RE						.0	.0	.0	.0		.0	.0	.0	.0	YES	.0
AA-0055936	Govero Reinsurance Ltd						.0	.0	.0	.0		.0	.0	.0	.0	YES	.0
AA-0055329	Grace 531 Reinsurance Company, Ltd.						.0	.0	.0	.0		.0	.0	.0	.0	YES	.0
AA-0056688	GRAND SPORT REINS CO LTD						.0	.0	.0	.0		.0	.0	.0	.0	YES	.0
AA-0057633	Great American Reinsurance Company						.0	.0	.0	.0		.0	.0	.0	.0	YES	.0
AA-0057723	Greater Charlotte Reinsurance Company, Ltd.						.0	.0	.0	.0		.0	.0	.0	.0	YES	.0
AA-0058943	GSDS Reinsurance Company, Ltd.						.0	.0	.0	.0		.0	.0	.0	.0	YES	.0
AA-0058055	Guybo Reinsurance Company, Ltd.						.0	.0	.0	.0		.0	.0	.0	.0	YES	.0
AA-0055644	H and J Auto Group Reinsurance Company, Ltd.						.0	.0	.0	.0		.0	.0	.0	.0	YES	.0
AA-0055785	Hall's Warranty Reinsurance Ltd						.0	.0	.0	.0		.0	.0	.0	.0	YES	.0
AA-0059303	HANALEI BAY REINS COMPANY LTD						.0	.0	.0	.0		.0	.0	.0	.0	YES	.0
AA-0059694	Harding Auto Group Reinsurance Company, Ltd.						.0	.0	.0	.0		.0	.0	.0	.0	YES	.0
AA-0057419	Harpwell Reinsurance Company, Ltd.						.0	.0	.0	.0		.0	.0	.0	.0	YES	.0
AA-0053863	HDZT						.0	.0	.0	.0		.0	.0	.0	.0	YES	.0
AA-0058158	Heavenly Reinsurance Company, Ltd.						.0	.0	.0	.0		.0	.0	.0	.0	YES	.0
AA-0051491	HERMAN INVESTMENTS REINS CO LTD						.0	.0	.0	.0		.0	.0	.0	.0	YES	.0
AA-0057633	Heritage Reinsurance Company Ltd.						.0	.0	.0	.0		.0	.0	.0	.0	YES	.0
AA-0057329	HIKARU						.0	.0	.0	.0		.0	.0	.0	.0	YES	.0
AA-0056895	HILT 550 REINS CO LTD						.0	.0	.0	.0		.0	.0	.0	.0	YES	.0
AA-0052117	HONDAY						.0	.0	.0	.0		.0	.0	.0	.0	YES	.0
AA-0057174	HR Auto Motors Reinsurance Company, Ltd.						.0	.0	.0	.0		.0	.0	.0	.0	YES	.0
AA-0056515	HUGE RIC LTD						.0	.0	.0	.0		.0	.0	.0	.0	YES	.0
AA-0053052	Huzzah Reinsurance Company, Ltd.						.0	.0	.0	.0		.0	.0	.0	.0	YES	.0
AA-3191198	IECD						.0	.0	.0	.0		.0	.0	.0	.0	YES	.0
AA-0053388	IKEGAMI PARTNERS REINS CO LTD						.0	.0	.0	.0		.0	.0	.0	.0	YES	.0
AA-0058695	IN8						.0	.0	.0	.0		.0	.0	.0	.0	YES	.0
AA-0056669	INDMET-2015						.0	.0	.0	.0		.0	.0	.0	.0	YES	.0
AA-0057212	INDMET2-2015						.0	.0	.0	.0		.0	.0	.0	.0	YES	.0
AA-0059447	Isaac Reinsurance Company, Ltd.						.0	.0	.0	.0		.0	.0	.0	.0	YES	.0
AA-0050354	J&H Reinsurance Company, Ltd.						.0	.0	.0	.0		.0	.0	.0	.0	YES	.0
AA-0055157	Jason Hannah Reinsurance Limited						.0	.0	.0	.0		.0	.0	.0	.0	YES	.0
AA-0055158	Jason Jennifer Hannah Reinsurance Limited						.0	.0	.0	.0		.0	.0	.0	.0	YES	.0
AA-0057444	JCW MCGHEE RE						.0	.0	.0	.0		.0	.0	.0	.0	YES	.0
AA-0057662	JEB RIC LTD						.0	.0	.0	.0		.0	.0	.0	.0	YES	.0
AA-0052903	JEFJO LIBERTY REINS CO LTD						.0	.0	.0	.0		.0	.0	.0	.0	YES	.0
AA-0055159	Jennifer Hannah Reinsurance Limited						.0	.0	.0	.0		.0	.0	.0	.0	YES	.0
AA-0059717	Jet Boys Reinsurance Company, Ltd.						.0	.0	.0	.0		.0	.0	.0	.0	YES	.0

ANNUAL STATEMENT FOR THE YEAR 2021 OF THE Dealers Assurance Company

SCHEDULE F - PART 3 (Continued)

Ceded Reinsurance as of December 31, Current Year (\$000 Omitted)
(Aging of Ceded Reinsurance)

ID Number From Col. 1	Name of Reinsurer From Col. 3	Reinsurance Recoverable on Paid Losses and Paid Loss Adjustment Expenses					43 Total Due Cols. 37+42 (In total should equal Cols. 7+8)	44 Total Recoverable on Paid Losses & LAE Amounts in Dispute Included in Col. 43	45 Recoverable on Paid Losses & LAE Over 90 Days Past Due Amounts Included in Cols. 40 & 41	46 Total Recoverable on Paid Losses & LAE Amounts Not in Dispute (Cols 43-44)	47 Recoverable on Paid Losses & LAE Over 90 Days Past Due Amounts Not in Dispute (Cols. 40 + 41 - 45)	48 Amounts Received Prior 90 Days	49 Percentage Overdue Col. 42/Col. 43	50 Percentage of Amounts More Than 90 Days Overdue Not in Dispute (Col. 47/(Cols. 46+48))	51 Percentage More Than 120 Days Overdue (Col. 41/ Col. 43)	52 Is the Amount in Col. 50 Less Than 20%? (Yes or No)	53 Amounts in Col. 47 for Reinsurers with Values Less Than 20% in Col. 50
		37	Overdue														
		Current	38 1 - 29 Days	39 30 - 90 Days	40 91 - 120 Days	41 Over 120 Days											
AA-0058681	JiilNando Reinsurance Company, Ltd.																
AA-0057181	JLCH FUND REINS CO LTD																
AA-0057156	JMBROK																
AA-0057727	JMS Family Reinsurance Company, Ltd.																
AA-0052398	JOAC																
AA-0059275	Joe Pfeifer																
AA-0054977	JRG Texas Re																
AA-0055673	JRGGGW RE																
AA-7770717	JSF and AAF Reinsurance Company, Ltd.																
AA-7770715	JSF Reinsurance Company, Ltd.																
AA-0057728	JStar Family Reinsurance Company, Ltd.																
AA-0058415	Just The Tip Reinsurance, Ltd.																
AA-0055007	KAD REINS																
AA-0056348	KBH2 Reinsurance Company, Ltd.																
AA-0051101	KING RICHARD REINSURANCE																
AA-0058066	KL REINS CO LTD																
AA-0052304	KOALA REINSURANCE																
AA-0052518	KRFS																
AA-0054978	LABYRINTHUS REINS GAP																
AA-0055337	Lake Creek Reinsurance Company, Ltd.																
AA-0059717	Landmark Holdings Reinsurance Company, Ltd.																
AA-0059386	Larry & Brad Reinsurance Company, Ltd.																
AA-0054093	LAVINA REINSURANCE																
AA-0054997	LBA REINS CO LTD																
AA-0057734	LEE 3 REINS CO LTD																
AA-0055717	LEE LEE LEASING REINS CO LTD																
AA-0057204	Legend Reinsurance Limited																
AA-0053546	Lews Auto Guard Reinsurance Company, Ltd.																
AA-0057097	Littles Reinsurance, Ltd.																
AA-0050897	Lots Reassurance Co.																
AA-0058085	LSW RIC LTD																
AA-0059719	LTM RIC LTD																
AA-0057154	Lucerne Reinsurance Company, Ltd.																
AA-0055940	Lucy AD Reinsurance Company, Ltd.																
AA-0059015	Lundblad Reins Co Ltd																
AA-0057533	LVR REINSURANCE LTD																
AA-0057176	Magic I Reinsurance Company, Ltd.																
AA-0059625	MAMEAR2.0 Re																
AA-0059940	Mar Vista Reinsurance Company, Ltd.																
AA-0052710	MAT-2009 REINSURANCE LTD.																
AA-0052709	MATEBT-2009 REINSURANCE LTD																
AA-0052784	MCGRATH POWERSPORTS REINSURAN																
AA-0056077	Metolius Reinsurance Company, Ltd.																
AA-7770719	MGF Reinsurance Company, Ltd.																
AA-0055029	Michaels III Reinsurance Company, Ltd.																

ANNUAL STATEMENT FOR THE YEAR 2021 OF THE Dealers Assurance Company

SCHEDULE F - PART 3 (Continued)

Ceded Reinsurance as of December 31, Current Year (\$000 Omitted)
(Aging of Ceded Reinsurance)

ID Number From Col. 1	Name of Reinsurer From Col. 3	Reinsurance Recoverable on Paid Losses and Paid Loss Adjustment Expenses						44 Total Recoverable on Paid Losses & LAE Amounts in Dispute Included in Col. 43	45 Recoverable on Paid Losses & LAE Over 90 Days Past Due Amounts in Dispute Included in Cols. 40 & 41	46 Total Recoverable on Paid Losses & LAE Amounts Not in Dispute (Cols 43-44)	47 Recoverable on Paid Losses & LAE Over 90 Days Past Due Amounts Not in Dispute (Cols. 40 + 41 - 45)	48 Amounts Received Prior 90 Days	49 Percentage Overdue Col. 42/Col. 43	50 Percentage of Amounts More Than 90 Days Overdue Not in Dispute (Col. 47/(Cols. 46+48))	51 Percentage More Than 120 Days Overdue (Col. 41/ Col. 43)	52 Is the Amount in Col. 50 Less Than 20%? (Yes or No)	53 Amounts in Col. 47 for Reinsurers with Values Less Than 20% in Col. 50
		37 Current	Overdue				43 Total Due Cols. 37+42 (In total should equal Cols. 7+8)										
			38 1 - 29 Days	39 30 - 90 Days	40 91 - 120 Days	41 Over 120 Days											
AA-0056259	MIKE SCARFF 2 REINS CO LTD						.0	.0	.0	.0		.00	.00	.00	YES	.0	
AA-0058883	Millennium						.0	.0	.0	.0		.00	.00	.00	YES	.0	
AA-0053396	Mivan Two Reinsurance Company, Ltd.						.0	.0	.0	.0		.00	.00	.00	YES	.0	
AA-0058710	Monster Motors Reinsurance Company, Ltd.						.0	.0	.0	.0		.00	.00	.00	YES	.0	
AA-0055350	MONTROSE REINS CO LTD						.0	.0	.0	.0		.00	.00	.00	YES	.0	
AA-0057253	MPHPS Reinsurance, Ltd.						.0	.0	.0	.0		.00	.00	.00	YES	.0	
AA-0056896	MR ROGERS REINS						.0	.0	.0	.0		.00	.00	.00	YES	.0	
AA-7770718	MSF Reinsurance Company, Ltd.						.0	.0	.0	.0		.00	.00	.00	YES	.0	
AA-0053051	MTJ II Reinsurance Company						.0	.0	.0	.0		.00	.00	.00	YES	.0	
AA-0052917	MUSCLE CAR REINS CO LTD						.0	.0	.0	.0		.00	.00	.00	YES	.0	
AA-0052061	NCVIL						.0	.0	.0	.0		.00	.00	.00	YES	.0	
AA-0053683	NEL-FORD						.0	.0	.0	.0		.00	.00	.00	YES	.0	
AA-0055983	NILE AUTO PERF REINS GAP						.0	.0	.0	.0		.00	.00	.00	YES	.0	
AA-0056130	NINETEENTH HOLE REINS						.0	.0	.0	.0		.00	.00	.00	YES	.0	
AA-0052515	NTN						.0	.0	.0	.0		.00	.00	.00	YES	.0	
AA-0053374	Nuevo Nios Reinsurance Company, Ltd.						.0	.0	.0	.0		.00	.00	.00	YES	.0	
AA-0057491	NY Palm Tree Reinsurance, Ltd.						.0	.0	.0	.0		.00	.00	.00	YES	.0	
AA-0056839	OAO REINS CO LTD						.0	.0	.0	.0		.00	.00	.00	YES	.0	
AA-0057645	Ocean Way Reinsurance Company, Ltd.						.0	.0	.0	.0		.00	.00	.00	YES	.0	
AA-0056517	OFEB RIC LTD						.0	.0	.0	.0		.00	.00	.00	YES	.0	
AA-0053982	OGM REINS - GAP						.0	.0	.0	.0		.00	.00	.00	YES	.0	
AA-0052743	Old School Reinsurance Company Ltd						.0	.0	.0	.0		.00	.00	.00	YES	.0	
AA-0055874	Ompen Re Limited						.0	.0	.0	.0		.00	.00	.00	YES	.0	
AA-0056897	ONS-SEARCY REINS						.0	.0	.0	.0		.00	.00	.00	YES	.0	
AA-0057645	Paik 100 Reinsurance Company						.0	.0	.0	.0		.00	.00	.00	YES	.0	
AA-7770226	Pallayup River Re						.0	.0	.0	.0		.00	.00	.00	YES	.0	
AA-7770227	Pallayup Valley						.0	.0	.0	.0		.00	.00	.00	YES	.0	
AA-0059491	Pappas Reinsurance Company, Ltd.						.0	.0	.0	.0		.00	.00	.00	YES	.0	
AA-0055421	PBL Reinsurance Co Ltd						.0	.0	.0	.0		.00	.00	.00	YES	.0	
AA-0058018	PEARO REINSURANCE COMPANY, LTD						.0	.0	.0	.0		.00	.00	.00	YES	.0	
AA-0055006	PENULT REINS						.0	.0	.0	.0		.00	.00	.00	YES	.0	
AA-0054419	PIPCO						.0	.0	.0	.0		.00	.00	.00	YES	.0	
AA-0053239	Poco Mas Reinsurance Co Ltd						.0	.0	.0	.0		.00	.00	.00	YES	.0	
AA-0051506	Poncho (SPLIT Car Pros)						.0	.0	.0	.0		.00	.00	.00	YES	.0	
AA-0055040	POSSUM CREEK REINS - GAP						.0	.0	.0	.0		.00	.00	.00	YES	.0	
AA-0052174	POWERRIDE REINSURANCE LTD						.0	.0	.0	.0		.00	.00	.00	YES	.0	
AA-0059263	Prime Reinsurance Company, Ltd.						.0	.0	.0	.0		.00	.00	.00	YES	.0	
AA-0056019	PRINCESS RETTE-VIC-H-N						.0	.0	.0	.0		.00	.00	.00	YES	.0	
AA-0052861	Pro Caliber Reinsurance Co Ltd						.0	.0	.0	.0		.00	.00	.00	YES	.0	
AA-0053132	Professional Automotive Management Reins Co., Ltd.						.0	.0	.0	.0		.00	.00	.00	YES	.0	
AA-0040101	Progressive Insurance Ltd						.0	.0	.0	.0		.00	.00	.00	YES	.0	
AA-0059422	Puget Sound Portfolio Reinsurance Company, Ltd.						.0	.0	.0	.0		.00	.00	.00	YES	.0	
AA-0054416	Pursch Reinsurance Co., Ltd.						.0	.0	.0	.0		.00	.00	.00	YES	.0	
AA-0054625	Quacker Backer Reinsurance Company, Ltd.						.0	.0	.0	.0		.00	.00	.00	YES	.0	

ANNUAL STATEMENT FOR THE YEAR 2021 OF THE Dealers Assurance Company

SCHEDULE F - PART 3 (Continued)

Ceded Reinsurance as of December 31, Current Year (\$000 Omitted)
(Aging of Ceded Reinsurance)

ID Number From Col. 1	Name of Reinsurer From Col. 3	Reinsurance Recoverable on Paid Losses and Paid Loss Adjustment Expenses					43 Total Due Cols. 37+42 (In total should equal Cols. 7+8)	44 Total Recoverable on Paid Losses & LAE Amounts in Dispute Included in Col. 43	45 Recoverable on Paid Losses & LAE Over 90 Days Past Due Amounts in Dispute Included in Cols. 40 & 41	46 Total Recoverable on Paid Losses & LAE Amounts Not in Dispute (Cols 43-44)	47 Recoverable on Paid Losses & LAE Over 90 Days Past Due Amounts Not in Dispute (Cols. 40 + 41 - 45)	48 Amounts Received Prior 90 Days	49 Percentage Overdue Col. 42/Col. 43	50 Percentage of Amounts More Than 90 Days Overdue Not in Dispute (Col. 47/(Cols. 46+48))	51 Percentage More Than 120 Days Overdue (Col. 41/ Col. 43)	52 Is the Amount in Col. 50 Less Than 20%? (Yes or No)	53 Amounts in Col. 47 for Reinsurers with Values Less Than 20% in Col. 50
		37	Overdue														
		Current	38 1 - 29 Days	39 30 - 90 Days	40 91 - 120 Days	41 Over 120 Days											
AA-000000	RAGNAR RE LTD																
AA-0051866	RANCHFUND REINSURANCE																
AA-0052886	Randy Grant Reinsurance Company, Ltd.																
AA-0055611	RANGER 1 RIC LTD																
AA-0053981	RBE REINS - GAP																
AA-0055601	Reid Investments Reinsurance, Ltd.																
AA-0055941	ReTodd Reinsurance Company, Ltd.																
AA-0053534	Richard Kay Reinsurance Company, Ltd.																
AA-0059750	Richard Niello																
AA-0056147	RIDERS ASSURANCE II RE,LTD.																
AA-0052705	RIDERS ASSURANCE REINSURANCE																
AA-0052247	Rivergreen Reinsurance Co Ltd																
AA-0057321	RJ INVESTMENTS REINS - GAP																
AA-0055806	RJ Kody III																
AA-0058161	RM Bates Reinsurance Company, Ltd.																
AA-0000000	RMK REINS																
AA-0059748	Roger Neillo																
AA-0052444	Roush Reinsurance Company, Ltd.																
AA-0056273	Roy Buck Reinsurance, Ltd.																
AA-0055900	RSJ Reinsurance Company, Ltd.																
AA-0052900	S&M REINS LTD																
AA-0059289	S.N.S.																
AA-6900218	S-J PERFORMANCE LTD																
AA-0057777	SAGE INVESTMENTS REINS CO LTD																
AA-0057175	Sail View Reinsurance Company, Ltd.																
AA-0054341	San Juan Reinsurance Company, Ltd.																
AA-0052860	Savage Cars Reinsurance Company, Ltd.																
AA-0057989	Seis Vista Reinsurance Company, Ltd.																
AA-0057827	SENAK Reinsurance Company, Ltd.																
AA-0059652	SG Re																
AA-0059653	SGCW Re																
AA-0057403	SGJG REINS																
AA-0054998	SHEENGUS																
AA-0054400	Shelby Wayne 2																
AA-0053848	SIC EM Reinsurance Limited																
AA-0053964	Simba Reinsurance Company, Ltd.																
AA-0051734	Skillkids II Reinsurance Company, Ltd.																
AA-0051711	Skillkids Reinsurance Company, Ltd.																
AA-0055872	SP Forward Reinsurance Company																
AA-0055723	Spirit Auto Centers Reinsurance Co Ltd																
AA-0058762	SS Auto Reinsurance Company, Ltd.																
AA-0055573	STABLES REINS CO LTD																
AA-0052696	STERRY STREET																
AA-0057620	Stirling Reinsurance Company, Ltd.																
AA-0058820	Sugar Loaf III Reinsurance, Inc.																

ANNUAL STATEMENT FOR THE YEAR 2021 OF THE Dealers Assurance Company

SCHEDULE F - PART 3 (Continued)

Ceded Reinsurance as of December 31, Current Year (\$000 Omitted)
(Aging of Ceded Reinsurance)

ID Number From Col. 1	Name of Reinsurer From Col. 3	Reinsurance Recoverable on Paid Losses and Paid Loss Adjustment Expenses						44 Total Recoverable on Paid Losses & LAE Amounts in Dispute Included in Col. 43	45 Recoverable on Paid Losses & LAE Over 90 Days Past Due Amounts in Dispute Included in Cols. 40 & 41	46 Total Recoverable on Paid Losses & LAE Amounts Not in Dispute (Cols 43-44)	47 Recoverable on Paid Losses & LAE Over 90 Days Past Due Amounts Not in Dispute (Cols. 40 + 41 - 45)	48 Amounts Received Prior 90 Days	49 Percentage Overdue Col. 42/Col. 43	50 Percentage of Amounts More Than 90 Days Overdue Not in Dispute (Col. 47/(Cols. 46+48))	51 Percentage More Than 120 Days Overdue (Col. 41/ Col. 43)	52 Is the Amount in Col. 50 Less Than 20%? (Yes or No)	53 Amounts in Col. 47 for Reinsurers with Values Less Than 20% in Col. 50
		37 Current	Overdue				43 Total Due Cols. 37+42 (In total should equal Cols. 7+8)										
			38 1 - 29 Days	39 30 - 90 Days	40 91 - 120 Days	41 Over 120 Days											
AA-0059594	Sunnyvale Express Reins Ltd						.0	.0	.0	.0		.0	.0	.0	.0	YES	.0
AA-0059741	Supreme Automotive Reinsurance Company, Ltd.						.0	.0	.0	.0		.0	.0	.0	.0	YES	.0
AA-0058914	SUTTON RIC LTD						.0	.0	.0	.0		.0	.0	.0	.0	YES	.0
AA-0055005	SUZART REINS						.0	.0	.0	.0		.0	.0	.0	.0	YES	.0
AA-0057792	SV REINS CO LTD						.0	.0	.0	.0		.0	.0	.0	.0	YES	.0
AA-0059741	T & S FUTURE HOLDINGS REINS CO LTD						.0	.0	.0	.0		.0	.0	.0	.0	YES	.0
AA-0059716	T&K Holdings						.0	.0	.0	.0		.0	.0	.0	.0	YES	.0
AA-0059836	T.R.S. RE LTD						.0	.0	.0	.0		.0	.0	.0	.0	YES	.0
AA-0058485	T-Ball Reinsurance Company, Ltd.						.0	.0	.0	.0		.0	.0	.0	.0	YES	.0
AA-0056485	TGB INVESTMENTS RIC						.0	.0	.0	.0		.0	.0	.0	.0	YES	.0
AA-0057829	The Archibald Reinsurance Company, Ltd.						.0	.0	.0	.0		.0	.0	.0	.0	YES	.0
AA-0057019	THE RDC REINSURANCE COMPANY						.0	.0	.0	.0		.0	.0	.0	.0	YES	.0
AA-0053778	THIRTEEN-TWENTY						.0	.0	.0	.0		.0	.0	.0	.0	YES	.0
AA-0057956	THIRTY-A						.0	.0	.0	.0		.0	.0	.0	.0	YES	.0
AA-0058820	Thomas Warranty Reinsurance Company, Ltd.						.0	.0	.0	.0		.0	.0	.0	.0	YES	.0
AA-0056465	TOCANTINS REINS GAP						.0	.0	.0	.0		.0	.0	.0	.0	YES	.0
AA-0058941	Total Automotive Reinsurance Company, Ltd.						.0	.0	.0	.0		.0	.0	.0	.0	YES	.0
AA-0057223	TOVINE AUTO RIC LTD						.0	.0	.0	.0		.0	.0	.0	.0	YES	.0
AA-0053682	TPKW						.0	.0	.0	.0		.0	.0	.0	.0	YES	.0
AA-3190984	Tricor Re						.0	.0	.0	.0		.0	.0	.0	.0	YES	.0
AA-0059592	Trojan Reinsurance Company, Ltd.						.0	.0	.0	.0		.0	.0	.0	.0	YES	.0
AA-0056154	TTC II Reinsurance, Limited						.0	.0	.0	.0		.0	.0	.0	.0	YES	.0
AA-0053860	TWENTY TWELVE RE LTD						.0	.0	.0	.0		.0	.0	.0	.0	YES	.0
AA-0056639	Uno Mas Reinsurance Company, Ltd.						.0	.0	.0	.0		.0	.0	.0	.0	YES	.0
AA-0051532	UTTER BROTHERS REINSURANCE CO.						.0	.0	.0	.0		.0	.0	.0	.0	YES	.0
AA-0056361	VALLEY AUBURN RV RIC LTD						.0	.0	.0	.0		.0	.0	.0	.0	YES	.0
AA-0040209	Valley National Reinsurance Company, Ltd.						.0	.0	.0	.0		.0	.0	.0	.0	YES	.0
AA-3194194	Vantage National Re						.0	.0	.0	.0		.0	.0	.0	.0	YES	.0
AA-0056297	VARGAS RIC LTD						.0	.0	.0	.0		.0	.0	.0	.0	YES	.0
AA-6900304	Vehicle Performance Company, Ltd.						.0	.0	.0	.0		.0	.0	.0	.0	YES	.0
AA-0052747	VICTORIA						.0	.0	.0	.0		.0	.0	.0	.0	YES	.0
AA-0053299	VW VW REINS CO LTD						.0	.0	.0	.0		.0	.0	.0	.0	YES	.0
AA-0054979	WAPENSHAW REINS GAP						.0	.0	.0	.0		.0	.0	.0	.0	YES	.0
AA-0054977	WATERSTONE REINS GAP						.0	.0	.0	.0		.0	.0	.0	.0	YES	.0
AA-0057448	WB ENTERPRISES RE						.0	.0	.0	.0		.0	.0	.0	.0	YES	.0
AA-0059528	WCFX RIC CO						.0	.0	.0	.0		.0	.0	.0	.0	YES	.0
AA-3774111	Wellington Security International Insurance Co.						.0	.0	.0	.0		.0	.0	.0	.0	YES	.0
AA-0053172	WESTGATE AUTO GRP REINS CO LTD						.0	.0	.0	.0		.0	.0	.0	.0	YES	.0
AA-0051459	WH-SRCT 3						.0	.0	.0	.0		.0	.0	.0	.0	YES	.0
AA-0059941	Winters Way Reinsurance Company, Ltd.						.0	.0	.0	.0		.0	.0	.0	.0	YES	.0
AA-0052707	WRC-2009 REINSURANCE LTD						.0	.0	.0	.0		.0	.0	.0	.0	YES	.0
AA-0052714	WRCMAT-2009 REINSURANCE LTD						.0	.0	.0	.0		.0	.0	.0	.0	YES	.0
AA-0053729	WRP-3						.0	.0	.0	.0		.0	.0	.0	.0	YES	.0
AA-0054278	Y2K HOLDINGS REINS CO LTD						.0	.0	.0	.0		.0	.0	.0	.0	YES	.0
AA-0052332	Young Automotive Group Reinsurance Co., Ltd						.0	.0	.0	.0		.0	.0	.0	.0	YES	.0

ANNUAL STATEMENT FOR THE YEAR 2021 OF THE Dealers Assurance Company

SCHEDULE F - PART 3 (Continued)

Ceded Reinsurance as of December 31, Current Year (\$000 Omitted)
(Aging of Ceded Reinsurance)

ID Number From Col. 1	Name of Reinsurer From Col. 3	Reinsurance Recoverable on Paid Losses and Paid Loss Adjustment Expenses						44 Total Recoverable on Paid Losses & LAE Amounts in Dispute Included in Col. 43	45 Recoverable on Paid Losses & LAE Over 90 Days Past Due Amounts in Dispute Included in Cols. 40 & 41	46 Total Recoverable on Paid Losses & LAE Amounts Not in Dispute (Cols 43-44)	47 Recoverable on Paid Losses & LAE Over 90 Days Past Due Amounts Not in Dispute (Cols. 40 + 41 - 45)	48 Amounts Received Prior 90 Days	49 Percentage Overdue Col. 42/Col. 43	50 Percentage of Amounts More Than 90 Days Overdue Not in Dispute (Col. 47/[Cols. 46+48])	51 Percentage More Than 120 Days Overdue (Col. 41/ Col. 43)	52 Is the Amount in Col. 50 Less Than 20%? (Yes or No)	53 Amounts in Col. 47 for Reinsurers with Values Less Than 20% in Col. 50
		37 Current	38 Overdue				43 Total Due Cols. 37+42 (In total should equal Cols. 7+8)										
			38 1 - 29 Days	39 30 - 90 Days	40 91 - 120 Days	41 Over 120 Days											
AA-0052415	ZASRIN REINSURANCE						0	0	0	0	0	0.0	0.0	0.0	XXX	0	
2699999	Total Unauthorized - Other Non-U.S. Insurers	0	0	0	0	0	0	0	0	0	0	0.0	0.0	0.0	XXX	0	
2899999	Total Unauthorized Excluding Protected Cells (Sum of 2299999, 2399999, 2499999, 2599999 and 2699999)	0	0	0	0	0	0	0	0	0	0	0.0	0.0	0.0	XXX	0	
3299999	Total Certified - Affiliates - U.S. Non-Pool	0	0	0	0	0	0	0	0	0	0	0.0	0.0	0.0	XXX	0	
3599999	Total Certified - Affiliates - Other (Non-U.S.)	0	0	0	0	0	0	0	0	0	0	0.0	0.0	0.0	XXX	0	
3699999	Total Certified - Affiliates	0	0	0	0	0	0	0	0	0	0	0.0	0.0	0.0	XXX	0	
4299999	Total Certified Excluding Protected Cells (Sum of 3699999, 3799999, 3899999, 3999999 and 4099999)	0	0	0	0	0	0	0	0	0	0	0.0	0.0	0.0	XXX	0	
4699999	Total Reciprocal Jurisdiction - Affiliates - U.S. Non-Pool	0	0	0	0	0	0	0	0	0	0	0.0	0.0	0.0	XXX	0	
4999999	Total Reciprocal Jurisdiction - Affiliates - Other (Non-U.S.)	0	0	0	0	0	0	0	0	0	0	0.0	0.0	0.0	XXX	0	
5099999	Total Reciprocal Jurisdiction - Affiliates	0	0	0	0	0	0	0	0	0	0	0.0	0.0	0.0	XXX	0	
5699999	Total Reciprocal Jurisdiction Excluding Protected Cells (Sum of 5099999, 5199999, 5299999, 5399999 and 5499999)	0	0	0	0	0	0	0	0	0	0	0.0	0.0	0.0	XXX	0	
5799999	Total Authorized, Unauthorized, Reciprocal Jurisdiction and Certified Excluding Protected Cells (Sum of 1499999, 2899999, 4299999 and 5699999)	0	0	0	0	0	0	0	0	0	0	0.0	0.0	0.0	XXX	0	
5899999	Total Protected Cells (Sum of 1399999, 2799999, 4199999 and 5599999)	0	0	0	0	0	0	0	0	0	0	0.0	0.0	0.0	XXX	0	
9999999	Totals	0	0	0	0	0	0	0	0	0	0	0.0	0.0	0.0	XXX	0	

ANNUAL STATEMENT FOR THE YEAR 2021 OF THE Dealers Assurance Company

SCHEDULE F - PART 3 (Continued)

Ceded Reinsurance as of December 31, Current Year (\$000 Omitted)
(Provision for Reinsurance for Certified Reinsurers)

ID Number From Col. 1	Name of Reinsurer From Col. 3	Provision for Certified Reinsurance													Complete if Col. 52 = "No"; Otherwise Enter 0			69 Provision for Overdue Reinsurance Ceded to Certified Reinsurers (Greater of [Col. 62 + Col. 65] or Col.68; not to Exceed Col. 63)
		54	55	56	57	58	59	60	61	62	63	64	65	66	67	68		
		Certified Reinsurer Rating (1 through 6)	Effective Date of Certified Reinsurer Rating	Percent Collateral Required for Full Credit (0% through 100%)	Catastrophe Recoverables Qualifying for Collateral Deferral	Net Recoverables Subject to Collateral Requirements for Full Credit (Col. 19 - Col. 57)	Dollar Amount of Collateral Required (Col. 56 * Col. 58)	Percent of Collateral Provided for Net Recoverables Subject to Collateral Requirements ([Col. 20 + Col. 21 + Col. 22 + Col. 24] / Col. 58)	Percent Credit Allowed on Net Recoverables Subject to Collateral Requirements (Col. 60 / Col. 56, not to exceed 100%)	20% of Recoverable on Paid Losses & LAE Over 90 Days Past Due Amounts in Dispute (Col. 45 * 20%)	Amount of Credit Allowed for Net Recoverables (Col. 57 + [Col. 58 * Col. 61])	Provision for Reinsurance with Certified Reinsurers Due to Collateral Deficiency (Col. 19 - Col. 63)	20% of Recoverable on Paid Losses & LAE Over 90 Days Past Due Amounts Not in Dispute (Col. 47 * 20%)	Total Collateral Provided (Col. 20 + Col. 21 + Col. 24, not to Exceed Col. 63)	Net Unsecured Recoverable for Which Credit is Allowed (Col. 63 - Col. 66)	20% of Amount in Col. 67		
0499999. Total Authorized - Affiliates - U.S. Non-Pool				XXX	XXX	XXX	XXX	XXX	XXX	XXX	XXX	XXX	XXX	XXX	XXX	XXX	XXX	
0799999. Total Authorized - Affiliates - Other (Non-U.S.)				XXX	XXX	XXX	XXX	XXX	XXX	XXX	XXX	XXX	XXX	XXX	XXX	XXX	XXX	
0899999. Total Authorized - Affiliates				XXX	XXX	XXX	XXX	XXX	XXX	XXX	XXX	XXX	XXX	XXX	XXX	XXX	XXX	
59-1673015	Bankers Insurance Co.	XXX	XXX	XXX	XXX	XXX	XXX	XXX	XXX	XXX	XXX	XXX	XXX	XXX	XXX	XXX	XXX	
43-1754760	Lyndon Southern Insurance Company	XXX	XXX	XXX	XXX	XXX	XXX	XXX	XXX	XXX	XXX	XXX	XXX	XXX	XXX	XXX	XXX	
0999999. Total Authorized - Other U.S. Unaffiliated Insurers				XXX	XXX	XXX	XXX	XXX	XXX	XXX	XXX	XXX	XXX	XXX	XXX	XXX	XXX	
1499999. Total Authorized Excluding Protected Cells (Sum of 0899999, 0999999, 1099999, 1199999 and 1299999)				XXX	XXX	XXX	XXX	XXX	XXX	XXX	XXX	XXX	XXX	XXX	XXX	XXX	XXX	
1899999. Total Unauthorized - Affiliates - U.S. Non-Pool				XXX	XXX	XXX	XXX	XXX	XXX	XXX	XXX	XXX	XXX	XXX	XXX	XXX	XXX	
AA-0052149	American Colonial REINS CO LTD	XXX	XXX	XXX	XXX	XXX	XXX	XXX	XXX	XXX	XXX	XXX	XXX	XXX	XXX	XXX	XXX	
AA-0052072	IAI	XXX	XXX	XXX	XXX	XXX	XXX	XXX	XXX	XXX	XXX	XXX	XXX	XXX	XXX	XXX	XXX	
AA-0054388	Three Diamonds Reinsurance Co Ltd	XXX	XXX	XXX	XXX	XXX	XXX	XXX	XXX	XXX	XXX	XXX	XXX	XXX	XXX	XXX	XXX	
2099999. Total Unauthorized - Affiliates - Other (Non-U.S.) - Other				XXX	XXX	XXX	XXX	XXX	XXX	XXX	XXX	XXX	XXX	XXX	XXX	XXX	XXX	
2199999. Total Unauthorized - Affiliates - Other (Non-U.S.)				XXX	XXX	XXX	XXX	XXX	XXX	XXX	XXX	XXX	XXX	XXX	XXX	XXX	XXX	
2299999. Total Unauthorized - Affiliates				XXX	XXX	XXX	XXX	XXX	XXX	XXX	XXX	XXX	XXX	XXX	XXX	XXX	XXX	
81-0680054	Allied Guaranty Insurance Company	XXX	XXX	XXX	XXX	XXX	XXX	XXX	XXX	XXX	XXX	XXX	XXX	XXX	XXX	XXX	XXX	
82-3695915	HFT Re	XXX	XXX	XXX	XXX	XXX	XXX	XXX	XXX	XXX	XXX	XXX	XXX	XXX	XXX	XXX	XXX	
82-4219627	UNITED STATES DEALER REINS CO LLC	XXX	XXX	XXX	XXX	XXX	XXX	XXX	XXX	XXX	XXX	XXX	XXX	XXX	XXX	XXX	XXX	
26-3683841	VSC RE, Inc.	XXX	XXX	XXX	XXX	XXX	XXX	XXX	XXX	XXX	XXX	XXX	XXX	XXX	XXX	XXX	XXX	
2399999. Total Unauthorized - Other U.S. Unaffiliated Insurers				XXX	XXX	XXX	XXX	XXX	XXX	XXX	XXX	XXX	XXX	XXX	XXX	XXX	XXX	
AA-0057923	3TG	XXX	XXX	XXX	XXX	XXX	XXX	XXX	XXX	XXX	XXX	XXX	XXX	XXX	XXX	XXX	XXX	
AA-0055138	42 TIGER RIC LTD	XXX	XXX	XXX	XXX	XXX	XXX	XXX	XXX	XXX	XXX	XXX	XXX	XXX	XXX	XXX	XXX	
AA-0052989	4SPOKE CAPITAL REINS CO LTD	XXX	XXX	XXX	XXX	XXX	XXX	XXX	XXX	XXX	XXX	XXX	XXX	XXX	XXX	XXX	XXX	
AA-0058290	922 Reinsurance Company, Ltd.	XXX	XXX	XXX	XXX	XXX	XXX	XXX	XXX	XXX	XXX	XXX	XXX	XXX	XXX	XXX	XXX	
AA-0058290	922 Reinsurance Company, Ltd.	XXX	XXX	XXX	XXX	XXX	XXX	XXX	XXX	XXX	XXX	XXX	XXX	XXX	XXX	XXX	XXX	
AA-0054516	A & H Insurance Co Ltd	XXX	XXX	XXX	XXX	XXX	XXX	XXX	XXX	XXX	XXX	XXX	XXX	XXX	XXX	XXX	XXX	
AA-0058176	A Ford Able Reinsurance Company, Ltd.	XXX	XXX	XXX	XXX	XXX	XXX	XXX	XXX	XXX	XXX	XXX	XXX	XXX	XXX	XXX	XXX	
AA-7770162	ADAR Reins Co Inc	XXX	XXX	XXX	XXX	XXX	XXX	XXX	XXX	XXX	XXX	XXX	XXX	XXX	XXX	XXX	XXX	
AA-0059492	Agents Management Group Reinsurance Company, Ltd.	XXX	XXX	XXX	XXX	XXX	XXX	XXX	XXX	XXX	XXX	XXX	XXX	XXX	XXX	XXX	XXX	
AA-0054644	Agnes Re	XXX	XXX	XXX	XXX	XXX	XXX	XXX	XXX	XXX	XXX	XXX	XXX	XXX	XXX	XXX	XXX	
AA-0055467	AJH REINSURANCE LTD	XXX	XXX	XXX	XXX	XXX	XXX	XXX	XXX	XXX	XXX	XXX	XXX	XXX	XXX	XXX	XXX	
AA-0054507	Alexandria Grey Reinsurance Co.	XXX	XXX	XXX	XXX	XXX	XXX	XXX	XXX	XXX	XXX	XXX	XXX	XXX	XXX	XXX	XXX	
AA-0059387	All Roads Reinsurance Company, Ltd.	XXX	XXX	XXX	XXX	XXX	XXX	XXX	XXX	XXX	XXX	XXX	XXX	XXX	XXX	XXX	XXX	
AA-0053877	All Star Reinsurance Company, Ltd.	XXX	XXX	XXX	XXX	XXX	XXX	XXX	XXX	XXX	XXX	XXX	XXX	XXX	XXX	XXX	XXX	
AA-0054958	AMAZON REINS GAP	XXX	XXX	XXX	XXX	XXX	XXX	XXX	XXX	XXX	XXX	XXX	XXX	XXX	XXX	XXX	XXX	
AA-0052582	Ameral Reinsurance Co Ltd	XXX	XXX	XXX	XXX	XXX	XXX	XXX	XXX	XXX	XXX	XXX	XXX	XXX	XXX	XXX	XXX	
AA-0057549	AMYCAKES 2 REINS CO LTD	XXX	XXX	XXX	XXX	XXX	XXX	XXX	XXX	XXX	XXX	XXX	XXX	XXX	XXX	XXX	XXX	
AA-0058078	Anarchy Reinsurance Company, Ltd.	XXX	XXX	XXX	XXX	XXX	XXX	XXX	XXX	XXX	XXX	XXX	XXX	XXX	XXX	XXX	XXX	
AA-0053977	ANG REINS -GAP	XXX	XXX	XXX	XXX	XXX	XXX	XXX	XXX	XXX	XXX	XXX	XXX	XXX	XXX	XXX	XXX	
AA-0055261	APA III Reinsurance, Ltd.	XXX	XXX	XXX	XXX	XXX	XXX	XXX	XXX	XXX	XXX	XXX	XXX	XXX	XXX	XXX	XXX	
AA-3190859	ARIA REINSURANCE	XXX	XXX	XXX	XXX	XXX	XXX	XXX	XXX	XXX	XXX	XXX	XXX	XXX	XXX	XXX	XXX	

ANNUAL STATEMENT FOR THE YEAR 2021 OF THE Dealers Assurance Company

SCHEDULE F - PART 3 (Continued)

Ceded Reinsurance as of December 31, Current Year (\$000 Omitted)
(Provision for Reinsurance for Certified Reinsurers)

ID Number From Col. 1	Name of Reinsurer From Col. 3	Provision for Certified Reinsurance													Complete if Col. 52 = "No"; Otherwise Enter 0			69 Provision for Overdue Reinsurance Ceded to Certified Reinsurers (Greater of [Col. 62 + Col. 65] or Col.68; not to Exceed Col. 63)
		54	55	56	57	58	59	60	61	62	63	64	65	66	67	68		
		Certified Reinsurer Rating (1 through 6)	Effective Date of Certified Reinsurer Rating	Percent Collateral Required for Full Credit (0% through 100%)	Catastrophe Recoverables Qualifying for Collateral Deferral	Net Recoverables Subject to Collateral Requirements for Full Credit (Col. 19 - Col. 57)	Dollar Amount of Collateral Required (Col. 56 * Col. 58)	Percent of Collateral Provided for Net Recoverables Subject to Collateral Requirements ([Col. 20 + Col. 21 + Col. 22 + Col. 24] / Col. 58)	Percent Credit Allowed on Net Recoverables Subject to Collateral Requirements (Col. 60 / Col. 56, not to exceed 100%)	20% of Recoverable on Paid Losses & LAE Over 90 Days Past Due Amounts in Dispute (Col. 45 * 20%)	Amount of Credit Allowed for Net Recoverables (Col. 57 + [Col. 58 * Col. 61])	Provision for Reinsurance with Certified Reinsurers Due to Collateral Deficiency (Col. 19 - Col. 63)	20% of Recoverable on Paid Losses & LAE Over 90 Days Past Due Amounts Not in Dispute (Col. 47 * 20%)	Total Collateral Provided (Col. 20 + Col. 21 + Col. 24, not to Exceed Col. 63)	Net Unsecured Recoverable for Which Credit is Allowed (Col. 63 - Col. 66)	20% of Amount in Col. 67		
AA-0051583	ARKLATEX	XXX	XXX	XXX	XXX	XXX	XXX	XXX	XXX	XXX	XXX	XXX	XXX	XXX	XXX	XXX	XXX	
AA-0056614	Askins Reinsurance Company, Ltd.	XXX	XXX	XXX	XXX	XXX	XXX	XXX	XXX	XXX	XXX	XXX	XXX	XXX	XXX	XXX	XXX	
AA-0053533	AUTO BLOCK RIC LTD	XXX	XXX	XXX	XXX	XXX	XXX	XXX	XXX	XXX	XXX	XXX	XXX	XXX	XXX	XXX	XXX	
AA-0055491	Auto Dealer Solutions Reinsurance Co., Ltd.	XXX	XXX	XXX	XXX	XXX	XXX	XXX	XXX	XXX	XXX	XXX	XXX	XXX	XXX	XXX	XXX	
AA-0057713	Auto Shield Texas Reinsurance Company, Ltd.	XXX	XXX	XXX	XXX	XXX	XXX	XXX	XXX	XXX	XXX	XXX	XXX	XXX	XXX	XXX	XXX	
AA-0058940	Autosbyzack Reinsurance Company, Ltd.	XXX	XXX	XXX	XXX	XXX	XXX	XXX	XXX	XXX	XXX	XXX	XXX	XXX	XXX	XXX	XXX	
AA-0054186	AUTO-TEX	XXX	XXX	XXX	XXX	XXX	XXX	XXX	XXX	XXX	XXX	XXX	XXX	XXX	XXX	XXX	XXX	
AA-0054661	AUTO-TEX I	XXX	XXX	XXX	XXX	XXX	XXX	XXX	XXX	XXX	XXX	XXX	XXX	XXX	XXX	XXX	XXX	
AA-0054662	AUTO-TEX II	XXX	XXX	XXX	XXX	XXX	XXX	XXX	XXX	XXX	XXX	XXX	XXX	XXX	XXX	XXX	XXX	
AA-0058284	Awesome Warranties Reinsurance Company, Ltd.	XXX	XXX	XXX	XXX	XXX	XXX	XXX	XXX	XXX	XXX	XXX	XXX	XXX	XXX	XXX	XXX	
AA-0055916	Barbera Autoland Reinsurance, Ltd.	XXX	XXX	XXX	XXX	XXX	XXX	XXX	XXX	XXX	XXX	XXX	XXX	XXX	XXX	XXX	XXX	
AA-0051714	BARHAM GROUP REINSURANCE	XXX	XXX	XXX	XXX	XXX	XXX	XXX	XXX	XXX	XXX	XXX	XXX	XXX	XXX	XXX	XXX	
AA-0059262	Bazi Corporation Reinsurance Company, Ltd.	XXX	XXX	XXX	XXX	XXX	XXX	XXX	XXX	XXX	XXX	XXX	XXX	XXX	XXX	XXX	XXX	
AA-6900146	BBD REINS	XXX	XXX	XXX	XXX	XXX	XXX	XXX	XXX	XXX	XXX	XXX	XXX	XXX	XXX	XXX	XXX	
AA-0057130	BBS RE	XXX	XXX	XXX	XXX	XXX	XXX	XXX	XXX	XXX	XXX	XXX	XXX	XXX	XXX	XXX	XXX	
AA-7770011	BEAST MODE RE	XXX	XXX	XXX	XXX	XXX	XXX	XXX	XXX	XXX	XXX	XXX	XXX	XXX	XXX	XXX	XXX	
AA-0052777	Beaumont Re	XXX	XXX	XXX	XXX	XXX	XXX	XXX	XXX	XXX	XXX	XXX	XXX	XXX	XXX	XXX	XXX	
AA-0055574	BEDFORD REINS CO LTD	XXX	XXX	XXX	XXX	XXX	XXX	XXX	XXX	XXX	XXX	XXX	XXX	XXX	XXX	XXX	XXX	
AA-7770777	BEG Reinsurance Company Inc.	XXX	XXX	XXX	XXX	XXX	XXX	XXX	XXX	XXX	XXX	XXX	XXX	XXX	XXX	XXX	XXX	
AA-0053798	Ben Mark & Co. Reinsurance Company, Ltd.	XXX	XXX	XXX	XXX	XXX	XXX	XXX	XXX	XXX	XXX	XXX	XXX	XXX	XXX	XXX	XXX	
AA-0057475	BFJ RIC LTD	XXX	XXX	XXX	XXX	XXX	XXX	XXX	XXX	XXX	XXX	XXX	XXX	XXX	XXX	XXX	XXX	
AA-3190967	BIG RED REINSURANCE, LTD.	XXX	XXX	XXX	XXX	XXX	XXX	XXX	XXX	XXX	XXX	XXX	XXX	XXX	XXX	XXX	XXX	
AA-0057152	Big Sarasota Pass Reinsurance Company, Ltd.	XXX	XXX	XXX	XXX	XXX	XXX	XXX	XXX	XXX	XXX	XXX	XXX	XXX	XXX	XXX	XXX	
AA-0057793	BKRAD040	XXX	XXX	XXX	XXX	XXX	XXX	XXX	XXX	XXX	XXX	XXX	XXX	XXX	XXX	XXX	XXX	
AA-0053278	BLC Reinsurance Co., Ltd.	XXX	XXX	XXX	XXX	XXX	XXX	XXX	XXX	XXX	XXX	XXX	XXX	XXX	XXX	XXX	XXX	
AA-0051557	Blue Moon Reinsurance Co., Ltd.	XXX	XXX	XXX	XXX	XXX	XXX	XXX	XXX	XXX	XXX	XXX	XXX	XXX	XXX	XXX	XXX	
AA-0058710	Blue Rhino Dre 1 Reinsurance Ltd.	XXX	XXX	XXX	XXX	XXX	XXX	XXX	XXX	XXX	XXX	XXX	XXX	XXX	XXX	XXX	XXX	
AA-0055535	BMR-2013 REINSURANCE, LTD.	XXX	XXX	XXX	XXX	XXX	XXX	XXX	XXX	XXX	XXX	XXX	XXX	XXX	XXX	XXX	XXX	
AA-0059273	BORK REINS LTD	XXX	XXX	XXX	XXX	XXX	XXX	XXX	XXX	XXX	XXX	XXX	XXX	XXX	XXX	XXX	XXX	
AA-0051261	BOYLAND GRP REINS CO LTD	XXX	XXX	XXX	XXX	XXX	XXX	XXX	XXX	XXX	XXX	XXX	XXX	XXX	XXX	XXX	XXX	
AA-0053005	Brent Brown Reinsurance Company, Inc.	XXX	XXX	XXX	XXX	XXX	XXX	XXX	XXX	XXX	XXX	XXX	XXX	XXX	XXX	XXX	XXX	
AA-0057225	Broken Arrow Reinsurance Co., Ltd.	XXX	XXX	XXX	XXX	XXX	XXX	XXX	XXX	XXX	XXX	XXX	XXX	XXX	XXX	XXX	XXX	
AA-0057226	Broken Bow Reinsurance Co., Ltd.	XXX	XXX	XXX	XXX	XXX	XXX	XXX	XXX	XXX	XXX	XXX	XXX	XXX	XXX	XXX	XXX	
AA-0052438	Brookmont Capital Holding Reinsurance Company, Ltd.	XXX	XXX	XXX	XXX	XXX	XXX	XXX	XXX	XXX	XXX	XXX	XXX	XXX	XXX	XXX	XXX	
AA-0053914	Buccaneer Reinsurance Company Ltd	XXX	XXX	XXX	XXX	XXX	XXX	XXX	XXX	XXX	XXX	XXX	XXX	XXX	XXX	XXX	XXX	
AA-0056638	Buckshots Reinsurance Company, Ltd.	XXX	XXX	XXX	XXX	XXX	XXX	XXX	XXX	XXX	XXX	XXX	XXX	XXX	XXX	XXX	XXX	
AA-0056344	BW Reinsurance Company, Ltd.	XXX	XXX	XXX	XXX	XXX	XXX	XXX	XXX	XXX	XXX	XXX	XXX	XXX	XXX	XXX	XXX	
AA-0000000	BYRIDER-SAN ANTONIO TX	XXX	XXX	XXX	XXX	XXX	XXX	XXX	XXX	XXX	XXX	XXX	XXX	XXX	XXX	XXX	XXX	
AA-3610432	C BROUDY	XXX	XXX	XXX	XXX	XXX	XXX	XXX	XXX	XXX	XXX	XXX	XXX	XXX	XXX	XXX	XXX	
AA-0053888	C E B REINS CO LTD	XXX	XXX	XXX	XXX	XXX	XXX	XXX	XXX	XXX	XXX	XXX	XXX	XXX	XXX	XXX	XXX	
AA-0052056	Cabo Reinsurance Co Ltd	XXX	XXX	XXX	XXX	XXX	XXX	XXX	XXX	XXX	XXX	XXX	XXX	XXX	XXX	XXX	XXX	
AA-0057676	CANDIOTTA REINS CO II LTD	XXX	XXX	XXX	XXX	XXX	XXX	XXX	XXX	XXX	XXX	XXX	XXX	XXX	XXX	XXX	XXX	

ANNUAL STATEMENT FOR THE YEAR 2021 OF THE Dealers Assurance Company

SCHEDULE F - PART 3 (Continued)

Ceded Reinsurance as of December 31, Current Year (\$000 Omitted)
(Provision for Reinsurance for Certified Reinsurers)

ID Number From Col. 1	Name of Reinsurer From Col. 3	Provision for Certified Reinsurance															
		54	55	56	57	58	59	60	61	62	63	64	65	Complete if Col. 52 = "No"; Otherwise Enter 0			69
		Certified Reinsurer Rating (1 through 6)	Effective Date of Certified Reinsurer Rating	Percent Collateral Required for Full Credit (0% through 100%)	Catastrophe Recoverables Qualifying for Collateral Deferral	Net Recoverables Subject to Collateral Requirements for Full Credit (Col. 19 - Col. 57)	Dollar Amount of Collateral Required (Col. 56 * Col. 58)	Percent of Collateral Provided for Net Recoverables Subject to Collateral Requirements ([Col. 20 + Col. 21 + Col. 22 + Col. 24] / Col. 58)	Percent Credit Allowed on Net Recoverables Subject to Collateral Requirements (Col. 60 / Col. 56, not to exceed 100%)	20% of Recoverable on Paid Losses & LAE Over 90 Days Past Due Amounts in Dispute (Col. 45 * 20%)	Amount of Credit Allowed for Net Recoverables (Col. 57 + [Col. 58 * Col. 61])	Provision for Reinsurance with Certified Reinsurers Due to Collateral Deficiency (Col. 19 - Col. 63)	20% of Recoverable on Paid Losses & LAE Over 90 Days Past Due Amounts Not in Dispute (Col. 47 * 20%)	Total Collateral Provided (Col. 20 + Col. 21 + Col. 24, not to Exceed Col. 63)	Net Unsecured Recoverable for Which Credit is Allowed (Col. 63 - Col. 66)	20% of Amount in Col. 67	Provision for Overdue Reinsurance Ceded to Certified Reinsurers (Greater of [Col. 62 + Col. 65] or Col.68; not to Exceed Col. 63)
AA-0053641	CANDIOTTA REINS CO LTD	XXX	XXX	XXX	XXX	XXX	XXX	XXX	XXX	XXX	XXX	XXX	XXX	XXX	XXX	XXX	
AA-0059040	CAP Auto Reinsurance Company, Ltd.	XXX	XXX	XXX	XXX	XXX	XXX	XXX	XXX	XXX	XXX	XXX	XXX	XXX	XXX	XXX	
AA-0055135	CAPFAM RE	XXX	XXX	XXX	XXX	XXX	XXX	XXX	XXX	XXX	XXX	XXX	XXX	XXX	XXX	XXX	
AA-0000000	CCF Reinsurance Co	XXX	XXX	XXX	XXX	XXX	XXX	XXX	XXX	XXX	XXX	XXX	XXX	XXX	XXX	XXX	
AA-0054860	CDM REINSURANCE	XXX	XXX	XXX	XXX	XXX	XXX	XXX	XXX	XXX	XXX	XXX	XXX	XXX	XXX	XXX	
AA-0056519	CDP RE	XXX	XXX	XXX	XXX	XXX	XXX	XXX	XXX	XXX	XXX	XXX	XXX	XXX	XXX	XXX	
AA-0057457	CGBS REINS	XXX	XXX	XXX	XXX	XXX	XXX	XXX	XXX	XXX	XXX	XXX	XXX	XXX	XXX	XXX	
AA-0059649	CGW REINS LTD	XXX	XXX	XXX	XXX	XXX	XXX	XXX	XXX	XXX	XXX	XXX	XXX	XXX	XXX	XXX	
AA-0053661	CHAPS	XXX	XXX	XXX	XXX	XXX	XXX	XXX	XXX	XXX	XXX	XXX	XXX	XXX	XXX	XXX	
AA-0057717	Chesapeake Family Reinsurance Company, Ltd.	XXX	XXX	XXX	XXX	XXX	XXX	XXX	XXX	XXX	XXX	XXX	XXX	XXX	XXX	XXX	
AA-0052396	CHEVALIER	XXX	XXX	XXX	XXX	XXX	XXX	XXX	XXX	XXX	XXX	XXX	XXX	XXX	XXX	XXX	
AA-6900286	Chisholm Trail Re	XXX	XXX	XXX	XXX	XXX	XXX	XXX	XXX	XXX	XXX	XXX	XXX	XXX	XXX	XXX	
AA-0052068	CHOPPER REINSURANCE	XXX	XXX	XXX	XXX	XXX	XXX	XXX	XXX	XXX	XXX	XXX	XXX	XXX	XXX	XXX	
AA-0054875	CHRISTENSEN 3 REINS CO LTD	XXX	XXX	XXX	XXX	XXX	XXX	XXX	XXX	XXX	XXX	XXX	XXX	XXX	XXX	XXX	
AA-0056351	Cinco Vista Reinsurance Company, Ltd.	XXX	XXX	XXX	XXX	XXX	XXX	XXX	XXX	XXX	XXX	XXX	XXX	XXX	XXX	XXX	
AA-6900000	Circle R Holdings Product Co	XXX	XXX	XXX	XXX	XXX	XXX	XXX	XXX	XXX	XXX	XXX	XXX	XXX	XXX	XXX	
AA-0057227	Circle T Reinsurance Co., Ltd.	XXX	XXX	XXX	XXX	XXX	XXX	XXX	XXX	XXX	XXX	XXX	XXX	XXX	XXX	XXX	
AA-0058261	CJB REINSURANCE, LTD	XXX	XXX	XXX	XXX	XXX	XXX	XXX	XXX	XXX	XXX	XXX	XXX	XXX	XXX	XXX	
AA-0053225	Claremont Capital Reinsurance, Ltd	XXX	XXX	XXX	XXX	XXX	XXX	XXX	XXX	XXX	XXX	XXX	XXX	XXX	XXX	XXX	
AA-0056335	CLAYTON MARKETING REINS CO LTD	XXX	XXX	XXX	XXX	XXX	XXX	XXX	XXX	XXX	XXX	XXX	XXX	XXX	XXX	XXX	
AA-0055601	Closest to the Dealership Reinsurance Company, Inc	XXX	XXX	XXX	XXX	XXX	XXX	XXX	XXX	XXX	XXX	XXX	XXX	XXX	XXX	XXX	
AA-0055932	CMFR RE	XXX	XXX	XXX	XXX	XXX	XXX	XXX	XXX	XXX	XXX	XXX	XXX	XXX	XXX	XXX	
AA-0056913	CNET Reinsurance Company, Ltd.	XXX	XXX	XXX	XXX	XXX	XXX	XXX	XXX	XXX	XXX	XXX	XXX	XXX	XXX	XXX	
AA-0052742	Coalition Reinsurance Co Ltd	XXX	XXX	XXX	XXX	XXX	XXX	XXX	XXX	XXX	XXX	XXX	XXX	XXX	XXX	XXX	
AA-0056821	Coastal Empire Reinsurance Co Ltd	XXX	XXX	XXX	XXX	XXX	XXX	XXX	XXX	XXX	XXX	XXX	XXX	XXX	XXX	XXX	
AA-0059935	Coconut Bayou Reinsurance Company, Ltd.	XXX	XXX	XXX	XXX	XXX	XXX	XXX	XXX	XXX	XXX	XXX	XXX	XXX	XXX	XXX	
AA-0057828	Colozzi Reinsurance Company, Ltd.	XXX	XXX	XXX	XXX	XXX	XXX	XXX	XXX	XXX	XXX	XXX	XXX	XXX	XXX	XXX	
AA-0057619	Commercial Reinsurance Company, Ltd.	XXX	XXX	XXX	XXX	XXX	XXX	XXX	XXX	XXX	XXX	XXX	XXX	XXX	XXX	XXX	
AA-0055077	Committed Reinsurance	XXX	XXX	XXX	XXX	XXX	XXX	XXX	XXX	XXX	XXX	XXX	XXX	XXX	XXX	XXX	
AA-0057153	Compass Rose Reinsurance Company, Ltd.	XXX	XXX	XXX	XXX	XXX	XXX	XXX	XXX	XXX	XXX	XXX	XXX	XXX	XXX	XXX	
AA-0057999	CONTINENTAL MOTORS REINS CO LTD	XXX	XXX	XXX	XXX	XXX	XXX	XXX	XXX	XXX	XXX	XXX	XXX	XXX	XXX	XXX	
AA-0053597	CORNERED REINS LTD	XXX	XXX	XXX	XXX	XXX	XXX	XXX	XXX	XXX	XXX	XXX	XXX	XXX	XXX	XXX	
AA-0059388	Credence Reinsurance Company, Ltd.	XXX	XXX	XXX	XXX	XXX	XXX	XXX	XXX	XXX	XXX	XXX	XXX	XXX	XXX	XXX	
AA-0055995	CSCI Reinsurance Co, Ltd.	XXX	XXX	XXX	XXX	XXX	XXX	XXX	XXX	XXX	XXX	XXX	XXX	XXX	XXX	XXX	
AA-0054856	D.C.E.B.	XXX	XXX	XXX	XXX	XXX	XXX	XXX	XXX	XXX	XXX	XXX	XXX	XXX	XXX	XXX	
AA-0057739	Dahl Automotive Reinsurance Limited	XXX	XXX	XXX	XXX	XXX	XXX	XXX	XXX	XXX	XXX	XXX	XXX	XXX	XXX	XXX	
AA-0056961	Danielle Chase Reinsurance Company, Ltd.	XXX	XXX	XXX	XXX	XXX	XXX	XXX	XXX	XXX	XXX	XXX	XXX	XXX	XXX	XXX	
AA-0053775	DANTAM REINS CO LTD	XXX	XXX	XXX	XXX	XXX	XXX	XXX	XXX	XXX	XXX	XXX	XXX	XXX	XXX	XXX	
AA-0052670	Davenport Capitol Reinsurance Co Ltd	XXX	XXX	XXX	XXX	XXX	XXX	XXX	XXX	XXX	XXX	XXX	XXX	XXX	XXX	XXX	
AA-0053052	David H. Edwards Reinsurance Company, Ltd	XXX	XXX	XXX	XXX	XXX	XXX	XXX	XXX	XXX	XXX	XXX	XXX	XXX	XXX	XXX	
AA-0059749	David Niello	XXX	XXX	XXX	XXX	XXX	XXX	XXX	XXX	XXX	XXX	XXX	XXX	XXX	XXX	XXX	
AA-0052029	DBG REINS CO LTD	XXX	XXX	XXX	XXX	XXX	XXX	XXX	XXX	XXX	XXX	XXX	XXX	XXX	XXX	XXX	

ANNUAL STATEMENT FOR THE YEAR 2021 OF THE Dealers Assurance Company

SCHEDULE F - PART 3 (Continued)

Ceded Reinsurance as of December 31, Current Year (\$000 Omitted)
(Provision for Reinsurance for Certified Reinsurers)

ID Number From Col. 1	Name of Reinsurer From Col. 3	Provision for Certified Reinsurance													Complete if Col. 52 = "No"; Otherwise Enter 0			69 Provision for Overdue Reinsurance Ceded to Certified Reinsurers (Greater of [Col. 62 + Col. 65] or Col.68; not to Exceed Col. 63)
		54	55	56	57	58	59	60	61	62	63	64	65	66	67	68		
		Certified Reinsurer Rating (1 through 6)	Effective Date of Certified Reinsurer Rating	Percent Collateral Required for Full Credit (0% through 100%)	Catastrophe Recoverables Qualifying for Collateral Deferral	Net Recoverables Subject to Collateral Requirements for Full Credit (Col. 19 - Col. 57)	Dollar Amount of Collateral Required (Col. 56 * Col. 58)	Percent of Collateral Provided for Net Recoverables Subject to Collateral Requirements ([Col. 20 + Col. 21 + Col. 22 + Col. 24] / Col. 58)	Percent Credit Allowed on Net Recoverables Subject to Collateral Requirements (Col. 60 / Col. 56, not to exceed 100%)	20% of Recoverable on Paid Losses & LAE Over 90 Days Past Due Amounts in Dispute (Col. 45 * 20%)	Amount of Credit Allowed for Net Recoverables (Col. 57 + [Col. 58 * Col. 61])	Provision for Reinsurance with Certified Reinsurers Due to Collateral Deficiency (Col. 19 - Col. 63)	20% of Recoverable on Paid Losses & LAE Over 90 Days Past Due Amounts Not in Dispute (Col. 47 * 20%)	Total Collateral Provided (Col. 20 + Col. 21 + Col. 24, not to Exceed Col. 63)	Net Unsecured Recoverable for Which Credit is Allowed (Col. 63 - Col. 66)	20% of Amount in Col. 67		
AA-7770775	DCK Automotive Holdings Reinsurance Company Inc.	XXX	XXX	XXX	XXX	XXX	XXX	XXX	XXX	XXX	XXX	XXX	XXX	XXX	XXX	XXX	XXX	
AA-0053540	Deacon1 Reinsurance Company Ltd	XXX	XXX	XXX	XXX	XXX	XXX	XXX	XXX	XXX	XXX	XXX	XXX	XXX	XXX	XXX	XXX	
AA-0053547	Deacon2 Reinsurance Company Ltd	XXX	XXX	XXX	XXX	XXX	XXX	XXX	XXX	XXX	XXX	XXX	XXX	XXX	XXX	XXX	XXX	
AA-0055589	Deacon3 Reinsurance Company, Ltd.	XXX	XXX	XXX	XXX	XXX	XXX	XXX	XXX	XXX	XXX	XXX	XXX	XXX	XXX	XXX	XXX	
AA-0059272	DEL Reinsurance Ltd	XXX	XXX	XXX	XXX	XXX	XXX	XXX	XXX	XXX	XXX	XXX	XXX	XXX	XXX	XXX	XXX	
AA-0056916	Del Silver Reinsurance, Ltd.	XXX	XXX	XXX	XXX	XXX	XXX	XXX	XXX	XXX	XXX	XXX	XXX	XXX	XXX	XXX	XXX	
AA-0056076	Deschutes Reinsurance Company, Ltd.	XXX	XXX	XXX	XXX	XXX	XXX	XXX	XXX	XXX	XXX	XXX	XXX	XXX	XXX	XXX	XXX	
AA-7770776	DFV Reinsurance Company, Inc.	XXX	XXX	XXX	XXX	XXX	XXX	XXX	XXX	XXX	XXX	XXX	XXX	XXX	XXX	XXX	XXX	
AA-0054035	DINS-ZEVEN WESTERN REINS LTD	XXX	XXX	XXX	XXX	XXX	XXX	XXX	XXX	XXX	XXX	XXX	XXX	XXX	XXX	XXX	XXX	
AA-0057996	Diverse Offerings Reinsurance, Ltd.	XXX	XXX	XXX	XXX	XXX	XXX	XXX	XXX	XXX	XXX	XXX	XXX	XXX	XXX	XXX	XXX	
AA-0055576	DJRR REINS CO LTD	XXX	XXX	XXX	XXX	XXX	XXX	XXX	XXX	XXX	XXX	XXX	XXX	XXX	XXX	XXX	XXX	
AA-0059569	DK BLACKSMITH RIC LTD	XXX	XXX	XXX	XXX	XXX	XXX	XXX	XXX	XXX	XXX	XXX	XXX	XXX	XXX	XXX	XXX	
AA-0058944	Double Down Reinsurance Company, Ltd.	XXX	XXX	XXX	XXX	XXX	XXX	XXX	XXX	XXX	XXX	XXX	XXX	XXX	XXX	XXX	XXX	
AA-0053005	DRAM Assured Reinsurance Limited	XXX	XXX	XXX	XXX	XXX	XXX	XXX	XXX	XXX	XXX	XXX	XXX	XXX	XXX	XXX	XXX	
AA-0058058	Dream Reinsurance Company, Ltd.	XXX	XXX	XXX	XXX	XXX	XXX	XXX	XXX	XXX	XXX	XXX	XXX	XXX	XXX	XXX	XXX	
AA-0056346	Drive Away Confident Reinsurance Co., Ltd.	XXX	XXX	XXX	XXX	XXX	XXX	XXX	XXX	XXX	XXX	XXX	XXX	XXX	XXX	XXX	XXX	
AA-0053849	Drive Reinsurance Limited	XXX	XXX	XXX	XXX	XXX	XXX	XXX	XXX	XXX	XXX	XXX	XXX	XXX	XXX	XXX	XXX	
AA-0053847	DRW Reinsurance Limited	XXX	XXX	XXX	XXX	XXX	XXX	XXX	XXX	XXX	XXX	XXX	XXX	XXX	XXX	XXX	XXX	
AA-0051917	Duck Dudes Reinsurance Company, Ltd.	XXX	XXX	XXX	XXX	XXX	XXX	XXX	XXX	XXX	XXX	XXX	XXX	XXX	XXX	XXX	XXX	
AA-0057338	DUFFY	XXX	XXX	XXX	XXX	XXX	XXX	XXX	XXX	XXX	XXX	XXX	XXX	XXX	XXX	XXX	XXX	
AA-0059688	DWS Reinsurance Company, Ltd.	XXX	XXX	XXX	XXX	XXX	XXX	XXX	XXX	XXX	XXX	XXX	XXX	XXX	XXX	XXX	XXX	
AA-0057486	EAI REINS	XXX	XXX	XXX	XXX	XXX	XXX	XXX	XXX	XXX	XXX	XXX	XXX	XXX	XXX	XXX	XXX	
AA-0057129	EHA Autoguard Reinsurance Limited	XXX	XXX	XXX	XXX	XXX	XXX	XXX	XXX	XXX	XXX	XXX	XXX	XXX	XXX	XXX	XXX	
AA-0054996	EJB REINS	XXX	XXX	XXX	XXX	XXX	XXX	XXX	XXX	XXX	XXX	XXX	XXX	XXX	XXX	XXX	XXX	
AA-0059385	Elite Auto Reinsurance Company, Ltd.	XXX	XXX	XXX	XXX	XXX	XXX	XXX	XXX	XXX	XXX	XXX	XXX	XXX	XXX	XXX	XXX	
AA-3191381	EMERALD BAY REINSURANCE	XXX	XXX	XXX	XXX	XXX	XXX	XXX	XXX	XXX	XXX	XXX	XXX	XXX	XXX	XXX	XXX	
AA-0055933	ERIC C GERHARDT RE	XXX	XXX	XXX	XXX	XXX	XXX	XXX	XXX	XXX	XXX	XXX	XXX	XXX	XXX	XXX	XXX	
AA-0055724	ET Renisurance Co	XXX	XXX	XXX	XXX	XXX	XXX	XXX	XXX	XXX	XXX	XXX	XXX	XXX	XXX	XXX	XXX	
AA-0059656	Exclusive Reinsurance Company, Ltd.	XXX	XXX	XXX	XXX	XXX	XXX	XXX	XXX	XXX	XXX	XXX	XXX	XXX	XXX	XXX	XXX	
AA-0059482	FERRIS RIC LTD	XXX	XXX	XXX	XXX	XXX	XXX	XXX	XXX	XXX	XXX	XXX	XXX	XXX	XXX	XXX	XXX	
AA-7770332	FIRST COUSINS RIC LTD	XXX	XXX	XXX	XXX	XXX	XXX	XXX	XXX	XXX	XXX	XXX	XXX	XXX	XXX	XXX	XXX	
AA-0051611	Five Star I Reinsurance Company LTD	XXX	XXX	XXX	XXX	XXX	XXX	XXX	XXX	XXX	XXX	XXX	XXX	XXX	XXX	XXX	XXX	
AA-0051613	Five Star II Reinsurance Company LTD	XXX	XXX	XXX	XXX	XXX	XXX	XXX	XXX	XXX	XXX	XXX	XXX	XXX	XXX	XXX	XXX	
AA-0051611	Five Star III Reinsurance Company LTD	XXX	XXX	XXX	XXX	XXX	XXX	XXX	XXX	XXX	XXX	XXX	XXX	XXX	XXX	XXX	XXX	
AA-0058504	FNA Holdings Reinsurance Company, Ltd.	XXX	XXX	XXX	XXX	XXX	XXX	XXX	XXX	XXX	XXX	XXX	XXX	XXX	XXX	XXX	XXX	
AA-0056347	Forrester II Reinsurance Company, Ltd.	XXX	XXX	XXX	XXX	XXX	XXX	XXX	XXX	XXX	XXX	XXX	XXX	XXX	XXX	XXX	XXX	
AA-0055249	FTAK RE	XXX	XXX	XXX	XXX	XXX	XXX	XXX	XXX	XXX	XXX	XXX	XXX	XXX	XXX	XXX	XXX	
AA-0057439	Fun Funds Reinsurance Company, Ltd.	XXX	XXX	XXX	XXX	XXX	XXX	XXX	XXX	XXX	XXX	XXX	XXX	XXX	XXX	XXX	XXX	
AA-7770645	Furnishings Care of FL	XXX	XXX	XXX	XXX	XXX	XXX	XXX	XXX	XXX	XXX	XXX	XXX	XXX	XXX	XXX	XXX	
AA-0054899	G3 RE	XXX	XXX	XXX	XXX	XXX	XXX	XXX	XXX	XXX	XXX	XXX	XXX	XXX	XXX	XXX	XXX	
AA-0055875	G4 Forward Reinsurance Company, Ltd	XXX	XXX	XXX	XXX	XXX	XXX	XXX	XXX	XXX	XXX	XXX	XXX	XXX	XXX	XXX	XXX	
AA-0056090	G5 Forward Reinsurance Company, Ltd	XXX	XXX	XXX	XXX	XXX	XXX	XXX	XXX	XXX	XXX	XXX	XXX	XXX	XXX	XXX	XXX	

ANNUAL STATEMENT FOR THE YEAR 2021 OF THE Dealers Assurance Company

SCHEDULE F - PART 3 (Continued)

Ceded Reinsurance as of December 31, Current Year (\$000 Omitted)
(Provision for Reinsurance for Certified Reinsurers)

ID Number From Col. 1	Name of Reinsurer From Col. 3	Provision for Certified Reinsurance													Complete if Col. 52 = "No"; Otherwise Enter 0			69 Provision for Overdue Reinsurance Ceded to Certified Reinsurers (Greater of [Col. 62 + Col. 65] or Col.68; not to Exceed Col. 63)
		54	55	56	57	58	59	60	61	62	63	64	65	66	67	68		
		Certified Reinsurer Rating (1 through 6)	Effective Date of Certified Reinsurer Rating	Percent Collateral Required for Full Credit (0% through 100%)	Catastrophe Recoverables Qualifying for Collateral Deferral	Net Recoverables Subject to Collateral Requirements for Full Credit (Col. 19 - Col. 57)	Dollar Amount of Collateral Required (Col. 56 * Col. 58)	Percent of Collateral Provided for Net Recoverables Subject to Collateral Requirements ([Col. 20 + Col. 21 + Col. 22 + Col. 24] / Col. 58)	Percent Credit Allowed on Net Recoverables Subject to Collateral Requirements (Col. 60 / Col. 56, not to exceed 100%)	20% of Recoverable on Paid Losses & LAE Over 90 Days Past Due Amounts in Dispute (Col. 45 * 20%)	Amount of Credit Allowed for Net Recoverables (Col. 57 + [Col. 58 * Col. 61])	Provision for Reinsurance with Certified Reinsurers Due to Collateral Deficiency (Col. 19 - Col. 63)	20% of Recoverable on Paid Losses & LAE Over 90 Days Past Due Amounts Not in Dispute (Col. 47 * 20%)	Total Collateral Provided (Col. 20 + Col. 21 + Col. 24, not to Exceed Col. 63)	Net Unsecured Recoverable for Which Credit is Allowed (Col. 63 - Col. 66)	20% of Amount in Col. 67		
AA-0056091	G6 Forward Reinsurance Company, Ltd	XXX	XXX	XXX	XXX	XXX	XXX	XXX	XXX	XXX	XXX	XXX	XXX	XXX	XXX	XXX	XXX	
AA-0056553	G7 Forward Reinsurance Company, Ltd	XXX	XXX	XXX	XXX	XXX	XXX	XXX	XXX	XXX	XXX	XXX	XXX	XXX	XXX	XXX	XXX	
AA-0056887	G8 Forward Reinsurance Company, Ltd	XXX	XXX	XXX	XXX	XXX	XXX	XXX	XXX	XXX	XXX	XXX	XXX	XXX	XXX	XXX	XXX	
AA-0058065	GACDJ Re	XXX	XXX	XXX	XXX	XXX	XXX	XXX	XXX	XXX	XXX	XXX	XXX	XXX	XXX	XXX	XXX	
AA-0054981	GALACTICA REINS GAP	XXX	XXX	XXX	XXX	XXX	XXX	XXX	XXX	XXX	XXX	XXX	XXX	XXX	XXX	XXX	XXX	
AA-0054112	GEO LIFE INSURANCE CO LTD	XXX	XXX	XXX	XXX	XXX	XXX	XXX	XXX	XXX	XXX	XXX	XXX	XXX	XXX	XXX	XXX	
AA-0051297	Glacier Reinsurance Company, Ltd.	XXX	XXX	XXX	XXX	XXX	XXX	XXX	XXX	XXX	XXX	XXX	XXX	XXX	XXX	XXX	XXX	
AA-0058606	Glick Holdings	XXX	XXX	XXX	XXX	XXX	XXX	XXX	XXX	XXX	XXX	XXX	XXX	XXX	XXX	XXX	XXX	
AA-0053223	Global Capital Reinsurance Co	XXX	XXX	XXX	XXX	XXX	XXX	XXX	XXX	XXX	XXX	XXX	XXX	XXX	XXX	XXX	XXX	
AA-0057721	Global Protection Reinsurance Company, Ltd.	XXX	XXX	XXX	XXX	XXX	XXX	XXX	XXX	XXX	XXX	XXX	XXX	XXX	XXX	XXX	XXX	
AA-0052313	GMAY	XXX	XXX	XXX	XXX	XXX	XXX	XXX	XXX	XXX	XXX	XXX	XXX	XXX	XXX	XXX	XXX	
AA-7770716	Go Blue Reinsurance Company, Ltd.	XXX	XXX	XXX	XXX	XXX	XXX	XXX	XXX	XXX	XXX	XXX	XXX	XXX	XXX	XXX	XXX	
AA-0057722	Golf East Reinsurance Company, Ltd.	XXX	XXX	XXX	XXX	XXX	XXX	XXX	XXX	XXX	XXX	XXX	XXX	XXX	XXX	XXX	XXX	
AA-0055936	GOVERO RE	XXX	XXX	XXX	XXX	XXX	XXX	XXX	XXX	XXX	XXX	XXX	XXX	XXX	XXX	XXX	XXX	
AA-0055936	Govero Reinsurance Ltd	XXX	XXX	XXX	XXX	XXX	XXX	XXX	XXX	XXX	XXX	XXX	XXX	XXX	XXX	XXX	XXX	
AA-0055329	Grace 531 Reinsurance Company, Ltd.	XXX	XXX	XXX	XXX	XXX	XXX	XXX	XXX	XXX	XXX	XXX	XXX	XXX	XXX	XXX	XXX	
AA-0056688	GRAND SPORT REINS CO LTD	XXX	XXX	XXX	XXX	XXX	XXX	XXX	XXX	XXX	XXX	XXX	XXX	XXX	XXX	XXX	XXX	
AA-0057633	Great American Reinsurance Company	XXX	XXX	XXX	XXX	XXX	XXX	XXX	XXX	XXX	XXX	XXX	XXX	XXX	XXX	XXX	XXX	
AA-0057723	Greater Charlotte Reinsurance Company, Ltd.	XXX	XXX	XXX	XXX	XXX	XXX	XXX	XXX	XXX	XXX	XXX	XXX	XXX	XXX	XXX	XXX	
AA-0058943	GSDS Reinsurance Company, Ltd.	XXX	XXX	XXX	XXX	XXX	XXX	XXX	XXX	XXX	XXX	XXX	XXX	XXX	XXX	XXX	XXX	
AA-0058055	Guybo Reinsurance Company, Ltd.	XXX	XXX	XXX	XXX	XXX	XXX	XXX	XXX	XXX	XXX	XXX	XXX	XXX	XXX	XXX	XXX	
AA-0056444	H and J Auto Group Reinsurance Company, Ltd.	XXX	XXX	XXX	XXX	XXX	XXX	XXX	XXX	XXX	XXX	XXX	XXX	XXX	XXX	XXX	XXX	
AA-0055785	Hall's Warranty Reinsurance Ltd	XXX	XXX	XXX	XXX	XXX	XXX	XXX	XXX	XXX	XXX	XXX	XXX	XXX	XXX	XXX	XXX	
AA-0059303	HANAIEI BAY REINS COMPANY LTD	XXX	XXX	XXX	XXX	XXX	XXX	XXX	XXX	XXX	XXX	XXX	XXX	XXX	XXX	XXX	XXX	
AA-0059694	Harding Auto Group Reinsurance Company, Ltd.	XXX	XXX	XXX	XXX	XXX	XXX	XXX	XXX	XXX	XXX	XXX	XXX	XXX	XXX	XXX	XXX	
AA-0057419	Harpwell Reinsurance Company, Ltd.	XXX	XXX	XXX	XXX	XXX	XXX	XXX	XXX	XXX	XXX	XXX	XXX	XXX	XXX	XXX	XXX	
AA-0053863	HDZT	XXX	XXX	XXX	XXX	XXX	XXX	XXX	XXX	XXX	XXX	XXX	XXX	XXX	XXX	XXX	XXX	
AA-0058158	Heavenly Reinsurance Company, Ltd.	XXX	XXX	XXX	XXX	XXX	XXX	XXX	XXX	XXX	XXX	XXX	XXX	XXX	XXX	XXX	XXX	
AA-0051491	HERMAN INVESTMENTS REINS CO LTD	XXX	XXX	XXX	XXX	XXX	XXX	XXX	XXX	XXX	XXX	XXX	XXX	XXX	XXX	XXX	XXX	
AA-0057633	Hertiage Reinsurance Company Ltd.	XXX	XXX	XXX	XXX	XXX	XXX	XXX	XXX	XXX	XXX	XXX	XXX	XXX	XXX	XXX	XXX	
AA-0057329	HIKARU	XXX	XXX	XXX	XXX	XXX	XXX	XXX	XXX	XXX	XXX	XXX	XXX	XXX	XXX	XXX	XXX	
AA-0056895	HILT 550 REINS CO LTD	XXX	XXX	XXX	XXX	XXX	XXX	XXX	XXX	XXX	XXX	XXX	XXX	XXX	XXX	XXX	XXX	
AA-0052117	HONDAY	XXX	XXX	XXX	XXX	XXX	XXX	XXX	XXX	XXX	XXX	XXX	XXX	XXX	XXX	XXX	XXX	
AA-0057174	HR Auto Motors Reinsurance Company, Ltd.	XXX	XXX	XXX	XXX	XXX	XXX	XXX	XXX	XXX	XXX	XXX	XXX	XXX	XXX	XXX	XXX	
AA-0056515	HUGE RIC LTD	XXX	XXX	XXX	XXX	XXX	XXX	XXX	XXX	XXX	XXX	XXX	XXX	XXX	XXX	XXX	XXX	
AA-0053052	Huzzah Reinsurance Company, Ltd.	XXX	XXX	XXX	XXX	XXX	XXX	XXX	XXX	XXX	XXX	XXX	XXX	XXX	XXX	XXX	XXX	
AA-3191198	IECD	XXX	XXX	XXX	XXX	XXX	XXX	XXX	XXX	XXX	XXX	XXX	XXX	XXX	XXX	XXX	XXX	
AA-0053388	IKEGAMI PARTNERS REINS CO LTD	XXX	XXX	XXX	XXX	XXX	XXX	XXX	XXX	XXX	XXX	XXX	XXX	XXX	XXX	XXX	XXX	
AA-0058695	IN8	XXX	XXX	XXX	XXX	XXX	XXX	XXX	XXX	XXX	XXX	XXX	XXX	XXX	XXX	XXX	XXX	
AA-0056669	INDMET-2015	XXX	XXX	XXX	XXX	XXX	XXX	XXX	XXX	XXX	XXX	XXX	XXX	XXX	XXX	XXX	XXX	
AA-0057212	INDMET2-2015	XXX	XXX	XXX	XXX	XXX	XXX	XXX	XXX	XXX	XXX	XXX	XXX	XXX	XXX	XXX	XXX	
AA-0059447	Isaac Reinsurance Company, Ltd.	XXX	XXX	XXX	XXX	XXX	XXX	XXX	XXX	XXX	XXX	XXX	XXX	XXX	XXX	XXX	XXX	

ANNUAL STATEMENT FOR THE YEAR 2021 OF THE Dealers Assurance Company

SCHEDULE F - PART 3 (Continued)

Ceded Reinsurance as of December 31, Current Year (\$000 Omitted)
(Provision for Reinsurance for Certified Reinsurers)

ID Number From Col. 1	Name of Reinsurer From Col. 3	Provision for Certified Reinsurance													Complete if Col. 52 = "No"; Otherwise Enter 0			69 Provision for Overdue Reinsurance Ceded to Certified Reinsurers (Greater of [Col. 62 + Col. 65] or Col.68; not to Exceed Col. 63)
		54	55	56	57	58	59	60	61	62	63	64	65	66	67	68		
		Certified Reinsurer Rating (1 through 6)	Effective Date of Certified Reinsurer Rating	Percent Collateral Required for Full Credit (0% through 100%)	Catastrophe Recoverables Qualifying for Collateral Deferral	Net Recoverables Subject to Collateral Requirements for Full Credit (Col. 19 - Col. 57)	Dollar Amount of Collateral Required (Col. 56 * Col. 58)	Percent of Collateral Provided for Net Recoverables Subject to Collateral Requirements ([Col. 20 + Col. 21 + Col. 22] / Col. 58)	Percent Credit Allowed on Net Recoverables Subject to Collateral Requirements (Col. 60 / Col. 56, not to exceed 100%)	20% of Recoverable on Paid Losses & LAE Over 90 Days Past Due Amounts in Dispute (Col. 45 * 20%)	Amount of Credit Allowed for Net Recoverables (Col. 57 + [Col. 58 * Col. 61])	Provision for Reinsurance with Certified Reinsurers Due to Collateral Deficiency (Col. 19 - Col. 63)	20% of Recoverable on Paid Losses & LAE Over 90 Days Past Due Amounts Not in Dispute (Col. 47 * 20%)	Total Collateral Provided (Col. 20 + Col. 21 + Col. 24, not to Exceed Col. 63)	Net Unsecured Recoverable for Which Credit is Allowed (Col. 63 - Col. 66)	20% of Amount in Col. 67		
AA-0050354	J&H Reinsurance Company, Ltd.	XXX	XXX	XXX	XXX	XXX	XXX	XXX	XXX	XXX	XXX	XXX	XXX	XXX	XXX	XXX	XXX	
AA-0055157	Jason Hannah Reinsurance Limited	XXX	XXX	XXX	XXX	XXX	XXX	XXX	XXX	XXX	XXX	XXX	XXX	XXX	XXX	XXX	XXX	
AA-0055158	Jason Jennifer Hannah Reinsurance Limited	XXX	XXX	XXX	XXX	XXX	XXX	XXX	XXX	XXX	XXX	XXX	XXX	XXX	XXX	XXX	XXX	
AA-0057444	JCW MCGHEE RE	XXX	XXX	XXX	XXX	XXX	XXX	XXX	XXX	XXX	XXX	XXX	XXX	XXX	XXX	XXX	XXX	
AA-0057662	JEB RIC LTD	XXX	XXX	XXX	XXX	XXX	XXX	XXX	XXX	XXX	XXX	XXX	XXX	XXX	XXX	XXX	XXX	
AA-0052903	JEFJO LIBERTY REINS CO LTD	XXX	XXX	XXX	XXX	XXX	XXX	XXX	XXX	XXX	XXX	XXX	XXX	XXX	XXX	XXX	XXX	
AA-0055159	Jennifer Hannah Reinsurance Limited	XXX	XXX	XXX	XXX	XXX	XXX	XXX	XXX	XXX	XXX	XXX	XXX	XXX	XXX	XXX	XXX	
AA-0059717	Jet Boys Reinsurance Company, Ltd.	XXX	XXX	XXX	XXX	XXX	XXX	XXX	XXX	XXX	XXX	XXX	XXX	XXX	XXX	XXX	XXX	
AA-0058681	JiJINando Reinsurance Company, Ltd.	XXX	XXX	XXX	XXX	XXX	XXX	XXX	XXX	XXX	XXX	XXX	XXX	XXX	XXX	XXX	XXX	
AA-0057181	JLOH FUND REINS CO LTD	XXX	XXX	XXX	XXX	XXX	XXX	XXX	XXX	XXX	XXX	XXX	XXX	XXX	XXX	XXX	XXX	
AA-0057156	JMBROK	XXX	XXX	XXX	XXX	XXX	XXX	XXX	XXX	XXX	XXX	XXX	XXX	XXX	XXX	XXX	XXX	
AA-0057727	JMS Family Reinsurance Company, Ltd.	XXX	XXX	XXX	XXX	XXX	XXX	XXX	XXX	XXX	XXX	XXX	XXX	XXX	XXX	XXX	XXX	
AA-0052398	JOAC	XXX	XXX	XXX	XXX	XXX	XXX	XXX	XXX	XXX	XXX	XXX	XXX	XXX	XXX	XXX	XXX	
AA-0059275	Joe Pfeleifer	XXX	XXX	XXX	XXX	XXX	XXX	XXX	XXX	XXX	XXX	XXX	XXX	XXX	XXX	XXX	XXX	
AA-0054977	JRG Texas Re	XXX	XXX	XXX	XXX	XXX	XXX	XXX	XXX	XXX	XXX	XXX	XXX	XXX	XXX	XXX	XXX	
AA-0055673	JRGGW RE	XXX	XXX	XXX	XXX	XXX	XXX	XXX	XXX	XXX	XXX	XXX	XXX	XXX	XXX	XXX	XXX	
AA-7770717	JSF and AAF Reinsurance Company, Ltd.	XXX	XXX	XXX	XXX	XXX	XXX	XXX	XXX	XXX	XXX	XXX	XXX	XXX	XXX	XXX	XXX	
AA-7770715	JSF Reinsurance Company, Ltd.	XXX	XXX	XXX	XXX	XXX	XXX	XXX	XXX	XXX	XXX	XXX	XXX	XXX	XXX	XXX	XXX	
AA-0057728	JStar Family Reinsurance Company, Ltd.	XXX	XXX	XXX	XXX	XXX	XXX	XXX	XXX	XXX	XXX	XXX	XXX	XXX	XXX	XXX	XXX	
AA-0058415	Just The Tip Reinsurance, Ltd.	XXX	XXX	XXX	XXX	XXX	XXX	XXX	XXX	XXX	XXX	XXX	XXX	XXX	XXX	XXX	XXX	
AA-0055007	KAD REINS	XXX	XXX	XXX	XXX	XXX	XXX	XXX	XXX	XXX	XXX	XXX	XXX	XXX	XXX	XXX	XXX	
AA-0056348	KBH2 Reinsurance Company, Ltd.	XXX	XXX	XXX	XXX	XXX	XXX	XXX	XXX	XXX	XXX	XXX	XXX	XXX	XXX	XXX	XXX	
AA-0051101	KING RICHARD REINSURANCE	XXX	XXX	XXX	XXX	XXX	XXX	XXX	XXX	XXX	XXX	XXX	XXX	XXX	XXX	XXX	XXX	
AA-0058066	KL REINS CO LTD	XXX	XXX	XXX	XXX	XXX	XXX	XXX	XXX	XXX	XXX	XXX	XXX	XXX	XXX	XXX	XXX	
AA-0052304	KOALA REINSURANCE	XXX	XXX	XXX	XXX	XXX	XXX	XXX	XXX	XXX	XXX	XXX	XXX	XXX	XXX	XXX	XXX	
AA-0052518	KRFS	XXX	XXX	XXX	XXX	XXX	XXX	XXX	XXX	XXX	XXX	XXX	XXX	XXX	XXX	XXX	XXX	
AA-0054978	LABYRINTHUS REINS GAP	XXX	XXX	XXX	XXX	XXX	XXX	XXX	XXX	XXX	XXX	XXX	XXX	XXX	XXX	XXX	XXX	
AA-0055337	Lake Creek Reinsurance Company, Ltd.	XXX	XXX	XXX	XXX	XXX	XXX	XXX	XXX	XXX	XXX	XXX	XXX	XXX	XXX	XXX	XXX	
AA-0059717	Landmark Holdings Reinsurance Company, Ltd.	XXX	XXX	XXX	XXX	XXX	XXX	XXX	XXX	XXX	XXX	XXX	XXX	XXX	XXX	XXX	XXX	
AA-0059386	Larry & Brad Reinsurance Company, Ltd.	XXX	XXX	XXX	XXX	XXX	XXX	XXX	XXX	XXX	XXX	XXX	XXX	XXX	XXX	XXX	XXX	
AA-0054093	LAVINA REINSURANCE	XXX	XXX	XXX	XXX	XXX	XXX	XXX	XXX	XXX	XXX	XXX	XXX	XXX	XXX	XXX	XXX	
AA-0054997	LBA REINS CO LTD	XXX	XXX	XXX	XXX	XXX	XXX	XXX	XXX	XXX	XXX	XXX	XXX	XXX	XXX	XXX	XXX	
AA-0057734	LEE 3 REINS CO LTD	XXX	XXX	XXX	XXX	XXX	XXX	XXX	XXX	XXX	XXX	XXX	XXX	XXX	XXX	XXX	XXX	
AA-0055717	LEE LEE LEASING REINS CO LTD	XXX	XXX	XXX	XXX	XXX	XXX	XXX	XXX	XXX	XXX	XXX	XXX	XXX	XXX	XXX	XXX	
AA-0057204	Legend Reinsurance Limited	XXX	XXX	XXX	XXX	XXX	XXX	XXX	XXX	XXX	XXX	XXX	XXX	XXX	XXX	XXX	XXX	
AA-0053546	Lews Auto Guard Reinsurance Company, Ltd.	XXX	XXX	XXX	XXX	XXX	XXX	XXX	XXX	XXX	XXX	XXX	XXX	XXX	XXX	XXX	XXX	
AA-0057097	Littles Reinsurance, Ltd.	XXX	XXX	XXX	XXX	XXX	XXX	XXX	XXX	XXX	XXX	XXX	XXX	XXX	XXX	XXX	XXX	
AA-0050897	Lots Reassurance Co.	XXX	XXX	XXX	XXX	XXX	XXX	XXX	XXX	XXX	XXX	XXX	XXX	XXX	XXX	XXX	XXX	
AA-0058085	LSW RIC LTD	XXX	XXX	XXX	XXX	XXX	XXX	XXX	XXX	XXX	XXX	XXX	XXX	XXX	XXX	XXX	XXX	
AA-0059719	LTM RIC LTD	XXX	XXX	XXX	XXX	XXX	XXX	XXX	XXX	XXX	XXX	XXX	XXX	XXX	XXX	XXX	XXX	
AA-0057154	Lucerne Reinsurance Company, Ltd.	XXX	XXX	XXX	XXX	XXX	XXX	XXX	XXX	XXX	XXX	XXX	XXX	XXX	XXX	XXX	XXX	
AA-0055940	Lucy AD Reinsurance Company, Ltd.	XXX	XXX	XXX	XXX	XXX	XXX	XXX	XXX	XXX	XXX	XXX	XXX	XXX	XXX	XXX	XXX	

ANNUAL STATEMENT FOR THE YEAR 2021 OF THE Dealers Assurance Company

SCHEDULE F - PART 3 (Continued)

Ceded Reinsurance as of December 31, Current Year (\$000 Omitted)
(Provision for Reinsurance for Certified Reinsurers)

ID Number From Col. 1	Name of Reinsurer From Col. 3	Provision for Certified Reinsurance													Complete if Col. 52 = "No"; Otherwise Enter 0			69 Provision for Overdue Reinsurance Ceded to Certified Reinsurers (Greater of [Col. 62 + Col. 65] or Col.68; not to Exceed Col. 63)
		54	55	56	57	58	59	60	61	62	63	64	65	66	67	68		
		Certified Reinsurer Rating (1 through 6)	Effective Date of Certified Reinsurer Rating	Percent Collateral Required for Full Credit (0% through 100%)	Catastrophe Recoverables Qualifying for Collateral Deferral	Net Recoverables Subject to Collateral Requirements for Full Credit (Col. 19 - Col. 57)	Dollar Amount of Collateral Required (Col. 56 * Col. 58)	Percent of Collateral Provided for Net Recoverables Subject to Collateral Requirements ([Col. 20 + Col. 21 + Col. 22 + Col. 24] / Col. 58)	Percent Credit Allowed on Net Recoverables Subject to Collateral Requirements (Col. 60 / Col. 56, not to exceed 100%)	20% of Recoverable on Paid Losses & LAE Over 90 Days Past Due Amounts in Dispute (Col. 45 * 20%)	Amount of Credit Allowed for Net Recoverables (Col. 57 + [Col. 58 * Col. 61])	Provision for Reinsurance with Certified Reinsurers Due to Collateral Deficiency (Col. 19 - Col. 63)	20% of Recoverable on Paid Losses & LAE Over 90 Days Past Due Amounts Not in Dispute (Col. 47 * 20%)	Total Collateral Provided (Col. 20 + Col. 21 + Col. 24, not to Exceed Col. 63)	Net Unsecured Recoverable for Which Credit is Allowed (Col. 63 - Col. 66)	20% of Amount in Col. 67		
AA-0059015	Lundblad Reins Co Ltd	XXX	XXX	XXX	XXX	XXX	XXX	XXX	XXX	XXX	XXX	XXX	XXX	XXX	XXX	XXX	XXX	
AA-0057533	LVR REINSURANCE LTD	XXX	XXX	XXX	XXX	XXX	XXX	XXX	XXX	XXX	XXX	XXX	XXX	XXX	XXX	XXX	XXX	
AA-0057176	Magic I Reinsurance Company, Ltd.	XXX	XXX	XXX	XXX	XXX	XXX	XXX	XXX	XXX	XXX	XXX	XXX	XXX	XXX	XXX	XXX	
AA-0059625	MAMEAR2.0 Re	XXX	XXX	XXX	XXX	XXX	XXX	XXX	XXX	XXX	XXX	XXX	XXX	XXX	XXX	XXX	XXX	
AA-0059940	Mar Vista Reinsurance Company, Ltd.	XXX	XXX	XXX	XXX	XXX	XXX	XXX	XXX	XXX	XXX	XXX	XXX	XXX	XXX	XXX	XXX	
AA-0052710	MAT-2009 REINSURANCE LTD.	XXX	XXX	XXX	XXX	XXX	XXX	XXX	XXX	XXX	XXX	XXX	XXX	XXX	XXX	XXX	XXX	
AA-0052709	MATEBT-2009 REINSURANCE LTD	XXX	XXX	XXX	XXX	XXX	XXX	XXX	XXX	XXX	XXX	XXX	XXX	XXX	XXX	XXX	XXX	
AA-0052784	MCGRATH POWERSPORTS REINSURAN	XXX	XXX	XXX	XXX	XXX	XXX	XXX	XXX	XXX	XXX	XXX	XXX	XXX	XXX	XXX	XXX	
AA-0056077	Metolius Reinsurance Company, Ltd.	XXX	XXX	XXX	XXX	XXX	XXX	XXX	XXX	XXX	XXX	XXX	XXX	XXX	XXX	XXX	XXX	
AA-7770719	MGF Reinsurance Company, Ltd.	XXX	XXX	XXX	XXX	XXX	XXX	XXX	XXX	XXX	XXX	XXX	XXX	XXX	XXX	XXX	XXX	
AA-0055029	Michaels III Reinsurance Company, Ltd.	XXX	XXX	XXX	XXX	XXX	XXX	XXX	XXX	XXX	XXX	XXX	XXX	XXX	XXX	XXX	XXX	
AA-0056259	MIKE SCARFF 2 REINS CO LTD	XXX	XXX	XXX	XXX	XXX	XXX	XXX	XXX	XXX	XXX	XXX	XXX	XXX	XXX	XXX	XXX	
AA-0058883	Millennium	XXX	XXX	XXX	XXX	XXX	XXX	XXX	XXX	XXX	XXX	XXX	XXX	XXX	XXX	XXX	XXX	
AA-0053396	Mivan Two Reinsurance Company, Ltd.	XXX	XXX	XXX	XXX	XXX	XXX	XXX	XXX	XXX	XXX	XXX	XXX	XXX	XXX	XXX	XXX	
AA-0058710	Monster Motors Reinsurance Company, Ltd.	XXX	XXX	XXX	XXX	XXX	XXX	XXX	XXX	XXX	XXX	XXX	XXX	XXX	XXX	XXX	XXX	
AA-0055350	MONTROSE REINS CO LTD	XXX	XXX	XXX	XXX	XXX	XXX	XXX	XXX	XXX	XXX	XXX	XXX	XXX	XXX	XXX	XXX	
AA-0057253	MPHPS Reinsurance, Ltd.	XXX	XXX	XXX	XXX	XXX	XXX	XXX	XXX	XXX	XXX	XXX	XXX	XXX	XXX	XXX	XXX	
AA-0056896	MR ROGERS REINS	XXX	XXX	XXX	XXX	XXX	XXX	XXX	XXX	XXX	XXX	XXX	XXX	XXX	XXX	XXX	XXX	
AA-7770718	MSF Reinsurance Company, Ltd.	XXX	XXX	XXX	XXX	XXX	XXX	XXX	XXX	XXX	XXX	XXX	XXX	XXX	XXX	XXX	XXX	
AA-0053051	MTJ II Reinsurance Company	XXX	XXX	XXX	XXX	XXX	XXX	XXX	XXX	XXX	XXX	XXX	XXX	XXX	XXX	XXX	XXX	
AA-0052917	MUSCLE CAR REINS CO LTD	XXX	XXX	XXX	XXX	XXX	XXX	XXX	XXX	XXX	XXX	XXX	XXX	XXX	XXX	XXX	XXX	
AA-0052061	NCWL	XXX	XXX	XXX	XXX	XXX	XXX	XXX	XXX	XXX	XXX	XXX	XXX	XXX	XXX	XXX	XXX	
AA-0053683	NEL-FORD	XXX	XXX	XXX	XXX	XXX	XXX	XXX	XXX	XXX	XXX	XXX	XXX	XXX	XXX	XXX	XXX	
AA-0055983	NILE AUTO PERF REINS GAP	XXX	XXX	XXX	XXX	XXX	XXX	XXX	XXX	XXX	XXX	XXX	XXX	XXX	XXX	XXX	XXX	
AA-0056130	NINETEENTH HOLE REINS	XXX	XXX	XXX	XXX	XXX	XXX	XXX	XXX	XXX	XXX	XXX	XXX	XXX	XXX	XXX	XXX	
AA-0052515	NTN	XXX	XXX	XXX	XXX	XXX	XXX	XXX	XXX	XXX	XXX	XXX	XXX	XXX	XXX	XXX	XXX	
AA-0053374	Nuevo Nios Reinsurance Company, Ltd.	XXX	XXX	XXX	XXX	XXX	XXX	XXX	XXX	XXX	XXX	XXX	XXX	XXX	XXX	XXX	XXX	
AA-0057491	NY Palm Tree Reinsurance, Ltd.	XXX	XXX	XXX	XXX	XXX	XXX	XXX	XXX	XXX	XXX	XXX	XXX	XXX	XXX	XXX	XXX	
AA-0056839	OAO REINS CO LTD	XXX	XXX	XXX	XXX	XXX	XXX	XXX	XXX	XXX	XXX	XXX	XXX	XXX	XXX	XXX	XXX	
AA-0057645	Ocean Way Reinsurance Company, Ltd.	XXX	XXX	XXX	XXX	XXX	XXX	XXX	XXX	XXX	XXX	XXX	XXX	XXX	XXX	XXX	XXX	
AA-0056517	OFEB RIC LTD	XXX	XXX	XXX	XXX	XXX	XXX	XXX	XXX	XXX	XXX	XXX	XXX	XXX	XXX	XXX	XXX	
AA-0053982	OGM REINS - GAP	XXX	XXX	XXX	XXX	XXX	XXX	XXX	XXX	XXX	XXX	XXX	XXX	XXX	XXX	XXX	XXX	
AA-0052743	Old School Reinsurance Company Ltd	XXX	XXX	XXX	XXX	XXX	XXX	XXX	XXX	XXX	XXX	XXX	XXX	XXX	XXX	XXX	XXX	
AA-0055874	Ompen Re Limited	XXX	XXX	XXX	XXX	XXX	XXX	XXX	XXX	XXX	XXX	XXX	XXX	XXX	XXX	XXX	XXX	
AA-0056897	ONS-SEARCY REINS	XXX	XXX	XXX	XXX	XXX	XXX	XXX	XXX	XXX	XXX	XXX	XXX	XXX	XXX	XXX	XXX	
AA-0057645	Paik 100 Reinsurance Company	XXX	XXX	XXX	XXX	XXX	XXX	XXX	XXX	XXX	XXX	XXX	XXX	XXX	XXX	XXX	XXX	
AA-7770226	Pallayup River Re	XXX	XXX	XXX	XXX	XXX	XXX	XXX	XXX	XXX	XXX	XXX	XXX	XXX	XXX	XXX	XXX	
AA-7770227	Pallayup Valley	XXX	XXX	XXX	XXX	XXX	XXX	XXX	XXX	XXX	XXX	XXX	XXX	XXX	XXX	XXX	XXX	
AA-0059491	Pappas Reinsurance Company, Ltd.	XXX	XXX	XXX	XXX	XXX	XXX	XXX	XXX	XXX	XXX	XXX	XXX	XXX	XXX	XXX	XXX	
AA-0055421	PBL Reinsurance Co Ltd	XXX	XXX	XXX	XXX	XXX	XXX	XXX	XXX	XXX	XXX	XXX	XXX	XXX	XXX	XXX	XXX	
AA-0058018	PEARO REINSURANCE COMPANY, LTD	XXX	XXX	XXX	XXX	XXX	XXX	XXX	XXX	XXX	XXX	XXX	XXX	XXX	XXX	XXX	XXX	
AA-0055006	PENULT REINS	XXX	XXX	XXX	XXX	XXX	XXX	XXX	XXX	XXX	XXX	XXX	XXX	XXX	XXX	XXX	XXX	

ANNUAL STATEMENT FOR THE YEAR 2021 OF THE Dealers Assurance Company

SCHEDULE F - PART 3 (Continued)

Ceded Reinsurance as of December 31, Current Year (\$000 Omitted)
(Provision for Reinsurance for Certified Reinsurers)

ID Number From Col. 1	Name of Reinsurer From Col. 3	Provision for Certified Reinsurance													Complete if Col. 52 = "No"; Otherwise Enter 0			69 Provision for Overdue Reinsurance Ceded to Certified Reinsurers (Greater of [Col. 62 + Col. 65] or Col.68; not to Exceed Col. 63)
		54	55	56	57	58	59	60	61	62	63	64	65	66	67	68		
		Certified Reinsurer Rating (1 through 6)	Effective Date of Certified Reinsurer Rating	Percent Collateral Required for Full Credit (0% through 100%)	Catastrophe Recoverables Qualifying for Collateral Deferral	Net Recoverables Subject to Collateral Requirements for Full Credit (Col. 19 - Col. 57)	Dollar Amount of Collateral Required (Col. 56 * Col. 58)	Percent of Collateral Provided for Net Recoverables Subject to Collateral Requirements ([Col. 20 + Col. 21 + Col. 22 + Col. 24] / Col. 58)	Percent Credit Allowed on Net Recoverables Subject to Collateral Requirements (Col. 60 / Col. 56, not to exceed 100%)	20% of Recoverable on Paid Losses & LAE Over 90 Days Past Due Amounts in Dispute (Col. 45 * 20%)	Amount of Credit Allowed for Net Recoverables (Col. 57 + [Col. 58 * Col. 61])	Provision for Reinsurance with Certified Reinsurers Due to Collateral Deficiency (Col. 19 - Col. 63)	20% of Recoverable on Paid Losses & LAE Over 90 Days Past Due Amounts Not in Dispute (Col. 47 * 20%)	Total Collateral Provided (Col. 20 + Col. 21 + Col. 24, not to Exceed Col. 63)	Net Unsecured Recoverable for Which Credit is Allowed (Col. 63 - Col. 66)	20% of Amount in Col. 67		
AA-0054419	PIPCO	XXX	XXX	XXX	XXX	XXX	XXX	XXX	XXX	XXX	XXX	XXX	XXX	XXX	XXX	XXX	XXX	
AA-0053239	Poco Mas Reinsurance Co Ltd	XXX	XXX	XXX	XXX	XXX	XXX	XXX	XXX	XXX	XXX	XXX	XXX	XXX	XXX	XXX	XXX	
AA-0051506	Poncho (SPLIT Car Pros)	XXX	XXX	XXX	XXX	XXX	XXX	XXX	XXX	XXX	XXX	XXX	XXX	XXX	XXX	XXX	XXX	
AA-0055040	POSSUM CREEK REINS - GAP	XXX	XXX	XXX	XXX	XXX	XXX	XXX	XXX	XXX	XXX	XXX	XXX	XXX	XXX	XXX	XXX	
AA-0052174	POWERRIDE REINSURANCE LTD	XXX	XXX	XXX	XXX	XXX	XXX	XXX	XXX	XXX	XXX	XXX	XXX	XXX	XXX	XXX	XXX	
AA-0059263	Prime Reinsurance Company, Ltd.	XXX	XXX	XXX	XXX	XXX	XXX	XXX	XXX	XXX	XXX	XXX	XXX	XXX	XXX	XXX	XXX	
AA-0056019	PRINCESS RETTE-VIC-H-N	XXX	XXX	XXX	XXX	XXX	XXX	XXX	XXX	XXX	XXX	XXX	XXX	XXX	XXX	XXX	XXX	
AA-0052961	Pro Caliber Reinsurance Co Ltd	XXX	XXX	XXX	XXX	XXX	XXX	XXX	XXX	XXX	XXX	XXX	XXX	XXX	XXX	XXX	XXX	
AA-0053132	Professional Automotive Management Reins Co., Ltd.	XXX	XXX	XXX	XXX	XXX	XXX	XXX	XXX	XXX	XXX	XXX	XXX	XXX	XXX	XXX	XXX	
AA-0040101	Progressive Insurance Ltd	XXX	XXX	XXX	XXX	XXX	XXX	XXX	XXX	XXX	XXX	XXX	XXX	XXX	XXX	XXX	XXX	
AA-0059422	Puget Sound Portfolio Reinsurance Company, Ltd.	XXX	XXX	XXX	XXX	XXX	XXX	XXX	XXX	XXX	XXX	XXX	XXX	XXX	XXX	XXX	XXX	
AA-0054416	Pursch Reinsurance Co., Ltd.	XXX	XXX	XXX	XXX	XXX	XXX	XXX	XXX	XXX	XXX	XXX	XXX	XXX	XXX	XXX	XXX	
AA-0054625	Quacker Backer Reinsurance Company, Ltd.	XXX	XXX	XXX	XXX	XXX	XXX	XXX	XXX	XXX	XXX	XXX	XXX	XXX	XXX	XXX	XXX	
AA-0000000	RAGNAR RE LTD	XXX	XXX	XXX	XXX	XXX	XXX	XXX	XXX	XXX	XXX	XXX	XXX	XXX	XXX	XXX	XXX	
AA-0051866	RANCHFUND REINSURANCE	XXX	XXX	XXX	XXX	XXX	XXX	XXX	XXX	XXX	XXX	XXX	XXX	XXX	XXX	XXX	XXX	
AA-0052986	Randy Grant Reinsurance Company, Ltd.	XXX	XXX	XXX	XXX	XXX	XXX	XXX	XXX	XXX	XXX	XXX	XXX	XXX	XXX	XXX	XXX	
AA-0055611	RANGER 1 RIC LTD	XXX	XXX	XXX	XXX	XXX	XXX	XXX	XXX	XXX	XXX	XXX	XXX	XXX	XXX	XXX	XXX	
AA-0053981	RBE REINS - GAP	XXX	XXX	XXX	XXX	XXX	XXX	XXX	XXX	XXX	XXX	XXX	XXX	XXX	XXX	XXX	XXX	
AA-0055601	Reid Investments Reinsurance, Ltd.	XXX	XXX	XXX	XXX	XXX	XXX	XXX	XXX	XXX	XXX	XXX	XXX	XXX	XXX	XXX	XXX	
AA-0055941	ReTodd Reinsurance Company, Ltd.	XXX	XXX	XXX	XXX	XXX	XXX	XXX	XXX	XXX	XXX	XXX	XXX	XXX	XXX	XXX	XXX	
AA-0053534	Richard Kay Reinsurance Company, Ltd.	XXX	XXX	XXX	XXX	XXX	XXX	XXX	XXX	XXX	XXX	XXX	XXX	XXX	XXX	XXX	XXX	
AA-0059750	Richard Niello	XXX	XXX	XXX	XXX	XXX	XXX	XXX	XXX	XXX	XXX	XXX	XXX	XXX	XXX	XXX	XXX	
AA-0056147	RIDERS ASSURANCE II RE.LTD.	XXX	XXX	XXX	XXX	XXX	XXX	XXX	XXX	XXX	XXX	XXX	XXX	XXX	XXX	XXX	XXX	
AA-0052705	RIDERS ASSURANCE REINSURANCE	XXX	XXX	XXX	XXX	XXX	XXX	XXX	XXX	XXX	XXX	XXX	XXX	XXX	XXX	XXX	XXX	
AA-0052247	Rivergreen Reinsurance Co Ltd	XXX	XXX	XXX	XXX	XXX	XXX	XXX	XXX	XXX	XXX	XXX	XXX	XXX	XXX	XXX	XXX	
AA-0057321	RJ INVESTMENTS REINS - GAP	XXX	XXX	XXX	XXX	XXX	XXX	XXX	XXX	XXX	XXX	XXX	XXX	XXX	XXX	XXX	XXX	
AA-0055806	RJ Kody III	XXX	XXX	XXX	XXX	XXX	XXX	XXX	XXX	XXX	XXX	XXX	XXX	XXX	XXX	XXX	XXX	
AA-0058161	RM Bates Reinsurance Company, Ltd.	XXX	XXX	XXX	XXX	XXX	XXX	XXX	XXX	XXX	XXX	XXX	XXX	XXX	XXX	XXX	XXX	
AA-0000000	RMK REINS	XXX	XXX	XXX	XXX	XXX	XXX	XXX	XXX	XXX	XXX	XXX	XXX	XXX	XXX	XXX	XXX	
AA-0059748	Roger Neillo	XXX	XXX	XXX	XXX	XXX	XXX	XXX	XXX	XXX	XXX	XXX	XXX	XXX	XXX	XXX	XXX	
AA-0052444	Roush Reinsurance Company, Ltd.	XXX	XXX	XXX	XXX	XXX	XXX	XXX	XXX	XXX	XXX	XXX	XXX	XXX	XXX	XXX	XXX	
AA-0056273	Roy Buck Reinsurance, Ltd.	XXX	XXX	XXX	XXX	XXX	XXX	XXX	XXX	XXX	XXX	XXX	XXX	XXX	XXX	XXX	XXX	
AA-0055900	RSJ Reinsurance Company, Ltd.	XXX	XXX	XXX	XXX	XXX	XXX	XXX	XXX	XXX	XXX	XXX	XXX	XXX	XXX	XXX	XXX	
AA-0052900	S&M REINS LTD	XXX	XXX	XXX	XXX	XXX	XXX	XXX	XXX	XXX	XXX	XXX	XXX	XXX	XXX	XXX	XXX	
AA-0059289	S.N.S.	XXX	XXX	XXX	XXX	XXX	XXX	XXX	XXX	XXX	XXX	XXX	XXX	XXX	XXX	XXX	XXX	
AA-6900218	S+J PERFORMANCE LTD	XXX	XXX	XXX	XXX	XXX	XXX	XXX	XXX	XXX	XXX	XXX	XXX	XXX	XXX	XXX	XXX	
AA-0057777	SAGE INVESTMENTS REINS CO LTD	XXX	XXX	XXX	XXX	XXX	XXX	XXX	XXX	XXX	XXX	XXX	XXX	XXX	XXX	XXX	XXX	
AA-0057175	Sail View Reinsurance Company, Ltd.	XXX	XXX	XXX	XXX	XXX	XXX	XXX	XXX	XXX	XXX	XXX	XXX	XXX	XXX	XXX	XXX	
AA-0054341	San Juan Reinsurance Company, Ltd	XXX	XXX	XXX	XXX	XXX	XXX	XXX	XXX	XXX	XXX	XXX	XXX	XXX	XXX	XXX	XXX	
AA-0052860	Savage Cars Reinsurance Company, Ltd.	XXX	XXX	XXX	XXX	XXX	XXX	XXX	XXX	XXX	XXX	XXX	XXX	XXX	XXX	XXX	XXX	
AA-0057989	Seis Vista Reinsurance Company, Ltd.	XXX	XXX	XXX	XXX	XXX	XXX	XXX	XXX	XXX	XXX	XXX	XXX	XXX	XXX	XXX	XXX	
AA-0057827	SENAK Reinsurance Company, Ltd.	XXX	XXX	XXX	XXX	XXX	XXX	XXX	XXX	XXX	XXX	XXX	XXX	XXX	XXX	XXX	XXX	

ANNUAL STATEMENT FOR THE YEAR 2021 OF THE Dealers Assurance Company

SCHEDULE F - PART 3 (Continued)

Ceded Reinsurance as of December 31, Current Year (\$000 Omitted)
(Provision for Reinsurance for Certified Reinsurers)

ID Number From Col. 1	Name of Reinsurer From Col. 3	Provision for Certified Reinsurance															
		54	55	56	57	58	59	60	61	62	63	64	65	Complete if Col. 52 = "No"; Otherwise Enter 0			69
		Certified Reinsurer Rating (1 through 6)	Effective Date of Certified Reinsurer Rating	Percent Collateral Required for Full Credit (0% through 100%)	Catastrophe Recoverables Qualifying for Collateral Deferral	Net Recoverables Subject to Collateral Requirements for Full Credit (Col. 19 - Col. 57)	Dollar Amount of Collateral Required (Col. 56 * Col. 58)	Percent of Collateral Provided for Net Recoverables Subject to Collateral Requirements ([Col. 20 + Col. 21 + Col. 22 + Col. 24] / Col. 58)	Percent Credit Allowed on Net Recoverables Subject to Collateral Requirements (Col. 60 / Col. 56, not to exceed 100%)	20% of Recoverable on Paid Losses & LAE Over 90 Days Past Due Amounts in Dispute (Col. 45 * 20%)	Amount of Credit Allowed for Net Recoverables (Col. 57 + [Col. 58 * Col. 61])	Provision for Reinsurance with Certified Reinsurers Due to Collateral Deficiency (Col. 19 - Col. 63)	20% of Recoverable on Paid Losses & LAE Over 90 Days Past Due Amounts Not in Dispute (Col. 47 * 20%)	66	67	68	Provision for Overdue Reinsurance Ceded to Certified Reinsurers (Greater of [Col. 62 + Col. 65] or Col.68; not to Exceed Col. 63)
AA-0059652	SG Re	XXX	XXX	XXX	XXX	XXX	XXX	XXX	XXX	XXX	XXX	XXX	XXX	XXX	XXX	XXX	
AA-0059653	SGCW Re	XXX	XXX	XXX	XXX	XXX	XXX	XXX	XXX	XXX	XXX	XXX	XXX	XXX	XXX	XXX	
AA-0057403	SGJG REINS	XXX	XXX	XXX	XXX	XXX	XXX	XXX	XXX	XXX	XXX	XXX	XXX	XXX	XXX	XXX	
AA-0054998	SHEENGUS	XXX	XXX	XXX	XXX	XXX	XXX	XXX	XXX	XXX	XXX	XXX	XXX	XXX	XXX	XXX	
AA-0054400	Shelby Wayne 2	XXX	XXX	XXX	XXX	XXX	XXX	XXX	XXX	XXX	XXX	XXX	XXX	XXX	XXX	XXX	
AA-0053848	SIC EM Reinsurance Limited	XXX	XXX	XXX	XXX	XXX	XXX	XXX	XXX	XXX	XXX	XXX	XXX	XXX	XXX	XXX	
AA-0053964	Simba Reinsurance Company, Ltd.	XXX	XXX	XXX	XXX	XXX	XXX	XXX	XXX	XXX	XXX	XXX	XXX	XXX	XXX	XXX	
AA-0051734	Skillkids II Reinsurance Company, Ltd.	XXX	XXX	XXX	XXX	XXX	XXX	XXX	XXX	XXX	XXX	XXX	XXX	XXX	XXX	XXX	
AA-0051711	Skillkids Reinsurance Company, Ltd.	XXX	XXX	XXX	XXX	XXX	XXX	XXX	XXX	XXX	XXX	XXX	XXX	XXX	XXX	XXX	
AA-0055872	SP Forward Reinsurance Company	XXX	XXX	XXX	XXX	XXX	XXX	XXX	XXX	XXX	XXX	XXX	XXX	XXX	XXX	XXX	
AA-0055723	Spirit Auto Centers Reinsurance Co Ltd	XXX	XXX	XXX	XXX	XXX	XXX	XXX	XXX	XXX	XXX	XXX	XXX	XXX	XXX	XXX	
AA-0058762	SS Auto Reinsurance Company, Ltd.	XXX	XXX	XXX	XXX	XXX	XXX	XXX	XXX	XXX	XXX	XXX	XXX	XXX	XXX	XXX	
AA-0055573	STABLES REINS CO LTD	XXX	XXX	XXX	XXX	XXX	XXX	XXX	XXX	XXX	XXX	XXX	XXX	XXX	XXX	XXX	
AA-0052696	STERRY STREET	XXX	XXX	XXX	XXX	XXX	XXX	XXX	XXX	XXX	XXX	XXX	XXX	XXX	XXX	XXX	
AA-0057620	Stirling Reinsurance Company, Ltd.	XXX	XXX	XXX	XXX	XXX	XXX	XXX	XXX	XXX	XXX	XXX	XXX	XXX	XXX	XXX	
AA-0058820	Sugar Loaf III Reinsurance, Inc.	XXX	XXX	XXX	XXX	XXX	XXX	XXX	XXX	XXX	XXX	XXX	XXX	XXX	XXX	XXX	
AA-0059594	Sunnyvale Express Reins Ltd	XXX	XXX	XXX	XXX	XXX	XXX	XXX	XXX	XXX	XXX	XXX	XXX	XXX	XXX	XXX	
AA-0059741	Supreme Automotive Reinsurance Company, Ltd.	XXX	XXX	XXX	XXX	XXX	XXX	XXX	XXX	XXX	XXX	XXX	XXX	XXX	XXX	XXX	
AA-0058914	SUTTON RIC LTD	XXX	XXX	XXX	XXX	XXX	XXX	XXX	XXX	XXX	XXX	XXX	XXX	XXX	XXX	XXX	
AA-0055005	SUZART REINS	XXX	XXX	XXX	XXX	XXX	XXX	XXX	XXX	XXX	XXX	XXX	XXX	XXX	XXX	XXX	
AA-0057792	SV REINS CO LTD	XXX	XXX	XXX	XXX	XXX	XXX	XXX	XXX	XXX	XXX	XXX	XXX	XXX	XXX	XXX	
AA-0059741	T & S FUTURE HOLDINGS REINS CO LTD	XXX	XXX	XXX	XXX	XXX	XXX	XXX	XXX	XXX	XXX	XXX	XXX	XXX	XXX	XXX	
AA-0059716	T&K Holdings	XXX	XXX	XXX	XXX	XXX	XXX	XXX	XXX	XXX	XXX	XXX	XXX	XXX	XXX	XXX	
AA-0059836	T.R.S. RE LTD	XXX	XXX	XXX	XXX	XXX	XXX	XXX	XXX	XXX	XXX	XXX	XXX	XXX	XXX	XXX	
AA-0058485	T-Ball Reinsurance Company, Ltd.	XXX	XXX	XXX	XXX	XXX	XXX	XXX	XXX	XXX	XXX	XXX	XXX	XXX	XXX	XXX	
AA-0056485	TGB INVESTMENTS RIC	XXX	XXX	XXX	XXX	XXX	XXX	XXX	XXX	XXX	XXX	XXX	XXX	XXX	XXX	XXX	
AA-0057829	The Archibald Reinsurance Company, Ltd.	XXX	XXX	XXX	XXX	XXX	XXX	XXX	XXX	XXX	XXX	XXX	XXX	XXX	XXX	XXX	
AA-0057019	THE RDC REINSURANCE COMPANY	XXX	XXX	XXX	XXX	XXX	XXX	XXX	XXX	XXX	XXX	XXX	XXX	XXX	XXX	XXX	
AA-0053778	THIRTEEN-TWENTY	XXX	XXX	XXX	XXX	XXX	XXX	XXX	XXX	XXX	XXX	XXX	XXX	XXX	XXX	XXX	
AA-0057956	THIRTY-A	XXX	XXX	XXX	XXX	XXX	XXX	XXX	XXX	XXX	XXX	XXX	XXX	XXX	XXX	XXX	
AA-0058820	Thomason Warranty Reinsurance Company, Ltd.	XXX	XXX	XXX	XXX	XXX	XXX	XXX	XXX	XXX	XXX	XXX	XXX	XXX	XXX	XXX	
AA-0056465	TOCANTINS REINS GAP	XXX	XXX	XXX	XXX	XXX	XXX	XXX	XXX	XXX	XXX	XXX	XXX	XXX	XXX	XXX	
AA-0058941	Total Automotive Reinsurance Company, Ltd.	XXX	XXX	XXX	XXX	XXX	XXX	XXX	XXX	XXX	XXX	XXX	XXX	XXX	XXX	XXX	
AA-0057223	TOWNE AUTO RIC LTD	XXX	XXX	XXX	XXX	XXX	XXX	XXX	XXX	XXX	XXX	XXX	XXX	XXX	XXX	XXX	
AA-0053682	TPKW	XXX	XXX	XXX	XXX	XXX	XXX	XXX	XXX	XXX	XXX	XXX	XXX	XXX	XXX	XXX	
AA-3190984	Tricor Re	XXX	XXX	XXX	XXX	XXX	XXX	XXX	XXX	XXX	XXX	XXX	XXX	XXX	XXX	XXX	
AA-0059592	Trojan Reinsurance Company, Ltd.	XXX	XXX	XXX	XXX	XXX	XXX	XXX	XXX	XXX	XXX	XXX	XXX	XXX	XXX	XXX	
AA-0056154	TTC II Reinsurance, Limited	XXX	XXX	XXX	XXX	XXX	XXX	XXX	XXX	XXX	XXX	XXX	XXX	XXX	XXX	XXX	
AA-0053860	TWENTY TWELVE RE LTD	XXX	XXX	XXX	XXX	XXX	XXX	XXX	XXX	XXX	XXX	XXX	XXX	XXX	XXX	XXX	
AA-0056639	Uno Mas Reinsurance Company, Ltd.	XXX	XXX	XXX	XXX	XXX	XXX	XXX	XXX	XXX	XXX	XXX	XXX	XXX	XXX	XXX	
AA-0051532	UTTER BROTHERS REINSURANCE CO.	XXX	XXX	XXX	XXX	XXX	XXX	XXX	XXX	XXX	XXX	XXX	XXX	XXX	XXX	XXX	
AA-0056361	VALLEY AUBURN RV RIC LTD	XXX	XXX	XXX	XXX	XXX	XXX	XXX	XXX	XXX	XXX	XXX	XXX	XXX	XXX	XXX	

ANNUAL STATEMENT FOR THE YEAR 2021 OF THE Dealers Assurance Company

SCHEDULE F - PART 3 (Continued)

Ceded Reinsurance as of December 31, Current Year (\$000 Omitted)
(Provision for Reinsurance for Certified Reinsurers)

ID Number From Col. 1	Name of Reinsurer From Col. 3	Provision for Certified Reinsurance														69 Provision for Overdue Reinsurance Ceded to Certified Reinsurers (Greater of [Col. 62 + Col. 65] or Col.68; not to Exceed Col. 63)	
		54	55	56	57	58	59	60	61	62	63	64	65	Complete if Col. 52 = "No"; Otherwise Enter 0			
		Certified Reinsurer Rating (1 through 6)	Effective Date of Certified Reinsurer Rating	Percent Collateral Required for Full Credit (0% through 100%)	Catastrophe Recoverables Qualifying for Collateral Deferral	Net Recoverables Subject to Collateral Requirements for Full Credit (Col. 19 - Col. 57)	Dollar Amount of Collateral Required (Col. 56 * Col. 58)	Percent of Collateral Provided for Net Recoverables Subject to Collateral Requirements ([Col. 20 + Col. 21 + Col. 22 + Col. 24] / Col. 58)	Percent Credit Allowed on Net Recoverables Subject to Collateral Requirements (Col. 60 / Col. 56, not to exceed 100%)	20% of Recoverable on Paid Losses & LAE Over 90 Days Past Due Amounts in Dispute (Col. 45 * 20%)	Amount of Credit Allowed for Net Recoverables (Col. 57 + [Col. 58 * Col. 61])	Provision for Reinsurance with Certified Reinsurers Due to Collateral Deficiency (Col. 19 - Col. 63)	20% of Recoverable on Paid Losses & LAE Over 90 Days Past Due Amounts Not in Dispute (Col. 47 * 20%)	66 Total Collateral Provided (Col. 20 + Col. 21 + Col. 24, not to Exceed Col. 63)	67 Net Unsecured Recoverable for Which Credit is Allowed (Col. 63 - Col. 66)		68 20% of Amount in Col. 67
AA-0040209	Valley National Reinsurance Company, Ltd	XXX	XXX	XXX	XXX	XXX	XXX	XXX	XXX	XXX	XXX	XXX	XXX	XXX	XXX	XXX	XXX
AA-3194194	Vantage National Re	XXX	XXX	XXX	XXX	XXX	XXX	XXX	XXX	XXX	XXX	XXX	XXX	XXX	XXX	XXX	XXX
AA-0056297	VARGAS RIC LTD	XXX	XXX	XXX	XXX	XXX	XXX	XXX	XXX	XXX	XXX	XXX	XXX	XXX	XXX	XXX	XXX
AA-6900304	Vehicle Performance Company, Ltd.	XXX	XXX	XXX	XXX	XXX	XXX	XXX	XXX	XXX	XXX	XXX	XXX	XXX	XXX	XXX	XXX
AA-0052747	VICTORIA	XXX	XXX	XXX	XXX	XXX	XXX	XXX	XXX	XXX	XXX	XXX	XXX	XXX	XXX	XXX	XXX
AA-0053299	VW VW REINS CO LTD	XXX	XXX	XXX	XXX	XXX	XXX	XXX	XXX	XXX	XXX	XXX	XXX	XXX	XXX	XXX	XXX
AA-0054979	WAPENSHAW REINS GAP	XXX	XXX	XXX	XXX	XXX	XXX	XXX	XXX	XXX	XXX	XXX	XXX	XXX	XXX	XXX	XXX
AA-0054977	WATERSTONE REINS GAP	XXX	XXX	XXX	XXX	XXX	XXX	XXX	XXX	XXX	XXX	XXX	XXX	XXX	XXX	XXX	XXX
AA-0057448	WB ENTERPRISES RE	XXX	XXX	XXX	XXX	XXX	XXX	XXX	XXX	XXX	XXX	XXX	XXX	XXX	XXX	XXX	XXX
AA-0059528	WCFX RIC CO	XXX	XXX	XXX	XXX	XXX	XXX	XXX	XXX	XXX	XXX	XXX	XXX	XXX	XXX	XXX	XXX
AA-3774111	Wellington Security International Insurance Co.	XXX	XXX	XXX	XXX	XXX	XXX	XXX	XXX	XXX	XXX	XXX	XXX	XXX	XXX	XXX	XXX
AA-0053172	WESTGATE AUTO GRP REINS CO LTD	XXX	XXX	XXX	XXX	XXX	XXX	XXX	XXX	XXX	XXX	XXX	XXX	XXX	XXX	XXX	XXX
AA-0051459	WH-SRCT 3	XXX	XXX	XXX	XXX	XXX	XXX	XXX	XXX	XXX	XXX	XXX	XXX	XXX	XXX	XXX	XXX
AA-0059941	Winters Way Reinsurance Company, Ltd.	XXX	XXX	XXX	XXX	XXX	XXX	XXX	XXX	XXX	XXX	XXX	XXX	XXX	XXX	XXX	XXX
AA-0052707	WIRC-2009 REINSURANCE LTD	XXX	XXX	XXX	XXX	XXX	XXX	XXX	XXX	XXX	XXX	XXX	XXX	XXX	XXX	XXX	XXX
AA-0052714	WIRCMAT-2009 REINSURANCE LTD	XXX	XXX	XXX	XXX	XXX	XXX	XXX	XXX	XXX	XXX	XXX	XXX	XXX	XXX	XXX	XXX
AA-0053729	WRP-3	XXX	XXX	XXX	XXX	XXX	XXX	XXX	XXX	XXX	XXX	XXX	XXX	XXX	XXX	XXX	XXX
AA-0054278	Y2K HOLDINGS REINS CO LTD	XXX	XXX	XXX	XXX	XXX	XXX	XXX	XXX	XXX	XXX	XXX	XXX	XXX	XXX	XXX	XXX
AA-0052332	Young Automotive Group Reinsurance Co., Ltd	XXX	XXX	XXX	XXX	XXX	XXX	XXX	XXX	XXX	XXX	XXX	XXX	XXX	XXX	XXX	XXX
AA-0052415	ZASRIN REINSURANCE	XXX	XXX	XXX	XXX	XXX	XXX	XXX	XXX	XXX	XXX	XXX	XXX	XXX	XXX	XXX	XXX
2699999	Total Unauthorized - Other Non-U.S. Insurers			XXX	XXX	XXX	XXX	XXX	XXX	XXX	XXX	XXX	XXX	XXX	XXX	XXX	XXX
2899999	Total Unauthorized Excluding Protected Cells (Sum of 2299999, 2399999, 2499999, 2599999 and 2699999)			XXX	XXX	XXX	XXX	XXX	XXX	XXX	XXX	XXX	XXX	XXX	XXX	XXX	XXX
3299999	Total Certified - Affiliates - U.S. Non-Pool			XXX	0	0	0	XXX	XXX	0	0	0	0	0	0	0	0
3599999	Total Certified - Affiliates - Other (Non-U.S.)			XXX	0	0	0	XXX	XXX	0	0	0	0	0	0	0	0
3699999	Total Certified - Affiliates			XXX	0	0	0	XXX	XXX	0	0	0	0	0	0	0	0
4299999	Total Certified Excluding Protected Cells (Sum of 3699999, 3799999, 3899999, 3999999 and 4099999)			XXX	0	0	0	XXX	XXX	0	0	0	0	0	0	0	0
4699999	Total Reciprocal Jurisdiction - Affiliates - U.S. Non-Pool			XXX	XXX	XXX	XXX	XXX	XXX	XXX	XXX	XXX	XXX	XXX	XXX	XXX	XXX
4999999	Total Reciprocal Jurisdiction - Affiliates - Other (Non-U.S.)			XXX	XXX	XXX	XXX	XXX	XXX	XXX	XXX	XXX	XXX	XXX	XXX	XXX	XXX
5099999	Total Reciprocal Jurisdiction - Affiliates			XXX	XXX	XXX	XXX	XXX	XXX	XXX	XXX	XXX	XXX	XXX	XXX	XXX	XXX
5699999	Total Reciprocal Jurisdiction Excluding Protected Cells (Sum of 5099999, 5199999, 5299999, 5399999 and 5499999)			XXX	XXX	XXX	XXX	XXX	XXX	XXX	XXX	XXX	XXX	XXX	XXX	XXX	XXX
5799999	Total Authorized, Unauthorized, Reciprocal Jurisdiction and Certified Excluding Protected Cells (Sum of 1499999, 2899999, 4299999 and 5699999)			XXX	0	0	0	XXX	XXX	0	0	0	0	0	0	0	0
5899999	Total Protected Cells (Sum of 1399999, 2799999, 4199999 and 5599999)			XXX	0	0	0	XXX	XXX	0	0	0	0	0	0	0	0
9999999	Totals			XXX	0	0	0	XXX	XXX	0	0	0	0	0	0	0	0

ANNUAL STATEMENT FOR THE YEAR 2021 OF THE Dealers Assurance Company

SCHEDULE F - PART 3 (Continued)

Ceded Reinsurance as of December 31, Current Year (\$000 Omitted)
(Total Provision for Reinsurance)

ID Number From Col. 1	Name of Reinsurer From Col. 3	70 20% of Recoverable on Paid Losses & LAE Over 90 Days past Due Amounts Not in Dispute (Col. 47 * 20%)	71 Provision for Unauthorized Reinsurance		73 Provision for Overdue Authorized and Reciprocal Jurisdiction Reinsurance		75 Total Provision for Reinsurance			
			72 Provision for Reinsurance with Unauthorized Reinsurers Due to Collateral Deficiency (Col. 26)	72 Provision for Overdue Reinsurance from Unauthorized Reinsurers and Amounts in Dispute (Col. 70 + 20% of the Amount in Col. 16)	74 Complete if Col. 52 = "Yes"; Otherwise Enter 0	74 Complete if Col. 52 = "No"; Otherwise Enter 0	75 Provision for Amounts Ceded to Authorized and Reciprocal Reinsurers (Cols. 73 + 74)	76 Provision for Amounts Ceded to Unauthorized Reinsurers (Cols. 71 + 72 Not in Excess of Col. 15)	77 Provision for Amounts Ceded to Certified Reinsurers (Cols. 64 + 69)	78 Total Provision for Reinsurance (Cols. 75 + 76 + 77)
0499999	Total Authorized - Affiliates - U.S. Non-Pool	0	XXX	XXX	0	0	0	XXX	XXX	0
0799999	Total Authorized - Affiliates - Other (Non-U.S.)	0	XXX	XXX	0	0	0	XXX	XXX	0
0899999	Total Authorized - Affiliates	0	XXX	XXX	0	0	0	XXX	XXX	0
59-1673015	Bankers Insurance Co.	0	XXX	XXX	0	0	0	XXX	XXX	0
43-1754760	Lyndon Southern Insurance Company	0	XXX	XXX	0	0	0	XXX	XXX	0
0999999	Total Authorized - Other U.S. Unaffiliated Insurers	0	XXX	XXX	0	0	0	XXX	XXX	0
1499999	Total Authorized Excluding Protected Cells (Sum of 0899999, 0999999, 1099999, 1199999 and 1299999)	0	XXX	XXX	0	0	0	XXX	XXX	0
1899999	Total Unauthorized - Affiliates - U.S. Non-Pool	0	0	0	XXX	XXX	XXX	0	XXX	0
AA-0052149	American Colonial REINS CO LTD	0	0	0	XXX	XXX	XXX	0	XXX	0
AA-0052072	IAI	0	0	0	XXX	XXX	XXX	0	XXX	0
AA-0054388	Three Diamonds Reinsurance Co Ltd	0	0	0	XXX	XXX	XXX	0	XXX	0
2099999	Total Unauthorized - Affiliates - Other (Non-U.S.) - Other	0	0	0	XXX	XXX	XXX	0	XXX	0
2199999	Total Unauthorized - Affiliates - Other (Non-U.S.)	0	0	0	XXX	XXX	XXX	0	XXX	0
2299999	Total Unauthorized - Affiliates	0	0	0	XXX	XXX	XXX	0	XXX	0
81-0680054	Allied Guaranty Insurance Company	0	0	0	XXX	XXX	XXX	0	XXX	0
82-3695915	HFT Re	0	0	0	XXX	XXX	XXX	0	XXX	0
82-4219627	UNITED STATES DEALER REINS CO LLC	0	0	0	XXX	XXX	XXX	0	XXX	0
26-3683841	VSC RE, Inc.	0	0	0	XXX	XXX	XXX	0	XXX	0
2399999	Total Unauthorized - Other U.S. Unaffiliated Insurers	0	0	0	XXX	XXX	XXX	0	XXX	0
AA-0057923	3TG	0	0	0	XXX	XXX	XXX	0	XXX	0
AA-0055138	42 TIGER RIC LTD	0	0	0	XXX	XXX	XXX	0	XXX	0
AA-0052989	4SPOKE CAPITAL REINS CO LTD	0	0	0	XXX	XXX	XXX	0	XXX	0
AA-0058290	922 Reinsurance Company, Ltd.	0	0	0	XXX	XXX	XXX	0	XXX	0
AA-0058290	922 Reinsurance Company, Ltd.	0	0	0	XXX	XXX	XXX	0	XXX	0
AA-0054516	A & H Insurance Co Ltd	0	0	0	XXX	XXX	XXX	0	XXX	0
AA-0058176	A Ford Able Reinsurance Company, Ltd.	0	0	0	XXX	XXX	XXX	0	XXX	0
AA-7770162	ADAR Reins Co Inc	0	0	0	XXX	XXX	XXX	0	XXX	0
AA-0059492	Agents Management Group Reinsurance Company, Ltd.	0	0	0	XXX	XXX	XXX	0	XXX	0
AA-0054644	Agnes Re	0	0	0	XXX	XXX	XXX	0	XXX	0
AA-0055467	AJH REINSURANCE LTD	0	0	0	XXX	XXX	XXX	0	XXX	0
AA-0054507	Alexandria Grey Reinsurance Co.	0	0	0	XXX	XXX	XXX	0	XXX	0
AA-0059387	All Roads Reinsurance Company, Ltd.	0	0	0	XXX	XXX	XXX	0	XXX	0
AA-0053877	All Star Reinsurance Company, Ltd.	0	0	0	XXX	XXX	XXX	0	XXX	0
AA-0054958	AMAZON REINS GAP	0	0	0	XXX	XXX	XXX	0	XXX	0
AA-0052582	Ameral Reinsurance Co Ltd	0	0	0	XXX	XXX	XXX	0	XXX	0
AA-0057549	AMYCAKES 2 REINS CO LTD	0	0	0	XXX	XXX	XXX	0	XXX	0
AA-0058078	Anarchy Reinsurance Company, Ltd.	0	0	0	XXX	XXX	XXX	0	XXX	0
AA-0053977	ANG REINS -GAP	0	0	0	XXX	XXX	XXX	0	XXX	0
AA-0055261	APA III Reinsurance, Ltd.	0	0	0	XXX	XXX	XXX	0	XXX	0

ANNUAL STATEMENT FOR THE YEAR 2021 OF THE Dealers Assurance Company

SCHEDULE F - PART 3 (Continued)

Ceded Reinsurance as of December 31, Current Year (\$000 Omitted)
(Total Provision for Reinsurance)

ID Number From Col. 1	Name of Reinsurer From Col. 3	70 20% of Recoverable on Paid Losses & LAE Over 90 Days past Due Amounts Not in Dispute (Col. 47 * 20%)	Provision for Unauthorized Reinsurance		Provision for Overdue Authorized and Reciprocal Jurisdiction Reinsurance		Total Provision for Reinsurance			
			71 Provision for Reinsurance with Unauthorized Reinsurers Due to Collateral Deficiency (Col. 26)	72 Provision for Overdue Reinsurance from Unauthorized Reinsurers and Amounts in Dispute (Col. 70 + 20% of the Amount in Col. 16)	73 Complete if Col. 52 = "Yes"; Otherwise Enter 0 20% of Recoverable on Paid Losses & LAE Over 90 Days Past Due Amounts Not in Dispute + 20% of Amounts in Dispute ([Col. 47 * 20%] + [Col. 45 * 20%])	74 Complete if Col. 52 = "No"; Otherwise Enter 0 Greater of 20% of Net Recoverable Net of Funds Held & Collateral, or 20% of Recoverable on Paid Losses & LAE Over 90 Days Past Due (Greater of Col. 26 * 20% or Cols. [40 + 41] * 20%)	75 Provision for Amounts Ceded to Authorized and Reciprocal Reinsurers (Cols. 73 + 74)	76 Provision for Amounts Ceded to Unauthorized Reinsurers (Cols. 71 + 72 Not in Excess of Col. 15)	77 Provision for Amounts Ceded to Certified Reinsurers (Cols. 64 + 69)	78 Total Provision for Reinsurance (Cols. 75 + 76 + 77)
AA-3190859	ARIA REINSURANCE	0	0	0	XXX	XXX	XXX	0	XXX	0
AA-0051583	ARKLATEX	0	0	0	XXX	XXX	XXX	0	XXX	0
AA-0056614	Askins Reinsurance Company, Ltd.	0	0	0	XXX	XXX	XXX	0	XXX	0
AA-0053533	AUTO BLOCK RIC LTD	0	0	0	XXX	XXX	XXX	0	XXX	0
AA-0055491	Auto Dealer Solutions Reinsurance Co., Ltd.	0	0	0	XXX	XXX	XXX	0	XXX	0
AA-0057713	Auto Shield Texas Reinsurance Company, Ltd.	0	0	0	XXX	XXX	XXX	0	XXX	0
AA-0058940	Autosbyzack Reinsurance Company, Ltd.	0	0	0	XXX	XXX	XXX	0	XXX	0
AA-0054186	AUTO-TEX	0	0	0	XXX	XXX	XXX	0	XXX	0
AA-0054661	AUTO-TEX I	0	0	0	XXX	XXX	XXX	0	XXX	0
AA-0054662	AUTO-TEX II	0	0	0	XXX	XXX	XXX	0	XXX	0
AA-0058284	Awesome Warranties Reinsurance Company, Ltd.	0	0	0	XXX	XXX	XXX	0	XXX	0
AA-0055916	Barbera Autoland Reinsurance, Ltd.	0	0	0	XXX	XXX	XXX	0	XXX	0
AA-0051714	BARHAM GROUP REINSURANCE	0	0	0	XXX	XXX	XXX	0	XXX	0
AA-0059262	Bazi Corporation Reinsurance Company, Ltd.	0	0	0	XXX	XXX	XXX	0	XXX	0
AA-6900146	BBD REINS	0	0	0	XXX	XXX	XXX	0	XXX	0
AA-0057130	BBS RE	0	0	0	XXX	XXX	XXX	0	XXX	0
AA-7770011	BEAST MODE RE	0	0	0	XXX	XXX	XXX	0	XXX	0
AA-0052777	Beaumont Re	0	0	0	XXX	XXX	XXX	0	XXX	0
AA-0055574	BEDFORD REINS CO LTD	0	0	0	XXX	XXX	XXX	0	XXX	0
AA-7770777	BEG Reinsurance Company Inc.	0	0	0	XXX	XXX	XXX	0	XXX	0
AA-0053798	Ben Mark & Co. Reinsurance Company, Ltd.	0	0	0	XXX	XXX	XXX	0	XXX	0
AA-0057475	BFJ RIC LTD	0	0	0	XXX	XXX	XXX	0	XXX	0
AA-3190967	BIG RED REINSURANCE, LTD.	0	0	0	XXX	XXX	XXX	0	XXX	0
AA-0057152	Big Sarasota Pass Reinsurance Company, Ltd.	0	0	0	XXX	XXX	XXX	0	XXX	0
AA-0057793	BKRADO40	0	0	0	XXX	XXX	XXX	0	XXX	0
AA-0053278	BLC Reinsurance Co., Ltd.	0	0	0	XXX	XXX	XXX	0	XXX	0
AA-0051557	Blue Moon Reinsurance Co., Ltd.	0	0	0	XXX	XXX	XXX	0	XXX	0
AA-0058710	Blue Rhino Dre 1 Reinsurance Ltd.	0	0	0	XXX	XXX	XXX	0	XXX	0
AA-0055535	BMR-2013 REINSURANCE, LTD.	0	0	0	XXX	XXX	XXX	0	XXX	0
AA-0059273	BORK REINS LTD	0	0	0	XXX	XXX	XXX	0	XXX	0
AA-0051261	BOYLAND GRP REINS CO LTD	0	0	0	XXX	XXX	XXX	0	XXX	0
AA-0053005	Brent Brown Reinsurance Company, Inc.	0	0	0	XXX	XXX	XXX	0	XXX	0
AA-0057225	Broken Arrow Reinsurance Co., Ltd.	0	0	0	XXX	XXX	XXX	0	XXX	0
AA-0057226	Broken Bow Reinsurance Co., Ltd.	0	0	0	XXX	XXX	XXX	0	XXX	0
AA-0052438	Brookmont Capital Holding Reinsurance Company, Ltd	0	0	0	XXX	XXX	XXX	0	XXX	0
AA-0053914	Buccaneer Reinsurance Company Ltd	0	0	0	XXX	XXX	XXX	0	XXX	0
AA-0056638	Buckshots Reinsurance Company, Ltd.	0	0	0	XXX	XXX	XXX	0	XXX	0
AA-0056344	BW Reinsurance Company, Ltd.	0	0	0	XXX	XXX	XXX	0	XXX	0
AA-0000000	BYRIDER-SAN ANTONIO TX	0	0	0	XXX	XXX	XXX	0	XXX	0
AA-3610432	C BROUDY	0	0	0	XXX	XXX	XXX	0	XXX	0
AA-0053888	C E B REINS CO LTD	0	0	0	XXX	XXX	XXX	0	XXX	0

ANNUAL STATEMENT FOR THE YEAR 2021 OF THE Dealers Assurance Company

SCHEDULE F - PART 3 (Continued)

Ceded Reinsurance as of December 31, Current Year (\$000 Omitted)
(Total Provision for Reinsurance)

ID Number From Col. 1	Name of Reinsurer From Col. 3	70 20% of Recoverable on Paid Losses & LAE Over 90 Days past Due Amounts Not in Dispute (Col. 47 * 20%)	Provision for Unauthorized Reinsurance		Provision for Overdue Authorized and Reciprocal Jurisdiction Reinsurance		Total Provision for Reinsurance			
			71	72	73	74	75	76	77	78
			Provision for Reinsurance with Unauthorized Reinsurers Due to Collateral Deficiency (Col. 26)	Provision for Overdue Reinsurance from Unauthorized Reinsurers and Amounts in Dispute (Col. 70 + 20% of the Amount in Col. 16)	Complete if Col. 52 = "Yes"; Otherwise Enter 0 20% of Recoverable on Paid Losses & LAE Over 90 Days Past Due Amounts Not in Dispute + 20% of Amounts in Dispute ((Col. 47 * 20%) + [Col. 45 * 20%])	Complete if Col. 52 = "No"; Otherwise Enter 0 Greater of 20% of Net Recoverable Net of Funds Held & Collateral, or 20% of Recoverable on Paid Losses & LAE Over 90 Days Past Due (Greater of Col. 26 * 20% or Cols. [40 + 41] * 20%)	Provision for Amounts Ceded to Authorized and Reciprocal Reinsurers (Cols. 73 + 74)	Provision for Amounts Ceded to Unauthorized Reinsurers (Cols. 71 + 72 Not in Excess of Col. 15)	Provision for Amounts Ceded to Certified Reinsurers (Cols. 64 + 69)	Total Provision for Reinsurance (Cols. 75 + 76 + 77)
AA-0052056	Cabo Reinsurance Co Ltd	0	0	0	XXX	XXX	XXX	0	XXX	0
AA-0057676	CANDIOTTA REINS CO II LTD	0	0	0	XXX	XXX	XXX	0	XXX	0
AA-0053641	CANDIOTTA REINS CO LTD	0	0	0	XXX	XXX	XXX	0	XXX	0
AA-0059040	CAP Auto Reinsurance Company, Ltd.	0	0	0	XXX	XXX	XXX	0	XXX	0
AA-0055135	CAPFAM RE	0	0	0	XXX	XXX	XXX	0	XXX	0
AA-0000000	CCF Reinsurance Co	0	0	0	XXX	XXX	XXX	0	XXX	0
AA-0054860	CDM REINSURANCE	0	0	0	XXX	XXX	XXX	0	XXX	0
AA-0056519	CDP RE	0	0	0	XXX	XXX	XXX	0	XXX	0
AA-0057457	CGBS REINS	0	0	0	XXX	XXX	XXX	0	XXX	0
AA-0059649	CGW REINS LTD	0	0	0	XXX	XXX	XXX	0	XXX	0
AA-0053861	CHAPS	0	0	0	XXX	XXX	XXX	0	XXX	0
AA-0057717	Chesapeake Family Reinsurance Company, Ltd.	0	0	0	XXX	XXX	XXX	0	XXX	0
AA-0052396	CHEVALIER	0	0	0	XXX	XXX	XXX	0	XXX	0
AA-6900286	Chisholm Trail Re	0	0	0	XXX	XXX	XXX	0	XXX	0
AA-0052068	CHOPPER REINSURANCE	0	0	0	XXX	XXX	XXX	0	XXX	0
AA-0054875	CHRISTENSEN 3 REINS CO LTD	0	0	0	XXX	XXX	XXX	0	XXX	0
AA-0056351	Cinco Vista Reinsurance Company, Ltd.	0	0	0	XXX	XXX	XXX	0	XXX	0
AA-6900000	Circle R Holdings Product Co	0	0	0	XXX	XXX	XXX	0	XXX	0
AA-0057227	Circle T Reinsurance Co., Ltd.	0	0	0	XXX	XXX	XXX	0	XXX	0
AA-0058261	CJB REINSURANCE, LTD	0	0	0	XXX	XXX	XXX	0	XXX	0
AA-0053225	Claremont Capital Reinsurance, Ltd	0	0	0	XXX	XXX	XXX	0	XXX	0
AA-0056335	CLAYTON MARKETING REINS CO LTD	0	0	0	XXX	XXX	XXX	0	XXX	0
AA-0055601	Closest to the Dealership Reinsurance Company, Inc	0	0	0	XXX	XXX	XXX	0	XXX	0
AA-0055932	CMFR RE	0	0	0	XXX	XXX	XXX	0	XXX	0
AA-0056913	CNET Reinsurance Company, Ltd.	0	0	0	XXX	XXX	XXX	0	XXX	0
AA-0052742	Coalition Reinsurance Co Ltd	0	0	0	XXX	XXX	XXX	0	XXX	0
AA-0056821	Coastal Empire Reinsurance Co Ltd	0	0	0	XXX	XXX	XXX	0	XXX	0
AA-0059935	Coconut Bayou Reinsurance Company, Ltd.	0	0	0	XXX	XXX	XXX	0	XXX	0
AA-0057828	Colozzi Reinsurance Company, Ltd.	0	0	0	XXX	XXX	XXX	0	XXX	0
AA-0057619	Commercial Reinsurance Company, Ltd.	0	0	0	XXX	XXX	XXX	0	XXX	0
AA-0055077	Committed Reinsurance	0	0	0	XXX	XXX	XXX	0	XXX	0
AA-0057153	Compass Rose Reinsurance Company, Ltd.	0	0	0	XXX	XXX	XXX	0	XXX	0
AA-0057999	CONTINENTAL MOTORS REINS CO LTD	0	0	0	XXX	XXX	XXX	0	XXX	0
AA-0053597	CORNERED REINS LTD	0	0	0	XXX	XXX	XXX	0	XXX	0
AA-0059388	Credence Reinsurance Company, Ltd.	0	0	0	XXX	XXX	XXX	0	XXX	0
AA-0055995	CSCI Reinsurance Co, Ltd.	0	0	0	XXX	XXX	XXX	0	XXX	0
AA-0054856	D. C. E. B.	0	0	0	XXX	XXX	XXX	0	XXX	0
AA-0057739	Dahl Automotive Reinsurance Limited	0	0	0	XXX	XXX	XXX	0	XXX	0
AA-0056961	Danielle Chase Reinsurance Company, Ltd.	0	0	0	XXX	XXX	XXX	0	XXX	0
AA-0053775	DANTAM REINS CO LTD	0	0	0	XXX	XXX	XXX	0	XXX	0
AA-0052670	Davenport Capitol Reinsurance Co Ltd	0	0	0	XXX	XXX	XXX	0	XXX	0

ANNUAL STATEMENT FOR THE YEAR 2021 OF THE Dealers Assurance Company

SCHEDULE F - PART 3 (Continued)

Ceded Reinsurance as of December 31, Current Year (\$000 Omitted)
(Total Provision for Reinsurance)

ID Number From Col. 1	Name of Reinsurer From Col. 3	70 20% of Recoverable on Paid Losses & LAE Over 90 Days past Due Amounts Not in Dispute (Col. 47 * 20%)	Provision for Unauthorized Reinsurance		Provision for Overdue Authorized and Reciprocal Jurisdiction Reinsurance		Total Provision for Reinsurance			
			71	72	73	74	75	76	77	78
			Provision for Reinsurance with Unauthorized Reinsurers Due to Collateral Deficiency (Col. 26)	Provision for Overdue Reinsurance from Unauthorized Reinsurers and Amounts in Dispute (Col. 70 + 20% of the Amount in Col. 16)	Complete if Col. 52 = "Yes"; Otherwise Enter 0	Complete if Col. 52 = "No"; Otherwise Enter 0	Provision for Amounts Ceded to Authorized and Reciprocal Jurisdiction Reinsurers (Cols. 73 + 74)	Provision for Amounts Ceded to Unauthorized Reinsurers (Cols. 71 + 72 Not in Excess of Col. 15)	Provision for Amounts Ceded to Certified Reinsurers (Cols. 64 + 69)	Total Provision for Reinsurance (Cols. 75 + 76 + 77)
AA-0053052	David H. Edwards Reinsurance Company, Ltd	0	0	0	XXX	XXX	XXX	0	XXX	0
AA-0059749	David Niello	0	0	0	XXX	XXX	XXX	0	XXX	0
AA-0052029	DBG REINS CO LTD	0	0	0	XXX	XXX	XXX	0	XXX	0
AA-7770775	DK Automotive Holdings Reinsurance Company Inc.	0	0	0	XXX	XXX	XXX	0	XXX	0
AA-0053540	Deacon1 Reinsurance Company Ltd	0	0	0	XXX	XXX	XXX	0	XXX	0
AA-0053547	Deacon2 Reinsurance Company Ltd	0	0	0	XXX	XXX	XXX	0	XXX	0
AA-0055589	Deacon3 Reinsurance Company, Ltd.	0	0	0	XXX	XXX	XXX	0	XXX	0
AA-0059272	DEL Reinsurance Ltd	0	0	0	XXX	XXX	XXX	0	XXX	0
AA-0056916	Del Silver Reinsurance, Ltd.	0	0	0	XXX	XXX	XXX	0	XXX	0
AA-0056076	Deschutes Reinsurance Company, Ltd.	0	0	0	XXX	XXX	XXX	0	XXX	0
AA-7770776	DFV Reinsurance Company, Inc.	0	0	0	XXX	XXX	XXX	0	XXX	0
AA-0054035	DINS-ZEVEN WESTERN REINS LTD	0	0	0	XXX	XXX	XXX	0	XXX	0
AA-0057996	Diverse Offerings Reinsurance, Ltd.	0	0	0	XXX	XXX	XXX	0	XXX	0
AA-0055576	DJRR REINS CO LTD	0	0	0	XXX	XXX	XXX	0	XXX	0
AA-0059569	DK BLACKSMITH RIC LTD	0	0	0	XXX	XXX	XXX	0	XXX	0
AA-0058944	Double Down Reinsurance Company, Ltd.	0	0	0	XXX	XXX	XXX	0	XXX	0
AA-0053005	DRAM Assured Reinsurance Limited	0	0	0	XXX	XXX	XXX	0	XXX	0
AA-0058058	Dream Reinsurance Company, Ltd.	0	0	0	XXX	XXX	XXX	0	XXX	0
AA-0056346	Drive Away Confident Reinsurance Co., Ltd.	0	0	0	XXX	XXX	XXX	0	XXX	0
AA-0053849	Drive Reinsurance Limited	0	0	0	XXX	XXX	XXX	0	XXX	0
AA-0053847	DRW Reinsurance Limited	0	0	0	XXX	XXX	XXX	0	XXX	0
AA-0051917	Duck Dudes Reinsurance Company, Ltd.	0	0	0	XXX	XXX	XXX	0	XXX	0
AA-0057338	DUFFY	0	0	0	XXX	XXX	XXX	0	XXX	0
AA-0059688	DWS Reinsurance Company, Ltd.	0	0	0	XXX	XXX	XXX	0	XXX	0
AA-0057486	EAI REINS	0	0	0	XXX	XXX	XXX	0	XXX	0
AA-0057129	EHA Autoguard Reinsurance Limited	0	0	0	XXX	XXX	XXX	0	XXX	0
AA-0054996	EJB REINS	0	0	0	XXX	XXX	XXX	0	XXX	0
AA-0059385	Elite Auto Reinsurance Company, Ltd.	0	0	0	XXX	XXX	XXX	0	XXX	0
AA-3191381	EMERALD BAY REINSURANCE	0	0	0	XXX	XXX	XXX	0	XXX	0
AA-0055933	ERIC C GERHARDT RE	0	0	0	XXX	XXX	XXX	0	XXX	0
AA-0055724	ET Reinsurance Co	0	0	0	XXX	XXX	XXX	0	XXX	0
AA-0059656	Exclusive Reinsurance Company, Ltd.	0	0	0	XXX	XXX	XXX	0	XXX	0
AA-0059482	FERRIS RIC LTD	0	0	0	XXX	XXX	XXX	0	XXX	0
AA-7770332	FIRST COUSINS RIC LTD	0	0	0	XXX	XXX	XXX	0	XXX	0
AA-0051611	Five Star I Reinsurance Company LTD	0	0	0	XXX	XXX	XXX	0	XXX	0
AA-0051613	Five Star II Reinsurance Company LTD	0	0	0	XXX	XXX	XXX	0	XXX	0
AA-0051611	Five Star III Reinsurance Company LTD	0	0	0	XXX	XXX	XXX	0	XXX	0
AA-0058504	FNA Holdings Reinsurance Company, Ltd.	0	0	0	XXX	XXX	XXX	0	XXX	0
AA-0056347	Forrester II Reinsurance Company, Ltd.	0	0	0	XXX	XXX	XXX	0	XXX	0
AA-0055249	FTAK RE	0	0	0	XXX	XXX	XXX	0	XXX	0
AA-0057439	Fun Funds Reinsurance Company, Ltd.	0	0	0	XXX	XXX	XXX	0	XXX	0

ANNUAL STATEMENT FOR THE YEAR 2021 OF THE Dealers Assurance Company

SCHEDULE F - PART 3 (Continued)

Ceded Reinsurance as of December 31, Current Year (\$000 Omitted)
(Total Provision for Reinsurance)

ID Number From Col. 1	Name of Reinsurer From Col. 3	70 20% of Recoverable on Paid Losses & LAE Over 90 Days past Due Amounts Not in Dispute (Col. 47 * 20%)	Provision for Unauthorized Reinsurance		Provision for Overdue Authorized and Reciprocal Jurisdiction Reinsurance		Total Provision for Reinsurance			
			71 Provision for Reinsurance with Unauthorized Reinsurers Due to Collateral Deficiency (Col. 26)	72 Provision for Overdue Reinsurance from Unauthorized Reinsurers and Amounts in Dispute (Col. 70 + 20% of the Amount in Col. 16)	73 Complete if Col. 52 = "Yes"; Otherwise Enter 0 20% of Recoverable on Paid Losses & LAE Over 90 Days Past Due Amounts Not in Dispute + 20% of Amounts in Dispute ([Col. 47 * 20%] + [Col. 45 * 20%])	74 Complete if Col. 52 = "No"; Otherwise Enter 0 Greater of 20% of Net Recoverable Net of Funds Held & Collateral, or 20% of Recoverable on Paid Losses & LAE Over 90 Days Past Due (Greater of Col. 26 * 20% or Cols. [40 + 41] * 20%)	75 Provision for Amounts Ceded to Authorized and Reciprocal Reinsurers (Cols. 73 + 74)	76 Provision for Amounts Ceded to Unauthorized Reinsurers (Cols. 71 + 72 Not in Excess of Col. 15)	77 Provision for Amounts Ceded to Certified Reinsurers (Cols. 64 + 69)	78 Total Provision for Reinsurance (Cols. 75 + 76 + 77)
AA-7770645	Furnishings Care of FL	0	0	0	XXX	XXX	XXX	0	XXX	0
AA-0054899	G3 RE	0	0	0	XXX	XXX	XXX	0	XXX	0
AA-0055875	G4 Forward Reinsurance Company, Ltd	0	0	0	XXX	XXX	XXX	0	XXX	0
AA-0056090	G5 Forward Reinsurance Company, Ltd	0	0	0	XXX	XXX	XXX	0	XXX	0
AA-0056091	G6 Forward Reinsurance Company, Ltd	0	0	0	XXX	XXX	XXX	0	XXX	0
AA-0056553	G7 Forward Reinsurance Company, Ltd	0	0	0	XXX	XXX	XXX	0	XXX	0
AA-0056887	G8 Forward Reinsurance Company, Ltd	0	0	0	XXX	XXX	XXX	0	XXX	0
AA-0058065	GACDJ Re	0	0	0	XXX	XXX	XXX	0	XXX	0
AA-0054981	GALACTICA REINS GAP	0	0	0	XXX	XXX	XXX	0	XXX	0
AA-0054112	GEO LIFE INSURANCE CO LTD	0	0	0	XXX	XXX	XXX	0	XXX	0
AA-0051297	Glacier Reinsurance Company, Ltd.	0	0	0	XXX	XXX	XXX	0	XXX	0
AA-0058606	Glick Holdings	0	0	0	XXX	XXX	XXX	0	XXX	0
AA-0053223	Global Capital Reinsurance Co	0	0	0	XXX	XXX	XXX	0	XXX	0
AA-0057721	Global Protection Reinsurance Company, Ltd.	0	0	0	XXX	XXX	XXX	0	XXX	0
AA-0052313	GMAV	0	0	0	XXX	XXX	XXX	0	XXX	0
AA-7770716	Go Blue Reinsurance Company, Ltd.	0	0	0	XXX	XXX	XXX	0	XXX	0
AA-0057722	Golf East Reinsurance Company, Ltd.	0	0	0	XXX	XXX	XXX	0	XXX	0
AA-0055936	GOVERO RE	0	0	0	XXX	XXX	XXX	0	XXX	0
AA-0055936	Govero Reinsurance Ltd	0	0	0	XXX	XXX	XXX	0	XXX	0
AA-0055329	Grace 531 Reinsurance Company, Ltd.	0	0	0	XXX	XXX	XXX	0	XXX	0
AA-0056688	GRAND SPORT REINS CO LTD	0	0	0	XXX	XXX	XXX	0	XXX	0
AA-0057633	Great American Reinsurance Company	0	0	0	XXX	XXX	XXX	0	XXX	0
AA-0057723	Greater Charlotte Reinsurance Company, Ltd.	0	0	0	XXX	XXX	XXX	0	XXX	0
AA-0058943	GSDS Reinsurance Company, Ltd.	0	0	0	XXX	XXX	XXX	0	XXX	0
AA-0058055	Guybo Reinsurance Company, Ltd.	0	0	0	XXX	XXX	XXX	0	XXX	0
AA-0055644	H and J Auto Group Reinsurance Company, Ltd.	0	0	0	XXX	XXX	XXX	0	XXX	0
AA-0055785	Hall's Warranty Reinsurance Ltd	0	0	0	XXX	XXX	XXX	0	XXX	0
AA-0059303	HANALEI BAY REINS COMPANY LTD	0	0	0	XXX	XXX	XXX	0	XXX	0
AA-0059694	Harding Auto Group Reinsurance Company, Ltd.	0	0	0	XXX	XXX	XXX	0	XXX	0
AA-0057419	Harpwell Reinsurance Company, Ltd.	0	0	0	XXX	XXX	XXX	0	XXX	0
AA-0053863	HDZT	0	0	0	XXX	XXX	XXX	0	XXX	0
AA-0058158	Heavenly Reinsurance Company, Ltd.	0	0	0	XXX	XXX	XXX	0	XXX	0
AA-0051491	HERMAN INVESTMENTS REINS CO LTD	0	0	0	XXX	XXX	XXX	0	XXX	0
AA-0057633	Hertiage Reinsurance Company Ltd.	0	0	0	XXX	XXX	XXX	0	XXX	0
AA-0057329	HIKARU	0	0	0	XXX	XXX	XXX	0	XXX	0
AA-0056895	HILT 550 REINS CO LTD	0	0	0	XXX	XXX	XXX	0	XXX	0
AA-0052117	HONDAY	0	0	0	XXX	XXX	XXX	0	XXX	0
AA-0057174	HR Auto Motors Reinsurance Company, Ltd.	0	0	0	XXX	XXX	XXX	0	XXX	0
AA-0056515	HUGE RIC LTD	0	0	0	XXX	XXX	XXX	0	XXX	0
AA-0053052	Huzzah Reinsurance Company, Ltd.	0	0	0	XXX	XXX	XXX	0	XXX	0
AA-3191198	IECD	0	0	0	XXX	XXX	XXX	0	XXX	0

ANNUAL STATEMENT FOR THE YEAR 2021 OF THE Dealers Assurance Company

SCHEDULE F - PART 3 (Continued)

Ceded Reinsurance as of December 31, Current Year (\$000 Omitted)
(Total Provision for Reinsurance)

ID Number From Col. 1	Name of Reinsurer From Col. 3	70 20% of Recoverable on Paid Losses & LAE Over 90 Days past Due Amounts Not in Dispute (Col. 47 * 20%)	71 Provision for Unauthorized Reinsurance		73 Provision for Overdue Authorized and Reciprocal Jurisdiction Reinsurance		75 Total Provision for Reinsurance			
			71 Provision for Reinsurance with Unauthorized Reinsurers Due to Collateral Deficiency (Col. 26)	72 Provision for Overdue Reinsurance from Unauthorized Reinsurers and Amounts in Dispute (Col. 70 + 20% of the Amount in Col. 16)	73 Complete if Col. 52 = "Yes"; Otherwise Enter 0 20% of Recoverable on Paid Losses & LAE Over 90 Days Past Due Amounts Not in Dispute + 20% of Amounts in Dispute ((Col. 47 * 20%) + [Col. 45 * 20%])	74 Complete if Col. 52 = "No"; Otherwise Enter 0 Greater of 20% of Net Recoverable Net of Funds Held & Collateral, or 20% of Recoverable on Paid Losses & LAE Over 90 Days Past Due (Greater of Col. 26 * 20% or Cols. [40 + 41] * 20%)	75 Provision for Amounts Ceded to Authorized and Reciprocal Reinsurers (Cols. 73 + 74)	76 Provision for Amounts Ceded to Unauthorized Reinsurers (Cols. 71 + 72 Not in Excess of Col. 15)	77 Provision for Amounts Ceded to Certified Reinsurers (Cols. 64 + 69)	78 Total Provision for Reinsurance (Cols. 75 + 76 + 77)
AA-0053388	IKEGAMI PARTNERS REINS CO LTD	0	0	0	XXX	XXX	XXX	0	XXX	0
AA-0058695	IN8	0	0	0	XXX	XXX	XXX	0	XXX	0
AA-0056669	INDMET-2015	0	0	0	XXX	XXX	XXX	0	XXX	0
AA-0057212	INDMET2-2015	0	0	0	XXX	XXX	XXX	0	XXX	0
AA-0059447	Isaac Reinsurance Company, Ltd.	0	0	0	XXX	XXX	XXX	0	XXX	0
AA-0050354	J&H Reinsurance Company, Ltd.	0	0	0	XXX	XXX	XXX	0	XXX	0
AA-0055157	Jason Hannah Reinsurance Limited	0	0	0	XXX	XXX	XXX	0	XXX	0
AA-0055158	Jason Jennifer Hannah Reinsurance Limited	0	0	0	XXX	XXX	XXX	0	XXX	0
AA-0057444	JCW MCGHEE RE	0	0	0	XXX	XXX	XXX	0	XXX	0
AA-0057662	JEB RIC LTD	0	0	0	XXX	XXX	XXX	0	XXX	0
AA-0052903	JEFJO LIBERTY REINS CO LTD	0	0	0	XXX	XXX	XXX	0	XXX	0
AA-0055159	Jennifer Hannah Reinsurance Limited	0	0	0	XXX	XXX	XXX	0	XXX	0
AA-0059717	Jet Boys Reinsurance Company, Ltd.	0	0	0	XXX	XXX	XXX	0	XXX	0
AA-0058681	JillNando Reinsurance Company, Ltd.	0	0	0	XXX	XXX	XXX	0	XXX	0
AA-0057181	JLCH FUND REINS CO LTD	0	0	0	XXX	XXX	XXX	0	XXX	0
AA-0057156	JMBROK	0	0	0	XXX	XXX	XXX	0	XXX	0
AA-0057727	JMS Family Reinsurance Company, Ltd.	0	0	0	XXX	XXX	XXX	0	XXX	0
AA-0052398	JOAC	0	0	0	XXX	XXX	XXX	0	XXX	0
AA-0059275	Joe Pfeifer	0	0	0	XXX	XXX	XXX	0	XXX	0
AA-0054977	JRG Texas Re	0	0	0	XXX	XXX	XXX	0	XXX	0
AA-0055673	JRGGW RE	0	0	0	XXX	XXX	XXX	0	XXX	0
AA-7770717	JSF and AAF Reinsurance Company, Ltd.	0	0	0	XXX	XXX	XXX	0	XXX	0
AA-7770715	JSF Reinsurance Company, Ltd.	0	0	0	XXX	XXX	XXX	0	XXX	0
AA-0057728	JStar Family Reinsurance Company, Ltd.	0	0	0	XXX	XXX	XXX	0	XXX	0
AA-0058415	Just The Tip Reinsurance, Ltd.	0	0	0	XXX	XXX	XXX	0	XXX	0
AA-0055007	KAD REINS	0	0	0	XXX	XXX	XXX	0	XXX	0
AA-0056348	KBH2 Reinsurance Company, Ltd.	0	0	0	XXX	XXX	XXX	0	XXX	0
AA-0051101	KING RICHARD REINSURANCE	0	0	0	XXX	XXX	XXX	0	XXX	0
AA-0058066	KL REINS CO LTD	0	0	0	XXX	XXX	XXX	0	XXX	0
AA-0052304	KOALA REINSURANCE	0	0	0	XXX	XXX	XXX	0	XXX	0
AA-0052518	KRFS	0	0	0	XXX	XXX	XXX	0	XXX	0
AA-0054978	LABYRINTHUS REINS GAP	0	0	0	XXX	XXX	XXX	0	XXX	0
AA-0055337	Lake Creek Reinsurance Company, Ltd.	0	0	0	XXX	XXX	XXX	0	XXX	0
AA-0059717	Landmark Holdings Reinsurance Company, Ltd.	0	0	0	XXX	XXX	XXX	0	XXX	0
AA-0059386	Larry & Brad Reinsurance Company, Ltd.	0	0	0	XXX	XXX	XXX	0	XXX	0
AA-0054093	LAVINA REINSURANCE	0	0	0	XXX	XXX	XXX	0	XXX	0
AA-0054997	LBA REINS CO LTD	0	0	0	XXX	XXX	XXX	0	XXX	0
AA-0057734	LEE 3 REINS CO LTD	0	0	0	XXX	XXX	XXX	0	XXX	0
AA-0055717	LEE LEE LEASING REINS CO LTD	0	0	0	XXX	XXX	XXX	0	XXX	0
AA-0057204	Legend Reinsurance Limited	0	0	0	XXX	XXX	XXX	0	XXX	0
AA-0053546	Lews Auto Guard Reinsurance Company, Ltd.	0	0	0	XXX	XXX	XXX	0	XXX	0

ANNUAL STATEMENT FOR THE YEAR 2021 OF THE Dealers Assurance Company

SCHEDULE F - PART 3 (Continued)

Ceded Reinsurance as of December 31, Current Year (\$000 Omitted)
(Total Provision for Reinsurance)

ID Number From Col. 1	Name of Reinsurer From Col. 3	70 20% of Recoverable on Paid Losses & LAE Over 90 Days past Due Amounts Not in Dispute (Col. 47 * 20%)	71 Provision for Unauthorized Reinsurance		73 Provision for Overdue Authorized and Reciprocal Jurisdiction Reinsurance		75 Total Provision for Reinsurance			
			71 Provision for Reinsurance with Unauthorized Reinsurers Due to Collateral Deficiency (Col. 26)	72 Provision for Overdue Reinsurance from Unauthorized Reinsurers and Amounts in Dispute (Col. 70 + 20% of the Amount in Col. 16)	73 Complete if Col. 52 = "Yes"; Otherwise Enter 0 20% of Recoverable on Paid Losses & LAE Over 90 Days Past Due Amounts Not in Dispute + 20% of Amounts in Dispute ((Col. 47 * 20%) + [Col. 45 * 20%])	74 Complete if Col. 52 = "No"; Otherwise Enter 0 Greater of 20% of Net Recoverable Net of Funds Held & Collateral, or 20% of Recoverable on Paid Losses & LAE Over 90 Days Past Due (Greater of Col. 26 * 20% or Cols. [40 + 41] * 20%)	75 Provision for Amounts Ceded to Authorized and Reciprocal Reinsurers (Cols. 73 + 74)	76 Provision for Amounts Ceded to Unauthorized Reinsurers (Cols. 71 + 72 Not in Excess of Col. 15)	77 Provision for Amounts Ceded to Certified Reinsurers (Cols. 64 + 69)	78 Total Provision for Reinsurance (Cols. 75 + 76 + 77)
AA-0057097	Littles Reinsurance, Ltd.	0	0	0	XXX	XXX	XXX	0	XXX	0
AA-0050897	Lots Reassurance Co.	0	0	0	XXX	XXX	XXX	0	XXX	0
AA-0058085	LSW RIC LTD	0	0	0	XXX	XXX	XXX	0	XXX	0
AA-0059719	LTM RIC LTD	0	0	0	XXX	XXX	XXX	0	XXX	0
AA-0057154	Lucerne Reinsurance Company, Ltd.	0	0	0	XXX	XXX	XXX	0	XXX	0
AA-0055940	Lucy AD Reinsurance Company, Ltd.	0	0	0	XXX	XXX	XXX	0	XXX	0
AA-0059015	Lundblad Reins Co Ltd	0	0	0	XXX	XXX	XXX	0	XXX	0
AA-0057533	LVR REINSURANCE LTD	0	0	0	XXX	XXX	XXX	0	XXX	0
AA-0057176	Magic I Reinsurance Company, Ltd.	0	0	0	XXX	XXX	XXX	0	XXX	0
AA-0059625	MAMEAR2.0 Re	0	0	0	XXX	XXX	XXX	0	XXX	0
AA-0059940	Mar Vista Reinsurance Company, Ltd.	0	0	0	XXX	XXX	XXX	0	XXX	0
AA-0052710	MAT-2009 REINSURANCE LTD	0	0	0	XXX	XXX	XXX	0	XXX	0
AA-0052709	MATEBT-2009 REINSURANCE LTD	0	0	0	XXX	XXX	XXX	0	XXX	0
AA-0052784	MCGRATH POWERSPORTS REINSURAN	0	0	0	XXX	XXX	XXX	0	XXX	0
AA-0056077	Metolius Reinsurance Company, Ltd.	0	0	0	XXX	XXX	XXX	0	XXX	0
AA-7770719	MGF Reinsurance Company, Ltd.	0	0	0	XXX	XXX	XXX	0	XXX	0
AA-0055029	Michaels III Reinsurance Company, Ltd.	0	0	0	XXX	XXX	XXX	0	XXX	0
AA-0056259	MIKE SCARFF 2 REINS CO LTD	0	0	0	XXX	XXX	XXX	0	XXX	0
AA-0058883	Millennium	0	0	0	XXX	XXX	XXX	0	XXX	0
AA-0053396	Mivan Two Reinsurance Company, Ltd.	0	0	0	XXX	XXX	XXX	0	XXX	0
AA-0058710	Monster Motors Reinsurance Company, Ltd.	0	0	0	XXX	XXX	XXX	0	XXX	0
AA-0055350	MONROSE REINS CO LTD	0	0	0	XXX	XXX	XXX	0	XXX	0
AA-0057253	MPHPS Reinsurance, Ltd.	0	0	0	XXX	XXX	XXX	0	XXX	0
AA-0056896	MR ROGERS REINS	0	0	0	XXX	XXX	XXX	0	XXX	0
AA-7770718	MSF Reinsurance Company, Ltd.	0	0	0	XXX	XXX	XXX	0	XXX	0
AA-0053051	MTJ II Reinsurance Company	0	0	0	XXX	XXX	XXX	0	XXX	0
AA-0052917	MUSCLE CAR REINS CO LTD	0	0	0	XXX	XXX	XXX	0	XXX	0
AA-0052061	NCWL	0	0	0	XXX	XXX	XXX	0	XXX	0
AA-0053683	NEL-FORD	0	0	0	XXX	XXX	XXX	0	XXX	0
AA-0055983	NILE AUTO PERF REINS GAP	0	0	0	XXX	XXX	XXX	0	XXX	0
AA-0056130	NINETEENTH HOLE REINS	0	0	0	XXX	XXX	XXX	0	XXX	0
AA-0052515	NTN	0	0	0	XXX	XXX	XXX	0	XXX	0
AA-0053374	Nuevo Nios Reinsurance Company, Ltd.	0	0	0	XXX	XXX	XXX	0	XXX	0
AA-0057491	NY Palm Tree Reinsurance, Ltd.	0	0	0	XXX	XXX	XXX	0	XXX	0
AA-0056839	OAQ REINS CO LTD	0	0	0	XXX	XXX	XXX	0	XXX	0
AA-0057645	Ocean Way Reinsurance Company, Ltd.	0	0	0	XXX	XXX	XXX	0	XXX	0
AA-0056517	OFEB RIC LTD	0	0	0	XXX	XXX	XXX	0	XXX	0
AA-0053982	OGM REINS - GAP	0	0	0	XXX	XXX	XXX	0	XXX	0
AA-0052743	Old School Reinsurance Company Ltd	0	0	0	XXX	XXX	XXX	0	XXX	0
AA-0055874	Ompen Re Limited	0	0	0	XXX	XXX	XXX	0	XXX	0
AA-0056897	ONS-SEARCY REINS	0	0	0	XXX	XXX	XXX	0	XXX	0

ANNUAL STATEMENT FOR THE YEAR 2021 OF THE Dealers Assurance Company

SCHEDULE F - PART 3 (Continued)

Ceded Reinsurance as of December 31, Current Year (\$000 Omitted)
(Total Provision for Reinsurance)

ID Number From Col. 1	Name of Reinsurer From Col. 3	70 20% of Recoverable on Paid Losses & LAE Over 90 Days past Due Amounts Not in Dispute (Col. 47 * 20%)	Provision for Unauthorized Reinsurance		Provision for Overdue Authorized and Reciprocal Jurisdiction Reinsurance		Total Provision for Reinsurance			
			71	72	73	74	75	76	77	78
			Provision for Reinsurance with Unauthorized Reinsurers Due to Collateral Deficiency (Col. 26)	Provision for Overdue Reinsurance from Unauthorized Reinsurers and Amounts in Dispute (Col. 70 + 20% of the Amount in Col. 16)	Complete if Col. 52 = "Yes"; Otherwise Enter 0 20% of Recoverable on Paid Losses & LAE Over 90 Days Past Due Amounts Not in Dispute + 20% of Amounts in Dispute ([Col. 47 * 20%] + [Col. 45 * 20%])	Complete if Col. 52 = "No"; Otherwise Enter 0 Greater of 20% of Net Recoverable Net of Funds Held & Collateral, or 20% of Recoverable on Paid Losses & LAE Over 90 Days Past Due (Greater of Col. 26 * 20% or Cols. [40 + 41] * 20%)	Provision for Amounts Ceded to Authorized and Reciprocal Reinsurers (Cols. 73 + 74)	Provision for Amounts Ceded to Unauthorized Reinsurers (Cols. 71 + 72 Not in Excess of Col. 15)	Provision for Amounts Ceded to Certified Reinsurers (Cols. 64 + 69)	Total Provision for Reinsurance (Cols. 75 + 76 + 77)
AA-0057645	Paik 100 Reinsurance Company	0	0	0	XXX	XXX	XXX	0	XXX	0
AA-7770226	Pallayup River Re	0	0	0	XXX	XXX	XXX	0	XXX	0
AA-7770227	Pallayup Valley	0	0	0	XXX	XXX	XXX	0	XXX	0
AA-0059491	Pappas Reinsurance Company, Ltd.	0	0	0	XXX	XXX	XXX	0	XXX	0
AA-0055421	PBL Reinsurance Co Ltd	0	0	0	XXX	XXX	XXX	0	XXX	0
AA-0058018	PEARO REINSURANCE COMPANY, LTD	0	0	0	XXX	XXX	XXX	0	XXX	0
AA-0055006	PENULT REINS	0	0	0	XXX	XXX	XXX	0	XXX	0
AA-0054419	PIPCO	0	0	0	XXX	XXX	XXX	0	XXX	0
AA-0053239	Poco Mas Reinsurance Co Ltd	0	0	0	XXX	XXX	XXX	0	XXX	0
AA-0051506	Poncho (SPLIT Car Pros)	0	0	0	XXX	XXX	XXX	0	XXX	0
AA-0055040	POSSUM CREEK REINS - GAP	0	0	0	XXX	XXX	XXX	0	XXX	0
AA-0052174	POWERRIDE REINSURANCE LTD	0	0	0	XXX	XXX	XXX	0	XXX	0
AA-0059263	Prime Reinsurance Company, Ltd.	0	0	0	XXX	XXX	XXX	0	XXX	0
AA-0056019	PRINCESS RETTE-VIC-H-N	0	0	0	XXX	XXX	XXX	0	XXX	0
AA-0052861	Pro Caliber Reinsurance Co Ltd	0	0	0	XXX	XXX	XXX	0	XXX	0
AA-0053132	Professional Automotive Management Reins Co., Ltd.	0	0	0	XXX	XXX	XXX	0	XXX	0
AA-0040101	Progressive Insurance Ltd	0	0	0	XXX	XXX	XXX	0	XXX	0
AA-0059422	Puget Sound Portfolio Reinsurance Company, Ltd.	0	0	0	XXX	XXX	XXX	0	XXX	0
AA-0054416	Pursch Reinsurance Co., Ltd.	0	0	0	XXX	XXX	XXX	0	XXX	0
AA-0054625	Quacker Backer Reinsurance Company, Ltd.	0	0	0	XXX	XXX	XXX	0	XXX	0
AA-0000000	RAGNAR RE LTD	0	0	0	XXX	XXX	XXX	0	XXX	0
AA-0051866	RANCHFUND REINSURANCE	0	0	0	XXX	XXX	XXX	0	XXX	0
AA-0052886	Randy Grant Reinsurance Company, Ltd.	0	0	0	XXX	XXX	XXX	0	XXX	0
AA-0055611	RANGER 1 RIC LTD	0	0	0	XXX	XXX	XXX	0	XXX	0
AA-0053981	RBE REINS - GAP	0	0	0	XXX	XXX	XXX	0	XXX	0
AA-0055601	Reid Investments Reinsurance, Ltd.	0	0	0	XXX	XXX	XXX	0	XXX	0
AA-0055941	ReTodd Reinsurance Company, Ltd.	0	0	0	XXX	XXX	XXX	0	XXX	0
AA-0053534	Richard Kay Reinsurance Company, Ltd.	0	0	0	XXX	XXX	XXX	0	XXX	0
AA-0059750	Richard Niello	0	0	0	XXX	XXX	XXX	0	XXX	0
AA-0056147	RIDERS ASSURANCE II RE,LTD.	0	0	0	XXX	XXX	XXX	0	XXX	0
AA-0052705	RIDERS ASSURANCE REINSURANCE	0	0	0	XXX	XXX	XXX	0	XXX	0
AA-0052247	Rivergreen Reinsurance Co Ltd	0	0	0	XXX	XXX	XXX	0	XXX	0
AA-0057321	RJ INVESTMENTS REINS - GAP	0	0	0	XXX	XXX	XXX	0	XXX	0
AA-0055806	RJ Kody III	0	0	0	XXX	XXX	XXX	0	XXX	0
AA-0058161	RM Bates Reinsurance Company, Ltd.	0	0	0	XXX	XXX	XXX	0	XXX	0
AA-0000000	RMK REINS	0	0	0	XXX	XXX	XXX	0	XXX	0
AA-0059748	Roger Neillo	0	0	0	XXX	XXX	XXX	0	XXX	0
AA-0052444	Roush Reinsurance Company, Ltd.	0	0	0	XXX	XXX	XXX	0	XXX	0
AA-0056273	Roy Buck Reinsurance, Ltd.	0	0	0	XXX	XXX	XXX	0	XXX	0
AA-0055900	RSJ Reinsurance Company, Ltd.	0	0	0	XXX	XXX	XXX	0	XXX	0
AA-0052900	S&M REINS LTD	0	0	0	XXX	XXX	XXX	0	XXX	0

ANNUAL STATEMENT FOR THE YEAR 2021 OF THE Dealers Assurance Company

SCHEDULE F - PART 3 (Continued)

Ceded Reinsurance as of December 31, Current Year (\$000 Omitted)
(Total Provision for Reinsurance)

ID Number From Col. 1	Name of Reinsurer From Col. 3	70 20% of Recoverable on Paid Losses & LAE Over 90 Days past Due Amounts Not in Dispute (Col. 47 * 20%)	Provision for Unauthorized Reinsurance		Provision for Overdue Authorized and Reciprocal Jurisdiction Reinsurance		Total Provision for Reinsurance			
			71	72	73	74	75	76	77	78
			Provision for Reinsurance with Unauthorized Reinsurers Due to Collateral Deficiency (Col. 26)	Provision for Overdue Reinsurance from Unauthorized Reinsurers and Amounts in Dispute (Col. 70 + 20% of the Amount in Col. 16)	Complete if Col. 52 = "Yes"; Otherwise Enter 0	Complete if Col. 52 = "No"; Otherwise Enter 0	Provision for Amounts Ceded to Authorized and Reciprocal Jurisdiction Reinsurers (Cols. 73 + 74)	Provision for Amounts Ceded to Unauthorized Reinsurers (Cols. 71 + 72 Not in Excess of Col. 15)	Provision for Amounts Ceded to Certified Reinsurers (Cols. 64 + 69)	Total Provision for Reinsurance (Cols. 75 + 76 + 77)
AA-0059289	S.N.S.	0	0	0	XXX	XXX	XXX	0	XXX	0
AA-6900218	S-J PERFORMANCE LTD	0	0	0	XXX	XXX	XXX	0	XXX	0
AA-0057777	SAGE INVESTMENTS REINS CO LTD	0	0	0	XXX	XXX	XXX	0	XXX	0
AA-0057175	Sail View Reinsurance Company, Ltd.	0	0	0	XXX	XXX	XXX	0	XXX	0
AA-0054341	San Juan Reinsurance Company, Ltd	0	0	0	XXX	XXX	XXX	0	XXX	0
AA-0052860	Savage Cars Reinsurance Company, Ltd.	0	0	0	XXX	XXX	XXX	0	XXX	0
AA-0057989	Seis Vista Reinsurance Company, Ltd.	0	0	0	XXX	XXX	XXX	0	XXX	0
AA-0057827	SENAK Reinsurance Company, Ltd.	0	0	0	XXX	XXX	XXX	0	XXX	0
AA-0059652	SG Re	0	0	0	XXX	XXX	XXX	0	XXX	0
AA-0059653	SGCW Re	0	0	0	XXX	XXX	XXX	0	XXX	0
AA-0057403	SGJG REINS	0	0	0	XXX	XXX	XXX	0	XXX	0
AA-0054998	SHEENGUS	0	0	0	XXX	XXX	XXX	0	XXX	0
AA-0054400	Shelby Wayne 2	0	0	0	XXX	XXX	XXX	0	XXX	0
AA-0053848	SIC EM Reinsurance Limited	0	0	0	XXX	XXX	XXX	0	XXX	0
AA-0053964	Simba Reinsurance Company, Ltd.	0	0	0	XXX	XXX	XXX	0	XXX	0
AA-0051734	Skillkids II Reinsurance Company, Ltd.	0	0	0	XXX	XXX	XXX	0	XXX	0
AA-0051711	Skillkids Reinsurance Company, Ltd.	0	0	0	XXX	XXX	XXX	0	XXX	0
AA-0055872	SP Forward Reinsurance Company	0	0	0	XXX	XXX	XXX	0	XXX	0
AA-0055723	Spirit Auto Centers Reinsurance Co Ltd	0	0	0	XXX	XXX	XXX	0	XXX	0
AA-0058762	SS Auto Reinsurance Company, Ltd.	0	0	0	XXX	XXX	XXX	0	XXX	0
AA-0055573	STABLES REINS CO LTD	0	0	0	XXX	XXX	XXX	0	XXX	0
AA-0052696	STERRY STREET	0	0	0	XXX	XXX	XXX	0	XXX	0
AA-0057620	Stirling Reinsurance Company, Ltd.	0	0	0	XXX	XXX	XXX	0	XXX	0
AA-0058820	Sugar Loaf III Reinsurance, Inc.	0	0	0	XXX	XXX	XXX	0	XXX	0
AA-0059594	Sunnyvale Express Reins Ltd	0	0	0	XXX	XXX	XXX	0	XXX	0
AA-0059741	Supreme Automotive Reinsurance Company, Ltd.	0	0	0	XXX	XXX	XXX	0	XXX	0
AA-0058914	SUTTON RIC LTD	0	0	0	XXX	XXX	XXX	0	XXX	0
AA-0055005	SUZART REINS	0	0	0	XXX	XXX	XXX	0	XXX	0
AA-0057792	SV REINS CO LTD	0	0	0	XXX	XXX	XXX	0	XXX	0
AA-0059741	T & S FUTURE HOLDINGS REINS CO LTD	0	0	0	XXX	XXX	XXX	0	XXX	0
AA-0059716	T&K Holdings	0	0	0	XXX	XXX	XXX	0	XXX	0
AA-0059836	T.R.S. RE LTD	0	0	0	XXX	XXX	XXX	0	XXX	0
AA-0058485	T-Ball Reinsurance Company, Ltd.	0	0	0	XXX	XXX	XXX	0	XXX	0
AA-0056485	TGB INVESTMENTS RIC	0	0	0	XXX	XXX	XXX	0	XXX	0
AA-0057829	The Archibald Reinsurance Company, Ltd.	0	0	0	XXX	XXX	XXX	0	XXX	0
AA-0057019	THE RDC REINSURANCE COMPANY	0	0	0	XXX	XXX	XXX	0	XXX	0
AA-0053778	THIRTEEN-TWENTY	0	0	0	XXX	XXX	XXX	0	XXX	0
AA-0057956	THIRTY-A	0	0	0	XXX	XXX	XXX	0	XXX	0
AA-0058820	Thomason Warranty Reinsurance Company, Ltd.	0	0	0	XXX	XXX	XXX	0	XXX	0
AA-0056465	TOCANTINS REINS GAP	0	0	0	XXX	XXX	XXX	0	XXX	0
AA-0058941	Total Automotive Reinsurance Company, Ltd.	0	0	0	XXX	XXX	XXX	0	XXX	0

ANNUAL STATEMENT FOR THE YEAR 2021 OF THE Dealers Assurance Company

SCHEDULE F - PART 3 (Continued)

Ceded Reinsurance as of December 31, Current Year (\$000 Omitted)
(Total Provision for Reinsurance)

ID Number From Col. 1	Name of Reinsurer From Col. 3	70 20% of Recoverable on Paid Losses & LAE Over 90 Days past Due Amounts Not in Dispute (Col. 47 * 20%)	Provision for Unauthorized Reinsurance		Provision for Overdue Authorized and Reciprocal Jurisdiction Reinsurance		Total Provision for Reinsurance			
			71	72	73	74	75	76	77	78
			Provision for Reinsurance with Unauthorized Reinsurers Due to Collateral Deficiency (Col. 26)	Provision for Overdue Reinsurance from Unauthorized Reinsurers and Amounts in Dispute (Col. 70 + 20% of the Amount in Col. 16)	Complete if Col. 52 = "Yes"; Otherwise Enter 0	Complete if Col. 52 = "No"; Otherwise Enter 0	Provision for Amounts Ceded to Authorized and Reciprocal Reinsurers (Cols. 73 + 74)	Provision for Amounts Ceded to Unauthorized Reinsurers (Cols. 71 + 72 Not in Excess of Col. 15)	Provision for Amounts Ceded to Certified Reinsurers (Cols. 64 + 69)	Total Provision for Reinsurance (Cols. 75 + 76 + 77)
AA-0057223	TOWNE AUTO RIC LTD	0	0	0	XXX	XXX	XXX	0	XXX	0
AA-0053682	TPKW	0	0	0	XXX	XXX	XXX	0	XXX	0
AA-3190984	Tricor Re	0	0	0	XXX	XXX	XXX	0	XXX	0
AA-0059592	Trojan Reinsurance Company, Ltd.	0	0	0	XXX	XXX	XXX	0	XXX	0
AA-0056154	TTC II Reinsurance, Limited	0	0	0	XXX	XXX	XXX	0	XXX	0
AA-0053860	TWENTY TWELVE RE LTD	0	0	0	XXX	XXX	XXX	0	XXX	0
AA-0056639	Uno Mas Reinsurance Company, Ltd.	0	0	0	XXX	XXX	XXX	0	XXX	0
AA-0051532	UTTER BROTHERS REINSURANCE CO.	0	0	0	XXX	XXX	XXX	0	XXX	0
AA-0056361	VALLEY AUBURN RV RIC LTD	0	0	0	XXX	XXX	XXX	0	XXX	0
AA-0040209	Valley National Reinsurance Company, Ltd	0	0	0	XXX	XXX	XXX	0	XXX	0
AA-3194194	Vantage National Re	0	0	0	XXX	XXX	XXX	0	XXX	0
AA-0056297	VARGAS RIC LTD	0	0	0	XXX	XXX	XXX	0	XXX	0
AA-6900304	Vehicle Performance Company, Ltd.	0	0	0	XXX	XXX	XXX	0	XXX	0
AA-0052747	VICTORIA	0	0	0	XXX	XXX	XXX	0	XXX	0
AA-0053299	VW VW REINS CO LTD	0	0	0	XXX	XXX	XXX	0	XXX	0
AA-0054979	WAPENSHAW REINS GAP	0	0	0	XXX	XXX	XXX	0	XXX	0
AA-0054977	WATERSTONE REINS GAP	0	0	0	XXX	XXX	XXX	0	XXX	0
AA-0057448	WB ENTERPRISES RE	0	0	0	XXX	XXX	XXX	0	XXX	0
AA-0059528	WCFX RIC CO	0	0	0	XXX	XXX	XXX	0	XXX	0
AA-3774111	Wellington Security International Insurance Co.	0	0	0	XXX	XXX	XXX	0	XXX	0
AA-0053172	WESTGATE AUTO GRP REINS CO LTD	0	0	0	XXX	XXX	XXX	0	XXX	0
AA-0051459	WH-SRCT 3	0	0	0	XXX	XXX	XXX	0	XXX	0
AA-0059941	Winters Way Reinsurance Company, Ltd.	0	0	0	XXX	XXX	XXX	0	XXX	0
AA-0052707	WRC-2009 REINSURANCE LTD	0	0	0	XXX	XXX	XXX	0	XXX	0
AA-0052714	WRCMAT-2009 REINSURANCE LTD	0	0	0	XXX	XXX	XXX	0	XXX	0
AA-0053729	WRP-3	0	0	0	XXX	XXX	XXX	0	XXX	0
AA-0054278	Y2K HOLDINGS REINS CO LTD	0	0	0	XXX	XXX	XXX	0	XXX	0
AA-0052332	Young Automotive Group Reinsurance Co., Ltd	0	0	0	XXX	XXX	XXX	0	XXX	0
AA-0052415	ZASRIN REINSURANCE	0	0	0	XXX	XXX	XXX	0	XXX	0
2699999	Total Unauthorized - Other Non-U.S. Insurers	0	0	0	XXX	XXX	XXX	0	XXX	0
2899999	Total Unauthorized Excluding Protected Cells (Sum of 2299999, 2399999, 2499999, 2599999 and 2699999)	0	0	0	XXX	XXX	XXX	0	XXX	0
3299999	Total Certified - Affiliates - U.S. Non-Pool	XXX	XXX	XXX	XXX	XXX	XXX	XXX	0	0
3599999	Total Certified - Affiliates - Other (Non-U.S.)	XXX	XXX	XXX	XXX	XXX	XXX	XXX	0	0
3699999	Total Certified - Affiliates	XXX	XXX	XXX	XXX	XXX	XXX	XXX	0	0
4299999	Total Certified Excluding Protected Cells (Sum of 3699999, 3799999, 3899999, 3999999 and 4099999)	XXX	XXX	XXX	XXX	XXX	XXX	XXX	0	0
4699999	Total Reciprocal Jurisdiction - Affiliates - U.S. Non-Pool	0	XXX	XXX	0	0	0	XXX	XXX	0
4999999	Total Reciprocal Jurisdiction - Affiliates - Other (Non-U.S.)	0	XXX	XXX	0	0	0	XXX	XXX	0
5099999	Total Reciprocal Jurisdiction - Affiliates	0	XXX	XXX	0	0	0	XXX	XXX	0

ANNUAL STATEMENT FOR THE YEAR 2021 OF THE Dealers Assurance Company

SCHEDULE F - PART 3 (Continued)

Ceded Reinsurance as of December 31, Current Year (\$000 Omitted)
(Total Provision for Reinsurance)

ID Number From Col. 1	Name of Reinsurer From Col. 3	70 20% of Recoverable on Paid Losses & LAE Over 90 Days past Due Amounts Not in Dispute (Col. 47 * 20%)	Provision for Unauthorized Reinsurance		Provision for Overdue Authorized and Reciprocal Jurisdiction Reinsurance		Total Provision for Reinsurance			
			71 Provision for Reinsurance with Unauthorized Reinsurers Due to Collateral Deficiency (Col. 26)	72 Provision for Overdue Reinsurance from Unauthorized Reinsurers and Amounts in Dispute (Col. 70 + 20% of the Amount in Col. 16)	73 Complete if Col. 52 = "Yes"; Otherwise Enter 0 20% of Recoverable on Paid Losses & LAE Over 90 Days Past Due Amounts Not in Dispute + 20% of Amounts in Dispute ([Col. 47 * 20%] + [Col. 45 * 20%])	74 Complete if Col. 52 = "No"; Otherwise Enter 0 Greater of 20% of Net Recoverable Net of Funds Held & Collateral, or 20% of Recoverable on Paid Losses & LAE Over 90 Days Past Due (Greater of Col. 26 * 20% or Cols. [40 + 41] * 20%)	75 Provision for Amounts Ceded to Authorized and Reciprocal Jurisdiction Reinsurers (Cols. 73 + 74)	76 Provision for Amounts Ceded to Unauthorized Reinsurers (Cols. 71 + 72 Not in Excess of Col. 15)	77 Provision for Amounts Ceded to Certified Reinsurers (Cols. 64 + 69)	78 Total Provision for Reinsurance (Cols. 75 + 76 + 77)
5699999. Total Reciprocal Jurisdiction Excluding Protected Cells (Sum of 5099999, 5199999, 5299999, 5399999 and 5499999)		0	XXX	XXX	0	0	0	XXX	XXX	0
5799999. Total Authorized, Unauthorized, Reciprocal Jurisdiction and Certified Excluding Protected Cells (Sum of 1499999, 2899999, 4299999 and 5699999)		0	0	0	0	0	0	0	0	0
5899999. Total Protected Cells (Sum of 1399999, 2799999, 4199999 and 5599999)		0	0	0	0	0	0	0	0	0
9999999 Totals		0	0	0	0	0	0	0	0	0

ANNUAL STATEMENT FOR THE YEAR 2021 OF THE Dealers Assurance Company

SCHEDULE F - PART 4

Issuing or Confirming Banks for Letters of Credit from Schedule F, Part 3 (\$000 Omitted)

1 Issuing or Confirming Bank Reference Number Used in Col. 23 of Sch F Part 3	2 Letters of Credit Code	3 American Bankers Association (ABA) Routing Number	4 Issuing or Confirming Bank Name	5 Letters of Credit Amount
0001	1	114000763	Jefferson Bank	1,000
0002	1	111000614	JP Morgan Chase	300
0003	1	026002574	Barclays	22,000
0004	1	111000753	Comerica Bank	760
Total				24,060

ANNUAL STATEMENT FOR THE YEAR 2021 OF THE Dealers Assurance Company

SCHEDULE F - PART 5

Interrogatories for Schedule F, Part 3 (000 Omitted)

A. Report the five largest provisional commission rates included in the cedant's reinsurance treaties. The commission rate to be reported is by contract with ceded premium in excess of \$50,000:

	1 <u>Name of Reinsurer</u>	2 <u>Commission Rate</u>	3 <u>Ceded Premium</u>
1.
2.
3.
4.
5.

B. Report the five largest reinsurance recoverables reported in Schedule F, Part 3, Column 15, due from any one reinsurer (based on the total recoverables, Schedule F, Part 3, Line 9999999, Column 15), the amount of ceded premium, and indicate whether the recoverables are due from an affiliated insurer.

	1 <u>Name of Reinsurer</u>	2 <u>Total Recoverables</u>	3 <u>Ceded Premiums</u>	4 <u>Affiliated</u>
6.	VSC Re, Inc.	56,343	58,044	Yes [] No [X]
7.	Wellington Security International Insurance Co.	30,570	23,191	Yes [] No [X]
8.	C.E.B. Reins Co Ltd.	15,774	13,822	Yes [] No [X]
9.	3TG Re	12,934	303	Yes [] No [X]
10.	Beans	11,516	8,233	Yes [] No [X]

NOTE: Disclosure of the five largest provisional commission rates should exclude mandatory pools and joint underwriting associations.

ANNUAL STATEMENT FOR THE YEAR 2021 OF THE Dealers Assurance Company

SCHEDULE F - PART 6

Restatement of Balance Sheet to Identify Net Credit for Reinsurance

	1 As Reported (Net of Ceded)	2 Restatement Adjustments	3 Restated (Gross of Ceded)
ASSETS (Page 2, Col. 3)			
1. Cash and invested assets (Line 12)	279,892,844		279,892,844
2. Premiums and considerations (Line 15)	8,397,574		8,397,574
3. Reinsurance recoverable on loss and loss adjustment expense payments (Line 16.1)	0		0
4. Funds held by or deposited with reinsured companies (Line 16.2)	0		0
5. Other assets	4,418,298		4,418,298
6. Net amount recoverable from reinsurers		286,582,144	286,582,144
7. Protected cell assets (Line 27)	0		0
8. Totals (Line 28)	292,708,716	286,582,144	579,290,860
LIABILITIES (Page 3)			
9. Losses and loss adjustment expenses (Lines 1 through 3)	940,243	7,392,671	8,332,914
10. Taxes, expenses, and other obligations (Lines 4 through 8)	8,543,982		8,543,982
11. Unearned premiums (Line 9)	75,438,801	365,544,337	440,983,138
12. Advance premiums (Line 10)			0
13. Dividends declared and unpaid (Line 11.1 and 11.2)	0		0
14. Ceded reinsurance premiums payable (net of ceding commissions (Line 12)	10,712,310	(10,712,315)	(5)
15. Funds held by company under reinsurance treaties (Line 13)	75,642,550	(75,642,549)	1
16. Amounts withheld or retained by company for account of others (Line 14)	6,342,924		6,342,924
17. Provision for reinsurance (Line 16)	0		0
18. Other liabilities	8,972,912		8,972,912
19. Total liabilities excluding protected cell business (Line 26)	186,593,722	286,582,144	473,175,866
20. Protected cell liabilities (Line 27)			0
21. Surplus as regards policyholders (Line 37)	106,114,994	XXX	106,114,994
22. Totals (Line 38)	292,708,716	286,582,144	579,290,860

NOTE: Is the restatement of this exhibit the result of grossing up balances ceded to affiliates under 100 percent reinsurance or pooling arrangements? Yes [] No []

If yes, give full explanation:

Schedule H - Part 1 - Analysis of Underwriting Operations

N O N E

Schedule H - Part 2 - Reserves and Liabilities

N O N E

Schedule H - Part 3 - Test of Prior Year's Claim Reserves and Liabilities

N O N E

Schedule H - Part 4 - Reinsurance

N O N E

Schedule H - Part 5 - Health Claims

N O N E

Schedule P - Part 1A - Homeowners/Farmowners

N O N E

Schedule P - Part 1B - Private Passenger Auto Liability/Medical

N O N E

Schedule P - Part 1C - Commercial Auto/Truck Liability/Medical

N O N E

Schedule P - Part 1D - Workers' Compensation (Excluding Excess Workers' Compensation)

N O N E

Schedule P - Part 1E - Commercial Multiple Peril

N O N E

Schedule P - Part 1F - Section 1 - Medical Professional Liability - Occurrence

N O N E

Schedule P - Part 1F - Section 2 - Medical Professional Liability - Claims-Made

N O N E

Schedule P - Part 1G - Special Liability (Ocean Marine, Aircraft (all perils), Boiler and Machinery)

N O N E

ANNUAL STATEMENT FOR THE YEAR 2021 OF THE Dealers Assurance Company
SCHEDULE P - PART 1H - SECTION 1 - OTHER LIABILITY - OCCURRENCE
(\$000 OMITTED)

Years in Which Premiums Were Earned and Losses Were Incurred	Premiums Earned			Loss and Loss Expense Payments						10 Salvage and Subrogation Received	11 Total Net Paid Cols (4 - 5 + 6 - 7 + 8 - 9)	12 Number of Claims Reported Direct and Assumed
	1 Direct and Assumed	2 Ceded	3 Net (1 - 2)	Loss Payments		Defense and Cost Containment Payments		Adjusting and Other Payments				
				4 Direct and Assumed	5 Ceded	6 Direct and Assumed	7 Ceded	8 Direct and Assumed	9 Ceded			
1. Prior	XXX	XXX	XXX	0	0	0	0	0	0	0	0	XXX
2. 2012	722	170	552	26	25	0	0	0	0	0	0	(3)
3. 2013	902	115	787	35	33	0	0	0	0	0	0	(6)
4. 2014	1,548	235	1,313	135	121	0	0	0	0	0	0	(12)
5. 2015	(192)	(82)	(110)	1,003	936	0	0	0	0	0	0	165
6. 2016	4,547	3,660	887	3,693	3,246	0	0	0	0	0	0	2,712
7. 2017	5,402	4,495	907	7,462	6,582	0	0	0	0	0	0	9,910
8. 2018	8,038	6,456	1,582	9,218	8,281	0	0	0	0	0	0	6,727
9. 2019	9,099	7,441	1,658	9,678	8,269	0	0	0	0	0	0	5,753
10. 2020	15,629	11,608	4,021	10,952	9,372	0	0	0	0	0	0	2,686
11. 2021	13,142	9,331	3,811	5,153	4,186	0	0	0	0	0	0	1,311
12. Totals	XXX	XXX	XXX	47,355	41,051	0	0	0	0	0	0	XXX

	Losses Unpaid				Defense and Cost Containment Unpaid				Adjusting and Other Unpaid		23 Salvage and Subrogation Anticipated	24 Total Net Losses and Expenses Unpaid	25 Number of Claims Outstanding Direct and Assumed
	Case Basis		Bulk + IBNR		Case Basis		Bulk + IBNR		21 Direct and Assumed	22 Ceded			
	13 Direct and Assumed	14 Ceded	15 Direct and Assumed	16 Ceded	17 Direct and Assumed	18 Ceded	19 Direct and Assumed	20 Ceded					
1. Prior	0	0	0	0	0	0	0	0	0	0	0	0	0
2. 2012	0	0	0	0	0	0	0	0	0	0	0	0	0
3. 2013	0	0	0	0	0	0	0	0	0	0	0	0	0
4. 2014	0	0	0	0	0	0	0	0	0	0	0	0	0
5. 2015	0	0	0	0	0	0	0	0	0	0	0	0	0
6. 2016	0	0	0	0	0	0	0	0	0	0	0	0	0
7. 2017	0	0	0	0	0	0	0	0	0	0	0	0	0
8. 2018	0	0	0	0	0	0	0	0	0	0	0	0	0
9. 2019	0	0	0	0	0	0	0	0	0	0	0	0	0
10. 2020	0	0	0	0	0	0	0	0	0	0	0	0	0
11. 2021	0	0	1,745	1,232	0	0	0	0	0	0	0	513	0
12. Totals	0	0	1,745	1,232	0	0	0	0	0	0	0	513	0

	Total Losses and Loss Expenses Incurred			Loss and Loss Expense Percentage (Incurred / Premiums Earned)			Nontabular Discount		34 Inter-Company Pooling Participation Percentage	Net Balance Sheet Reserves After Discount	
	26 Direct and Assumed	27 Ceded	28 Net	29 Direct and Assumed	30 Ceded	31 Net	32 Loss	33 Loss Expense		35 Losses Unpaid	36 Loss Expenses Unpaid
2. 2012	26	25	1	3.6	14.7	0.2	0	0	0.0	0	0
3. 2013	35	33	2	3.9	28.7	0.3	0	0	0.0	0	0
4. 2014	135	121	14	8.7	51.5	1.1	0	0	0.0	0	0
5. 2015	1,003	936	67	(522.4)	(1,141.5)	(60.9)	0	0	0.0	0	0
6. 2016	3,693	3,246	447	81.2	88.7	50.4	0	0	0.0	0	0
7. 2017	7,462	6,582	880	138.1	146.4	97.0	0	0	0.0	0	0
8. 2018	9,218	8,281	937	114.7	128.3	59.2	0	0	0.0	0	0
9. 2019	9,678	8,269	1,409	106.4	111.1	85.0	0	0	0.0	0	0
10. 2020	10,952	9,372	1,580	70.1	80.7	39.3	0	0	0.0	0	0
11. 2021	6,898	5,418	1,480	52.5	58.1	38.8	0	0	0.0	513	0
12. Totals	XXX	XXX	XXX	XXX	XXX	XXX	0	0	XXX	513	0

Schedule P - Part 1H - Section 2 - Other Liability - Claims-Made

NONE

Schedule P - Part 1I - Special Property (Fire, Allied Lines...)

NONE

Schedule P - Part 1J - Auto Physical Damage

NONE

Schedule P - Part 1K - Fidelity/Surety

NONE

ANNUAL STATEMENT FOR THE YEAR 2021 OF THE Dealers Assurance Company
SCHEDULE P - PART 1L - OTHER (INCLUDING CREDIT, ACCIDENT AND HEALTH)
(\$000 OMITTED)

Years in Which Premiums Were Earned and Losses Were Incurred	Premiums Earned			Loss and Loss Expense Payments							12 Number of Claims Reported Direct and Assumed	
	1 Direct and Assumed	2 Ceded	3 Net (1 - 2)	Loss Payments		Defense and Cost Containment Payments		Adjusting and Other Payments		10 Salvage and Subrogation Received		11 Total Net Paid Cols (4 - 5 + 6 - 7 + 8 - 9)
				4 Direct and Assumed	5 Ceded	6 Direct and Assumed	7 Ceded	8 Direct and Assumed	9 Ceded			
1. Prior	XXX	XXX	XXX	0	0	0	0	0	0	0	0	XXX
2. 2020	0	0	0	0	0	0	0	0	0	0	0	XXX
3. 2021	0	0	0	0	0	0	0	0	0	0	0	XXX
4. Totals	XXX	XXX	XXX	0	0	0	0	0	0	0	0	XXX

	Losses Unpaid				Defense and Cost Containment Unpaid				Adjusting and Other Unpaid		23 Salvage and Subrogation Anticipated	24 Total Net Losses and Expenses Unpaid	25 Number of Claims Outstanding Direct and Assumed
	Case Basis		Bulk + IBNR		Case Basis		Bulk + IBNR		Adjusting and Other Unpaid				
	13 Direct and Assumed	14 Ceded	15 Direct and Assumed	16 Ceded	17 Direct and Assumed	18 Ceded	19 Direct and Assumed	20 Ceded	21 Direct and Assumed	22 Ceded			
1. Prior	0	0	0	0	0	0	0	0	0	0	0	0	0
2. 2020	0	0	0	0	0	0	0	0	0	0	0	0	0
3. 2021	0	0	0	0	0	0	0	0	0	0	0	0	0
4. Totals	0	0	0	0	0	0	0	0	0	0	0	0	0

	Total Losses and Loss Expenses Incurred			Loss and Loss Expense Percentage (Incurred / Premiums Earned)			Nontabular Discount		34 Inter-Company Pooling Participation Percentage	Net Balance Sheet Reserves After Discount	
	26 Direct and Assumed	27 Ceded	28 Net	29 Direct and Assumed	30 Ceded	31 Net	32 Loss	33 Loss Expense		35 Losses Unpaid	36 Loss Expenses Unpaid
	1. Prior	XXX	XXX	XXX	XXX	XXX	XXX	0		0	XXX
2. 2020	0	0	0	0.0	0.0	0.0	0	0	0.0	0	0
3. 2021	0	0	0	0.0	0.0	0.0	0	0	0.0	0	0
4. Totals	XXX	XXX	XXX	XXX	XXX	XXX	0	0	XXX	0	0

Schedule P - Part 1M - International

NONE

Schedule P - Part 1N - Reinsurance - Nonproportional Assumed Property

NONE

Schedule P - Part 1O - Reinsurance - Nonproportional Assumed Liability

NONE

Schedule P - Part 1P - Reinsurance - Nonproportional Assumed Financial Lines

NONE

Schedule P - Part 1R - Section 1 - Products Liability - Occurrence

NONE

Schedule P - Part 1R - Section 2 - Products Liability - Claims-Made

NONE

Schedule P - Part 1S - Financial Guaranty/Mortgage Guaranty

NONE

ANNUAL STATEMENT FOR THE YEAR 2021 OF THE Dealers Assurance Company
SCHEDULE P - PART 1T - WARRANTY
(\$000 OMITTED)

Years in Which Premiums Were Earned and Losses Were Incurred	Premiums Earned			Loss and Loss Expense Payments							12 Number of Claims Reported Direct and Assumed	
	1 Direct and Assumed	2 Ceded	3 Net (1 - 2)	Loss Payments		Defense and Cost Containment Payments		Adjusting and Other Payments		10 Salvage and Subrogation Received		11 Total Net Paid Cols (4 - 5 + 6 - 7 + 8 - 9)
				4 Direct and Assumed	5 Ceded	6 Direct and Assumed	7 Ceded	8 Direct and Assumed	9 Ceded			
1. Prior	XXX	XXX	XXX	.88	.88	.0	.0	.0	.0	.0	.0	XXX
2. 2020	148,090	132,309	15,781	81,946	80,777	.0	.0	57	.0	.0	1,226	138,532
3. 2021	181,294	165,520	15,774	98,121	95,205	.0	.0	.0	.0	.0	2,916	158,475
4. Totals	XXX	XXX	XXX	180,155	176,070	0	0	57	0	0	4,142	XXX

	Losses Unpaid				Defense and Cost Containment Unpaid				Adjusting and Other Unpaid		23 Salvage and Subrogation Anticipated	24 Total Net Losses and Expenses Unpaid	25 Number of Claims Outstanding Direct and Assumed
	Case Basis		Bulk + IBNR		Case Basis		Bulk + IBNR		Adjusting and Other Unpaid				
	13 Direct and Assumed	14 Ceded	15 Direct and Assumed	16 Ceded	17 Direct and Assumed	18 Ceded	19 Direct and Assumed	20 Ceded	21 Direct and Assumed	22 Ceded			
1. Prior	.0	.0	.0	.0	.0	.0	.0	.0	.0	.0	.0	.0	.0
2. 2020	.0	.0	.0	.0	.0	.0	.0	.0	.0	.0	.0	.0	.0
3. 2021	0	0	6,588	6,161	0	0	0	0	0	0	0	427	0
4. Totals	0	0	6,588	6,161	0	0	0	0	0	0	0	427	0

	Total Losses and Loss Expenses Incurred			Loss and Loss Expense Percentage (Incurred / Premiums Earned)			Nontabular Discount		34 Inter-Company Pooling Participation Percentage	Net Balance Sheet Reserves After Discount	
	26 Direct and Assumed	27 Ceded	28 Net	29 Direct and Assumed	30 Ceded	31 Net	32 Loss	33 Loss Expense		35 Losses Unpaid	36 Loss Expenses Unpaid
	1. Prior	XXX	XXX	XXX	XXX	XXX	XXX	.0		.0	XXX
2. 2020	82,003	80,777	1,226	55.4	61.1	7.8	.0	.0	0.0	.0	.0
3. 2021	104,709	101,366	3,343	57.8	61.2	21.2	0	0	0.0	427	0
4. Totals	XXX	XXX	XXX	XXX	XXX	XXX	0	0	XXX	427	0

Schedule P - Part 2A - Homeowners/Farmowners

N O N E

Schedule P - Part 2B - Private Passenger Auto Liability/Medical

N O N E

Schedule P - Part 2C - Commercial Auto/Truck Liability/Medical

N O N E

Schedule P - Part 2D - Workers' Compensation (Excluding Excess Workers' Compensation)

N O N E

Schedule P - Part 2E - Commercial Multiple Peril

N O N E

ANNUAL STATEMENT FOR THE YEAR 2021 OF THE Dealers Assurance Company

SCHEDULE P - PART 2F - SECTION 1 - MEDICAL PROFESSIONAL LIABILITY - OCCURRENCE

Years in Which Losses Were Incurred	INCURRED NET LOSSES AND DEFENSE AND COST CONTAINMENT EXPENSES REPORTED AT YEAR END (\$000 OMITTED)										DEVELOPMENT	
	1 2012	2 2013	3 2014	4 2015	5 2016	6 2017	7 2018	8 2019	9 2020	10 2021	11 One Year	12 Two Year
1. Prior												
2. 2012												
3. 2013	XXX											
4. 2014	XXX	XXX										
5. 2015	XXX	XXX	XXX									
6. 2016	XXX	XXX	XXX	XXX								
7. 2017	XXX	XXX	XXX	XXX	XXX							
8. 2018	XXX	XXX	XXX	XXX	XXX	XXX						
9. 2019	XXX	XXX	XXX	XXX	XXX	XXX	XXX					
10. 2020	XXX	XXX	XXX	XXX	XXX	XXX	XXX	XXX				XXX
11. 2021	XXX	XXX	XXX	XXX	XXX	XXX	XXX	XXX	XXX		XXX	XXX
12. Totals												

NONE

SCHEDULE P - PART 2F - SECTION 2 - MEDICAL PROFESSIONAL LIABILITY - CLAIMS-MADE

1. Prior												
2. 2012												
3. 2013	XXX											
4. 2014	XXX	XXX										
5. 2015	XXX	XXX	XXX									
6. 2016	XXX	XXX	XXX	XXX								
7. 2017	XXX	XXX	XXX	XXX	XXX							
8. 2018	XXX	XXX	XXX	XXX	XXX	XXX						
9. 2019	XXX	XXX	XXX	XXX	XXX	XXX	XXX					
10. 2020	XXX	XXX	XXX	XXX	XXX	XXX	XXX	XXX				XXX
11. 2021	XXX	XXX	XXX	XXX	XXX	XXX	XXX	XXX	XXX		XXX	XXX
12. Totals												

NONE

SCHEDULE P - PART 2G - SPECIAL LIABILITY (OCEAN MARINE, AIRCRAFT (ALL PERILS), BOILER AND MACHINERY)

1. Prior												
2. 2012												
3. 2013	XXX											
4. 2014	XXX	XXX										
5. 2015	XXX	XXX	XXX									
6. 2016	XXX	XXX	XXX	XXX								
7. 2017	XXX	XXX	XXX	XXX	XXX							
8. 2018	XXX	XXX	XXX	XXX	XXX	XXX						
9. 2019	XXX	XXX	XXX	XXX	XXX	XXX	XXX					
10. 2020	XXX	XXX	XXX	XXX	XXX	XXX	XXX	XXX				XXX
11. 2021	XXX	XXX	XXX	XXX	XXX	XXX	XXX	XXX	XXX		XXX	XXX
12. Totals												

NONE

SCHEDULE P - PART 2H - SECTION 1 - OTHER LIABILITY - OCCURRENCE

1. Prior	0	0	0	0	0	0	0	0	0	0	0	0
2. 2012	0	1	1	1	1	1	1	1	1	1	0	0
3. 2013	XXX	2	2	2	2	2	2	2	2	2	0	0
4. 2014	XXX	XXX	0	14	14	14	14	14	14	14	0	0
5. 2015	XXX	XXX	XXX	51	67	67	67	67	67	67	0	0
6. 2016	XXX	XXX	XXX	XXX	539	446	446	447	447	447	0	0
7. 2017	XXX	XXX	XXX	XXX	XXX	1,230	881	880	880	880	0	0
8. 2018	XXX	XXX	XXX	XXX	XXX	XXX	897	933	937	937	0	4
9. 2019	XXX	XXX	XXX	XXX	XXX	XXX	XXX	1,387	1,405	1,409	4	22
10. 2020	XXX	XXX	XXX	XXX	XXX	XXX	XXX	XXX	1,818	1,580	(238)	XXX
11. 2021	XXX	XXX	XXX	XXX	XXX	XXX	XXX	XXX	XXX	1,480	XXX	XXX
12. Totals											(234)	26

SCHEDULE P - PART 2H - SECTION 2 - OTHER LIABILITY - CLAIMS-MADE

1. Prior												
2. 2012												
3. 2013	XXX											
4. 2014	XXX	XXX										
5. 2015	XXX	XXX	XXX									
6. 2016	XXX	XXX	XXX	XXX								
7. 2017	XXX	XXX	XXX	XXX	XXX							
8. 2018	XXX	XXX	XXX	XXX	XXX	XXX						
9. 2019	XXX	XXX	XXX	XXX	XXX	XXX	XXX					
10. 2020	XXX	XXX	XXX	XXX	XXX	XXX	XXX	XXX				XXX
11. 2021	XXX	XXX	XXX	XXX	XXX	XXX	XXX	XXX	XXX		XXX	XXX
12. Totals												

NONE

Schedule P - Part 2I - Special Property

NONE

Schedule P - Part 2J - Auto Physical Damage

NONE

Schedule P - Part 2K - Fidelity/Surety

NONE

Schedule P - Part 2L - Other (Including Credit, Accident and Health)

NONE

Schedule P - Part 2M - International

NONE

Schedule P - Part 2N - Reinsurance - Nonproportional Assumed Property

NONE

Schedule P - Part 2O - Reinsurance - Nonproportional Assumed Liability

NONE

Schedule P - Part 2P - Reinsurance - Nonproportional Assumed Financial Lines

NONE

ANNUAL STATEMENT FOR THE YEAR 2021 OF THE Dealers Assurance Company
SCHEDULE P - PART 2R - SECTION 1 - PRODUCTS LIABILITY - OCCURRENCE

Years in Which Losses Were Incurred	INCURRED NET LOSSES AND DEFENSE AND COST CONTAINMENT EXPENSES REPORTED AT YEAR END (\$000 OMITTED)										DEVELOPMENT	
	1 2012	2 2013	3 2014	4 2015	5 2016	6 2017	7 2018	8 2019	9 2020	10 2021	11 One Year	12 Two Year
1. Prior												
2. 2012												
3. 2013	XXX											
4. 2014	XXX	XXX										
5. 2015	XXX	XXX	XXX									
6. 2016	XXX	XXX	XXX									
7. 2017	XXX	XXX	XXX	XXX								
8. 2018	XXX	XXX	XXX	XXX	XXX	XXX	XXX					
9. 2019	XXX	XXX	XXX	XXX	XXX	XXX	XXX	XXX				
10. 2020	XXX	XXX	XXX	XXX	XXX	XXX	XXX	XXX	XXX			XXX
11. 2021	XXX	XXX	XXX	XXX	XXX	XXX	XXX	XXX	XXX		XXX	XXX
12. Totals												

NONE

SCHEDULE P - PART 2R - SECTION 2 - PRODUCTS LIABILITY - CLAIMS-MADE

1. Prior												
2. 2012												
3. 2013	XXX											
4. 2014	XXX	XXX										
5. 2015	XXX	XXX	XXX									
6. 2016	XXX	XXX	XXX	XXX								
7. 2017	XXX	XXX	XXX	XXX	XXX							
8. 2018	XXX	XXX	XXX	XXX	XXX	XXX	XXX					
9. 2019	XXX	XXX	XXX	XXX	XXX	XXX	XXX	XXX				
10. 2020	XXX	XXX	XXX	XXX	XXX	XXX	XXX	XXX	XXX			XXX
11. 2021	XXX	XXX	XXX	XXX	XXX	XXX	XXX	XXX	XXX		XXX	XXX
12. Totals												

NONE

SCHEDULE P - PART 2S - FINANCIAL GUARANTY/MORTGAGE GUARANTY

1. Prior	XXX	XXX	XXX	XXX	XXX	XXX	XXX	XXX				
2. 2020	XXX	XXX	XXX	XXX	XXX	XXX	XXX	XXX	XXX			XXX
3. 2021	XXX	XXX	XXX	XXX	XXX	XXX	XXX	XXX	XXX		XXX	XXX
4. Totals												

NONE

SCHEDULE P - PART 2T - WARRANTY

1. Prior	XXX	XXX	XXX	XXX	XXX	XXX	XXX	13	87	87	0	74
2. 2020	XXX	XXX	XXX	XXX	XXX	XXX	XXX	XXX	1,221	1,169	(52)	XXX
3. 2021	XXX	XXX	XXX	XXX	XXX	XXX	XXX	XXX	XXX	3,343	XXX	XXX
4. Totals											(52)	74

Schedule P - Part 3A - Homeowners/Farmowners

N O N E

Schedule P - Part 3B - Private Passenger Auto Liability/Medical

N O N E

Schedule P - Part 3C - Commercial Auto/Truck Liability/Medical

N O N E

Schedule P - Part 3D - Workers' Compensation (Excluding Excess Workers' Compensation)

N O N E

Schedule P - Part 3E - Commercial Multiple Peril

N O N E

ANNUAL STATEMENT FOR THE YEAR 2021 OF THE Dealers Assurance Company

SCHEDULE P - PART 3F - SECTION 1 - MEDICAL PROFESSIONAL LIABILITY - OCCURRENCE

Years in Which Losses Were Incurred	CUMULATIVE PAID NET LOSSES AND DEFENSE AND COST CONTAINMENT EXPENSES REPORTED AT YEAR END (\$000 OMITTED)										11 Number of Claims Closed With Loss Payment	12 Number of Claims Closed Without Loss Payment	
	1	2	3	4	5	6	7	8	9	10			
	2012	2013	2014	2015	2016	2017	2018	2019	2020	2021			
1. Prior	.000												
2. 2012													
3. 2013	XXX												
4. 2014	XXX	XXX											
5. 2015	XXX	XXX	XXX										
6. 2016	XXX	XXX	XXX	XXX									
7. 2017	XXX	XXX	XXX	XXX	XXX								
8. 2018	XXX	XXX	XXX	XXX	XXX	XXX							
9. 2019	XXX	XXX	XXX	XXX	XXX	XXX	XXX						
10. 2020	XXX	XXX	XXX	XXX	XXX	XXX	XXX	XXX					
11. 2021	XXX	XXX	XXX	XXX	XXX	XXX	XXX	XXX	XXX				

NONE

SCHEDULE P - PART 3F - SECTION 2 - MEDICAL PROFESSIONAL LIABILITY - CLAIMS-MADE

1. Prior	.000												
2. 2012													
3. 2013	XXX												
4. 2014	XXX	XXX											
5. 2015	XXX	XXX	XXX										
6. 2016	XXX	XXX	XXX	XXX									
7. 2017	XXX	XXX	XXX	XXX	XXX								
8. 2018	XXX	XXX	XXX	XXX	XXX	XXX							
9. 2019	XXX	XXX	XXX	XXX	XXX	XXX	XXX						
10. 2020	XXX	XXX	XXX	XXX	XXX	XXX	XXX	XXX					
11. 2021	XXX	XXX	XXX	XXX	XXX	XXX	XXX	XXX	XXX				

NONE

SCHEDULE P - PART 3G - SPECIAL LIABILITY (OCEAN MARINE, AIRCRAFT (ALL PERILS), BOILER AND MACHINERY)

1. Prior	.000											XXX	XXX
2. 2012												XXX	XXX
3. 2013	XXX											XXX	XXX
4. 2014	XXX	XXX										XXX	XXX
5. 2015	XXX	XXX	XXX									XXX	XXX
6. 2016	XXX	XXX	XXX	XXX								XXX	XXX
7. 2017	XXX	XXX	XXX	XXX	XXX							XXX	XXX
8. 2018	XXX	XXX	XXX	XXX	XXX	XXX						XXX	XXX
9. 2019	XXX	XXX	XXX	XXX	XXX	XXX	XXX					XXX	XXX
10. 2020	XXX	XXX	XXX	XXX	XXX	XXX	XXX	XXX				XXX	XXX
11. 2021	XXX	XXX	XXX	XXX	XXX	XXX	XXX	XXX	XXX	XXX		XXX	XXX

NONE

SCHEDULE P - PART 3H - SECTION 1 - OTHER LIABILITY - OCCURRENCE

1. Prior	.000	0	0	0	0	0	0	0	0	0	0	0	0
2. 2012	0	1	1	1	1	1	1	1	1	1	1	(3)	0
3. 2013	XXX	2	2	2	2	2	2	2	2	2	2	(6)	0
4. 2014	XXX	XXX	0	14	14	14	14	14	14	14	14	(12)	0
5. 2015	XXX	XXX	XXX	46	67	67	67	67	67	67	67	165	0
6. 2016	XXX	XXX	XXX	XXX	405	446	446	447	447	447	447	2,712	0
7. 2017	XXX	XXX	XXX	XXX	XXX	886	881	880	880	880	880	9,910	0
8. 2018	XXX	XXX	XXX	XXX	XXX	XXX	732	933	937	937	937	6,727	0
9. 2019	XXX	XXX	XXX	XXX	XXX	XXX	XXX	1,123	1,405	1,409	1,409	5,753	0
10. 2020	XXX	XXX	XXX	XXX	XXX	XXX	XXX	XXX	1,304	1,580	1,580	2,686	0
11. 2021	XXX	XXX	XXX	XXX	XXX	XXX	XXX	XXX	XXX	967	1,311		

SCHEDULE P - PART 3H - SECTION 2 - OTHER LIABILITY - CLAIMS-MADE

1. Prior	.000												
2. 2012													
3. 2013	XXX												
4. 2014	XXX	XXX											
5. 2015	XXX	XXX	XXX										
6. 2016	XXX	XXX	XXX	XXX									
7. 2017	XXX	XXX	XXX	XXX	XXX								
8. 2018	XXX	XXX	XXX	XXX	XXX	XXX							
9. 2019	XXX	XXX	XXX	XXX	XXX	XXX	XXX						
10. 2020	XXX	XXX	XXX	XXX	XXX	XXX	XXX	XXX					
11. 2021	XXX	XXX	XXX	XXX	XXX	XXX	XXX	XXX	XXX	XXX			

NONE

Schedule P - Part 3I - Special Property

N O N E

Schedule P - Part 3J - Auto Physical Damage

N O N E

Schedule P - Part 3K - Fidelity/Surety

N O N E

Schedule P - Part 3L - Other (Including Credit, Accident and Health)

N O N E

Schedule P - Part 3M - International

N O N E

Schedule P - Part 3N - Reinsurance - Nonproportional Assumed Property

N O N E

Schedule P - Part 3O - Reinsurance - Nonproportional Assumed Liability

N O N E

Schedule P - Part 3P - Reinsurance - Nonproportional Assumed Financial Lines

N O N E

ANNUAL STATEMENT FOR THE YEAR 2021 OF THE Dealers Assurance Company
SCHEDULE P - PART 3R - SECTION 1 - PRODUCTS LIABILITY - OCCURRENCE

Years in Which Losses Were Incurred	CUMULATIVE PAID NET LOSSES AND DEFENSE AND COST CONTAINMENT EXPENSES REPORTED AT YEAR END (\$000 OMITTED)										11 Number of Claims Closed With Loss Payment	12 Number of Claims Closed Without Loss Payment	
	1	2	3	4	5	6	7	8	9	10			
	2012	2013	2014	2015	2016	2017	2018	2019	2020	2021			
1. Prior	.000												
2. 2012													
3. 2013	XXX												
4. 2014	XXX	XXX											
5. 2015	XXX	XXX	XXX										
6. 2016	XXX	XXX	XXX	XXX									
7. 2017	XXX	XXX	XXX	XXX	XXX								
8. 2018	XXX	XXX	XXX	XXX	XXX	XXX							
9. 2019	XXX	XXX	XXX	XXX	XXX	XXX	XXX						
10. 2020	XXX	XXX	XXX	XXX	XXX	XXX	XXX	XXX					
11. 2021	XXX	XXX	XXX	XXX	XXX	XXX	XXX	XXX	XXX				

NONE

SCHEDULE P - PART 3R - SECTION 2 - PRODUCTS LIABILITY - CLAIMS-MADE

1. Prior	.000												
2. 2012													
3. 2013	XXX												
4. 2014	XXX	XXX											
5. 2015	XXX	XXX	XXX										
6. 2016	XXX	XXX	XXX	XXX									
7. 2017	XXX	XXX	XXX	XXX	XXX								
8. 2018	XXX	XXX	XXX	XXX	XXX	XXX							
9. 2019	XXX	XXX	XXX	XXX	XXX	XXX	XXX						
10. 2020	XXX	XXX	XXX	XXX	XXX	XXX	XXX	XXX					
11. 2021	XXX	XXX	XXX	XXX	XXX	XXX	XXX	XXX	XXX				

NONE

SCHEDULE P - PART 3S - FINANCIAL GUARANTY/MORTGAGE GUARANTY

1. Prior	XXX	XXX	XXX	XXX	XXX	XXX	XXX	XXX	XXX	XXX	XXX	XXX	XXX
2. 2020	XXX	XXX	XXX	XXX	XXX	XXX	XXX	XXX	XXX	XXX	XXX	XXX	XXX
3. 2021	XXX	XXX	XXX	XXX	XXX	XXX	XXX	XXX	XXX	XXX	XXX	XXX	XXX

NONE

SCHEDULE P - PART 3T - WARRANTY

1. Prior	XXX	XXX	XXX	XXX	XXX	XXX	XXX	.000	87	87	160,679	
2. 2020	XXX	XXX	XXX	XXX	XXX	XXX	XXX	XXX	859	1,169	138,532	0
3. 2021	XXX	XXX	XXX	XXX	XXX	XXX	XXX	XXX	XXX	2,916	158,475	0

Schedule P - Part 4A - Homeowners/Farmowners

N O N E

Schedule P - Part 4B - Private Passenger Auto Liability/Medical

N O N E

Schedule P - Part 4C - Commercial Auto/Truck Liability/Medical

N O N E

Schedule P - Part 4D - Workers' Compensation (Excluding Excess Workers' Compensation)

N O N E

Schedule P - Part 4E - Commercial Multiple Peril

N O N E

ANNUAL STATEMENT FOR THE YEAR 2021 OF THE Dealers Assurance Company

SCHEDULE P - PART 4F - SECTION 1 - MEDICAL PROFESSIONAL LIABILITY - OCCURRENCE

Years in Which Losses Were Incurred	BULK AND IBNR RESERVES ON NET LOSSES AND DEFENSE AND COST CONTAINMENT EXPENSES REPORTED AT YEAR END (\$000 OMITTED)									
	1	2	3	4	5	6	7	8	9	10
	2012	2013	2014	2015	2016	2017	2018	2019	2020	2021
1. Prior										
2. 2012										
3. 2013	XXX									
4. 2014	XXX	XXX								
5. 2015	XXX	XXX	XX							
6. 2016	XXX	XXX	XX	XX						
7. 2017	XXX	XXX	XX	XXX	XXX					
8. 2018	XXX	XXX	XXX	XXX	XXX	XXX				
9. 2019	XXX	XXX	XXX	XXX	XXX	XXX	XXX			
10. 2020	XXX	XXX	XXX	XXX	XXX	XXX	XXX	XXX		
11. 2021	XXX	XXX	XXX	XXX	XXX	XXX	XXX	XXX	XXX	

NONE

SCHEDULE P - PART 4F - SECTION 2 - MEDICAL PROFESSIONAL LIABILITY - CLAIMS-MADE

1. Prior										
2. 2012										
3. 2013	XXX									
4. 2014	XXX	XXX								
5. 2015	XXX	XXX	XXX							
6. 2016	XXX	XXX	XX	XX						
7. 2017	XXX	XXX	XX	XX	XX					
8. 2018	XXX	XXX	XX	XX	XX	XX				
9. 2019	XXX	XXX	XX	XXX	XXX	XX	XXX			
10. 2020	XXX	XXX	XXX	XXX	XXX	XXX	XXX	XXX		
11. 2021	XXX	XXX	XXX	XXX	XXX	XXX	XXX	XXX	XXX	

NONE

SCHEDULE P - PART 4G - SPECIAL LIABILITY (OCEAN MARINE, AIRCRAFT (ALL PERILS), BOILER AND MACHINERY)

1. Prior										
2. 2012										
3. 2013	XXX									
4. 2014	XXX	XXX								
5. 2015	XXX	XXX	XXX							
6. 2016	XXX	XXX	XX	XX						
7. 2017	XXX	XXX	XX	XX	XX					
8. 2018	XXX	XXX	XX	XX	XX	XX				
9. 2019	XXX	XXX	XX	XXX	XXX	XX	XXX			
10. 2020	XXX	XXX	XXX	XXX	XXX	XXX	XXX	XXX		
11. 2021	XXX	XXX	XXX	XXX	XXX	XXX	XXX	XXX	XXX	

NONE

SCHEDULE P - PART 4H - SECTION 1 - OTHER LIABILITY - OCCURRENCE

1. Prior	0	0	0	0	0	0	0	0	0	0
2. 2012	0	0	0	0	0	0	0	0	0	0
3. 2013	XXX	0	0	0	0	0	0	0	0	0
4. 2014	XXX	XXX	0	0	0	0	0	0	0	0
5. 2015	XXX	XXX	XXX	5	0	0	0	0	0	0
6. 2016	XXX	XXX	XXX	XXX	134	0	0	0	0	0
7. 2017	XXX	XXX	XXX	XXX	XXX	344	0	0	0	0
8. 2018	XXX	XXX	XXX	XXX	XXX	XXX	165	0	0	0
9. 2019	XXX	XXX	XXX	XXX	XXX	XXX	XXX	264	0	0
10. 2020	XXX	XXX	XXX	XXX	XXX	XXX	XXX	XXX	514	0
11. 2021	XXX	XXX	XXX	XXX	XXX	XXX	XXX	XXX	XXX	513

SCHEDULE P - PART 4H - SECTION 2 - OTHER LIABILITY - CLAIMS-MADE

1. Prior										
2. 2012										
3. 2013	XXX									
4. 2014	XXX	XXX								
5. 2015	XXX	XXX	XXX							
6. 2016	XXX	XXX	XX	XX						
7. 2017	XXX	XXX	XX	XX	XX					
8. 2018	XXX	XXX	XX	XX	XX	XX				
9. 2019	XXX	XXX	XX	XXX	XXX	XX	XXX			
10. 2020	XXX	XXX	XXX	XXX	XXX	XXX	XXX	XXX		
11. 2021	XXX	XXX	XXX	XXX	XXX	XXX	XXX	XXX	XXX	

NONE

Schedule P - Part 4I - Special Property

NONE

Schedule P - Part 4J - Auto Physical Damage

NONE

Schedule P - Part 4K - Fidelity/Surety

NONE

Schedule P - Part 4L - Other (Including Credit, Accident and Health)

NONE

Schedule P - Part 4M - International

NONE

Schedule P - Part 4N - Reinsurance - Nonproportional Assumed Property

NONE

Schedule P - Part 4O - Reinsurance - Nonproportional Assumed Liability

NONE

Schedule P - Part 4P - Reinsurance - Nonproportional Assumed Financial Lines

NONE

ANNUAL STATEMENT FOR THE YEAR 2021 OF THE Dealers Assurance Company
SCHEDULE P - PART 4R - SECTION 1 - PRODUCTS LIABILITY - OCCURRENCE

Years in Which Losses Were Incurred	BULK AND IBNR RESERVES ON NET LOSSES AND DEFENSE AND COST CONTAINMENT EXPENSES REPORTED AT YEAR END (\$000 OMITTED)									
	1	2	3	4	5	6	7	8	9	10
	2012	2013	2014	2015	2016	2017	2018	2019	2020	2021
1. Prior										
2. 2012										
3. 2013	XXX									
4. 2014	XXX	XXX								
5. 2015	XXX	XXX	XX							
6. 2016	XXX	XXX	XX	XXX						
7. 2017	XXX	XXX	XXX	XXX	XXX					
8. 2018	XXX	XXX	XXX	XXX	XXX	XXX				
9. 2019	XXX	XXX	XXX	XXX	XXX	XXX	XXX			
10. 2020	XXX	XXX	XXX	XXX	XXX	XXX	XXX	XXX		
11. 2021	XXX	XXX	XXX	XXX	XXX	XXX	XXX	XXX	XXX	

NONE

SCHEDULE P - PART 4R - SECTION 2 - PRODUCTS LIABILITY - CLAIMS-MADE

1. Prior										
2. 2012										
3. 2013	XXX									
4. 2014	XXX	XXX								
5. 2015	XXX	XXX	XXX							
6. 2016	XXX	XXX	XX	XXX						
7. 2017	XXX	XXX	XX	XX	XX					
8. 2018	XXX	XXX	XX	XXX	XXX	XX				
9. 2019	XXX	XXX	XXX	XXX	XXX	XXX	XXX			
10. 2020	XXX	XXX	XXX	XXX	XXX	XXX	XXX	XXX		
11. 2021	XXX	XXX	XXX	XXX	XXX	XXX	XXX	XXX	XXX	

NONE

SCHEDULE P - PART 4S - FINANCIAL GUARANTY/MORTGAGE GUARANTY

1. Prior	XXX	XXX	XX	XXX	XXX	XX	XX			
2. 2020	XXX	XXX	XX	XX	XX	XX	XXX	XXX		
3. 2021	XXX	XXX	XX	XX	XX	XX	XXX	XXX	XXX	

NONE

SCHEDULE P - PART 4T - WARRANTY

1. Prior	XXX	XXX	XXX	XXX	XXX	XXX	XXX	13	0	0
2. 2020	XXX	XXX	XXX	XXX	XXX	XXX	XXX	XXX	362	0
3. 2021	XXX	XXX	XXX	XXX	XXX	XXX	XXX	XXX	XXX	427

Schedule P - Part 5A - Homeowners/Farmowners - Section 1

N O N E

Schedule P - Part 5A - Homeowners/Farmowners - Section 2

N O N E

Schedule P - Part 5A - Homeowners/Farmowners - Section 3

N O N E

Schedule P - Part 5B - Private Passenger Auto Liability/Medical - Section 1

N O N E

Schedule P - Part 5B - Private Passenger Auto Liability/Medical - Section 2

N O N E

Schedule P - Part 5B - Private Passenger Auto Liability/Medical - Section 3

N O N E

Schedule P - Part 5C - Commercial Auto/Truck Liability/Medical - Section 1

N O N E

Schedule P - Part 5C - Commercial Auto/Truck Liability/Medical - Section 2

N O N E

Schedule P - Part 5C - Commercial Auto/Truck Liability/Medical - Section 3

N O N E

Schedule P-Part 5D-Workers' Compensation (Excluding Excess Workers' Compensation)-Section 1

N O N E

Schedule P-Part 5D-Workers' Compensation (Excluding Excess Workers' Compensation)-Section 2

N O N E

Schedule P-Part 5D-Workers' Compensation (Excluding Excess Workers' Compensation)-Section 3

N O N E

Schedule P - Part 5E - Commercial Multiple Peril - Section 1

N O N E

Schedule P - Part 5E - Commercial Multiple Peril - Section 2

N O N E

Schedule P - Part 5E - Commercial Multiple Peril - Section 3

N O N E

Schedule P - Part 5F - Medical Professional Liability - Occurrence - Section 1A

N O N E

Schedule P - Part 5F - Medical Professional Liability - Occurrence - Section 2A

N O N E

Schedule P - Part 5F - Medical Professional Liability - Occurrence - Section 3A

N O N E

Schedule P - Part 5F - Medical Professional Liability - Claims-Made - Section 1B

N O N E

Schedule P - Part 5F - Medical Professional Liability - Claims-Made - Section 2B

N O N E

Schedule P - Part 5F - Medical Professional Liability - Claims-Made - Section 3B

N O N E

ANNUAL STATEMENT FOR THE YEAR 2021 OF THE Dealers Assurance Company

SCHEDULE P - PART 5H - OTHER LIABILITY - OCCURRENCE

SECTION 1A

Years in Years in Which Premiums Were Earned and Losses Were Incurred	CUMULATIVE NUMBER OF CLAIMS CLOSED WITH LOSS PAYMENT DIRECT AND ASSUMED AT YEAR END									
	1	2	3	4	5	6	7	8	9	10
	2012	2013	2014	2015	2016	2017	2018	2019	2020	2021
1. Prior	0	0	0	0	0	0	0	0	0	0
2. 2012	0	8	0	0	0	0	(3)	(3)	(3)	(3)
3. 2013	XXX	92	11	3	1	1	(6)	(6)	(6)	(6)
4. 2014	XXX	XXX	98	38	1	1	(12)	(12)	(12)	(12)
5. 2015	XXX	XXX	XXX	344	75	76	165	165	165	165
6. 2016	XXX	XXX	XXX	XXX	698	1,195	2,716	2,712	2,712	2,712
7. 2017	XXX	XXX	XXX	XXX	XXX	6,281	9,766	9,910	9,910	9,910
8. 2018	XXX	XXX	XXX	XXX	XXX	XXX	5,487	6,712	6,727	6,727
9. 2019	XXX	XXX	XXX	XXX	XXX	XXX	XXX	5,275	5,747	5,753
10. 2020	XXX	XXX	XXX	XXX	XXX	XXX	XXX	XXX	2,334	2,686
11. 2021	XXX	XXX	XXX	XXX	XXX	XXX	XXX	XXX	XXX	1,311

SECTION 2A

Years in Years in Which Premiums Were Earned and Losses Were Incurred	NUMBER OF CLAIMS OUTSTANDING DIRECT AND ASSUMED AT YEAR END									
	1	2	3	4	5	6	7	8	9	10
	2012	2013	2014	2015	2016	2017	2018	2019	2020	2021
1. Prior	0	0	0	0	0	0	0	0	0	0
2. 2012	0	0	0	0	0	0	0	0	0	0
3. 2013	XXX	8	0	0	0	0	0	0	0	0
4. 2014	XXX	XXX	0	0	0	0	0	0	0	0
5. 2015	XXX	XXX	XXX	0	0	0	0	0	0	0
6. 2016	XXX	XXX	XXX	XXX	0	0	0	0	0	0
7. 2017	XXX	XXX	XXX	XXX	XXX	0	0	0	0	0
8. 2018	XXX	XXX	XXX	XXX	XXX	XXX	0	0	0	0
9. 2019	XXX	XXX	XXX	XXX	XXX	XXX	XXX	0	0	0
10. 2020	XXX	XXX	XXX	XXX	XXX	XXX	XXX	XXX	0	0
11. 2021	XXX	XXX	XXX	XXX	XXX	XXX	XXX	XXX	XXX	0

SECTION 3A

Years in Years in Which Premiums Were Earned and Losses Were Incurred	CUMULATIVE NUMBER OF CLAIMS REPORTED DIRECT AND ASSUMED AT YEAR END									
	1	2	3	4	5	6	7	8	9	10
	2012	2013	2014	2015	2016	2017	2018	2019	2020	2021
1. Prior	0	0	0	0	0	0	0	0	0	0
2. 2012	0	8	0	0	0	0	(3)	(3)	(3)	(3)
3. 2013	XXX	92	11	3	1	1	(6)	(6)	(6)	(6)
4. 2014	XXX	XXX	98	38	1	1	(12)	(12)	(12)	(12)
5. 2015	XXX	XXX	XXX	344	75	76	165	165	165	165
6. 2016	XXX	XXX	XXX	XXX	698	1,195	2,716	2,712	2,712	2,712
7. 2017	XXX	XXX	XXX	XXX	XXX	6,281	9,766	9,910	9,910	9,910
8. 2018	XXX	XXX	XXX	XXX	XXX	XXX	5,487	6,712	6,727	6,727
9. 2019	XXX	XXX	XXX	XXX	XXX	XXX	XXX	5,275	5,747	5,753
10. 2020	XXX	XXX	XXX	XXX	XXX	XXX	XXX	XXX	2,334	2,686
11. 2021	XXX	XXX	XXX	XXX	XXX	XXX	XXX	XXX	XXX	1,311

Schedule P - Part 5H - Other Liability - Claims-Made - Section 1B

N O N E

Schedule P - Part 5H - Other Liability - Claims-Made - Section 2B

N O N E

Schedule P - Part 5H - Other Liability - Claims-Made - Section 3B

N O N E

Schedule P - Part 5R - Products Liability - Occurrence - Section 1A

N O N E

Schedule P - Part 5R - Products Liability - Occurrence - Section 2A

N O N E

Schedule P - Part 5R - Products Liability - Occurrence - Section 3A

N O N E

Schedule P - Part 5R - Products Liability - Claims-Made - Section 1B

N O N E

Schedule P - Part 5R - Products Liability - Claims-Made - Section 2B

N O N E

Schedule P - Part 5R - Products Liability - Claims-Made - Section 3B

N O N E

ANNUAL STATEMENT FOR THE YEAR 2021 OF THE Dealers Assurance Company

SCHEDULE P - PART 5T - WARRANTY

SECTION 1

Years in Years in Which Premiums Were Earned and Losses Were Incurred	CUMULATIVE NUMBER OF CLAIMS CLOSED WITH LOSS PAYMENT DIRECT AND ASSUMED AT YEAR END									
	1	2	3	4	5	6	7	8	9	10
	2012	2013	2014	2015	2016	2017	2018	2019	2020	2021
1. Prior.....	.XXX	.XXX	.XXX	.XXX	.XXX	.XXX	.XXX	.153,832	.6,746	.101
2. 2020.....	.XXX	.XXX	.XXX	.XXX	.XXX	.XXX	.XXX	.XXX	.130,039	.138,532
3. 2021.....	.XXX	.XXX	.XXX	.XXX	.XXX	.XXX	.XXX	.XXX	.XXX	.158,475

SECTION 2

Years in Years in Which Premiums Were Earned and Losses Were Incurred	NUMBER OF CLAIMS OUTSTANDING DIRECT AND ASSUMED AT YEAR END									
	1	2	3	4	5	6	7	8	9	10
	2012	2013	2014	2015	2016	2017	2018	2019	2020	2021
1. Prior.....	.XXX	.XXX	.XXX	.XXX	.XXX	.XXX	.XXX	.0	.0	.0
2. 2020.....	.XXX	.XXX	.XXX	.XXX	.XXX	.XXX	.XXX	.XXX		
3. 2021.....	.XXX	.XXX	.XXX	.XXX	.XXX	.XXX	.XXX	.XXX	.XXX	

SECTION 3

Years in Years in Which Premiums Were Earned and Losses Were Incurred	CUMULATIVE NUMBER OF CLAIMS REPORTED DIRECT AND ASSUMED AT YEAR END									
	1	2	3	4	5	6	7	8	9	10
	2012	2013	2014	2015	2016	2017	2018	2019	2020	2021
1. Prior.....	.XXX	.XXX	.XXX	.XXX	.XXX	.XXX	.XXX	.153,832	.6,746	.101
2. 2020.....	.XXX	.XXX	.XXX	.XXX	.XXX	.XXX	.XXX	.XXX	.130,039	.138,532
3. 2021.....	.XXX	.XXX	.XXX	.XXX	.XXX	.XXX	.XXX	.XXX	.XXX	.158,475

Schedule P - Part 6C - Commercial Auto/Truck Liability/Medical - Section 1

N O N E

Schedule P - Part 6C - Commercial Auto/Truck Liability/Medical - Section 2

N O N E

Schedule P-Part 6D-Workers' Compensation (Excluding Excess Workers' Compensation)-Section 1

N O N E

Schedule P-Part 6D-Workers' Compensation (Excluding Excess Workers' Compensation)-Section 2

N O N E

ANNUAL STATEMENT FOR THE YEAR 2021 OF THE Dealers Assurance Company
SCHEDULE P - PART 6E - COMMERCIAL MULTIPLE PERIL
SECTION 1

Years in Which Premiums Were Earned and Losses Were Incurred	CUMULATIVE PREMIUMS EARNED DIRECT AND ASSUMED AT YEAR END (\$000 OMITTED)										11 Current Year Premiums Earned	
	1 2012	2 2013	3 2014	4 2015	5 2016	6 2017	7 2018	8 2019	9 2020	10 2021		
1. Prior.....												
2. 2012.....												
3. 2013.....	XXX											
4. 2014.....	XXX	XXX										
5. 2015.....	XXX	XXX	XXX									
6. 2016.....	XXX	XXX	XXX	XXX								
7. 2017.....	XXX	XXX	XXX	XXX	XXX							
8. 2018.....	XXX	XXX	XXX	XXX	XXX	XXX						
9. 2019.....	XXX	XXX	XXX	XXX	XXX	XXX	XXX					
10. 2020.....	XXX	XXX	XXX	XXX	XXX	XXX	XXX	XXX				
11. 2021.....	XXX	XXX	XXX	XXX	XXX	XXX	XXX	XXX	XXX			
12. Totals.....	XXX	XXX	XXX	XXX	XXX	XXX	XXX	XXX	XXX	XXX	XXX	
13. Earned Premiums (Sch P-Pt. 1)												XXX

SECTION 2

Years in Which Premiums Were Earned and Losses Were Incurred	CUMULATIVE PREMIUMS EARNED CEDED AT YEAR END (\$000 OMITTED)										11 Current Year Premiums Earned	
	1 2012	2 2013	3 2014	4 2015	5 2016	6 2017	7 2018	8 2019	9 2020	10 2021		
1. Prior.....												
2. 2012.....												
3. 2013.....	XXX											
4. 2014.....	XXX	XXX										
5. 2015.....	XXX	XXX	XXX									
6. 2016.....	XXX	XXX	XXX	XXX								
7. 2017.....	XXX	XXX	XXX	XXX	XXX							
8. 2018.....	XXX	XXX	XXX	XXX	XXX	XXX						
9. 2019.....	XXX	XXX	XXX	XXX	XXX	XXX	XXX					
10. 2020.....	XXX	XXX	XXX	XXX	XXX	XXX	XXX	XXX				
11. 2021.....	XXX	XXX	XXX	XXX	XXX	XXX	XXX	XXX	XXX			
12. Totals.....	XXX	XXX	XXX	XXX	XXX	XXX	XXX	XXX	XXX	XXX	XXX	
13. Earned Premiums (Sch P-Pt. 1)												XXX

SCHEDULE P - PART 6H - OTHER LIABILITY - OCCURRENCE
SECTION 1A

Years in Which Premiums Were Earned and Losses Were Incurred	CUMULATIVE PREMIUMS EARNED DIRECT AND ASSUMED AT YEAR END (\$000 OMITTED)										11 Current Year Premiums Earned	
	1 2012	2 2013	3 2014	4 2015	5 2016	6 2017	7 2018	8 2019	9 2020	10 2021		
1. Prior.....	0	0	0	0	0	0	0	0	0	0	0	
2. 2012.....	722	722	722	722	722	722	722	722	722	722	722	
3. 2013.....	XXX	902	902	902	902	902	902	902	902	902	902	
4. 2014.....	XXX	XXX	1,548	1,548	1,548	1,548	1,548	1,548	1,548	1,548	1,548	
5. 2015.....	XXX	XXX	XXX	(193)	(193)	(193)	(193)	(193)	(193)	(193)	(193)	
6. 2016.....	XXX	XXX	XXX	XXX	4,547	4,547	4,547	4,547	4,547	4,547	4,547	
7. 2017.....	XXX	XXX	XXX	XXX	XXX	5,402	5,402	5,402	5,402	5,402	5,402	
8. 2018.....	XXX	XXX	XXX	XXX	XXX	XXX	8,038	8,038	8,038	8,038	8,038	
9. 2019.....	XXX	XXX	XXX	XXX	XXX	XXX	XXX	9,099	9,099	9,099	9,099	
10. 2020.....	XXX	XXX	XXX	XXX	XXX	XXX	XXX	XXX	15,629	15,629	15,629	
11. 2021.....	XXX	XXX	XXX	XXX	XXX	XXX	XXX	XXX	XXX	13,142	13,142	
12. Totals.....	XXX	XXX	XXX	XXX	XXX	XXX	XXX	XXX	XXX	XXX	XXX	13,142
13. Earned Premiums (Sch P-Pt. 1)	722	902	1,548	(193)	4,547	5,402	8,038	9,099	15,629	13,142	XXX	

SECTION 2A

Years in Which Premiums Were Earned and Losses Were Incurred	CUMULATIVE PREMIUMS EARNED CEDED AT YEAR END (\$000 OMITTED)										11 Current Year Premiums Earned	
	1 2012	2 2013	3 2014	4 2015	5 2016	6 2017	7 2018	8 2019	9 2020	10 2021		
1. Prior.....	0	0	0	0	0	0	0	0	0	0	0	
2. 2012.....	170	170	170	170	170	170	170	170	170	170	170	
3. 2013.....	XXX	115	115	115	115	115	115	115	115	115	115	
4. 2014.....	XXX	XXX	235	235	235	235	235	235	235	235	235	
5. 2015.....	XXX	XXX	XXX	(82)	(82)	(82)	(82)	(82)	(82)	(82)	(82)	
6. 2016.....	XXX	XXX	XXX	XXX	3,660	3,660	3,660	3,660	3,660	3,660	3,660	
7. 2017.....	XXX	XXX	XXX	XXX	XXX	4,495	4,495	4,495	4,495	4,495	4,495	
8. 2018.....	XXX	XXX	XXX	XXX	XXX	XXX	6,456	6,456	6,456	6,456	6,456	
9. 2019.....	XXX	XXX	XXX	XXX	XXX	XXX	XXX	7,441	7,441	7,441	7,441	
10. 2020.....	XXX	XXX	XXX	XXX	XXX	XXX	XXX	XXX	11,608	11,608	11,608	
11. 2021.....	XXX	XXX	XXX	XXX	XXX	XXX	XXX	XXX	XXX	9,331	9,331	
12. Totals.....	XXX	XXX	XXX	XXX	XXX	XXX	XXX	XXX	XXX	XXX	XXX	9,331
13. Earned Premiums (Sch P-Pt. 1)	170	115	235	(82)	3,660	4,495	6,456	7,441	11,608	9,331	XXX	

Schedule P - Part 6H - Other Liability - Claims-Made - Section 1B

NONE

Schedule P - Part 6H - Other Liability - Claims-Made - Section 2B

NONE

Schedule P - Part 6M - International - Section 1

NONE

Schedule P - Part 6M - International - Section 2

NONE

Schedule P - Part 6N- Reinsurance A - Nonproportional Assumed Property - Section 1

NONE

Schedule P - Part 6N- Reinsurance A - Nonproportional Assumed Property - Section 2

NONE

Schedule P - Part 6O - Reinsurance B - Nonproportional Liability - Section 1

NONE

Schedule P - Part 6O - Reinsurance B - Nonproportional Assumed Liability - Section 2

NONE

Schedule P - Part 6R - Products Liability - Occurrence - Section 1A

NONE

Schedule P - Part 6R - Products Liability - Occurrence - Section 2A

NONE

Schedule P - Part 6R - Products Liability - Claims-Made - Section 1B

NONE

Schedule P - Part 6R - Products Liability - Claims-Made - Section 2B

NONE

Schedule P - Part 7A - Section 1 - Primary Loss Sensitive Contracts

NONE

Schedule P - Part 7A - Section 2 - Primary Loss Sensitive Contracts

NONE

Schedule P - Part 7A - Section 3 - Primary Loss Sensitive Contracts

N O N E

Schedule P - Part 7A - Section 4 - Primary Loss Sensitive Contracts

N O N E

Schedule P - Part 7A - Section 5 - Primary Loss Sensitive Contracts

N O N E

Schedule P - Part 7B - Section 1 - Reinsurance Loss Sensitive Contracts

N O N E

Schedule P - Part 7B - Section 2 - Reinsurance Loss Sensitive Contracts

N O N E

Schedule P - Part 7B - Section 3 - Reinsurance Loss Sensitive Contracts

N O N E

Schedule P - Part 7B - Section 4 - Reinsurance Loss Sensitive Contracts

N O N E

Schedule P - Part 7B - Section 5 - Reinsurance Loss Sensitive Contracts

N O N E

Schedule P - Part 7B - Section 6 - Reinsurance Loss Sensitive Contracts

N O N E

Schedule P - Part 7B - Section 7 - Reinsurance Loss Sensitive Contracts

N O N E

ANNUAL STATEMENT FOR THE YEAR 2021 OF THE Dealers Assurance Company

SCHEDULE P INTERROGATORIES

1. The following questions relate to yet-to-be-issued Extended Reporting Endorsements (EREs) arising from Death, Disability, or Retirement (DDR) provisions in Medical Professional Liability Claims Made insurance policies. EREs provided for reasons other than DDR are not to be included.
- 1.1 Does the company issue Medical Professional Liability Claims Made insurance policies that provide tail (also known as an extended reporting endorsement, or "ERE") benefits in the event of Death, Disability, or Retirement (DDR) at a reduced charge or at no additional cost? Yes [] No [X]
 If the answer to question 1.1 is "no", leave the following questions blank. If the answer to question 1.1 is "yes", please answer the following questions:
- 1.2 What is the total amount of the reserve for that provision (DDR Reserve), as reported, explicitly or not, elsewhere in this statement (in dollars)? \$
- 1.3 Does the company report any DDR reserve as Unearned Premium Reserve per SSAP #65? Yes [] No [X]
- 1.4 Does the company report any DDR reserve as loss or loss adjustment expense reserve? Yes [] No [X]
- 1.5 If the company reports DDR reserve as Unearned Premium Reserve, does that amount match the figure on the Underwriting and Investment Exhibit, Part 1A - Recapitulation of all Premiums (Page 7) Column 2, Lines 11.1 plus 11.2? Yes [] No [] N/A [X]
- 1.6 If the company reports DDR reserve as loss or loss adjustment expense reserve, please complete the following table corresponding to where these reserves are reported in Schedule P:

Years in Which Premiums Were Earned and Losses Were Incurred	DDR Reserve Included in Schedule P, Part 1F, Medical Professional Liability Column 24: Total Net Losses and Expenses Unpaid	
	1 Section 1: Occurrence	2 Section 2: Claims-Made
1.601 Prior		
1.602 2012		
1.603 2013		
1.604 2014		
1.605 2015		
1.606 2016		
1.607 2017		
1.608 2018		
1.609 2019		
1.610 2020		
1.611 2021		
1.612 Totals	0	0

2. The definition of allocated loss adjustment expenses (ALAE) and, therefore, unallocated loss adjustment expenses (ULAE) was changed effective January 1, 1998. This change in definition applies to both paid and unpaid expenses. Are these expenses (now reported as "Defense and Cost Containment" and "Adjusting and Other") reported in compliance with these definitions in this statement? Yes [] No [X]
3. The Adjusting and Other expense payments and reserves should be allocated to the years in which the losses were incurred based on the number of claims reported, closed and outstanding in those years. When allocating Adjusting and Other expense between companies in a group or a pool, the Adjusting and Other expense should be allocated in the same percentage used for the loss amounts and the claim counts. For reinsurers, Adjusting and Other expense assumed should be reported according to the reinsurance contract. For Adjusting and Other expense incurred by reinsurers, or in those situations where suitable claim count information is not available, Adjusting and Other expense should be allocated by a reasonable method determined by the company and described in Interrogatory 7, below. Are they so reported in this Statement? Yes [] No [X]
4. Do any lines in Schedule P include reserves that are reported gross of any discount to present value of future payments, and that are reported net of such discounts on Page 10? Yes [] No [X]

If yes, proper disclosure must be made in the Notes to Financial Statements, as specified in the Instructions. Also, the discounts must be reported in Schedule P - Part 1, Columns 32 and 33. Schedule P must be completed gross of non-tabular discounting. Work papers relating to discount calculations must be available for examination upon request.
 Discounting is allowed only if expressly permitted by the state insurance department to which this Annual Statement is being filed.

5. What were the net premiums in force at the end of the year for:
 (in thousands of dollars)
- | | |
|--------------------|---|
| 5.1 Fidelity | 0 |
| 5.2 Surety | 0 |

6. Claim count information is reported per claim or per claimant (Indicate which) per claim.....
 If not the same in all years, explain in Interrogatory 7.
- 7.1 The information provided in Schedule P will be used by many persons to estimate the adequacy of the current loss and expense reserves, among other things. Are there any especially significant events, coverage, retention or accounting changes that have occurred that must be considered when making such analyses? Yes [] No [X]
- 7.2 (An extended statement may be attached.)

Schedule T - Part 2 - Interstate Compact

N O N E

ANNUAL STATEMENT FOR THE YEAR 2021 OF THE Dealers Assurance Company

SCHEDULE Y

PART 1A - DETAIL OF INSURANCE HOLDING COMPANY SYSTEM

1	2	3	4	5	6	7	8	9	10	11	12	13	14	15	16
Group Code	Group Name	NAIC Company Code	ID Number	Federal RSSD	CIK	Name of Securities Exchange if Publicly Traded (U.S. or International)	Names of Parent, Subsidiaries Or Affiliates	Domiciliary Location	Relationship to Reporting Entity	Directly Controlled by (Name of Entity/Person)	Type of Control (Ownership, Board, Management, Attorney-in-Fact, Influence, Other)	If Control is Ownership Provide Percentage	Ultimate Controlling Entity(ies)/Person(s)	Is an SCA Filing Required? (Yes/No)	*
..0315	Industrial Alliance GRP	..00000	00-0000000			TSX	Industrial Alliance Insurance and Financial Services Inc.	..CAN	..UIP	Publicly Traded					
..0315	Industrial Alliance GRP	..14406	98-0018913				Industrial Alliance Insurance and Financial Services - USB	..TX	..IA	Industrial Alliance Insurance and Financial Services Inc	Ownership/Management/Board of Directors		Industrial Alliance Ins. & Fin. Srv., Inc.		
..0315	Industrial Alliance GRP	..00000	27-2524532				IA American Holdings	..DE	..UDP	Industrial Alliance Insurance and Financial Services - USB	Ownership		Industrial Alliance Ins. & Fin. Srv., Inc.		
..0315	Industrial Alliance GRP	..00000	85-0479228				IA American Warranty Group Inc.	..NM	..UIP	IA American Holdings Inc.	Ownership		Industrial Alliance Ins. & Fin. Srv., Inc.		
..0315	Industrial Alliance GRP	..00000	20-0833446				DAC Financial Holdings, Inc.	..DE	..UIP	IA American Warranty Group Inc.	Ownership/Management/Board of Directors		Industrial Alliance Ins. & Fin. Srv., Inc.	..NO	
..0315	Industrial Alliance GRP	..00000	31-0906655				Dealers Alliance Corp.	..OH	..UDP	DAC Financial Holdings, Inc	Ownership/Management/Board of Directors		Industrial Alliance Ins. & Fin. Srv., Inc.	..NO	
..0315	Industrial Alliance GRP	..16705	34-6513705				Dealers Assurance Company	..OH	..IA	Dealers Alliance Corp.	Ownership/Management/Board of Directors		Industrial Alliance Ins. & Fin. Srv., Inc.	..NO	
..0315	Industrial Alliance GRP	..00000	31-0908416				DAC Insurance Agency, Inc.	..OH	..IA	Dealers Alliance Corp.	Ownership/Management/Board of Directors		Industrial Alliance Ins. & Fin. Srv., Inc.	..NO	
..0315	Industrial Alliance GRP	..00000	46-2008908				DAC Solutions, Inc.	..TX	..NIA	Dealers Alliance Corp.	Ownership/Management/Board of Directors		Industrial Alliance Ins. & Fin. Srv., Inc.	..NO	
..0315	Industrial Alliance GRP	..00000	85-0339432				IA American Warranty Corp	..NM	..NIA	IA American Casualty Holdings Inc.	Ownership/Management/Board of Directors		Industrial Alliance Ins. & Fin. Srv., Inc.	..NO	
..0315	Industrial Alliance GRP	..00000	98-0231706				Three Diamonds Reinsurance Co., LTD	..TCA	..IA	IA American Casualty Holdings Inc.	Ownership/Management/Board of Directors		Industrial Alliance Ins. & Fin. Srv., Inc.	..NO	
..0315	Industrial Alliance GRP	..00000	42-1563507				Ecoblock, Inc.	..TX	..NIA	IA American Casualty Holdings Inc.	Ownership/Management/Board of Directors		Industrial Alliance Ins. & Fin. Srv., Inc.	..NO	
..0315	Industrial Alliance GRP	..00000	98-0516902				Cinco de Mayo Reinsurance Co., LTD	..TCA	..IA	IA American Casualty Holdings Inc.	Ownership/Management/Board of Directors		Industrial Alliance Ins. & Fin. Srv., Inc.	..NO	
..0315	Industrial Alliance GRP	..00000	91-2020119				First Automotive Service Corp.	..NM	..NIA	IA American Casualty Holdings Inc.	Ownership/Management/Board of Directors		Industrial Alliance Ins. & Fin. Srv., Inc.	..NO	
..0315	Industrial Alliance GRP	..91693	13-3036472				IA American Life Insurance Company	..TX	..IA	IA American Holdings Inc.	Ownership		Industrial Alliance Ins. & Fin. Srv., Inc.	..NO	
..0315	Industrial Alliance GRP	..67946	75-1083342				Pioneer Security Life Insurance Company	..TX	..IA	IA American Life Insurance Company	Ownership/Management/Board of Directors		Industrial Alliance Ins. & Fin. Srv., Inc.	..NO	
..0315	Industrial Alliance GRP	..68594	74-2179909				American Amicable Life Ins. Co. of Texas	..TX	..IA	Pioneer Security Life Insurance Company	Ownership/Management/Board of Directors		Industrial Alliance Ins. & Fin. Srv., Inc.	..NO	
..0315	Industrial Alliance GRP	..67148	56-0343440				Occidental Life Insurance Co. of North Carolina	..TX	..IA	American Amicable Life Insurance Co. of Texas	Ownership/Management/Board of Directors		Industrial Alliance Ins. & Fin. Srv., Inc.	..NO	
..0315	Industrial Alliance GRP	..67873	75-0914374				Pioneer American Insurance Company	..TX	..IA	American Amicable Life Insurance Co. of Texas	Ownership/Management/Board of Directors		Industrial Alliance Ins. & Fin. Srv., Inc.	..NO	

Asterisk	Explanation
----------	-------------

ANNUAL STATEMENT FOR THE YEAR 2021 OF THE Dealers Assurance Company

SCHEDULE Y

PART 2 - SUMMARY OF INSURER'S TRANSACTIONS WITH ANY AFFILIATES

1	2	3	4	5	6	7	8	9	10	11	12	13
NAIC Company Code	ID Number	Names of Insurers and Parent, Subsidiaries or Affiliates	Shareholder Dividends	Capital Contributions	Purchases, Sales or Exchanges of Loans, Securities, Real Estate, Mortgage Loans or Other Investments	Income/ (Disbursements) Incurred in Connection with Guarantees or Undertakings for the Benefit of any Affiliate(s)	Management Agreements and Service Contracts	Income/ (Disbursements) Incurred Under Reinsurance Agreements	*	Any Other Material Activity Not in the Ordinary Course of the Insurer's Business	Totals	Reinsurance Recoverable/ (Payable) on Losses and/or Reserve Credit Taken/(Liability)
00000	AA-0052149	American Colonial Reinsurance Ltd						27,542			27,542	422,347
68594	74-2179909	American-Amicable Life Insurance Co of TX										
				32,000,000			10,489,604	3,356,562			45,846,166	81,217,403
00000	31-0906655	Dealers Alliance Corporation					3,334,040				3,334,040	
16705	34-6513705	Dealers Assurance Company					(4,420,612)	(5,525,083)			(9,945,695)	(7,587,244)
00000	42-1563507	Ecoblock Inc					(46,934)				(46,934)	
00000	91-2020119	First Automotive Service Corp					(117,317)				(117,317)	
00000	27-2524532	IA American Holdings Inc					13,590,842				13,590,842	
91693	13-3036472	IA American Life Insurance Company					(7,883,682)				(7,883,682)	
00000	85-0339432	IA American Warranty Corp					(764,916)				(764,916)	
00000	85-0479228	IA American Warranty Group Inc					(7,164,922)				(7,164,922)	
00000	00-0000000	Industrial Alliance Ins and Financial Services Inc		(40,000,000)			5,246,309				(34,753,691)	
14406	98-0018913	Industrial Alliance Ins and Financial Services Inc-US					(705,380)	485,821			(219,559)	(153,407,845)
00000	00-0000000	Industrial Alliance Investment Management Inc					1,832,823				1,832,823	
00000	85-0339432	Industrial Alliance Portfolio Management LLC					(5,896)				(5,896)	
00000	98-0551742	Innovative Aftermarket Insurance Ltd						4,716,300			4,716,300	4,406,398
67148	56-0343440	Occidental Life Insurance Co of NC					(8,075,091)	(2,389,547)			(10,464,638)	32,272,735
67873	75-0914374	Pioneer American Insurance Company					(3,613,212)	(378,978)			(3,992,190)	17,145,106
67946	75-1083342	Pioneer Security Life Insurance Company		8,000,000			(1,676,483)	(1,073,858)			5,249,659	22,772,601
00000	98-0231706	Three Diamonds Reinsurance Company Ltd					(19,173)	781,241			762,068	2,758,499
											0	
											0	
											0	
											0	
											0	
											0	
											0	
9999999	Control Totals		0	0	0	0	0	0	XXX	0	0	0

ANNUAL STATEMENT FOR THE YEAR 2021 OF THE Dealers Assurance Company

SUPPLEMENTAL EXHIBITS AND SCHEDULES INTERROGATORIES

The following supplemental reports are required to be filed as part of your statement filing unless specifically waived by the domiciliary state. However, in the event that your domiciliary state waives the filing requirement, your response of **WAIVED** to the specific interrogatory will be accepted in lieu of filing a "NONE" report and a bar code will be printed below. If the supplement is required of your company but is not being filed for whatever reason enter **SEE EXPLANATION** and provide an explanation following the interrogatory questions.

	Responses
MARCH FILING	
1. Will an actuarial opinion be filed by March 1?	YES
2. Will the Supplemental Compensation Exhibit be filed with the state of domicile by March 1?	YES
3. Will the confidential Risk-based Capital Report be filed with the NAIC by March 1?	YES
4. Will the confidential Risk-based Capital Report be filed with the state of domicile, if required by March 1?	YES
APRIL FILING	
5. Will the Insurance Expense Exhibit be filed with the state of domicile and the NAIC by April 1?	YES
6. Will Management's Discussion and Analysis be filed by April 1?	YES
7. Will the Supplemental Investment Risk Interrogatories be filed by April 1?	YES
MAY FILING	
8. Will this company be included in a combined annual statement which is filed with the NAIC by May 1?	SEE EXPLANATION
JUNE FILING	
9. Will an audited financial report be filed by June 1?	YES
10. Will Accountant's Letter of Qualifications be filed with the state of domicile and electronically with the NAIC by June 1?	YES

The following supplemental reports are required to be filed as part of your annual statement filing **if your company is engaged in the type of business covered by the supplement. However, in the event that your company does not transact the type of business for which the special report must be filed, your response of NO to the specific interrogatory will be accepted in lieu of filing a "NONE" report and a bar code will be printed below.** If the supplement is required of your company but is not being filed for whatever reason enter **SEE EXPLANATION** and provide an explanation following the interrogatory questions.

MARCH FILING	
11. Will Schedule SIS (Stockholder Information Supplement) be filed with the state of domicile by March 1?	NO
12. Will the Financial Guaranty Insurance Exhibit be filed by March 1?	NO
13. Will the Medicare Supplement Insurance Experience Exhibit be filed with the state of domicile and the NAIC by March 1?	NO
14. Will Supplement A to Schedule T (Medical Professional Liability Supplement) be filed by March 1?	NO
15. Will the Trusteed Surplus Statement be filed with the state of domicile and the NAIC by March 1?	NO
16. Will the Premiums Attributed to Protected Cells Exhibit be filed by March 1?	NO
17. Will the Reinsurance Summary Supplemental Filing for General Interrogatory 9 be filed with the state of domicile and the NAIC by March 1?	NO
18. Will the Medicare Part D Coverage Supplement be filed with the state of domicile and the NAIC by March 1?	NO
19. Will the confidential Actuarial Opinion Summary be filed with the state of domicile, if required, by March 15 (or the date otherwise specified)?	YES
20. Will the Reinsurance Attestation Supplement be filed with the state of domicile and the NAIC by March 1?	YES
21. Will the Exceptions to the Reinsurance Attestation Supplement be filed with the state of domicile by March 1?	NO
22. Will the Bail Bond Supplement be filed with the state of domicile and the NAIC by March 1?	NO
23. Will the Director and Officer Insurance Coverage Supplement be filed with the state of domicile and the NAIC by March 1?	NO
24. Will an approval from the reporting entity's state of domicile for relief related to the five-year rotation requirement for lead audit partner be filed electronically with the NAIC by March 1?	NO
25. Will an approval from the reporting entity's state of domicile for relief related to the one-year cooling off period for independent CPA be filed electronically with the NAIC by March 1?	NO
26. Will an approval from the reporting entity's state of domicile for relief related to the Requirements for Audit Committees be filed electronically with the NAIC by March 1?	NO
27. Will the Supplemental Schedule for Reinsurance Counterparty Reporting Exception - Asbestos and Pollution Contracts be filed with the state of domicile and the NAIC by March 1?	NO
APRIL FILING	
28. Will the Credit Insurance Experience Exhibit be filed with the state of domicile and the NAIC by April 1?	NO
29. Will the Long-term Care Experience Reporting Forms be filed with the state of domicile and the NAIC by April 1?	NO
30. Will the Accident and Health Policy Experience Exhibit be filed by April 1?	NO
31. Will the Supplemental Health Care Exhibit (Parts 1, 2 and 3) be filed with the state of domicile and the NAIC by April 1?	NO
32. Will the regulator only (non-public) Supplemental Health Care Exhibit's Expense Allocation Report be filed with the state of domicile and the NAIC by April 1?	NO
33. Will the Cybersecurity and Identity Theft Insurance Coverage Supplement be filed with the state of domicile and the NAIC by April 1?	NO
34. Will the Life, Health & Annuity Guaranty Association Assessable Premium Exhibit - Parts 1 and 2 be filed with the state of domicile and the NAIC by April 1?	NO
35. Will the Private Flood Insurance Supplement be filed with the state of domicile and the NAIC by April 1?	NO
36. Will the Mortgage Guaranty Insurance Exhibit be filed with the state of domicile and the NAIC by April 1?	NO
AUGUST FILING	
37. Will Management's Report of Internal Control Over Financial Reporting be filed with the state of domicile by August 1?	YES

Explanations:

8. Not applicable
- 11.
- 12.
- 13.
- 14.
- 15.
- 16.
- 17.
- 18.
- 21.
- 22.
- 23.
- 24.
- 25.
- 26.
- 27.
- 28.
- 29.
- 30.
- 31.
- 32.
- 33.
- 34.
- 35.
- 36.

Bar Codes:

11. SIS Stockholder Information Supplement [Document Identifier 420]	
12. Financial Guaranty Insurance Exhibit [Document Identifier 240]	
13. Medicare Supplement Insurance Experience Exhibit [Document Identifier 360]	
14. Supplement A to Schedule T [Document Identifier 455]	
15. Trusteed Surplus Statement [Document Identifier 490]	
16. Premiums Attributed to Protected Cells Exhibit [Document Identifier 385]	

ANNUAL STATEMENT FOR THE YEAR 2021 OF THE Dealers Assurance Company
SUPPLEMENTAL EXHIBITS AND SCHEDULES INTERROGATORIES

17. Reinsurance Summary Supplemental Filing [Document Identifier 401]



18. Medicare Part D Coverage Supplement [Document Identifier 365]



21. Exceptions to the Reinsurance Attestation Supplement
[Document Identifier 400]



22. Bail Bond Supplement [Document Identifier 500]



23. Director and Officer Insurance Coverage Supplement [Document Identifier 505]



24. Relief from the five-year rotation requirement for lead audit partner
[Document Identifier 224]



25. Relief from the one-year cooling off period for independent CPA
[Document Identifier 225]



26. Relief from the Requirements for Audit Committees [Document Identifier 226]



27. Reinsurance Counterparty Reporting Exception – Asbestos and Pollution
Contracts [Document Identifier 555]



28. Credit Insurance Experience Exhibit [Document Identifier 230]



29. Long-Term Care Experience Reporting Forms [Document Identifier 306]



30. Accident and Health Policy Experience Exhibit [Document Identifier 210]



31. Supplemental Health Care Exhibit (Parts 1, 2 and 3) [Document Identifier 216]



32. Supplemental Health Care Exhibit's Expense Allocation Report
[Document Identifier 217]



33. Cybersecurity and Identity Theft Insurance Coverage Supplement
[Document Identifier 550]



34. Life, Health & Annuity Guaranty Association Assessable Premium Exhibit -
Parts 1 and 2 [Document Identifier 290]



35. Private Flood Insurance Supplement [Document Identifier 560]



36. Will the Mortgage Guaranty Insurance Exhibit [Document Identifier 565]



OVERFLOW PAGE FOR WRITE-INS