



PROPERTY AND CASUALTY COMPANIES - ASSOCIATION EDITION

ANNUAL STATEMENT

FOR THE YEAR ENDED DECEMBER 31, 2021
OF THE CONDITION AND AFFAIRS OF THE

Safe Auto Value Insurance Company

NAIC Group Code 0008 4940 NAIC Company Code 16503 Employer's ID Number 83-2240671
(Current) (Prior)

Organized under the Laws of Ohio, State of Domicile or Port of Entry OH
Country of Domicile United States of America

Incorporated/Organized 10/15/2018 Commenced Business _____

Statutory Home Office 4 Easton Oval, Columbus, OH, US 43219
(Street and Number) (City or Town, State, Country and Zip Code)

Main Administrative Office 4 Easton Oval
(Street and Number)
Columbus, OH, US 43219 614-231-0200
(City or Town, State, Country and Zip Code) (Area Code) (Telephone Number)

Mail Address 4 Easton Oval, Columbus, OH, US 43219
(Street and Number or P.O. Box) (City or Town, State, Country and Zip Code)

Primary Location of Books and Records 4 Easton Oval
(Street and Number)
Columbus, OH, US 43219 614-231-0200
(City or Town, State, Country and Zip Code) (Area Code) (Telephone Number)

Internet Website Address www.safeauto.com

Statutory Statement Contact Donald Jerome Bolar, 336-435-2000
(Name) (Area Code) (Telephone Number)
AnnualStatementContact@NGIC.com 336-435-0236
(E-mail Address) (FAX Number)

OFFICERS

Chairman of the Board,
President & Chief
Operating Officer Peter Andrew Rendall # Senior Vice President &
Treasurer Marilyn Victoria Hirsch #
Executive Vice President &
Secretary Rhonda Smith Ferguson # Chief Accounting Officer Donald Jerome Bolar #

OTHER

George Harvey Hall Jr. #, Senior Vice President, Tax Michael Stuart Goldstein #, Senior Vice President, Tax Christina Hwang #, Senior Vice President
Patrick James Macellaro #, Vice President & Chief
Financial Officer

DIRECTORS OR TRUSTEES

Rhonda Smith Ferguson # John Charles Pintozzi # Peter Andrew Rendall #
Mario Rizzo # Glenn Thomas Shapiro #

State of North Carolina SS
County of Forsyth

The officers of this reporting entity being duly sworn, each depose and say that they are the described officers of said reporting entity, and that on the reporting period stated above, all of the herein described assets were the absolute property of the said reporting entity, free and clear from any liens or claims thereon, except as herein stated, and that this statement, together with related exhibits, schedules and explanations therein contained, annexed or referred to, is a full and true statement of all the assets and liabilities and of the condition and affairs of the said reporting entity as of the reporting period stated above, and of its income and deductions therefrom for the period ended, and have been completed in accordance with the NAIC Annual Statement Instructions and Accounting Practices and Procedures manual except to the extent that: (1) state law may differ; or, (2) that state rules or regulations require differences in reporting not related to accounting practices and procedures, according to the best of their information, knowledge and belief, respectively. Furthermore, the scope of this attestation by the described officers also includes the related corresponding electronic filing with the NAIC, when required, that is an exact copy (except for formatting differences due to electronic filing) of the enclosed statement. The electronic filing may be requested by various regulators in lieu of or in addition to the enclosed statement.

Peter Andrew Rendall Rhonda Smith Ferguson Donald Jerome Bolar
Chairman of the Board, President & Chief Executive Vice President & Secretary Chief Accounting Officer
Operating Officer

Subscribed and sworn to before me this _____ day of _____

- a. Is this an original filing? Yes [X] No []
b. If no,
1. State the amendment number.....
2. Date filed
3. Number of pages attached.....



ANNUAL STATEMENT FOR THE YEAR 2021 OF THE Safe Auto Value Insurance Company

EXHIBIT OF PREMIUMS AND LOSSES (Statutory Page 14)

NAIC Group Code 4940

BUSINESS IN THE STATE OF Alabama

DURING THE YEAR 2021

NAIC Company Code 16503

Table with 12 columns: Line of Business, Direct Premiums Written, Direct Premiums Earned, Dividends Paid or Credited to Policyholders on Direct Business, Direct Unearned Premium Reserves, Direct Losses Paid (deducting salvage), Direct Losses Incurred, Direct Losses Unpaid, Direct Defense and Cost Containment Expense Paid, Direct Defense and Cost Containment Expense Incurred, Direct Defense and Cost Containment Expense Unpaid, Commissions and Brokerage Expenses, Taxes, Licenses and Fees. Rows include various insurance categories like Fire, Multiple peril, Flood, etc., and a TOTALS row.

(a) Finance and service charges not included in Lines 1 to 35 \$

(b) For health business on indicated lines report: Number of persons insured under PPO managed care products and number of persons insured under indemnity only products

19.A1



ANNUAL STATEMENT FOR THE YEAR 2021 OF THE Safe Auto Value Insurance Company

EXHIBIT OF PREMIUMS AND LOSSES (Statutory Page 14)

NAIC Group Code 4940

BUSINESS IN THE STATE OF Alaska

DURING THE YEAR 2021

NAIC Company Code 16503

Table with 12 columns: Line of Business, Direct Premiums Written, Direct Premiums Earned, Dividends Paid or Credited to Policyholders on Direct Business, Direct Unearned Premium Reserves, Direct Losses Paid (deducting salvage), Direct Losses Incurred, Direct Losses Unpaid, Direct Defense and Cost Containment Expense Paid, Direct Defense and Cost Containment Expense Incurred, Direct Defense and Cost Containment Expense Unpaid, Commissions and Brokerage Expenses, Taxes, Licenses and Fees. Rows include various insurance categories like Fire, Multiple peril, Flood, etc., and a TOTALS row.

(a) Finance and service charges not included in Lines 1 to 35 \$

(b) For health business on indicated lines report: Number of persons insured under PPO managed care products and number of persons insured under indemnity only products

19.AK



ANNUAL STATEMENT FOR THE YEAR 2021 OF THE Safe Auto Value Insurance Company

EXHIBIT OF PREMIUMS AND LOSSES (Statutory Page 14)

NAIC Group Code 4940

BUSINESS IN THE STATE OF Arizona

DURING THE YEAR 2021

NAIC Company Code 16503

Table with 12 columns: Line of Business, Direct Premiums Written, Direct Premiums Earned, Dividends Paid or Credited to Policyholders on Direct Business, Direct Unearned Premium Reserves, Direct Losses Paid (deducting salvage), Direct Losses Incurred, Direct Losses Unpaid, Direct Defense and Cost Containment Expense Paid, Direct Defense and Cost Containment Expense Incurred, Direct Defense and Cost Containment Expense Unpaid, Commissions and Brokerage Expenses, Taxes, Licenses and Fees. Rows include various insurance categories like Fire, Multiple peril, Flood, etc., and a TOTALS row.

19.AZ

(a) Finance and service charges not included in Lines 1 to 35 \$

(b) For health business on indicated lines report: Number of persons insured under PPO managed care products and number of persons insured under indemnity only products



ANNUAL STATEMENT FOR THE YEAR 2021 OF THE Safe Auto Value Insurance Company

EXHIBIT OF PREMIUMS AND LOSSES (Statutory Page 14)

NAIC Group Code 4940

BUSINESS IN THE STATE OF Arkansas

DURING THE YEAR 2021

NAIC Company Code 16503

Table with 12 columns: Line of Business, Direct Premiums Written, Direct Premiums Earned, Dividends Paid or Credited to Policyholders on Direct Business, Direct Unearned Premium Reserves, Direct Losses Paid (deducting salvage), Direct Losses Incurred, Direct Losses Unpaid, Direct Defense and Cost Containment Expense Paid, Direct Defense and Cost Containment Expense Incurred, Direct Defense and Cost Containment Expense Unpaid, Commissions and Brokerage Expenses, Taxes, Licenses and Fees. Rows include various insurance categories like Fire, Multiple peril, Flood, etc., and a TOTALS row.

(a) Finance and service charges not included in Lines 1 to 35 \$

(b) For health business on indicated lines report: Number of persons insured under PPO managed care products and number of persons insured under indemnity only products

19 AR



ANNUAL STATEMENT FOR THE YEAR 2021 OF THE Safe Auto Value Insurance Company

EXHIBIT OF PREMIUMS AND LOSSES (Statutory Page 14)

NAIC Group Code 4940

BUSINESS IN THE STATE OF California

DURING THE YEAR 2021

NAIC Company Code 16503

Line of Business	Gross Premiums, Including Policy and Membership Fees, Less Return Premiums and Premiums on Policies not Taken		3 Dividends Paid or Credited to Policyholders on Direct Business	4 Direct Unearned Premium Reserves	5 Direct Losses Paid (deducting salvage)	6 Direct Losses Incurred	7 Direct Losses Unpaid	8 Direct Defense and Cost Containment Expense Paid	9 Direct Defense and Cost Containment Expense Incurred	10 Direct Defense and Cost Containment Expense Unpaid	11 Commissions and Brokerage Expenses	12 Taxes, Licenses and Fees
	1 Direct Premiums Written	2 Direct Premiums Earned										
1. Fire												
2.1 Allied lines												
2.2 Multiple peril crop												
2.3 Federal flood												
2.4 Private crop												
2.5 Private flood												
3. Farmowners multiple peril												
4. Homeowners multiple peril												
5.1 Commercial multiple peril (non-liability portion)												
5.2 Commercial multiple peril (liability portion)												
6. Mortgage guaranty												
8. Ocean marine												
9. Inland marine												
10. Financial guaranty												
11. Medical professional liability												
12. Earthquake												
13. Group accident and health (b)												
14. Credit accident and health (group and individual)												
15.1 Collectively renewable accident and health (b)												
15.2 Non-cancelable accident and health(b)												
15.3 Guaranteed renewable accident and health(b)												
15.4 Non-renewable for stated reasons only (b)												
15.5 Other accident only												
15.6 Medicare Title XVIII exempt from state taxes or fees												
15.7 All other accident and health (b)												
15.8 Federal employees health benefits plan premium (b)												
16. Workers' compensation												
17.1 Other Liability - occurrence												
17.2 Other Liability - claims made												
17.3 Excess workers' compensation												
18. Products liability												
19.1 Private passenger auto no-fault (personal injury protection)												
19.2 Other private passenger auto liability												
19.3 Commercial auto no-fault (personal injury protection)												
19.4 Other commercial auto liability												
21.1 Private passenger auto physical damage												
21.2 Commercial auto physical damage												
22. Aircraft (all perils)												
23. Fidelity												
24. Surety												
26. Burglary and theft												
27. Boiler and machinery												
28. Credit												
29. International												
30. Warranty												
34. Aggregate write-ins for other lines of business												
35. TOTALS (a)												
DETAILS OF WRITE-INS												
3401.												
3402.												
3403.												
3498. Summary of remaining write-ins for Line 34 from overflow page												
3499. Totals (Lines 3401 thru 3403 plus 3498)(Line 34 above)												

(a) Finance and service charges not included in Lines 1 to 35 \$

(b) For health business on indicated lines report: Number of persons insured under PPO managed care products and number of persons insured under indemnity only products

19, CA



ANNUAL STATEMENT FOR THE YEAR 2021 OF THE Safe Auto Value Insurance Company

EXHIBIT OF PREMIUMS AND LOSSES (Statutory Page 14)

NAIC Group Code 4940

BUSINESS IN THE STATE OF Colorado

DURING THE YEAR 2021

NAIC Company Code 16503

Table with 12 columns: Line of Business, Direct Premiums Written, Direct Premiums Earned, Dividends Paid or Credited to Policyholders on Direct Business, Direct Unearned Premium Reserves, Direct Losses Paid (deducting salvage), Direct Losses Incurred, Direct Losses Unpaid, Direct Defense and Cost Containment Expense Paid, Direct Defense and Cost Containment Expense Incurred, Direct Defense and Cost Containment Expense Unpaid, Commissions and Brokerage Expenses, Taxes, Licenses and Fees. Rows include various insurance categories like Fire, Multiple peril, Flood, etc., and a TOTALS row.

(a) Finance and service charges not included in Lines 1 to 35 \$

(b) For health business on indicated lines report: Number of persons insured under PPO managed care products and number of persons insured under indemnity only products

19 CO



ANNUAL STATEMENT FOR THE YEAR 2021 OF THE Safe Auto Value Insurance Company

EXHIBIT OF PREMIUMS AND LOSSES (Statutory Page 14)

NAIC Group Code 4940

BUSINESS IN THE STATE OF Connecticut

DURING THE YEAR 2021

NAIC Company Code 16503

Table with 12 columns: Line of Business, Direct Premiums Written, Direct Premiums Earned, Dividends Paid or Credited to Policyholders on Direct Business, Direct Unearned Premium Reserves, Direct Losses Paid (deducting salvage), Direct Losses Incurred, Direct Losses Unpaid, Direct Defense and Cost Containment Expense Paid, Direct Defense and Cost Containment Expense Incurred, Direct Defense and Cost Containment Expense Unpaid, Commissions and Brokerage Expenses, Taxes, Licenses and Fees. Rows include Fire, Multiple peril crop, Federal flood, Private crop, Private flood, Farmowners multiple peril, Homeowners multiple peril, Commercial multiple peril (non-liability and liability portions), Mortgage guaranty, Ocean marine, Inland marine, Financial guaranty, Medical professional liability, Earthquake, Group accident and health, Credit accident and health, Collectively renewable accident and health, Non-cancelable accident and health, Guaranteed renewable accident and health, Non-renewable for stated reasons only, Other accident only, Medicare Title XVIII exempt from state taxes or fees, All other accident and health, Federal employees health benefits plan premium, Workers' compensation, Other Liability - occurrence, Other Liability - claims made, Excess workers' compensation, Products liability, Private passenger auto no-fault (personal injury protection), Other private passenger auto liability, Commercial auto no-fault (personal injury protection), Other commercial auto liability, Private passenger auto physical damage, Commercial auto physical damage, Aircraft (all perils), Fidelity, Surety, Burglary and theft, Boiler and machinery, Credit, International, Warranty, Aggregate write-ins for other lines of business, TOTALS (a), DETAILS OF WRITE-INS, 3401-3403, 3498, 3499.

(a) Finance and service charges not included in Lines 1 to 35 \$

(b) For health business on indicated lines report: Number of persons insured under PPO managed care products and number of persons insured under indemnity only products

19 CT



ANNUAL STATEMENT FOR THE YEAR 2021 OF THE Safe Auto Value Insurance Company

EXHIBIT OF PREMIUMS AND LOSSES (Statutory Page 14)

NAIC Group Code 4940

BUSINESS IN THE STATE OF Delaware

DURING THE YEAR 2021

NAIC Company Code 16503

Line of Business	Gross Premiums, Including Policy and Membership Fees, Less Return Premiums and Premiums on Policies not Taken		3 Dividends Paid or Credited to Policyholders on Direct Business	4 Direct Unearned Premium Reserves	5 Direct Losses Paid (deducting salvage)	6 Direct Losses Incurred	7 Direct Losses Unpaid	8 Direct Defense and Cost Containment Expense Paid	9 Direct Defense and Cost Containment Expense Incurred	10 Direct Defense and Cost Containment Expense Unpaid	11 Commissions and Brokerage Expenses	12 Taxes, Licenses and Fees
	1 Direct Premiums Written	2 Direct Premiums Earned										
1. Fire												
2.1 Allied lines												
2.2 Multiple peril crop												
2.3 Federal flood												
2.4 Private crop												
2.5 Private flood												
3. Farmowners multiple peril												
4. Homeowners multiple peril												
5.1 Commercial multiple peril (non-liability portion)												
5.2 Commercial multiple peril (liability portion)												
6. Mortgage guaranty												
8. Ocean marine												
9. Inland marine												
10. Financial guaranty												
11. Medical professional liability												
12. Earthquake												
13. Group accident and health (b)												
14. Credit accident and health (group and individual)												
15.1 Collectively renewable accident and health (b)												
15.2 Non-cancelable accident and health(b)												
15.3 Guaranteed renewable accident and health(b)												
15.4 Non-renewable for stated reasons only (b)												
15.5 Other accident only												
15.6 Medicare Title XVIII exempt from state taxes or fees												
15.7 All other accident and health (b)												
15.8 Federal employees health benefits plan premium (b)												
16. Workers' compensation												
17.1 Other Liability - occurrence												
17.2 Other Liability - claims made												
17.3 Excess workers' compensation												
18. Products liability												
19.1 Private passenger auto no-fault (personal injury protection)												
19.2 Other private passenger auto liability												
19.3 Commercial auto no-fault (personal injury protection)												
19.4 Other commercial auto liability												
21.1 Private passenger auto physical damage												
21.2 Commercial auto physical damage												
22. Aircraft (all perils)												
23. Fidelity												
24. Surety												
26. Burglary and theft												
27. Boiler and machinery												
28. Credit												
29. International												
30. Warranty												
34. Aggregate write-ins for other lines of business												
35. TOTALS (a)												
DETAILS OF WRITE-INS												
3401.												
3402.												
3403.												
3498. Summary of remaining write-ins for Line 34 from overflow page												
3499. Totals (Lines 3401 thru 3403 plus 3498)(Line 34 above)												

(a) Finance and service charges not included in Lines 1 to 35 \$

(b) For health business on indicated lines report: Number of persons insured under PPO managed care products and number of persons insured under indemnity only products

19.DE



ANNUAL STATEMENT FOR THE YEAR 2021 OF THE Safe Auto Value Insurance Company

EXHIBIT OF PREMIUMS AND LOSSES (Statutory Page 14)

NAIC Group Code 4940

BUSINESS IN THE STATE OF District of Columbia

DURING THE YEAR 2021

NAIC Company Code 16503

Line of Business	Gross Premiums, Including Policy and Membership Fees, Less Return Premiums and Premiums on Policies not Taken		3 Dividends Paid or Credited to Policyholders on Direct Business	4 Direct Unearned Premium Reserves	5 Direct Losses Paid (deducting salvage)	6 Direct Losses Incurred	7 Direct Losses Unpaid	8 Direct Defense and Cost Containment Expense Paid	9 Direct Defense and Cost Containment Expense Incurred	10 Direct Defense and Cost Containment Expense Unpaid	11 Commissions and Brokerage Expenses	12 Taxes, Licenses and Fees
	1 Direct Premiums Written	2 Direct Premiums Earned										
1. Fire												
2.1 Allied lines												
2.2 Multiple peril crop												
2.3 Federal flood												
2.4 Private crop												
2.5 Private flood												
3. Farmowners multiple peril												
4. Homeowners multiple peril												
5.1 Commercial multiple peril (non-liability portion)												
5.2 Commercial multiple peril (liability portion)												
6. Mortgage guaranty												
8. Ocean marine												
9. Inland marine												
10. Financial guaranty												
11. Medical professional liability												
12. Earthquake												
13. Group accident and health (b)												
14. Credit accident and health (group and individual)												
15.1 Collectively renewable accident and health (b)												
15.2 Non-cancelable accident and health(b)												
15.3 Guaranteed renewable accident and health(b)												
15.4 Non-renewable for stated reasons only (b)												
15.5 Other accident only												
15.6 Medicare Title XVIII exempt from state taxes or fees												
15.7 All other accident and health (b)												
15.8 Federal employees health benefits plan premium (b)												
16. Workers' compensation												
17.1 Other Liability - occurrence												
17.2 Other Liability - claims made												
17.3 Excess workers' compensation												
18. Products liability												
19.1 Private passenger auto no-fault (personal injury protection)												
19.2 Other private passenger auto liability												
19.3 Commercial auto no-fault (personal injury protection)												
19.4 Other commercial auto liability												
21.1 Private passenger auto physical damage												
21.2 Commercial auto physical damage												
22. Aircraft (all perils)												
23. Fidelity												
24. Surety												
26. Burglary and theft												
27. Boiler and machinery												
28. Credit												
29. International												
30. Warranty												
34. Aggregate write-ins for other lines of business												
35. TOTALS (a)												
DETAILS OF WRITE-INS												
3401.												
3402.												
3403.												
3498. Summary of remaining write-ins for Line 34 from overflow page												
3499. Totals (Lines 3401 thru 3403 plus 3498)(Line 34 above)												

(a) Finance and service charges not included in Lines 1 to 35 \$

(b) For health business on indicated lines report: Number of persons insured under PPO managed care products and number of persons insured under indemnity only products

19.DC



ANNUAL STATEMENT FOR THE YEAR 2021 OF THE Safe Auto Value Insurance Company

EXHIBIT OF PREMIUMS AND LOSSES (Statutory Page 14)

NAIC Group Code 4940

BUSINESS IN THE STATE OF Florida

DURING THE YEAR 2021

NAIC Company Code 16503

Table with 12 columns: Line of Business, Direct Premiums Written, Direct Premiums Earned, Dividends Paid or Credited to Policyholders on Direct Business, Direct Unearned Premium Reserves, Direct Losses Paid (deducting salvage), Direct Losses Incurred, Direct Losses Unpaid, Direct Defense and Cost Containment Expense Paid, Direct Defense and Cost Containment Expense Incurred, Direct Defense and Cost Containment Expense Unpaid, Commissions and Brokerage Expenses, Taxes, Licenses and Fees. Rows include various insurance categories like Fire, Multiple peril, Flood, etc., and a TOTALS row.

(a) Finance and service charges not included in Lines 1 to 35 \$

(b) For health business on indicated lines report: Number of persons insured under PPO managed care products and number of persons insured under indemnity only products

19.FL



ANNUAL STATEMENT FOR THE YEAR 2021 OF THE Safe Auto Value Insurance Company

EXHIBIT OF PREMIUMS AND LOSSES (Statutory Page 14)

NAIC Group Code 4940

BUSINESS IN THE STATE OF Georgia

DURING THE YEAR 2021

NAIC Company Code 16503

Line of Business	Gross Premiums, Including Policy and Membership Fees, Less Return Premiums and Premiums on Policies not Taken		3 Dividends Paid or Credited to Policyholders on Direct Business	4 Direct Unearned Premium Reserves	5 Direct Losses Paid (deducting salvage)	6 Direct Losses Incurred	7 Direct Losses Unpaid	8 Direct Defense and Cost Containment Expense Paid	9 Direct Defense and Cost Containment Expense Incurred	10 Direct Defense and Cost Containment Expense Unpaid	11 Commissions and Brokerage Expenses	12 Taxes, Licenses and Fees
	1 Direct Premiums Written	2 Direct Premiums Earned										
1. Fire												
2.1 Allied lines												
2.2 Multiple peril crop												
2.3 Federal flood												
2.4 Private crop												
2.5 Private flood												
3. Farmowners multiple peril												
4. Homeowners multiple peril												
5.1 Commercial multiple peril (non-liability portion)												
5.2 Commercial multiple peril (liability portion)												
6. Mortgage guaranty												
8. Ocean marine												
9. Inland marine												
10. Financial guaranty												
11. Medical professional liability												
12. Earthquake												
13. Group accident and health (b)												
14. Credit accident and health (group and individual)												
15.1 Collectively renewable accident and health (b)												
15.2 Non-cancelable accident and health(b)												
15.3 Guaranteed renewable accident and health(b)												
15.4 Non-renewable for stated reasons only (b)												
15.5 Other accident only												
15.6 Medicare Title XVIII exempt from state taxes or fees												
15.7 All other accident and health (b)												
15.8 Federal employees health benefits plan premium (b)												
16. Workers' compensation												
17.1 Other Liability - occurrence												
17.2 Other Liability - claims made												
17.3 Excess workers' compensation												
18. Products liability												
19.1 Private passenger auto no-fault (personal injury protection)												
19.2 Other private passenger auto liability												
19.3 Commercial auto no-fault (personal injury protection)												
19.4 Other commercial auto liability												
21.1 Private passenger auto physical damage												
21.2 Commercial auto physical damage												
22. Aircraft (all perils)												
23. Fidelity												
24. Surety												
26. Burglary and theft												
27. Boiler and machinery												
28. Credit												
29. International												
30. Warranty												
34. Aggregate write-ins for other lines of business												
35. TOTALS (a)												
DETAILS OF WRITE-INS												
3401.												
3402.												
3403.												
3498. Summary of remaining write-ins for Line 34 from overflow page												
3499. Totals (Lines 3401 thru 3403 plus 3498)(Line 34 above)												

(a) Finance and service charges not included in Lines 1 to 35 \$

(b) For health business on indicated lines report: Number of persons insured under PPO managed care products and number of persons insured under indemnity only products

19.GA



ANNUAL STATEMENT FOR THE YEAR 2021 OF THE Safe Auto Value Insurance Company

EXHIBIT OF PREMIUMS AND LOSSES (Statutory Page 14)

NAIC Group Code 4940

BUSINESS IN THE STATE OF Hawaii

DURING THE YEAR 2021

NAIC Company Code 16503

Table with 12 columns: Line of Business, Direct Premiums Written, Direct Premiums Earned, Dividends Paid or Credited to Policyholders on Direct Business, Direct Unearned Premium Reserves, Direct Losses Paid (deducting salvage), Direct Losses Incurred, Direct Losses Unpaid, Direct Defense and Cost Containment Expense Paid, Direct Defense and Cost Containment Expense Incurred, Direct Defense and Cost Containment Expense Unpaid, Commissions and Brokerage Expenses, Taxes, Licenses and Fees. Rows include Fire, Multiple peril crop, Federal flood, Private crop, Private flood, Farmowners multiple peril, Homeowners multiple peril, Commercial multiple peril, Mortgage guaranty, Ocean marine, Inland marine, Financial guaranty, Medical professional liability, Earthquake, Group accident and health, Credit accident and health, Collectively renewable accident and health, Non-cancelable accident and health, Guaranteed renewable accident and health, Non-renewable for stated reasons only, Other accident only, Medicare Title XVIII exempt from state taxes or fees, All other accident and health, Federal employees health benefits plan premium, Workers' compensation, Other Liability - occurrence, Other Liability - claims made, Excess workers' compensation, Products liability, Private passenger auto no-fault (personal injury protection), Other private passenger auto liability, Commercial auto no-fault (personal injury protection), Other commercial auto liability, Private passenger auto physical damage, Commercial auto physical damage, Aircraft (all perils), Fidelity, Surety, Burglary and theft, Boiler and machinery, Credit, International, Warranty, Aggregate write-ins for other lines of business, TOTALS (a), DETAILS OF WRITE-INS, 3401, 3402, 3403, 3498, 3499.

(a) Finance and service charges not included in Lines 1 to 35 \$

(b) For health business on indicated lines report: Number of persons insured under PPO managed care products and number of persons insured under indemnity only products

19.HI



ANNUAL STATEMENT FOR THE YEAR 2021 OF THE Safe Auto Value Insurance Company

EXHIBIT OF PREMIUMS AND LOSSES (Statutory Page 14)

NAIC Group Code 4940

BUSINESS IN THE STATE OF Idaho

DURING THE YEAR 2021

NAIC Company Code 16503

Table with 12 columns: Line of Business, Direct Premiums Written, Direct Premiums Earned, Dividends Paid or Credited to Policyholders on Direct Business, Direct Unearned Premium Reserves, Direct Losses Paid (deducting salvage), Direct Losses Incurred, Direct Losses Unpaid, Direct Defense and Cost Containment Expense Paid, Direct Defense and Cost Containment Expense Incurred, Direct Defense and Cost Containment Expense Unpaid, Commissions and Brokerage Expenses, Taxes, Licenses and Fees. Rows include various insurance categories like Fire, Multiple peril crop, Commercial multiple peril, etc.

(a) Finance and service charges not included in Lines 1 to 35 \$
(b) For health business on indicated lines report: Number of persons insured under PPO managed care products and number of persons insured under indemnity only products

191D



ANNUAL STATEMENT FOR THE YEAR 2021 OF THE Safe Auto Value Insurance Company

EXHIBIT OF PREMIUMS AND LOSSES (Statutory Page 14)

NAIC Group Code 4940

BUSINESS IN THE STATE OF Illinois

DURING THE YEAR 2021

NAIC Company Code 16503

Line of Business	Gross Premiums, Including Policy and Membership Fees, Less Return Premiums and Premiums on Policies not Taken		3 Dividends Paid or Credited to Policyholders on Direct Business	4 Direct Unearned Premium Reserves	5 Direct Losses Paid (deducting salvage)	6 Direct Losses Incurred	7 Direct Losses Unpaid	8 Direct Defense and Cost Containment Expense Paid	9 Direct Defense and Cost Containment Expense Incurred	10 Direct Defense and Cost Containment Expense Unpaid	11 Commissions and Brokerage Expenses	12 Taxes, Licenses and Fees
	1 Direct Premiums Written	2 Direct Premiums Earned										
1. Fire												
2.1 Allied lines												
2.2 Multiple peril crop												
2.3 Federal flood												
2.4 Private crop												
2.5 Private flood												
3. Farmowners multiple peril												
4. Homeowners multiple peril												
5.1 Commercial multiple peril (non-liability portion)												
5.2 Commercial multiple peril (liability portion)												
6. Mortgage guaranty												
8. Ocean marine												
9. Inland marine												
10. Financial guaranty												
11. Medical professional liability												
12. Earthquake												
13. Group accident and health (b)												
14. Credit accident and health (group and individual)												
15.1 Collectively renewable accident and health (b)												
15.2 Non-cancelable accident and health(b)												
15.3 Guaranteed renewable accident and health(b)												
15.4 Non-renewable for stated reasons only (b)												
15.5 Other accident only												
15.6 Medicare Title XVIII exempt from state taxes or fees												
15.7 All other accident and health (b)												
15.8 Federal employees health benefits plan premium (b)												
16. Workers' compensation												
17.1 Other Liability - occurrence												
17.2 Other Liability - claims made												
17.3 Excess workers' compensation												
18. Products liability												
19.1 Private passenger auto no-fault (personal injury protection)												
19.2 Other private passenger auto liability												400
19.3 Commercial auto no-fault (personal injury protection)												
19.4 Other commercial auto liability												
21.1 Private passenger auto physical damage												
21.2 Commercial auto physical damage												
22. Aircraft (all perils)												
23. Fidelity												
24. Surety												
26. Burglary and theft												
27. Boiler and machinery												
28. Credit												
29. International												
30. Warranty												
34. Aggregate write-ins for other lines of business												
35. TOTALS (a)												400
DETAILS OF WRITE-INS												
3401.												
3402.												
3403.												
3498. Summary of remaining write-ins for Line 34 from overflow page												
3499. Totals (Lines 3401 thru 3403 plus 3498)(Line 34 above)												

(a) Finance and service charges not included in Lines 1 to 35 \$

(b) For health business on indicated lines report: Number of persons insured under PPO managed care products and number of persons insured under indemnity only products

19.1L



ANNUAL STATEMENT FOR THE YEAR 2021 OF THE Safe Auto Value Insurance Company

EXHIBIT OF PREMIUMS AND LOSSES (Statutory Page 14)

NAIC Group Code 4940

BUSINESS IN THE STATE OF Indiana

DURING THE YEAR 2021

NAIC Company Code 16503

Table with 12 columns: Line of Business, Direct Premiums Written, Direct Premiums Earned, Dividends Paid or Credited to Policyholders on Direct Business, Direct Unearned Premium Reserves, Direct Losses Paid (deducting salvage), Direct Losses Incurred, Direct Losses Unpaid, Direct Defense and Cost Containment Expense Paid, Direct Defense and Cost Containment Expense Incurred, Direct Defense and Cost Containment Expense Unpaid, Commissions and Brokerage Expenses, Taxes, Licenses and Fees. Rows include various insurance categories like Fire, Multiple peril, Flood, etc., and a TOTALS row at the bottom.

(a) Finance and service charges not included in Lines 1 to 35 \$
(b) For health business on indicated lines report: Number of persons insured under PPO managed care products and number of persons insured under indemnity only products

19 IN



ANNUAL STATEMENT FOR THE YEAR 2021 OF THE Safe Auto Value Insurance Company

EXHIBIT OF PREMIUMS AND LOSSES (Statutory Page 14)

NAIC Group Code 4940

BUSINESS IN THE STATE OF Iowa

DURING THE YEAR 2021

NAIC Company Code 16503

Table with 12 columns: Line of Business, Direct Premiums Written, Direct Premiums Earned, Dividends Paid or Credited to Policyholders on Direct Business, Direct Unearned Premium Reserves, Direct Losses Paid (deducting salvage), Direct Losses Incurred, Direct Losses Unpaid, Direct Defense and Cost Containment Expense Paid, Direct Defense and Cost Containment Expense Incurred, Direct Defense and Cost Containment Expense Unpaid, Commissions and Brokerage Expenses, Taxes, Licenses and Fees. Rows include various insurance categories like Fire, Multiple peril, Commercial multiple peril, etc.

(a) Finance and service charges not included in Lines 1 to 35 \$

(b) For health business on indicated lines report: Number of persons insured under PPO managed care products and number of persons insured under indemnity only products

191A



ANNUAL STATEMENT FOR THE YEAR 2021 OF THE Safe Auto Value Insurance Company

EXHIBIT OF PREMIUMS AND LOSSES (Statutory Page 14)

NAIC Group Code 4940

BUSINESS IN THE STATE OF Kansas

DURING THE YEAR 2021

NAIC Company Code 16503

Table with 12 columns: Line of Business, Direct Premiums Written, Direct Premiums Earned, Dividends Paid or Credited to Policyholders on Direct Business, Direct Unearned Premium Reserves, Direct Losses Paid (deducting salvage), Direct Losses Incurred, Direct Losses Unpaid, Direct Defense and Cost Containment Expense Paid, Direct Defense and Cost Containment Expense Incurred, Direct Defense and Cost Containment Expense Unpaid, Commissions and Brokerage Expenses, Taxes, Licenses and Fees. Rows include Fire, Multiple peril crop, Federal flood, Private crop, Private flood, Farmowners multiple peril, Homeowners multiple peril, Commercial multiple peril (non-liability and liability portions), Mortgage guaranty, Ocean marine, Inland marine, Financial guaranty, Medical professional liability, Earthquake, Group accident and health, Credit accident and health, Collectively renewable accident and health, Non-cancelable accident and health, Guaranteed renewable accident and health, Non-renewable for stated reasons only, Other accident only, Medicare Title XVIII exempt from state taxes or fees, All other accident and health, Federal employees health benefits plan premium, Workers' compensation, Other Liability - occurrence, Other Liability - claims made, Excess workers' compensation, Products liability, Private passenger auto no-fault (personal injury protection), Other private passenger auto liability, Commercial auto no-fault (personal injury protection), Other commercial auto liability, Private passenger auto physical damage, Commercial auto physical damage, Aircraft (all perils), Fidelity, Surety, Burglary and theft, Boiler and machinery, Credit, International, Warranty, Aggregate write-ins for other lines of business, TOTALS (a), DETAILS OF WRITE-INS, 3401-3403, 3498, 3499.

(a) Finance and service charges not included in Lines 1 to 35 \$

(b) For health business on indicated lines report: Number of persons insured under PPO managed care products and number of persons insured under indemnity only products

19 KS



ANNUAL STATEMENT FOR THE YEAR 2021 OF THE Safe Auto Value Insurance Company

EXHIBIT OF PREMIUMS AND LOSSES (Statutory Page 14)

NAIC Group Code 4940

BUSINESS IN THE STATE OF Kentucky

DURING THE YEAR 2021

NAIC Company Code 16503

Table with 12 columns: Line of Business, Direct Premiums Written, Direct Premiums Earned, Dividends Paid or Credited to Policyholders on Direct Business, Direct Unearned Premium Reserves, Direct Losses Paid (deducting salvage), Direct Losses Incurred, Direct Losses Unpaid, Direct Defense and Cost Containment Expense Paid, Direct Defense and Cost Containment Expense Incurred, Direct Defense and Cost Containment Expense Unpaid, Commissions and Brokerage Expenses, Taxes, Licenses and Fees. Rows include various insurance categories like Fire, Multiple peril, Flood, etc., and a TOTALS row at the bottom.

19 KY

(a) Finance and service charges not included in Lines 1 to 35 \$ (b) For health business on indicated lines report: Number of persons insured under PPO managed care products and number of persons insured under indemnity only products



ANNUAL STATEMENT FOR THE YEAR 2021 OF THE Safe Auto Value Insurance Company

EXHIBIT OF PREMIUMS AND LOSSES (Statutory Page 14)

NAIC Group Code 4940

BUSINESS IN THE STATE OF Louisiana

DURING THE YEAR 2021

NAIC Company Code 16503

Table with 12 columns: Line of Business, Direct Premiums Written, Direct Premiums Earned, Dividends Paid or Credited to Policyholders on Direct Business, Direct Unearned Premium Reserves, Direct Losses Paid (deducting salvage), Direct Losses Incurred, Direct Losses Unpaid, Direct Defense and Cost Containment Expense Paid, Direct Defense and Cost Containment Expense Incurred, Direct Defense and Cost Containment Expense Unpaid, Commissions and Brokerage Expenses, Taxes, Licenses and Fees. Rows include Fire, Multiple peril crop, Federal flood, Private crop, Private flood, Farmowners multiple peril, Homeowners multiple peril, Commercial multiple peril (non-liability and liability portions), Mortgage guaranty, Ocean marine, Inland marine, Financial guaranty, Medical professional liability, Earthquake, Group accident and health, Credit accident and health, Collectively renewable accident and health, Non-cancelable accident and health, Guaranteed renewable accident and health, Non-renewable for stated reasons only, Other accident only, Medicare Title XVIII exempt from state taxes or fees, All other accident and health, Federal employees health benefits plan premium, Workers' compensation, Other Liability - occurrence, Other Liability - claims made, Excess workers' compensation, Products liability, Private passenger auto no-fault (personal injury protection), Other private passenger auto liability, Commercial auto no-fault (personal injury protection), Other commercial auto liability, Private passenger auto physical damage, Commercial auto physical damage, Aircraft (all perils), Fidelity, Surety, Burglary and theft, Boiler and machinery, Credit, International, Warranty, Aggregate write-ins for other lines of business, TOTALS (a), DETAILS OF WRITE-INS, 3401-3403, 3498, 3499.

19.LA

(a) Finance and service charges not included in Lines 1 to 35 \$

(b) For health business on indicated lines report: Number of persons insured under PPO managed care products and number of persons insured under indemnity only products



ANNUAL STATEMENT FOR THE YEAR 2021 OF THE Safe Auto Value Insurance Company

EXHIBIT OF PREMIUMS AND LOSSES (Statutory Page 14)

NAIC Group Code 4940

BUSINESS IN THE STATE OF Maine

DURING THE YEAR 2021

NAIC Company Code 16503

Line of Business	Gross Premiums, Including Policy and Membership Fees, Less Return Premiums and Premiums on Policies not Taken		3 Dividends Paid or Credited to Policyholders on Direct Business	4 Direct Unearned Premium Reserves	5 Direct Losses Paid (deducting salvage)	6 Direct Losses Incurred	7 Direct Losses Unpaid	8 Direct Defense and Cost Containment Expense Paid	9 Direct Defense and Cost Containment Expense Incurred	10 Direct Defense and Cost Containment Expense Unpaid	11 Commissions and Brokerage Expenses	12 Taxes, Licenses and Fees
	1 Direct Premiums Written	2 Direct Premiums Earned										
1. Fire												
2.1 Allied lines												
2.2 Multiple peril crop												
2.3 Federal flood												
2.4 Private crop												
2.5 Private flood												
3. Farmowners multiple peril												
4. Homeowners multiple peril												
5.1 Commercial multiple peril (non-liability portion)												
5.2 Commercial multiple peril (liability portion)												
6. Mortgage guaranty												
8. Ocean marine												
9. Inland marine												
10. Financial guaranty												
11. Medical professional liability												
12. Earthquake												
13. Group accident and health (b)												
14. Credit accident and health (group and individual)												
15.1 Collectively renewable accident and health (b)												
15.2 Non-cancelable accident and health(b)												
15.3 Guaranteed renewable accident and health(b)												
15.4 Non-renewable for stated reasons only (b)												
15.5 Other accident only												
15.6 Medicare Title XVIII exempt from state taxes or fees												
15.7 All other accident and health (b)												
15.8 Federal employees health benefits plan premium (b)												
16. Workers' compensation												
17.1 Other Liability - occurrence												
17.2 Other Liability - claims made												
17.3 Excess workers' compensation												
18. Products liability												
19.1 Private passenger auto no-fault (personal injury protection)												
19.2 Other private passenger auto liability												
19.3 Commercial auto no-fault (personal injury protection)												
19.4 Other commercial auto liability												
21.1 Private passenger auto physical damage												
21.2 Commercial auto physical damage												
22. Aircraft (all perils)												
23. Fidelity												
24. Surety												
26. Burglary and theft												
27. Boiler and machinery												
28. Credit												
29. International												
30. Warranty												
34. Aggregate write-ins for other lines of business												
35. TOTALS (a)												
DETAILS OF WRITE-INS												
3401.												
3402.												
3403.												
3498. Summary of remaining write-ins for Line 34 from overflow page												
3499. Totals (Lines 3401 thru 3403 plus 3498)(Line 34 above)												

(a) Finance and service charges not included in Lines 1 to 35 \$

(b) For health business on indicated lines report: Number of persons insured under PPO managed care products and number of persons insured under indemnity only products

19 ME



ANNUAL STATEMENT FOR THE YEAR 2021 OF THE Safe Auto Value Insurance Company

EXHIBIT OF PREMIUMS AND LOSSES (Statutory Page 14)

NAIC Group Code 4940

BUSINESS IN THE STATE OF Maryland

DURING THE YEAR 2021

NAIC Company Code 16503

Table with 12 columns: Line of Business, Direct Premiums Written, Direct Premiums Earned, Dividends Paid or Credited to Policyholders on Direct Business, Direct Unearned Premium Reserves, Direct Losses Paid (deducting salvage), Direct Losses Incurred, Direct Losses Unpaid, Direct Defense and Cost Containment Expense Paid, Direct Defense and Cost Containment Expense Incurred, Direct Defense and Cost Containment Expense Unpaid, Commissions and Brokerage Expenses, Taxes, Licenses and Fees. Rows include Fire, Multiple peril crop, Federal flood, etc., and a TOTALS row.

(a) Finance and service charges not included in Lines 1 to 35 \$

(b) For health business on indicated lines report: Number of persons insured under PPO managed care products and number of persons insured under indemnity only products

19.MD



ANNUAL STATEMENT FOR THE YEAR 2021 OF THE Safe Auto Value Insurance Company

EXHIBIT OF PREMIUMS AND LOSSES (Statutory Page 14)

NAIC Group Code 4940

BUSINESS IN THE STATE OF Massachusetts

DURING THE YEAR 2021

NAIC Company Code 16503

Table with 12 columns: Line of Business, Direct Premiums Written, Direct Premiums Earned, Dividends Paid or Credited to Policyholders on Direct Business, Direct Unearned Premium Reserves, Direct Losses Paid (deducting salvage), Direct Losses Incurred, Direct Losses Unpaid, Direct Defense and Cost Containment Expense Paid, Direct Defense and Cost Containment Expense Incurred, Direct Defense and Cost Containment Expense Unpaid, Commissions and Brokerage Expenses, Taxes, Licenses and Fees. Rows include Fire, Multiple peril crop, Federal flood, Private crop, Private flood, Farmowners multiple peril, Homeowners multiple peril, Commercial multiple peril (non-liability portion), Commercial multiple peril (liability portion), Mortgage guaranty, Ocean marine, Inland marine, Financial guaranty, Medical professional liability, Earthquake, Group accident and health (b), Credit accident and health (group and individual), Collectively renewable accident and health (b), Non-cancelable accident and health(b), Guaranteed renewable accident and health(b), Non-renewable for stated reasons only (b), Other accident only, Medicare Title XVIII exempt from state taxes or fees, All other accident and health (b), Federal employees health benefits plan premium (b), Workers' compensation, Other Liability - occurrence, Other Liability - claims made, Excess workers' compensation, Products liability, Private passenger auto no-fault (personal injury protection), Other private passenger auto liability, Commercial auto no-fault (personal injury protection), Other commercial auto liability, Private passenger auto physical damage, Commercial auto physical damage, Aircraft (all perils), Fidelity, Surety, Burglary and theft, Boiler and machinery, Credit, International, Warranty, Aggregate write-ins for other lines of business, TOTALS (a), DETAILS OF WRITE-INS, 3401, 3402, 3403, 3498, 3499.

(a) Finance and service charges not included in Lines 1 to 35 \$

(b) For health business on indicated lines report: Number of persons insured under PPO managed care products and number of persons insured under indemnity only products

19 MA



ANNUAL STATEMENT FOR THE YEAR 2021 OF THE Safe Auto Value Insurance Company

EXHIBIT OF PREMIUMS AND LOSSES (Statutory Page 14)

NAIC Group Code 4940

BUSINESS IN THE STATE OF Michigan

DURING THE YEAR 2021

NAIC Company Code 16503

Table with 12 columns: Line of Business, Direct Premiums Written, Direct Premiums Earned, Dividends Paid or Credited to Policyholders on Direct Business, Direct Unearned Premium Reserves, Direct Losses Paid (deducting salvage), Direct Losses Incurred, Direct Losses Unpaid, Direct Defense and Cost Containment Expense Paid, Direct Defense and Cost Containment Expense Incurred, Direct Defense and Cost Containment Expense Unpaid, Commissions and Brokerage Expenses, Taxes, Licenses and Fees. Rows include various insurance lines like Fire, Multiple peril crop, Commercial multiple peril, etc.

(a) Finance and service charges not included in Lines 1 to 35 \$

(b) For health business on indicated lines report: Number of persons insured under PPO managed care products and number of persons insured under indemnity only products

19.MI



ANNUAL STATEMENT FOR THE YEAR 2021 OF THE Safe Auto Value Insurance Company

EXHIBIT OF PREMIUMS AND LOSSES (Statutory Page 14)

NAIC Group Code 4940

BUSINESS IN THE STATE OF Minnesota

DURING THE YEAR 2021

NAIC Company Code 16503

Table with 12 columns: Line of Business, Direct Premiums Written, Direct Premiums Earned, Dividends Paid or Credited to Policyholders on Direct Business, Direct Unearned Premium Reserves, Direct Losses Paid (deducting salvage), Direct Losses Incurred, Direct Losses Unpaid, Direct Defense and Cost Containment Expense Paid, Direct Defense and Cost Containment Expense Incurred, Direct Defense and Cost Containment Expense Unpaid, Commissions and Brokerage Expenses, Taxes, Licenses and Fees. Rows include various insurance lines like Fire, Multiple peril crop, Commercial multiple peril, etc.

19 MN

(a) Finance and service charges not included in Lines 1 to 35 \$ (b) For health business on indicated lines report: Number of persons insured under PPO managed care products and number of persons insured under indemnity only products



ANNUAL STATEMENT FOR THE YEAR 2021 OF THE Safe Auto Value Insurance Company

EXHIBIT OF PREMIUMS AND LOSSES (Statutory Page 14)

NAIC Group Code 4940

BUSINESS IN THE STATE OF Mississippi

DURING THE YEAR 2021

NAIC Company Code 16503

Table with 12 columns: Line of Business, Direct Premiums Written, Direct Premiums Earned, Dividends Paid or Credited to Policyholders on Direct Business, Direct Unearned Premium Reserves, Direct Losses Paid (deducting salvage), Direct Losses Incurred, Direct Losses Unpaid, Direct Defense and Cost Containment Expense Paid, Direct Defense and Cost Containment Expense Incurred, Direct Defense and Cost Containment Expense Unpaid, Commissions and Brokerage Expenses, Taxes, Licenses and Fees. Rows include various insurance categories like Fire, Multiple peril, Flood, etc., and a TOTALS row.

(a) Finance and service charges not included in Lines 1 to 35 \$

(b) For health business on indicated lines report: Number of persons insured under PPO managed care products and number of persons insured under indemnity only products

19 MS



ANNUAL STATEMENT FOR THE YEAR 2021 OF THE Safe Auto Value Insurance Company

EXHIBIT OF PREMIUMS AND LOSSES (Statutory Page 14)

NAIC Group Code 4940

BUSINESS IN THE STATE OF Missouri

DURING THE YEAR 2021

NAIC Company Code 16503

Table with 12 columns: Line of Business, Direct Premiums Written, Direct Premiums Earned, Dividends Paid or Credited to Policyholders on Direct Business, Direct Unearned Premium Reserves, Direct Losses Paid (deducting salvage), Direct Losses Incurred, Direct Losses Unpaid, Direct Defense and Cost Containment Expense Paid, Direct Defense and Cost Containment Expense Incurred, Direct Defense and Cost Containment Expense Unpaid, Commissions and Brokerage Expenses, Taxes, Licenses and Fees. Rows include various insurance lines like Fire, Multiple peril crop, Commercial multiple peril, etc.

(a) Finance and service charges not included in Lines 1 to 35 \$

(b) For health business on indicated lines report: Number of persons insured under PPO managed care products and number of persons insured under indemnity only products

19 MO



ANNUAL STATEMENT FOR THE YEAR 2021 OF THE Safe Auto Value Insurance Company

EXHIBIT OF PREMIUMS AND LOSSES (Statutory Page 14)

NAIC Group Code 4940

BUSINESS IN THE STATE OF Montana

DURING THE YEAR 2021

NAIC Company Code 16503

Line of Business	Gross Premiums, Including Policy and Membership Fees, Less Return Premiums and Premiums on Policies not Taken		3 Dividends Paid or Credited to Policyholders on Direct Business	4 Direct Unearned Premium Reserves	5 Direct Losses Paid (deducting salvage)	6 Direct Losses Incurred	7 Direct Losses Unpaid	8 Direct Defense and Cost Containment Expense Paid	9 Direct Defense and Cost Containment Expense Incurred	10 Direct Defense and Cost Containment Expense Unpaid	11 Commissions and Brokerage Expenses	12 Taxes, Licenses and Fees
	1 Direct Premiums Written	2 Direct Premiums Earned										
1. Fire												
2.1 Allied lines												
2.2 Multiple peril crop												
2.3 Federal flood												
2.4 Private crop												
2.5 Private flood												
3. Farmowners multiple peril												
4. Homeowners multiple peril												
5.1 Commercial multiple peril (non-liability portion)												
5.2 Commercial multiple peril (liability portion)												
6. Mortgage guaranty												
8. Ocean marine												
9. Inland marine												
10. Financial guaranty												
11. Medical professional liability												
12. Earthquake												
13. Group accident and health (b)												
14. Credit accident and health (group and individual)												
15.1 Collectively renewable accident and health (b)												
15.2 Non-cancelable accident and health(b)												
15.3 Guaranteed renewable accident and health(b)												
15.4 Non-renewable for stated reasons only (b)												
15.5 Other accident only												
15.6 Medicare Title XVIII exempt from state taxes or fees												
15.7 All other accident and health (b)												
15.8 Federal employees health benefits plan premium (b)												
16. Workers' compensation												
17.1 Other Liability - occurrence												
17.2 Other Liability - claims made												
17.3 Excess workers' compensation												
18. Products liability												
19.1 Private passenger auto no-fault (personal injury protection)												
19.2 Other private passenger auto liability												
19.3 Commercial auto no-fault (personal injury protection)												
19.4 Other commercial auto liability												
21.1 Private passenger auto physical damage												
21.2 Commercial auto physical damage												
22. Aircraft (all perils)												
23. Fidelity												
24. Surety												
26. Burglary and theft												
27. Boiler and machinery												
28. Credit												
29. International												
30. Warranty												
34. Aggregate write-ins for other lines of business												
35. TOTALS (a)												
DETAILS OF WRITE-INS												
3401.												
3402.												
3403.												
3498. Summary of remaining write-ins for Line 34 from overflow page												
3499. Totals (Lines 3401 thru 3403 plus 3498)(Line 34 above)												

(a) Finance and service charges not included in Lines 1 to 35 \$

(b) For health business on indicated lines report: Number of persons insured under PPO managed care products and number of persons insured under indemnity only products

19 MT



ANNUAL STATEMENT FOR THE YEAR 2021 OF THE Safe Auto Value Insurance Company

EXHIBIT OF PREMIUMS AND LOSSES (Statutory Page 14)

NAIC Group Code 4940

BUSINESS IN THE STATE OF Nebraska

DURING THE YEAR 2021

NAIC Company Code 16503

Line of Business	Gross Premiums, Including Policy and Membership Fees, Less Return Premiums and Premiums on Policies not Taken		3 Dividends Paid or Credited to Policyholders on Direct Business	4 Direct Unearned Premium Reserves	5 Direct Losses Paid (deducting salvage)	6 Direct Losses Incurred	7 Direct Losses Unpaid	8 Direct Defense and Cost Containment Expense Paid	9 Direct Defense and Cost Containment Expense Incurred	10 Direct Defense and Cost Containment Expense Unpaid	11 Commissions and Brokerage Expenses	12 Taxes, Licenses and Fees
	1 Direct Premiums Written	2 Direct Premiums Earned										
1. Fire												
2.1 Allied lines												
2.2 Multiple peril crop												
2.3 Federal flood												
2.4 Private crop												
2.5 Private flood												
3. Farmowners multiple peril												
4. Homeowners multiple peril												
5.1 Commercial multiple peril (non-liability portion)												
5.2 Commercial multiple peril (liability portion)												
6. Mortgage guaranty												
8. Ocean marine												
9. Inland marine												
10. Financial guaranty												
11. Medical professional liability												
12. Earthquake												
13. Group accident and health (b)												
14. Credit accident and health (group and individual)												
15.1 Collectively renewable accident and health (b)												
15.2 Non-cancelable accident and health(b)												
15.3 Guaranteed renewable accident and health(b)												
15.4 Non-renewable for stated reasons only (b)												
15.5 Other accident only												
15.6 Medicare Title XVIII exempt from state taxes or fees												
15.7 All other accident and health (b)												
15.8 Federal employees health benefits plan premium (b)												
16. Workers' compensation												
17.1 Other Liability - occurrence												
17.2 Other Liability - claims made												
17.3 Excess workers' compensation												
18. Products liability												
19.1 Private passenger auto no-fault (personal injury protection)												
19.2 Other private passenger auto liability												
19.3 Commercial auto no-fault (personal injury protection)												
19.4 Other commercial auto liability												
21.1 Private passenger auto physical damage												
21.2 Commercial auto physical damage												
22. Aircraft (all perils)												
23. Fidelity												
24. Surety												
26. Burglary and theft												
27. Boiler and machinery												
28. Credit												
29. International												
30. Warranty												
34. Aggregate write-ins for other lines of business												
35. TOTALS (a)												
DETAILS OF WRITE-INS												
3401.												
3402.												
3403.												
3498. Summary of remaining write-ins for Line 34 from overflow page												
3499. Totals (Lines 3401 thru 3403 plus 3498)(Line 34 above)												

(a) Finance and service charges not included in Lines 1 to 35 \$

(b) For health business on indicated lines report: Number of persons insured under PPO managed care products and number of persons insured under indemnity only products

19 NIE



ANNUAL STATEMENT FOR THE YEAR 2021 OF THE Safe Auto Value Insurance Company

EXHIBIT OF PREMIUMS AND LOSSES (Statutory Page 14)

NAIC Group Code 4940

BUSINESS IN THE STATE OF Nevada

DURING THE YEAR 2021

NAIC Company Code 16503

Line of Business	Gross Premiums, Including Policy and Membership Fees, Less Return Premiums and Premiums on Policies not Taken		3 Dividends Paid or Credited to Policyholders on Direct Business	4 Direct Unearned Premium Reserves	5 Direct Losses Paid (deducting salvage)	6 Direct Losses Incurred	7 Direct Losses Unpaid	8 Direct Defense and Cost Containment Expense Paid	9 Direct Defense and Cost Containment Expense Incurred	10 Direct Defense and Cost Containment Expense Unpaid	11 Commissions and Brokerage Expenses	12 Taxes, Licenses and Fees
	1 Direct Premiums Written	2 Direct Premiums Earned										
1. Fire												
2.1 Allied lines												
2.2 Multiple peril crop												
2.3 Federal flood												
2.4 Private crop												
2.5 Private flood												
3. Farmowners multiple peril												
4. Homeowners multiple peril												
5.1 Commercial multiple peril (non-liability portion)												
5.2 Commercial multiple peril (liability portion)												
6. Mortgage guaranty												
8. Ocean marine												
9. Inland marine												
10. Financial guaranty												
11. Medical professional liability												
12. Earthquake												
13. Group accident and health (b)												
14. Credit accident and health (group and individual)												
15.1 Collectively renewable accident and health (b)												
15.2 Non-cancelable accident and health(b)												
15.3 Guaranteed renewable accident and health(b)												
15.4 Non-renewable for stated reasons only (b)												
15.5 Other accident only												
15.6 Medicare Title XVIII exempt from state taxes or fees												
15.7 All other accident and health (b)												
15.8 Federal employees health benefits plan premium (b)												
16. Workers' compensation												
17.1 Other Liability - occurrence												
17.2 Other Liability - claims made												
17.3 Excess workers' compensation												
18. Products liability												
19.1 Private passenger auto no-fault (personal injury protection)												
19.2 Other private passenger auto liability												
19.3 Commercial auto no-fault (personal injury protection)												
19.4 Other commercial auto liability												
21.1 Private passenger auto physical damage												
21.2 Commercial auto physical damage												
22. Aircraft (all perils)												
23. Fidelity												
24. Surety												
26. Burglary and theft												
27. Boiler and machinery												
28. Credit												
29. International												
30. Warranty												
34. Aggregate write-ins for other lines of business												
35. TOTALS (a)												
DETAILS OF WRITE-INS												
3401.												
3402.												
3403.												
3498. Summary of remaining write-ins for Line 34 from overflow page												
3499. Totals (Lines 3401 thru 3403 plus 3498)(Line 34 above)												

(a) Finance and service charges not included in Lines 1 to 35 \$

(b) For health business on indicated lines report: Number of persons insured under PPO managed care products and number of persons insured under indemnity only products

19 NV



ANNUAL STATEMENT FOR THE YEAR 2021 OF THE Safe Auto Value Insurance Company

EXHIBIT OF PREMIUMS AND LOSSES (Statutory Page 14)

NAIC Group Code 4940

BUSINESS IN THE STATE OF New Hampshire

DURING THE YEAR 2021

NAIC Company Code 16503

Table with 12 columns: Line of Business, Direct Premiums Written, Direct Premiums Earned, Dividends Paid or Credited to Policyholders on Direct Business, Direct Unearned Premium Reserves, Direct Losses Paid (deducting salvage), Direct Losses Incurred, Direct Losses Unpaid, Direct Defense and Cost Containment Expense Paid, Direct Defense and Cost Containment Expense Incurred, Direct Defense and Cost Containment Expense Unpaid, Commissions and Brokerage Expenses, Taxes, Licenses and Fees. Rows include various insurance categories like Fire, Multiple peril, Flood, etc., and a TOTALS row.

(a) Finance and service charges not included in Lines 1 to 35 \$

(b) For health business on indicated lines report: Number of persons insured under PPO managed care products and number of persons insured under indemnity only products

19 NH



ANNUAL STATEMENT FOR THE YEAR 2021 OF THE Safe Auto Value Insurance Company

EXHIBIT OF PREMIUMS AND LOSSES (Statutory Page 14)

NAIC Group Code 4940

BUSINESS IN THE STATE OF New Jersey

DURING THE YEAR 2021

NAIC Company Code 16503

Table with 12 columns: Line of Business, Direct Premiums Written, Direct Premiums Earned, Dividends Paid or Credited to Policyholders on Direct Business, Direct Unearned Premium Reserves, Direct Losses Paid (deducting salvage), Direct Losses Incurred, Direct Losses Unpaid, Direct Defense and Cost Containment Expense Paid, Direct Defense and Cost Containment Expense Incurred, Direct Defense and Cost Containment Expense Unpaid, Commissions and Brokerage Expenses, Taxes, Licenses and Fees. Rows include various insurance categories like Fire, Multiple peril, Flood, etc., and a 'TOTALS' row.

(a) Finance and service charges not included in Lines 1 to 35 \$

(b) For health business on indicated lines report: Number of persons insured under PPO managed care products and number of persons insured under indemnity only products

19 NJ



ANNUAL STATEMENT FOR THE YEAR 2021 OF THE Safe Auto Value Insurance Company

EXHIBIT OF PREMIUMS AND LOSSES (Statutory Page 14)

NAIC Group Code 4940

BUSINESS IN THE STATE OF New Mexico

DURING THE YEAR 2021

NAIC Company Code 16503

Table with 12 columns: Line of Business, Direct Premiums Written, Direct Premiums Earned, Dividends Paid or Credited to Policyholders on Direct Business, Direct Unearned Premium Reserves, Direct Losses Paid (deducting salvage), Direct Losses Incurred, Direct Losses Unpaid, Direct Defense and Cost Containment Expense Paid, Direct Defense and Cost Containment Expense Incurred, Direct Defense and Cost Containment Expense Unpaid, Commissions and Brokerage Expenses, Taxes, Licenses and Fees. Rows include various insurance categories like Fire, Multiple peril, Flood, etc., and a TOTALS row.

19 NM

(a) Finance and service charges not included in Lines 1 to 35 \$ (b) For health business on indicated lines report: Number of persons insured under PPO managed care products and number of persons insured under indemnity only products



ANNUAL STATEMENT FOR THE YEAR 2021 OF THE Safe Auto Value Insurance Company

EXHIBIT OF PREMIUMS AND LOSSES (Statutory Page 14)

NAIC Group Code 4940

BUSINESS IN THE STATE OF New York

DURING THE YEAR 2021

NAIC Company Code 16503

Table with 12 columns: Line of Business, Direct Premiums Written, Direct Premiums Earned, Dividends Paid or Credited to Policyholders on Direct Business, Direct Unearned Premium Reserves, Direct Losses Paid (deducting salvage), Direct Losses Incurred, Direct Losses Unpaid, Direct Defense and Cost Containment Expense Paid, Direct Defense and Cost Containment Expense Incurred, Direct Defense and Cost Containment Expense Unpaid, Commissions and Brokerage Expenses, Taxes, Licenses and Fees. Rows include various insurance lines like Fire, Multiple peril crop, Commercial multiple peril, etc.

19 NY

(a) Finance and service charges not included in Lines 1 to 35 \$ (b) For health business on indicated lines report: Number of persons insured under PPO managed care products and number of persons insured under indemnity only products



ANNUAL STATEMENT FOR THE YEAR 2021 OF THE Safe Auto Value Insurance Company

EXHIBIT OF PREMIUMS AND LOSSES (Statutory Page 14)

NAIC Group Code 4940

BUSINESS IN THE STATE OF North Carolina

DURING THE YEAR 2021

NAIC Company Code 16503

Line of Business	Gross Premiums, Including Policy and Membership Fees, Less Return Premiums and Premiums on Policies not Taken		3 Dividends Paid or Credited to Policyholders on Direct Business	4 Direct Unearned Premium Reserves	5 Direct Losses Paid (deducting salvage)	6 Direct Losses Incurred	7 Direct Losses Unpaid	8 Direct Defense and Cost Containment Expense Paid	9 Direct Defense and Cost Containment Expense Incurred	10 Direct Defense and Cost Containment Expense Unpaid	11 Commissions and Brokerage Expenses	12 Taxes, Licenses and Fees
	1 Direct Premiums Written	2 Direct Premiums Earned										
1. Fire												
2.1 Allied lines												
2.2 Multiple peril crop												
2.3 Federal flood												
2.4 Private crop												
2.5 Private flood												
3. Farmowners multiple peril												
4. Homeowners multiple peril												
5.1 Commercial multiple peril (non-liability portion)												
5.2 Commercial multiple peril (liability portion)												
6. Mortgage guaranty												
8. Ocean marine												
9. Inland marine												
10. Financial guaranty												
11. Medical professional liability												
12. Earthquake												
13. Group accident and health (b)												
14. Credit accident and health (group and individual)												
15.1 Collectively renewable accident and health (b)												
15.2 Non-cancelable accident and health(b)												
15.3 Guaranteed renewable accident and health(b)												
15.4 Non-renewable for stated reasons only (b)												
15.5 Other accident only												
15.6 Medicare Title XVIII exempt from state taxes or fees												
15.7 All other accident and health (b)												
15.8 Federal employees health benefits plan premium (b)												
16. Workers' compensation												
17.1 Other Liability - occurrence												
17.2 Other Liability - claims made												
17.3 Excess workers' compensation												
18. Products liability												
19.1 Private passenger auto no-fault (personal injury protection)												
19.2 Other private passenger auto liability												
19.3 Commercial auto no-fault (personal injury protection)												
19.4 Other commercial auto liability												
21.1 Private passenger auto physical damage												
21.2 Commercial auto physical damage												
22. Aircraft (all perils)												
23. Fidelity												
24. Surety												
26. Burglary and theft												
27. Boiler and machinery												
28. Credit												
29. International												
30. Warranty												
34. Aggregate write-ins for other lines of business												
35. TOTALS (a)												
DETAILS OF WRITE-INS												
3401.												
3402.												
3403.												
3498. Summary of remaining write-ins for Line 34 from overflow page												
3499. Totals (Lines 3401 thru 3403 plus 3498)(Line 34 above)												

(a) Finance and service charges not included in Lines 1 to 35 \$

(b) For health business on indicated lines report: Number of persons insured under PPO managed care products and number of persons insured under indemnity only products

19 NC



ANNUAL STATEMENT FOR THE YEAR 2021 OF THE Safe Auto Value Insurance Company

EXHIBIT OF PREMIUMS AND LOSSES (Statutory Page 14)

NAIC Group Code 4940

BUSINESS IN THE STATE OF North Dakota

DURING THE YEAR 2021

NAIC Company Code 16503

Table with 12 columns: Line of Business, Direct Premiums Written, Direct Premiums Earned, Dividends Paid or Credited to Policyholders on Direct Business, Direct Unearned Premium Reserves, Direct Losses Paid (deducting salvage), Direct Losses Incurred, Direct Losses Unpaid, Direct Defense and Cost Containment Expense Paid, Direct Defense and Cost Containment Expense Incurred, Direct Defense and Cost Containment Expense Unpaid, Commissions and Brokerage Expenses, Taxes, Licenses and Fees. Rows include various insurance categories like Fire, Multiple peril, Flood, etc., and a TOTALS row.

19,ND

(a) Finance and service charges not included in Lines 1 to 35 \$ (b) For health business on indicated lines report: Number of persons insured under PPO managed care products and number of persons insured under indemnity only products



ANNUAL STATEMENT FOR THE YEAR 2021 OF THE Safe Auto Value Insurance Company

EXHIBIT OF PREMIUMS AND LOSSES (Statutory Page 14)

NAIC Group Code 4940

BUSINESS IN THE STATE OF Ohio

DURING THE YEAR 2021

NAIC Company Code 16503

Table with 12 columns: Line of Business, Direct Premiums Written, Direct Premiums Earned, Dividends Paid or Credited to Policyholders on Direct Business, Direct Unearned Premium Reserves, Direct Losses Paid (deducting salvage), Direct Losses Incurred, Direct Losses Unpaid, Direct Defense and Cost Containment Expense Paid, Direct Defense and Cost Containment Expense Incurred, Direct Defense and Cost Containment Expense Unpaid, Commissions and Brokerage Expenses, Taxes, Licenses and Fees. Rows include various insurance categories like Fire, Multiple peril, Flood, etc., ending with a TOTALS row showing 1,190.

(a) Finance and service charges not included in Lines 1 to 35 \$
(b) For health business on indicated lines report: Number of persons insured under PPO managed care products and number of persons insured under indemnity only products

19 OH



ANNUAL STATEMENT FOR THE YEAR 2021 OF THE Safe Auto Value Insurance Company

EXHIBIT OF PREMIUMS AND LOSSES (Statutory Page 14)

NAIC Group Code 4940

BUSINESS IN THE STATE OF Oklahoma

DURING THE YEAR 2021

NAIC Company Code 16503

Line of Business	Gross Premiums, Including Policy and Membership Fees, Less Return Premiums and Premiums on Policies not Taken		3 Dividends Paid or Credited to Policyholders on Direct Business	4 Direct Unearned Premium Reserves	5 Direct Losses Paid (deducting salvage)	6 Direct Losses Incurred	7 Direct Losses Unpaid	8 Direct Defense and Cost Containment Expense Paid	9 Direct Defense and Cost Containment Expense Incurred	10 Direct Defense and Cost Containment Expense Unpaid	11 Commissions and Brokerage Expenses	12 Taxes, Licenses and Fees
	1 Direct Premiums Written	2 Direct Premiums Earned										
1. Fire												
2.1 Allied lines												
2.2 Multiple peril crop												
2.3 Federal flood												
2.4 Private crop												
2.5 Private flood												
3. Farmowners multiple peril												
4. Homeowners multiple peril												
5.1 Commercial multiple peril (non-liability portion)												
5.2 Commercial multiple peril (liability portion)												
6. Mortgage guaranty												
8. Ocean marine												
9. Inland marine												
10. Financial guaranty												
11. Medical professional liability												
12. Earthquake												
13. Group accident and health (b)												
14. Credit accident and health (group and individual)												
15.1 Collectively renewable accident and health (b)												
15.2 Non-cancelable accident and health(b)												
15.3 Guaranteed renewable accident and health(b)												
15.4 Non-renewable for stated reasons only (b)												
15.5 Other accident only												
15.6 Medicare Title XVIII exempt from state taxes or fees												
15.7 All other accident and health (b)												
15.8 Federal employees health benefits plan premium (b)												
16. Workers' compensation												
17.1 Other Liability - occurrence												
17.2 Other Liability - claims made												
17.3 Excess workers' compensation												
18. Products liability												
19.1 Private passenger auto no-fault (personal injury protection)												
19.2 Other private passenger auto liability												806
19.3 Commercial auto no-fault (personal injury protection)												
19.4 Other commercial auto liability												
21.1 Private passenger auto physical damage												269
21.2 Commercial auto physical damage												
22. Aircraft (all perils)												
23. Fidelity												
24. Surety												
26. Burglary and theft												
27. Boiler and machinery												
28. Credit												
29. International												
30. Warranty												
34. Aggregate write-ins for other lines of business												
35. TOTALS (a)												1,075
DETAILS OF WRITE-INS												
3401.												
3402.												
3403.												
3498. Summary of remaining write-ins for Line 34 from overflow page												
3499. Totals (Lines 3401 thru 3403 plus 3498)(Line 34 above)												

(a) Finance and service charges not included in Lines 1 to 35 \$

(b) For health business on indicated lines report: Number of persons insured under PPO managed care products and number of persons insured under indemnity only products

19 OK



ANNUAL STATEMENT FOR THE YEAR 2021 OF THE Safe Auto Value Insurance Company

EXHIBIT OF PREMIUMS AND LOSSES (Statutory Page 14)

NAIC Group Code 4940

BUSINESS IN THE STATE OF Oregon

DURING THE YEAR 2021

NAIC Company Code 16503

Table with 12 columns: Line of Business, Direct Premiums Written, Direct Premiums Earned, Dividends Paid or Credited to Policyholders on Direct Business, Direct Unearned Premium Reserves, Direct Losses Paid (deducting salvage), Direct Losses Incurred, Direct Losses Unpaid, Direct Defense and Cost Containment Expense Paid, Direct Defense and Cost Containment Expense Incurred, Direct Defense and Cost Containment Expense Unpaid, Commissions and Brokerage Expenses, Taxes, Licenses and Fees. Rows include various insurance categories like Fire, Multiple peril, Flood, etc., and a TOTALS row.

19 OR

(a) Finance and service charges not included in Lines 1 to 35 \$ (b) For health business on indicated lines report: Number of persons insured under PPO managed care products and number of persons insured under indemnity only products



ANNUAL STATEMENT FOR THE YEAR 2021 OF THE Safe Auto Value Insurance Company

EXHIBIT OF PREMIUMS AND LOSSES (Statutory Page 14)

NAIC Group Code 4940

BUSINESS IN THE STATE OF Pennsylvania

DURING THE YEAR 2021

NAIC Company Code 16503

Line of Business	Gross Premiums, Including Policy and Membership Fees, Less Return Premiums and Premiums on Policies not Taken		3 Dividends Paid or Credited to Policyholders on Direct Business	4 Direct Unearned Premium Reserves	5 Direct Losses Paid (deducting salvage)	6 Direct Losses Incurred	7 Direct Losses Unpaid	8 Direct Defense and Cost Containment Expense Paid	9 Direct Defense and Cost Containment Expense Incurred	10 Direct Defense and Cost Containment Expense Unpaid	11 Commissions and Brokerage Expenses	12 Taxes, Licenses and Fees
	1 Direct Premiums Written	2 Direct Premiums Earned										
1. Fire												
2.1 Allied lines												
2.2 Multiple peril crop												
2.3 Federal flood												
2.4 Private crop												
2.5 Private flood												
3. Farmowners multiple peril												
4. Homeowners multiple peril												
5.1 Commercial multiple peril (non-liability portion)												
5.2 Commercial multiple peril (liability portion)												
6. Mortgage guaranty												
8. Ocean marine												
9. Inland marine												
10. Financial guaranty												
11. Medical professional liability												
12. Earthquake												
13. Group accident and health (b)												
14. Credit accident and health (group and individual)												
15.1 Collectively renewable accident and health (b)												
15.2 Non-cancelable accident and health(b)												
15.3 Guaranteed renewable accident and health(b)												
15.4 Non-renewable for stated reasons only (b)												
15.5 Other accident only												
15.6 Medicare Title XVIII exempt from state taxes or fees												
15.7 All other accident and health (b)												
15.8 Federal employees health benefits plan premium (b)												
16. Workers' compensation												
17.1 Other Liability - occurrence												
17.2 Other Liability - claims made												
17.3 Excess workers' compensation												
18. Products liability												
19.1 Private passenger auto no-fault (personal injury protection)												
19.2 Other private passenger auto liability												638
19.3 Commercial auto no-fault (personal injury protection)												
19.4 Other commercial auto liability												
21.1 Private passenger auto physical damage												212
21.2 Commercial auto physical damage												
22. Aircraft (all perils)												
23. Fidelity												
24. Surety												
26. Burglary and theft												
27. Boiler and machinery												
28. Credit												
29. International												
30. Warranty												
34. Aggregate write-ins for other lines of business												
35. TOTALS (a)												850
DETAILS OF WRITE-INS												
3401.												
3402.												
3403.												
3498. Summary of remaining write-ins for Line 34 from overflow page												
3499. Totals (Lines 3401 thru 3403 plus 3498)(Line 34 above)												

(a) Finance and service charges not included in Lines 1 to 35 \$

(b) For health business on indicated lines report: Number of persons insured under PPO managed care products and number of persons insured under indemnity only products

19.PA



ANNUAL STATEMENT FOR THE YEAR 2021 OF THE Safe Auto Value Insurance Company

EXHIBIT OF PREMIUMS AND LOSSES (Statutory Page 14)

NAIC Group Code 4940

BUSINESS IN THE STATE OF Rhode Island

DURING THE YEAR 2021

NAIC Company Code 16503

Line of Business	Gross Premiums, Including Policy and Membership Fees, Less Return Premiums and Premiums on Policies not Taken		3 Dividends Paid or Credited to Policyholders on Direct Business	4 Direct Unearned Premium Reserves	5 Direct Losses Paid (deducting salvage)	6 Direct Losses Incurred	7 Direct Losses Unpaid	8 Direct Defense and Cost Containment Expense Paid	9 Direct Defense and Cost Containment Expense Incurred	10 Direct Defense and Cost Containment Expense Unpaid	11 Commissions and Brokerage Expenses	12 Taxes, Licenses and Fees
	1 Direct Premiums Written	2 Direct Premiums Earned										
1. Fire												
2.1 Allied lines												
2.2 Multiple peril crop												
2.3 Federal flood												
2.4 Private crop												
2.5 Private flood												
3. Farmowners multiple peril												
4. Homeowners multiple peril												
5.1 Commercial multiple peril (non-liability portion)												
5.2 Commercial multiple peril (liability portion)												
6. Mortgage guaranty												
8. Ocean marine												
9. Inland marine												
10. Financial guaranty												
11. Medical professional liability												
12. Earthquake												
13. Group accident and health (b)												
14. Credit accident and health (group and individual)												
15.1 Collectively renewable accident and health (b)												
15.2 Non-cancelable accident and health(b)												
15.3 Guaranteed renewable accident and health(b)												
15.4 Non-renewable for stated reasons only (b)												
15.5 Other accident only												
15.6 Medicare Title XVIII exempt from state taxes or fees												
15.7 All other accident and health (b)												
15.8 Federal employees health benefits plan premium (b)												
16. Workers' compensation												
17.1 Other Liability - occurrence												
17.2 Other Liability - claims made												
17.3 Excess workers' compensation												
18. Products liability												
19.1 Private passenger auto no-fault (personal injury protection)												
19.2 Other private passenger auto liability												
19.3 Commercial auto no-fault (personal injury protection)												
19.4 Other commercial auto liability												
21.1 Private passenger auto physical damage												
21.2 Commercial auto physical damage												
22. Aircraft (all perils)												
23. Fidelity												
24. Surety												
26. Burglary and theft												
27. Boiler and machinery												
28. Credit												
29. International												
30. Warranty												
34. Aggregate write-ins for other lines of business												
35. TOTALS (a)												
DETAILS OF WRITE-INS												
3401.												
3402.												
3403.												
3498. Summary of remaining write-ins for Line 34 from overflow page												
3499. Totals (Lines 3401 thru 3403 plus 3498)(Line 34 above)												

(a) Finance and service charges not included in Lines 1 to 35 \$

(b) For health business on indicated lines report: Number of persons insured under PPO managed care products and number of persons insured under indemnity only products

19.RI



ANNUAL STATEMENT FOR THE YEAR 2021 OF THE Safe Auto Value Insurance Company

EXHIBIT OF PREMIUMS AND LOSSES (Statutory Page 14)

NAIC Group Code 4940

BUSINESS IN THE STATE OF South Carolina

DURING THE YEAR 2021

NAIC Company Code 16503

Line of Business	Gross Premiums, Including Policy and Membership Fees, Less Return Premiums and Premiums on Policies not Taken		3 Dividends Paid or Credited to Policyholders on Direct Business	4 Direct Unearned Premium Reserves	5 Direct Losses Paid (deducting salvage)	6 Direct Losses Incurred	7 Direct Losses Unpaid	8 Direct Defense and Cost Containment Expense Paid	9 Direct Defense and Cost Containment Expense Incurred	10 Direct Defense and Cost Containment Expense Unpaid	11 Commissions and Brokerage Expenses	12 Taxes, Licenses and Fees
	1 Direct Premiums Written	2 Direct Premiums Earned										
1. Fire												
2.1 Allied lines												
2.2 Multiple peril crop												
2.3 Federal flood												
2.4 Private crop												
2.5 Private flood												
3. Farmowners multiple peril												
4. Homeowners multiple peril												
5.1 Commercial multiple peril (non-liability portion)												
5.2 Commercial multiple peril (liability portion)												
6. Mortgage guaranty												
8. Ocean marine												
9. Inland marine												
10. Financial guaranty												
11. Medical professional liability												
12. Earthquake												
13. Group accident and health (b)												
14. Credit accident and health (group and individual)												
15.1 Collectively renewable accident and health (b)												
15.2 Non-cancelable accident and health(b)												
15.3 Guaranteed renewable accident and health(b)												
15.4 Non-renewable for stated reasons only (b)												
15.5 Other accident only												
15.6 Medicare Title XVIII exempt from state taxes or fees												
15.7 All other accident and health (b)												
15.8 Federal employees health benefits plan premium (b)												
16. Workers' compensation												
17.1 Other Liability - occurrence												
17.2 Other Liability - claims made												
17.3 Excess workers' compensation												
18. Products liability												
19.1 Private passenger auto no-fault (personal injury protection)												
19.2 Other private passenger auto liability												1,500
19.3 Commercial auto no-fault (personal injury protection)												
19.4 Other commercial auto liability												
21.1 Private passenger auto physical damage												500
21.2 Commercial auto physical damage												
22. Aircraft (all perils)												
23. Fidelity												
24. Surety												
26. Burglary and theft												
27. Boiler and machinery												
28. Credit												
29. International												
30. Warranty												
34. Aggregate write-ins for other lines of business												
35. TOTALS (a)												2,000
DETAILS OF WRITE-INS												
3401.												
3402.												
3403.												
3498. Summary of remaining write-ins for Line 34 from overflow page												
3499. Totals (Lines 3401 thru 3403 plus 3498)(Line 34 above)												

(a) Finance and service charges not included in Lines 1 to 35 \$

(b) For health business on indicated lines report: Number of persons insured under PPO managed care products and number of persons insured under indemnity only products

19.SC



ANNUAL STATEMENT FOR THE YEAR 2021 OF THE Safe Auto Value Insurance Company

EXHIBIT OF PREMIUMS AND LOSSES (Statutory Page 14)

NAIC Group Code 4940

BUSINESS IN THE STATE OF South Dakota

DURING THE YEAR 2021

NAIC Company Code 16503

Table with 12 columns: Line of Business, Direct Premiums Written, Direct Premiums Earned, Dividends Paid or Credited to Policyholders on Direct Business, Direct Unearned Premium Reserves, Direct Losses Paid (deducting salvage), Direct Losses Incurred, Direct Losses Unpaid, Direct Defense and Cost Containment Expense Paid, Direct Defense and Cost Containment Expense Incurred, Direct Defense and Cost Containment Expense Unpaid, Commissions and Brokerage Expenses, Taxes, Licenses and Fees. Rows include various insurance categories like Fire, Multiple peril, Flood, etc., and a 'TOTALS (a)' row.

(a) Finance and service charges not included in Lines 1 to 35 \$

(b) For health business on indicated lines report: Number of persons insured under PPO managed care products and number of persons insured under indemnity only products

19.SD



ANNUAL STATEMENT FOR THE YEAR 2021 OF THE Safe Auto Value Insurance Company

EXHIBIT OF PREMIUMS AND LOSSES (Statutory Page 14)

NAIC Group Code 4940

BUSINESS IN THE STATE OF Tennessee

DURING THE YEAR 2021

NAIC Company Code 16503

Line of Business	Gross Premiums, Including Policy and Membership Fees, Less Return Premiums and Premiums on Policies not Taken		3 Dividends Paid or Credited to Policyholders on Direct Business	4 Direct Unearned Premium Reserves	5 Direct Losses Paid (deducting salvage)	6 Direct Losses Incurred	7 Direct Losses Unpaid	8 Direct Defense and Cost Containment Expense Paid	9 Direct Defense and Cost Containment Expense Incurred	10 Direct Defense and Cost Containment Expense Unpaid	11 Commissions and Brokerage Expenses	12 Taxes, Licenses and Fees
	1 Direct Premiums Written	2 Direct Premiums Earned										
1. Fire												
2.1 Allied lines												
2.2 Multiple peril crop												
2.3 Federal flood												
2.4 Private crop												
2.5 Private flood												
3. Farmowners multiple peril												
4. Homeowners multiple peril												
5.1 Commercial multiple peril (non-liability portion)												
5.2 Commercial multiple peril (liability portion)												
6. Mortgage guaranty												
8. Ocean marine												
9. Inland marine												
10. Financial guaranty												
11. Medical professional liability												
12. Earthquake												
13. Group accident and health (b)												
14. Credit accident and health (group and individual)												
15.1 Collectively renewable accident and health (b)												
15.2 Non-cancelable accident and health(b)												
15.3 Guaranteed renewable accident and health(b)												
15.4 Non-renewable for stated reasons only (b)												
15.5 Other accident only												
15.6 Medicare Title XVIII exempt from state taxes or fees												
15.7 All other accident and health (b)												
15.8 Federal employees health benefits plan premium (b)												
16. Workers' compensation												
17.1 Other Liability - occurrence												
17.2 Other Liability - claims made												
17.3 Excess workers' compensation												
18. Products liability												
19.1 Private passenger auto no-fault (personal injury protection)												
19.2 Other private passenger auto liability												10
19.3 Commercial auto no-fault (personal injury protection)												
19.4 Other commercial auto liability												
21.1 Private passenger auto physical damage												
21.2 Commercial auto physical damage												
22. Aircraft (all perils)												
23. Fidelity												
24. Surety												
26. Burglary and theft												
27. Boiler and machinery												
28. Credit												
29. International												
30. Warranty												
34. Aggregate write-ins for other lines of business												
35. TOTALS (a)												10
DETAILS OF WRITE-INS												
3401.												
3402.												
3403.												
3498. Summary of remaining write-ins for Line 34 from overflow page												
3499. Totals (Lines 3401 thru 3403 plus 3498)(Line 34 above)												

(a) Finance and service charges not included in Lines 1 to 35 \$

(b) For health business on indicated lines report: Number of persons insured under PPO managed care products and number of persons insured under indemnity only products

19.TN



ANNUAL STATEMENT FOR THE YEAR 2021 OF THE Safe Auto Value Insurance Company

EXHIBIT OF PREMIUMS AND LOSSES (Statutory Page 14)

NAIC Group Code 4940

BUSINESS IN THE STATE OF Texas

DURING THE YEAR 2021

NAIC Company Code 16503

Table with 12 columns: Line of Business, Direct Premiums Written, Direct Premiums Earned, Dividends Paid or Credited to Policyholders on Direct Business, Direct Unearned Premium Reserves, Direct Losses Paid (deducting salvage), Direct Losses Incurred, Direct Losses Unpaid, Direct Defense and Cost Containment Expense Paid, Direct Defense and Cost Containment Expense Incurred, Direct Defense and Cost Containment Expense Unpaid, Commissions and Brokerage Expenses, Taxes, Licenses and Fees. Rows include various insurance categories like Fire, Multiple peril, Flood, etc., and a TOTALS row.

(a) Finance and service charges not included in Lines 1 to 35 \$

(b) For health business on indicated lines report: Number of persons insured under PPO managed care products and number of persons insured under indemnity only products

19.TX



ANNUAL STATEMENT FOR THE YEAR 2021 OF THE Safe Auto Value Insurance Company

EXHIBIT OF PREMIUMS AND LOSSES (Statutory Page 14)

NAIC Group Code 4940

BUSINESS IN THE STATE OF Utah

DURING THE YEAR 2021

NAIC Company Code 16503

Table with 12 columns: Line of Business, Direct Premiums Written, Direct Premiums Earned, Dividends Paid or Credited to Policyholders on Direct Business, Direct Unearned Premium Reserves, Direct Losses Paid (deducting salvage), Direct Losses Incurred, Direct Losses Unpaid, Direct Defense and Cost Containment Expense Paid, Direct Defense and Cost Containment Expense Incurred, Direct Defense and Cost Containment Expense Unpaid, Commissions and Brokerage Expenses, Taxes, Licenses and Fees. Rows include various insurance categories like Fire, Multiple peril, Flood, etc., and a TOTALS row.

(a) Finance and service charges not included in Lines 1 to 35 \$

(b) For health business on indicated lines report: Number of persons insured under PPO managed care products and number of persons insured under indemnity only products

19 UT



ANNUAL STATEMENT FOR THE YEAR 2021 OF THE Safe Auto Value Insurance Company

EXHIBIT OF PREMIUMS AND LOSSES (Statutory Page 14)

NAIC Group Code 4940

BUSINESS IN THE STATE OF Vermont

DURING THE YEAR 2021

NAIC Company Code 16503

Table with 12 columns: Line of Business, Direct Premiums Written, Direct Premiums Earned, Dividends Paid or Credited to Policyholders on Direct Business, Direct Unearned Premium Reserves, Direct Losses Paid (deducting salvage), Direct Losses Incurred, Direct Losses Unpaid, Direct Defense and Cost Containment Expense Paid, Direct Defense and Cost Containment Expense Incurred, Direct Defense and Cost Containment Expense Unpaid, Commissions and Brokerage Expenses, Taxes, Licenses and Fees. Rows include various insurance lines like Fire, Multiple peril, Commercial multiple peril, etc.

(a) Finance and service charges not included in Lines 1 to 35 \$

(b) For health business on indicated lines report: Number of persons insured under PPO managed care products and number of persons insured under indemnity only products

19.VT



ANNUAL STATEMENT FOR THE YEAR 2021 OF THE Safe Auto Value Insurance Company

EXHIBIT OF PREMIUMS AND LOSSES (Statutory Page 14)

NAIC Group Code 4940

BUSINESS IN THE STATE OF Virginia

DURING THE YEAR 2021

NAIC Company Code 16503

Line of Business	Gross Premiums, Including Policy and Membership Fees, Less Return Premiums and Premiums on Policies not Taken		3 Dividends Paid or Credited to Policyholders on Direct Business	4 Direct Unearned Premium Reserves	5 Direct Losses Paid (deducting salvage)	6 Direct Losses Incurred	7 Direct Losses Unpaid	8 Direct Defense and Cost Containment Expense Paid	9 Direct Defense and Cost Containment Expense Incurred	10 Direct Defense and Cost Containment Expense Unpaid	11 Commissions and Brokerage Expenses	12 Taxes, Licenses and Fees
	1 Direct Premiums Written	2 Direct Premiums Earned										
1. Fire												
2.1 Allied lines												
2.2 Multiple peril crop												
2.3 Federal flood												
2.4 Private crop												
2.5 Private flood												
3. Farmowners multiple peril												
4. Homeowners multiple peril												
5.1 Commercial multiple peril (non-liability portion)												
5.2 Commercial multiple peril (liability portion)												
6. Mortgage guaranty												
8. Ocean marine												
9. Inland marine												
10. Financial guaranty												
11. Medical professional liability												
12. Earthquake												
13. Group accident and health (b)												
14. Credit accident and health (group and individual)												
15.1 Collectively renewable accident and health (b)												
15.2 Non-cancelable accident and health(b)												
15.3 Guaranteed renewable accident and health(b)												
15.4 Non-renewable for stated reasons only (b)												
15.5 Other accident only												
15.6 Medicare Title XVIII exempt from state taxes or fees												
15.7 All other accident and health (b)												
15.8 Federal employees health benefits plan premium (b)												
16. Workers' compensation												
17.1 Other Liability - occurrence												
17.2 Other Liability - claims made												
17.3 Excess workers' compensation												
18. Products liability												
19.1 Private passenger auto no-fault (personal injury protection)												
19.2 Other private passenger auto liability												670
19.3 Commercial auto no-fault (personal injury protection)												
19.4 Other commercial auto liability												
21.1 Private passenger auto physical damage												223
21.2 Commercial auto physical damage												
22. Aircraft (all perils)												
23. Fidelity												
24. Surety												
26. Burglary and theft												
27. Boiler and machinery												
28. Credit												
29. International												
30. Warranty												
34. Aggregate write-ins for other lines of business												
35. TOTALS (a)												893
DETAILS OF WRITE-INS												
3401.												
3402.												
3403.												
3498. Summary of remaining write-ins for Line 34 from overflow page												
3499. Totals (Lines 3401 thru 3403 plus 3498)(Line 34 above)												

(a) Finance and service charges not included in Lines 1 to 35 \$

(b) For health business on indicated lines report: Number of persons insured under PPO managed care products and number of persons insured under indemnity only products

19 VA



ANNUAL STATEMENT FOR THE YEAR 2021 OF THE Safe Auto Value Insurance Company

EXHIBIT OF PREMIUMS AND LOSSES (Statutory Page 14)

NAIC Group Code 4940

BUSINESS IN THE STATE OF Washington

DURING THE YEAR 2021

NAIC Company Code 16503

Table with 12 columns: Line of Business, Direct Premiums Written, Direct Premiums Earned, Dividends Paid or Credited to Policyholders on Direct Business, Direct Unearned Premium Reserves, Direct Losses Paid (deducting salvage), Direct Losses Incurred, Direct Losses Unpaid, Direct Defense and Cost Containment Expense Paid, Direct Defense and Cost Containment Expense Incurred, Direct Defense and Cost Containment Expense Unpaid, Commissions and Brokerage Expenses, Taxes, Licenses and Fees. Rows include Fire, Multiple peril crop, Federal flood, Private crop, Private flood, Farmowners multiple peril, Homeowners multiple peril, Commercial multiple peril (non-liability and liability portions), Mortgage guaranty, Ocean marine, Inland marine, Financial guaranty, Medical professional liability, Earthquake, Group accident and health, Credit accident and health, Collectively renewable accident and health, Non-cancelable accident and health, Guaranteed renewable accident and health, Non-renewable for stated reasons only, Other accident only, Medicare Title XVIII exempt from state taxes or fees, All other accident and health, Federal employees health benefits plan premium, Workers' compensation, Other Liability - occurrence, Other Liability - claims made, Excess workers' compensation, Products liability, Private passenger auto no-fault (personal injury protection), Other private passenger auto liability, Commercial auto no-fault (personal injury protection), Other commercial auto liability, Private passenger auto physical damage, Commercial auto physical damage, Aircraft (all perils), Fidelity, Surety, Burglary and theft, Boiler and machinery, Credit, International, Warranty, Aggregate write-ins for other lines of business, TOTALS (a), DETAILS OF WRITE-INS, 3401-3403, 3498, 3499.

(a) Finance and service charges not included in Lines 1 to 35 \$

(b) For health business on indicated lines report: Number of persons insured under PPO managed care products and number of persons insured under indemnity only products

19.WA



ANNUAL STATEMENT FOR THE YEAR 2021 OF THE Safe Auto Value Insurance Company

EXHIBIT OF PREMIUMS AND LOSSES (Statutory Page 14)

NAIC Group Code 4940

BUSINESS IN THE STATE OF West Virginia

DURING THE YEAR 2021

NAIC Company Code 16503

Table with 12 columns: Line of Business, Direct Premiums Written, Direct Premiums Earned, Dividends Paid or Credited to Policyholders on Direct Business, Direct Unearned Premium Reserves, Direct Losses Paid (deducting salvage), Direct Losses Incurred, Direct Losses Unpaid, Direct Defense and Cost Containment Expense Paid, Direct Defense and Cost Containment Expense Incurred, Direct Defense and Cost Containment Expense Unpaid, Commissions and Brokerage Expenses, Taxes, Licenses and Fees. Rows include Fire, Multiple peril crop, Federal flood, Private crop, Private flood, Farmowners multiple peril, Homeowners multiple peril, Commercial multiple peril (non-liability and liability portions), Mortgage guaranty, Ocean marine, Inland marine, Financial guaranty, Medical professional liability, Earthquake, Group accident and health, Credit accident and health, Collectively renewable accident and health, Non-cancelable accident and health, Guaranteed renewable accident and health, Non-renewable for stated reasons only, Other accident only, Medicare Title XVIII exempt from state taxes or fees, All other accident and health, Federal employees health benefits plan premium, Workers' compensation, Other Liability - occurrence, Other Liability - claims made, Excess workers' compensation, Products liability, Private passenger auto no-fault (personal injury protection), Other private passenger auto liability, Commercial auto no-fault (personal injury protection), Other commercial auto liability, Private passenger auto physical damage, Commercial auto physical damage, Aircraft (all perils), Fidelity, Surety, Burglary and theft, Boiler and machinery, Credit, International, Warranty, Aggregate write-ins for other lines of business, TOTALS (a), DETAILS OF WRITE-INS, 3401-3403, 3498, 3499.

19.WV

(a) Finance and service charges not included in Lines 1 to 35 \$

(b) For health business on indicated lines report: Number of persons insured under PPO managed care products and number of persons insured under indemnity only products



ANNUAL STATEMENT FOR THE YEAR 2021 OF THE Safe Auto Value Insurance Company

EXHIBIT OF PREMIUMS AND LOSSES (Statutory Page 14)

NAIC Group Code 4940

BUSINESS IN THE STATE OF Wisconsin

DURING THE YEAR 2021

NAIC Company Code 16503

Line of Business	Gross Premiums, Including Policy and Membership Fees, Less Return Premiums and Premiums on Policies not Taken		3 Dividends Paid or Credited to Policyholders on Direct Business	4 Direct Unearned Premium Reserves	5 Direct Losses Paid (deducting salvage)	6 Direct Losses Incurred	7 Direct Losses Unpaid	8 Direct Defense and Cost Containment Expense Paid	9 Direct Defense and Cost Containment Expense Incurred	10 Direct Defense and Cost Containment Expense Unpaid	11 Commissions and Brokerage Expenses	12 Taxes, Licenses and Fees
	1 Direct Premiums Written	2 Direct Premiums Earned										
1. Fire												
2.1 Allied lines												
2.2 Multiple peril crop												
2.3 Federal flood												
2.4 Private crop												
2.5 Private flood												
3. Farmowners multiple peril												
4. Homeowners multiple peril												
5.1 Commercial multiple peril (non-liability portion)												
5.2 Commercial multiple peril (liability portion)												
6. Mortgage guaranty												
8. Ocean marine												
9. Inland marine												
10. Financial guaranty												
11. Medical professional liability												
12. Earthquake												
13. Group accident and health (b)												
14. Credit accident and health (group and individual)												
15.1 Collectively renewable accident and health (b)												
15.2 Non-cancelable accident and health(b)												
15.3 Guaranteed renewable accident and health(b)												
15.4 Non-renewable for stated reasons only (b)												
15.5 Other accident only												
15.6 Medicare Title XVIII exempt from state taxes or fees												
15.7 All other accident and health (b)												
15.8 Federal employees health benefits plan premium (b)												
16. Workers' compensation												
17.1 Other Liability - occurrence												
17.2 Other Liability - claims made												
17.3 Excess workers' compensation												
18. Products liability												
19.1 Private passenger auto no-fault (personal injury protection)												
19.2 Other private passenger auto liability												
19.3 Commercial auto no-fault (personal injury protection)												
19.4 Other commercial auto liability												
21.1 Private passenger auto physical damage												
21.2 Commercial auto physical damage												
22. Aircraft (all perils)												
23. Fidelity												
24. Surety												
26. Burglary and theft												
27. Boiler and machinery												
28. Credit												
29. International												
30. Warranty												
34. Aggregate write-ins for other lines of business												
35. TOTALS (a)												
DETAILS OF WRITE-INS												
3401.												
3402.												
3403.												
3498. Summary of remaining write-ins for Line 34 from overflow page												
3499. Totals (Lines 3401 thru 3403 plus 3498)(Line 34 above)												

(a) Finance and service charges not included in Lines 1 to 35 \$

(b) For health business on indicated lines report: Number of persons insured under PPO managed care products and number of persons insured under indemnity only products

19.W1



ANNUAL STATEMENT FOR THE YEAR 2021 OF THE Safe Auto Value Insurance Company

EXHIBIT OF PREMIUMS AND LOSSES (Statutory Page 14)

NAIC Group Code 4940

BUSINESS IN THE STATE OF Wyoming

DURING THE YEAR 2021

NAIC Company Code 16503

Line of Business	Gross Premiums, Including Policy and Membership Fees, Less Return Premiums and Premiums on Policies not Taken		3 Dividends Paid or Credited to Policyholders on Direct Business	4 Direct Unearned Premium Reserves	5 Direct Losses Paid (deducting salvage)	6 Direct Losses Incurred	7 Direct Losses Unpaid	8 Direct Defense and Cost Containment Expense Paid	9 Direct Defense and Cost Containment Expense Incurred	10 Direct Defense and Cost Containment Expense Unpaid	11 Commissions and Brokerage Expenses	12 Taxes, Licenses and Fees
	1 Direct Premiums Written	2 Direct Premiums Earned										
1. Fire												
2.1 Allied lines												
2.2 Multiple peril crop												
2.3 Federal flood												
2.4 Private crop												
2.5 Private flood												
3. Farmowners multiple peril												
4. Homeowners multiple peril												
5.1 Commercial multiple peril (non-liability portion)												
5.2 Commercial multiple peril (liability portion)												
6. Mortgage guaranty												
8. Ocean marine												
9. Inland marine												
10. Financial guaranty												
11. Medical professional liability												
12. Earthquake												
13. Group accident and health (b)												
14. Credit accident and health (group and individual)												
15.1 Collectively renewable accident and health (b)												
15.2 Non-cancelable accident and health(b)												
15.3 Guaranteed renewable accident and health(b)												
15.4 Non-renewable for stated reasons only (b)												
15.5 Other accident only												
15.6 Medicare Title XVIII exempt from state taxes or fees												
15.7 All other accident and health (b)												
15.8 Federal employees health benefits plan premium (b)												
16. Workers' compensation												
17.1 Other Liability - occurrence												
17.2 Other Liability - claims made												
17.3 Excess workers' compensation												
18. Products liability												
19.1 Private passenger auto no-fault (personal injury protection)												
19.2 Other private passenger auto liability												
19.3 Commercial auto no-fault (personal injury protection)												
19.4 Other commercial auto liability												
21.1 Private passenger auto physical damage												
21.2 Commercial auto physical damage												
22. Aircraft (all perils)												
23. Fidelity												
24. Surety												
26. Burglary and theft												
27. Boiler and machinery												
28. Credit												
29. International												
30. Warranty												
34. Aggregate write-ins for other lines of business												
35. TOTALS (a)												
DETAILS OF WRITE-INS												
3401.												
3402.												
3403.												
3498. Summary of remaining write-ins for Line 34 from overflow page												
3499. Totals (Lines 3401 thru 3403 plus 3498)(Line 34 above)												

(a) Finance and service charges not included in Lines 1 to 35 \$

(b) For health business on indicated lines report: Number of persons insured under PPO managed care products and number of persons insured under indemnity only products

19.WY



ANNUAL STATEMENT FOR THE YEAR 2021 OF THE Safe Auto Value Insurance Company

EXHIBIT OF PREMIUMS AND LOSSES (Statutory Page 14)

NAIC Group Code 4940

BUSINESS IN THE STATE OF Grand Total

DURING THE YEAR 2021

NAIC Company Code 16503

Table with 12 columns: Line of Business, Direct Premiums Written, Direct Premiums Earned, Dividends Paid or Credited to Policyholders on Direct Business, Direct Unearned Premium Reserves, Direct Losses Paid (deducting salvage), Direct Losses Incurred, Direct Losses Unpaid, Direct Defense and Cost Containment Expense Paid, Direct Defense and Cost Containment Expense Incurred, Direct Defense and Cost Containment Expense Unpaid, Commissions and Brokerage Expenses, Taxes, Licenses and Fees. Rows include various insurance categories like Fire, Multiple peril crop, Commercial multiple peril, etc., ending with a TOTALS row showing 6,603.

19 GT

(a) Finance and service charges not included in Lines 1 to 35 \$ (b) For health business on indicated lines report: Number of persons insured under PPO managed care products and number of persons insured under indemnity only products

ANNUAL STATEMENT FOR THE YEAR 2021 OF THE Safe Auto Value Insurance Company

SCHEDULE F - PART 1

Assumed Reinsurance as of December 31, Current Year (\$000 Omitted)

1 ID Number	2 NAIC Com- pany Code	3 Name of Reinsured	4 Domiciliary Jurisdiction	5 Assumed Premium	Reinsurance On		8 Cols. 6 + 7	9 Contingent Commissions Payable	10 Assumed Premiums Receivable	11 Unearned Premium	12 Funds Held By or Deposited With Reinsured Companies	13 Letters of Credit Posted	14 Amount of Assets Pledged or Compensating Balances to Secure Letters of Credit	15 Amount of Assets Pledged or Collateral Held in Trust
					6 Paid Losses and Loss Adjustment Expenses	7 Known Case Losses and LAE								
31-1379882	25405	Safe Auto Insurance Company	OH	10,201										
0199999		Affiliates - U.S. Intercompany Pooling		10,201										
0499999		Total - U.S. Non-Pool												
0799999		Total - Other (Non-U.S.)												
0899999		Total - Affiliates		10,201										
1299999		Total - Pools and Associations												
9999999		Totals		10,201										

ANNUAL STATEMENT FOR THE YEAR 2021 OF THE Safe Auto Value Insurance Company

SCHEDULE F - PART 2

Premium Portfolio Reinsurance Effected or (Canceled) during Current Year

1 ID Number	2 NAIC Com- pany Code	3 Name of Company	4 Date of Contract	5 Original Premium	6 Reinsurance Premium
NONE					

ANNUAL STATEMENT FOR THE YEAR 2021 OF THE Safe Auto Value Insurance Company

SCHEDULE F - PART 3

Ceded Reinsurance as of December 31, Current Year (\$000 Omitted)

1 ID Number	2 NAIC Com- pany Code	3 Name of Reinsurer	4 Domiciliary Jurisdiction	5 Special Code	6 Reinsurance Premiums Ceded	Reinsurance Recoverable On									16 Amount in Dispute included in Column 15	Reinsurance Payable		19 Net Amount Recoverable From Reinsurers Cols. 15 - [17 + 18]	20 Funds Held by Company Under Reinsurance Treaties	
						7 Paid Losses	8 Paid LAE	9 Known Case Loss Reserves	10 Known Case LAE Reserves	11 IBNR Loss Reserves	12 IBNR LAE Reserves	13 Unearned Premiums	14 Contingent Commis- sions	15 Columns 7 through 14 Totals		17 Ceded Balances Payable	18 Other Amounts Due to Reinsurers			
31-1379882	25405	Safe Auto Insurance Company	OH														83		(83)	
0199999		Total Authorized - Affiliates - U.S. Intercompany Pooling															83		(83)	
0499999		Total Authorized - Affiliates - U.S. Non-Pool																		
0799999		Total Authorized - Affiliates - Other (Non-U.S.)																		
0899999		Total Authorized - Affiliates															83		(83)	
1499999		Total Authorized Excluding Protected Cells (Sum of 0899999, 0999999, 1099999, 1199999 and 1299999)															83		(83)	
1899999		Total Unauthorized - Affiliates - U.S. Non-Pool																		
2199999		Total Unauthorized - Affiliates - Other (Non-U.S.)																		
2299999		Total Unauthorized - Affiliates																		
2899999		Total Unauthorized Excluding Protected Cells (Sum of 2299999, 2399999, 2499999, 2599999 and 2699999)																		
3299999		Total Certified - Affiliates - U.S. Non-Pool																		
3599999		Total Certified - Affiliates - Other (Non-U.S.)																		
3699999		Total Certified - Affiliates																		
4299999		Total Certified Excluding Protected Cells (Sum of 3699999, 3799999, 3899999, 3999999 and 4099999)																		
4699999		Total Reciprocal Jurisdiction - Affiliates - U.S. Non-Pool																		
4999999		Total Reciprocal Jurisdiction - Affiliates - Other (Non-U.S.)																		
5099999		Total Reciprocal Jurisdiction - Affiliates																		
5699999		Total Reciprocal Jurisdiction Excluding Protected Cells (Sum of 5099999, 5199999, 5299999, 5399999 and 5499999)																		
5799999		Total Authorized, Unauthorized, Reciprocal Jurisdiction and Certified Excluding Protected Cells (Sum of 1499999, 2899999, 4299999 and 5699999)															83		(83)	
5899999		Total Protected Cells (Sum of 1399999, 2799999, 4199999 and 5599999)																		
9999999		Totals															83		(83)	

ANNUAL STATEMENT FOR THE YEAR 2021 OF THE Safe Auto Value Insurance Company

SCHEDULE F - PART 3 (Continued)

Ceded Reinsurance as of December 31, Current Year (\$000 Omitted)
(Credit Risk)

ID Number From Col. 1	Name of Reinsurer From Col. 3	Collateral				25 Total Funds Held, Payables & Collateral	26 Net Recoverable Net of Funds Held & Collateral	27 Applicable Sch. F Penalty (Col. 78)	Ceded Reinsurance Credit Risk								
		21 Multiple Beneficiary Trusts	22 Letters of Credit	23 Issuing or Confirming Bank Reference Number	24 Single Beneficiary Trusts & Other Allowable Collateral				28 Total Amount Recoverable from Reinsurers Less Penalty (Cols. 15-27)	29 Stressed Recoverable (Col. 28 * 120%)	30 Reinsurance Payable & Funds Held (Cols. 17+18+20; but not in excess of Col. 29)	31 Stressed Net Recoverable (Cols. 29-30)	32 Total Collateral (Cols. 21+22 + 24, not in Excess of Col. 31)	33 Stressed Net Recoverable Net of Collateral Offsets (Cols. 31-32)	34 Reinsurer Designation Equivalent	35 Credit Risk on Collateralized Recoverables (Col. 32 * Factor Applicable to Reinsurer Designation Equivalent in Col. 34)	36 Credit Risk on Un-collateralized Recoverables (Col. 33 * Factor Applicable to Reinsurer Designation Equivalent in Col. 34)
31-1379882	Safe Auto Insurance Company								XXX	XXX	XXX	XXX	XXX	XXX	XXX	XXX	XXX
0199999	Total Authorized - Affiliates - U.S. Intercompany Pooling			XXX					XXX	XXX	XXX	XXX	XXX	XXX	XXX	XXX	XXX
0499999	Total Authorized - Affiliates - U.S. Non-Pool			XXX					XXX	XXX	XXX	XXX	XXX	XXX	XXX	XXX	XXX
0799999	Total Authorized - Affiliates - Other (Non-U.S.)			XXX											XXX		
0899999	Total Authorized - Affiliates			XXX											XXX		
1499999	Total Authorized Excluding Protected Cells (Sum of 0899999, 0999999, 1099999, 1199999 and 1299999)			XXX											XXX		
1899999	Total Unauthorized - Affiliates - U.S. Non-Pool			XXX					XXX	XXX	XXX	XXX	XXX	XXX	XXX	XXX	XXX
2199999	Total Unauthorized - Affiliates - Other (Non-U.S.)			XXX											XXX		
2299999	Total Unauthorized - Affiliates			XXX											XXX		
2899999	Total Unauthorized Excluding Protected Cells (Sum of 2299999, 2399999, 2499999, 2599999 and 2699999)			XXX											XXX		
3299999	Total Certified - Affiliates - U.S. Non-Pool			XXX					XXX	XXX	XXX	XXX	XXX	XXX	XXX	XXX	XXX
3599999	Total Certified - Affiliates - Other (Non-U.S.)			XXX											XXX		
3699999	Total Certified - Affiliates			XXX											XXX		
4299999	Total Certified Excluding Protected Cells (Sum of 3699999, 3799999, 3899999, 3999999 and 4099999)			XXX											XXX		
4699999	Total Reciprocal Jurisdiction - Affiliates - U.S. Non-Pool			XXX					XXX	XXX	XXX	XXX	XXX	XXX	XXX	XXX	XXX
4999999	Total Reciprocal Jurisdiction - Affiliates - Other (Non-U.S.)			XXX											XXX		
5099999	Total Reciprocal Jurisdiction - Affiliates			XXX											XXX		
5699999	Total Reciprocal Jurisdiction Excluding Protected Cells (Sum of 5099999, 5199999, 5299999, 5399999 and 5499999)			XXX											XXX		
5799999	Total Authorized, Unauthorized, Reciprocal Jurisdiction and Certified Excluding Protected Cells (Sum of 1499999, 2899999, 4299999 and 5699999)			XXX											XXX		
5899999	Total Protected Cells (Sum of 1399999, 2799999, 4199999 and 5599999)			XXX					XXX	XXX	XXX	XXX	XXX	XXX	XXX	XXX	XXX
9999999	Totals			XXX											XXX		

ANNUAL STATEMENT FOR THE YEAR 2021 OF THE Safe Auto Value Insurance Company

SCHEDULE F - PART 3 (Continued)

Ceded Reinsurance as of December 31, Current Year (\$000 Omitted)
(Aging of Ceded Reinsurance)

ID Number From Col. 1	Name of Reinsurer From Col. 3	Reinsurance Recoverable on Paid Losses and Paid Loss Adjustment Expenses							44 Total Recoverable on Paid Losses & LAE Amounts in Dispute Included in Col. 43	45 Recoverable on Paid Losses & LAE Over 90 Days Past Due Amounts in Dispute Included in Cols. 40 & 41	46 Total Recoverable on Paid Losses & LAE Amounts Not in Dispute (Cols 43-44)	47 Recoverable on Paid Losses & LAE Over 90 Days Past Due Amounts Not in Dispute (Cols. 40 + 41 - 45)	48 Amounts Received Prior 90 Days	49 Percentage Overdue Col. 42/Col. 43	50 Percentage of Amounts More Than 90 Days Overdue Not in Dispute (Col. 47/[Cols. 46+48])	51 Percentage More Than 120 Days Overdue (Col. 41/ Col. 43)	52 Is the Amount in Col. 50 Less Than 20%? (Yes or No)	53 Amounts in Col. 47 for Reinsurers with Values Less Than 20% in Col. 50
		37	Overdue					43 Total Due Cols. 37+42 (In total should equal Cols. 7+8)										
		Current	38 1 - 29 Days	39 30 - 90 Days	40 91 - 120 Days	41 Over 120 Days	42 Total Overdue Cols. 38+39 +40+41											
31-1379882	Safe Auto Insurance Company																	
0199999	Total Authorized - Affiliates - U.S. Intercompany Pooling																	XXX
0499999	Total Authorized - Affiliates - U.S. Non-Pool																	XXX
0799999	Total Authorized - Affiliates - Other (Non-U.S.)																	XXX
0899999	Total Authorized - Affiliates																	XXX
1499999	Total Authorized Excluding Protected Cells (Sum of 0899999, 0999999, 1099999, 1199999 and 1299999)																	XXX
1899999	Total Unauthorized - Affiliates - U.S. Non-Pool																	XXX
2199999	Total Unauthorized - Affiliates - Other (Non-U.S.)																	XXX
2299999	Total Unauthorized - Affiliates																	XXX
2899999	Total Unauthorized Excluding Protected Cells (Sum of 2299999, 2399999, 2499999, 2599999 and 2699999)																	XXX
3299999	Total Certified - Affiliates - U.S. Non-Pool																	XXX
3599999	Total Certified - Affiliates - Other (Non-U.S.)																	XXX
3699999	Total Certified - Affiliates																	XXX
4299999	Total Certified Excluding Protected Cells (Sum of 3699999, 3799999, 3899999, 3999999 and 4099999)																	XXX
4699999	Total Reciprocal Jurisdiction - Affiliates - U.S. Non-Pool																	XXX
4999999	Total Reciprocal Jurisdiction - Affiliates - Other (Non-U.S.)																	XXX
5099999	Total Reciprocal Jurisdiction - Affiliates																	XXX
5699999	Total Reciprocal Jurisdiction Excluding Protected Cells (Sum of 5099999, 5199999, 5299999, 5399999 and 5499999)																	XXX
5799999	Total Authorized, Unauthorized, Reciprocal Jurisdiction and Certified Excluding Protected Cells (Sum of 1499999, 2899999, 4299999 and 5699999)																	XXX
5899999	Total Protected Cells (Sum of 1399999, 2799999, 4199999 and 5599999)																	XXX
9999999	Totals																	XXX

ANNUAL STATEMENT FOR THE YEAR 2021 OF THE Safe Auto Value Insurance Company

SCHEDULE F - PART 3 (Continued)

Ceded Reinsurance as of December 31, Current Year (\$000 Omitted)
(Provision for Reinsurance for Certified Reinsurers)

ID Number From Col. 1	Name of Reinsurer From Col. 3	Provision for Certified Reinsurance													Complete if Col. 52 = "No"; Otherwise Enter 0			69 Provision for Overdue Reinsurance Ceded to Certified Reinsurers (Greater of [Col. 62 + Col. 65] or Col.68; not to Exceed Col. 63)
		54	55	56	57	58	59	60	61	62	63	64	65	66	67	68		
		Certified Reinsurer Rating (1 through 6)	Effective Date of Certified Reinsurer Rating	Percent Collateral Required for Full Credit (0% through 100%)	Catastrophe Recoverables Qualifying for Collateral Deferral	Net Recoverables Subject to Collateral Requirements for Full Credit (Col. 19 - Col. 57)	Dollar Amount of Collateral Required (Col. 56 * Col. 58)	Percent of Collateral Provided for Net Recoverables Subject to Collateral Requirements ([Col. 20 + Col. 21 + Col. 22 + Col. 24] / Col. 58)	Percent Credit Allowed on Net Recoverables Subject to Collateral Requirements (Col. 60 / Col. 56, not to exceed 100%)	20% of Recoverable on Paid Losses & LAE Over 90 Days Past Due Amounts in Dispute (Col. 45 * 20%)	Amount of Credit Allowed for Net Recoverables (Col. 57 + [Col. 58 * Col. 61])	Provision for Reinsurance with Certified Reinsurers Due to Collateral Deficiency (Col. 19 - Col. 63)	20% of Recoverable on Paid Losses & LAE Over 90 Days Past Due Amounts Not in Dispute (Col. 47 * 20%)	Total Collateral Provided (Col. 20 + Col. 21 + Col. 24, not to Exceed Col. 63)	Net Unsecured Recoverable for Which Credit is Allowed (Col. 63 - Col. 66)	20% of Amount in Col. 67		
31-1379882	Safe Auto Insurance Company	XXX	XXX	XXX	XXX	XXX	XXX	XXX	XXX	XXX	XXX	XXX	XXX	XXX	XXX	XXX	XXX	
0199999	Total Authorized - Affiliates - U.S. Intercompany Pooling			XXX	XXX	XXX	XXX	XXX	XXX	XXX	XXX	XXX	XXX	XXX	XXX	XXX	XXX	
0499999	Total Authorized - Affiliates - U.S. Non-Pool			XXX	XXX	XXX	XXX	XXX	XXX	XXX	XXX	XXX	XXX	XXX	XXX	XXX	XXX	
0799999	Total Authorized - Affiliates - Other (Non-U.S.)			XXX	XXX	XXX	XXX	XXX	XXX	XXX	XXX	XXX	XXX	XXX	XXX	XXX	XXX	
0899999	Total Authorized - Affiliates			XXX	XXX	XXX	XXX	XXX	XXX	XXX	XXX	XXX	XXX	XXX	XXX	XXX	XXX	
1499999	Total Authorized Excluding Protected Cells (Sum of 0899999, 0999999, 1099999, 1199999 and 1299999)			XXX	XXX	XXX	XXX	XXX	XXX	XXX	XXX	XXX	XXX	XXX	XXX	XXX	XXX	
1899999	Total Unauthorized - Affiliates - U.S. Non-Pool			XXX	XXX	XXX	XXX	XXX	XXX	XXX	XXX	XXX	XXX	XXX	XXX	XXX	XXX	
2199999	Total Unauthorized - Affiliates - Other (Non-U.S.)			XXX	XXX	XXX	XXX	XXX	XXX	XXX	XXX	XXX	XXX	XXX	XXX	XXX	XXX	
2299999	Total Unauthorized - Affiliates			XXX	XXX	XXX	XXX	XXX	XXX	XXX	XXX	XXX	XXX	XXX	XXX	XXX	XXX	
2899999	Total Unauthorized Excluding Protected Cells (Sum of 2299999, 2399999, 2499999, 2599999 and 2699999)			XXX	XXX	XXX	XXX	XXX	XXX	XXX	XXX	XXX	XXX	XXX	XXX	XXX	XXX	
3299999	Total Certified - Affiliates - U.S. Non-Pool			XXX				XXX	XXX									
3599999	Total Certified - Affiliates - Other (Non-U.S.)			XXX				XXX	XXX									
3699999	Total Certified - Affiliates			XXX				XXX	XXX									
4299999	Total Certified Excluding Protected Cells (Sum of 3699999, 3799999, 3899999, 3999999 and 4099999)			XXX				XXX	XXX									
4699999	Total Reciprocal Jurisdiction - Affiliates - U.S. Non-Pool			XXX	XXX	XXX	XXX	XXX	XXX	XXX	XXX	XXX	XXX	XXX	XXX	XXX	XXX	
4999999	Total Reciprocal Jurisdiction - Affiliates - Other (Non-U.S.)			XXX	XXX	XXX	XXX	XXX	XXX	XXX	XXX	XXX	XXX	XXX	XXX	XXX	XXX	
5099999	Total Reciprocal Jurisdiction - Affiliates			XXX	XXX	XXX	XXX	XXX	XXX	XXX	XXX	XXX	XXX	XXX	XXX	XXX	XXX	
5699999	Total Reciprocal Jurisdiction Excluding Protected Cells (Sum of 5099999, 5199999, 5299999, 5399999 and 5499999)			XXX	XXX	XXX	XXX	XXX	XXX	XXX	XXX	XXX	XXX	XXX	XXX	XXX	XXX	
5799999	Total Authorized, Unauthorized, Reciprocal Jurisdiction and Certified Excluding Protected Cells (Sum of 1499999, 2899999, 4299999 and 5699999)			XXX				XXX	XXX									
5899999	Total Protected Cells (Sum of 1399999, 2799999, 4199999 and 5599999)			XXX				XXX	XXX									
9999999	Totals			XXX				XXX	XXX									

ANNUAL STATEMENT FOR THE YEAR 2021 OF THE Safe Auto Value Insurance Company

SCHEDULE F - PART 3 (Continued)

Ceded Reinsurance as of December 31, Current Year (\$000 Omitted)
(Total Provision for Reinsurance)

ID Number From Col. 1	Name of Reinsurer From Col. 3	70 20% of Recoverable on Paid Losses & LAE Over 90 Days past Due Amounts Not in Dispute (Col. 47 * 20%)	71 Provision for Unauthorized Reinsurance		73 Provision for Overdue Authorized and Reciprocal Jurisdiction Reinsurance		75 Total Provision for Reinsurance			
			72 Provision for Reinsurance with Unauthorized Reinsurers Due to Collateral Deficiency (Col. 26)	74 Provision for Overdue Reinsurance from Unauthorized Reinsurers and Amounts in Dispute (Col. 70 + 20% of the Amount in Col. 16)	73 Complete if Col. 52 = "Yes"; Otherwise Enter 0 20% of Recoverable on Paid Losses & LAE Over 90 Days Past Due Amounts Not in Dispute + 20% of Amounts in Dispute ([Col. 47 * 20%] + [Col. 45 * 20%])	74 Complete if Col. 52 = "No"; Otherwise Enter 0 Greater of 20% of Net Recoverable Net of Funds Held & Collateral, or 20% of Recoverable on Paid Losses & LAE Over 90 Days Past Due (Greater of Col. 26 * 20% or Cols. [40 + 41] * 20%)	75 Provision for Amounts Ceded to Authorized and Reciprocal Jurisdiction Reinsurers (Cols. 73 + 74)	76 Provision for Amounts Ceded to Unauthorized Reinsurers (Cols. 71 + 72 Not in Excess of Col. 15)	77 Provision for Amounts Ceded to Certified Reinsurers (Cols. 64 + 69)	78 Total Provision for Reinsurance (Cols. 75 + 76 + 77)
31-1379882	Safe Auto Insurance Company		XXX	XXX				XXX	XXX	
0199999	Total Authorized - Affiliates - U.S. Intercompany Pooling		XXX	XXX				XXX	XXX	
0499999	Total Authorized - Affiliates - U.S. Non-Pool		XXX	XXX				XXX	XXX	
0799999	Total Authorized - Affiliates - Other (Non-U.S.)		XXX	XXX				XXX	XXX	
0899999	Total Authorized - Affiliates		XXX	XXX				XXX	XXX	
1499999	Total Authorized Excluding Protected Cells (Sum of 0899999, 0999999, 1099999, 1199999 and 1299999)		XXX	XXX				XXX	XXX	
1899999	Total Unauthorized - Affiliates - U.S. Non-Pool				XXX	XXX	XXX		XXX	
2199999	Total Unauthorized - Affiliates - Other (Non-U.S.)				XXX	XXX	XXX		XXX	
2299999	Total Unauthorized - Affiliates				XXX	XXX	XXX		XXX	
2899999	Total Unauthorized Excluding Protected Cells (Sum of 2299999, 2399999, 2499999, 2599999 and 2699999)				XXX	XXX	XXX		XXX	
3299999	Total Certified - Affiliates - U.S. Non-Pool	XXX	XXX	XXX	XXX	XXX	XXX	XXX	XXX	
3599999	Total Certified - Affiliates - Other (Non-U.S.)	XXX	XXX	XXX	XXX	XXX	XXX	XXX	XXX	
3699999	Total Certified - Affiliates	XXX	XXX	XXX	XXX	XXX	XXX	XXX	XXX	
4299999	Total Certified Excluding Protected Cells (Sum of 3699999, 3799999, 3899999, 3999999 and 4099999)	XXX	XXX	XXX	XXX	XXX	XXX	XXX	XXX	
4699999	Total Reciprocal Jurisdiction - Affiliates - U.S. Non-Pool		XXX	XXX				XXX	XXX	
4999999	Total Reciprocal Jurisdiction - Affiliates - Other (Non-U.S.)		XXX	XXX				XXX	XXX	
5099999	Total Reciprocal Jurisdiction - Affiliates		XXX	XXX				XXX	XXX	
5699999	Total Reciprocal Jurisdiction Excluding Protected Cells (Sum of 5099999, 5199999, 5299999, 5399999 and 5499999)		XXX	XXX				XXX	XXX	
5799999	Total Authorized, Unauthorized, Reciprocal Jurisdiction and Certified Excluding Protected Cells (Sum of 1499999, 2899999, 4299999 and 5699999)									
5899999	Total Protected Cells (Sum of 1399999, 2799999, 4199999 and 5599999)									
9999999	Totals									

ANNUAL STATEMENT FOR THE YEAR 2021 OF THE Safe Auto Value Insurance Company

SCHEDULE F - PART 4

Issuing or Confirming Banks for Letters of Credit from Schedule F, Part 3 (\$000 Omitted)

1 Issuing or Confirming Bank Reference Number Used in Col. 23 of Sch F Part 3	2 Letters of Credit Code	3 American Bankers Association (ABA) Routing Number	4 Issuing or Confirming Bank Name	5 Letters of Credit Amount
NONE				
Total				

ANNUAL STATEMENT FOR THE YEAR 2021 OF THE Safe Auto Value Insurance Company

SCHEDULE F - PART 5

Interrogatories for Schedule F, Part 3 (000 Omitted)

A. Report the five largest provisional commission rates included in the cedant's reinsurance treaties. The commission rate to be reported is by contract with ceded premium in excess of \$50,000:

	1 <u>Name of Reinsurer</u>	2 <u>Commission Rate</u>	3 <u>Ceded Premium</u>
1.
2.
3.
4.
5.

B. Report the five largest reinsurance recoverables reported in Schedule F, Part 3, Column 15, due from any one reinsurer (based on the total recoverables, Schedule F, Part 3, Line 9999999, Column 15), the amount of ceded premium, and indicate whether the recoverables are due from an affiliated insurer.

	1 <u>Name of Reinsurer</u>	2 <u>Total Recoverables</u>	3 <u>Ceded Premiums</u>	4 <u>Affiliated</u>
6.	Yes [] No []
7.	Yes [] No []
8.	Yes [] No []
9.	Yes [] No []
10.	Yes [] No []

NOTE: Disclosure of the five largest provisional commission rates should exclude mandatory pools and joint underwriting associations.

ANNUAL STATEMENT FOR THE YEAR 2021 OF THE Safe Auto Value Insurance Company

SCHEDULE F - PART 6

Restatement of Balance Sheet to Identify Net Credit for Reinsurance

	1 As Reported (Net of Ceded)	2 Restatement Adjustments	3 Restated (Gross of Ceded)
ASSETS (Page 2, Col. 3)			
1. Cash and invested assets (Line 12)	6,607,865		6,607,865
2. Premiums and considerations (Line 15)			
3. Reinsurance recoverable on loss and loss adjustment expense payments (Line 16.1)			
4. Funds held by or deposited with reinsured companies (Line 16.2)			
5. Other assets	111,193		111,193
6. Net amount recoverable from reinsurers		(83,173)	(83,173)
7. Protected cell assets (Line 27)			
8. Totals (Line 28)	6,719,058	(83,173)	6,635,885
LIABILITIES (Page 3)			
9. Losses and loss adjustment expenses (Lines 1 through 3)			
10. Taxes, expenses, and other obligations (Lines 4 through 8)	513		513
11. Unearned premiums (Line 9)			
12. Advance premiums (Line 10)			
13. Dividends declared and unpaid (Line 11.1 and 11.2)			
14. Ceded reinsurance premiums payable (net of ceding commissions (Line 12)	83,173	(83,173)	
15. Funds held by company under reinsurance treaties (Line 13)			
16. Amounts withheld or retained by company for account of others (Line 14)			
17. Provision for reinsurance (Line 16)			
18. Other liabilities	197,110		197,110
19. Total liabilities excluding protected cell business (Line 26)	280,796	(83,173)	197,623
20. Protected cell liabilities (Line 27)			
21. Surplus as regards policyholders (Line 37)	6,438,262	XXX	6,438,262
22. Totals (Line 38)	6,719,058	(83,173)	6,635,885

NOTE: Is the restatement of this exhibit the result of grossing up balances ceded to affiliates under 100 percent reinsurance or pooling arrangements? Yes [] No [X]

If yes, give full explanation:

Schedule H - Part 1 - Analysis of Underwriting Operations

N O N E

Schedule H - Part 2 - Reserves and Liabilities

N O N E

Schedule H - Part 3 - Test of Prior Year's Claim Reserves and Liabilities

N O N E

Schedule H - Part 4 - Reinsurance

N O N E

Schedule H - Part 5 - Health Claims

N O N E

ANNUAL STATEMENT FOR THE YEAR 2021 OF THE Safe Auto Value Insurance Company
SCHEDULE P - PART 1A - HOMEOWNERS/FAROWNERS
(\$000 OMITTED)

Years in Which Premiums Were Earned and Losses Were Incurred	Premiums Earned			Loss and Loss Expense Payments						10 Salvage and Subrogation Received	11 Total Net Paid Cols (4 - 5 + 6 - 7 + 8 - 9)	12 Number of Claims Reported Direct and Assumed
	1 Direct and Assumed	2 Ceded	3 Net (1 - 2)	Loss Payments		Defense and Cost Containment Payments		Adjusting and Other Payments				
				4 Direct and Assumed	5 Ceded	6 Direct and Assumed	7 Ceded	8 Direct and Assumed	9 Ceded			
1. Prior.....	XXX	XXX	XXX									XXX
2. 2012.....												
3. 2013.....												
4. 2014.....												
5. 2015.....												
6. 2016.....												
7. 2017.....												
8. 2018.....												
9. 2019.....												
10. 2020.....												
11. 2021.....												
12. Totals	XXX	XXX	XXX									XXX

	Losses Unpaid				Defense and Cost Containment Unpaid				Adjusting and Other Unpaid		23 Salvage and Subrogation Anticipated	24 Total Net Losses and Expenses Unpaid	25 Number of Claims Outstanding Direct and Assumed
	Case Basis		Bulk + IBNR		Case Basis		Bulk + IBNR		21 Direct and Assumed	22 Ceded			
	13 Direct and Assumed	14 Ceded	15 Direct and Assumed	16 Ceded	17 Direct and Assumed	18 Ceded	19 Direct and Assumed	20 Ceded					
1. Prior.....													
2. 2012.....													
3. 2013.....													
4. 2014.....													
5. 2015.....													
6. 2016.....													
7. 2017.....													
8. 2018.....													
9. 2019.....													
10. 2020.....													
11. 2021.....													
12. Totals													

	Total Losses and Loss Expenses Incurred			Loss and Loss Expense Percentage (Incurred / Premiums Earned)			Nontabular Discount		34 Inter-Company Pooling Participation Percentage	Net Balance Sheet Reserves After Discount	
	26 Direct and Assumed	27 Ceded	28 Net	29 Direct and Assumed	30 Ceded	31 Net	32 Loss	33 Loss Expense		35 Losses Unpaid	36 Loss Expenses Unpaid
1. Prior.....	XXX	XXX	XXX	XXX	XXX	XXX			XXX		
2. 2012.....											
3. 2013.....											
4. 2014.....											
5. 2015.....											
6. 2016.....											
7. 2017.....											
8. 2018.....											
9. 2019.....											
10. 2020.....											
11. 2021.....											
12. Totals	XXX	XXX	XXX	XXX	XXX	XXX			XXX		

ANNUAL STATEMENT FOR THE YEAR 2021 OF THE Safe Auto Value Insurance Company
SCHEDULE P - PART 1B - PRIVATE PASSENGER AUTO LIABILITY/MEDICAL
(\$000 OMITTED)

Years in Which Premiums Were Earned and Losses Were Incurred	Premiums Earned			Loss and Loss Expense Payments						10 Salvage and Subrogation Received	11 Total Net Paid Cols (4 - 5 + 6 - 7 + 8 - 9)	12 Number of Claims Reported Direct and Assumed	
	1 Direct and Assumed	2 Ceded	3 Net (1 - 2)	Loss Payments		Defense and Cost Containment Payments		Adjusting and Other Payments					
				4 Direct and Assumed	5 Ceded	6 Direct and Assumed	7 Ceded	8 Direct and Assumed	9 Ceded				
1. Prior.....	XXX	XXX	XXX	(6)							.6	(6)	XXX
2. 2012.....	8,220		8,220	5,383		218		829			152	6,430	2,508
3. 2013.....	8,188		8,188	5,220		200		699			149	6,119	2,379
4. 2014.....	8,665		8,665	5,711	311	178		685	6		135	6,257	2,273
5. 2015.....	8,930		8,930	5,923		174		662			120	6,759	2,434
6. 2016.....	8,726		8,726	5,696	35	169		770			142	6,601	2,266
7. 2017.....	9,902		9,902	5,690		154		844			175	6,689	2,387
8. 2018.....	11,182		11,182	6,011		128		864			194	7,003	2,744
9. 2019.....	10,352		10,352	5,716		92		890			141	6,698	2,616
10. 2020.....	9,729		9,729	4,092		22		738			118	4,852	2,263
11. 2021.....	7,281		7,281	1,723		31		552			39	2,306	1,950
12. Totals	XXX	XXX	XXX	51,159	346	1,366		7,533	6		1,371	59,707	XXX

	Losses Unpaid				Defense and Cost Containment Unpaid				Adjusting and Other Unpaid		23 Salvage and Subrogation Anticipated	24 Total Net Losses and Expenses Unpaid	25 Number of Claims Outstanding Direct and Assumed
	Case Basis		Bulk + IBNR		Case Basis		Bulk + IBNR						
	13 Direct and Assumed	14 Ceded	15 Direct and Assumed	16 Ceded	17 Direct and Assumed	18 Ceded	19 Direct and Assumed	20 Ceded	21 Direct and Assumed	22 Ceded			
1. Prior.....													
2. 2012.....													
3. 2013.....													
4. 2014.....													
5. 2015.....													1
6. 2016.....													2
7. 2017.....													3
8. 2018.....													9
9. 2019.....													31
10. 2020.....													89
11. 2021.....													364
12. Totals													499

	Total Losses and Loss Expenses Incurred			Loss and Loss Expense Percentage (Incurred / Premiums Earned)			Nontabular Discount		34 Inter-Company Pooling Participation Percentage	Net Balance Sheet Reserves After Discount	
	26 Direct and Assumed	27 Ceded	28 Net	29 Direct and Assumed	30 Ceded	31 Net	32 Loss	33 Loss Expense		35 Losses Unpaid	36 Loss Expenses Unpaid
	1. Prior.....	XXX	XXX	XXX	XXX	XXX	XXX				XXX
2. 2012.....	6,430		6,430	78.2		78.2					
3. 2013.....	6,119		6,119	74.7		74.7					
4. 2014.....	6,574	317	6,257	75.9		72.2					
5. 2015.....	6,759		6,759	75.7		75.7					
6. 2016.....	6,635	35	6,601	76.0		75.6					
7. 2017.....	6,689		6,689	67.6		67.6					
8. 2018.....	7,003		7,003	62.6		62.6					
9. 2019.....	6,698		6,698	64.7		64.7					
10. 2020.....	4,852		4,852	49.9		49.9					
11. 2021.....	2,306		2,306	31.7		31.7					
12. Totals	XXX	XXX	XXX	XXX	XXX	XXX			XXX		

ANNUAL STATEMENT FOR THE YEAR 2021 OF THE Safe Auto Value Insurance Company
SCHEDULE P - PART 1C - COMMERCIAL AUTO/TRUCK LIABILITY/MEDICAL
(\$000 OMITTED)

Years in Which Premiums Were Earned and Losses Were Incurred	Premiums Earned			Loss and Loss Expense Payments						10 Salvage and Subrogation Received	11 Total Net Paid Cols (4 - 5 + 6 - 7 + 8 - 9)	12 Number of Claims Reported Direct and Assumed
	1 Direct and Assumed	2 Ceded	3 Net (1 - 2)	Loss Payments		Defense and Cost Containment Payments		Adjusting and Other Payments				
				4 Direct and Assumed	5 Ceded	6 Direct and Assumed	7 Ceded	8 Direct and Assumed	9 Ceded			
1. Prior.....	XXX	XXX	XXX									XXX
2. 2012.....												
3. 2013.....												
4. 2014.....												
5. 2015.....												
6. 2016.....												
7. 2017.....												
8. 2018.....												
9. 2019.....												
10. 2020.....												
11. 2021.....												
12. Totals	XXX	XXX	XXX									XXX

	Losses Unpaid				Defense and Cost Containment Unpaid				Adjusting and Other Unpaid		23 Salvage and Subrogation Anticipated	24 Total Net Losses and Expenses Unpaid	25 Number of Claims Outstanding Direct and Assumed
	Case Basis		Bulk + IBNR		Case Basis		Bulk + IBNR		21 Direct and Assumed	22 Ceded			
	13 Direct and Assumed	14 Ceded	15 Direct and Assumed	16 Ceded	17 Direct and Assumed	18 Ceded	19 Direct and Assumed	20 Ceded					
1. Prior.....													
2. 2012.....													
3. 2013.....													
4. 2014.....													
5. 2015.....													
6. 2016.....													
7. 2017.....													
8. 2018.....													
9. 2019.....													
10. 2020.....													
11. 2021.....													
12. Totals													

	Total Losses and Loss Expenses Incurred			Loss and Loss Expense Percentage (Incurred / Premiums Earned)			Nontabular Discount		34 Inter-Company Pooling Participation Percentage	Net Balance Sheet Reserves After Discount	
	26 Direct and Assumed	27 Ceded	28 Net	29 Direct and Assumed	30 Ceded	31 Net	32 Loss	33 Loss Expense		35 Losses Unpaid	36 Loss Expenses Unpaid
1. Prior.....	XXX	XXX	XXX	XXX	XXX	XXX			XXX		
2. 2012.....											
3. 2013.....											
4. 2014.....											
5. 2015.....											
6. 2016.....											
7. 2017.....											
8. 2018.....											
9. 2019.....											
10. 2020.....											
11. 2021.....											
12. Totals	XXX	XXX	XXX	XXX	XXX	XXX			XXX		

ANNUAL STATEMENT FOR THE YEAR 2021 OF THE Safe Auto Value Insurance Company

SCHEDULE P - PART 1D - WORKERS' COMPENSATION
(EXCLUDING EXCESS WORKERS' COMPENSATION)

(\$000 OMITTED)

Years in Which Premiums Were Earned and Losses Were Incurred	Premiums Earned			Loss and Loss Expense Payments						10 Salvage and Subrogation Received	11 Total Net Paid Cols (4 - 5 + 6 - 7 + 8 - 9)	12 Number of Claims Reported Direct and Assumed
	1 Direct and Assumed	2 Ceded	3 Net (1 - 2)	Loss Payments		Defense and Cost Containment Payments		Adjusting and Other Payments				
				4 Direct and Assumed	5 Ceded	6 Direct and Assumed	7 Ceded	8 Direct and Assumed	9 Ceded			
1. Prior.....	XXX	XXX	XXX									XXX
2. 2012.....												
3. 2013.....												
4. 2014.....												
5. 2015.....												
6. 2016.....												
7. 2017.....												
8. 2018.....												
9. 2019.....												
10. 2020.....												
11. 2021.....												
12. Totals	XXX	XXX	XXX									XXX

	Losses Unpaid				Defense and Cost Containment Unpaid				Adjusting and Other Unpaid		23 Salvage and Subrogation Anticipated	24 Total Net Losses and Expenses Unpaid	25 Number of Claims Outstanding Direct and Assumed
	Case Basis		Bulk + IBNR		Case Basis		Bulk + IBNR		21 Direct and Assumed	22 Ceded			
	13 Direct and Assumed	14 Ceded	15 Direct and Assumed	16 Ceded	17 Direct and Assumed	18 Ceded	19 Direct and Assumed	20 Ceded					
1. Prior.....													
2. 2012.....													
3. 2013.....													
4. 2014.....													
5. 2015.....													
6. 2016.....													
7. 2017.....													
8. 2018.....													
9. 2019.....													
10. 2020.....													
11. 2021.....													
12. Totals													

	Total Losses and Loss Expenses Incurred			Loss and Loss Expense Percentage (Incurred / Premiums Earned)			Nontabular Discount		34 Inter-Company Pooling Participation Percentage	Net Balance Sheet Reserves After Discount	
	26 Direct and Assumed	27 Ceded	28 Net	29 Direct and Assumed	30 Ceded	31 Net	32 Loss	33 Loss Expense		35 Losses Unpaid	36 Loss Expenses Unpaid
1. Prior.....	XXX	XXX	XXX	XXX	XXX	XXX			XXX		
2. 2012.....											
3. 2013.....											
4. 2014.....											
5. 2015.....											
6. 2016.....											
7. 2017.....											
8. 2018.....											
9. 2019.....											
10. 2020.....											
11. 2021.....											
12. Totals	XXX	XXX	XXX	XXX	XXX	XXX			XXX		

ANNUAL STATEMENT FOR THE YEAR 2021 OF THE Safe Auto Value Insurance Company
SCHEDULE P - PART 1E - COMMERCIAL MULTIPLE PERIL
(\$000 OMITTED)

Years in Which Premiums Were Earned and Losses Were Incurred	Premiums Earned			Loss and Loss Expense Payments						10 Salvage and Subrogation Received	11 Total Net Paid Cols (4 - 5 + 6 - 7 + 8 - 9)	12 Number of Claims Reported Direct and Assumed
	1 Direct and Assumed	2 Ceded	3 Net (1 - 2)	Loss Payments		Defense and Cost Containment Payments		Adjusting and Other Payments				
				4 Direct and Assumed	5 Ceded	6 Direct and Assumed	7 Ceded	8 Direct and Assumed	9 Ceded			
1. Prior.....	XXX	XXX	XXX									XXX
2. 2012.....												
3. 2013.....												
4. 2014.....												
5. 2015.....												
6. 2016.....												
7. 2017.....												
8. 2018.....												
9. 2019.....												
10. 2020.....												
11. 2021.....												
12. Totals	XXX	XXX	XXX									XXX

	Losses Unpaid				Defense and Cost Containment Unpaid				Adjusting and Other Unpaid		23 Salvage and Subrogation Anticipated	24 Total Net Losses and Expenses Unpaid	25 Number of Claims Outstanding Direct and Assumed
	Case Basis		Bulk + IBNR		Case Basis		Bulk + IBNR		21 Direct and Assumed	22 Ceded			
	13 Direct and Assumed	14 Ceded	15 Direct and Assumed	16 Ceded	17 Direct and Assumed	18 Ceded	19 Direct and Assumed	20 Ceded					
1. Prior.....													
2. 2012.....													
3. 2013.....													
4. 2014.....													
5. 2015.....													
6. 2016.....													
7. 2017.....													
8. 2018.....													
9. 2019.....													
10. 2020.....													
11. 2021.....													
12. Totals													

	Total Losses and Loss Expenses Incurred			Loss and Loss Expense Percentage (Incurred / Premiums Earned)			Nontabular Discount		34 Inter-Company Pooling Participation Percentage	Net Balance Sheet Reserves After Discount	
	26 Direct and Assumed	27 Ceded	28 Net	29 Direct and Assumed	30 Ceded	31 Net	32 Loss	33 Loss Expense		35 Losses Unpaid	36 Loss Expenses Unpaid
1. Prior.....	XXX	XXX	XXX	XXX	XXX	XXX			XXX		
2. 2012.....											
3. 2013.....											
4. 2014.....											
5. 2015.....											
6. 2016.....											
7. 2017.....											
8. 2018.....											
9. 2019.....											
10. 2020.....											
11. 2021.....											
12. Totals	XXX	XXX	XXX	XXX	XXX	XXX			XXX		

ANNUAL STATEMENT FOR THE YEAR 2021 OF THE Safe Auto Value Insurance Company
SCHEDULE P - PART 1F - SECTION 1 - MEDICAL PROFESSIONAL LIABILITY - OCCURRENCE
(\$000 OMITTED)

Years in Which Premiums Were Earned and Losses Were Incurred	Premiums Earned			Loss and Loss Expense Payments						10 Salvage and Subrogation Received	11 Total Net Paid Cols (4 - 5 + 6 - 7 + 8 - 9)	12 Number of Claims Reported Direct and Assumed
	1 Direct and Assumed	2 Ceded	3 Net (1 - 2)	Loss Payments		Defense and Cost Containment Payments		Adjusting and Other Payments				
				4 Direct and Assumed	5 Ceded	6 Direct and Assumed	7 Ceded	8 Direct and Assumed	9 Ceded			
1. Prior.....	XXX	XXX	XXX									XXX
2. 2012.....												
3. 2013.....												
4. 2014.....												
5. 2015.....												
6. 2016.....												
7. 2017.....												
8. 2018.....												
9. 2019.....												
10. 2020.....												
11. 2021.....												
12. Totals	XXX	XXX	XXX									XXX

	Losses Unpaid				Defense and Cost Containment Unpaid				Adjusting and Other Unpaid		23 Salvage and Subrogation Anticipated	24 Total Net Losses and Expenses Unpaid	25 Number of Claims Outstanding Direct and Assumed
	Case Basis		Bulk + IBNR		Case Basis		Bulk + IBNR		21 Direct and Assumed	22 Ceded			
	13 Direct and Assumed	14 Ceded	15 Direct and Assumed	16 Ceded	17 Direct and Assumed	18 Ceded	19 Direct and Assumed	20 Ceded					
1. Prior.....													
2. 2012.....													
3. 2013.....													
4. 2014.....													
5. 2015.....													
6. 2016.....													
7. 2017.....													
8. 2018.....													
9. 2019.....													
10. 2020.....													
11. 2021.....													
12. Totals													

	Total Losses and Loss Expenses Incurred			Loss and Loss Expense Percentage (Incurred / Premiums Earned)			Nontabular Discount		34 Inter-Company Pooling Participation Percentage	Net Balance Sheet Reserves After Discount	
	26 Direct and Assumed	27 Ceded	28 Net	29 Direct and Assumed	30 Ceded	31 Net	32 Loss	33 Loss Expense		35 Losses Unpaid	36 Loss Expenses Unpaid
1. Prior.....	XXX	XXX	XXX	XXX	XXX	XXX			XXX		
2. 2012.....											
3. 2013.....											
4. 2014.....											
5. 2015.....											
6. 2016.....											
7. 2017.....											
8. 2018.....											
9. 2019.....											
10. 2020.....											
11. 2021.....											
12. Totals	XXX	XXX	XXX	XXX	XXX	XXX			XXX		

ANNUAL STATEMENT FOR THE YEAR 2021 OF THE Safe Auto Value Insurance Company
SCHEDULE P - PART 1F - SECTION 2 - MEDICAL PROFESSIONAL LIABILITY - CLAIMS-MADE
(\$000 OMITTED)

Years in Which Premiums Were Earned and Losses Were Incurred	Premiums Earned			Loss and Loss Expense Payments						10 Salvage and Subrogation Received	11 Total Net Paid Cols (4 - 5 + 6 - 7 + 8 - 9)	12 Number of Claims Reported Direct and Assumed
	1 Direct and Assumed	2 Ceded	3 Net (1 - 2)	Loss Payments		Defense and Cost Containment Payments		Adjusting and Other Payments				
				4 Direct and Assumed	5 Ceded	6 Direct and Assumed	7 Ceded	8 Direct and Assumed	9 Ceded			
1. Prior.....	XXX	XXX	XXX									XXX
2. 2012.....												
3. 2013.....												
4. 2014.....												
5. 2015.....												
6. 2016.....												
7. 2017.....												
8. 2018.....												
9. 2019.....												
10. 2020.....												
11. 2021.....												
12. Totals	XXX	XXX	XXX									XXX

	Losses Unpaid				Defense and Cost Containment Unpaid				Adjusting and Other Unpaid		23 Salvage and Subrogation Anticipated	24 Total Net Losses and Expenses Unpaid	25 Number of Claims Outstanding Direct and Assumed
	Case Basis		Bulk + IBNR		Case Basis		Bulk + IBNR		21 Direct and Assumed	22 Ceded			
	13 Direct and Assumed	14 Ceded	15 Direct and Assumed	16 Ceded	17 Direct and Assumed	18 Ceded	19 Direct and Assumed	20 Ceded					
1. Prior.....													
2. 2012.....													
3. 2013.....													
4. 2014.....													
5. 2015.....													
6. 2016.....													
7. 2017.....													
8. 2018.....													
9. 2019.....													
10. 2020.....													
11. 2021.....													
12. Totals													

	Total Losses and Loss Expenses Incurred			Loss and Loss Expense Percentage (Incurred / Premiums Earned)			Nontabular Discount		34 Inter-Company Pooling Participation Percentage	Net Balance Sheet Reserves After Discount	
	26 Direct and Assumed	27 Ceded	28 Net	29 Direct and Assumed	30 Ceded	31 Net	32 Loss	33 Loss Expense		35 Losses Unpaid	36 Loss Expenses Unpaid
1. Prior.....	XXX	XXX	XXX	XXX	XXX	XXX			XXX		
2. 2012.....											
3. 2013.....											
4. 2014.....											
5. 2015.....											
6. 2016.....											
7. 2017.....											
8. 2018.....											
9. 2019.....											
10. 2020.....											
11. 2021.....											
12. Totals	XXX	XXX	XXX	XXX	XXX	XXX			XXX		

ANNUAL STATEMENT FOR THE YEAR 2021 OF THE Safe Auto Value Insurance Company
SCHEDULE P - PART 1G - SPECIAL LIABILITY (OCEAN MARINE, AIRCRAFT (ALL PERILS),
BOILER AND MACHINERY)
(\$000 OMITTED)

Years in Which Premiums Were Earned and Losses Were Incurred	Premiums Earned			Loss and Loss Expense Payments						10 Salvage and Subrogation Received	11 Total Net Paid Cols (4 - 5 + 6 - 7 + 8 - 9)	12 Number of Claims Reported Direct and Assumed
	1	2	3	Loss Payments		Defense and Cost Containment Payments		Adjusting and Other Payments				
	Direct and Assumed	Ceded	Net (1 - 2)	4 Direct and Assumed	5 Ceded	6 Direct and Assumed	7 Ceded	8 Direct and Assumed	9 Ceded			
1. Prior	XXX	XXX	XXX									XXX
2. 2012												XXX
3. 2013												XXX
4. 2014												XXX
5. 2015												XXX
6. 2016												XXX
7. 2017												XXX
8. 2018												XXX
9. 2019												XXX
10. 2020												XXX
11. 2021												XXX
12. Totals	XXX	XXX	XXX									XXX

	Losses Unpaid				Defense and Cost Containment Unpaid				Adjusting and Other Unpaid		23 Salvage and Subrogation Anticipated	24 Total Net Losses and Expenses Unpaid	25 Number of Claims Outstanding Direct and Assumed
	Case Basis		Bulk + IBNR		Case Basis		Bulk + IBNR						
	13 Direct and Assumed	14 Ceded	15 Direct and Assumed	16 Ceded	17 Direct and Assumed	18 Ceded	19 Direct and Assumed	20 Ceded	21 Direct and Assumed	22 Ceded			
1. Prior													
2. 2012													
3. 2013													
4. 2014													
5. 2015													
6. 2016													
7. 2017													
8. 2018													
9. 2019													
10. 2020													
11. 2021													
12. Totals													

	Total Losses and Loss Expenses Incurred			Loss and Loss Expense Percentage (Incurred /Premiums Earned)			Nontabular Discount		34 Inter-Company Pooling Participation Percentage	Net Balance Sheet Reserves After Discount	
	26	27	28	29	30	31	32	33		35	36
	Direct and Assumed	Ceded	Net	Direct and Assumed	Ceded	Net	Loss	Loss Expense		Losses Unpaid	Loss Expenses Unpaid
1. Prior	XXX	XXX	XXX	XXX	XXX	XXX			XXX		
2. 2012											
3. 2013											
4. 2014											
5. 2015											
6. 2016											
7. 2017											
8. 2018											
9. 2019											
10. 2020											
11. 2021											
12. Totals	XXX	XXX	XXX	XXX	XXX	XXX			XXX		

ANNUAL STATEMENT FOR THE YEAR 2021 OF THE Safe Auto Value Insurance Company
SCHEDULE P - PART 1H - SECTION 1 - OTHER LIABILITY - OCCURRENCE
(\$000 OMITTED)

Years in Which Premiums Were Earned and Losses Were Incurred	Premiums Earned			Loss and Loss Expense Payments						10 Salvage and Subrogation Received	11 Total Net Paid Cols (4 - 5 + 6 - 7 + 8 - 9)	12 Number of Claims Reported Direct and Assumed
	1 Direct and Assumed	2 Ceded	3 Net (1 - 2)	Loss Payments		Defense and Cost Containment Payments		Adjusting and Other Payments				
				4 Direct and Assumed	5 Ceded	6 Direct and Assumed	7 Ceded	8 Direct and Assumed	9 Ceded			
1. Prior.....	XXX	XXX	XXX									XXX
2. 2012.....												
3. 2013.....												
4. 2014.....												
5. 2015.....												
6. 2016.....												
7. 2017.....												
8. 2018.....												
9. 2019.....												
10. 2020.....												
11. 2021.....												
12. Totals	XXX	XXX	XXX									XXX

	Losses Unpaid				Defense and Cost Containment Unpaid				Adjusting and Other Unpaid		23 Salvage and Subrogation Anticipated	24 Total Net Losses and Expenses Unpaid	25 Number of Claims Outstanding Direct and Assumed
	Case Basis		Bulk + IBNR		Case Basis		Bulk + IBNR		21 Direct and Assumed	22 Ceded			
	13 Direct and Assumed	14 Ceded	15 Direct and Assumed	16 Ceded	17 Direct and Assumed	18 Ceded	19 Direct and Assumed	20 Ceded					
1. Prior.....													
2. 2012.....													
3. 2013.....													
4. 2014.....													
5. 2015.....													
6. 2016.....													
7. 2017.....													
8. 2018.....													
9. 2019.....													
10. 2020.....													
11. 2021.....													
12. Totals													

	Total Losses and Loss Expenses Incurred			Loss and Loss Expense Percentage (Incurred / Premiums Earned)			Nontabular Discount		34 Inter-Company Pooling Participation Percentage	Net Balance Sheet Reserves After Discount	
	26 Direct and Assumed	27 Ceded	28 Net	29 Direct and Assumed	30 Ceded	31 Net	32 Loss	33 Loss Expense		35 Losses Unpaid	36 Loss Expenses Unpaid
1. Prior.....	XXX	XXX	XXX	XXX	XXX	XXX			XXX		
2. 2012.....											
3. 2013.....											
4. 2014.....											
5. 2015.....											
6. 2016.....											
7. 2017.....											
8. 2018.....											
9. 2019.....											
10. 2020.....											
11. 2021.....											
12. Totals	XXX	XXX	XXX	XXX	XXX	XXX			XXX		

ANNUAL STATEMENT FOR THE YEAR 2021 OF THE Safe Auto Value Insurance Company
SCHEDULE P - PART 1H - SECTION 2 - OTHER LIABILITY - CLAIMS-MADE
(\$000 OMITTED)

Years in Which Premiums Were Earned and Losses Were Incurred	Premiums Earned			Loss and Loss Expense Payments						10 Salvage and Subrogation Received	11 Total Net Paid Cols (4 - 5 + 6 - 7 + 8 - 9)	12 Number of Claims Reported Direct and Assumed
	1 Direct and Assumed	2 Ceded	3 Net (1 - 2)	Loss Payments		Defense and Cost Containment Payments		Adjusting and Other Payments				
				4 Direct and Assumed	5 Ceded	6 Direct and Assumed	7 Ceded	8 Direct and Assumed	9 Ceded			
1. Prior.....	XXX	XXX	XXX									XXX
2. 2012.....												
3. 2013.....												
4. 2014.....												
5. 2015.....												
6. 2016.....												
7. 2017.....												
8. 2018.....												
9. 2019.....												
10. 2020.....												
11. 2021.....												
12. Totals	XXX	XXX	XXX									XXX

	Losses Unpaid				Defense and Cost Containment Unpaid				Adjusting and Other Unpaid		23 Salvage and Subrogation Anticipated	24 Total Net Losses and Expenses Unpaid	25 Number of Claims Outstanding Direct and Assumed
	Case Basis		Bulk + IBNR		Case Basis		Bulk + IBNR		21 Direct and Assumed	22 Ceded			
	13 Direct and Assumed	14 Ceded	15 Direct and Assumed	16 Ceded	17 Direct and Assumed	18 Ceded	19 Direct and Assumed	20 Ceded					
1. Prior.....													
2. 2012.....													
3. 2013.....													
4. 2014.....													
5. 2015.....													
6. 2016.....													
7. 2017.....													
8. 2018.....													
9. 2019.....													
10. 2020.....													
11. 2021.....													
12. Totals													

	Total Losses and Loss Expenses Incurred			Loss and Loss Expense Percentage (Incurred / Premiums Earned)			Nontabular Discount		34 Inter-Company Pooling Participation Percentage	Net Balance Sheet Reserves After Discount	
	26 Direct and Assumed	27 Ceded	28 Net	29 Direct and Assumed	30 Ceded	31 Net	32 Loss	33 Loss Expense		35 Losses Unpaid	36 Loss Expenses Unpaid
1. Prior.....	XXX	XXX	XXX	XXX	XXX	XXX			XXX		
2. 2012.....											
3. 2013.....											
4. 2014.....											
5. 2015.....											
6. 2016.....											
7. 2017.....											
8. 2018.....											
9. 2019.....											
10. 2020.....											
11. 2021.....											
12. Totals	XXX	XXX	XXX	XXX	XXX	XXX			XXX		

ANNUAL STATEMENT FOR THE YEAR 2021 OF THE Safe Auto Value Insurance Company
SCHEDULE P - PART 11 - SPECIAL PROPERTY (FIRE, ALLIED LINES, INLAND MARINE, EARTHQUAKE, BURGLARY AND THEFT)
 (\$000 OMITTED)

Years in Which Premiums Were Earned and Losses Were Incurred	Premiums Earned			Loss and Loss Expense Payments						12 Number of Claims Reported Direct and Assumed		
	1 Direct and Assumed	2 Ceded	3 Net (1 - 2)	Loss Payments		Defense and Cost Containment Payments		Adjusting and Other Payments			10 Salvage and Subrogation Received	11 Total Net Paid Cols (4 - 5 + 6 - 7 + 8 - 9)
				4 Direct and Assumed	5 Ceded	6 Direct and Assumed	7 Ceded	8 Direct and Assumed	9 Ceded			
1. Prior	XXX	XXX	XXX									XXX
2. 2020												XXX
3. 2021												XXX
4. Totals	XXX	XXX	XXX									XXX

	Losses Unpaid				Defense and Cost Containment Unpaid				Adjusting and Other Unpaid		23 Salvage and Subrogation Anticipated	24 Total Net Losses and Expenses Unpaid	25 Number of Claims Outstanding Direct and Assumed
	Case Basis		Bulk + IBNR		Case Basis		Bulk + IBNR		Adjusting and Other Unpaid				
	13 Direct and Assumed	14 Ceded	15 Direct and Assumed	16 Ceded	17 Direct and Assumed	18 Ceded	19 Direct and Assumed	20 Ceded	21 Direct and Assumed	22 Ceded			
1. Prior													
2. 2020													
3. 2021													
4. Totals													

	Total Losses and Loss Expenses Incurred			Loss and Loss Expense Percentage (Incurred / Premiums Earned)			Nontabular Discount		34 Inter-Company Pooling Participation Percentage	Net Balance Sheet Reserves After Discount	
	26 Direct and Assumed	27 Ceded	28 Net	29 Direct and Assumed	30 Ceded	31 Net	32 Loss	33 Loss Expense		35 Losses Unpaid	36 Loss Expenses Unpaid
	1. Prior	XXX	XXX	XXX	XXX	XXX	XXX				XXX
2. 2020											
3. 2021											
4. Totals	XXX	XXX	XXX	XXX	XXX	XXX			XXX		

ANNUAL STATEMENT FOR THE YEAR 2021 OF THE Safe Auto Value Insurance Company
SCHEDULE P - PART 1J - AUTO PHYSICAL DAMAGE
(\$000 OMITTED)

Years in Which Premiums Were Earned and Losses Were Incurred	Premiums Earned			Loss and Loss Expense Payments						12 Number of Claims Reported Direct and Assumed		
	1 Direct and Assumed	2 Ceded	3 Net (1 - 2)	Loss Payments		Defense and Cost Containment Payments		Adjusting and Other Payments			10 Salvage and Subrogation Received	11 Total Net Paid Cols (4 - 5 + 6 - 7 + 8 - 9)
				4 Direct and Assumed	5 Ceded	6 Direct and Assumed	7 Ceded	8 Direct and Assumed	9 Ceded			
1. Prior	XXX	XXX	XXX	5		3		5		8	13	XXX
2. 2020	3,613	2	3,611	2,279		7		352		479	2,637	1,376
3. 2021	2,834		2,834	2,063		2		253		233	2,318	1,149
4. Totals	XXX	XXX	XXX	4,347		12		610		720	4,968	XXX

	Losses Unpaid				Defense and Cost Containment Unpaid				Adjusting and Other Unpaid		23 Salvage and Subrogation Anticipated	24 Total Net Losses and Expenses Unpaid	25 Number of Claims Outstanding Direct and Assumed
	Case Basis		Bulk + IBNR		Case Basis		Bulk + IBNR		Adjusting and Other Unpaid				
	13 Direct and Assumed	14 Ceded	15 Direct and Assumed	16 Ceded	17 Direct and Assumed	18 Ceded	19 Direct and Assumed	20 Ceded	21 Direct and Assumed	22 Ceded			
1. Prior													
2. 2020													2
3. 2021													81
4. Totals													83

	Total Losses and Loss Expenses Incurred			Loss and Loss Expense Percentage (Incurred / Premiums Earned)			Nontabular Discount		34 Inter-Company Pooling Participation Percentage	Net Balance Sheet Reserves After Discount	
	26 Direct and Assumed	27 Ceded	28 Net	29 Direct and Assumed	30 Ceded	31 Net	32 Loss	33 Loss Expense		35 Losses Unpaid	36 Loss Expenses Unpaid
	1. Prior	XXX	XXX	XXX	XXX	XXX	XXX				XXX
2. 2020	2,637		2,637	73.0		73.0					
3. 2021	2,318		2,318	81.8		81.8					
4. Totals	XXX	XXX	XXX	XXX	XXX	XXX			XXX		

ANNUAL STATEMENT FOR THE YEAR 2021 OF THE Safe Auto Value Insurance Company
SCHEDULE P - PART 1K - FIDELITY/SURETY
(\$000 OMITTED)

Years in Which Premiums Were Earned and Losses Were Incurred	Premiums Earned			Loss and Loss Expense Payments							12 Number of Claims Reported Direct and Assumed	
	1 Direct and Assumed	2 Ceded	3 Net (1 - 2)	Loss Payments		Defense and Cost Containment Payments		Adjusting and Other Payments		10 Salvage and Subrogation Received		11 Total Net Paid Cols (4 - 5 + 6 - 7 + 8 - 9)
				4 Direct and Assumed	5 Ceded	6 Direct and Assumed	7 Ceded	8 Direct and Assumed	9 Ceded			
1. Prior.....	XXX	XXX	XXX									XXX
2. 2020.....												XXX
3. 2021.....												XXX
4. Totals	XXX	XXX	XXX									XXX

	Losses Unpaid				Defense and Cost Containment Unpaid				Adjusting and Other Unpaid		23 Salvage and Subrogation Anticipated	24 Total Net Losses and Expenses Unpaid	25 Number of Claims Outstanding Direct and Assumed
	Case Basis		Bulk + IBNR		Case Basis		Bulk + IBNR		Adjusting and Other Unpaid				
	13 Direct and Assumed	14 Ceded	15 Direct and Assumed	16 Ceded	17 Direct and Assumed	18 Ceded	19 Direct and Assumed	20 Ceded	21 Direct and Assumed	22 Ceded			
1. Prior.....													
2. 2020.....													
3. 2021.....													
4. Totals													

	Total Losses and Loss Expenses Incurred			Loss and Loss Expense Percentage (Incurred / Premiums Earned)			Nontabular Discount		34 Inter-Company Pooling Participation Percentage	Net Balance Sheet Reserves After Discount	
	26 Direct and Assumed	27 Ceded	28 Net	29 Direct and Assumed	30 Ceded	31 Net	32 Loss	33 Loss Expense		35 Losses Unpaid	36 Loss Expenses Unpaid
	1. Prior.....	XXX	XXX	XXX	XXX	XXX	XXX				XXX
2. 2020.....											
3. 2021.....											
4. Totals	XXX	XXX	XXX	XXX	XXX	XXX			XXX		

ANNUAL STATEMENT FOR THE YEAR 2021 OF THE Safe Auto Value Insurance Company
SCHEDULE P - PART 1L - OTHER (INCLUDING CREDIT, ACCIDENT AND HEALTH)
(\$000 OMITTED)

Years in Which Premiums Were Earned and Losses Were Incurred	Premiums Earned			Loss and Loss Expense Payments							12 Number of Claims Reported Direct and Assumed	
	1 Direct and Assumed	2 Ceded	3 Net (1 - 2)	Loss Payments		Defense and Cost Containment Payments		Adjusting and Other Payments		10 Salvage and Subrogation Received		11 Total Net Paid Cols (4 - 5 + 6 - 7 + 8 - 9)
				4 Direct and Assumed	5 Ceded	6 Direct and Assumed	7 Ceded	8 Direct and Assumed	9 Ceded			
1. Prior.....	XXX	XXX	XXX									XXX
2. 2020.....												XXX
3. 2021.....												XXX
4. Totals	XXX	XXX	XXX									XXX

	Losses Unpaid				Defense and Cost Containment Unpaid				Adjusting and Other Unpaid		23 Salvage and Subrogation Anticipated	24 Total Net Losses and Expenses Unpaid	25 Number of Claims Outstanding Direct and Assumed
	Case Basis		Bulk + IBNR		Case Basis		Bulk + IBNR		Adjusting and Other Unpaid				
	13 Direct and Assumed	14 Ceded	15 Direct and Assumed	16 Ceded	17 Direct and Assumed	18 Ceded	19 Direct and Assumed	20 Ceded	21 Direct and Assumed	22 Ceded			
1. Prior.....													
2. 2020.....													
3. 2021.....													
4. Totals													

	Total Losses and Loss Expenses Incurred			Loss and Loss Expense Percentage (Incurred / Premiums Earned)			Nontabular Discount		34 Inter-Company Pooling Participation Percentage	Net Balance Sheet Reserves After Discount	
	26 Direct and Assumed	27 Ceded	28 Net	29 Direct and Assumed	30 Ceded	31 Net	32 Loss	33 Loss Expense		35 Losses Unpaid	36 Loss Expenses Unpaid
	1. Prior.....	XXX	XXX	XXX	XXX	XXX	XXX				XXX
2. 2020.....											
3. 2021.....											
4. Totals	XXX	XXX	XXX	XXX	XXX	XXX			XXX		

ANNUAL STATEMENT FOR THE YEAR 2021 OF THE Safe Auto Value Insurance Company
SCHEDULE P - PART 1M - INTERNATIONAL
(\$000 OMITTED)

Years in Which Premiums Were Earned and Losses Were Incurred	Premiums Earned			Loss and Loss Expense Payments						10 Salvage and Subrogation Received	11 Total Net Paid Cols (4 - 5 + 6 - 7 + 8 - 9)	12 Number of Claims Reported Direct and Assumed
	1 Direct and Assumed	2 Ceded	3 Net (1 - 2)	Loss Payments		Defense and Cost Containment Payments		Adjusting and Other Payments				
				4 Direct and Assumed	5 Ceded	6 Direct and Assumed	7 Ceded	8 Direct and Assumed	9 Ceded			
1. Prior.....	XXX	XXX	XXX									XXX
2. 2012.....												XXX
3. 2013.....												XXX
4. 2014.....												XXX
5. 2015.....												XXX
6. 2016.....												XXX
7. 2017.....												XXX
8. 2018.....												XXX
9. 2019.....												XXX
10. 2020.....												XXX
11. 2021.....												XXX
12. Totals	XXX	XXX	XXX									XXX

	Losses Unpaid				Defense and Cost Containment Unpaid				Adjusting and Other Unpaid		23 Salvage and Subrogation Anticipated	24 Total Net Losses and Expenses Unpaid	25 Number of Claims Outstanding Direct and Assumed
	Case Basis		Bulk + IBNR		Case Basis		Bulk + IBNR		21 Direct and Assumed	22 Ceded			
	13 Direct and Assumed	14 Ceded	15 Direct and Assumed	16 Ceded	17 Direct and Assumed	18 Ceded	19 Direct and Assumed	20 Ceded					
1. Prior.....													
2. 2012.....													
3. 2013.....													
4. 2014.....													
5. 2015.....													
6. 2016.....													
7. 2017.....													
8. 2018.....													
9. 2019.....													
10. 2020.....													
11. 2021.....													
12. Totals													

	Total Losses and Loss Expenses Incurred			Loss and Loss Expense Percentage (Incurred / Premiums Earned)			Nontabular Discount		34 Inter-Company Pooling Participation Percentage	Net Balance Sheet Reserves After Discount	
	26 Direct and Assumed	27 Ceded	28 Net	29 Direct and Assumed	30 Ceded	31 Net	32 Loss	33 Loss Expense		35 Losses Unpaid	36 Loss Expenses Unpaid
1. Prior.....	XXX	XXX	XXX	XXX	XXX	XXX			XXX		
2. 2012.....											
3. 2013.....											
4. 2014.....											
5. 2015.....											
6. 2016.....											
7. 2017.....											
8. 2018.....											
9. 2019.....											
10. 2020.....											
11. 2021.....											
12. Totals	XXX	XXX	XXX	XXX	XXX	XXX			XXX		

ANNUAL STATEMENT FOR THE YEAR 2021 OF THE Safe Auto Value Insurance Company
SCHEDULE P - PART 1N - REINSURANCE - NONPROPORTIONAL ASSUMED PROPERTY
(\$000 OMITTED)

Years in Which Premiums Were Earned and Losses Were Incurred	Premiums Earned			Loss and Loss Expense Payments						10 Salvage and Subrogation Received	11 Total Net Paid Cols (4 - 5 + 6 - 7 + 8 - 9)	12 Number of Claims Reported Direct and Assumed
	1 Direct and Assumed	2 Ceded	3 Net (1 - 2)	Loss Payments		Defense and Cost Containment Payments		Adjusting and Other Payments				
				4 Direct and Assumed	5 Ceded	6 Direct and Assumed	7 Ceded	8 Direct and Assumed	9 Ceded			
1. Prior.....	XXX	XXX	XXX									XXX
2. 2012.....												XXX
3. 2013.....												XXX
4. 2014.....												XXX
5. 2015.....												XXX
6. 2016.....												XXX
7. 2017.....												XXX
8. 2018.....												XXX
9. 2019.....												XXX
10. 2020.....												XXX
11. 2021.....												XXX
12. Totals	XXX	XXX	XXX									XXX

	Losses Unpaid				Defense and Cost Containment Unpaid				Adjusting and Other Unpaid		23 Salvage and Subrogation Anticipated	24 Total Net Losses and Expenses Unpaid	25 Number of Claims Outstanding Direct and Assumed
	Case Basis		Bulk + IBNR		Case Basis		Bulk + IBNR		21 Direct and Assumed	22 Ceded			
	13 Direct and Assumed	14 Ceded	15 Direct and Assumed	16 Ceded	17 Direct and Assumed	18 Ceded	19 Direct and Assumed	20 Ceded					
1. Prior.....													XXX
2. 2012.....													XXX
3. 2013.....													XXX
4. 2014.....													XXX
5. 2015.....													XXX
6. 2016.....													XXX
7. 2017.....													XXX
8. 2018.....													XXX
9. 2019.....													XXX
10. 2020.....													XXX
11. 2021.....													XXX
12. Totals													XXX

	Total Losses and Loss Expenses Incurred			Loss and Loss Expense Percentage (Incurred / Premiums Earned)			Nontabular Discount		34 Inter-Company Pooling Participation Percentage	Net Balance Sheet Reserves After Discount	
	26 Direct and Assumed	27 Ceded	28 Net	29 Direct and Assumed	30 Ceded	31 Net	32 Loss	33 Loss Expense		35 Losses Unpaid	36 Loss Expenses Unpaid
1. Prior.....	XXX	XXX	XXX	XXX	XXX	XXX			XXX		
2. 2012.....											
3. 2013.....											
4. 2014.....											
5. 2015.....											
6. 2016.....											
7. 2017.....											
8. 2018.....											
9. 2019.....											
10. 2020.....											
11. 2021.....											
12. Totals	XXX	XXX	XXX	XXX	XXX	XXX			XXX		

ANNUAL STATEMENT FOR THE YEAR 2021 OF THE Safe Auto Value Insurance Company
SCHEDULE P - PART 10 - REINSURANCE - NONPROPORTIONAL ASSUMED LIABILITY
(\$000 OMITTED)

Years in Which Premiums Were Earned and Losses Were Incurred	Premiums Earned			Loss and Loss Expense Payments						10 Salvage and Subrogation Received	11 Total Net Paid Cols (4 - 5 + 6 - 7 + 8 - 9)	12 Number of Claims Reported Direct and Assumed
	1 Direct and Assumed	2 Ceded	3 Net (1 - 2)	Loss Payments		Defense and Cost Containment Payments		Adjusting and Other Payments				
				4 Direct and Assumed	5 Ceded	6 Direct and Assumed	7 Ceded	8 Direct and Assumed	9 Ceded			
1. Prior.....	XXX	XXX	XXX									XXX
2. 2012.....												XXX
3. 2013.....												XXX
4. 2014.....												XXX
5. 2015.....												XXX
6. 2016.....												XXX
7. 2017.....												XXX
8. 2018.....												XXX
9. 2019.....												XXX
10. 2020.....												XXX
11. 2021.....												XXX
12. Totals	XXX	XXX	XXX									XXX

	Losses Unpaid				Defense and Cost Containment Unpaid				Adjusting and Other Unpaid		23 Salvage and Subrogation Anticipated	24 Total Net Losses and Expenses Unpaid	25 Number of Claims Outstanding Direct and Assumed
	Case Basis		Bulk + IBNR		Case Basis		Bulk + IBNR		21 Direct and Assumed	22 Ceded			
	13 Direct and Assumed	14 Ceded	15 Direct and Assumed	16 Ceded	17 Direct and Assumed	18 Ceded	19 Direct and Assumed	20 Ceded					
1. Prior.....													XXX
2. 2012.....													XXX
3. 2013.....													XXX
4. 2014.....													XXX
5. 2015.....													XXX
6. 2016.....													XXX
7. 2017.....													XXX
8. 2018.....													XXX
9. 2019.....													XXX
10. 2020.....													XXX
11. 2021.....													XXX
12. Totals													XXX

	Total Losses and Loss Expenses Incurred			Loss and Loss Expense Percentage (Incurred / Premiums Earned)			Nontabular Discount		34 Inter-Company Pooling Participation Percentage	Net Balance Sheet Reserves After Discount	
	26 Direct and Assumed	27 Ceded	28 Net	29 Direct and Assumed	30 Ceded	31 Net	32 Loss	33 Loss Expense		35 Losses Unpaid	36 Loss Expenses Unpaid
1. Prior.....	XXX	XXX	XXX	XXX	XXX	XXX			XXX		
2. 2012.....											
3. 2013.....											
4. 2014.....											
5. 2015.....											
6. 2016.....											
7. 2017.....											
8. 2018.....											
9. 2019.....											
10. 2020.....											
11. 2021.....											
12. Totals	XXX	XXX	XXX	XXX	XXX	XXX			XXX		

ANNUAL STATEMENT FOR THE YEAR 2021 OF THE Safe Auto Value Insurance Company
SCHEDULE P - PART 1P - REINSURANCE - NONPROPORTIONAL ASSUMED FINANCIAL LINES
(\$000 OMITTED)

Years in Which Premiums Were Earned and Losses Were Incurred	Premiums Earned			Loss and Loss Expense Payments						10 Salvage and Subrogation Received	11 Total Net Paid Cols (4 - 5 + 6 - 7 + 8 - 9)	12 Number of Claims Reported Direct and Assumed
	1 Direct and Assumed	2 Ceded	3 Net (1 - 2)	Loss Payments		Defense and Cost Containment Payments		Adjusting and Other Payments				
				4 Direct and Assumed	5 Ceded	6 Direct and Assumed	7 Ceded	8 Direct and Assumed	9 Ceded			
1. Prior.....	XXX	XXX	XXX									XXX
2. 2012.....												XXX
3. 2013.....												XXX
4. 2014.....												XXX
5. 2015.....												XXX
6. 2016.....												XXX
7. 2017.....												XXX
8. 2018.....												XXX
9. 2019.....												XXX
10. 2020.....												XXX
11. 2021.....												XXX
12. Totals	XXX	XXX	XXX									XXX

	Losses Unpaid				Defense and Cost Containment Unpaid				Adjusting and Other Unpaid		23 Salvage and Subrogation Anticipated	24 Total Net Losses and Expenses Unpaid	25 Number of Claims Outstanding Direct and Assumed
	Case Basis		Bulk + IBNR		Case Basis		Bulk + IBNR		21 Direct and Assumed	22 Ceded			
	13 Direct and Assumed	14 Ceded	15 Direct and Assumed	16 Ceded	17 Direct and Assumed	18 Ceded	19 Direct and Assumed	20 Ceded					
1. Prior.....													XXX
2. 2012.....													XXX
3. 2013.....													XXX
4. 2014.....													XXX
5. 2015.....													XXX
6. 2016.....													XXX
7. 2017.....													XXX
8. 2018.....													XXX
9. 2019.....													XXX
10. 2020.....													XXX
11. 2021.....													XXX
12. Totals													XXX

	Total Losses and Loss Expenses Incurred			Loss and Loss Expense Percentage (Incurred / Premiums Earned)			Nontabular Discount		34 Inter-Company Pooling Participation Percentage	Net Balance Sheet Reserves After Discount	
	26 Direct and Assumed	27 Ceded	28 Net	29 Direct and Assumed	30 Ceded	31 Net	32 Loss	33 Loss Expense		35 Losses Unpaid	36 Loss Expenses Unpaid
1. Prior.....	XXX	XXX	XXX	XXX	XXX	XXX			XXX		
2. 2012.....											
3. 2013.....											
4. 2014.....											
5. 2015.....											
6. 2016.....											
7. 2017.....											
8. 2018.....											
9. 2019.....											
10. 2020.....											
11. 2021.....											
12. Totals	XXX	XXX	XXX	XXX	XXX	XXX			XXX		

ANNUAL STATEMENT FOR THE YEAR 2021 OF THE Safe Auto Value Insurance Company
SCHEDULE P - PART 1R - SECTION 1 - PRODUCTS LIABILITY - OCCURRENCE
(\$000 OMITTED)

Years in Which Premiums Were Earned and Losses Were Incurred	Premiums Earned			Loss and Loss Expense Payments						10 Salvage and Subrogation Received	11 Total Net Paid Cols (4 - 5 + 6 - 7 + 8 - 9)	12 Number of Claims Reported Direct and Assumed
	1 Direct and Assumed	2 Ceded	3 Net (1 - 2)	Loss Payments		Defense and Cost Containment Payments		Adjusting and Other Payments				
				4 Direct and Assumed	5 Ceded	6 Direct and Assumed	7 Ceded	8 Direct and Assumed	9 Ceded			
1. Prior.....	XXX	XXX	XXX									XXX
2. 2012.....												
3. 2013.....												
4. 2014.....												
5. 2015.....												
6. 2016.....												
7. 2017.....												
8. 2018.....												
9. 2019.....												
10. 2020.....												
11. 2021.....												
12. Totals	XXX	XXX	XXX									XXX

	Losses Unpaid				Defense and Cost Containment Unpaid				Adjusting and Other Unpaid		23 Salvage and Subrogation Anticipated	24 Total Net Losses and Expenses Unpaid	25 Number of Claims Outstanding Direct and Assumed
	Case Basis		Bulk + IBNR		Case Basis		Bulk + IBNR		21 Direct and Assumed	22 Ceded			
	13 Direct and Assumed	14 Ceded	15 Direct and Assumed	16 Ceded	17 Direct and Assumed	18 Ceded	19 Direct and Assumed	20 Ceded					
1. Prior.....													
2. 2012.....													
3. 2013.....													
4. 2014.....													
5. 2015.....													
6. 2016.....													
7. 2017.....													
8. 2018.....													
9. 2019.....													
10. 2020.....													
11. 2021.....													
12. Totals													

	Total Losses and Loss Expenses Incurred			Loss and Loss Expense Percentage (Incurred / Premiums Earned)			Nontabular Discount		34 Inter-Company Pooling Participation Percentage	Net Balance Sheet Reserves After Discount	
	26 Direct and Assumed	27 Ceded	28 Net	29 Direct and Assumed	30 Ceded	31 Net	32 Loss	33 Loss Expense		35 Losses Unpaid	36 Loss Expenses Unpaid
	1. Prior.....	XXX	XXX	XXX	XXX	XXX	XXX				XXX
2. 2012.....											
3. 2013.....											
4. 2014.....											
5. 2015.....											
6. 2016.....											
7. 2017.....											
8. 2018.....											
9. 2019.....											
10. 2020.....											
11. 2021.....											
12. Totals	XXX	XXX	XXX	XXX	XXX	XXX			XXX		

ANNUAL STATEMENT FOR THE YEAR 2021 OF THE Safe Auto Value Insurance Company
SCHEDULE P - PART 1R - SECTION 2 - PRODUCTS LIABILITY - CLAIMS-MADE
(\$000 OMITTED)

Years in Which Premiums Were Earned and Losses Were Incurred	Premiums Earned			Loss and Loss Expense Payments						10 Salvage and Subrogation Received	11 Total Net Paid Cols (4 - 5 + 6 - 7 + 8 - 9)	12 Number of Claims Reported Direct and Assumed
	1 Direct and Assumed	2 Ceded	3 Net (1 - 2)	Loss Payments		Defense and Cost Containment Payments		Adjusting and Other Payments				
				4 Direct and Assumed	5 Ceded	6 Direct and Assumed	7 Ceded	8 Direct and Assumed	9 Ceded			
1. Prior.....	XXX	XXX	XXX									XXX
2. 2012.....												
3. 2013.....												
4. 2014.....												
5. 2015.....												
6. 2016.....												
7. 2017.....												
8. 2018.....												
9. 2019.....												
10. 2020.....												
11. 2021.....												
12. Totals	XXX	XXX	XXX									XXX

	Losses Unpaid				Defense and Cost Containment Unpaid				Adjusting and Other Unpaid		23 Salvage and Subrogation Anticipated	24 Total Net Losses and Expenses Unpaid	25 Number of Claims Outstanding Direct and Assumed
	Case Basis		Bulk + IBNR		Case Basis		Bulk + IBNR		21 Direct and Assumed	22 Ceded			
	13 Direct and Assumed	14 Ceded	15 Direct and Assumed	16 Ceded	17 Direct and Assumed	18 Ceded	19 Direct and Assumed	20 Ceded					
1. Prior.....													
2. 2012.....													
3. 2013.....													
4. 2014.....													
5. 2015.....													
6. 2016.....													
7. 2017.....													
8. 2018.....													
9. 2019.....													
10. 2020.....													
11. 2021.....													
12. Totals													

	Total Losses and Loss Expenses Incurred			Loss and Loss Expense Percentage (Incurred / Premiums Earned)			Nontabular Discount		34 Inter-Company Pooling Participation Percentage	Net Balance Sheet Reserves After Discount	
	26 Direct and Assumed	27 Ceded	28 Net	29 Direct and Assumed	30 Ceded	31 Net	32 Loss	33 Loss Expense		35 Losses Unpaid	36 Loss Expenses Unpaid
1. Prior.....	XXX	XXX	XXX	XXX	XXX	XXX			XXX		
2. 2012.....											
3. 2013.....											
4. 2014.....											
5. 2015.....											
6. 2016.....											
7. 2017.....											
8. 2018.....											
9. 2019.....											
10. 2020.....											
11. 2021.....											
12. Totals	XXX	XXX	XXX	XXX	XXX	XXX			XXX		

ANNUAL STATEMENT FOR THE YEAR 2021 OF THE Safe Auto Value Insurance Company
SCHEDULE P - PART 1S - FINANCIAL GUARANTY/MORTGAGE GUARANTY
(\$000 OMITTED)

Years in Which Premiums Were Earned and Losses Were Incurred	Premiums Earned			Loss and Loss Expense Payments							12 Number of Claims Reported Direct and Assumed	
	1 Direct and Assumed	2 Ceded	3 Net (1 - 2)	Loss Payments		Defense and Cost Containment Payments		Adjusting and Other Payments		10 Salvage and Subrogation Received		11 Total Net Paid Cols (4 - 5 + 6 - 7 + 8 - 9)
				4 Direct and Assumed	5 Ceded	6 Direct and Assumed	7 Ceded	8 Direct and Assumed	9 Ceded			
1. Prior.....	XXX	XXX	XXX									XXX
2. 2020.....												XXX
3. 2021.....												XXX
4. Totals	XXX	XXX	XXX									XXX

	Losses Unpaid				Defense and Cost Containment Unpaid				Adjusting and Other Unpaid		23 Salvage and Subrogation Anticipated	24 Total Net Losses and Expenses Unpaid	25 Number of Claims Outstanding Direct and Assumed
	Case Basis		Bulk + IBNR		Case Basis		Bulk + IBNR		Adjusting and Other Unpaid				
	13 Direct and Assumed	14 Ceded	15 Direct and Assumed	16 Ceded	17 Direct and Assumed	18 Ceded	19 Direct and Assumed	20 Ceded	21 Direct and Assumed	22 Ceded			
1. Prior.....													
2. 2020.....													
3. 2021.....													
4. Totals													

	Total Losses and Loss Expenses Incurred			Loss and Loss Expense Percentage (Incurred /Premiums Earned)			Nontabular Discount		34 Inter-Company Pooling Participation Percentage	Net Balance Sheet Reserves After Discount	
	26 Direct and Assumed	27 Ceded	28 Net	29 Direct and Assumed	30 Ceded	31 Net	32 Loss	33 Loss Expense		35 Losses Unpaid	36 Loss Expenses Unpaid
	1. Prior.....	XXX	XXX	XXX	XXX	XXX	XXX				XXX
2. 2020.....											
3. 2021.....											
4. Totals	XXX	XXX	XXX	XXX	XXX	XXX			XXX		

ANNUAL STATEMENT FOR THE YEAR 2021 OF THE Safe Auto Value Insurance Company
SCHEDULE P - PART 1T - WARRANTY
(\$000 OMITTED)

Years in Which Premiums Were Earned and Losses Were Incurred	Premiums Earned			Loss and Loss Expense Payments							12 Number of Claims Reported Direct and Assumed	
	1 Direct and Assumed	2 Ceded	3 Net (1 - 2)	Loss Payments		Defense and Cost Containment Payments		Adjusting and Other Payments		10 Salvage and Subrogation Received		11 Total Net Paid Cols (4 - 5 + 6 - 7 + 8 - 9)
				4 Direct and Assumed	5 Ceded	6 Direct and Assumed	7 Ceded	8 Direct and Assumed	9 Ceded			
1. Prior.....	XXX	XXX	XXX									XXX
2. 2020.....												
3. 2021.....												
4. Totals	XXX	XXX	XXX									XXX

	Losses Unpaid				Defense and Cost Containment Unpaid				Adjusting and Other Unpaid		23 Salvage and Subrogation Anticipated	24 Total Net Losses and Expenses Unpaid	25 Number of Claims Outstanding Direct and Assumed
	Case Basis		Bulk + IBNR		Case Basis		Bulk + IBNR		Adjusting and Other Unpaid				
	13 Direct and Assumed	14 Ceded	15 Direct and Assumed	16 Ceded	17 Direct and Assumed	18 Ceded	19 Direct and Assumed	20 Ceded	21 Direct and Assumed	22 Ceded			
1. Prior.....													
2. 2020.....													
3. 2021.....													
4. Totals													

	Total Losses and Loss Expenses Incurred			Loss and Loss Expense Percentage (Incurred / Premiums Earned)			Nontabular Discount		34 Inter-Company Pooling Participation Percentage	Net Balance Sheet Reserves After Discount	
	26 Direct and Assumed	27 Ceded	28 Net	29 Direct and Assumed	30 Ceded	31 Net	32 Loss	33 Loss Expense		35 Losses Unpaid	36 Loss Expenses Unpaid
	1. Prior.....	XXX	XXX	XXX	XXX	XXX	XXX				XXX
2. 2020.....											
3. 2021.....											
4. Totals	XXX	XXX	XXX	XXX	XXX	XXX			XXX		

ANNUAL STATEMENT FOR THE YEAR 2021 OF THE Safe Auto Value Insurance Company

SCHEDULE P - PART 2A - HOMEOWNERS/FAROWNERS

Years in Which Losses Were Incurred	INCURRED NET LOSSES AND DEFENSE AND COST CONTAINMENT EXPENSES REPORTED AT YEAR END (\$000 OMITTED)										DEVELOPMENT	
	1 2012	2 2013	3 2014	4 2015	5 2016	6 2017	7 2018	8 2019	9 2020	10 2021	11 One Year	12 Two Year
1. Prior.....												
2. 2012.....												
3. 2013.....	XXX											
4. 2014.....	XXX	XXX										
5. 2015.....	XXX	XXX	XXX									
6. 2016.....	XXX	XXX	XXX	XXX								
7. 2017.....	XXX	XXX	XXX	XXX	XXX							
8. 2018.....	XXX	XXX	XXX	XXX	XXX	XXX						
9. 2019.....	XXX	XXX	XXX	XXX	XXX	XXX	XXX					
10. 2020.....	XXX	XXX	XXX	XXX	XXX	XXX	XXX	XXX				XXX
11. 2021.....	XXX	XXX	XXX	XXX	XXX	XXX	XXX	XXX	XXX		XXX	XXX
12. Totals												

SCHEDULE P - PART 2B - PRIVATE PASSENGER AUTO LIABILITY/MEDICAL

1. Prior.....	1,826	1,630	1,570	1,466	1,408	1,440	1,407	1,405	1,400	1,393	(7)	(12)
2. 2012.....	6,074	5,825	5,720	5,654	5,609	5,619	5,602	5,604	5,606	5,601	(5)	(3)
3. 2013.....	XXX	5,851	5,532	5,447	5,438	5,425	5,423	5,420	5,422	5,420	(2)	1
4. 2014.....	XXX	XXX	5,326	5,491	5,514	5,468	5,498	5,600	5,597	5,578	(19)	(22)
5. 2015.....	XXX	XXX	XXX	5,793	6,065	6,086	6,102	6,113	6,112	6,096	(16)	(16)
6. 2016.....	XXX	XXX	XXX	XXX	5,574	5,821	5,882	5,861	5,861	5,831	(31)	(30)
7. 2017.....	XXX	XXX	XXX	XXX	XXX	5,772	5,817	5,929	5,883	5,844	(39)	(84)
8. 2018.....	XXX	XXX	XXX	XXX	XXX	XXX	6,351	6,301	6,309	6,139	(171)	(162)
9. 2019.....	XXX	XXX	XXX	XXX	XXX	XXX	XXX	5,984	6,269	5,808	(461)	(176)
10. 2020.....	XXX	XXX	XXX	XXX	XXX	XXX	XXX	XXX	5,615	4,114	(1,501)	XXX
11. 2021.....	XXX	XXX	XXX	XXX	XXX	XXX	XXX	XXX	XXX	1,754	XXX	XXX
12. Totals											(2,251)	(505)

SCHEDULE P - PART 2C - COMMERCIAL AUTO/TRUCK LIABILITY/MEDICAL

1. Prior.....												
2. 2012.....												
3. 2013.....	XXX											
4. 2014.....	XXX	XXX										
5. 2015.....	XXX	XXX	XXX									
6. 2016.....	XXX	XXX	XXX	XXX								
7. 2017.....	XXX	XXX	XXX	XXX	XXX							
8. 2018.....	XXX	XXX	XXX	XXX	XXX	XXX						
9. 2019.....	XXX	XXX	XXX	XXX	XXX	XXX	XXX					
10. 2020.....	XXX	XXX	XXX	XXX	XXX	XXX	XXX	XXX				XXX
11. 2021.....	XXX	XXX	XXX	XXX	XXX	XXX	XXX	XXX	XXX		XXX	XXX
12. Totals												

**SCHEDULE P - PART 2D - WORKERS' COMPENSATION
(EXCLUDING EXCESS WORKERS' COMPENSATION)**

1. Prior.....												
2. 2012.....												
3. 2013.....	XXX											
4. 2014.....	XXX	XXX										
5. 2015.....	XXX	XXX	XXX									
6. 2016.....	XXX	XXX	XXX	XXX								
7. 2017.....	XXX	XXX	XXX	XXX	XXX							
8. 2018.....	XXX	XXX	XXX	XXX	XXX	XXX						
9. 2019.....	XXX	XXX	XXX	XXX	XXX	XXX	XXX					
10. 2020.....	XXX	XXX	XXX	XXX	XXX	XXX	XXX	XXX				XXX
11. 2021.....	XXX	XXX	XXX	XXX	XXX	XXX	XXX	XXX	XXX		XXX	XXX
12. Totals												

SCHEDULE P - PART 2E - COMMERCIAL MULTIPLE PERIL

1. Prior.....												
2. 2012.....												
3. 2013.....	XXX											
4. 2014.....	XXX	XXX										
5. 2015.....	XXX	XXX	XXX									
6. 2016.....	XXX	XXX	XXX	XXX								
7. 2017.....	XXX	XXX	XXX	XXX	XXX							
8. 2018.....	XXX	XXX	XXX	XXX	XXX	XXX						
9. 2019.....	XXX	XXX	XXX	XXX	XXX	XXX	XXX					
10. 2020.....	XXX	XXX	XXX	XXX	XXX	XXX	XXX	XXX				XXX
11. 2021.....	XXX	XXX	XXX	XXX	XXX	XXX	XXX	XXX	XXX		XXX	XXX
12. Totals												

ANNUAL STATEMENT FOR THE YEAR 2021 OF THE Safe Auto Value Insurance Company

SCHEDULE P - PART 2F - SECTION 1 - MEDICAL PROFESSIONAL LIABILITY - OCCURRENCE

Years in Which Losses Were Incurred	INCURRED NET LOSSES AND DEFENSE AND COST CONTAINMENT EXPENSES REPORTED AT YEAR END (\$000 OMITTED)										DEVELOPMENT	
	1 2012	2 2013	3 2014	4 2015	5 2016	6 2017	7 2018	8 2019	9 2020	10 2021	11 One Year	12 Two Year
1. Prior.....												
2. 2012.....												
3. 2013.....	XXX											
4. 2014.....	XXX	XXX										
5. 2015.....	XXX	XXX	XXX									
6. 2016.....	XXX	XXX	XXX	XXX								
7. 2017.....	XXX	XXX	XXX	XXX	XXX							
8. 2018.....	XXX	XXX	XXX	XXX	XXX	XXX						
9. 2019.....	XXX	XXX	XXX	XXX	XXX	XXX	XXX					
10. 2020.....	XXX	XXX	XXX	XXX	XXX	XXX	XXX	XXX				XXX
11. 2021.....	XXX	XXX	XXX	XXX	XXX	XXX	XXX	XXX	XXX		XXX	XXX
12. Totals												

SCHEDULE P - PART 2F - SECTION 2 - MEDICAL PROFESSIONAL LIABILITY - CLAIMS-MADE

1. Prior.....												
2. 2012.....												
3. 2013.....	XXX											
4. 2014.....	XXX	XXX										
5. 2015.....	XXX	XXX	XXX									
6. 2016.....	XXX	XXX	XXX	XXX								
7. 2017.....	XXX	XXX	XXX	XXX	XXX							
8. 2018.....	XXX	XXX	XXX	XXX	XXX	XXX						
9. 2019.....	XXX	XXX	XXX	XXX	XXX	XXX	XXX					
10. 2020.....	XXX	XXX	XXX	XXX	XXX	XXX	XXX	XXX				XXX
11. 2021.....	XXX	XXX	XXX	XXX	XXX	XXX	XXX	XXX	XXX		XXX	XXX
12. Totals												

SCHEDULE P - PART 2G - SPECIAL LIABILITY (OCEAN MARINE, AIRCRAFT (ALL PERILS), BOILER AND MACHINERY)

1. Prior.....												
2. 2012.....												
3. 2013.....	XXX											
4. 2014.....	XXX	XXX										
5. 2015.....	XXX	XXX	XXX									
6. 2016.....	XXX	XXX	XXX	XXX								
7. 2017.....	XXX	XXX	XXX	XXX	XXX							
8. 2018.....	XXX	XXX	XXX	XXX	XXX	XXX						
9. 2019.....	XXX	XXX	XXX	XXX	XXX	XXX	XXX					
10. 2020.....	XXX	XXX	XXX	XXX	XXX	XXX	XXX	XXX				XXX
11. 2021.....	XXX	XXX	XXX	XXX	XXX	XXX	XXX	XXX	XXX		XXX	XXX
12. Totals												

SCHEDULE P - PART 2H - SECTION 1 - OTHER LIABILITY - OCCURRENCE

1. Prior.....												
2. 2012.....												
3. 2013.....	XXX											
4. 2014.....	XXX	XXX										
5. 2015.....	XXX	XXX	XXX									
6. 2016.....	XXX	XXX	XXX	XXX								
7. 2017.....	XXX	XXX	XXX	XXX	XXX							
8. 2018.....	XXX	XXX	XXX	XXX	XXX	XXX						
9. 2019.....	XXX	XXX	XXX	XXX	XXX	XXX	XXX					
10. 2020.....	XXX	XXX	XXX	XXX	XXX	XXX	XXX	XXX				XXX
11. 2021.....	XXX	XXX	XXX	XXX	XXX	XXX	XXX	XXX	XXX		XXX	XXX
12. Totals												

SCHEDULE P - PART 2H - SECTION 2 - OTHER LIABILITY - CLAIMS-MADE

1. Prior.....												
2. 2012.....												
3. 2013.....	XXX											
4. 2014.....	XXX	XXX										
5. 2015.....	XXX	XXX	XXX									
6. 2016.....	XXX	XXX	XXX	XXX								
7. 2017.....	XXX	XXX	XXX	XXX	XXX							
8. 2018.....	XXX	XXX	XXX	XXX	XXX	XXX						
9. 2019.....	XXX	XXX	XXX	XXX	XXX	XXX	XXX					
10. 2020.....	XXX	XXX	XXX	XXX	XXX	XXX	XXX	XXX				XXX
11. 2021.....	XXX	XXX	XXX	XXX	XXX	XXX	XXX	XXX	XXX		XXX	XXX
12. Totals												

ANNUAL STATEMENT FOR THE YEAR 2021 OF THE Safe Auto Value Insurance Company
SCHEDULE P - PART 2I - SPECIAL PROPERTY (FIRE, ALLIED LINES, INLAND MARINE, EARTHQUAKE, BURGLARY, AND THEFT)

Years in Which Losses Were Incurred	INCURRED NET LOSSES AND DEFENSE AND COST CONTAINMENT EXPENSES REPORTED AT YEAR END (\$000 OMITTED)										DEVELOPMENT	
	1 2012	2 2013	3 2014	4 2015	5 2016	6 2017	7 2018	8 2019	9 2020	10 2021	11 One Year	12 Two Year
1. Prior.....	XXX	XXX	XXX	XXX	XXX	XXX	XXX					
2. 2020.....	XXX	XXX	XXX	XXX	XXX	XXX	XXX	XXX				XXX
3. 2021.....	XXX	XXX	XXX	XXX	XXX	XXX	XXX	XXX	XXX		XXX	XXX
4. Totals												

SCHEDULE P - PART 2J - AUTO PHYSICAL DAMAGE

1. Prior.....	XXX	XXX	XXX	XXX	XXX	XXX	XXX	206	181	171	(10)	(36)
2. 2020.....	XXX	XXX	XXX	XXX	XXX	XXX	XXX	XXX	2,548	2,286	(263)	XXX
3. 2021.....	XXX	XXX	XXX	XXX	XXX	XXX	XXX	XXX	XXX	2,065	XXX	XXX
4. Totals											(273)	(36)

SCHEDULE P - PART 2K - FIDELITY/SURETY

1. Prior.....	XXX	XXX	XXX	XXX	XXX	XXX	XXX					
2. 2020.....	XXX	XXX	XXX	XXX	XXX	XXX	XXX	XXX				XXX
3. 2021.....	XXX	XXX	XXX	XXX	XXX	XXX	XXX	XXX	XXX		XXX	XXX
4. Totals												

SCHEDULE P - PART 2L - OTHER (INCLUDING CREDIT, ACCIDENT AND HEALTH)

1. Prior.....	XXX	XXX	XXX	XXX	XXX	XXX	XXX					
2. 2020.....	XXX	XXX	XXX	XXX	XXX	XXX	XXX	XXX				XXX
3. 2021.....	XXX	XXX	XXX	XXX	XXX	XXX	XXX	XXX	XXX		XXX	XXX
4. Totals												

SCHEDULE P - PART 2M - INTERNATIONAL

1. Prior.....												
2. 2012.....												
3. 2013.....	XXX											
4. 2014.....	XXX	XXX										
5. 2015.....	XXX	XXX	XXX									
6. 2016.....	XXX	XXX	XXX	XXX								
7. 2017.....	XXX	XXX	XXX	XXX	XXX							
8. 2018.....	XXX	XXX	XXX	XXX	XXX	XXX						
9. 2019.....	XXX	XXX	XXX	XXX	XXX	XXX	XXX					
10. 2020.....	XXX	XXX	XXX	XXX	XXX	XXX	XXX	XXX				XXX
11. 2021.....	XXX	XXX	XXX	XXX	XXX	XXX	XXX	XXX	XXX		XXX	XXX
12. Totals												

ANNUAL STATEMENT FOR THE YEAR 2021 OF THE Safe Auto Value Insurance Company

**SCHEDULE P - PART 2N - REINSURANCE
NONPROPORTIONAL ASSUMED PROPERTY**

Years in Which Losses Were Incurred	INCURRED NET LOSSES AND DEFENSE AND COST CONTAINMENT EXPENSES REPORTED AT YEAR END (\$000 OMITTED)										DEVELOPMENT	
	1 2012	2 2013	3 2014	4 2015	5 2016	6 2017	7 2018	8 2019	9 2020	10 2021	11 One Year	12 Two Year
1. Prior.....												
2. 2012.....												
3. 2013.....	XXX											
4. 2014.....	XXX	XXX										
5. 2015.....	XXX	XXX	XXX									
6. 2016.....	XXX	XXX	XXX	XXX								
7. 2017.....	XXX	XXX	XXX	XXX	XXX							
8. 2018.....	XXX	XXX	XXX	XXX	XXX	XXX						
9. 2019.....	XXX	XXX	XXX	XXX	XXX	XXX	XXX					
10. 2020.....	XXX	XXX	XXX	XXX	XXX	XXX	XXX	XXX				XXX
11. 2021.....	XXX	XXX	XXX	XXX	XXX	XXX	XXX	XXX	XXX		XXX	XXX
12. Totals												

**SCHEDULE P - PART 2O - REINSURANCE
NONPROPORTIONAL ASSUMED LIABILITY**

1. Prior.....												
2. 2012.....												
3. 2013.....	XXX											
4. 2014.....	XXX	XXX										
5. 2015.....	XXX	XXX	XXX									
6. 2016.....	XXX	XXX	XXX	XXX								
7. 2017.....	XXX	XXX	XXX	XXX	XXX							
8. 2018.....	XXX	XXX	XXX	XXX	XXX	XXX						
9. 2019.....	XXX	XXX	XXX	XXX	XXX	XXX	XXX					
10. 2020.....	XXX	XXX	XXX	XXX	XXX	XXX	XXX	XXX				XXX
11. 2021.....	XXX	XXX	XXX	XXX	XXX	XXX	XXX	XXX	XXX		XXX	XXX
12. Totals												

**SCHEDULE P - PART 2P - REINSURANCE
NONPROPORTIONAL ASSUMED FINANCIAL LINES**

1. Prior.....												
2. 2012.....												
3. 2013.....	XXX											
4. 2014.....	XXX	XXX										
5. 2015.....	XXX	XXX	XXX									
6. 2016.....	XXX	XXX	XXX	XXX								
7. 2017.....	XXX	XXX	XXX	XXX	XXX							
8. 2018.....	XXX	XXX	XXX	XXX	XXX	XXX						
9. 2019.....	XXX	XXX	XXX	XXX	XXX	XXX	XXX					
10. 2020.....	XXX	XXX	XXX	XXX	XXX	XXX	XXX	XXX				XXX
11. 2021.....	XXX	XXX	XXX	XXX	XXX	XXX	XXX	XXX	XXX		XXX	XXX
12. Totals												

ANNUAL STATEMENT FOR THE YEAR 2021 OF THE Safe Auto Value Insurance Company
SCHEDULE P - PART 2R - SECTION 1 - PRODUCTS LIABILITY - OCCURRENCE

Years in Which Losses Were Incurred	INCURRED NET LOSSES AND DEFENSE AND COST CONTAINMENT EXPENSES REPORTED AT YEAR END (\$000 OMITTED)										DEVELOPMENT	
	1 2012	2 2013	3 2014	4 2015	5 2016	6 2017	7 2018	8 2019	9 2020	10 2021	11 One Year	12 Two Year
1. Prior.....												
2. 2012.....												
3. 2013.....	XXX											
4. 2014.....	XXX	XXX										
5. 2015.....	XXX	XXX	XXX									
6. 2016.....	XXX	XXX	XXX	XXX								
7. 2017.....	XXX	XXX	XXX	XXX	XXX							
8. 2018.....	XXX	XXX	XXX	XXX	XXX	XXX						
9. 2019.....	XXX	XXX	XXX	XXX	XXX	XXX	XXX					
10. 2020.....	XXX	XXX	XXX	XXX	XXX	XXX	XXX	XXX				XXX
11. 2021.....	XXX	XXX	XXX	XXX	XXX	XXX	XXX	XXX	XXX		XXX	XXX
12. Totals												

SCHEDULE P - PART 2R - SECTION 2 - PRODUCTS LIABILITY - CLAIMS-MADE

1. Prior.....												
2. 2012.....												
3. 2013.....	XXX											
4. 2014.....	XXX	XXX										
5. 2015.....	XXX	XXX	XXX									
6. 2016.....	XXX	XXX	XXX	XXX								
7. 2017.....	XXX	XXX	XXX	XXX	XXX							
8. 2018.....	XXX	XXX	XXX	XXX	XXX	XXX						
9. 2019.....	XXX	XXX	XXX	XXX	XXX	XXX	XXX					
10. 2020.....	XXX	XXX	XXX	XXX	XXX	XXX	XXX	XXX				XXX
11. 2021.....	XXX	XXX	XXX	XXX	XXX	XXX	XXX	XXX	XXX		XXX	XXX
12. Totals												

SCHEDULE P - PART 2S - FINANCIAL GUARANTY/MORTGAGE GUARANTY

1. Prior.....	XXX	XXX	XXX	XXX	XXX	XXX	XXX					
2. 2020.....	XXX	XXX	XXX	XXX	XXX	XXX	XXX	XXX				XXX
3. 2021.....	XXX	XXX	XXX	XXX	XXX	XXX	XXX	XXX	XXX		XXX	XXX
4. Totals												

SCHEDULE P - PART 2T - WARRANTY

1. Prior.....	XXX	XXX	XXX	XXX	XXX	XXX	XXX					
2. 2020.....	XXX	XXX	XXX	XXX	XXX	XXX	XXX	XXX				XXX
3. 2021.....	XXX	XXX	XXX	XXX	XXX	XXX	XXX	XXX	XXX		XXX	XXX
4. Totals												

ANNUAL STATEMENT FOR THE YEAR 2021 OF THE Safe Auto Value Insurance Company

SCHEDULE P - PART 3A - HOMEOWNERS/FAROWNERS

Years in Which Losses Were Incurred	CUMULATIVE PAID NET LOSSES AND DEFENSE AND COST CONTAINMENT EXPENSES REPORTED AT YEAR END (\$000 OMITTED)										11 Number of Claims Closed With Loss Payment	12 Number of Claims Closed Without Loss Payment	
	1	2	3	4	5	6	7	8	9	10			
	2012	2013	2014	2015	2016	2017	2018	2019	2020	2021			
1. Prior	.000												
2. 2012													
3. 2013	XXX												
4. 2014	XXX	XXX											
5. 2015	XXX	XXX	XXX										
6. 2016	XXX	XXX	XXX	XXX									
7. 2017	XXX	XXX	XXX	XXX	XXX								
8. 2018	XXX	XXX	XXX	XXX	XXX	XXX							
9. 2019	XXX	XXX	XXX	XXX	XXX	XXX	XXX						
10. 2020	XXX	XXX	XXX	XXX	XXX	XXX	XXX	XXX					
11. 2021	XXX	XXX	XXX	XXX	XXX	XXX	XXX	XXX	XXX				

SCHEDULE P - PART 3B - PRIVATE PASSENGER AUTO LIABILITY/MEDICAL

1. Prior	.000	.911	1,238	1,327	1,363	1,384	1,397	1,400	1,399	1,393		
2. 2012	2,849	4,680	5,270	5,489	5,559	5,584	5,592	5,597	5,599	5,601	1,481	1,027
3. 2013	XXX	2,693	4,507	5,089	5,306	5,379	5,401	5,411	5,419	5,420	1,430	949
4. 2014	XXX	XXX	2,649	4,584	5,164	5,406	5,468	5,574	5,577	5,578	1,395	878
5. 2015	XXX	XXX	XXX	2,841	5,090	5,780	6,006	6,069	6,090	6,096	1,441	992
6. 2016	XXX	XXX	XXX	XXX	2,775	4,941	5,572	5,753	5,816	5,831	1,307	957
7. 2017	XXX	XXX	XXX	XXX	XXX	2,936	4,971	5,624	5,790	5,844	1,273	1,111
8. 2018	XXX	XXX	XXX	XXX	XXX	XXX	3,161	5,348	5,998	6,139	1,355	1,380
9. 2019	XXX	XXX	XXX	XXX	XXX	XXX	XXX	3,055	5,213	5,808	1,216	1,369
10. 2020	XXX	XXX	XXX	XXX	XXX	XXX	XXX	XXX	2,198	4,114	871	1,303
11. 2021	XXX	XXX	XXX	XXX	XXX	XXX	XXX	XXX	XXX	1,754	466	1,120

SCHEDULE P - PART 3C - COMMERCIAL AUTO/TRUCK LIABILITY/MEDICAL

1. Prior	.000											
2. 2012												
3. 2013	XXX											
4. 2014	XXX	XXX										
5. 2015	XXX	XXX	XXX									
6. 2016	XXX	XXX	XXX	XXX								
7. 2017	XXX	XXX	XXX	XXX	XXX							
8. 2018	XXX	XXX	XXX	XXX	XXX	XXX						
9. 2019	XXX	XXX	XXX	XXX	XXX	XXX	XXX					
10. 2020	XXX	XXX	XXX	XXX	XXX	XXX	XXX	XXX				
11. 2021	XXX	XXX	XXX	XXX	XXX	XXX	XXX	XXX	XXX			

**SCHEDULE P - PART 3D - WORKERS' COMPENSATION
(EXCLUDING EXCESS WORKERS' COMPENSATION)**

1. Prior	.000											
2. 2012												
3. 2013	XXX											
4. 2014	XXX	XXX										
5. 2015	XXX	XXX	XXX									
6. 2016	XXX	XXX	XXX	XXX								
7. 2017	XXX	XXX	XXX	XXX	XXX							
8. 2018	XXX	XXX	XXX	XXX	XXX	XXX						
9. 2019	XXX	XXX	XXX	XXX	XXX	XXX	XXX					
10. 2020	XXX	XXX	XXX	XXX	XXX	XXX	XXX	XXX				
11. 2021	XXX	XXX	XXX	XXX	XXX	XXX	XXX	XXX	XXX			

SCHEDULE P - PART 3E - COMMERCIAL MULTIPLE PERIL

1. Prior	.000											
2. 2012												
3. 2013	XXX											
4. 2014	XXX	XXX										
5. 2015	XXX	XXX	XXX									
6. 2016	XXX	XXX	XXX	XXX								
7. 2017	XXX	XXX	XXX	XXX	XXX							
8. 2018	XXX	XXX	XXX	XXX	XXX	XXX						
9. 2019	XXX	XXX	XXX	XXX	XXX	XXX	XXX					
10. 2020	XXX	XXX	XXX	XXX	XXX	XXX	XXX	XXX				
11. 2021	XXX	XXX	XXX	XXX	XXX	XXX	XXX	XXX	XXX			

ANNUAL STATEMENT FOR THE YEAR 2021 OF THE Safe Auto Value Insurance Company

SCHEDULE P - PART 3F - SECTION 1 - MEDICAL PROFESSIONAL LIABILITY - OCCURRENCE

Years in Which Losses Were Incurred	CUMULATIVE PAID NET LOSSES AND DEFENSE AND COST CONTAINMENT EXPENSES REPORTED AT YEAR END (\$000 OMITTED)										11 Number of Claims Closed With Loss Payment	12 Number of Claims Closed Without Loss Payment	
	1	2	3	4	5	6	7	8	9	10			
	2012	2013	2014	2015	2016	2017	2018	2019	2020	2021			
1. Prior.....	.000												
2. 2012.....													
3. 2013.....	XXX												
4. 2014.....	XXX	XXX											
5. 2015.....	XXX	XXX	XXX										
6. 2016.....	XXX	XXX	XXX	XXX									
7. 2017.....	XXX	XXX	XXX	XXX	XXX								
8. 2018.....	XXX	XXX	XXX	XXX	XXX	XXX							
9. 2019.....	XXX	XXX	XXX	XXX	XXX	XXX	XXX						
10. 2020.....	XXX	XXX	XXX	XXX	XXX	XXX	XXX	XXX					
11. 2021.....	XXX	XXX	XXX	XXX	XXX	XXX	XXX	XXX	XXX				

SCHEDULE P - PART 3F - SECTION 2 - MEDICAL PROFESSIONAL LIABILITY - CLAIMS-MADE

1. Prior.....	.000												
2. 2012.....													
3. 2013.....	XXX												
4. 2014.....	XXX	XXX											
5. 2015.....	XXX	XXX	XXX										
6. 2016.....	XXX	XXX	XXX	XXX									
7. 2017.....	XXX	XXX	XXX	XXX	XXX								
8. 2018.....	XXX	XXX	XXX	XXX	XXX	XXX							
9. 2019.....	XXX	XXX	XXX	XXX	XXX	XXX	XXX						
10. 2020.....	XXX	XXX	XXX	XXX	XXX	XXX	XXX	XXX					
11. 2021.....	XXX	XXX	XXX	XXX	XXX	XXX	XXX	XXX	XXX				

SCHEDULE P - PART 3G - SPECIAL LIABILITY (OCEAN MARINE, AIRCRAFT (ALL PERILS), BOILER AND MACHINERY)

1. Prior.....	.000											XXX	XXX
2. 2012.....												XXX	XXX
3. 2013.....	XXX											XXX	XXX
4. 2014.....	XXX	XXX										XXX	XXX
5. 2015.....	XXX	XXX	XXX									XXX	XXX
6. 2016.....	XXX	XXX	XXX	XXX								XXX	XXX
7. 2017.....	XXX	XXX	XXX	XXX	XXX							XXX	XXX
8. 2018.....	XXX	XXX	XXX	XXX	XXX	XXX						XXX	XXX
9. 2019.....	XXX	XXX	XXX	XXX	XXX	XXX	XXX					XXX	XXX
10. 2020.....	XXX	XXX	XXX	XXX	XXX	XXX	XXX	XXX				XXX	XXX
11. 2021.....	XXX	XXX	XXX	XXX	XXX	XXX	XXX	XXX	XXX			XXX	XXX

SCHEDULE P - PART 3H - SECTION 1 - OTHER LIABILITY - OCCURRENCE

1. Prior.....	.000												
2. 2012.....													
3. 2013.....	XXX												
4. 2014.....	XXX	XXX											
5. 2015.....	XXX	XXX	XXX										
6. 2016.....	XXX	XXX	XXX	XXX									
7. 2017.....	XXX	XXX	XXX	XXX	XXX								
8. 2018.....	XXX	XXX	XXX	XXX	XXX	XXX							
9. 2019.....	XXX	XXX	XXX	XXX	XXX	XXX	XXX						
10. 2020.....	XXX	XXX	XXX	XXX	XXX	XXX	XXX	XXX					
11. 2021.....	XXX	XXX	XXX	XXX	XXX	XXX	XXX	XXX	XXX				

SCHEDULE P - PART 3H - SECTION 2 - OTHER LIABILITY - CLAIMS-MADE

1. Prior.....	.000												
2. 2012.....													
3. 2013.....	XXX												
4. 2014.....	XXX	XXX											
5. 2015.....	XXX	XXX	XXX										
6. 2016.....	XXX	XXX	XXX	XXX									
7. 2017.....	XXX	XXX	XXX	XXX	XXX								
8. 2018.....	XXX	XXX	XXX	XXX	XXX	XXX							
9. 2019.....	XXX	XXX	XXX	XXX	XXX	XXX	XXX						
10. 2020.....	XXX	XXX	XXX	XXX	XXX	XXX	XXX	XXX					
11. 2021.....	XXX	XXX	XXX	XXX	XXX	XXX	XXX	XXX	XXX				

ANNUAL STATEMENT FOR THE YEAR 2021 OF THE Safe Auto Value Insurance Company
**SCHEDULE P - PART 3I - SPECIAL PROPERTY (FIRE, ALLIED LINES, INLAND MARINE,
 EARTHQUAKE, BURGLARY, AND THEFT)**

Years in Which Losses Were Incurred	CUMULATIVE PAID NET LOSSES AND DEFENSE AND COST CONTAINMENT EXPENSES REPORTED AT YEAR END (\$000 OMITTED)										11 Number of Claims Closed With Loss Payment	12 Number of Claims Closed Without Loss Payment
	1	2	3	4	5	6	7	8	9	10		
	2012	2013	2014	2015	2016	2017	2018	2019	2020	2021		
1. Prior.....	XXX	XXX	XXX	XXX	XXX	XXX	XXX	.000			XXX	XXX
2. 2020.....	XXX	XXX	XXX	XXX	XXX	XXX	XXX	XXX			XXX	XXX
3. 2021.....	XXX	XXX	XXX	XXX	XXX	XXX	XXX	XXX	XXX		XXX	XXX

SCHEDULE P - PART 3J - AUTO PHYSICAL DAMAGE

1. Prior.....	XXX	XXX	XXX	XXX	XXX	XXX	XXX	.000	.163	.171	.3	.3
2. 2020.....	XXX	XXX	XXX	XXX	XXX	XXX	XXX	XXX	1,941	2,286	.777	.597
3. 2021.....	XXX	XXX	XXX	XXX	XXX	XXX	XXX	XXX	XXX	2,065	568	500

SCHEDULE P - PART 3K - FIDELITY/SURETY

1. Prior.....	XXX	XXX	XXX	XXX	XXX	XXX	XXX	.000			XXX	XXX
2. 2020.....	XXX	XXX	XXX	XXX	XXX	XXX	XXX	XXX			XXX	XXX
3. 2021.....	XXX	XXX	XXX	XXX	XXX	XXX	XXX	XXX	XXX		XXX	XXX

SCHEDULE P - PART 3L - OTHER (INCLUDING CREDIT, ACCIDENT AND HEALTH)

1. Prior.....	XXX	XXX	XXX	XXX	XXX	XXX	XXX	.000			XXX	XXX
2. 2020.....	XXX	XXX	XXX	XXX	XXX	XXX	XXX	XXX			XXX	XXX
3. 2021.....	XXX	XXX	XXX	XXX	XXX	XXX	XXX	XXX	XXX		XXX	XXX

SCHEDULE P - PART 3M - INTERNATIONAL

1. Prior.....	.000										XXX	XXX
2. 2012.....											XXX	XXX
3. 2013.....	XXX										XXX	XXX
4. 2014.....	XXX	XXX									XXX	XXX
5. 2015.....	XXX	XXX	XXX								XXX	XXX
6. 2016.....	XXX	XXX	XXX	XXX							XXX	XXX
7. 2017.....	XXX	XXX	XXX	XXX	XXX						XXX	XXX
8. 2018.....	XXX	XXX	XXX	XXX	XXX	XXX					XXX	XXX
9. 2019.....	XXX	XXX	XXX	XXX	XXX	XXX	XXX				XXX	XXX
10. 2020.....	XXX	XXX	XXX	XXX	XXX	XXX	XXX	XXX			XXX	XXX
11. 2021.....	XXX	XXX	XXX	XXX	XXX	XXX	XXX	XXX	XXX		XXX	XXX

ANNUAL STATEMENT FOR THE YEAR 2021 OF THE Safe Auto Value Insurance Company

**SCHEDULE P - PART 3N - REINSURANCE
NONPROPORTIONAL ASSUMED PROPERTY**

Years in Which Losses Were Incurred	CUMULATIVE PAID NET LOSSES AND DEFENSE AND COST CONTAINMENT EXPENSES REPORTED AT YEAR END (\$000 OMITTED)										11 Number of Claims Closed With Loss Payment	12 Number of Claims Closed Without Loss Payment	
	1	2	3	4	5	6	7	8	9	10			
	2012	2013	2014	2015	2016	2017	2018	2019	2020	2021			
1. Prior	.000											XXX	XXX
2. 2012												XXX	XXX
3. 2013	XXX											XXX	XXX
4. 2014	XXX	XXX										XXX	XXX
5. 2015	XXX	XXX	XXX									XXX	XXX
6. 2016	XXX	XXX	XXX	XXX								XXX	XXX
7. 2017	XXX	XXX	XXX	XXX	XXX							XXX	XXX
8. 2018	XXX	XXX	XXX	XXX	XXX	XXX						XXX	XXX
9. 2019	XXX	XXX	XXX	XXX	XXX	XXX	XXX					XXX	XXX
10. 2020	XXX	XXX	XXX	XXX	XXX	XXX	XXX	XXX				XXX	XXX
11. 2021	XXX	XXX	XXX	XXX	XXX	XXX	XXX	XXX	XXX	XXX		XXX	XXX

**SCHEDULE P - PART 3O - REINSURANCE
NONPROPORTIONAL ASSUMED LIABILITY**

1. Prior	.000											XXX	XXX
2. 2012												XXX	XXX
3. 2013	XXX											XXX	XXX
4. 2014	XXX	XXX										XXX	XXX
5. 2015	XXX	XXX	XXX									XXX	XXX
6. 2016	XXX	XXX	XXX	XXX								XXX	XXX
7. 2017	XXX	XXX	XXX	XXX	XXX							XXX	XXX
8. 2018	XXX	XXX	XXX	XXX	XXX	XXX						XXX	XXX
9. 2019	XXX	XXX	XXX	XXX	XXX	XXX	XXX					XXX	XXX
10. 2020	XXX	XXX	XXX	XXX	XXX	XXX	XXX	XXX				XXX	XXX
11. 2021	XXX	XXX	XXX	XXX	XXX	XXX	XXX	XXX	XXX	XXX		XXX	XXX

**SCHEDULE P - PART 3P - REINSURANCE
NONPROPORTIONAL ASSUMED FINANCIAL LINES**

1. Prior	.000											XXX	XXX
2. 2012												XXX	XXX
3. 2013	XXX											XXX	XXX
4. 2014	XXX	XXX										XXX	XXX
5. 2015	XXX	XXX	XXX									XXX	XXX
6. 2016	XXX	XXX	XXX	XXX								XXX	XXX
7. 2017	XXX	XXX	XXX	XXX	XXX							XXX	XXX
8. 2018	XXX	XXX	XXX	XXX	XXX	XXX						XXX	XXX
9. 2019	XXX	XXX	XXX	XXX	XXX	XXX	XXX					XXX	XXX
10. 2020	XXX	XXX	XXX	XXX	XXX	XXX	XXX	XXX				XXX	XXX
11. 2021	XXX	XXX	XXX	XXX	XXX	XXX	XXX	XXX	XXX	XXX		XXX	XXX

ANNUAL STATEMENT FOR THE YEAR 2021 OF THE Safe Auto Value Insurance Company
SCHEDULE P - PART 3R - SECTION 1 - PRODUCTS LIABILITY - OCCURRENCE

Years in Which Losses Were Incurred	CUMULATIVE PAID NET LOSSES AND DEFENSE AND COST CONTAINMENT EXPENSES REPORTED AT YEAR END (\$000 OMITTED)										11 Number of Claims Closed With Loss Payment	12 Number of Claims Closed Without Loss Payment	
	1	2	3	4	5	6	7	8	9	10			
	2012	2013	2014	2015	2016	2017	2018	2019	2020	2021			
1. Prior.....	.000												
2. 2012.....													
3. 2013.....	XXX												
4. 2014.....	XXX	XXX											
5. 2015.....	XXX	XXX	XXX										
6. 2016.....	XXX	XXX	XXX	XXX									
7. 2017.....	XXX	XXX	XXX	XXX	XXX								
8. 2018.....	XXX	XXX	XXX	XXX	XXX	XXX							
9. 2019.....	XXX	XXX	XXX	XXX	XXX	XXX	XXX						
10. 2020.....	XXX	XXX	XXX	XXX	XXX	XXX	XXX	XXX					
11. 2021.....	XXX	XXX	XXX	XXX	XXX	XXX	XXX	XXX	XXX				

SCHEDULE P - PART 3R - SECTION 2 - PRODUCTS LIABILITY - CLAIMS-MADE

1. Prior.....	.000												
2. 2012.....													
3. 2013.....	XXX												
4. 2014.....	XXX	XXX											
5. 2015.....	XXX	XXX	XXX										
6. 2016.....	XXX	XXX	XXX	XXX									
7. 2017.....	XXX	XXX	XXX	XXX	XXX								
8. 2018.....	XXX	XXX	XXX	XXX	XXX	XXX							
9. 2019.....	XXX	XXX	XXX	XXX	XXX	XXX	XXX						
10. 2020.....	XXX	XXX	XXX	XXX	XXX	XXX	XXX	XXX					
11. 2021.....	XXX	XXX	XXX	XXX	XXX	XXX	XXX	XXX	XXX				

SCHEDULE P - PART 3S - FINANCIAL GUARANTY/MORTGAGE GUARANTY

1. Prior.....	XXX	XXX	XXX	XXX	XXX	XXX	XXX	.000				XXX	XXX
2. 2020.....	XXX	XXX	XXX	XXX	XXX	XXX	XXX	XXX				XXX	XXX
3. 2021.....	XXX	XXX	XXX	XXX	XXX	XXX	XXX	XXX	XXX			XXX	XXX

SCHEDULE P - PART 3T - WARRANTY

1. Prior.....	XXX	XXX	XXX	XXX	XXX	XXX	XXX	.000					
2. 2020.....	XXX	XXX	XXX	XXX	XXX	XXX	XXX	XXX					
3. 2021.....	XXX	XXX	XXX	XXX	XXX	XXX	XXX	XXX	XXX				

ANNUAL STATEMENT FOR THE YEAR 2021 OF THE Safe Auto Value Insurance Company

SCHEDULE P - PART 4A - HOMEOWNERS/FAROWNERS

Years in Which Losses Were Incurred	BULK AND IBNR RESERVES ON NET LOSSES AND DEFENSE AND COST CONTAINMENT EXPENSES REPORTED AT YEAR END (\$000 OMITTED)									
	1	2	3	4	5	6	7	8	9	10
	2012	2013	2014	2015	2016	2017	2018	2019	2020	2021
1. Prior.....										
2. 2012.....										
3. 2013.....	XXX									
4. 2014.....	XXX	XXX								
5. 2015.....	XXX	XXX	XXX							
6. 2016.....	XXX	XXX	XXX	XXX						
7. 2017.....	XXX	XXX	XXX	XXX	XXX					
8. 2018.....	XXX	XXX	XXX	XXX	XXX	XXX				
9. 2019.....	XXX	XXX	XXX	XXX	XXX	XXX	XXX			
10. 2020.....	XXX	XXX	XXX	XXX	XXX	XXX	XXX	XXX		
11. 2021.....	XXX	XXX	XXX	XXX	XXX	XXX	XXX	XXX	XXX	

SCHEDULE P - PART 4B - PRIVATE PASSENGER AUTO LIABILITY/MEDICAL

1. Prior.....	758	307	137	48	3	1	1	1		
2. 2012.....	992	415	163	60	11	18	2	1		
3. 2013.....	XXX	1,015	270	101	35	11	3	1	1	
4. 2014.....	XXX	XXX	658	227	93	8	8	19	16	
5. 2015.....	XXX	XXX	XXX	668	239	93	23	15	10	
6. 2016.....	XXX	XXX	XXX	XXX	770	302	120	24	5	
7. 2017.....	XXX	XXX	XXX	XXX	XXX	677	209	87	17	
8. 2018.....	XXX	XXX	XXX	XXX	XXX	XXX	794	249	69	
9. 2019.....	XXX	XXX	XXX	XXX	XXX	XXX	XXX	745	204	
10. 2020.....	XXX	XXX	XXX	XXX	XXX	XXX	XXX	XXX	777	
11. 2021.....	XXX	XXX	XXX	XXX	XXX	XXX	XXX	XXX	XXX	

SCHEDULE P - PART 4C - COMMERCIAL AUTO/TRUCK LIABILITY/MEDICAL

1. Prior.....										
2. 2012.....										
3. 2013.....	XXX									
4. 2014.....	XXX	XXX								
5. 2015.....	XXX	XXX	XXX							
6. 2016.....	XXX	XXX	XXX	XXX						
7. 2017.....	XXX	XXX	XXX	XXX	XXX					
8. 2018.....	XXX	XXX	XXX	XXX	XXX	XXX				
9. 2019.....	XXX	XXX	XXX	XXX	XXX	XXX	XXX			
10. 2020.....	XXX	XXX	XXX	XXX	XXX	XXX	XXX	XXX		
11. 2021.....	XXX	XXX	XXX	XXX	XXX	XXX	XXX	XXX	XXX	

**SCHEDULE P - PART 4D - WORKERS' COMPENSATION
(EXCLUDING EXCESS WORKERS' COMPENSATION)**

1. Prior.....										
2. 2012.....										
3. 2013.....	XXX									
4. 2014.....	XXX	XXX								
5. 2015.....	XXX	XXX	XXX							
6. 2016.....	XXX	XXX	XXX	XXX						
7. 2017.....	XXX	XXX	XXX	XXX	XXX					
8. 2018.....	XXX	XXX	XXX	XXX	XXX	XXX				
9. 2019.....	XXX	XXX	XXX	XXX	XXX	XXX	XXX			
10. 2020.....	XXX	XXX	XXX	XXX	XXX	XXX	XXX	XXX		
11. 2021.....	XXX	XXX	XXX	XXX	XXX	XXX	XXX	XXX	XXX	

SCHEDULE P - PART 4E - COMMERCIAL MULTIPLE PERIL

1. Prior.....										
2. 2012.....										
3. 2013.....	XXX									
4. 2014.....	XXX	XXX								
5. 2015.....	XXX	XXX	XXX							
6. 2016.....	XXX	XXX	XXX	XXX						
7. 2017.....	XXX	XXX	XXX	XXX	XXX					
8. 2018.....	XXX	XXX	XXX	XXX	XXX	XXX				
9. 2019.....	XXX	XXX	XXX	XXX	XXX	XXX	XXX			
10. 2020.....	XXX	XXX	XXX	XXX	XXX	XXX	XXX	XXX		
11. 2021.....	XXX	XXX	XXX	XXX	XXX	XXX	XXX	XXX	XXX	

ANNUAL STATEMENT FOR THE YEAR 2021 OF THE Safe Auto Value Insurance Company

SCHEDULE P - PART 4F - SECTION 1 - MEDICAL PROFESSIONAL LIABILITY - OCCURRENCE

Years in Which Losses Were Incurred	BULK AND IBNR RESERVES ON NET LOSSES AND DEFENSE AND COST CONTAINMENT EXPENSES REPORTED AT YEAR END (\$000 OMITTED)									
	1	2	3	4	5	6	7	8	9	10
	2012	2013	2014	2015	2016	2017	2018	2019	2020	2021
1. Prior										
2. 2012										
3. 2013	XXX									
4. 2014	XXX	XXX								
5. 2015	XXX	XXX	XXX							
6. 2016	XXX	XXX	XXX	XXX						
7. 2017	XXX	XXX	XXX	XXX	XXX					
8. 2018	XXX	XXX	XXX	XXX	XXX	XXX				
9. 2019	XXX	XXX	XXX	XXX	XXX	XXX	XXX			
10. 2020	XXX	XXX	XXX	XXX	XXX	XXX	XXX	XXX		
11. 2021	XXX	XXX	XXX	XXX	XXX	XXX	XXX	XXX	XXX	

SCHEDULE P - PART 4F - SECTION 2 - MEDICAL PROFESSIONAL LIABILITY - CLAIMS-MADE

1. Prior										
2. 2012										
3. 2013	XXX									
4. 2014	XXX	XXX								
5. 2015	XXX	XXX	XXX							
6. 2016	XXX	XXX	XXX	XXX						
7. 2017	XXX	XXX	XXX	XXX	XXX					
8. 2018	XXX	XXX	XXX	XXX	XXX	XXX				
9. 2019	XXX	XXX	XXX	XXX	XXX	XXX	XXX			
10. 2020	XXX	XXX	XXX	XXX	XXX	XXX	XXX	XXX		
11. 2021	XXX	XXX	XXX	XXX	XXX	XXX	XXX	XXX	XXX	

SCHEDULE P - PART 4G - SPECIAL LIABILITY (OCEAN MARINE, AIRCRAFT (ALL PERILS), BOILER AND MACHINERY)

1. Prior										
2. 2012										
3. 2013	XXX									
4. 2014	XXX	XXX								
5. 2015	XXX	XXX	XXX							
6. 2016	XXX	XXX	XXX	XXX						
7. 2017	XXX	XXX	XXX	XXX	XXX					
8. 2018	XXX	XXX	XXX	XXX	XXX	XXX				
9. 2019	XXX	XXX	XXX	XXX	XXX	XXX	XXX			
10. 2020	XXX	XXX	XXX	XXX	XXX	XXX	XXX	XXX		
11. 2021	XXX	XXX	XXX	XXX	XXX	XXX	XXX	XXX	XXX	

SCHEDULE P - PART 4H - SECTION 1 - OTHER LIABILITY - OCCURRENCE

1. Prior										
2. 2012										
3. 2013	XXX									
4. 2014	XXX	XXX								
5. 2015	XXX	XXX	XXX							
6. 2016	XXX	XXX	XXX	XXX						
7. 2017	XXX	XXX	XXX	XXX	XXX					
8. 2018	XXX	XXX	XXX	XXX	XXX	XXX				
9. 2019	XXX	XXX	XXX	XXX	XXX	XXX	XXX			
10. 2020	XXX	XXX	XXX	XXX	XXX	XXX	XXX	XXX		
11. 2021	XXX	XXX	XXX	XXX	XXX	XXX	XXX	XXX	XXX	

SCHEDULE P - PART 4H - SECTION 2 - OTHER LIABILITY - CLAIMS-MADE

1. Prior										
2. 2012										
3. 2013	XXX									
4. 2014	XXX	XXX								
5. 2015	XXX	XXX	XXX							
6. 2016	XXX	XXX	XXX	XXX						
7. 2017	XXX	XXX	XXX	XXX	XXX					
8. 2018	XXX	XXX	XXX	XXX	XXX	XXX				
9. 2019	XXX	XXX	XXX	XXX	XXX	XXX	XXX			
10. 2020	XXX	XXX	XXX	XXX	XXX	XXX	XXX	XXX		
11. 2021	XXX	XXX	XXX	XXX	XXX	XXX	XXX	XXX	XXX	

ANNUAL STATEMENT FOR THE YEAR 2021 OF THE Safe Auto Value Insurance Company
SCHEDULE P - PART 4I - SPECIAL PROPERTY (FIRE, ALLIED LINES, INLAND MARINE, EARTHQUAKE, BURGLARY, AND THEFT)

Years in Which Losses Were Incurred	BULK AND IBNR RESERVES ON NET LOSSES AND DEFENSE AND COST CONTAINMENT EXPENSES REPORTED AT YEAR END (\$000 OMITTED)									
	1	2	3	4	5	6	7	8	9	10
	2012	2013	2014	2015	2016	2017	2018	2019	2020	2021
1. Prior	XXX	XXX	XXX	XXX	XXX	XXX	XXX			
2. 2020	XXX	XXX	XXX	XXX	XXX	XXX	XXX	XXX		
3. 2021	XXX	XXX	XXX	XXX	XXX	XXX	XXX	XXX	XXX	

SCHEDULE P - PART 4J - AUTO PHYSICAL DAMAGE

1. Prior	XXX	XXX	XXX	XXX	XXX	XXX	XXX	53	.12	
2. 2020	XXX	XXX	XXX	XXX	XXX	XXX	XXX	XXX	100	
3. 2021	XXX	XXX	XXX	XXX	XXX	XXX	XXX	XXX	XXX	

SCHEDULE P - PART 4K - FIDELITY/SURETY

1. Prior	XXX	XXX	XXX	XXX	XXX	XXX	XXX			
2. 2020	XXX	XXX	XXX	XXX	XXX	XXX	XXX	XXX		
3. 2021	XXX	XXX	XXX	XXX	XXX	XXX	XXX	XXX	XXX	

SCHEDULE P - PART 4L - OTHER (INCLUDING CREDIT, ACCIDENT AND HEALTH)

1. Prior	XXX	XXX	XXX	XXX	XXX	XXX	XXX			
2. 2020	XXX	XXX	XXX	XXX	XXX	XXX	XXX	XXX		
3. 2021	XXX	XXX	XXX	XXX	XXX	XXX	XXX	XXX	XXX	

SCHEDULE P - PART 4M - INTERNATIONAL

1. Prior										
2. 2012										
3. 2013	XXX									
4. 2014	XXX	XXX								
5. 2015	XXX	XXX	XXX							
6. 2016	XXX	XXX	XXX	XXX						
7. 2017	XXX	XXX	XXX	XXX	XXX					
8. 2018	XXX	XXX	XXX	XXX	XXX	XXX				
9. 2019	XXX	XXX	XXX	XXX	XXX	XXX	XXX			
10. 2020	XXX	XXX	XXX	XXX	XXX	XXX	XXX	XXX		
11. 2021	XXX	XXX	XXX	XXX	XXX	XXX	XXX	XXX	XXX	

ANNUAL STATEMENT FOR THE YEAR 2021 OF THE Safe Auto Value Insurance Company

**SCHEDULE P - PART 4N - REINSURANCE
NONPROPORTIONAL ASSUMED PROPERTY**

Years in Which Losses Were Incurred	BULK AND IBNR RESERVES ON NET LOSSES AND DEFENSE AND COST CONTAINMENT EXPENSES REPORTED AT YEAR END (\$000 OMITTED)									
	1	2	3	4	5	6	7	8	9	10
	2012	2013	2014	2015	2016	2017	2018	2019	2020	2021
1. Prior										
2. 2012										
3. 2013	XXX									
4. 2014	XXX	XXX								
5. 2015	XXX	XXX	XXX							
6. 2016	XXX	XXX	XXX	XXX						
7. 2017	XXX	XXX	XXX	XXX	XXX					
8. 2018	XXX	XXX	XXX	XXX	XXX	XXX				
9. 2019	XXX	XXX	XXX	XXX	XXX	XXX	XXX			
10. 2020	XXX	XXX	XXX	XXX	XXX	XXX	XXX	XXX		
11. 2021	XXX	XXX	XXX	XXX	XXX	XXX	XXX	XXX	XXX	

**SCHEDULE P - PART 4O - REINSURANCE
NONPROPORTIONAL ASSUMED LIABILITY**

1. Prior										
2. 2012										
3. 2013	XXX									
4. 2014	XXX	XXX								
5. 2015	XXX	XXX	XXX							
6. 2016	XXX	XXX	XXX	XXX						
7. 2017	XXX	XXX	XXX	XXX	XXX					
8. 2018	XXX	XXX	XXX	XXX	XXX	XXX				
9. 2019	XXX	XXX	XXX	XXX	XXX	XXX	XXX			
10. 2020	XXX	XXX	XXX	XXX	XXX	XXX	XXX	XXX		
11. 2021	XXX	XXX	XXX	XXX	XXX	XXX	XXX	XXX	XXX	

**SCHEDULE P - PART 4P - REINSURANCE
NONPROPORTIONAL ASSUMED FINANCIAL LINES**

1. Prior										
2. 2012										
3. 2013	XXX									
4. 2014	XXX	XXX								
5. 2015	XXX	XXX	XXX							
6. 2016	XXX	XXX	XXX	XXX						
7. 2017	XXX	XXX	XXX	XXX	XXX					
8. 2018	XXX	XXX	XXX	XXX	XXX	XXX				
9. 2019	XXX	XXX	XXX	XXX	XXX	XXX	XXX			
10. 2020	XXX	XXX	XXX	XXX	XXX	XXX	XXX	XXX		
11. 2021	XXX	XXX	XXX	XXX	XXX	XXX	XXX	XXX	XXX	

ANNUAL STATEMENT FOR THE YEAR 2021 OF THE Safe Auto Value Insurance Company
SCHEDULE P - PART 4R - SECTION 1 - PRODUCTS LIABILITY - OCCURRENCE

Years in Which Losses Were Incurred	BULK AND IBNR RESERVES ON NET LOSSES AND DEFENSE AND COST CONTAINMENT EXPENSES REPORTED AT YEAR END (\$000 OMITTED)									
	1	2	3	4	5	6	7	8	9	10
	2012	2013	2014	2015	2016	2017	2018	2019	2020	2021
1. Prior										
2. 2012										
3. 2013	XXX									
4. 2014	XXX	XXX								
5. 2015	XXX	XXX	XXX							
6. 2016	XXX	XXX	XXX	XXX						
7. 2017	XXX	XXX	XXX	XXX	XXX					
8. 2018	XXX	XXX	XXX	XXX	XXX	XXX				
9. 2019	XXX	XXX	XXX	XXX	XXX	XXX	XXX			
10. 2020	XXX	XXX	XXX	XXX	XXX	XXX	XXX	XXX		
11. 2021	XXX	XXX	XXX	XXX	XXX	XXX	XXX	XXX	XXX	

SCHEDULE P - PART 4R - SECTION 2 - PRODUCTS LIABILITY - CLAIMS-MADE

1. Prior										
2. 2012										
3. 2013	XXX									
4. 2014	XXX	XXX								
5. 2015	XXX	XXX	XXX							
6. 2016	XXX	XXX	XXX	XXX						
7. 2017	XXX	XXX	XXX	XXX	XXX					
8. 2018	XXX	XXX	XXX	XXX	XXX	XXX				
9. 2019	XXX	XXX	XXX	XXX	XXX	XXX	XXX			
10. 2020	XXX	XXX	XXX	XXX	XXX	XXX	XXX	XXX		
11. 2021	XXX	XXX	XXX	XXX	XXX	XXX	XXX	XXX	XXX	

SCHEDULE P - PART 4S - FINANCIAL GUARANTY/MORTGAGE GUARANTY

1. Prior	XXX	XXX	XXX	XXX	XXX	XXX	XXX			
2. 2020	XXX	XXX	XXX	XXX	XXX	XXX	XXX	XXX		
3. 2021	XXX	XXX	XXX	XXX	XXX	XXX	XXX	XXX	XXX	

SCHEDULE P - PART 4T - WARRANTY

1. Prior	XXX	XXX	XXX	XXX	XXX	XXX	XXX			
2. 2020	XXX	XXX	XXX	XXX	XXX	XXX	XXX	XXX		
3. 2021	XXX	XXX	XXX	XXX	XXX	XXX	XXX	XXX	XXX	

ANNUAL STATEMENT FOR THE YEAR 2021 OF THE Safe Auto Value Insurance Company

SCHEDULE P - PART 5A - HOMEOWNERS/FARMOWNERS

SECTION 1

Years in Which Premiums Were Earned and Losses Were Incurred	CUMULATIVE NUMBER OF CLAIMS CLOSED WITH LOSS PAYMENT DIRECT AND ASSUMED AT YEAR END									
	1	2	3	4	5	6	7	8	9	10
	2012	2013	2014	2015	2016	2017	2018	2019	2020	2021
1. Prior.....										
2. 2012.....										
3. 2013.....	XXX									
4. 2014.....	XXX	XXX								
5. 2015.....	XXX	XXX	XXX							
6. 2016.....	XXX	XXX	XXX	XXX						
7. 2017.....	XXX	XXX	XXX	XXX	XXX					
8. 2018.....	XXX	XXX	XXX	XXX	XXX	XXX				
9. 2019.....	XXX	XXX	XXX	XXX	XXX	XXX	XXX			
10. 2020.....	XXX	XXX	XXX	XXX	XXX	XXX	XXX	XXX		
11. 2021.....	XXX	XXX	XXX	XXX	XXX	XXX	XXX	XXX	XXX	

SECTION 2

Years in Which Premiums Were Earned and Losses Were Incurred	NUMBER OF CLAIMS OUTSTANDING DIRECT AND ASSUMED AT YEAR END									
	1	2	3	4	5	6	7	8	9	10
	2012	2013	2014	2015	2016	2017	2018	2019	2020	2021
1. Prior.....										
2. 2012.....										
3. 2013.....	XXX									
4. 2014.....	XXX	XXX								
5. 2015.....	XXX	XXX	XXX							
6. 2016.....	XXX	XXX	XXX	XXX						
7. 2017.....	XXX	XXX	XXX	XXX	XXX					
8. 2018.....	XXX	XXX	XXX	XXX	XXX	XXX				
9. 2019.....	XXX	XXX	XXX	XXX	XXX	XXX	XXX			
10. 2020.....	XXX	XXX	XXX	XXX	XXX	XXX	XXX	XXX		
11. 2021.....	XXX	XXX	XXX	XXX	XXX	XXX	XXX	XXX	XXX	

SECTION 3

Years in Which Premiums Were Earned and Losses Were Incurred	CUMULATIVE NUMBER OF CLAIMS REPORTED DIRECT AND ASSUMED AT YEAR END									
	1	2	3	4	5	6	7	8	9	10
	2012	2013	2014	2015	2016	2017	2018	2019	2020	2021
1. Prior.....										
2. 2012.....										
3. 2013.....	XXX									
4. 2014.....	XXX	XXX								
5. 2015.....	XXX	XXX	XXX							
6. 2016.....	XXX	XXX	XXX	XXX						
7. 2017.....	XXX	XXX	XXX	XXX	XXX					
8. 2018.....	XXX	XXX	XXX	XXX	XXX	XXX				
9. 2019.....	XXX	XXX	XXX	XXX	XXX	XXX	XXX			
10. 2020.....	XXX	XXX	XXX	XXX	XXX	XXX	XXX	XXX		
11. 2021.....	XXX	XXX	XXX	XXX	XXX	XXX	XXX	XXX	XXX	

ANNUAL STATEMENT FOR THE YEAR 2021 OF THE Safe Auto Value Insurance Company
SCHEDULE P - PART 5B - PRIVATE PASSENGER AUTO LIABILITY/MEDICAL
SECTION 1

Years in Which Premiums Were Earned and Losses Were Incurred	CUMULATIVE NUMBER OF CLAIMS CLOSED WITH LOSS PAYMENT DIRECT AND ASSUMED AT YEAR END									
	1	2	3	4	5	6	7	8	9	10
	2012	2013	2014	2015	2016	2017	2018	2019	2020	2021
1. Prior	454	94	24	7	4	2	1	1		
2. 2012	1,021	1,387	1,452	1,472	1,477	1,480	1,480	1,481	1,481	1,481
3. 2013	XXX	975	1,342	1,405	1,421	1,427	1,429	1,430	1,430	1,430
4. 2014	XXX	XXX	942	1,305	1,368	1,388	1,393	1,395	1,395	1,395
5. 2015	XXX	XXX	XXX	947	1,346	1,417	1,435	1,439	1,440	1,441
6. 2016	XXX	XXX	XXX	XXX	890	1,230	1,287	1,301	1,305	1,307
7. 2017	XXX	XXX	XXX	XXX	XXX	885	1,198	1,257	1,269	1,273
8. 2018	XXX	XXX	XXX	XXX	XXX	XXX	956	1,284	1,343	1,355
9. 2019	XXX	XXX	XXX	XXX	XXX	XXX	XXX	868	1,165	1,216
10. 2020	XXX	XXX	XXX	XXX	XXX	XXX	XXX	XXX	576	871
11. 2021	XXX	XXX	XXX	XXX	XXX	XXX	XXX	XXX	XXX	466

SECTION 2

Years in Which Premiums Were Earned and Losses Were Incurred	NUMBER OF CLAIMS OUTSTANDING DIRECT AND ASSUMED AT YEAR END									
	1	2	3	4	5	6	7	8	9	10
	2012	2013	2014	2015	2016	2017	2018	2019	2020	2021
1. Prior	136	42	18	7	3	1	1			
2. 2012	478	96	29	11	4	1	1			
3. 2013	XXX	500	88	26	9	4	2	1		
4. 2014	XXX	XXX	439	79	26	7	3	1	1	
5. 2015	XXX	XXX	XXX	466	84	25	7	3	1	1
6. 2016	XXX	XXX	XXX	XXX	398	65	20	7	3	2
7. 2017	XXX	XXX	XXX	XXX	XXX	370	65	19	6	3
8. 2018	XXX	XXX	XXX	XXX	XXX	XXX	382	68	20	9
9. 2019	XXX	XXX	XXX	XXX	XXX	XXX	XXX	357	71	31
10. 2020	XXX	XXX	XXX	XXX	XXX	XXX	XXX	XXX	489	89
11. 2021	XXX	XXX	XXX	XXX	XXX	XXX	XXX	XXX	XXX	364

SECTION 3

Years in Which Premiums Were Earned and Losses Were Incurred	CUMULATIVE NUMBER OF CLAIMS REPORTED DIRECT AND ASSUMED AT YEAR END									
	1	2	3	4	5	6	7	8	9	10
	2012	2013	2014	2015	2016	2017	2018	2019	2020	2021
1. Prior	186	25	6	9	1	2	7	1	1	1
2. 2012	2,301	2,470	2,487	2,498	2,499	2,499	2,507	2,508	2,508	2,508
3. 2013	XXX	2,199	2,357	2,372	2,375	2,376	2,378	2,379	2,380	2,379
4. 2014	XXX	XXX	2,114	2,255	2,268	2,271	2,273	2,274	2,274	2,273
5. 2015	XXX	XXX	XXX	2,220	2,410	2,430	2,433	2,434	2,434	2,434
6. 2016	XXX	XXX	XXX	XXX	2,111	2,245	2,260	2,264	2,265	2,266
7. 2017	XXX	XXX	XXX	XXX	XXX	2,217	2,366	2,383	2,387	2,387
8. 2018	XXX	XXX	XXX	XXX	XXX	XXX	2,562	2,722	2,740	2,744
9. 2019	XXX	XXX	XXX	XXX	XXX	XXX	XXX	2,443	2,596	2,616
10. 2020	XXX	XXX	XXX	XXX	XXX	XXX	XXX	XXX	2,093	2,263
11. 2021	XXX	XXX	XXX	XXX	XXX	XXX	XXX	XXX	XXX	1,950

ANNUAL STATEMENT FOR THE YEAR 2021 OF THE Safe Auto Value Insurance Company
SCHEDULE P - PART 5C - COMMERCIAL AUTO/TRUCK LIABILITY/MEDICAL
SECTION 1

Years in Which Premiums Were Earned and Losses Were Incurred	CUMULATIVE NUMBER OF CLAIMS CLOSED WITH LOSS PAYMENT DIRECT AND ASSUMED AT YEAR END									
	1	2	3	4	5	6	7	8	9	10
	2012	2013	2014	2015	2016	2017	2018	2019	2020	2021
1. Prior										
2. 2012										
3. 2013	XXX									
4. 2014	XXX	XXX								
5. 2015	XXX	XXX	XXX							
6. 2016	XXX	XXX	XXX	XXX						
7. 2017	XXX	XXX	XXX	XXX	XXX					
8. 2018	XXX	XXX	XXX	XXX	XXX	XXX				
9. 2019	XXX	XXX	XXX	XXX	XXX	XXX	XXX			
10. 2020	XXX	XXX	XXX	XXX	XXX	XXX	XXX	XXX		
11. 2021	XXX	XXX	XXX	XXX	XXX	XXX	XXX	XXX	XXX	

SECTION 2

Years in Which Premiums Were Earned and Losses Were Incurred	NUMBER OF CLAIMS OUTSTANDING DIRECT AND ASSUMED AT YEAR END									
	1	2	3	4	5	6	7	8	9	10
	2012	2013	2014	2015	2016	2017	2018	2019	2020	2021
1. Prior										
2. 2012										
3. 2013	XXX									
4. 2014	XXX	XXX								
5. 2015	XXX	XXX	XXX							
6. 2016	XXX	XXX	XXX	XXX						
7. 2017	XXX	XXX	XXX	XXX	XXX					
8. 2018	XXX	XXX	XXX	XXX	XXX	XXX				
9. 2019	XXX	XXX	XXX	XXX	XXX	XXX	XXX			
10. 2020	XXX	XXX	XXX	XXX	XXX	XXX	XXX	XXX		
11. 2021	XXX	XXX	XXX	XXX	XXX	XXX	XXX	XXX	XXX	

SECTION 3

Years in Which Premiums Were Earned and Losses Were Incurred	CUMULATIVE NUMBER OF CLAIMS REPORTED DIRECT AND ASSUMED AT YEAR END									
	1	2	3	4	5	6	7	8	9	10
	2012	2013	2014	2015	2016	2017	2018	2019	2020	2021
1. Prior										
2. 2012										
3. 2013	XXX									
4. 2014	XXX	XXX								
5. 2015	XXX	XXX	XXX							
6. 2016	XXX	XXX	XXX	XXX						
7. 2017	XXX	XXX	XXX	XXX	XXX					
8. 2018	XXX	XXX	XXX	XXX	XXX	XXX				
9. 2019	XXX	XXX	XXX	XXX	XXX	XXX	XXX			
10. 2020	XXX	XXX	XXX	XXX	XXX	XXX	XXX	XXX		
11. 2021	XXX	XXX	XXX	XXX	XXX	XXX	XXX	XXX	XXX	

ANNUAL STATEMENT FOR THE YEAR 2021 OF THE Safe Auto Value Insurance Company

SCHEDULE P - PART 5D - WORKERS' COMPENSATION
(EXCLUDING EXCESS WORKERS' COMPENSATION)

SECTION 1

Years in Which Premiums Were Earned and Losses Were Incurred	CUMULATIVE NUMBER OF CLAIMS CLOSED WITH LOSS PAYMENT DIRECT AND ASSUMED AT YEAR END									
	1	2	3	4	5	6	7	8	9	10
	2012	2013	2014	2015	2016	2017	2018	2019	2020	2021
1. Prior.....										
2. 2012.....										
3. 2013.....	XXX									
4. 2014.....	XXX	XXX								
5. 2015.....	XXX	XXX	XXX							
6. 2016.....	XXX	XXX	XXX	XXX						
7. 2017.....	XXX	XXX	XXX	XXX	XXX					
8. 2018.....	XXX	XXX	XXX	XXX	XXX	XXX				
9. 2019.....	XXX	XXX	XXX	XXX	XXX	XXX	XXX			
10. 2020.....	XXX	XXX	XXX	XXX	XXX	XXX	XXX	XXX		
11. 2021.....	XXX	XXX	XXX	XXX	XXX	XXX	XXX	XXX	XXX	

SECTION 2

Years in Which Premiums Were Earned and Losses Were Incurred	NUMBER OF CLAIMS OUTSTANDING DIRECT AND ASSUMED AT YEAR END									
	1	2	3	4	5	6	7	8	9	10
	2012	2013	2014	2015	2016	2017	2018	2019	2020	2021
1. Prior.....										
2. 2012.....										
3. 2013.....	XXX									
4. 2014.....	XXX	XXX								
5. 2015.....	XXX	XXX	XXX							
6. 2016.....	XXX	XXX	XXX	XXX						
7. 2017.....	XXX	XXX	XXX	XXX	XXX					
8. 2018.....	XXX	XXX	XXX	XXX	XXX	XXX				
9. 2019.....	XXX	XXX	XXX	XXX	XXX	XXX	XXX			
10. 2020.....	XXX	XXX	XXX	XXX	XXX	XXX	XXX	XXX		
11. 2021.....	XXX	XXX	XXX	XXX	XXX	XXX	XXX	XXX	XXX	

SECTION 3

Years in Which Premiums Were Earned and Losses Were Incurred	CUMULATIVE NUMBER OF CLAIMS REPORTED DIRECT AND ASSUMED AT YEAR END									
	1	2	3	4	5	6	7	8	9	10
	2012	2013	2014	2015	2016	2017	2018	2019	2020	2021
1. Prior.....										
2. 2012.....										
3. 2013.....	XXX									
4. 2014.....	XXX	XXX								
5. 2015.....	XXX	XXX	XXX							
6. 2016.....	XXX	XXX	XXX	XXX						
7. 2017.....	XXX	XXX	XXX	XXX	XXX					
8. 2018.....	XXX	XXX	XXX	XXX	XXX	XXX				
9. 2019.....	XXX	XXX	XXX	XXX	XXX	XXX	XXX			
10. 2020.....	XXX	XXX	XXX	XXX	XXX	XXX	XXX	XXX		
11. 2021.....	XXX	XXX	XXX	XXX	XXX	XXX	XXX	XXX	XXX	

ANNUAL STATEMENT FOR THE YEAR 2021 OF THE Safe Auto Value Insurance Company

SCHEDULE P - PART 5E - COMMERCIAL MULTIPLE PERIL

SECTION 1

Years in Which Premiums Were Earned and Losses Were Incurred	CUMULATIVE NUMBER OF CLAIMS CLOSED WITH LOSS PAYMENT DIRECT AND ASSUMED AT YEAR END									
	1	2	3	4	5	6	7	8	9	10
	2012	2013	2014	2015	2016	2017	2018	2019	2020	2021
1. Prior										
2. 2012										
3. 2013	XXX									
4. 2014	XXX	XXX								
5. 2015	XXX	XXX	XXX							
6. 2016	XXX	XXX	XXX	XXX						
7. 2017	XXX	XXX	XXX	XXX	XXX					
8. 2018	XXX	XXX	XXX	XXX	XXX	XXX				
9. 2019	XXX	XXX	XXX	XXX	XXX	XXX	XXX			
10. 2020	XXX	XXX	XXX	XXX	XXX	XXX	XXX	XXX		
11. 2021	XXX	XXX	XXX	XXX	XXX	XXX	XXX	XXX	XXX	

SECTION 2

Years in Which Premiums Were Earned and Losses Were Incurred	NUMBER OF CLAIMS OUTSTANDING DIRECT AND ASSUMED AT YEAR END									
	1	2	3	4	5	6	7	8	9	10
	2012	2013	2014	2015	2016	2017	2018	2019	2020	2021
1. Prior										
2. 2012										
3. 2013	XXX									
4. 2014	XXX	XXX								
5. 2015	XXX	XXX	XXX							
6. 2016	XXX	XXX	XXX	XXX						
7. 2017	XXX	XXX	XXX	XXX	XXX					
8. 2018	XXX	XXX	XXX	XXX	XXX	XXX				
9. 2019	XXX	XXX	XXX	XXX	XXX	XXX	XXX			
10. 2020	XXX	XXX	XXX	XXX	XXX	XXX	XXX	XXX		
11. 2021	XXX	XXX	XXX	XXX	XXX	XXX	XXX	XXX	XXX	

SECTION 3

Years in Which Premiums Were Earned and Losses Were Incurred	CUMULATIVE NUMBER OF CLAIMS REPORTED DIRECT AND ASSUMED AT YEAR END									
	1	2	3	4	5	6	7	8	9	10
	2012	2013	2014	2015	2016	2017	2018	2019	2020	2021
1. Prior										
2. 2012										
3. 2013	XXX									
4. 2014	XXX	XXX								
5. 2015	XXX	XXX	XXX							
6. 2016	XXX	XXX	XXX	XXX						
7. 2017	XXX	XXX	XXX	XXX	XXX					
8. 2018	XXX	XXX	XXX	XXX	XXX	XXX				
9. 2019	XXX	XXX	XXX	XXX	XXX	XXX	XXX			
10. 2020	XXX	XXX	XXX	XXX	XXX	XXX	XXX	XXX		
11. 2021	XXX	XXX	XXX	XXX	XXX	XXX	XXX	XXX	XXX	

ANNUAL STATEMENT FOR THE YEAR 2021 OF THE Safe Auto Value Insurance Company
SCHEDULE P - PART 5F - MEDICAL PROFESSIONAL LIABILITY - OCCURRENCE

SECTION 1A

Years in Years in Which Premiums Were Earned and Losses Were Incurred	CUMULATIVE NUMBER OF CLAIMS CLOSED WITH LOSS PAYMENT DIRECT AND ASSUMED AT YEAR END									
	1	2	3	4	5	6	7	8	9	10
	2012	2013	2014	2015	2016	2017	2018	2019	2020	2021
1. Prior										
2. 2012										
3. 2013	XXX									
4. 2014	XXX	XXX								
5. 2015	XXX	XXX	XXX							
6. 2016	XXX	XXX	XXX	XXX						
7. 2017	XXX	XXX	XXX	XXX	XXX					
8. 2018	XXX	XXX	XXX	XXX	XXX	XXX				
9. 2019	XXX	XXX	XXX	XXX	XXX	XXX	XXX			
10. 2020	XXX	XXX	XXX	XXX	XXX	XXX	XXX	XXX		
11. 2021	XXX	XXX	XXX	XXX	XXX	XXX	XXX	XXX	XXX	

SECTION 2A

Years in Years in Which Premiums Were Earned and Losses Were Incurred	NUMBER OF CLAIMS OUTSTANDING DIRECT AND ASSUMED AT YEAR END									
	1	2	3	4	5	6	7	8	9	10
	2012	2013	2014	2015	2016	2017	2018	2019	2020	2021
1. Prior										
2. 2012										
3. 2013	XXX									
4. 2014	XXX	XXX								
5. 2015	XXX	XXX	XXX							
6. 2016	XXX	XXX	XXX	XXX						
7. 2017	XXX	XXX	XXX	XXX	XXX					
8. 2018	XXX	XXX	XXX	XXX	XXX	XXX				
9. 2019	XXX	XXX	XXX	XXX	XXX	XXX	XXX			
10. 2020	XXX	XXX	XXX	XXX	XXX	XXX	XXX	XXX		
11. 2021	XXX	XXX	XXX	XXX	XXX	XXX	XXX	XXX	XXX	

SECTION 3A

Years in Years in Which Premiums Were Earned and Losses Were Incurred	CUMULATIVE NUMBER OF CLAIMS REPORTED DIRECT AND ASSUMED AT YEAR END									
	1	2	3	4	5	6	7	8	9	10
	2012	2013	2014	2015	2016	2017	2018	2019	2020	2021
1. Prior										
2. 2012										
3. 2013	XXX									
4. 2014	XXX	XXX								
5. 2015	XXX	XXX	XXX							
6. 2016	XXX	XXX	XXX	XXX						
7. 2017	XXX	XXX	XXX	XXX	XXX					
8. 2018	XXX	XXX	XXX	XXX	XXX	XXX				
9. 2019	XXX	XXX	XXX	XXX	XXX	XXX	XXX			
10. 2020	XXX	XXX	XXX	XXX	XXX	XXX	XXX	XXX		
11. 2021	XXX	XXX	XXX	XXX	XXX	XXX	XXX	XXX	XXX	

ANNUAL STATEMENT FOR THE YEAR 2021 OF THE Safe Auto Value Insurance Company
SCHEDULE P - PART 5F - MEDICAL PROFESSIONAL LIABILITY - CLAIMS-MADE
SECTION 1B

Years in Years in Which Premiums Were Earned and Losses Were Incurred	CUMULATIVE NUMBER OF CLAIMS CLOSED WITH LOSS PAYMENT DIRECT AND ASSUMED AT YEAR END									
	1	2	3	4	5	6	7	8	9	10
	2012	2013	2014	2015	2016	2017	2018	2019	2020	2021
1. Prior.....										
2. 2012.....										
3. 2013.....	XXX									
4. 2014.....	XXX	XXX								
5. 2015.....	XXX	XXX	XXX							
6. 2016.....	XXX	XXX	XXX	XXX						
7. 2017.....	XXX	XXX	XXX	XXX	XXX					
8. 2018.....	XXX	XXX	XXX	XXX	XXX	XXX				
9. 2019.....	XXX	XXX	XXX	XXX	XXX	XXX	XXX			
10. 2020.....	XXX	XXX	XXX	XXX	XXX	XXX	XXX	XXX		
11. 2021.....	XXX	XXX	XXX	XXX	XXX	XXX	XXX	XXX	XXX	

SECTION 2B

Years in Years in Which Premiums Were Earned and Losses Were Incurred	NUMBER OF CLAIMS OUTSTANDING DIRECT AND ASSUMED AT YEAR END									
	1	2	3	4	5	6	7	8	9	10
	2012	2013	2014	2015	2016	2017	2018	2019	2020	2021
1. Prior.....										
2. 2012.....										
3. 2013.....	XXX									
4. 2014.....	XXX	XXX								
5. 2015.....	XXX	XXX	XXX							
6. 2016.....	XXX	XXX	XXX	XXX						
7. 2017.....	XXX	XXX	XXX	XXX	XXX					
8. 2018.....	XXX	XXX	XXX	XXX	XXX	XXX				
9. 2019.....	XXX	XXX	XXX	XXX	XXX	XXX	XXX			
10. 2020.....	XXX	XXX	XXX	XXX	XXX	XXX	XXX	XXX		
11. 2021.....	XXX	XXX	XXX	XXX	XXX	XXX	XXX	XXX	XXX	

SECTION 3B

Years in Years in Which Premiums Were Earned and Losses Were Incurred	CUMULATIVE NUMBER OF CLAIMS REPORTED DIRECT AND ASSUMED AT YEAR END									
	1	2	3	4	5	6	7	8	9	10
	2012	2013	2014	2015	2016	2017	2018	2019	2020	2021
1. Prior.....										
2. 2012.....										
3. 2013.....	XXX									
4. 2014.....	XXX	XXX								
5. 2015.....	XXX	XXX	XXX							
6. 2016.....	XXX	XXX	XXX	XXX						
7. 2017.....	XXX	XXX	XXX	XXX	XXX					
8. 2018.....	XXX	XXX	XXX	XXX	XXX	XXX				
9. 2019.....	XXX	XXX	XXX	XXX	XXX	XXX	XXX			
10. 2020.....	XXX	XXX	XXX	XXX	XXX	XXX	XXX	XXX		
11. 2021.....	XXX	XXX	XXX	XXX	XXX	XXX	XXX	XXX	XXX	

ANNUAL STATEMENT FOR THE YEAR 2021 OF THE Safe Auto Value Insurance Company
SCHEDULE P - PART 5H - OTHER LIABILITY - OCCURRENCE

SECTION 1A

Years in Years in Which Premiums Were Earned and Losses Were Incurred	CUMULATIVE NUMBER OF CLAIMS CLOSED WITH LOSS PAYMENT DIRECT AND ASSUMED AT YEAR END									
	1	2	3	4	5	6	7	8	9	10
	2012	2013	2014	2015	2016	2017	2018	2019	2020	2021
1. Prior										
2. 2012										
3. 2013	XXX									
4. 2014	XXX	XXX								
5. 2015	XXX	XXX	XXX							
6. 2016	XXX	XXX	XXX	XXX						
7. 2017	XXX	XXX	XXX	XXX	XXX					
8. 2018	XXX	XXX	XXX	XXX	XXX	XXX				
9. 2019	XXX	XXX	XXX	XXX	XXX	XXX	XXX			
10. 2020	XXX	XXX	XXX	XXX	XXX	XXX	XXX	XXX		
11. 2021	XXX	XXX	XXX	XXX	XXX	XXX	XXX	XXX	XXX	

SECTION 2A

Years in Years in Which Premiums Were Earned and Losses Were Incurred	NUMBER OF CLAIMS OUTSTANDING DIRECT AND ASSUMED AT YEAR END									
	1	2	3	4	5	6	7	8	9	10
	2012	2013	2014	2015	2016	2017	2018	2019	2020	2021
1. Prior										
2. 2012										
3. 2013	XXX									
4. 2014	XXX	XXX								
5. 2015	XXX	XXX	XXX							
6. 2016	XXX	XXX	XXX	XXX						
7. 2017	XXX	XXX	XXX	XXX	XXX					
8. 2018	XXX	XXX	XXX	XXX	XXX	XXX				
9. 2019	XXX	XXX	XXX	XXX	XXX	XXX	XXX			
10. 2020	XXX	XXX	XXX	XXX	XXX	XXX	XXX	XXX		
11. 2021	XXX	XXX	XXX	XXX	XXX	XXX	XXX	XXX	XXX	

SECTION 3A

Years in Years in Which Premiums Were Earned and Losses Were Incurred	CUMULATIVE NUMBER OF CLAIMS REPORTED DIRECT AND ASSUMED AT YEAR END									
	1	2	3	4	5	6	7	8	9	10
	2012	2013	2014	2015	2016	2017	2018	2019	2020	2021
1. Prior										
2. 2012										
3. 2013	XXX									
4. 2014	XXX	XXX								
5. 2015	XXX	XXX	XXX							
6. 2016	XXX	XXX	XXX	XXX						
7. 2017	XXX	XXX	XXX	XXX	XXX					
8. 2018	XXX	XXX	XXX	XXX	XXX	XXX				
9. 2019	XXX	XXX	XXX	XXX	XXX	XXX	XXX			
10. 2020	XXX	XXX	XXX	XXX	XXX	XXX	XXX	XXX		
11. 2021	XXX	XXX	XXX	XXX	XXX	XXX	XXX	XXX	XXX	

ANNUAL STATEMENT FOR THE YEAR 2021 OF THE Safe Auto Value Insurance Company

SCHEDULE P - PART 5H - OTHER LIABILITY - CLAIMS-MADE

SECTION 1B

Years in Years in Which Premiums Were Earned and Losses Were Incurred	CUMULATIVE NUMBER OF CLAIMS CLOSED WITH LOSS PAYMENT DIRECT AND ASSUMED AT YEAR END									
	1	2	3	4	5	6	7	8	9	10
	2012	2013	2014	2015	2016	2017	2018	2019	2020	2021
1. Prior.....										
2. 2012.....										
3. 2013.....	XXX									
4. 2014.....	XXX	XXX								
5. 2015.....	XXX	XXX	XXX							
6. 2016.....	XXX	XXX	XXX	XXX						
7. 2017.....	XXX	XXX	XXX	XXX	XXX					
8. 2018.....	XXX	XXX	XXX	XXX	XXX	XXX				
9. 2019.....	XXX	XXX	XXX	XXX	XXX	XXX	XXX			
10. 2020.....	XXX	XXX	XXX	XXX	XXX	XXX	XXX	XXX		
11. 2021.....	XXX	XXX	XXX	XXX	XXX	XXX	XXX	XXX	XXX	

SECTION 2B

Years in Years in Which Premiums Were Earned and Losses Were Incurred	NUMBER OF CLAIMS OUTSTANDING DIRECT AND ASSUMED AT YEAR END									
	1	2	3	4	5	6	7	8	9	10
	2012	2013	2014	2015	2016	2017	2018	2019	2020	2021
1. Prior.....										
2. 2012.....										
3. 2013.....	XXX									
4. 2014.....	XXX	XXX								
5. 2015.....	XXX	XXX	XXX							
6. 2016.....	XXX	XXX	XXX	XXX						
7. 2017.....	XXX	XXX	XXX	XXX	XXX					
8. 2018.....	XXX	XXX	XXX	XXX	XXX	XXX				
9. 2019.....	XXX	XXX	XXX	XXX	XXX	XXX	XXX			
10. 2020.....	XXX	XXX	XXX	XXX	XXX	XXX	XXX	XXX		
11. 2021.....	XXX	XXX	XXX	XXX	XXX	XXX	XXX	XXX	XXX	

SECTION 3B

Years in Years in Which Premiums Were Earned and Losses Were Incurred	CUMULATIVE NUMBER OF CLAIMS REPORTED DIRECT AND ASSUMED AT YEAR END									
	1	2	3	4	5	6	7	8	9	10
	2012	2013	2014	2015	2016	2017	2018	2019	2020	2021
1. Prior.....										
2. 2012.....										
3. 2013.....	XXX									
4. 2014.....	XXX	XXX								
5. 2015.....	XXX	XXX	XXX							
6. 2016.....	XXX	XXX	XXX	XXX						
7. 2017.....	XXX	XXX	XXX	XXX	XXX					
8. 2018.....	XXX	XXX	XXX	XXX	XXX	XXX				
9. 2019.....	XXX	XXX	XXX	XXX	XXX	XXX	XXX			
10. 2020.....	XXX	XXX	XXX	XXX	XXX	XXX	XXX	XXX		
11. 2021.....	XXX	XXX	XXX	XXX	XXX	XXX	XXX	XXX	XXX	

ANNUAL STATEMENT FOR THE YEAR 2021 OF THE Safe Auto Value Insurance Company
SCHEDULE P - PART 5R - PRODUCTS LIABILITY - OCCURRENCE

SECTION 1A

Years in Years in Which Premiums Were Earned and Losses Were Incurred	CUMULATIVE NUMBER OF CLAIMS CLOSED WITH LOSS PAYMENT DIRECT AND ASSUMED AT YEAR END									
	1	2	3	4	5	6	7	8	9	10
	2012	2013	2014	2015	2016	2017	2018	2019	2020	2021
1. Prior.....										
2. 2012.....										
3. 2013.....	XXX									
4. 2014.....	XXX	XXX								
5. 2015.....	XXX	XXX	XXX							
6. 2016.....	XXX	XXX	XXX	XXX						
7. 2017.....	XXX	XXX	XXX	XXX	XXX					
8. 2018.....	XXX	XXX	XXX	XXX	XXX	XXX				
9. 2019.....	XXX	XXX	XXX	XXX	XXX	XXX	XXX			
10. 2020.....	XXX	XXX	XXX	XXX	XXX	XXX	XXX	XXX		
11. 2021.....	XXX	XXX	XXX	XXX	XXX	XXX	XXX	XXX	XXX	

SECTION 2A

Years in Years in Which Premiums Were Earned and Losses Were Incurred	NUMBER OF CLAIMS OUTSTANDING DIRECT AND ASSUMED AT YEAR END									
	1	2	3	4	5	6	7	8	9	10
	2012	2013	2014	2015	2016	2017	2018	2019	2020	2021
1. Prior.....										
2. 2012.....										
3. 2013.....	XXX									
4. 2014.....	XXX	XXX								
5. 2015.....	XXX	XXX	XXX							
6. 2016.....	XXX	XXX	XXX	XXX						
7. 2017.....	XXX	XXX	XXX	XXX	XXX					
8. 2018.....	XXX	XXX	XXX	XXX	XXX	XXX				
9. 2019.....	XXX	XXX	XXX	XXX	XXX	XXX	XXX			
10. 2020.....	XXX	XXX	XXX	XXX	XXX	XXX	XXX	XXX		
11. 2021.....	XXX	XXX	XXX	XXX	XXX	XXX	XXX	XXX	XXX	

SECTION 3A

Years in Years in Which Premiums Were Earned and Losses Were Incurred	CUMULATIVE NUMBER OF CLAIMS REPORTED DIRECT AND ASSUMED AT YEAR END									
	1	2	3	4	5	6	7	8	9	10
	2012	2013	2014	2015	2016	2017	2018	2019	2020	2021
1. Prior.....										
2. 2012.....										
3. 2013.....	XXX									
4. 2014.....	XXX	XXX								
5. 2015.....	XXX	XXX	XXX							
6. 2016.....	XXX	XXX	XXX	XXX						
7. 2017.....	XXX	XXX	XXX	XXX	XXX					
8. 2018.....	XXX	XXX	XXX	XXX	XXX	XXX				
9. 2019.....	XXX	XXX	XXX	XXX	XXX	XXX	XXX			
10. 2020.....	XXX	XXX	XXX	XXX	XXX	XXX	XXX	XXX		
11. 2021.....	XXX	XXX	XXX	XXX	XXX	XXX	XXX	XXX	XXX	

ANNUAL STATEMENT FOR THE YEAR 2021 OF THE Safe Auto Value Insurance Company
SCHEDULE P - PART 5R - PRODUCTS LIABILITY - CLAIMS-MADE
SECTION 1B

Years in Years in Which Premiums Were Earned and Losses Were Incurred	CUMULATIVE NUMBER OF CLAIMS CLOSED WITH LOSS PAYMENT DIRECT AND ASSUMED AT YEAR END									
	1	2	3	4	5	6	7	8	9	10
	2012	2013	2014	2015	2016	2017	2018	2019	2020	2021
1. Prior.....										
2. 2012.....										
3. 2013.....	XXX									
4. 2014.....	XXX	XXX								
5. 2015.....	XXX	XXX	XXX							
6. 2016.....	XXX	XXX	XXX	XXX						
7. 2017.....	XXX	XXX	XXX	XXX	XXX					
8. 2018.....	XXX	XXX	XXX	XXX	XXX	XXX				
9. 2019.....	XXX	XXX	XXX	XXX	XXX	XXX	XXX			
10. 2020.....	XXX	XXX	XXX	XXX	XXX	XXX	XXX	XXX		
11. 2021.....	XXX	XXX	XXX	XXX	XXX	XXX	XXX	XXX	XXX	

SECTION 2B

Years in Years in Which Premiums Were Earned and Losses Were Incurred	NUMBER OF CLAIMS OUTSTANDING DIRECT AND ASSUMED AT YEAR END									
	1	2	3	4	5	6	7	8	9	10
	2012	2013	2014	2015	2016	2017	2018	2019	2020	2021
1. Prior.....										
2. 2012.....										
3. 2013.....	XXX									
4. 2014.....	XXX	XXX								
5. 2015.....	XXX	XXX	XXX							
6. 2016.....	XXX	XXX	XXX	XXX						
7. 2017.....	XXX	XXX	XXX	XXX	XXX					
8. 2018.....	XXX	XXX	XXX	XXX	XXX	XXX				
9. 2019.....	XXX	XXX	XXX	XXX	XXX	XXX	XXX			
10. 2020.....	XXX	XXX	XXX	XXX	XXX	XXX	XXX	XXX		
11. 2021.....	XXX	XXX	XXX	XXX	XXX	XXX	XXX	XXX	XXX	

SECTION 3B

Years in Years in Which Premiums Were Earned and Losses Were Incurred	CUMULATIVE NUMBER OF CLAIMS REPORTED DIRECT AND ASSUMED AT YEAR END									
	1	2	3	4	5	6	7	8	9	10
	2012	2013	2014	2015	2016	2017	2018	2019	2020	2021
1. Prior.....										
2. 2012.....										
3. 2013.....	XXX									
4. 2014.....	XXX	XXX								
5. 2015.....	XXX	XXX	XXX							
6. 2016.....	XXX	XXX	XXX	XXX						
7. 2017.....	XXX	XXX	XXX	XXX	XXX					
8. 2018.....	XXX	XXX	XXX	XXX	XXX	XXX				
9. 2019.....	XXX	XXX	XXX	XXX	XXX	XXX	XXX			
10. 2020.....	XXX	XXX	XXX	XXX	XXX	XXX	XXX	XXX		
11. 2021.....	XXX	XXX	XXX	XXX	XXX	XXX	XXX	XXX	XXX	

ANNUAL STATEMENT FOR THE YEAR 2021 OF THE Safe Auto Value Insurance Company

SCHEDULE P - PART 5T - WARRANTY

SECTION 1

Years in Years in Which Premiums Were Earned and Losses Were Incurred	CUMULATIVE NUMBER OF CLAIMS CLOSED WITH LOSS PAYMENT DIRECT AND ASSUMED AT YEAR END									
	1	2	3	4	5	6	7	8	9	10
	2012	2013	2014	2015	2016	2017	2018	2019	2020	2021
1. Prior.....	.XXX	.XXX	.XXX	.XXX	.XXX	.XXX	.XXX			
2. 2020.....	.XXX	.XXX	.XXX	.XXX	.XXX	.XXX	.XXX	.XXX		
3. 2021.....	.XXX	.XXX	.XXX	.XXX	.XXX	.XXX	.XXX	.XXX	.XXX	

SECTION 2

Years in Years in Which Premiums Were Earned and Losses Were Incurred	NUMBER OF CLAIMS OUTSTANDING DIRECT AND ASSUMED AT YEAR END									
	1	2	3	4	5	6	7	8	9	10
	2012	2013	2014	2015	2016	2017	2018	2019	2020	2021
1. Prior.....	.XXX	.XXX	.XXX	.XXX	.XXX	.XXX	.XXX			
2. 2020.....	.XXX	.XXX	.XXX	.XXX	.XXX	.XXX	.XXX	.XXX		
3. 2021.....	.XXX	.XXX	.XXX	.XXX	.XXX	.XXX	.XXX	.XXX	.XXX	

SECTION 3

Years in Years in Which Premiums Were Earned and Losses Were Incurred	CUMULATIVE NUMBER OF CLAIMS REPORTED DIRECT AND ASSUMED AT YEAR END									
	1	2	3	4	5	6	7	8	9	10
	2012	2013	2014	2015	2016	2017	2018	2019	2020	2021
1. Prior.....	.XXX	.XXX	.XXX	.XXX	.XXX	.XXX	.XXX			
2. 2020.....	.XXX	.XXX	.XXX	.XXX	.XXX	.XXX	.XXX	.XXX		
3. 2021.....	.XXX	.XXX	.XXX	.XXX	.XXX	.XXX	.XXX	.XXX	.XXX	

ANNUAL STATEMENT FOR THE YEAR 2021 OF THE Safe Auto Value Insurance Company
SCHEDULE P - PART 6C - COMMERCIAL AUTO/TRUCK LIABILITY/MEDICAL
SECTION 1

Years in Which Premiums Were Earned and Losses Were Incurred	CUMULATIVE PREMIUMS EARNED DIRECT AND ASSUMED AT YEAR END (\$000 OMITTED)										11 Current Year Premiums Earned
	1 2012	2 2013	3 2014	4 2015	5 2016	6 2017	7 2018	8 2019	9 2020	10 2021	
1. Prior.....											
2. 2012.....											
3. 2013.....	XXX										
4. 2014.....	XXX	XXX									
5. 2015.....	XXX	XXX	XXX								
6. 2016.....	XXX	XXX	XXX	XXX							
7. 2017.....	XXX	XXX	XXX	XXX	XXX						
8. 2018.....	XXX	XXX	XXX	XXX	XXX	XXX					
9. 2019.....	XXX	XXX	XXX	XXX	XXX	XXX	XXX				
10. 2020.....	XXX	XXX	XXX	XXX	XXX	XXX	XXX	XXX			
11. 2021.....	XXX	XXX	XXX	XXX	XXX	XXX	XXX	XXX	XXX		
12. Totals.....	XXX	XXX	XXX	XXX	XXX	XXX	XXX	XXX	XXX	XXX	
13. Earned Premiums (Sch P-Pt. 1)											XXX

SECTION 2

Years in Which Premiums Were Earned and Losses Were Incurred	CUMULATIVE PREMIUMS EARNED CEDED AT YEAR END (\$000 OMITTED)										11 Current Year Premiums Earned
	1 2012	2 2013	3 2014	4 2015	5 2016	6 2017	7 2018	8 2019	9 2020	10 2021	
1. Prior.....											
2. 2012.....											
3. 2013.....	XXX										
4. 2014.....	XXX	XXX									
5. 2015.....	XXX	XXX	XXX								
6. 2016.....	XXX	XXX	XXX	XXX							
7. 2017.....	XXX	XXX	XXX	XXX	XXX						
8. 2018.....	XXX	XXX	XXX	XXX	XXX	XXX					
9. 2019.....	XXX	XXX	XXX	XXX	XXX	XXX	XXX				
10. 2020.....	XXX	XXX	XXX	XXX	XXX	XXX	XXX	XXX			
11. 2021.....	XXX	XXX	XXX	XXX	XXX	XXX	XXX	XXX	XXX		
12. Totals.....	XXX	XXX	XXX	XXX	XXX	XXX	XXX	XXX	XXX	XXX	
13. Earned Premiums (Sch P-Pt. 1)											XXX

SCHEDULE P - PART 6D - WORKERS' COMPENSATION
(EXCLUDING EXCESS WORKERS' COMPENSATION)
SECTION 1

Years in Which Premiums Were Earned and Losses Were Incurred	CUMULATIVE PREMIUMS EARNED DIRECT AND ASSUMED AT YEAR END (\$000 OMITTED)										11 Current Year Premiums Earned
	1 2012	2 2013	3 2014	4 2015	5 2016	6 2017	7 2018	8 2019	9 2020	10 2021	
1. Prior.....											
2. 2012.....											
3. 2013.....	XXX										
4. 2014.....	XXX	XXX									
5. 2015.....	XXX	XXX	XXX								
6. 2016.....	XXX	XXX	XXX	XXX							
7. 2017.....	XXX	XXX	XXX	XXX	XXX						
8. 2018.....	XXX	XXX	XXX	XXX	XXX	XXX					
9. 2019.....	XXX	XXX	XXX	XXX	XXX	XXX	XXX				
10. 2020.....	XXX	XXX	XXX	XXX	XXX	XXX	XXX	XXX			
11. 2021.....	XXX	XXX	XXX	XXX	XXX	XXX	XXX	XXX	XXX		
12. Totals.....	XXX	XXX	XXX	XXX	XXX	XXX	XXX	XXX	XXX	XXX	
13. Earned Premiums (Sch P-Pt. 1)											XXX

SECTION 2

Years in Which Premiums Were Earned and Losses Were Incurred	CUMULATIVE PREMIUMS EARNED CEDED AT YEAR END (\$000 OMITTED)										11 Current Year Premiums Earned
	1 2012	2 2013	3 2014	4 2015	5 2016	6 2017	7 2018	8 2019	9 2020	10 2021	
1. Prior.....											
2. 2012.....											
3. 2013.....	XXX										
4. 2014.....	XXX	XXX									
5. 2015.....	XXX	XXX	XXX								
6. 2016.....	XXX	XXX	XXX	XXX							
7. 2017.....	XXX	XXX	XXX	XXX	XXX						
8. 2018.....	XXX	XXX	XXX	XXX	XXX	XXX					
9. 2019.....	XXX	XXX	XXX	XXX	XXX	XXX	XXX				
10. 2020.....	XXX	XXX	XXX	XXX	XXX	XXX	XXX	XXX			
11. 2021.....	XXX	XXX	XXX	XXX	XXX	XXX	XXX	XXX	XXX		
12. Totals.....	XXX	XXX	XXX	XXX	XXX	XXX	XXX	XXX	XXX	XXX	
13. Earned Premiums (Sch P-Pt. 1)											XXX

ANNUAL STATEMENT FOR THE YEAR 2021 OF THE Safe Auto Value Insurance Company

SCHEDULE P - PART 6E - COMMERCIAL MULTIPLE PERIL

SECTION 1

Years in Which Premiums Were Earned and Losses Were Incurred	CUMULATIVE PREMIUMS EARNED DIRECT AND ASSUMED AT YEAR END (\$000 OMITTED)										11 Current Year Premiums Earned
	1 2012	2 2013	3 2014	4 2015	5 2016	6 2017	7 2018	8 2019	9 2020	10 2021	
1. Prior.....											
2. 2012.....											
3. 2013.....	.XXX										
4. 2014.....	.XXX	.XXX									
5. 2015.....	.XXX	.XXX	.XXX								
6. 2016.....	.XXX	.XXX	.XXX	.XXX							
7. 2017.....	.XXX	.XXX	.XXX	.XXX	.XXX						
8. 2018.....	.XXX	.XXX	.XXX	.XXX	.XXX	.XXX					
9. 2019.....	.XXX	.XXX	.XXX	.XXX	.XXX	.XXX	.XXX				
10. 2020.....	.XXX	.XXX	.XXX	.XXX	.XXX	.XXX	.XXX	.XXX			
11. 2021.....	.XXX	.XXX	.XXX	.XXX	.XXX	.XXX	.XXX	.XXX	.XXX		
12. Totals.....	.XXX	.XXX	.XXX	.XXX	.XXX	.XXX	.XXX	.XXX	.XXX	.XXX	
13. Earned Premiums (Sch P-Pt. 1)											.XXX

SECTION 2

Years in Which Premiums Were Earned and Losses Were Incurred	CUMULATIVE PREMIUMS EARNED CEDED AT YEAR END (\$000 OMITTED)										11 Current Year Premiums Earned
	1 2012	2 2013	3 2014	4 2015	5 2016	6 2017	7 2018	8 2019	9 2020	10 2021	
1. Prior.....											
2. 2012.....											
3. 2013.....	.XXX										
4. 2014.....	.XXX	.XXX									
5. 2015.....	.XXX	.XXX	.XXX								
6. 2016.....	.XXX	.XXX	.XXX	.XXX							
7. 2017.....	.XXX	.XXX	.XXX	.XXX	.XXX						
8. 2018.....	.XXX	.XXX	.XXX	.XXX	.XXX	.XXX					
9. 2019.....	.XXX	.XXX	.XXX	.XXX	.XXX	.XXX	.XXX				
10. 2020.....	.XXX	.XXX	.XXX	.XXX	.XXX	.XXX	.XXX	.XXX			
11. 2021.....	.XXX	.XXX	.XXX	.XXX	.XXX	.XXX	.XXX	.XXX	.XXX		
12. Totals.....	.XXX	.XXX	.XXX	.XXX	.XXX	.XXX	.XXX	.XXX	.XXX	.XXX	
13. Earned Premiums (Sch P-Pt. 1)											.XXX

SCHEDULE P - PART 6H - OTHER LIABILITY - OCCURRENCE

SECTION 1A

Years in Which Premiums Were Earned and Losses Were Incurred	CUMULATIVE PREMIUMS EARNED DIRECT AND ASSUMED AT YEAR END (\$000 OMITTED)										11 Current Year Premiums Earned
	1 2012	2 2013	3 2014	4 2015	5 2016	6 2017	7 2018	8 2019	9 2020	10 2021	
1. Prior.....											
2. 2012.....											
3. 2013.....	.XXX										
4. 2014.....	.XXX	.XXX									
5. 2015.....	.XXX	.XXX	.XXX								
6. 2016.....	.XXX	.XXX	.XXX	.XXX							
7. 2017.....	.XXX	.XXX	.XXX	.XXX	.XXX						
8. 2018.....	.XXX	.XXX	.XXX	.XXX	.XXX	.XXX					
9. 2019.....	.XXX	.XXX	.XXX	.XXX	.XXX	.XXX	.XXX				
10. 2020.....	.XXX	.XXX	.XXX	.XXX	.XXX	.XXX	.XXX	.XXX			
11. 2021.....	.XXX	.XXX	.XXX	.XXX	.XXX	.XXX	.XXX	.XXX	.XXX		
12. Totals.....	.XXX	.XXX	.XXX	.XXX	.XXX	.XXX	.XXX	.XXX	.XXX	.XXX	
13. Earned Premiums (Sch P-Pt. 1)											.XXX

SECTION 2A

Years in Which Premiums Were Earned and Losses Were Incurred	CUMULATIVE PREMIUMS EARNED CEDED AT YEAR END (\$000 OMITTED)										11 Current Year Premiums Earned
	1 2012	2 2013	3 2014	4 2015	5 2016	6 2017	7 2018	8 2019	9 2020	10 2021	
1. Prior.....											
2. 2012.....											
3. 2013.....	.XXX										
4. 2014.....	.XXX	.XXX									
5. 2015.....	.XXX	.XXX	.XXX								
6. 2016.....	.XXX	.XXX	.XXX	.XXX							
7. 2017.....	.XXX	.XXX	.XXX	.XXX	.XXX						
8. 2018.....	.XXX	.XXX	.XXX	.XXX	.XXX	.XXX					
9. 2019.....	.XXX	.XXX	.XXX	.XXX	.XXX	.XXX	.XXX				
10. 2020.....	.XXX	.XXX	.XXX	.XXX	.XXX	.XXX	.XXX	.XXX			
11. 2021.....	.XXX	.XXX	.XXX	.XXX	.XXX	.XXX	.XXX	.XXX	.XXX		
12. Totals.....	.XXX	.XXX	.XXX	.XXX	.XXX	.XXX	.XXX	.XXX	.XXX	.XXX	
13. Earned Premiums (Sch P-Pt. 1)											.XXX

ANNUAL STATEMENT FOR THE YEAR 2021 OF THE Safe Auto Value Insurance Company

SCHEDULE P - PART 6H - OTHER LIABILITY - CLAIMS-MADE

SECTION 1B

Years in Which Premiums Were Earned and Losses Were Incurred	CUMULATIVE PREMIUMS EARNED DIRECT AND ASSUMED AT YEAR END (\$000 OMITTED)										11 Current Year Premiums Earned
	1 2012	2 2013	3 2014	4 2015	5 2016	6 2017	7 2018	8 2019	9 2020	10 2021	
1. Prior.....											
2. 2012.....											
3. 2013.....	XXX										
4. 2014.....	XXX	XXX									
5. 2015.....	XXX	XXX	XXX								
6. 2016.....	XXX	XXX	XXX	XXX							
7. 2017.....	XXX	XXX	XXX	XXX	XXX						
8. 2018.....	XXX	XXX	XXX	XXX	XXX	XXX					
9. 2019.....	XXX	XXX	XXX	XXX	XXX	XXX	XXX				
10. 2020.....	XXX	XXX	XXX	XXX	XXX	XXX	XXX	XXX			
11. 2021.....	XXX	XXX	XXX	XXX	XXX	XXX	XXX	XXX	XXX		
12. Totals.....	XXX	XXX	XXX	XXX	XXX	XXX	XXX	XXX	XXX	XXX	
13. Earned Premiums (Sch P-Pt. 1)											XXX

SECTION 2B

Years in Which Premiums Were Earned and Losses Were Incurred	CUMULATIVE PREMIUMS EARNED CEDED AT YEAR END (\$000 OMITTED)										11 Current Year Premiums Earned
	1 2012	2 2013	3 2014	4 2015	5 2016	6 2017	7 2018	8 2019	9 2020	10 2021	
1. Prior.....											
2. 2012.....											
3. 2013.....	XXX										
4. 2014.....	XXX	XXX									
5. 2015.....	XXX	XXX	XXX								
6. 2016.....	XXX	XXX	XXX	XXX							
7. 2017.....	XXX	XXX	XXX	XXX	XXX						
8. 2018.....	XXX	XXX	XXX	XXX	XXX	XXX					
9. 2019.....	XXX	XXX	XXX	XXX	XXX	XXX	XXX				
10. 2020.....	XXX	XXX	XXX	XXX	XXX	XXX	XXX	XXX			
11. 2021.....	XXX	XXX	XXX	XXX	XXX	XXX	XXX	XXX	XXX		
12. Totals.....	XXX	XXX	XXX	XXX	XXX	XXX	XXX	XXX	XXX	XXX	
13. Earned Premiums (Sch P-Pt. 1)											XXX

SCHEDULE P - PART 6M - INTERNATIONAL

SECTION 1

Years in Which Premiums Were Earned and Losses Were Incurred	CUMULATIVE PREMIUMS EARNED DIRECT AND ASSUMED AT YEAR END (\$000 OMITTED)										11 Current Year Premiums Earned
	1 2012	2 2013	3 2014	4 2015	5 2016	6 2017	7 2018	8 2019	9 2020	10 2021	
1. Prior.....											
2. 2012.....											
3. 2013.....	XXX										
4. 2014.....	XXX	XXX									
5. 2015.....	XXX	XXX	XXX								
6. 2016.....	XXX	XXX	XXX	XXX							
7. 2017.....	XXX	XXX	XXX	XXX	XXX						
8. 2018.....	XXX	XXX	XXX	XXX	XXX	XXX					
9. 2019.....	XXX	XXX	XXX	XXX	XXX	XXX	XXX				
10. 2020.....	XXX	XXX	XXX	XXX	XXX	XXX	XXX	XXX			
11. 2021.....	XXX	XXX	XXX	XXX	XXX	XXX	XXX	XXX	XXX		
12. Totals.....	XXX	XXX	XXX	XXX	XXX	XXX	XXX	XXX	XXX	XXX	
13. Earned Premiums (Sch P-Pt. 1)											XXX

SECTION 2

Years in Which Premiums Were Earned and Losses Were Incurred	CUMULATIVE PREMIUMS EARNED CEDED AT YEAR END (\$000 OMITTED)										11 Current Year Premiums Earned
	1 2012	2 2013	3 2014	4 2015	5 2016	6 2017	7 2018	8 2019	9 2020	10 2021	
1. Prior.....											
2. 2012.....											
3. 2013.....	XXX										
4. 2014.....	XXX	XXX									
5. 2015.....	XXX	XXX	XXX								
6. 2016.....	XXX	XXX	XXX	XXX							
7. 2017.....	XXX	XXX	XXX	XXX	XXX						
8. 2018.....	XXX	XXX	XXX	XXX	XXX	XXX					
9. 2019.....	XXX	XXX	XXX	XXX	XXX	XXX	XXX				
10. 2020.....	XXX	XXX	XXX	XXX	XXX	XXX	XXX	XXX			
11. 2021.....	XXX	XXX	XXX	XXX	XXX	XXX	XXX	XXX	XXX		
12. Totals.....	XXX	XXX	XXX	XXX	XXX	XXX	XXX	XXX	XXX	XXX	
13. Earned Premiums (Sch P-Pt. 1)											XXX

ANNUAL STATEMENT FOR THE YEAR 2021 OF THE Safe Auto Value Insurance Company

**SCHEDULE P - PART 6N - REINSURANCE - NONPROPORTIONAL ASSUMED PROPERTY
SECTION 1**

Years in Which Premiums Were Earned and Losses Were Incurred	CUMULATIVE PREMIUMS EARNED DIRECT AND ASSUMED AT YEAR END (\$000 OMITTED)										11 Current Year Premiums Earned
	1 2012	2 2013	3 2014	4 2015	5 2016	6 2017	7 2018	8 2019	9 2020	10 2021	
1. Prior.....											
2. 2012.....											
3. 2013.....	XXX										
4. 2014.....	XXX	XXX									
5. 2015.....	XXX	XXX	XXX								
6. 2016.....	XXX	XXX	XXX	XXX							
7. 2017.....	XXX	XXX	XXX	XXX	XXX						
8. 2018.....	XXX	XXX	XXX	XXX	XXX	XXX					
9. 2019.....	XXX	XXX	XXX	XXX	XXX	XXX	XXX				
10. 2020.....	XXX	XXX	XXX	XXX	XXX	XXX	XXX	XXX			
11. 2021.....	XXX	XXX	XXX	XXX	XXX	XXX	XXX	XXX	XXX		
12. Totals.....	XXX	XXX	XXX	XXX	XXX	XXX	XXX	XXX	XXX	XXX	
13. Earned Premiums (Sch P-Pt. 1)											XXX

SECTION 2

Years in Which Premiums Were Earned and Losses Were Incurred	CUMULATIVE PREMIUMS EARNED CEDED AT YEAR END (\$000 OMITTED)										11 Current Year Premiums Earned
	1 2012	2 2013	3 2014	4 2015	5 2016	6 2017	7 2018	8 2019	9 2020	10 2021	
1. Prior.....											
2. 2012.....											
3. 2013.....	XXX										
4. 2014.....	XXX	XXX									
5. 2015.....	XXX	XXX	XXX								
6. 2016.....	XXX	XXX	XXX	XXX							
7. 2017.....	XXX	XXX	XXX	XXX	XXX						
8. 2018.....	XXX	XXX	XXX	XXX	XXX	XXX					
9. 2019.....	XXX	XXX	XXX	XXX	XXX	XXX	XXX				
10. 2020.....	XXX	XXX	XXX	XXX	XXX	XXX	XXX	XXX			
11. 2021.....	XXX	XXX	XXX	XXX	XXX	XXX	XXX	XXX	XXX		
12. Totals.....	XXX	XXX	XXX	XXX	XXX	XXX	XXX	XXX	XXX	XXX	
13. Earned Premiums (Sch P-Pt. 1)											XXX

**SCHEDULE P - PART 6O - REINSURANCE - NONPROPORTIONAL ASSUMED LIABILITY
SECTION 1**

Years in Which Premiums Were Earned and Losses Were Incurred	CUMULATIVE PREMIUMS EARNED DIRECT AND ASSUMED AT YEAR END (\$000 OMITTED)										11 Current Year Premiums Earned
	1 2012	2 2013	3 2014	4 2015	5 2016	6 2017	7 2018	8 2019	9 2020	10 2021	
1. Prior.....											
2. 2012.....											
3. 2013.....	XXX										
4. 2014.....	XXX	XXX									
5. 2015.....	XXX	XXX	XXX								
6. 2016.....	XXX	XXX	XXX	XXX							
7. 2017.....	XXX	XXX	XXX	XXX	XXX						
8. 2018.....	XXX	XXX	XXX	XXX	XXX	XXX					
9. 2019.....	XXX	XXX	XXX	XXX	XXX	XXX	XXX				
10. 2020.....	XXX	XXX	XXX	XXX	XXX	XXX	XXX	XXX			
11. 2021.....	XXX	XXX	XXX	XXX	XXX	XXX	XXX	XXX	XXX		
12. Totals.....	XXX	XXX	XXX	XXX	XXX	XXX	XXX	XXX	XXX	XXX	
13. Earned Premiums (Sch P-Pt. 1)											XXX

SECTION 2

Years in Which Premiums Were Earned and Losses Were Incurred	CUMULATIVE PREMIUMS EARNED CEDED AT YEAR END (\$000 OMITTED)										11 Current Year Premiums Earned
	1 2012	2 2013	3 2014	4 2015	5 2016	6 2017	7 2018	8 2019	9 2020	10 2021	
1. Prior.....											
2. 2012.....											
3. 2013.....	XXX										
4. 2014.....	XXX	XXX									
5. 2015.....	XXX	XXX	XXX								
6. 2016.....	XXX	XXX	XXX	XXX							
7. 2017.....	XXX	XXX	XXX	XXX	XXX						
8. 2018.....	XXX	XXX	XXX	XXX	XXX	XXX					
9. 2019.....	XXX	XXX	XXX	XXX	XXX	XXX	XXX				
10. 2020.....	XXX	XXX	XXX	XXX	XXX	XXX	XXX	XXX			
11. 2021.....	XXX	XXX	XXX	XXX	XXX	XXX	XXX	XXX	XXX		
12. Totals.....	XXX	XXX	XXX	XXX	XXX	XXX	XXX	XXX	XXX	XXX	
13. Earned Premiums (Sch P-Pt. 1)											XXX

ANNUAL STATEMENT FOR THE YEAR 2021 OF THE Safe Auto Value Insurance Company

SCHEDULE P - PART 6R - PRODUCTS LIABILITY - OCCURRENCE

SECTION 1A

Years in Which Premiums Were Earned and Losses Were Incurred	CUMULATIVE PREMIUMS EARNED DIRECT AND ASSUMED AT YEAR END (\$000 OMITTED)										11 Current Year Premiums Earned
	1 2012	2 2013	3 2014	4 2015	5 2016	6 2017	7 2018	8 2019	9 2020	10 2021	
1. Prior.....											
2. 2012.....											
3. 2013.....	.XXX										
4. 2014.....	.XXX	.XXX									
5. 2015.....	.XXX	.XXX	.XXX								
6. 2016.....	.XXX	.XXX	.XXX	.XXX							
7. 2017.....	.XXX	.XXX	.XXX	.XXX	.XXX						
8. 2018.....	.XXX	.XXX	.XXX	.XXX	.XXX	.XXX					
9. 2019.....	.XXX	.XXX	.XXX	.XXX	.XXX	.XXX	.XXX				
10. 2020.....	.XXX	.XXX	.XXX	.XXX	.XXX	.XXX	.XXX	.XXX			
11. 2021.....	.XXX	.XXX	.XXX	.XXX	.XXX	.XXX	.XXX	.XXX	.XXX		
12. Totals.....	.XXX	.XXX	.XXX	.XXX	.XXX	.XXX	.XXX	.XXX	.XXX	.XXX	
13. Earned Premiums (Sch P-Pt. 1)											.XXX

SECTION 2A

Years in Which Premiums Were Earned and Losses Were Incurred	CUMULATIVE PREMIUMS EARNED CEDED AT YEAR END (\$000 OMITTED)										11 Current Year Premiums Earned
	1 2012	2 2013	3 2014	4 2015	5 2016	6 2017	7 2018	8 2019	9 2020	10 2021	
1. Prior.....											
2. 2012.....											
3. 2013.....	.XXX										
4. 2014.....	.XXX	.XXX									
5. 2015.....	.XXX	.XXX	.XXX								
6. 2016.....	.XXX	.XXX	.XXX	.XXX							
7. 2017.....	.XXX	.XXX	.XXX	.XXX	.XXX						
8. 2018.....	.XXX	.XXX	.XXX	.XXX	.XXX	.XXX					
9. 2019.....	.XXX	.XXX	.XXX	.XXX	.XXX	.XXX	.XXX				
10. 2020.....	.XXX	.XXX	.XXX	.XXX	.XXX	.XXX	.XXX	.XXX			
11. 2021.....	.XXX	.XXX	.XXX	.XXX	.XXX	.XXX	.XXX	.XXX	.XXX		
12. Totals.....	.XXX	.XXX	.XXX	.XXX	.XXX	.XXX	.XXX	.XXX	.XXX	.XXX	
13. Earned Premiums (Sch P-Pt. 1)											.XXX

SCHEDULE P - PART 6R - PRODUCTS LIABILITY - CLAIMS-MADE

SECTION 1B

Years in Which Premiums Were Earned and Losses Were Incurred	CUMULATIVE PREMIUMS EARNED DIRECT AND ASSUMED AT YEAR END (\$000 OMITTED)										11 Current Year Premiums Earned
	1 2012	2 2013	3 2014	4 2015	5 2016	6 2017	7 2018	8 2019	9 2020	10 2021	
1. Prior.....											
2. 2012.....											
3. 2013.....	.XXX										
4. 2014.....	.XXX	.XXX									
5. 2015.....	.XXX	.XXX	.XXX								
6. 2016.....	.XXX	.XXX	.XXX	.XXX							
7. 2017.....	.XXX	.XXX	.XXX	.XXX	.XXX						
8. 2018.....	.XXX	.XXX	.XXX	.XXX	.XXX	.XXX					
9. 2019.....	.XXX	.XXX	.XXX	.XXX	.XXX	.XXX	.XXX				
10. 2020.....	.XXX	.XXX	.XXX	.XXX	.XXX	.XXX	.XXX	.XXX			
11. 2021.....	.XXX	.XXX	.XXX	.XXX	.XXX	.XXX	.XXX	.XXX	.XXX		
12. Totals.....	.XXX	.XXX	.XXX	.XXX	.XXX	.XXX	.XXX	.XXX	.XXX	.XXX	
13. Earned Premiums (Sch P-Pt. 1)											.XXX

SECTION 2B

Years in Which Premiums Were Earned and Losses Were Incurred	CUMULATIVE PREMIUMS EARNED CEDED AT YEAR END (\$000 OMITTED)										11 Current Year Premiums Earned
	1 2012	2 2013	3 2014	4 2015	5 2016	6 2017	7 2018	8 2019	9 2020	10 2021	
1. Prior.....											
2. 2012.....											
3. 2013.....	.XXX										
4. 2014.....	.XXX	.XXX									
5. 2015.....	.XXX	.XXX	.XXX								
6. 2016.....	.XXX	.XXX	.XXX	.XXX							
7. 2017.....	.XXX	.XXX	.XXX	.XXX	.XXX						
8. 2018.....	.XXX	.XXX	.XXX	.XXX	.XXX	.XXX					
9. 2019.....	.XXX	.XXX	.XXX	.XXX	.XXX	.XXX	.XXX				
10. 2020.....	.XXX	.XXX	.XXX	.XXX	.XXX	.XXX	.XXX	.XXX			
11. 2021.....	.XXX	.XXX	.XXX	.XXX	.XXX	.XXX	.XXX	.XXX	.XXX		
12. Totals.....	.XXX	.XXX	.XXX	.XXX	.XXX	.XXX	.XXX	.XXX	.XXX	.XXX	
13. Earned Premiums (Sch P-Pt. 1)											.XXX

ANNUAL STATEMENT FOR THE YEAR 2021 OF THE Safe Auto Value Insurance Company
SCHEDULE P - PART 7A - PRIMARY LOSS SENSITIVE CONTRACTS (\$000 OMITTED)

SECTION 1

Schedule P - Part 1	1 Total Net Losses and Expenses Unpaid	2 Net Losses and Expenses Unpaid on Loss Sensitive Contracts	3 Loss Sensitive as Percentage of Total	4 Total Net Premiums Written	5 Net Premiums Written on Loss Sensitive Contracts	6 Loss Sensitive as Percentage of Total
1. Homeowners/Farmowners						
2. Private Passenger Auto Liability/ Medical				4,849		
3. Commercial Auto/Truck Liability/ Medical						
4. Workers' Compensation						
5. Commercial Multiple Peril						
6. Medical Professional Liability - Occurrence						
7. Medical Professional Liability - Claims - Made						
8. Special Liability						
9. Other Liability - Occurrence						
10. Other Liability - Claims-Made						
11. Special Property						
12. Auto Physical Damage				1,919		
13. Fidelity/Surety						
14. Other						
15. International						
16. Reinsurance - Nonproportional Assumed Property	XXX	XXX	XXX	XXX	XXX	XXX
17. Reinsurance - Nonproportional Assumed Liability	XXX	XXX	XXX	XXX	XXX	XXX
18. Reinsurance - Nonproportional Assumed Financial Lines	XXX	XXX	XXX	XXX	XXX	XXX
19. Products Liability - Occurrence						
20. Products Liability - Claims-Made						
21. Financial Guaranty/Mortgage Guaranty						
22. Warranty						
23. Totals				6,768		

SECTION 2

Years in Which Policies Were Issued	INCURRED LOSSES AND DEFENSE AND COST CONTAINMENT EXPENSES REPORTED AT YEAR END (\$000 OMITTED)									
	1	2	3	4	5	6	7	8	9	10
	2012	2013	2014	2015	2016	2017	2018	2019	2020	2021
1. Prior.....										
2. 2012.....										
3. 2013.....	XXX									
4. 2014.....	XXX	XXX								
5. 2015.....	XXX	XXX	XXX							
6. 2016.....	XXX	XXX	XXX	XXX						
7. 2017.....	XXX	XXX	XXX	XXX	XXX					
8. 2018.....	XXX	XXX	XXX	XXX	XXX	XXX				
9. 2019.....	XXX	XXX	XXX	XXX	XXX	XXX	XXX			
10. 2020.....	XXX	XXX	XXX	XXX	XXX	XXX	XXX	XXX		
11. 2021.....	XXX	XXX	XXX	XXX	XXX	XXX	XXX	XXX	XXX	

SECTION 3

Years in Which Policies Were Issued	BULK AND INCURRED BUT NOT REPORTED RESERVES FOR LOSSES AND DEFENSE AND COST CONTAINMENT EXPENSES AT YEAR END (\$000 OMITTED)									
	1	2	3	4	5	6	7	8	9	10
	2012	2013	2014	2015	2016	2017	2018	2019	2020	2021
1. Prior.....										
2. 2012.....										
3. 2013.....	XXX									
4. 2014.....	XXX	XXX								
5. 2015.....	XXX	XXX	XXX							
6. 2016.....	XXX	XXX	XXX	XXX						
7. 2017.....	XXX	XXX	XXX	XXX	XXX					
8. 2018.....	XXX	XXX	XXX	XXX	XXX	XXX				
9. 2019.....	XXX	XXX	XXX	XXX	XXX	XXX	XXX			
10. 2020.....	XXX	XXX	XXX	XXX	XXX	XXX	XXX	XXX		
11. 2021.....	XXX	XXX	XXX	XXX	XXX	XXX	XXX	XXX	XXX	

ANNUAL STATEMENT FOR THE YEAR 2021 OF THE Safe Auto Value Insurance Company
SCHEDULE P - PART 7A - PRIMARY LOSS SENSITIVE CONTRACTS (Continued)

SECTION 4

Years in Which Policies Were Issued	NET EARNED PREMIUMS REPORTED AT YEAR END (\$000 OMITTED)									
	1	2	3	4	5	6	7	8	9	10
	2012	2013	2014	2015	2016	2017	2018	2019	2020	2021
1. Prior.....										
2. 2012.....										
3. 2013.....	.XXX									
4. 2014.....	.XXX	.XXX								
5. 2015.....	.XXX	.XXX	.XXX							
6. 2016.....	.XXX	.XXX	.XXX	.XXX						
7. 2017.....	.XXX	.XXX	.XXX	.XXX	.XXX					
8. 2018.....	.XXX	.XXX	.XXX	.XXX	.XXX	.XXX				
9. 2019.....	.XXX	.XXX	.XXX	.XXX	.XXX	.XXX	.XXX			
10. 2020.....	.XXX	.XXX	.XXX	.XXX	.XXX	.XXX	.XXX	.XXX		
11. 2021.....	.XXX	.XXX	.XXX	.XXX	.XXX	.XXX	.XXX	.XXX	.XXX	

SECTION 5

Years in Which Policies Were Issued	NET RESERVE FOR PREMIUM ADJUSTMENTS AND ACCRUED RETROSPECTIVE PREMIUMS AT YEAR END (\$000 OMITTED)									
	1	2	3	4	5	6	7	8	9	10
	2012	2013	2014	2015	2016	2017	2018	2019	2020	2021
1. Prior.....										
2. 2012.....										
3. 2013.....	.XXX									
4. 2014.....	.XXX	.XXX								
5. 2015.....	.XXX	.XXX	.XXX							
6. 2016.....	.XXX	.XXX	.XXX	.XXX						
7. 2017.....	.XXX	.XXX	.XXX	.XXX	.XXX					
8. 2018.....	.XXX	.XXX	.XXX	.XXX	.XXX	.XXX				
9. 2019.....	.XXX	.XXX	.XXX	.XXX	.XXX	.XXX	.XXX			
10. 2020.....	.XXX	.XXX	.XXX	.XXX	.XXX	.XXX	.XXX	.XXX		
11. 2021.....	.XXX	.XXX	.XXX	.XXX	.XXX	.XXX	.XXX	.XXX	.XXX	

ANNUAL STATEMENT FOR THE YEAR 2021 OF THE Safe Auto Value Insurance Company
SCHEDULE P - PART 7B - REINSURANCE LOSS SENSITIVE CONTRACTS (\$000 OMITTED)

SECTION 1

Schedule P - Part 1	1 Total Net Losses and Expenses Unpaid	2 Net Losses and Expenses Unpaid on Loss Sensitive Contracts	3 Loss Sensitive as Percentage of Total	4 Total Net Premiums Written	5 Net Premiums Written on Loss Sensitive Contracts	6 Loss Sensitive as Percentage of Total
1. Homeowners/Farmowners						
2. Private Passenger Auto Liability/Medical				4,849		
3. Commercial Auto/Truck Liability/Medical						
4. Workers' Compensation						
5. Commercial Multiple Peril						
6. Medical Professional Liability - Occurrence						
7. Medical Professional Liability - Claims - Made						
8. Special Liability						
9. Other Liability - Occurrence						
10. Other Liability - Claims-Made						
11. Special Property						
12. Auto Physical Damage				1,919		
13. Fidelity/Surety						
14. Other						
15. International						
16. Reinsurance - Nonproportional Assumed Property						
17. Reinsurance - Nonproportional Assumed Liability						
18. Reinsurance - Nonproportional Assumed Financial Lines						
19. Products Liability - Occurrence						
20. Products Liability - Claims-Made						
21. Financial Guaranty/Mortgage Guaranty						
22. Warranty						
23. Totals				6,768		

SECTION 2

Years in Which Policies Were Issued	INCURRED LOSSES AND DEFENSE AND COST CONTAINMENT EXPENSES REPORTED AT YEAR END (\$000 OMITTED)									
	1	2	3	4	5	6	7	8	9	10
	2012	2013	2014	2015	2016	2017	2018	2019	2020	2021
1. Prior										
2. 2012										
3. 2013	XXX									
4. 2014	XXX	XXX								
5. 2015	XXX	XXX	XXX							
6. 2016	XXX	XXX	XXX	XXX						
7. 2017	XXX	XXX	XXX	XXX	XXX					
8. 2018	XXX	XXX	XXX	XXX	XXX	XXX				
9. 2019	XXX	XXX	XXX	XXX	XXX	XXX	XXX			
10. 2020	XXX	XXX	XXX	XXX	XXX	XXX	XXX	XXX		
11. 2021	XXX	XXX	XXX	XXX	XXX	XXX	XXX	XXX	XXX	

SECTION 3

Years in Which Policies Were Issued	BULK AND INCURRED BUT NOT REPORTED RESERVES FOR LOSSES AND DEFENSE AND COST CONTAINMENT EXPENSES AT YEAR END (\$000 OMITTED)									
	1	2	3	4	5	6	7	8	9	10
	2012	2013	2014	2015	2016	2017	2018	2019	2020	2021
1. Prior										
2. 2012										
3. 2013	XXX									
4. 2014	XXX	XXX								
5. 2015	XXX	XXX	XXX							
6. 2016	XXX	XXX	XXX	XXX						
7. 2017	XXX	XXX	XXX	XXX	XXX					
8. 2018	XXX	XXX	XXX	XXX	XXX	XXX				
9. 2019	XXX	XXX	XXX	XXX	XXX	XXX	XXX			
10. 2020	XXX	XXX	XXX	XXX	XXX	XXX	XXX	XXX		
11. 2021	XXX	XXX	XXX	XXX	XXX	XXX	XXX	XXX	XXX	

ANNUAL STATEMENT FOR THE YEAR 2021 OF THE Safe Auto Value Insurance Company
SCHEDULE P - PART 7B - REINSURANCE LOSS SENSITIVE CONTRACTS (Continued)

SECTION 4

Years in Which Policies Were Issued	NET EARNED PREMIUMS REPORTED AT YEAR END (\$000 OMITTED)									
	1	2	3	4	5	6	7	8	9	10
	2012	2013	2014	2015	2016	2017	2018	2019	2020	2021
1. Prior.....										
2. 2012.....										
3. 2013.....	XXX									
4. 2014.....	XXX	XXX								
5. 2015.....	XXX	XXX	XXX							
6. 2016.....	XXX	XXX	XXX	XXX						
7. 2017.....	XXX	XXX	XXX	XXX	XXX					
8. 2018.....	XXX	XXX	XXX	XXX	XXX	XXX				
9. 2019.....	XXX	XXX	XXX	XXX	XXX	XXX	XXX			
10. 2020.....	XXX	XXX	XXX	XXX	XXX	XXX	XXX	XXX		
11. 2021.....	XXX	XXX	XXX	XXX	XXX	XXX	XXX	XXX	XXX	

SECTION 5

Years in Which Policies Were Issued	NET RESERVE FOR PREMIUM ADJUSTMENTS AND ACCRUED RETROSPECTIVE PREMIUMS AT YEAR END (\$000 OMITTED)									
	1	2	3	4	5	6	7	8	9	10
	2012	2013	2014	2015	2016	2017	2018	2019	2020	2021
1. Prior.....										
2. 2012.....										
3. 2013.....	XXX									
4. 2014.....	XXX	XXX								
5. 2015.....	XXX	XXX	XXX							
6. 2016.....	XXX	XXX	XXX	XXX						
7. 2017.....	XXX	XXX	XXX	XXX	XXX					
8. 2018.....	XXX	XXX	XXX	XXX	XXX	XXX				
9. 2019.....	XXX	XXX	XXX	XXX	XXX	XXX	XXX			
10. 2020.....	XXX	XXX	XXX	XXX	XXX	XXX	XXX	XXX		
11. 2021.....	XXX	XXX	XXX	XXX	XXX	XXX	XXX	XXX	XXX	

SECTION 6

Years in Which Policies Were Issued	INCURRED ADJUSTABLE COMMISSIONS REPORTED AT YEAR END (\$000 OMITTED)									
	1	2	3	4	5	6	7	8	9	10
	2012	2013	2014	2015	2016	2017	2018	2019	2020	2021
1. Prior.....										
2. 2012.....										
3. 2013.....	XXX									
4. 2014.....	XXX	XXX								
5. 2015.....	XXX	XXX	XXX							
6. 2016.....	XXX	XXX	XXX	XXX						
7. 2017.....	XXX	XXX	XXX	XXX	XXX					
8. 2018.....	XXX	XXX	XXX	XXX	XXX	XXX				
9. 2019.....	XXX	XXX	XXX	XXX	XXX	XXX	XXX			
10. 2020.....	XXX	XXX	XXX	XXX	XXX	XXX	XXX	XXX		
11. 2021.....	XXX	XXX	XXX	XXX	XXX	XXX	XXX	XXX	XXX	

SECTION 7

Years in Which Policies Were Issued	RESERVES FOR COMMISSION ADJUSTMENTS AT YEAR END (\$000 OMITTED)									
	1	2	3	4	5	6	7	8	9	10
	2012	2013	2014	2015	2016	2017	2018	2019	2020	2021
1. Prior.....										
2. 2012.....										
3. 2013.....	XXX									
4. 2014.....	XXX	XXX								
5. 2015.....	XXX	XXX	XXX							
6. 2016.....	XXX	XXX	XXX	XXX						
7. 2017.....	XXX	XXX	XXX	XXX	XXX					
8. 2018.....	XXX	XXX	XXX	XXX	XXX	XXX				
9. 2019.....	XXX	XXX	XXX	XXX	XXX	XXX	XXX			
10. 2020.....	XXX	XXX	XXX	XXX	XXX	XXX	XXX	XXX		
11. 2021.....	XXX	XXX	XXX	XXX	XXX	XXX	XXX	XXX	XXX	

ANNUAL STATEMENT FOR THE YEAR 2021 OF THE Safe Auto Value Insurance Company

SCHEDULE P INTERROGATORIES

1. The following questions relate to yet-to-be-issued Extended Reporting Endorsements (EREs) arising from Death, Disability, or Retirement (DDR) provisions in Medical Professional Liability Claims Made insurance policies. EREs provided for reasons other than DDR are not to be included.
- 1.1 Does the company issue Medical Professional Liability Claims Made insurance policies that provide tail (also known as an extended reporting endorsement, or "ERE") benefits in the event of Death, Disability, or Retirement (DDR) at a reduced charge or at no additional cost? Yes [] No [X]
 If the answer to question 1.1 is "no", leave the following questions blank. If the answer to question 1.1 is "yes", please answer the following questions:
- 1.2 What is the total amount of the reserve for that provision (DDR Reserve), as reported, explicitly or not, elsewhere in this statement (in dollars)? \$
- 1.3 Does the company report any DDR reserve as Unearned Premium Reserve per SSAP #65? Yes [] No [X]
- 1.4 Does the company report any DDR reserve as loss or loss adjustment expense reserve? Yes [] No [X]
- 1.5 If the company reports DDR reserve as Unearned Premium Reserve, does that amount match the figure on the Underwriting and Investment Exhibit, Part 1A - Recapitulation of all Premiums (Page 7) Column 2, Lines 11.1 plus 11.2? Yes [] No [] N/A [X]
- 1.6 If the company reports DDR reserve as loss or loss adjustment expense reserve, please complete the following table corresponding to where these reserves are reported in Schedule P:

Years in Which Premiums Were Earned and Losses Were Incurred	DDR Reserve Included in Schedule P, Part 1F, Medical Professional Liability Column 24: Total Net Losses and Expenses Unpaid	
	1 Section 1: Occurrence	2 Section 2: Claims-Made
1.601 Prior		
1.602 2012		
1.603 2013		
1.604 2014		
1.605 2015		
1.606 2016		
1.607 2017		
1.608 2018		
1.609 2019		
1.610 2020		
1.611 2021		
1.612 Totals		

2. The definition of allocated loss adjustment expenses (ALAE) and, therefore, unallocated loss adjustment expenses (ULAE) was changed effective January 1, 1998. This change in definition applies to both paid and unpaid expenses. Are these expenses (now reported as "Defense and Cost Containment" and "Adjusting and Other") reported in compliance with these definitions in this statement? Yes [X] No []
3. The Adjusting and Other expense payments and reserves should be allocated to the years in which the losses were incurred based on the number of claims reported, closed and outstanding in those years. When allocating Adjusting and Other expense between companies in a group or a pool, the Adjusting and Other expense should be allocated in the same percentage used for the loss amounts and the claim counts. For reinsurers, Adjusting and Other expense assumed should be reported according to the reinsurance contract. For Adjusting and Other expense incurred by reinsurers, or in those situations where suitable claim count information is not available, Adjusting and Other expense should be allocated by a reasonable method determined by the company and described in Interrogatory 7, below. Are they so reported in this Statement? Yes [X] No []
4. Do any lines in Schedule P include reserves that are reported gross of any discount to present value of future payments, and that are reported net of such discounts on Page 10? Yes [] No [X]
- If yes, proper disclosure must be made in the Notes to Financial Statements, as specified in the Instructions. Also, the discounts must be reported in Schedule P - Part 1, Columns 32 and 33. Schedule P must be completed gross of non-tabular discounting. Work papers relating to discount calculations must be available for examination upon request.
 Discounting is allowed only if expressly permitted by the state insurance department to which this Annual Statement is being filed.
5. What were the net premiums in force at the end of the year for:
 (in thousands of dollars) 5.1 Fidelity
5.2 Surety
6. Claim count information is reported per claim or per claimant (Indicate which) per claimant.....
 If not the same in all years, explain in Interrogatory 7.
- 7.1 The information provided in Schedule P will be used by many persons to estimate the adequacy of the current loss and expense reserves, among other things. Are there any especially significant events, coverage, retention or accounting changes that have occurred that must be considered when making such analyses? Yes [X] No []
- 7.2 (An extended statement may be attached.)
 Pooling terminated 10/1/2021

SCHEDULE T - PART 2
INTERSTATE COMPACT - EXHIBIT OF PREMIUMS WRITTEN

Allocated by States and Territories

States, Etc.	Direct Business Only					Totals
	1 Life (Group and Individual)	2 Annuities (Group and Individual)	3 Disability Income (Group and Individual)	4 Long-Term Care (Group and Individual)	5 Deposit-Type Contracts	
1. Alabama	AL					
2. Alaska	AK					
3. Arizona	AZ					
4. Arkansas	AR					
5. California	CA					
6. Colorado	CO					
7. Connecticut	CT					
8. Delaware	DE					
9. District of Columbia	DC					
10. Florida	FL					
11. Georgia	GA					
12. Hawaii	HI					
13. Idaho	ID					
14. Illinois	IL					
15. Indiana	IN					
16. Iowa	IA					
17. Kansas	KS					
18. Kentucky	KY					
19. Louisiana	LA					
20. Maine	ME					
21. Maryland	MD					
22. Massachusetts	MA					
23. Michigan	MI					
24. Minnesota	MN					
25. Mississippi	MS					
26. Missouri	MO					
27. Montana	MT					
28. Nebraska	NE					
29. Nevada	NV					
30. New Hampshire	NH					
31. New Jersey	NJ					
32. New Mexico	NM					
33. New York	NY					
34. North Carolina	NC					
35. North Dakota	ND					
36. Ohio	OH					
37. Oklahoma	OK					
38. Oregon	OR					
39. Pennsylvania	PA					
40. Rhode Island	RI					
41. South Carolina	SC					
42. South Dakota	SD					
43. Tennessee	TN					
44. Texas	TX					
45. Utah	UT					
46. Vermont	VT					
47. Virginia	VA					
48. Washington	WA					
49. West Virginia	WV					
50. Wisconsin	WI					
51. Wyoming	WY					
52. American Samoa	AS					
53. Guam	GU					
54. Puerto Rico	PR					
55. U.S. Virgin Islands	VI					
56. Northern Mariana Islands	MP					
57. Canada	CAN					
58. Aggregate Other Alien	OT					
59. Total						

ANNUAL STATEMENT FOR THE YEAR 2021 OF THE Safe Auto Value Insurance Company

SCHEDULE Y

PART 1A - DETAIL OF INSURANCE HOLDING COMPANY SYSTEM

1	2	3	4	5	6	7	8	9	10	11	12	13	14	15	16
Group Code	Group Name	NAIC Company Code	ID Number	Federal RSSD	CIK	Name of Securities Exchange if Publicly Traded (U.S. or International)	Names of Parent, Subsidiaries or Affiliates	Domiciliary Location	Relationship to Reporting Entity	Directly Controlled by (Name of Entity/Person)	Type of Control (Ownership, Board, Management, Attorney-in-Fact, Influence, Other)	If Control is Ownership Provide Percentage	Ultimate Controlling Entity(ies)/Person(s)	Is an SCA Filing Required? (Yes/No)	*
			36-3871531	2877532	0000899051	New York Stock Exchange	The Allstate Corporation	DE	UIP						
			47-4546291				1100 Compton, LLC	DE	NIA	Integon National Insurance Company	Ownership	100.000	The Allstate Corporation	NO	
			45-2866184				4455 LBJ Freeway LLC	DE	NIA	National General Re Ltd	Ownership	50.000	The Allstate Corporation	NO	
			20-5281583				800 Superior, LLC	DE	NIA	Integon National Insurance Company	Ownership	50.000	The Allstate Corporation	NO	
			72-1199695				ABC Agency Network of Texas, LLC	TX	NIA	National General Holdings Corp	Ownership	100.000	The Allstate Corporation	NO	
			55-0815895				ABC Agency Network, Inc.	LA	NIA	National General Holdings Corp	Ownership	100.000	The Allstate Corporation	NO	
			57-1162209				Adirondack AIF, LLC	NY	NIA	National General Holdings Corp	Ownership	100.000	The Allstate Corporation	NO	
0008	Allstate Insurance Group	12583	57-1162209				Adirondack Insurance Exchange	NY	IA	Adirondack AIF, LLC	Attorney-In-Fact		The Allstate Corporation	NO	
0008	Allstate Insurance Group	10389	56-1951009				Agent Alliance Insurance Company	AL	IA	Integon National Insurance Company	Ownership	100.000	The Allstate Corporation	NO	
			27-1975025				AgentCubed, LLC	ID	NIA	Velapoint, LLC	Ownership	100.000	The Allstate Corporation	NO	
			30-1127540				AIMCO Private Fund II, LLC	DE	NIA	Allstate Insurance Company	Ownership	100.000	The Allstate Corporation	NO	
			32-0479641				ALINW Mosaic, LLC	DE	NIA	Allstate Insurance Company	Ownership	100.000	The Allstate Corporation	NO	
0008	Allstate Insurance Group	29335	36-6091380				Allstate County Mutual Insurance Company	TX	IA	Allstate Insurance Company	Board of Directors		The Allstate Corporation	NO	
			26-2795066				Allstate Enterprises, LLC	DE	NIA	Allstate Non-Insurance Holdings, Inc.	Ownership	100.000	The Allstate Corporation	NO	
			27-3159465				Allstate Finance Company, LLC	DE	NIA	Allstate Insurance Company	Ownership	100.000	The Allstate Corporation	NO	
			36-4313823				Allstate Financial Advisors, LLC	DE	NIA	Allstate Insurance Company	Ownership	100.000	The Allstate Corporation	NO	
			36-4480340				Allstate Financial Corporation	IL	NIA	Allstate Insurance Company	Ownership	100.000	The Allstate Corporation	NO	
			36-4303658				Allstate Financial Insurance Holdings Corporation	DE	NIA	The Allstate Corporation	Ownership	100.000	The Allstate Corporation	NO	
			47-0826838		0000797152		Allstate Financial Services, LLC	DE	NIA	Allstate Insurance Company	Ownership	100.000	The Allstate Corporation	NO	
			36-4480342				Allstate Financial, LLC	DE	NIA	Allstate Insurance Company	Ownership	100.000	The Allstate Corporation	NO	
0008	Allstate Insurance Group	29688	94-2199056				Allstate Fire and Casualty Insurance Company	IL	IA	Allstate Insurance Holdings, LLC	Ownership	100.000	The Allstate Corporation	NO	
			36-4303658				Allstate Global Holdings Limited	GBR	NIA	Allstate Non-Insurance Holdings, Inc.	Ownership	100.000	The Allstate Corporation	NO	
0008	Allstate Insurance Group	19240	36-6115679				Allstate Indemnity Company	IL	IA	Allstate Insurance Holdings, LLC	Ownership	100.000	The Allstate Corporation	NO	
0008	Allstate Insurance Group	19232	36-0719665		0000314982		Allstate Insurance Company	IL	IA	Allstate Insurance Holdings, LLC	Ownership	100.000	The Allstate Corporation	NO	
			26-1972435				Allstate Insurance Company of Canada	CAN	IA	Allstate Insurance Company	Ownership	100.000	The Allstate Corporation	YES	
			52-2065397				Allstate Insurance Holdings, LLC	DE	UIP	The Allstate Corporation	Ownership	100.000	The Allstate Corporation	NO	
			36-3529322				Allstate International Holdings, Inc.	DE	NIA	The Allstate Corporation	Ownership	100.000	The Allstate Corporation	NO	
			36-4482462		0001206333		Allstate Investment Management Company	DE	NIA	Allstate Non-Insurance Holdings, Inc.	Ownership	100.000	The Allstate Corporation	NO	
			36-3206260				Allstate Investments, LLC	DE	NIA	Allstate Non-Insurance Holdings, Inc.	Ownership	100.000	The Allstate Corporation	NO	
			36-4181960				Allstate Life Insurance Company of Canada	CAN	IA	Allstate Insurance Company of Canada	Ownership	100.000	The Allstate Corporation	NO	
0008	Allstate Insurance Group	10852	36-4181960				Allstate Motor Club, Inc.	DE	NIA	Allstate Enterprises, LLC	Ownership	100.000	The Allstate Corporation	NO	
			22-2395915				Allstate New Jersey Insurance Company	IL	IA	Allstate Insurance Company	Ownership	100.000	The Allstate Corporation	NO	
0008	Allstate Insurance Group	14940	52-2065391				Allstate New Jersey Property and Casualty Insurance Company	NJ	IA	Allstate New Jersey Insurance Company	Ownership	100.000	The Allstate Corporation	NO	
			36-4442776				Allstate Non-Insurance Holdings, Inc.	DE	NIA	The Allstate Corporation	Ownership	100.000	The Allstate Corporation	NO	
0008	Allstate Insurance Group	11110	36-4442776				Allstate North American Insurance Company	IL	IA	Allstate Insurance Company	Ownership	100.000	The Allstate Corporation	NO	
0008	Allstate Insurance Group	36455	36-2999368				Allstate Northbrook Indemnity Company	IL	IA	Allstate Insurance Company	Ownership	100.000	The Allstate Corporation	NO	
			36-3341779				Allstate Northern Ireland Limited	GBR	NIA	Allstate Global Holdings Limited	Ownership	100.000	The Allstate Corporation	NO	
0008	Allstate Insurance Group	17230	36-3341779				Allstate Property and Casualty Insurance Company	IL	IA	Allstate Insurance Holdings, LLC	Ownership	100.000	The Allstate Corporation	NO	
			35-2539608				Allstate Short Term Pool, LLC	DE	NIA	Allstate Investment Management Company	Ownership	100.000	The Allstate Corporation	NO	
			75-6378207				Allstate Solutions Private Limited	IND	NIA	Allstate Non-Insurance Holdings, Inc.	Ownership	100.000	The Allstate Corporation	NO	
0008	Allstate Insurance Group	26530	75-6378207				Allstate Texas Lloyd's	TX	IA	Allstate Texas Lloyd's, Inc.	Ownership	100.000	The Allstate Corporation	NO	
			75-2236534				Allstate Texas Lloyd's, Inc.	TX	NIA	Allstate Insurance Company	Ownership	100.000	The Allstate Corporation	NO	
0008	Allstate Insurance Group	37907	04-2680300				Allstate Vehicle and Property Insurance Company	IL	IA	Allstate Insurance Company	Ownership	100.000	The Allstate Corporation	NO	
			59-0781901				American Capital Acquisition Investments S.A.	LUX	NIA	National General Insurance Ltd	Ownership	100.000	The Allstate Corporation	NO	
0008	Allstate Insurance Group	60534	59-0781901				American Heritage Life Insurance Company	FL	IA	Allstate Financial Insurance Holdings Corporation	Ownership	100.000	The Allstate Corporation	NO	
			59-2276596				American Heritage Service Company	FL	NIA	Allstate Financial Insurance Holdings Corporation	Ownership	100.000	The Allstate Corporation	NO	

ANNUAL STATEMENT FOR THE YEAR 2021 OF THE Safe Auto Value Insurance Company

SCHEDULE Y

PART 1A - DETAIL OF INSURANCE HOLDING COMPANY SYSTEM

1	2	3	4	5	6	7	8	9	10	11	12	13	14	15	16
Group Code	Group Name	NAIC Company Code	ID Number	Federal RSSD	CIK	Name of Securities Exchange if Publicly Traded (U.S. or International)	Names of Parent, Subsidiaries Or Affiliates	Domiciliary Location	Relationship to Reporting Entity	Directly Controlled by (Name of Entity/Person)	Type of Control (Ownership, Board, Management, Attorney-in-Fact, Influence, Other)	If Control is Ownership Provide Percentage	Ultimate Controlling Entity(ies)/Person(s)	Is an SCA Filing Required? (Yes/No)	*
			02-0690863				America's Health Care/Rx Plan Agency, Inc.	DE	NIA	Velapoint, LLC	Ownership	100.000	The Allstate Corporation	NO	
			38-4089061				ANIHI Newco, LLC	DE	NIA	Allstate Non-Insurance Holdings, Inc.	Ownership	100.000	The Allstate Corporation	NO	
			95-4613168				Answer Financial Inc.	DE	NIA	Allstate Non-Insurance Holdings, Inc.	Ownership	100.000	The Allstate Corporation	NO	
			82-0647633				Answer Marketplace, LLC	DE	NIA	Answer Financial Inc.	Ownership	100.000	The Allstate Corporation	NO	
			80-0776676				AP Real Estate, LLC	DE	NIA	Allstate Insurance Company	Ownership	100.000	The Allstate Corporation	NO	
			61-1746412				AP Riverway Plaza, LLC	DE	NIA	AP Real Estate, LLC	Ownership	100.000	The Allstate Corporation	NO	
			90-0820194				AP Timber, LLC	DE	NIA	Allstate Insurance Company	Ownership	100.000	The Allstate Corporation	NO	
			38-4086273				Arity 875, LLC	DE	NIA	Allstate Non-Insurance Holdings, Inc.	Ownership	100.000	The Allstate Corporation	NO	
							Arity International Limited	GBR	NIA	Allstate Global Holdings Limited	Ownership	100.000	The Allstate Corporation	NO	
			47-4811398				Arity, LLC	DE	NIA	Allstate Non-Insurance Holdings, Inc.	Ownership	100.000	The Allstate Corporation	NO	
			36-4902005				Arity Services, LLC	DE	NIA	Allstate Non-Insurance Holdings, Inc.	Ownership	100.000	The Allstate Corporation	NO	
.0008	Allstate Insurance Group	.16960	85-4052492				ASMI Auto Insurance Company	IL	IA	Allstate Insurance Holdings, LLC	Ownership	100.000	The Allstate Corporation	NO	
			13-3800128				Assigned Risk Solutions Ltd.	NJ	NIA	National General Holdings Corp.	Ownership	100.000	The Allstate Corporation	NO	
			45-3533024				Autotex MGA, Inc.	DE	NIA	Safe Auto Insurance Group, Inc.	Ownership	100.000	The Allstate Corporation	NO	
.0008	Allstate Insurance Group	.10835	36-4181959				Castle Key Indemnity Company	IL	IA	Castle Key Insurance Company	Ownership	100.000	The Allstate Corporation	NO	
.0008	Allstate Insurance Group	.30511	36-3586255				Castle Key Insurance Company	IL	IA	Allstate Insurance Company	Ownership	100.000	The Allstate Corporation	NO	
			38-3989767				CBRE GIP US Feeder Vehicle (ALLINV A), LP	DE	NIA	Allstate Insurance Company	Ownership	51.000	The Allstate Corporation	NO	
			37-1802064				CBRE GIP US Feeder Vehicle (ALLINV B), LP	DE	NIA	Allstate Insurance Company	Ownership	51.000	The Allstate Corporation	NO	
.0008	Allstate Insurance Group	.26905	26-3914081				CE Care Plan Corporation	DE	NIA	SquareTrade, Inc.	Ownership	100.000	The Allstate Corporation	NO	
.0008	Allstate Insurance Group	.26905	94-1368770				Century-National Insurance Company	CA	IA	National General Holdings Corp.	Ownership	78.000	The Allstate Corporation	NO	
.0008	Allstate Insurance Group	.26905	94-1368770				Century-National Insurance Company	CA	IA	Integon National Insurance Company	Ownership	22.000	The Allstate Corporation	NO	
			84-4363592				Chandler Airport Commerce Park Phase III/IV, LLC	DE	NIA	Allstate Insurance Company	Ownership	90.000	The Allstate Corporation	NO	
			83-4229143				Chandler Airport Commerce Park, LLC	DE	NIA	Allstate Insurance Company	Ownership	90.000	The Allstate Corporation	NO	
			27-0499557				ClearSide General Insurance Services, LLC	CA	NIA	National General Management Corp	Ownership	100.000	The Allstate Corporation	NO	
			84-3950667				Collective Sourcing, LLC	DE	NIA	Allstate Non-Insurance Holdings, Inc.	Ownership	100.000	The Allstate Corporation	NO	
			26-3914093				Complete Product Care Corporation	DE	NIA	SquareTrade, Inc.	Ownership	100.000	The Allstate Corporation	NO	
			45-1061516				Current Creek Investments, LLC	DE	NIA	Allstate Insurance Company	Ownership	100.000	The Allstate Corporation	NO	
			62-1586461				Direct Administration, Inc.	TN	NIA	National General Management Corp	Ownership	100.000	The Allstate Corporation	NO	
			26-0719581				Direct Bay, LLC	FL	NIA	Direct Administration, Inc.	Ownership	100.000	The Allstate Corporation	NO	
			62-1826569				Direct General Consumer Products, Inc.	TN	NIA	National General Management Corp	Ownership	100.000	The Allstate Corporation	NO	
			62-1564497				Direct General Financial Services, Inc.	TN	NIA	National General Management Corp	Ownership	100.000	The Allstate Corporation	NO	
.0008	Allstate Insurance Group	.42781	62-1482471				Direct General Insurance Agency, Inc.	TN	NIA	National General Management Corp	Ownership	100.000	The Allstate Corporation	NO	
			62-1695059				Direct General Insurance Company	TN	IA	National General Management Corp	Ownership	100.000	The Allstate Corporation	NO	
							Direct General Insurance Company of Mississippi	MS	IA	National General Management Corp	Ownership	100.000	The Allstate Corporation	NO	
.0008	Allstate Insurance Group	.10889	62-1715487				Direct General Life Insurance Company	SC	IA	National General Management Corp	Ownership	100.000	The Allstate Corporation	NO	
.0008	Allstate Insurance Group	.97705	13-3139500				Direct General Premium Finance Company	TN	NIA	National General Management Corp	Ownership	100.000	The Allstate Corporation	NO	
			16-1670784				Direct Insurance Company	NC	IA	National General Management Corp	Ownership	100.000	The Allstate Corporation	NO	
.0008	Allstate Insurance Group	.37220	62-1461730				Direct National Insurance Company	NC	IA	National General Management Corp	Ownership	100.000	The Allstate Corporation	NO	
.0008	Allstate Insurance Group	.23736	43-0622945				ECMI Auto Insurance Company	IL	IA	ASMI Auto Insurance Company	Ownership	100.000	The Allstate Corporation	NO	
.0008	Allstate Insurance Group	.16961	85-4080461				Encompass Financial Insurance Holdings Corporation	FL	NIA	Encompass Financial Insurance Holdings Corporation	Ownership	100.000	The Allstate Corporation	NO	
.0008	Allstate Insurance Group	.11996	59-2604709				E.R.J. Insurance Group, Inc.	FL	NIA	Encompass Financial Insurance Holdings Corporation	Ownership	100.000	The Allstate Corporation	NO	
.0008	Allstate Insurance Group	.11993	20-110680				Encompass Floridian Indemnity Company	IL	IA	Castle Key Insurance Company	Ownership	100.000	The Allstate Corporation	NO	
.0008	Allstate Insurance Group	.11252	20-110782				Encompass Floridian Insurance Company	IL	IA	Castle Key Insurance Company	Ownership	100.000	The Allstate Corporation	NO	
.0008	Allstate Insurance Group	.15130	01-0657022				Encompass Home and Auto Insurance Company	IL	IA	Encompass Insurance Holdings, LLC	Ownership	100.000	The Allstate Corporation	NO	
.0008	Allstate Insurance Group	.11251	59-2366357				Encompass Indemnity Company	IL	IA	Encompass Insurance Holdings, LLC	Ownership	100.000	The Allstate Corporation	NO	
.0008	Allstate Insurance Group	.10358	01-0657011				Encompass Independent Insurance Company	IL	IA	Encompass Insurance Holdings, LLC	Ownership	100.000	The Allstate Corporation	NO	
.0008	Allstate Insurance Group	.10071	52-1952957				Encompass Insurance Company	IL	IA	Encompass Insurance Holdings, LLC	Ownership	100.000	The Allstate Corporation	NO	
.0008	Allstate Insurance Group	.12154	36-3976913				Encompass Insurance Company of America	IL	IA	Encompass Insurance Holdings, LLC	Ownership	100.000	The Allstate Corporation	NO	
.0008	Allstate Insurance Group	.11599	04-3345011				Encompass Insurance Company of Massachusetts	MA	IA	Encompass Insurance Holdings, LLC	Ownership	100.000	The Allstate Corporation	NO	
.0008	Allstate Insurance Group	.11599	30-0154464				Encompass Insurance Company of New Jersey	IL	IA	Allstate New Jersey Insurance Company	Ownership	100.000	The Allstate Corporation	NO	
			30-0988865				Encompass Insurance Holdings, LLC	DE	NIA	Allstate Insurance Holdings, LLC	Ownership	100.000	The Allstate Corporation	NO	

ANNUAL STATEMENT FOR THE YEAR 2021 OF THE Safe Auto Value Insurance Company

SCHEDULE Y

PART 1A - DETAIL OF INSURANCE HOLDING COMPANY SYSTEM

1	2	3	4	5	6	7	8	9	10	11	12	13	14	15	16
Group Code	Group Name	NAIC Company Code	ID Number	Federal RSSD	CIK	Name of Securities Exchange if Publicly Traded (U.S. or International)	Names of Parent, Subsidiaries Or Affiliates	Domi-ciliary Location	Relation-ship to Reporting Entity	Directly Controlled by (Name of Entity/Person)	Type of Control (Ownership, Board, Management, Attorney-in-Fact, Influence, Other)	If Control is Ownership Provide Percentage	Ultimate Controlling Entity(ies)/Person(s)	Is an SCA Filing Re-quired? (Yes/No)	*
.0008	Allstate Insurance Group	10072	36-3976911				Encompass Property and Casualty Company	IL	IA	Encompass Insurance Holdings, LLC	Ownership	100.000	The Allstate Corporation	NO	
.0008	Allstate Insurance Group	12496	20-3843581				Encompass Property and Casualty Insurance Company of New Jersey	IL	IA	Allstate New Jersey Insurance Company	Ownership	100.000	The Allstate Corporation	NO	
.0008	Allstate Insurance Group	16962	85-4058034				ESMI Auto Insurance Company	IL	IA	ASMI Auto Insurance Company	Ownership	100.000	The Allstate Corporation	NO	
.0008	Allstate Insurance Group	25712	20-5305981				Esurance Holdings, Inc.	DE	NIA	Allstate Insurance Holdings, LLC	Ownership	100.000	The Allstate Corporation	NO	
.0008	Allstate Insurance Group	21741	73-0486465				Esurance Insurance Company	IL	IA	Esurance Holdings, Inc.	Ownership	100.000	The Allstate Corporation	NO	
.0008	Allstate Insurance Group	21741	42-0301440				Esurance Insurance Company of Canada	CAN	IA	Allstate Insurance Company of Canada	Ownership	100.000	The Allstate Corporation	NO	
.0008	Allstate Insurance Group	21741	42-0301440				Esurance Insurance Company of New Jersey	IL	IA	Esurance Insurance Company	Ownership	100.000	The Allstate Corporation	NO	
.0008	Allstate Insurance Group	21741	42-0301440				Esurance Insurance Services Company of Canada	CAN	NIA	Esurance Insurance Services, Inc.	Ownership	100.000	The Allstate Corporation	NO	
.0008	Allstate Insurance Group	21741	42-0301440				Esurance Insurance Services, Inc.	DE	NIA	Esurance Holdings, Inc.	Ownership	100.000	The Allstate Corporation	NO	
.0008	Allstate Insurance Group	30210	22-2853625				Esurance Property and Casualty Insurance Company	IL	IA	Esurance Insurance Company	Ownership	100.000	The Allstate Corporation	NO	
.0008	Allstate Insurance Group	29980	59-2773658				First Colonial Insurance Company	FL	IA	American Heritage Life Insurance Company	Ownership	100.000	The Allstate Corporation	NO	
.0008	Allstate Insurance Group	29980	47-1545423				Health Network Group, LLC	DE	NIA	National General Holdings Corp.	Ownership	100.000	The Allstate Corporation	NO	
.0008	Allstate Insurance Group	29980	26-0615720				Healthcare Solutions Team, LLC	IL	NIA	National General Holdings Corp.	Ownership	100.000	The Allstate Corporation	NO	
.0008	Allstate Insurance Group	29980	26-3577117				HealthCompare Insurance Services, Inc.	DE	NIA	National General Holdings Corp.	Ownership	100.000	The Allstate Corporation	NO	
.0008	Allstate Insurance Group	29980	37-1860088				Humboldt East Trade Center, LLC	DE	NIA	Allstate Insurance Company	Ownership	95.000	The Allstate Corporation	NO	
.0008	Allstate Insurance Group	29980	37-1860088				IC Buildings Company LP	DE	NIA	National General Re Ltd	Ownership	37.500	The Allstate Corporation	NO	
.0008	Allstate Insurance Group	29980	37-1860088				iCracked Japan, Inc.	JPN	NIA	SquareTrade, Inc.	Ownership	58.000	The Allstate Corporation	NO	
.0008	Allstate Insurance Group	29980	84-4974595				iIdentityUSA, LLC	DE	NIA	National Health Corporation	Ownership	100.000	The Allstate Corporation	NO	
.0008	Allstate Insurance Group	29980	82-5296008				Identity Protection Strategic Solutions LLC	NJ	NIA	InfoArmor, Inc.	Ownership	100.000	The Allstate Corporation	NO	
.0008	Allstate Insurance Group	44369	72-1171736				Imperial Fire and Casualty Insurance Company	NC	IA	National General Holdings Corp.	Ownership	100.000	The Allstate Corporation	NO	
.0008	Allstate Insurance Group	44369	76-0514686				Imperial General Agency of Texas, Inc.	TX	NIA	Imperial Fire and Casualty Insurance Company	Ownership	100.000	The Allstate Corporation	NO	
.0008	Allstate Insurance Group	44369	75-2780871				Imperial Insurance Managers, LLC	TX	NIA	National General Holdings Corp.	Ownership	100.000	The Allstate Corporation	NO	
.0008	Allstate Insurance Group	44369	72-1045890				Imperial Marketing Corporation	LA	NIA	National General Holdings Corp.	Ownership	100.000	The Allstate Corporation	NO	
.0008	Allstate Insurance Group	44369	26-0634314				InfoArmor, Inc.	DE	NIA	Allstate Non-Insurance Holdings, Inc.	Ownership	100.000	The Allstate Corporation	NO	
.0008	Allstate Insurance Group	44369	26-1971917				Insurance Answer Center, LLC	DE	NIA	Answer Financial Inc.	Ownership	100.000	The Allstate Corporation	NO	
.0008	Allstate Insurance Group	27930	56-1764725				Integon Casualty Insurance Company	NC	IA	National General Management Corp	Ownership	100.000	The Allstate Corporation	NO	
.0008	Allstate Insurance Group	22780	56-0751402				Integon General Insurance Corporation	NC	IA	National General Management Corp	Ownership	100.000	The Allstate Corporation	NO	
.0008	Allstate Insurance Group	22772	56-0473714				Integon Indemnity Corporation	NC	IA	National General Management Corp	Ownership	100.000	The Allstate Corporation	NO	
.0008	Allstate Insurance Group	29742	13-4941245				Integon National Insurance Company	NC	IA	National General Management Corp	Ownership	100.000	The Allstate Corporation	NO	
.0008	Allstate Insurance Group	31488	06-0910450				Integon Preferred Insurance Company	NC	IA	National General Management Corp	Ownership	100.000	The Allstate Corporation	NO	
.0008	Allstate Insurance Group	31488	06-0910450				Integon Properties S.A. de C.V.	MEX	NIA	NG Holdings, LLC	Ownership	99.000	The Allstate Corporation	NO	
.0008	Allstate Insurance Group	31488	06-0910450				Integon Properties S.A. de C.V.	MEX	NIA	Direct Administration, Inc.	Ownership	1.000	The Allstate Corporation	NO	
.0008	Allstate Insurance Group	31488	06-0910450				Integon Service Co. S.A. de C.V.	MEX	NIA	National General Management Corp	Ownership	99.000	The Allstate Corporation	NO	
.0008	Allstate Insurance Group	31488	06-0910450				Integon Service Co. S.A. de C.V.	MEX	NIA	Direct Administration, Inc.	Ownership	1.000	The Allstate Corporation	NO	
.0008	Allstate Insurance Group	31488	06-0910450				Ivantage Insurance Brokers Inc.	CAN	NIA	Allstate Insurance Company of Canada	Ownership	100.000	The Allstate Corporation	NO	
.0008	Allstate Insurance Group	31488	06-0910450				Ivantage Select Agency, Inc.	IL	NIA	Allstate Non-Insurance Holdings, Inc.	Ownership	100.000	The Allstate Corporation	NO	
.0008	Allstate Insurance Group	38660	59-2840712				John Alden Financial Corp.	DE	NIA	National General Holdings Corp.	Ownership	100.000	The Allstate Corporation	NO	
.0008	Allstate Insurance Group	10205	52-2145989				Kennett Capital, Inc.	DE	NIA	The Allstate Corporation	Ownership	100.000	The Allstate Corporation	NO	
.0008	Allstate Insurance Group	38660	46-1171303				LeadCloud, LLC	MD	NIA	Arity 875, LLC	Ownership	100.000	The Allstate Corporation	NO	
.0008	Allstate Insurance Group	38660	35-1492884				MIC General Insurance Corporation	MI	IA	National General Holdings Corp.	Ownership	100.000	The Allstate Corporation	NO	
.0008	Allstate Insurance Group	10205	02-0478119				Mountain Valley Indemnity Company	NY	IA	Adirondack Insurance Exchange	Ownership	100.000	The Allstate Corporation	NO	
.0008	Allstate Insurance Group	16217	84-0982643				National Farmers Union Property and Casualty Company	NC	IA	Integon National Insurance Company	Ownership	100.000	The Allstate Corporation	NO	
.0008	Allstate Insurance Group	42447	43-1301482				National General Assurance Company	MO	IA	National General Holdings Corp.	Ownership	100.000	The Allstate Corporation	NO	
.0008	Allstate Insurance Group	42447	27-1046208				National General Holdings Corp.	DE	UIP	Allstate Insurance Holdings, LLC	Ownership	100.000	The Allstate Corporation	NO	
.0008	Allstate Insurance Group	23728	43-0890050				National General Insurance Company	MO	IA	National General Holdings Corp.	Ownership	100.000	The Allstate Corporation	NO	
.0008	Allstate Insurance Group	23728	43-0890050				National General Insurance Ltd	BMU	NIA	National General Re Ltd	Ownership	100.000	The Allstate Corporation	NO	
.0008	Allstate Insurance Group	23728	43-0890050				National General Insurance Management Ltd	BMU	NIA	National General Insurance Ltd	Ownership	100.000	The Allstate Corporation	NO	
.0008	Allstate Insurance Group	23728	43-1027096				National General Insurance Marketing, Inc.	MO	NIA	National General Management Corp	Ownership	100.000	The Allstate Corporation	NO	

ANNUAL STATEMENT FOR THE YEAR 2021 OF THE Safe Auto Value Insurance Company

SCHEDULE Y

PART 1A - DETAIL OF INSURANCE HOLDING COMPANY SYSTEM

1	2	3	4	5	6	7	8	9	10	11	12	13	14	15	16
Group Code	Group Name	NAIC Company Code	ID Number	Federal RSSD	CIK	Name of Securities Exchange if Publicly Traded (U.S. or International)	Names of Parent, Subsidiaries Or Affiliates	Domi-ciliary Location	Relation-ship to Reporting Entity	Directly Controlled by (Name of Entity/Person)	Type of Control (Ownership, Board, Management, Attorney-in-Fact, Influence, Other)	If Control is Ownership Provide Percentage	Ultimate Controlling Entity(ies)/Person(s)	Is an SCA Filing Re-quired? (Yes/No)	*
.0008	Allstate Insurance Group	11044	43-1886856				National General Insurance Online, Inc.	MO	IA	National General Holdings Corp.	Ownership	100.000	The Allstate Corporation	NO	
			13-3968556				National General Lender Services, Inc.	DE	NIA	National General Holdings Corp.	Ownership	100.000	The Allstate Corporation	NO	
			13-3559471				National General Management Corp	DE	NIA	National General Holdings Corp.	Ownership	100.000	The Allstate Corporation	NO	
			52-1925265				National General Motor Club, Inc.	NC	NIA	National General Holdings Corp.	Ownership	100.000	The Allstate Corporation	NO	
.0008	Allstate Insurance Group	12832	20-4583275				National General Premier Insurance Company	CA	IA	Integon National Insurance Company	Ownership	100.000	The Allstate Corporation	NO	
			98-1050737				National General Re Ltd	BMJ	IA	National General Holdings Corp.	Ownership	100.000	The Allstate Corporation	NO	
			75-1620738				National Health Corporation	TX	NIA	National General Holdings Corp.	Ownership	100.000	The Allstate Corporation	NO	
.0008	Allstate Insurance Group	82538	74-1541799				National Health Insurance Company	TX	IA	Integon Indemnity Corporation	Ownership	100.000	The Allstate Corporation	NO	
			30-0969440				NBInv AF1, LLC	DE	NIA	Allstate Insurance Company	Ownership	100.000	The Allstate Corporation	NO	
			32-0519759				NBInv AF2, LLC	DE	NIA	Allstate Insurance Company	Ownership	100.000	The Allstate Corporation	NO	
			35-2586439				NBInv AF3, LLC	DE	NIA	Allstate Insurance Company	Ownership	100.000	The Allstate Corporation	NO	
			35-2594088				NBInv AF4, LLC	DE	NIA	Allstate Insurance Company	Ownership	100.000	The Allstate Corporation	NO	
			61-1860304				NBInv AF5, LLC	DE	NIA	Allstate Insurance Company	Ownership	100.000	The Allstate Corporation	NO	
			61-1817763				NBInv AP2, LLC	DE	NIA	Allstate Insurance Company	Ownership	100.000	The Allstate Corporation	NO	
			36-4860792				NBInv AP3, LLC	DE	NIA	Allstate Insurance Company	Ownership	100.000	The Allstate Corporation	NO	
			32-0531568				NBInv AP4, LLC	DE	NIA	Allstate Insurance Company	Ownership	100.000	The Allstate Corporation	NO	
			36-4867200				NBInv AP6, LLC	DE	NIA	Allstate Insurance Company	Ownership	100.000	The Allstate Corporation	NO	
			61-1915293				NBInv AP7, LLC	DE	NIA	Allstate Insurance Company	Ownership	100.000	The Allstate Corporation	NO	
			38-4104122				NBInv AP8, LLC	DE	NIA	Allstate Insurance Company	Ownership	100.000	The Allstate Corporation	NO	
			84-2797870				NBInv AP9, LLC	DE	NIA	Allstate Insurance Company	Ownership	100.000	The Allstate Corporation	NO	
			61-1778486				NBInv Riverside Cars1, LLC	DE	NIA	Allstate Insurance Company	Ownership	100.000	The Allstate Corporation	NO	
			36-4826210				NBInv Riverside Management, LLC	DE	NIA	Allstate Insurance Company	Ownership	100.000	The Allstate Corporation	NO	
.0008	Allstate Insurance Group	11454	82-0550777				New Jersey Skylands Insurance Association	NJ	IA	New Jersey Skylands Management, LLC	Attorney-In-Fact		The Allstate Corporation	NO	
			03-0419766				New Jersey Skylands Management, LLC	DE	NIA	National General Holdings Corp	Ownership	100.000	The Allstate Corporation	NO	
.0008	Allstate Insurance Group	12130	56-0576685				New South Insurance Company	NC	IA	National General Management Corp	Ownership	100.000	The Allstate Corporation	NO	
			95-1623114				Newport Management Corporation	CA	NIA	NGLS Insurance Services, Inc.	Ownership	100.000	The Allstate Corporation	NO	
							NG Holdings, LLC	DE	NIA	National General Re Ltd	Ownership	99.000	The Allstate Corporation	NO	
							NG Holdings, LLC	DE	NIA	National General Management Corp	Ownership	1.000	The Allstate Corporation	NO	
							NGLS Adjusting, LLC	DE	NIA	National General Management Corp	Ownership	100.000	The Allstate Corporation	NO	
			95-3953356				NGLS Insurance Services, Inc.	CA	NIA	National General Lender Services, Inc.	Ownership	100.000	The Allstate Corporation	NO	
.0008	Allstate Insurance Group	13167	26-2331872				North Dearborn Building Company LP	DE	NIA	National General Re Ltd	Ownership	45.000	The Allstate Corporation	NO	
			16-1239927				North Light Specialty Insurance Company	IL	IA	Allstate Insurance Company	Ownership	100.000	The Allstate Corporation	NO	
			65-0416844				Northeast Agencies, Inc.	NY	NIA	Ivantage Select Agency, Inc.	Ownership	100.000	The Allstate Corporation	NO	
			26-2506568				NSM Sales Corporation	NV	NIA	John Alden Financial Corp	Ownership	100.000	The Allstate Corporation	NO	
			82-4035430				Pablo Creek Services, Inc.	IL	NIA	Allstate Non-Insurance Holdings, Inc.	Ownership	100.000	The Allstate Corporation	NO	
							Pacific Shores Land Partners, LLC	DE	NIA	Allstate Insurance Company	Ownership	90.000	The Allstate Corporation	NO	
							PAFCO Insurance Company	CAN	IA	Allstate Insurance Company of Canada	Ownership	100.000	The Allstate Corporation	NO	
							Pembridge Insurance Company	CAN	IA	Allstate Insurance Company of Canada	Ownership	100.000	The Allstate Corporation	NO	
			77-0007004				Personal Express Insurance Services, Inc.	CA	NIA	National General Premier Insurance Company	Ownership	100.000	The Allstate Corporation	NO	
			37-1788397				PIAA, LP	DE	NIA	Allstate Insurance Company	Ownership	95.000	The Allstate Corporation	NO	
			41-2150040				PiumChoice, Inc.	DE	NIA	SquareTrade, Inc.	Ownership	100.000	The Allstate Corporation	NO	
			82-1617277				Protection Plan Group, Inc.	DE	NIA	SquareTrade, Inc.	Ownership	100.000	The Allstate Corporation	NO	
			84-2071216				Pullman Crossing, LLC	DE	NIA	Allstate Insurance Company	Ownership	94.500	The Allstate Corporation	NO	
			84-2071216				Pullman Crossing, LLC	DE	NIA	Kennett Capital, Inc.	Ownership	5.500	The Allstate Corporation	NO	
			84-2056352				Pullman QOZB, LLC	DE	NIA	Pullman Crossing, LLC	Ownership	99.900	The Allstate Corporation	NO	
			84-2056352				Pullman QOZB, LLC	DE	NIA	Allstate Insurance Company	Ownership	0.100	The Allstate Corporation	NO	
							Queenland Citrus	AUS	NIA	Allstate Insurance Company	Ownership	92.000	The Allstate Corporation	NO	
			33-0920949				Quoit Corporation	CA	NIA	National General Holdings Corp.	Ownership	100.000	The Allstate Corporation	NO	
			65-1155697				RAC Insurance Partners, LLC	FL	NIA	National General Holdings Corp	Ownership	100.000	The Allstate Corporation	NO	
			82-3749414				Renuant, LLC	NV	NIA	Arity 875, LLC	Ownership	100.000	The Allstate Corporation	NO	
			45-2490045				Right Answer Insurance Agency, LLC	DE	NIA	Answer Financial Inc.	Ownership	100.000	The Allstate Corporation	NO	
			20-3003783				Right Choice Insurance Agency, Inc.	TN	NIA	National General Management Corp	Ownership	100.000	The Allstate Corporation	NO	
			26-1875142				Road Bay Investments, LLC	DE	NIA	Allstate Insurance Company	Ownership	100.000	The Allstate Corporation	NO	

ANNUAL STATEMENT FOR THE YEAR 2021 OF THE Safe Auto Value Insurance Company

SCHEDULE Y

PART 1A - DETAIL OF INSURANCE HOLDING COMPANY SYSTEM

1	2	3	4	5	6	7	8	9	10	11	12	13	14	15	16
Group Code	Group Name	NAIC Company Code	ID Number	Federal RSSD	CIK	Name of Securities Exchange if Publicly Traded (U.S. or International)	Names of Parent, Subsidiaries Or Affiliates	Domi-ciliary Location	Relation-ship to Reporting Entity	Directly Controlled by (Name of Entity/Person)	Type of Control (Ownership, Board, Management, Attorney-in-Fact, Influence, Other)	If Control is Ownership Provide Percentage	Ultimate Controlling Entity(ies)/Person(s)	Is an SCA Filing Re-quired? (Yes/No)	*
.0008	Allstate Insurance Group	25405	31-1400020				Safe Auto Insurance Group, Inc.	OH	UIP	National General Holdings Corp.	Ownership	100.000	The Allstate Corporation	NO	
.0008	Allstate Insurance Group	16502	31-1379882				Safe Auto Insurance Company	OH	UDP	Safe Auto Insurance Group, Inc.	Ownership	100.000	The Allstate Corporation	NO	
.0008	Allstate Insurance Group	16503	83-2241547				Safe Auto Choice Insurance Company	OH	IA	Safe Auto Insurance Company	Ownership	100.000	The Allstate Corporation	NO	
			83-2240671				Safe Auto Value Insurance Company	OH	RE	Safe Auto Insurance Company	Ownership	100.000	The Allstate Corporation	NO	
			46-2732120				SafeAuto Capital, LLC	OH	NIA	Safe Auto Insurance Company	Ownership	100.000	The Allstate Corporation	NO	
			31-1400303				Safe Auto Group Agency, Inc.	OH	NIA	Safe Auto Insurance Group, Inc.	Ownership	100.000	The Allstate Corporation	NO	
			81-1403504				SafeAuto Services, LLC	OH	NIA	Safe Auto Insurance Group, Inc.	Ownership	100.000	The Allstate Corporation	NO	
			91-1571314				Seattle Specialty Insurance Services, Inc.	WA	NIA	National General Lender Services, Inc.	Ownership	100.000	The Allstate Corporation	NO	
			36-4295725				Signature Agency, Inc.	DE	NIA	Signature Motor Club, Inc.	Ownership	100.000	The Allstate Corporation	NO	
			30-0015653				Signature Motor Club of California, Inc.	CA	NIA	Signature Motor Club, Inc.	Ownership	100.000	The Allstate Corporation	NO	
			35-1310961				Signature Motor Club, Inc.	DE	NIA	Allstate Motor Club, Inc.	Ownership	100.000	The Allstate Corporation	NO	
			30-0015636				Signature Nationwide Auto Club of California, Inc.	CA	NIA	Signature's Nationwide Auto Club, Inc.	Ownership	100.000	The Allstate Corporation	NO	
			36-4295727				Signature's Nationwide Auto Club, Inc.	DE	NIA	Signature Motor Club, Inc.	Ownership	100.000	The Allstate Corporation	NO	
			85-2042736				SM202 Development LLC	DE	NIA	Allstate Insurance Company	Ownership	95.000	The Allstate Corporation	NO	
			75-2249734				Socialmine, Inc.	DE	NIA	National Health Corporation	Ownership	100.000	The Allstate Corporation	NO	
							SquareTrade Australia Pty Ltd	AUS	NIA	SquareTrade, Inc.	Ownership	100.000	The Allstate Corporation	NO	
							SquareTrade Canada, Inc.	CAN	NIA	SquareTrade, Inc.	Ownership	100.000	The Allstate Corporation	NO	
							SquareTrade Europe Limited	MLT	NIA	SquareTrade, Inc.	Ownership	100.000	The Allstate Corporation	NO	
							SquareTrade European Services AS	NOR	NIA	SquareTrade, Inc.	Ownership	100.000	The Allstate Corporation	NO	
			45-4123000				SquareTrade Holding Company, Inc.	DE	NIA	Allstate Non-Insurance Holdings, Inc.	Ownership	100.000	The Allstate Corporation	NO	
			45-4883784				SquareTrade Insurance Services, Inc.	DE	NIA	SquareTrade, Inc.	Ownership	100.000	The Allstate Corporation	NO	
							SquareTrade Japan GK	JPN	NIA	SquareTrade, Inc.	Ownership	100.000	The Allstate Corporation	NO	
							SquareTrade Limited	GBR	NIA	SquareTrade, Inc.	Ownership	100.000	The Allstate Corporation	NO	
			45-1531873				SquareTrade Protection Solutions, Inc.	DE	NIA	SquareTrade, Inc.	Ownership	100.000	The Allstate Corporation	NO	
			94-3340669				SquareTrade, Inc.	DE	NIA	SquareTrade Holding Company, Inc.	Ownership	100.000	The Allstate Corporation	NO	
			81-2519511				SquareTradeGo, Inc.	DE	NIA	SquareTrade, Inc.	Ownership	100.000	The Allstate Corporation	NO	
			26-3914106				ST Product Care Corporation	DE	NIA	SquareTrade, Inc.	Ownership	100.000	The Allstate Corporation	NO	
.0008	Allstate Insurance Group	15199	37-0530080				Standard Property & Casualty Insurance Company	IL	IA	National General Holdings Corp.	Ownership	100.000	The Allstate Corporation	NO	
			84-2376118				SW Industrial LLC	DE	NIA	Allstate Insurance Company	Ownership	95.000	The Allstate Corporation	NO	
			46-3746954				Syndeste, LLC	VA	NIA	National General Management Corp	Ownership	100.000	The Allstate Corporation	NO	
			83-2986881				TDC City Center (Phase II), LLC	DE	NIA	Allstate Insurance Company	Ownership	90.000	The Allstate Corporation	NO	
			81-4727823				TDC City Center, LLC	DE	NIA	Allstate Insurance Company	Ownership	90.000	The Allstate Corporation	NO	
			85-4329860				TDC 15TH Street, LLC	DE	NIA	Allstate Insurance Company	Ownership	85.000	The Allstate Corporation	NO	
			20-8928827				Team Corp.	NV	NIA	National General Holdings Corp.	Ownership	100.000	The Allstate Corporation	NO	
			20-0476967				Tech-Cor, LLC	DE	NIA	Allstate Insurance Company	Ownership	100.000	The Allstate Corporation	NO	
			61-1888589				The Arroyo Parkway, LLC	DE	NIA	Allstate Insurance Company	Ownership	90.000	The Allstate Corporation	NO	
							The Association Benefits Solution, LLC	DE	NIA	Integon Indemnity Corporation	Ownership	100.000	The Allstate Corporation	NO	
			27-2811302				Tiger Capital, LLC	DE	NIA	American Capital Acquisition Investments S.A.	Ownership	50.000	The Allstate Corporation	NO	
			20-5835314				Velapoint, LLC	VA	NIA	National General Management Corp	Ownership	100.000	The Allstate Corporation	NO	
			61-1702800				West Plaza RE Holdings, LLC	DE	NIA	Allstate Insurance Company	Ownership	100.000	The Allstate Corporation	NO	
			95-2901833				Western General Agency, Inc.	CA	NIA	National General Holdings Corp.	Ownership	100.000	The Allstate Corporation	NO	
			82-3103258				White Oak Real Estate 2017-2, LP	DE	NIA	Allstate Insurance Company	Ownership	90.000	The Allstate Corporation	NO	

Asterisk	Explanation
----------	-------------

97.4

ANNUAL STATEMENT FOR THE YEAR 2021 OF THE Safe Auto Value Insurance Company

SCHEDULE Y

PART 2 - SUMMARY OF INSURER'S TRANSACTIONS WITH ANY AFFILIATES

1	2	3	4	5	6	7	8	9	10	11	12	13
NAIC Company Code	ID Number	Names of Insurers and Parent, Subsidiaries or Affiliates	Shareholder Dividends	Capital Contributions	Purchases, Sales or Exchanges of Loans, Securities, Real Estate, Mortgage Loans or Other Investments	Income/ (Disbursements) Incurred in Connection with Guarantees or Undertakings for the Benefit of any Affiliate(s)	Management Agreements and Service Contracts	Income/ (Disbursements) Incurred Under Reinsurance Agreements	*	Any Other Material Activity Not in the Ordinary Course of the Insurer's Business	Totals	Reinsurance Recoverable/ (Payable) on Losses and/or Reserve Credit Taken/(Liability)
10389	56-1951009	Agent Alliance Insurance Company										29,929,000
10073	20-2114557	ALIC Reinsurance Company										(2,313,487,598)
70866	42-0930962	Allstate Assurance Company		(50,000,000)							(50,000,000)	653,079,783
29335	36-6091380	Allstate County Mutual Insurance Company										202,617,315
	27-3159465	Allstate Finance Company, LLC	(17,000,000)	(78,954,498)							(95,954,498)	
	36-4303658	Allstate Financial Insurance Holdings Corporation	90,000,000	50,000,000							140,000,000	
	47-0826838	Allstate Financial Services, LLC	(13,500,000)								(13,500,000)	
29688	94-2199056	Allstate Fire and Casualty Insurance Company	(5,888,728)	(129,065,000)			(2,204,149,572)	(3,193,972,569)			(5,533,075,869)	8,219,712,951
19240	36-6115679	Allstate Indemnity Company	(3,063,981)	(1,591,636)			(609,984,454)	(1,083,000,605)			(1,697,640,676)	2,518,863,639
	37-1911948	Allstate International Assignments, Ltd.										
19232	36-0719665	Allstate Insurance Company	(3,686,043,180)	(35,943,913)	4,590,654,551		5,029,831,727	9,576,680,517			15,475,179,702	(26,469,541,346)
		Allstate Insurance Company of Canada	(289,311,820)								(289,311,820)	
	26-1972435	Allstate Insurance Holdings, LLC	5,960,231,613	(530,602,221)							5,429,629,392	
60186	36-2554642	Allstate Life Insurance Company	(1,642,000,000)	(7,657,194)	(2,637,648,208)						(4,287,305,402)	1,423,332,874
70874	36-2608394	Allstate Life Insurance Company of New York		660,000,000	(572,108,131)						87,891,869	
10852	36-4181960	Allstate New Jersey Insurance Company	(260,000,000)	(16,500,000)							(276,500,000)	(1,078,221,722)
12344	20-3560910	Allstate New Jersey Property and Casualty Insurance Company		16,500,000							16,500,000	940,437,317
11110	36-4442776	Allstate North American Insurance Company										
36455	36-2999368	Allstate Northbrook Indemnity Company	(1,350,000)				(474,637,002)	(785,265,997)			(1,261,252,999)	1,862,584,842
17230	36-3341779	Allstate Property and Casualty Insurance Company	(5,073,904)	(103,639,400)			(1,064,618,038)	(1,916,195,379)			(3,089,526,721)	3,778,271,693
26530	75-6378207	Allstate Texas Lloyd's										197,564,762
16960	85-4052492	ASMI Auto Insurance Company		202,000,000							202,000,000	(43,896,524)
37907	04-2680300	Allstate Vehicle and Property Insurance Company					(676,442,661)	(1,087,258,450)			(1,763,701,111)	3,556,799,997
60534	59-0781901	American Heritage Life Insurance Company	(90,000,000)		(63,229,395)						(153,229,395)	237,074,941
	80-0776676	AP Real Estate, LLC	(37,000,000)								(37,000,000)	
	90-0820194	AP Timber, LLC		(5,272,000)							(5,272,000)	
10835	36-4181959	Castle Key Indemnity Company		3,500,000							3,500,000	167,677,831
30511	36-3586255	Castle Key Insurance Company		(3,500,000)							(3,500,000)	(167,682,040)
26905	94-1368770	Century-National Insurance Company										206,447,000
	45-1061516	Current Creek Investments, LLC		(14,956,236)							(14,956,236)	
97705	13-3139500	Direct General Life Insurance Company	(2,777,866)								(2,777,866)	
42781	62-1695059	Direct General Insurance Company										482,255,000
10889	62-1715487	Direct General Insurance Company of Mississippi										33,446,000
37220	62-1461730	Direct Insurance Company										79,012,000
23736	43-0622945	Direct National Insurance Company										2,662,000
11996	20-1110680	Encompass Floridian Indemnity Company										59,736

ANNUAL STATEMENT FOR THE YEAR 2021 OF THE Safe Auto Value Insurance Company

SCHEDULE Y

PART 2 - SUMMARY OF INSURER'S TRANSACTIONS WITH ANY AFFILIATES

1	2	3	4	5	6	7	8	9	10	11	12	13
NAIC Company Code	ID Number	Names of Insurers and Parent, Subsidiaries or Affiliates	Shareholder Dividends	Capital Contributions	Purchases, Sales or Exchanges of Loans, Securities, Real Estate, Mortgage Loans or Other Investments	Income/ (Disbursements) Incurred in Connection with Guarantees or Undertakings for the Benefit of any Affiliate(s)	Management Agreements and Service Contracts	Income/ (Disbursements) Incurred Under Reinsurance Agreements	*	Any Other Material Activity Not in the Ordinary Course of the Insurer's Business	Totals	Reinsurance Recoverable/ (Payable) on Losses and/or Reserve Credit Taken/(Liability)
11993	20-1110782	Encompass Floridian Insurance Company										129,775
11252	01-0657022	Encompass Home and Auto Insurance Company										
15130	59-2366357	Encompass Indemnity Company		(125,220)							(125,220)	363,109,995
11251	01-0657011	Encompass Independent Insurance Company										329,082,671
10358	52-1952957	Encompass Insurance Company										30,381,629
10071	36-3976913	Encompass Insurance Company of America										123,424,451
12154	04-3345011	Encompass Insurance Company of Massachusetts										104,594,762
11599	30-0154464	Encompass Insurance Company of New Jersey										4,322,638
	30-0988865	Encompass Insurance Holdings, LLC		(253,335)							(253,335)	24,047,509
10072	36-3976911	Encompass Property and Casualty Company		378,555							378,555	40,929,089
12496	20-3843581	Encompass Property and Casualty Insurance Company of New Jersey										39,606,842
	20-5305981	Esurance Holdings, Inc.	1,094,153	13,961,403							15,055,556	
25712	73-0486465	Esurance Insurance Company	2,935,847	(2,928,564)							7,283	377,626,799
21741	42-0301440	Esurance Insurance Company of New Jersey										74,130,054
30210	22-2853625	Esurance Property and Casualty Insurance Company	(4,030,000)	(11,032,839)				(393,879,121)			(408,941,960)	980,679,962
16961	85-4080461	ECMI Auto Insurance Company		7,500,000							7,500,000	14,422,378
16962	85-4058034	ESMI Auto Insurance Company		7,500,000							7,500,000	29,474,146
29980	59-2773658	First Colonial Insurance Company										(143,336)
29742	13-4941245	Integon National Insurance Company	(650,000,000)		(929,925,493)			(1,884,430,626)			(3,464,356,119)	1,649,884,248
27930	56-1764725	Integon Casualty Insurance Company										16,963,000
22780	56-0751402	Integon General Insurance Corporation										264,751,000
31488	06-0910450	Integon Preferred Insurance Company										227,397,000
22772	56-0473714	Integon Indemnity Corporation										322,194,000
44369	72-1171736	Imperial Fire and Casualty Insurance Company										183,098,000
38660	35-1492884	MIC General Insurance Corporation										235,694,000
16217	84-0982643	National Farmers Union Property and Casualty Company										126,971,000
42447	43-1301482	National General Assurance Company										76,908,000
	27-1046208	National General Holdings Corp.	50,000,000								50,000,000	
23728	43-0890050	National General Insurance Company										186,569,000
11044	43-1886856	National General Insurance Online, Inc.										39,042,000
	13-3559471	National General Management Corp	652,777,866	(27,118,976)							625,658,890	
12832	20-4583275	National General Premier Insurance Company										73,623,000
	98-1050737	National General Re Ltd	(50,000,000)		(387,743,324)			767,322,230			329,578,906	(1,248,846,554)
82538	74-1541799	National Health Insurance Company		27,118,976							27,118,976	228,902,574
	84-2797870	NBInv AP9, LLC		15,000,000							15,000,000	
	61-1778486	NBInv Riverside Cars1, LLC		8,002,098							8,002,098	

ANNUAL STATEMENT FOR THE YEAR 2021 OF THE Safe Auto Value Insurance Company

SCHEDULE Y

PART 2 - SUMMARY OF INSURER'S TRANSACTIONS WITH ANY AFFILIATES

1	2	3	4	5	6	7	8	9	10	11	12	13
NAIC Company Code	ID Number	Names of Insurers and Parent, Subsidiaries or Affiliates	Shareholder Dividends	Capital Contributions	Purchases, Sales or Exchanges of Loans, Securities, Real Estate, Mortgage Loans or Other Investments	Income/ (Disbursements) Incurred in Connection with Guarantees or Undertakings for the Benefit of any Affiliate(s)	Management Agreements and Service Contracts	Income/ (Disbursements) Incurred Under Reinsurance Agreements	*	Any Other Material Activity Not in the Ordinary Course of the Insurer's Business	Totals	Reinsurance Recoverable/ (Payable) on Losses and/or Reserve Credit Taken/(Liability)
	36-4826210	NBInv Riverside Management, LLC		180,000							180,000	
12130	56-0576685	New South Insurance Company										170,786,000
13167	26-2331872	North Light Specialty Insurance Company		6,000,000							6,000,000	146,368,739
		PAFCO Insurance Company										
		Pembridge Insurance Company										
	31-1400020	Safe Auto Insurance Group, Inc.	82,938,540	(1,260,397)							81,678,143	
25405	31-1379882	Safe Auto Insurance Company	(82,938,540)	1,260,397							(81,678,143)	224,935,918
16502	83-2241547	Safe Auto Choice Insurance Company										651,260
15199	37-0530080	Standard Property and Casualty Insurance Company										19,289,000
	20-0476967	Tech-Cor, LLC		1,500,000							1,500,000	
9999999	Control Totals								XXX			

ANNUAL STATEMENT FOR THE YEAR 2021 OF THE Safe Auto Value Insurance Company

SCHEDULE Y

PART 3 - ULTIMATE CONTROLLING PARTY AND LISTING OF OTHER U.S. INSURANCE GROUPS OR ENTITIES UNDER THAT ULTIMATE CONTROLLING PARTY'S CONTROL

1	2	3	4	5	6	7	8
Insurers in Holding Company	Owners with Greater Than 10% Ownership	Ownership Percentage Column 2 of Column 1	Granted Disclaimer of Control Affiliation of Column 2 Over Column 1 (Yes/No)	Ultimate Controlling Party	U.S. Insurance Groups or Entities Controlled by Column 5	Ownership Percentage (Column 5 of Column 6)	Granted Disclaimer of Control Affiliation of Column 5 Over Column 6 (Yes/No)
Adirondack Insurance Exchange	Adirondack AIF, LLC		NO	The Allstate Corporation	Allstate Insurance Group	100.000	NO
Agent Alliance Insurance Company	Integon National Insurance Company	100.000	NO	The Allstate Corporation	Allstate Insurance Group	100.000	NO
Allstate County Mutual Insurance Company	Allstate Insurance Company		NO	The Allstate Corporation	Allstate Insurance Group	100.000	NO
Allstate Fire and Casualty Insurance Company	Allstate Insurance Holdings, LLC	100.000	NO	The Allstate Corporation	Allstate Insurance Group	100.000	NO
Allstate Indemnity Company	Allstate Insurance Holdings, LLC	100.000	NO	The Allstate Corporation	Allstate Insurance Group	100.000	NO
Allstate Insurance Company	Allstate Insurance Holdings, LLC	100.000	NO	The Allstate Corporation	Allstate Insurance Group	100.000	NO
Allstate New Jersey Insurance Company	Allstate Insurance Company	100.000	NO	The Allstate Corporation	Allstate Insurance Group	100.000	NO
Allstate New Jersey Property and Casualty Insurance Company	Allstate New Jersey Insurance Company	100.000	NO	The Allstate Corporation	Allstate Insurance Group	100.000	NO
Allstate North American Insurance Company	Allstate Insurance Company	100.000	NO	The Allstate Corporation	Allstate Insurance Group	100.000	NO
Allstate Northbrook Indemnity Company	Allstate Insurance Company	100.000	NO	The Allstate Corporation	Allstate Insurance Group	100.000	NO
Allstate Property and Casualty Insurance Company	Allstate Insurance Holdings, LLC	100.000	NO	The Allstate Corporation	Allstate Insurance Group	100.000	NO
Allstate Texas Lloyd's	Allstate Texas Lloyd's, Inc.	100.000	NO	The Allstate Corporation	Allstate Insurance Group	100.000	NO
Allstate Vehicle and Property Insurance Company	Allstate Insurance Company	100.000	NO	The Allstate Corporation	Allstate Insurance Group	100.000	NO
American Heritage Life Insurance Company	Allstate Financial Insurance Holdings Corporation	100.000	NO	The Allstate Corporation	Allstate Insurance Group	100.000	NO
ASMI Auto Insurance Company	Allstate Insurance Holdings, LLC	100.000	NO	The Allstate Corporation	Allstate Insurance Group	100.000	NO
Castle Key Indemnity Company	Castle Key Insurance Company	100.000	NO	The Allstate Corporation	Allstate Insurance Group	100.000	NO
Castle Key Insurance Company	Allstate Insurance Company	100.000	NO	The Allstate Corporation	Allstate Insurance Group	100.000	NO
Century-National Insurance Company	National General Holdings Corp.	78.000	NO	The Allstate Corporation	Allstate Insurance Group	100.000	NO
Century-National Insurance Company	Integon National Insurance Company	22.000	NO	The Allstate Corporation	Allstate Insurance Group	100.000	NO
Direct General Insurance Company	National General Management Corp	100.000	NO	The Allstate Corporation	Allstate Insurance Group	100.000	NO
Direct General Insurance Company of Mississippi	National General Management Corp	100.000	NO	The Allstate Corporation	Allstate Insurance Group	100.000	NO
Direct General Life Insurance Company	National General Management Corp	100.000	NO	The Allstate Corporation	Allstate Insurance Group	100.000	NO
Direct Insurance Company	National General Management Corp	100.000	NO	The Allstate Corporation	Allstate Insurance Group	100.000	NO
Direct National Insurance Company	National General Management Corp	100.000	NO	The Allstate Corporation	Allstate Insurance Group	100.000	NO
ECMI Auto Insurance Company	Allstate Insurance Holdings, LLC	100.000	NO	The Allstate Corporation	Allstate Insurance Group	100.000	NO
Encompass Floridian Indemnity Company	Castle Key Insurance Company	100.000	NO	The Allstate Corporation	Allstate Insurance Group	100.000	NO
Encompass Floridian Insurance Company	Castle Key Insurance Company	100.000	NO	The Allstate Corporation	Allstate Insurance Group	100.000	NO
Encompass Home and Auto Insurance Company	Encompass Insurance Holdings, LLC	100.000	NO	The Allstate Corporation	Allstate Insurance Group	100.000	NO
Encompass Indemnity Company	Encompass Insurance Holdings, LLC	100.000	NO	The Allstate Corporation	Allstate Insurance Group	100.000	NO
Encompass Independent Insurance Company	Encompass Insurance Holdings, LLC	100.000	NO	The Allstate Corporation	Allstate Insurance Group	100.000	NO
Encompass Insurance Company	Encompass Insurance Holdings, LLC	100.000	NO	The Allstate Corporation	Allstate Insurance Group	100.000	NO
Encompass Insurance Company of America	Encompass Insurance Holdings, LLC	100.000	NO	The Allstate Corporation	Allstate Insurance Group	100.000	NO
Encompass Insurance Company of Massachusetts	Encompass Insurance Holdings, LLC	100.000	NO	The Allstate Corporation	Allstate Insurance Group	100.000	NO
Encompass Insurance Company of New Jersey	Allstate New Jersey Insurance Company	100.000	NO	The Allstate Corporation	Allstate Insurance Group	100.000	NO
Encompass Property and Casualty Insurance Company	Encompass Insurance Holdings, LLC	100.000	NO	The Allstate Corporation	Allstate Insurance Group	100.000	NO
Encompass Property and Casualty Insurance Company of New Jersey	Allstate New Jersey Insurance Company	100.000	NO	The Allstate Corporation	Allstate Insurance Group	100.000	NO
ESMI Auto Insurance Company	Allstate Insurance Holdings, LLC	100.000	NO	The Allstate Corporation	Allstate Insurance Group	100.000	NO
Esurance Insurance Company	Esurance Holdings, Inc.	100.000	NO	The Allstate Corporation	Allstate Insurance Group	100.000	NO
Esurance Insurance Company of New Jersey	Esurance Insurance Company	100.000	NO	The Allstate Corporation	Allstate Insurance Group	100.000	NO
Esurance Property and Casualty Insurance Company	Esurance Insurance Company	100.000	NO	The Allstate Corporation	Allstate Insurance Group	100.000	NO
First Colonial Insurance Company	American Heritage Life Insurance Company	100.000	NO	The Allstate Corporation	Allstate Insurance Group	100.000	NO
Imperial Fire and Casualty Insurance Company	National General Holdings Corp.	100.000	NO	The Allstate Corporation	Allstate Insurance Group	100.000	NO
Integon Casualty Insurance Company	National General Management Corp	100.000	NO	The Allstate Corporation	Allstate Insurance Group	100.000	NO

ANNUAL STATEMENT FOR THE YEAR 2021 OF THE Safe Auto Value Insurance Company

SCHEDULE Y

PART 3 - ULTIMATE CONTROLLING PARTY AND LISTING OF OTHER U.S. INSURANCE GROUPS OR ENTITIES UNDER THAT ULTIMATE CONTROLLING PARTY'S CONTROL

1 Insurers in Holding Company	2 Owners with Greater Than 10% Ownership	3 Ownership Percentage Column 2 of Column 1	4 Granted Disclaimer of Control/ Affiliation of Column 2 Over Column 1 (Yes/No)	5 Ultimate Controlling Party	6 U.S. Insurance Groups or Entities Controlled by Column 5	7 Ownership Percentage (Column 5 of Column 6)	8 Granted Disclaimer of Control/ Affiliation of Column 5 Over Column 6 (Yes/No)
Integon General Insurance Corporation	National General Management Corp	100.000	NO	The Allstate Corporation	Allstate Insurance Group	100.000	NO
Integon Indemnity Corporation	National General Management Corp	100.000	NO	The Allstate Corporation	Allstate Insurance Group	100.000	NO
Integon National Insurance Company	National General Management Corp	100.000	NO	The Allstate Corporation	Allstate Insurance Group	100.000	NO
Integon Preferred Insurance Company	National General Management Corp	100.000	NO	The Allstate Corporation	Allstate Insurance Group	100.000	NO
MIC General Insurance Corporation	National General Holdings Corp.	100.000	NO	The Allstate Corporation	Allstate Insurance Group	100.000	NO
Mountain Valley Indemnity Company	Adirondack Insurance Exchange	100.000	NO	The Allstate Corporation	Allstate Insurance Group	100.000	NO
National Farmers Union Property and Casualty Company	Integon National Insurance Company	100.000	NO	The Allstate Corporation	Allstate Insurance Group	100.000	NO
National General Assurance Company	National General Holdings Corp.	100.000	NO	The Allstate Corporation	Allstate Insurance Group	100.000	NO
National General Insurance Company	National General Holdings Corp.	100.000	NO	The Allstate Corporation	Allstate Insurance Group	100.000	NO
National General Insurance Online, Inc.	National General Holdings Corp.	100.000	NO	The Allstate Corporation	Allstate Insurance Group	100.000	NO
National General Premier Insurance Company	Integon National Insurance Company	100.000	NO	The Allstate Corporation	Allstate Insurance Group	100.000	NO
National Health Insurance Company	Integon Indemnity Corporation	100.000	NO	The Allstate Corporation	Allstate Insurance Group	100.000	NO
New Jersey Skylands Insurance Association	New Jersey Skylands Management, LLC	100.000	NO	The Allstate Corporation	Allstate Insurance Group	100.000	NO
New South Insurance Company	National General Management Corp	100.000	NO	The Allstate Corporation	Allstate Insurance Group	100.000	NO
North Light Specialty Insurance Company	Allstate Insurance Company	100.000	NO	The Allstate Corporation	Allstate Insurance Group	100.000	NO
Safe Auto Insurance Company	Safe Auto Insurance Group, Inc.	100.000	NO	The Allstate Corporation	Allstate Insurance Group	100.000	NO
Safe Auto Choice Insurance Company	Safe Auto Insurance Company	100.000	NO	The Allstate Corporation	Allstate Insurance Group	100.000	NO
Safe Auto Value Insurance Company	Safe Auto Insurance Company	100.000	NO	The Allstate Corporation	Allstate Insurance Group	100.000	NO
Standard Property & Casualty Insurance Company	National General Holdings Corp.	100.000	NO	The Allstate Corporation	Allstate Insurance Group	100.000	NO

ANNUAL STATEMENT FOR THE YEAR 2021 OF THE Safe Auto Value Insurance Company
SUPPLEMENTAL EXHIBITS AND SCHEDULES INTERROGATORIES

The following supplemental reports are required to be filed as part of your statement filing unless specifically waived by the domiciliary state. However, in the event that your domiciliary state waives the filing requirement, your response of **WAIVED** to the specific interrogatory will be accepted in lieu of filing a "NONE" report and a bar code will be printed below. If the supplement is required of your company but is not being filed for whatever reason enter **SEE EXPLANATION** and provide an explanation following the interrogatory questions.

MARCH FILING

- | | |
|---|-----------|
| 1. Will an actuarial opinion be filed by March 1? | Responses |
| 2. Will the Supplemental Compensation Exhibit be filed with the state of domicile by March 1? | YES |
| 3. Will the confidential Risk-based Capital Report be filed with the NAIC by March 1? | YES |
| 4. Will the confidential Risk-based Capital Report be filed with the state of domicile, if required by March 1? | YES |

APRIL FILING

- | | |
|--|-----|
| 5. Will the Insurance Expense Exhibit be filed with the state of domicile and the NAIC by April 1? | YES |
| 6. Will Management's Discussion and Analysis be filed by April 1? | YES |
| 7. Will the Supplemental Investment Risk Interrogatories be filed by April 1? | YES |

MAY FILING

- | | |
|--|-----|
| 8. Will this company be included in a combined annual statement which is filed with the NAIC by May 1? | YES |
|--|-----|

JUNE FILING

- | | |
|--|-----|
| 9. Will an audited financial report be filed by June 1? | YES |
| 10. Will Accountant's Letter of Qualifications be filed with the state of domicile and electronically with the NAIC by June 1? | YES |

The following supplemental reports are required to be filed as part of your annual statement filing **if your company is engaged in the type of business covered by the supplement. However, in the event that your company does not transact the type of business for which the special report must be filed, your response of NO to the specific interrogatory will be accepted in lieu of filing a "NONE" report and a bar code will be printed below.** If the supplement is required of your company but is not being filed for whatever reason enter **SEE EXPLANATION** and provide an explanation following the interrogatory questions.

MARCH FILING

- | | |
|--|-----|
| 11. Will Schedule SIS (Stockholder Information Supplement) be filed with the state of domicile by March 1? | NO |
| 12. Will the Financial Guaranty Insurance Exhibit be filed by March 1? | NO |
| 13. Will the Medicare Supplement Insurance Experience Exhibit be filed with the state of domicile and the NAIC by March 1? | NO |
| 14. Will Supplement A to Schedule T (Medical Professional Liability Supplement) be filed by March 1? | NO |
| 15. Will the Trusteed Surplus Statement be filed with the state of domicile and the NAIC by March 1? | NO |
| 16. Will the Premiums Attributed to Protected Cells Exhibit be filed by March 1? | NO |
| 17. Will the Reinsurance Summary Supplemental Filing for General Interrogatory 9 be filed with the state of domicile and the NAIC by March 1? | YES |
| 18. Will the Medicare Part D Coverage Supplement be filed with the state of domicile and the NAIC by March 1? | NO |
| 19. Will the confidential Actuarial Opinion Summary be filed with the state of domicile, if required, by March 15 (or the date otherwise specified)? | YES |
| 20. Will the Reinsurance Attestation Supplement be filed with the state of domicile and the NAIC by March 1? | YES |
| 21. Will the Exceptions to the Reinsurance Attestation Supplement be filed with the state of domicile by March 1? | YES |
| 22. Will the Bail Bond Supplement be filed with the state of domicile and the NAIC by March 1? | NO |
| 23. Will the Director and Officer Insurance Coverage Supplement be filed with the state of domicile and the NAIC by March 1? | NO |
| 24. Will an approval from the reporting entity's state of domicile for relief related to the five-year rotation requirement for lead audit partner be filed electronically with the NAIC by March 1? | NO |
| 25. Will an approval from the reporting entity's state of domicile for relief related to the one-year cooling off period for independent CPA be filed electronically with the NAIC by March 1? | NO |
| 26. Will an approval from the reporting entity's state of domicile for relief related to the Requirements for Audit Committees be filed electronically with the NAIC by March 1? | NO |
| 27. Will the Supplemental Schedule for Reinsurance Counterparty Reporting Exception - Asbestos and Pollution Contracts be filed with the state of domicile and the NAIC by March 1? | NO |

APRIL FILING

- | | |
|--|----|
| 28. Will the Credit Insurance Experience Exhibit be filed with the state of domicile and the NAIC by April 1? | NO |
| 29. Will the Long-term Care Experience Reporting Forms be filed with the state of domicile and the NAIC by April 1? | NO |
| 30. Will the Accident and Health Policy Experience Exhibit be filed by April 1? | NO |
| 31. Will the Supplemental Health Care Exhibit (Parts 1, 2 and 3) be filed with the state of domicile and the NAIC by April 1? | NO |
| 32. Will the regulator only (non-public) Supplemental Health Care Exhibit's Expense Allocation Report be filed with the state of domicile and the NAIC by April 1? | NO |
| 33. Will the Cybersecurity and Identity Theft Insurance Coverage Supplement be filed with the state of domicile and the NAIC by April 1? | NO |
| 34. Will the Life, Health & Annuity Guaranty Association Assessable Premium Exhibit - Parts 1 and 2 be filed with the state of domicile and the NAIC by April 1? | NO |
| 35. Will the Private Flood Insurance Supplement be filed with the state of domicile and the NAIC by April 1? | NO |
| 36. Will the Mortgage Guaranty Insurance Exhibit be filed with the state of domicile and the NAIC by April 1? | NO |

AUGUST FILING

- | | |
|--|-----|
| 37. Will Management's Report of Internal Control Over Financial Reporting be filed with the state of domicile by August 1? | YES |
|--|-----|

Explanations:

11. The data for this supplement is not required to be filed
12. The data for this supplement is not required to be filed
13. The data for this supplement is not required to be filed
14. The data for this supplement is not required to be filed
15. The data for this supplement is not required to be filed
16. The data for this supplement is not required to be filed
18. The data for this supplement is not required to be filed
22. The data for this supplement is not required to be filed
23. The data for this supplement is not required to be filed
24. The data for this supplement is not required to be filed
25. The data for this supplement is not required to be filed
26. The data for this supplement is not required to be filed
27. The data for this supplement is not required to be filed
28. The data for this supplement is not required to be filed
29. The data for this supplement is not required to be filed
30. The data for this supplement is not required to be filed
31. The data for this supplement is not required to be filed
32. The data for this supplement is not required to be filed
33. The data for this supplement is not required to be filed
34. The data for this supplement is not required to be filed
35. The data for this supplement is not required to be filed
36. The data for this supplement is not required to be filed

Bar Codes:

11. SIS Stockholder Information Supplement [Document Identifier 420]



12. Financial Guaranty Insurance Exhibit [Document Identifier 240]



13. Medicare Supplement Insurance Experience Exhibit [Document Identifier 360]



14. Supplement A to Schedule T [Document Identifier 455]



15. Trusteed Surplus Statement [Document Identifier 490]

















16. Premiums Attributed to Protected Cells Exhibit [Document Identifier 385]



18. Medicare Part D Coverage Supplement [Document Identifier 365]



ANNUAL STATEMENT FOR THE YEAR 2021 OF THE Safe Auto Value Insurance Company
SUPPLEMENTAL EXHIBITS AND SCHEDULES INTERROGATORIES

- 22. Bail Bond Supplement [Document Identifier 500] 
- 23. Director and Officer Insurance Coverage Supplement [Document Identifier 505] 
- 24. Relief from the five-year rotation requirement for lead audit partner [Document Identifier 224] 
- 25. Relief from the one-year cooling off period for independent CPA [Document Identifier 225] 
- 26. Relief from the Requirements for Audit Committees [Document Identifier 226] 
- 27. Reinsurance Counterparty Reporting Exception – Asbestos and Pollution Contracts [Document Identifier 555] 
- 28. Credit Insurance Experience Exhibit [Document Identifier 230] 
- 29. Long-Term Care Experience Reporting Forms [Document Identifier 306] 
- 30. Accident and Health Policy Experience Exhibit [Document Identifier 210] 
- 31. Supplemental Health Care Exhibit (Parts 1, 2 and 3) [Document Identifier 216] 
- 32. Supplemental Health Care Exhibit's Expense Allocation Report [Document Identifier 217] 
- 33. Cybersecurity and Identity Theft Insurance Coverage Supplement [Document Identifier 550] 
- 34. Life, Health & Annuity Guaranty Association Assessable Premium Exhibit - Parts 1 and 2 [Document Identifier 290] 
- 35. Private Flood Insurance Supplement [Document Identifier 560] 
- 36. Will the Mortgage Guaranty Insurance Exhibit [Document Identifier 565] 

OVERFLOW PAGE FOR WRITE-INS

