



PROPERTY AND CASUALTY COMPANIES - ASSOCIATION EDITION

ANNUAL STATEMENT
FOR THE YEAR ENDED DECEMBER 31, 2021
OF THE CONDITION AND AFFAIRS OF THE
MOTORISTS MUTUAL INSURANCE COMPANY

NAIC Group Code 0291 0291 NAIC Company Code 14621 Employer's ID Number 31-4259550
(Current) (Prior)

Organized under the Laws of Ohio, State of Domicile or Port of Entry OH
Country of Domicile United States of America

Incorporated/Organized 11/08/1928 Commenced Business 11/27/1928

Statutory Home Office 471 EAST BROAD STREET COLUMBUS, OH, US 43215
(Street and Number) (City or Town, State, Country and Zip Code)

Main Administrative Office 471 EAST BROAD STREET
(Street and Number)
COLUMBUS, OH, US 43215 614-225-8211
(City or Town, State, Country and Zip Code) (Area Code) (Telephone Number)

Mail Address 471 EAST BROAD STREET COLUMBUS, OH, US 43215
(Street and Number or P.O. Box) (City or Town, State, Country and Zip Code)

Primary Location of Books and Records 471 EAST BROAD STREET
(Street and Number)
COLUMBUS, OH, US 43215 614-225-8211
(City or Town, State, Country and Zip Code) (Area Code) (Telephone Number)

Internet Website Address ENCOVA.COM

Statutory Statement Contact AMY E KUHLMAN 614-225-8285
(Name) (Area Code) (Telephone Number)
ACCOUNTING@ENCOVA.COM 614-225-8330
(E-mail Address) (FAX Number)

OFFICERS

PRESIDENT & CHIEF EXECUTIVE OFFICER THOMAS JOSEPH OBROKTA JR. TREASURER JAMES CHRISTOPHER HOWAT
SECRETARY MARCHELLE ELAINE MOORE

OTHER

GREGORY ARTHUR BURTON JOHN CHRISTOPHER KESSLER TERESA MARIE KING
ANTHONY LASKA WILLIAM JOSEPH MCGEE JR. MARCHELLE ELAINE MOORE
MARK LAURENCE PEACOCK

DIRECTORS OR TRUSTEES

JEFFREY LEIGH BENINTENDI GRADY BRENDAN CAMPBELL JAMES CHRISTOPHER HOWAT
THOMAS JOSEPH OBROKTA JR. MATTHEW CARL WILCOX

State of OH SS
County of FRANKLIN

The officers of this reporting entity being duly sworn, each depose and say that they are the described officers of said reporting entity, and that on the reporting period stated above, all of the herein described assets were the absolute property of the said reporting entity, free and clear from any liens or claims thereon, except as herein stated, and that this statement, together with related exhibits, schedules and explanations therein contained, annexed or referred to, is a full and true statement of all the assets and liabilities and of the condition and affairs of the said reporting entity as of the reporting period stated above, and of its income and deductions therefrom for the period ended, and have been completed in accordance with the NAIC Annual Statement Instructions and Accounting Practices and Procedures manual except to the extent that: (1) state law may differ, or, (2) that state rules or regulations require differences in reporting not related to accounting practices and procedures, according to the best of their information, knowledge and belief, respectively. Furthermore, the scope of this attestation by the described officers also includes the related corresponding electronic filing with the NAIC, when required, that is an exact copy (except for formatting differences due to electronic filing) of the enclosed statement. The electronic filing may be requested by various regulators in lieu of or in addition to the enclosed statement.

Thomas Joseph Obrokta Jr. Marchelle Elaine Moore James Christopher Howat
THOMAS JOSEPH OBROKTA JR. MARCHELLE ELAINE MOORE JAMES CHRISTOPHER HOWAT
PRESIDENT & CHIEF EXECUTIVE OFFICER SECRETARY TREASURER

Subscribed and sworn to before me this 10th day of February 2022

Deborah Dailey

- a. Is this an original filing? Yes [X] No []
b. If no,
1. State the amendment number _____
2. Date filed _____
3. Number of pages attached _____



Deborah Dailey
Notary Public, State of Ohio
My Commission Expires 11-26-22



ANNUAL STATEMENT FOR THE YEAR 2021 OF THE MOTORISTS MUTUAL INSURANCE COMPANY

EXHIBIT OF PREMIUMS AND LOSSES (Statutory Page 14)

NAIC Group Code 0291

BUSINESS IN THE STATE OF Alabama

DURING THE YEAR 2021

NAIC Company Code 14621

Line of Business	Gross Premiums, Including Policy and Membership Fees, Less Return Premiums and Premiums on Policies not Taken		3 Dividends Paid or Credited to Policyholders on Direct Business	4 Direct Unearned Premium Reserves	5 Direct Losses Paid (deducting salvage)	6 Direct Losses Incurred	7 Direct Losses Unpaid	8 Direct Defense and Cost Containment Expense Paid	9 Direct Defense and Cost Containment Expense Incurred	10 Direct Defense and Cost Containment Expense Unpaid	11 Commissions and Brokerage Expenses	12 Taxes, Licenses and Fees
	1 Direct Premiums Written	2 Direct Premiums Earned										
1. Fire												2
2.1 Allied lines												3
2.2 Multiple peril crop												
2.3 Federal flood												
2.4 Private crop												
2.5 Private flood												
3. Farmowners multiple peril												
4. Homeowners multiple peril												119
5.1 Commercial multiple peril (non-liability portion)												
5.2 Commercial multiple peril (liability portion)												
6. Mortgage guaranty												
8. Ocean marine												0
9. Inland marine												3
10. Financial guaranty												
11. Medical professional liability												
12. Earthquake												1
13. Group accident and health (b)												
14. Credit accident and health (group and individual)												
15.1 Collectively renewable accident and health (b)												
15.2 Non-cancelable accident and health(b)												
15.3 Guaranteed renewable accident and health(b)												
15.4 Non-renewable for stated reasons only (b)												
15.5 Other accident only												
15.6 Medicare Title XVIII exempt from state taxes or fees												
15.7 All other accident and health (b)												
15.8 Federal employees health benefits plan premium (b)												
16. Workers' compensation												
17.1 Other Liability - occurrence												3
17.2 Other Liability - claims made												
17.3 Excess workers' compensation												
18. Products liability												
19.1 Private passenger auto no-fault (personal injury protection)												2
19.2 Other private passenger auto liability												.86
19.3 Commercial auto no-fault (personal injury protection)												
19.4 Other commercial auto liability												
21.1 Private passenger auto physical damage												.80
21.2 Commercial auto physical damage												
22. Aircraft (all perils)												
23. Fidelity												
24. Surety												
26. Burglary and theft												
27. Boiler and machinery												
28. Credit												
29. International												
30. Warranty												
34. Aggregate write-ins for other lines of business	.0	.0	.0	.0	.0	.0	.0	.0	.0	.0	.0	.0
35. TOTALS (a)	0	0	0	0	0	0	0	0	0	0	0	300
DETAILS OF WRITE-INS												
3401.												
3402.												
3403.												
3498. Summary of remaining write-ins for Line 34 from overflow page	.0	.0	.0	.0	.0	.0	.0	.0	.0	.0	.0	.0
3499. Totals (Lines 3401 thru 3403 plus 3498)(Line 34 above)	0	0	0	0	0	0	0	0	0	0	0	0

(a) Finance and service charges not included in Lines 1 to 35 \$

(b) For health business on indicated lines report: Number of persons insured under PPO managed care products and number of persons insured under indemnity only products

19.AL



ANNUAL STATEMENT FOR THE YEAR 2021 OF THE MOTORISTS MUTUAL INSURANCE COMPANY

EXHIBIT OF PREMIUMS AND LOSSES (Statutory Page 14)

NAIC Group Code 0291

BUSINESS IN THE STATE OF California

DURING THE YEAR 2021

NAIC Company Code 14621

Line of Business	Gross Premiums, Including Policy and Membership Fees, Less Return Premiums and Premiums on Policies not Taken		3 Dividends Paid or Credited to Policyholders on Direct Business	4 Direct Unearned Premium Reserves	5 Direct Losses Paid (deducting salvage)	6 Direct Losses Incurred	7 Direct Losses Unpaid	8 Direct Defense and Cost Containment Expense Paid	9 Direct Defense and Cost Containment Expense Incurred	10 Direct Defense and Cost Containment Expense Unpaid	11 Commissions and Brokerage Expenses	12 Taxes, Licenses and Fees
	1 Direct Premiums Written	2 Direct Premiums Earned										
1. Fire88
2.1 Allied lines												115
2.2 Multiple peril crop												
2.3 Federal flood												
2.4 Private crop												
2.5 Private flood												
3. Farmowners multiple peril												
4. Homeowners multiple peril												4,684
5.1 Commercial multiple peril (non-liability portion)												
5.2 Commercial multiple peril (liability portion)												
6. Mortgage guaranty												
8. Ocean marine10
9. Inland marine												103
10. Financial guaranty												
11. Medical professional liability												
12. Earthquake47
13. Group accident and health (b)												
14. Credit accident and health (group and individual)												
15.1 Collectively renewable accident and health (b)												
15.2 Non-cancelable accident and health(b)												
15.3 Guaranteed renewable accident and health(b)												
15.4 Non-renewable for stated reasons only (b)												
15.5 Other accident only												
15.6 Medicare Title XVIII exempt from state taxes or fees												
15.7 All other accident and health (b)												
15.8 Federal employees health benefits plan premium (b)												
16. Workers' compensation												
17.1 Other Liability - occurrence												118
17.2 Other Liability - claims made												
17.3 Excess workers' compensation												
18. Products liability												
19.1 Private passenger auto no-fault (personal injury protection)93
19.2 Other private passenger auto liability												3,358
19.3 Commercial auto no-fault (personal injury protection)												
19.4 Other commercial auto liability												0
21.1 Private passenger auto physical damage												3,148
21.2 Commercial auto physical damage												
22. Aircraft (all perils)												
23. Fidelity												
24. Surety												
26. Burglary and theft												
27. Boiler and machinery												
28. Credit												
29. International												
30. Warranty												
34. Aggregate write-ins for other lines of business0	.0	.0	.0	.0	.0	.0	.0	.0	.0	.0	.0
35. TOTALS (a)	0	0	0	0	0	0	0	0	0	0	0	11,764
DETAILS OF WRITE-INS												
3401.												
3402.												
3403.												
3498. Summary of remaining write-ins for Line 34 from overflow page0	.0	.0	.0	.0	.0	.0	.0	.0	.0	.0	.0
3499. Totals (Lines 3401 thru 3403 plus 3498)(Line 34 above)	0	0	0	0	0	0	0	0	0	0	0	0

(a) Finance and service charges not included in Lines 1 to 35 \$

(b) For health business on indicated lines report: Number of persons insured under PPO managed care products and number of persons insured under indemnity only products



ANNUAL STATEMENT FOR THE YEAR 2021 OF THE MOTORISTS MUTUAL INSURANCE COMPANY

EXHIBIT OF PREMIUMS AND LOSSES (Statutory Page 14)

NAIC Group Code 0291

BUSINESS IN THE STATE OF Connecticut

DURING THE YEAR 2021

NAIC Company Code 14621

Line of Business	Gross Premiums, Including Policy and Membership Fees, Less Return Premiums and Premiums on Policies not Taken		3 Dividends Paid or Credited to Policyholders on Direct Business	4 Direct Unearned Premium Reserves	5 Direct Losses Paid (deducting salvage)	6 Direct Losses Incurred	7 Direct Losses Unpaid	8 Direct Defense and Cost Containment Expense Paid	9 Direct Defense and Cost Containment Expense Incurred	10 Direct Defense and Cost Containment Expense Unpaid	11 Commissions and Brokerage Expenses	12 Taxes, Licenses and Fees
	1 Direct Premiums Written	2 Direct Premiums Earned										
1. Fire												2
2.1 Allied lines												2
2.2 Multiple peril crop												
2.3 Federal flood												
2.4 Private crop												
2.5 Private flood												
3. Farmowners multiple peril												
4. Homeowners multiple peril												.86
5.1 Commercial multiple peril (non-liability portion)												
5.2 Commercial multiple peril (liability portion)												
6. Mortgage guaranty												
8. Ocean marine												0
9. Inland marine												2
10. Financial guaranty												
11. Medical professional liability												
12. Earthquake												1
13. Group accident and health (b)												
14. Credit accident and health (group and individual)												
15.1 Collectively renewable accident and health (b)												
15.2 Non-cancelable accident and health(b)												
15.3 Guaranteed renewable accident and health(b)												
15.4 Non-renewable for stated reasons only (b)												
15.5 Other accident only												
15.6 Medicare Title XVIII exempt from state taxes or fees												
15.7 All other accident and health (b)												
15.8 Federal employees health benefits plan premium (b)												
16. Workers' compensation												
17.1 Other Liability - occurrence												2
17.2 Other Liability - claims made												
17.3 Excess workers' compensation												
18. Products liability												
19.1 Private passenger auto no-fault (personal injury protection)												2
19.2 Other private passenger auto liability												.61
19.3 Commercial auto no-fault (personal injury protection)												
19.4 Other commercial auto liability												
21.1 Private passenger auto physical damage												.58
21.2 Commercial auto physical damage												
22. Aircraft (all perils)												
23. Fidelity												
24. Surety												
26. Burglary and theft												
27. Boiler and machinery												
28. Credit												
29. International												
30. Warranty												
34. Aggregate write-ins for other lines of business	.0	.0	.0	.0	.0	.0	.0	.0	.0	.0	.0	.0
35. TOTALS (a)	0	0	0	0	0	0	0	0	0	0	0	215
DETAILS OF WRITE-INS												
3401.												
3402.												
3403.												
3498. Summary of remaining write-ins for Line 34 from overflow page	.0	.0	.0	.0	.0	.0	.0	.0	.0	.0	.0	.0
3499. Totals (Lines 3401 thru 3403 plus 3498)(Line 34 above)	0	0	0	0	0	0	0	0	0	0	0	0

(a) Finance and service charges not included in Lines 1 to 35 \$

(b) For health business on indicated lines report: Number of persons insured under PPO managed care products and number of persons insured under indemnity only products

19 CT



ANNUAL STATEMENT FOR THE YEAR 2021 OF THE MOTORISTS MUTUAL INSURANCE COMPANY

EXHIBIT OF PREMIUMS AND LOSSES (Statutory Page 14)

NAIC Group Code 0291

BUSINESS IN THE STATE OF Delaware

DURING THE YEAR 2021

NAIC Company Code 14621

Line of Business	Gross Premiums, Including Policy and Membership Fees, Less Return Premiums and Premiums on Policies not Taken		3 Dividends Paid or Credited to Policyholders on Direct Business	4 Direct Unearned Premium Reserves	5 Direct Losses Paid (deducting salvage)	6 Direct Losses Incurred	7 Direct Losses Unpaid	8 Direct Defense and Cost Containment Expense Paid	9 Direct Defense and Cost Containment Expense Incurred	10 Direct Defense and Cost Containment Expense Unpaid	11 Commissions and Brokerage Expenses	12 Taxes, Licenses and Fees
	1 Direct Premiums Written	2 Direct Premiums Earned										
1. Fire												4
2.1 Allied lines												5
2.2 Multiple peril crop												
2.3 Federal flood												
2.4 Private crop												
2.5 Private flood												
3. Farmowners multiple peril												
4. Homeowners multiple peril												210
5.1 Commercial multiple peril (non-liability portion)												
5.2 Commercial multiple peril (liability portion)												
6. Mortgage guaranty												
8. Ocean marine												0
9. Inland marine												5
10. Financial guaranty												
11. Medical professional liability												
12. Earthquake												2
13. Group accident and health (b)												
14. Credit accident and health (group and individual)												
15.1 Collectively renewable accident and health (b)												
15.2 Non-cancelable accident and health(b)												
15.3 Guaranteed renewable accident and health(b)												
15.4 Non-renewable for stated reasons only (b)												
15.5 Other accident only												
15.6 Medicare Title XVIII exempt from state taxes or fees												
15.7 All other accident and health (b)												
15.8 Federal employees health benefits plan premium (b)												
16. Workers' compensation												
17.1 Other Liability - occurrence												5
17.2 Other Liability - claims made												
17.3 Excess workers' compensation												
18. Products liability												
19.1 Private passenger auto no-fault (personal injury protection)												4
19.2 Other private passenger auto liability												150
19.3 Commercial auto no-fault (personal injury protection)												
19.4 Other commercial auto liability												
21.1 Private passenger auto physical damage												141
21.2 Commercial auto physical damage												
22. Aircraft (all perils)												
23. Fidelity												
24. Surety												
26. Burglary and theft												
27. Boiler and machinery												
28. Credit												
29. International												
30. Warranty												
34. Aggregate write-ins for other lines of business	0	0	0	0	0	0	0	0	0	0	0	0
35. TOTALS (a)	0	0	0	0	0	0	0	0	0	0	0	526
DETAILS OF WRITE-INS												
3401.												
3402.												
3403.												
3498. Summary of remaining write-ins for Line 34 from overflow page	0	0	0	0	0	0	0	0	0	0	0	0
3499. Totals (Lines 3401 thru 3403 plus 3498)(Line 34 above)	0	0	0	0	0	0	0	0	0	0	0	0

(a) Finance and service charges not included in Lines 1 to 35 \$

(b) For health business on indicated lines report: Number of persons insured under PPO managed care products and number of persons insured under indemnity only products

19,DE



ANNUAL STATEMENT FOR THE YEAR 2021 OF THE MOTORISTS MUTUAL INSURANCE COMPANY

EXHIBIT OF PREMIUMS AND LOSSES (Statutory Page 14)

NAIC Group Code 0291

BUSINESS IN THE STATE OF Georgia

DURING THE YEAR 2021

NAIC Company Code 14621

Line of Business	Gross Premiums, Including Policy and Membership Fees, Less Return Premiums and Premiums on Policies not Taken		3 Dividends Paid or Credited to Policyholders on Direct Business	4 Direct Unearned Premium Reserves	5 Direct Losses Paid (deducting salvage)	6 Direct Losses Incurred	7 Direct Losses Unpaid	8 Direct Defense and Cost Containment Expense Paid	9 Direct Defense and Cost Containment Expense Incurred	10 Direct Defense and Cost Containment Expense Unpaid	11 Commissions and Brokerage Expenses	12 Taxes, Licenses and Fees
	1 Direct Premiums Written	2 Direct Premiums Earned										
1. Fire												5
2.1 Allied lines												7
2.2 Multiple peril crop												
2.3 Federal flood												
2.4 Private crop												
2.5 Private flood												
3. Farmowners multiple peril												
4. Homeowners multiple peril												283
5.1 Commercial multiple peril (non-liability portion)												
5.2 Commercial multiple peril (liability portion)												
6. Mortgage guaranty												
8. Ocean marine												1
9. Inland marine												6
10. Financial guaranty												
11. Medical professional liability												
12. Earthquake												3
13. Group accident and health (b)												
14. Credit accident and health (group and individual)												
15.1 Collectively renewable accident and health (b)												
15.2 Non-cancelable accident and health(b)												
15.3 Guaranteed renewable accident and health(b)												
15.4 Non-renewable for stated reasons only (b)												
15.5 Other accident only												
15.6 Medicare Title XVIII exempt from state taxes or fees												
15.7 All other accident and health (b)												
15.8 Federal employees health benefits plan premium (b)												
16. Workers' compensation												0
17.1 Other Liability - occurrence												7
17.2 Other Liability - claims made												
17.3 Excess workers' compensation												
18. Products liability												
19.1 Private passenger auto no-fault (personal injury protection)												6
19.2 Other private passenger auto liability												203
19.3 Commercial auto no-fault (personal injury protection)												
19.4 Other commercial auto liability												0
21.1 Private passenger auto physical damage												190
21.2 Commercial auto physical damage												
22. Aircraft (all perils)												
23. Fidelity												
24. Surety												
26. Burglary and theft												
27. Boiler and machinery												
28. Credit												
29. International												
30. Warranty												
34. Aggregate write-ins for other lines of business	0	0	0	0	0	0	0	0	0	0	0	0
35. TOTALS (a)	0	0	0	0	0	0	0	0	0	0	0	711
DETAILS OF WRITE-INS												
3401.												
3402.												
3403.												
3498. Summary of remaining write-ins for Line 34 from overflow page	0	0	0	0	0	0	0	0	0	0	0	0
3499. Totals (Lines 3401 thru 3403 plus 3498)(Line 34 above)	0	0	0	0	0	0	0	0	0	0	0	0

(a) Finance and service charges not included in Lines 1 to 35 \$

(b) For health business on indicated lines report: Number of persons insured under PPO managed care products and number of persons insured under indemnity only products

19 GA



ANNUAL STATEMENT FOR THE YEAR 2021 OF THE MOTORISTS MUTUAL INSURANCE COMPANY

EXHIBIT OF PREMIUMS AND LOSSES (Statutory Page 14)

NAIC Group Code 0291

BUSINESS IN THE STATE OF Illinois

DURING THE YEAR 2021

NAIC Company Code 14621

Line of Business	Gross Premiums, Including Policy and Membership Fees, Less Return Premiums and Premiums on Policies not Taken		3 Dividends Paid or Credited to Policyholders on Direct Business	4 Direct Unearned Premium Reserves	5 Direct Losses Paid (deducting salvage)	6 Direct Losses Incurred	7 Direct Losses Unpaid	8 Direct Defense and Cost Containment Expense Paid	9 Direct Defense and Cost Containment Expense Incurred	10 Direct Defense and Cost Containment Expense Unpaid	11 Commissions and Brokerage Expenses	12 Taxes, Licenses and Fees
	1 Direct Premiums Written	2 Direct Premiums Earned										
1. Fire												175
2.1 Allied lines												229
2.2 Multiple peril crop												
2.3 Federal flood												
2.4 Private crop												
2.5 Private flood												
3. Farmowners multiple peril												
4. Homeowners multiple peril												9,351
5.1 Commercial multiple peril (non-liability portion)												
5.2 Commercial multiple peril (liability portion)												
6. Mortgage guaranty												
8. Ocean marine												20
9. Inland marine												205
10. Financial guaranty												
11. Medical professional liability												
12. Earthquake												94
13. Group accident and health (b)												
14. Credit accident and health (group and individual)												
15.1 Collectively renewable accident and health (b)												
15.2 Non-cancelable accident and health(b)												
15.3 Guaranteed renewable accident and health(b)												
15.4 Non-renewable for stated reasons only (b)												
15.5 Other accident only												
15.6 Medicare Title XVIII exempt from state taxes or fees												
15.7 All other accident and health (b)												
15.8 Federal employees health benefits plan premium (b)												
16. Workers' compensation												
17.1 Other Liability - occurrence												235
17.2 Other Liability - claims made												
17.3 Excess workers' compensation												
18. Products liability												
19.1 Private passenger auto no-fault (personal injury protection)												186
19.2 Other private passenger auto liability												6,704
19.3 Commercial auto no-fault (personal injury protection)												
19.4 Other commercial auto liability												
21.1 Private passenger auto physical damage												6,283
21.2 Commercial auto physical damage												
22. Aircraft (all perils)												
23. Fidelity												
24. Surety												
26. Burglary and theft												
27. Boiler and machinery												
28. Credit												
29. International												
30. Warranty												
34. Aggregate write-ins for other lines of business	0	0	0	0	0	0	0	0	0	0	0	0
35. TOTALS (a)	0	0	0	0	0	0	0	0	0	0	0	23,482
DETAILS OF WRITE-INS												
3401.												
3402.												
3403.												
3498. Summary of remaining write-ins for Line 34 from overflow page	0	0	0	0	0	0	0	0	0	0	0	0
3499. Totals (Lines 3401 thru 3403 plus 3498)(Line 34 above)	0	0	0	0	0	0	0	0	0	0	0	0

(a) Finance and service charges not included in Lines 1 to 35 \$

(b) For health business on indicated lines report: Number of persons insured under PPO managed care products and number of persons insured under indemnity only products

19.1L



ANNUAL STATEMENT FOR THE YEAR 2021 OF THE MOTORISTS MUTUAL INSURANCE COMPANY
EXHIBIT OF PREMIUMS AND LOSSES (Statutory Page 14)

NAIC Group Code 0291

BUSINESS IN THE STATE OF Indiana

DURING THE YEAR 2021

NAIC Company Code 14621

Line of Business	Gross Premiums, Including Policy and Membership Fees, Less Return Premiums and Premiums on Policies not Taken		3 Dividends Paid or Credited to Policyholders on Direct Business	4 Direct Unearned Premium Reserves	5 Direct Losses Paid (deducting salvage)	6 Direct Losses Incurred	7 Direct Losses Unpaid	8 Direct Defense and Cost Containment Expense Paid	9 Direct Defense and Cost Containment Expense Incurred	10 Direct Defense and Cost Containment Expense Unpaid	11 Commissions and Brokerage Expenses	12 Taxes, Licenses and Fees
	1 Direct Premiums Written	2 Direct Premiums Earned										
1. Fire	41,385	45,165		19,036		(400)	1,100		17	17	7,434	934
2.1 Allied lines	48,766	53,370		22,694	25,177	23,905	4,269		55	55	9,699	1,220
2.2 Multiple peril crop												
2.3 Federal flood												
2.4 Private crop												
2.5 Private flood												
3. Farmowners multiple peril												
4. Homeowners multiple peril	2,535,014	2,658,570		1,323,718	1,154,368	1,027,403	263,626	34,413	34,184	11,370	401,841	49,817
5.1 Commercial multiple peril (non-liability portion)		268			(36,461)	(128,833)	411,949	14,338	4,854	16,219		
5.2 Commercial multiple peril (liability portion)					169,990	152,190	180,100	140,374	143,259	7,985		
6. Mortgage guaranty												
8. Ocean marine	1,818	1,959		801		(100)					868	109
9. Inland marine	72,720	78,816		36,217	(5,093)	(14,593)	9,800		79	179	8,935	1,093
10. Financial guaranty												
11. Medical professional liability											4,105	500
12. Earthquake	39,829	42,520		19,640								
13. Group accident and health (b)												
14. Credit accident and health (group and individual)												
15.1 Collectively renewable accident and health (b)												
15.2 Non-cancelable accident and health(b)												
15.3 Guaranteed renewable accident and health(b)												
15.4 Non-renewable for stated reasons only (b)												
15.5 Other accident only												
15.6 Medicare Title XVIII exempt from state taxes or fees												
15.7 All other accident and health (b)												
15.8 Federal employees health benefits plan premium (b)												
16. Workers' compensation	129,448	129,645		26,365	485,139	(61,787)	4,067,933	24,724	(66,350)	83,427	251	2,136
17.1 Other Liability - occurrence	110,631	116,261			1,208,800	(1,728,218)	3,800,258	585,958	(250,658)	1,083,185	10,853	2,006
17.2 Other Liability - claims made												
17.3 Excess workers' compensation												
18. Products liability	(1,000)	(1,000)			9,250	(125,050)	1,009,400	36,173	(55,985)	94,240		
19.1 Private passenger auto no-fault (personal injury protection)											7,653	989
19.2 Other private passenger auto liability	1,639,096	1,733,753		508,986	1,042,371	997,640	1,134,576	61,990	19,342	117,656	287,401	35,715
19.3 Commercial auto no-fault (personal injury protection)												
19.4 Other commercial auto liability	(9,000)	(8,767)			685,223	(121,182)	4,865,274	380,794	32,862	368,069		
21.1 Private passenger auto physical damage	1,528,826	1,613,444		468,904	606,193	609,607	56,438		68	468	269,139	33,474
21.2 Commercial auto physical damage		106			(46,763)	(49,363)	11,096		(792)	208		
22. Aircraft (all perils)												
23. Fidelity												
24. Surety												
26. Burglary and theft						(200)						
27. Boiler and machinery		14										
28. Credit												
29. International												
30. Warranty												
34. Aggregate write-ins for other lines of business	0	0	0	0	0	0	0	0	0	0	0	0
35. TOTALS (a)	6,137,532	6,464,124	0	2,426,362	5,298,195	581,020	15,815,819	1,278,764	(139,065)	1,783,078	1,008,178	127,992
DETAILS OF WRITE-INS												
3401.												
3402.												
3403.												
3498. Summary of remaining write-ins for Line 34 from overflow page	0	0	0	0	0	0	0	0	0	0	0	0
3499. Totals (Lines 3401 thru 3403 plus 3498)(Line 34 above)	0	0	0	0	0	0	0	0	0	0	0	0

(a) Finance and service charges not included in Lines 1 to 35 \$ 37,249

(b) For health business on indicated lines report: Number of persons insured under PPO managed care products and number of persons insured under indemnity only products

19 IN



ANNUAL STATEMENT FOR THE YEAR 2021 OF THE MOTORISTS MUTUAL INSURANCE COMPANY

EXHIBIT OF PREMIUMS AND LOSSES (Statutory Page 14)

NAIC Group Code 0291

BUSINESS IN THE STATE OF Iowa

DURING THE YEAR 2021

NAIC Company Code 14621

Line of Business	Gross Premiums, Including Policy and Membership Fees, Less Return Premiums and Premiums on Policies not Taken		3 Dividends Paid or Credited to Policyholders on Direct Business	4 Direct Unearned Premium Reserves	5 Direct Losses Paid (deducting salvage)	6 Direct Losses Incurred	7 Direct Losses Unpaid	8 Direct Defense and Cost Containment Expense Paid	9 Direct Defense and Cost Containment Expense Incurred	10 Direct Defense and Cost Containment Expense Unpaid	11 Commissions and Brokerage Expenses	12 Taxes, Licenses and Fees
	1 Direct Premiums Written	2 Direct Premiums Earned										
1. Fire											19	134
2.1 Allied lines											24	175
2.2 Multiple peril crop												
2.3 Federal flood												
2.4 Private crop												
2.5 Private flood												
3. Farmowners multiple peril												
4. Homeowners multiple peril											996	7,136
5.1 Commercial multiple peril (non-liability portion)												
5.2 Commercial multiple peril (liability portion)												
6. Mortgage guaranty												
8. Ocean marine											2	16
9. Inland marine											22	157
10. Financial guaranty												
11. Medical professional liability												
12. Earthquake											10	72
13. Group accident and health (b)												
14. Credit accident and health (group and individual)												
15.1 Collectively renewable accident and health (b)												
15.2 Non-cancelable accident and health(b)												
15.3 Guaranteed renewable accident and health(b)												
15.4 Non-renewable for stated reasons only (b)												
15.5 Other accident only												
15.6 Medicare Title XVIII exempt from state taxes or fees												
15.7 All other accident and health (b)												
15.8 Federal employees health benefits plan premium (b)												
16. Workers' compensation												
17.1 Other Liability - occurrence											25	180
17.2 Other Liability - claims made												
17.3 Excess workers' compensation												
18. Products liability												
19.1 Private passenger auto no-fault (personal injury protection)											20	142
19.2 Other private passenger auto liability											714	5,116
19.3 Commercial auto no-fault (personal injury protection)												
19.4 Other commercial auto liability												
21.1 Private passenger auto physical damage											669	4,795
21.2 Commercial auto physical damage												
22. Aircraft (all perils)												
23. Fidelity												
24. Surety												
26. Burglary and theft												
27. Boiler and machinery												
28. Credit												
29. International												
30. Warranty												
34. Aggregate write-ins for other lines of business	0	0	0	0	0	0	0	0	0	0	0	0
35. TOTALS (a)	0	0	0	0	0	0	0	0	0	0	2,500	17,920
DETAILS OF WRITE-INS												
3401.												
3402.												
3403.												
3498. Summary of remaining write-ins for Line 34 from overflow page	0	0	0	0	0	0	0	0	0	0	0	0
3499. Totals (Lines 3401 thru 3403 plus 3498)(Line 34 above)	0	0	0	0	0	0	0	0	0	0	0	0

(a) Finance and service charges not included in Lines 1 to 35 \$

(b) For health business on indicated lines report: Number of persons insured under PPO managed care products and number of persons insured under indemnity only products

191A



ANNUAL STATEMENT FOR THE YEAR 2021 OF THE MOTORISTS MUTUAL INSURANCE COMPANY
EXHIBIT OF PREMIUMS AND LOSSES (Statutory Page 14)

NAIC Group Code 0291

BUSINESS IN THE STATE OF Kentucky

DURING THE YEAR 2021

NAIC Company Code 14621

Line of Business	Gross Premiums, Including Policy and Membership Fees, Less Return Premiums and Premiums on Policies not Taken		3 Dividends Paid or Credited to Policyholders on Direct Business	4 Direct Unearned Premium Reserves	5 Direct Losses Paid (deducting salvage)	6 Direct Losses Incurred	7 Direct Losses Unpaid	8 Direct Defense and Cost Containment Expense Paid	9 Direct Defense and Cost Containment Expense Incurred	10 Direct Defense and Cost Containment Expense Unpaid	11 Commissions and Brokerage Expenses	12 Taxes, Licenses and Fees
	1 Direct Premiums Written	2 Direct Premiums Earned										
1. Fire	104,456	117,133		54,340	144,098	143,198	2,900		281	281	15,170	2,809
2.1 Allied lines	133,011	146,645		68,838	83,795	85,003	10,309		132	132	19,757	3,672
2.2 Multiple peril crop												
2.3 Federal flood												
2.4 Private crop												
2.5 Private flood												
3. Farmowners multiple peril												
4. Homeowners multiple peril	4,559,141	4,843,170		2,348,980	1,782,078	2,483,450	1,415,286	8,291	(7,340)	20,068	800,534	149,891
5.1 Commercial multiple peril (non-liability portion)					647,465	623,155	91,125	21,999	8,644	3,043		
5.2 Commercial multiple peril (liability portion)						(1,300)	10,200	3,864	2,442	79		
6. Mortgage guaranty												
8. Ocean marine	102,004	110,270		54,888	22,988	15,588	2,600		128	128	2,115	327
9. Inland marine	73,920	82,370		36,664	7,534	34	6,002		(602)	299	17,449	3,288
10. Financial guaranty												
11. Medical professional liability												
12. Earthquake	162,503	179,674		84,371							9,919	1,504
13. Group accident and health (b)												
14. Credit accident and health (group and individual)												
15.1 Collectively renewable accident and health (b)												
15.2 Non-cancelable accident and health(b)												
15.3 Guaranteed renewable accident and health(b)												
15.4 Non-renewable for stated reasons only (b)												
15.5 Other accident only												
15.6 Medicare Title XVIII exempt from state taxes or fees												
15.7 All other accident and health (b)												
15.8 Federal employees health benefits plan premium (b)												
16. Workers' compensation	16,062	16,062			388,484	743,611	2,613,984	33,952	11,936	30,782	90	
17.1 Other Liability - occurrence	74,335	80,034		37,707	5,105,975	(246,653)	6,467,202	670,284	(271,894)	1,804,824	21,234	3,311
17.2 Other Liability - claims made												
17.3 Excess workers' compensation												
18. Products liability	(1,000)	(1,000)			7,940	(16,061)	276,800	488,784	424,999	48,313		
19.1 Private passenger auto no-fault (personal injury protection)	583,154	656,883		224,758	364,970	301,733	220,547	8,977	(4,369)	40,356	21,272	2,976
19.2 Other private passenger auto liability	3,125,312	3,481,521		1,211,391	2,059,572	1,923,842	3,032,330	182,967	129,584	294,514	573,229	107,461
19.3 Commercial auto no-fault (personal injury protection)					14,447	(23,421)	6,531	377	(21,310)	4,812		
19.4 Other commercial auto liability	(19,000)	(19,000)			4,191,237	(1,820,621)	8,268,422	487,074	(251,716)	952,510		
21.1 Private passenger auto physical damage	2,303,432	2,545,413		890,149	1,248,177	1,167,754	91,258	1,443	1,010	768	531,211	100,718
21.2 Commercial auto physical damage					(490)	(49,439)	14,017	18,967	17,941	474		
22. Aircraft (all perils)												
23. Fidelity												
24. Surety												
26. Burglary and theft						(200)						
27. Boiler and machinery												
28. Credit												
29. International												
30. Warranty												
34. Aggregate write-ins for other lines of business	0	0	0	0	0	0	0	0	0	0	0	0
35. TOTALS (a)	11,217,329	12,239,176	0	5,012,087	16,068,271	5,329,674	22,529,512	1,926,977	39,865	3,201,383	2,011,981	375,957
DETAILS OF WRITE-INS												
3401.												
3402.												
3403.												
3498. Summary of remaining write-ins for Line 34 from overflow page	0	0	0	0	0	0	0	0	0	0	0	0
3499. Totals (Lines 3401 thru 3403 plus 3498)(Line 34 above)	0	0	0	0	0	0	0	0	0	0	0	0

(a) Finance and service charges not included in Lines 1 to 35 \$ 47,579

(b) For health business on indicated lines report: Number of persons insured under PPO managed care products and number of persons insured under indemnity only products

19 KY



ANNUAL STATEMENT FOR THE YEAR 2021 OF THE MOTORISTS MUTUAL INSURANCE COMPANY

EXHIBIT OF PREMIUMS AND LOSSES (Statutory Page 14)

NAIC Group Code 0291

BUSINESS IN THE STATE OF Maine

DURING THE YEAR 2021

NAIC Company Code 14621

Line of Business	Gross Premiums, Including Policy and Membership Fees, Less Return Premiums and Premiums on Policies not Taken		3 Dividends Paid or Credited to Policyholders on Direct Business	4 Direct Unearned Premium Reserves	5 Direct Losses Paid (deducting salvage)	6 Direct Losses Incurred	7 Direct Losses Unpaid	8 Direct Defense and Cost Containment Expense Paid	9 Direct Defense and Cost Containment Expense Incurred	10 Direct Defense and Cost Containment Expense Unpaid	11 Commissions and Brokerage Expenses	12 Taxes, Licenses and Fees
	1 Direct Premiums Written	2 Direct Premiums Earned										
1. Fire												
2.1 Allied lines												
2.2 Multiple peril crop												
2.3 Federal flood												
2.4 Private crop												
2.5 Private flood												
3. Farmowners multiple peril												
4. Homeowners multiple peril												
5.1 Commercial multiple peril (non-liability portion)												
5.2 Commercial multiple peril (liability portion)												
6. Mortgage guaranty												
8. Ocean marine												
9. Inland marine												
10. Financial guaranty												
11. Medical professional liability												
12. Earthquake												
13. Group accident and health (b)												
14. Credit accident and health (group and individual)												
15.1 Collectively renewable accident and health (b)												
15.2 Non-cancelable accident and health(b)												
15.3 Guaranteed renewable accident and health(b)												
15.4 Non-renewable for stated reasons only (b)												
15.5 Other accident only												
15.6 Medicare Title XVIII exempt from state taxes or fees												
15.7 All other accident and health (b)												
15.8 Federal employees health benefits plan premium (b)												
16. Workers' compensation												
17.1 Other Liability - occurrence												
17.2 Other Liability - claims made												
17.3 Excess workers' compensation												
18. Products liability												
19.1 Private passenger auto no-fault (personal injury protection)												
19.2 Other private passenger auto liability												
19.3 Commercial auto no-fault (personal injury protection)												
19.4 Other commercial auto liability												
21.1 Private passenger auto physical damage												
21.2 Commercial auto physical damage												
22. Aircraft (all perils)												
23. Fidelity												
24. Surety												
26. Burglary and theft												
27. Boiler and machinery												
28. Credit												
29. International												
30. Warranty												
34. Aggregate write-ins for other lines of business												
35. TOTALS (a)												
DETAILS OF WRITE-INS												
3401.												
3402.												
3403.												
3498. Summary of remaining write-ins for Line 34 from overflow page												
3499. Totals (Lines 3401 thru 3403 plus 3498)(Line 34 above)												

NONE

(a) Finance and service charges not included in Lines 1 to 35 \$

(b) For health business on indicated lines report: Number of persons insured under PPO managed care products and number of persons insured under indemnity only products

19 ME



ANNUAL STATEMENT FOR THE YEAR 2021 OF THE MOTORISTS MUTUAL INSURANCE COMPANY

EXHIBIT OF PREMIUMS AND LOSSES (Statutory Page 14)

NAIC Group Code 0291

BUSINESS IN THE STATE OF Maryland

DURING THE YEAR 2021

NAIC Company Code 14621

Line of Business	Gross Premiums, Including Policy and Membership Fees, Less Return Premiums and Premiums on Policies not Taken		3 Dividends Paid or Credited to Policyholders on Direct Business	4 Direct Unearned Premium Reserves	5 Direct Losses Paid (deducting salvage)	6 Direct Losses Incurred	7 Direct Losses Unpaid	8 Direct Defense and Cost Containment Expense Paid	9 Direct Defense and Cost Containment Expense Incurred	10 Direct Defense and Cost Containment Expense Unpaid	11 Commissions and Brokerage Expenses	12 Taxes, Licenses and Fees
	1 Direct Premiums Written	2 Direct Premiums Earned										
1. Fire29
2.1 Allied lines38
2.2 Multiple peril crop												
2.3 Federal flood												
2.4 Private crop												
2.5 Private flood												
3. Farmowners multiple peril												
4. Homeowners multiple peril												1,549
5.1 Commercial multiple peril (non-liability portion)												
5.2 Commercial multiple peril (liability portion)												
6. Mortgage guaranty												
8. Ocean marine3
9. Inland marine34
10. Financial guaranty												
11. Medical professional liability												
12. Earthquake16
13. Group accident and health (b)												
14. Credit accident and health (group and individual)												
15.1 Collectively renewable accident and health (b)												
15.2 Non-cancelable accident and health(b)												
15.3 Guaranteed renewable accident and health(b)												
15.4 Non-renewable for stated reasons only (b)												
15.5 Other accident only												
15.6 Medicare Title XVIII exempt from state taxes or fees												
15.7 All other accident and health (b)												
15.8 Federal employees health benefits plan premium (b)												
16. Workers' compensation												
17.1 Other Liability - occurrence39
17.2 Other Liability - claims made												
17.3 Excess workers' compensation												
18. Products liability												
19.1 Private passenger auto no-fault (personal injury protection)31
19.2 Other private passenger auto liability												1,110
19.3 Commercial auto no-fault (personal injury protection)												
19.4 Other commercial auto liability												
21.1 Private passenger auto physical damage												1,041
21.2 Commercial auto physical damage												
22. Aircraft (all perils)												
23. Fidelity												
24. Surety												
26. Burglary and theft												
27. Boiler and machinery												
28. Credit												
29. International												
30. Warranty												
34. Aggregate write-ins for other lines of business0	.0	.0	.0	.0	.0	.0	.0	.0	.0	.0	.0
35. TOTALS (a)	0	0	0	0	0	0	0	0	0	0	0	3,889
DETAILS OF WRITE-INS												
3401.												
3402.												
3403.												
3498. Summary of remaining write-ins for Line 34 from overflow page0	.0	.0	.0	.0	.0	.0	.0	.0	.0	.0	.0
3499. Totals (Lines 3401 thru 3403 plus 3498)(Line 34 above)	0	0	0	0	0	0	0	0	0	0	0	0

(a) Finance and service charges not included in Lines 1 to 35 \$

(b) For health business on indicated lines report: Number of persons insured under PPO managed care products and number of persons insured under indemnity only products

19 MID



ANNUAL STATEMENT FOR THE YEAR 2021 OF THE MOTORISTS MUTUAL INSURANCE COMPANY

EXHIBIT OF PREMIUMS AND LOSSES (Statutory Page 14)

NAIC Group Code 0291

BUSINESS IN THE STATE OF Massachusetts

DURING THE YEAR 2021

NAIC Company Code 14621

Line of Business	Gross Premiums, Including Policy and Membership Fees, Less Return Premiums and Premiums on Policies not Taken		3 Dividends Paid or Credited to Policyholders on Direct Business	4 Direct Unearned Premium Reserves	5 Direct Losses Paid (deducting salvage)	6 Direct Losses Incurred	7 Direct Losses Unpaid	8 Direct Defense and Cost Containment Expense Paid	9 Direct Defense and Cost Containment Expense Incurred	10 Direct Defense and Cost Containment Expense Unpaid	11 Commissions and Brokerage Expenses	12 Taxes, Licenses and Fees
	1 Direct Premiums Written	2 Direct Premiums Earned										
1. Fire												.1
2.1 Allied lines												.1
2.2 Multiple peril crop												
2.3 Federal flood												
2.4 Private crop												
2.5 Private flood												
3. Farmowners multiple peril												
4. Homeowners multiple peril												.60
5.1 Commercial multiple peril (non-liability portion)												
5.2 Commercial multiple peril (liability portion)												
6. Mortgage guaranty												
8. Ocean marine												.0
9. Inland marine												.1
10. Financial guaranty												
11. Medical professional liability												
12. Earthquake												.1
13. Group accident and health (b)												
14. Credit accident and health (group and individual)												
15.1 Collectively renewable accident and health (b)												
15.2 Non-cancelable accident and health(b)												
15.3 Guaranteed renewable accident and health(b)												
15.4 Non-renewable for stated reasons only (b)												
15.5 Other accident only												
15.6 Medicare Title XVIII exempt from state taxes or fees												
15.7 All other accident and health (b)												
15.8 Federal employees health benefits plan premium (b)												
16. Workers' compensation												
17.1 Other Liability - occurrence												.2
17.2 Other Liability - claims made												
17.3 Excess workers' compensation												
18. Products liability												
19.1 Private passenger auto no-fault (personal injury protection)												.1
19.2 Other private passenger auto liability												.43
19.3 Commercial auto no-fault (personal injury protection)												
19.4 Other commercial auto liability												
21.1 Private passenger auto physical damage												.40
21.2 Commercial auto physical damage												
22. Aircraft (all perils)												
23. Fidelity												
24. Surety												
26. Burglary and theft												
27. Boiler and machinery												
28. Credit												
29. International												
30. Warranty												
34. Aggregate write-ins for other lines of business	.0	.0	.0	.0	.0	.0	.0	.0	.0	.0	.0	.0
35. TOTALS (a)	0	0	0	0	0	0	0	0	0	0	0	150
DETAILS OF WRITE-INS												
3401.												
3402.												
3403.												
3498. Summary of remaining write-ins for Line 34 from overflow page	.0	.0	.0	.0	.0	.0	.0	.0	.0	.0	.0	.0
3499. Totals (Lines 3401 thru 3403 plus 3498)(Line 34 above)	0	0	0	0	0	0	0	0	0	0	0	0

(a) Finance and service charges not included in Lines 1 to 35 \$

(b) For health business on indicated lines report: Number of persons insured under PPO managed care products and number of persons insured under indemnity only products

19 MA



ANNUAL STATEMENT FOR THE YEAR 2021 OF THE MOTORISTS MUTUAL INSURANCE COMPANY

EXHIBIT OF PREMIUMS AND LOSSES (Statutory Page 14)

NAIC Group Code 0291

BUSINESS IN THE STATE OF Michigan

DURING THE YEAR 2021

NAIC Company Code 14621

Line of Business	Gross Premiums, Including Policy and Membership Fees, Less Return Premiums and Premiums on Policies not Taken		3 Dividends Paid or Credited to Policyholders on Direct Business	4 Direct Unearned Premium Reserves	5 Direct Losses Paid (deducting salvage)	6 Direct Losses Incurred	7 Direct Losses Unpaid	8 Direct Defense and Cost Containment Expense Paid	9 Direct Defense and Cost Containment Expense Incurred	10 Direct Defense and Cost Containment Expense Unpaid	11 Commissions and Brokerage Expenses	12 Taxes, Licenses and Fees
	1 Direct Premiums Written	2 Direct Premiums Earned										
1. Fire						(100)						(1,482)
2.1 Allied lines						(100)						(1,937)
2.2 Multiple peril crop												
2.3 Federal flood												
2.4 Private crop												
2.5 Private flood												
3. Farmowners multiple peril												
4. Homeowners multiple peril												(79,081)
5.1 Commercial multiple peril (non-liability portion)					(75,209)	(1,082,629)		14,267	(51,362)	36,370		
5.2 Commercial multiple peril (liability portion)									(1,101)			
6. Mortgage guaranty												
8. Ocean marine												(172)
9. Inland marine	(1,153)	(1,153)			(19,372)	(21,172)			5	5	(18)	(1,734)
10. Financial guaranty												
11. Medical professional liability												(794)
12. Earthquake												
13. Group accident and health (b)												
14. Credit accident and health (group and individual)												
15.1 Collectively renewable accident and health (b)												
15.2 Non-cancelable accident and health(b)												
15.3 Guaranteed renewable accident and health(b)												
15.4 Non-renewable for stated reasons only (b)												
15.5 Other accident only												
15.6 Medicare Title XVIII exempt from state taxes or fees												
15.7 All other accident and health (b)												
15.8 Federal employees health benefits plan premium (b)												
16. Workers' compensation	3,952	3,952			74,775	51,076	667,001	5,926	(14,944)	14,431	41	61
17.1 Other Liability - occurrence	(2,235)	(2,235)			1,267,650	687,081	1,782,700	263,906	(126,178)	447,216	1	(2,106)
17.2 Other Liability - claims made												
17.3 Excess workers' compensation												
18. Products liability					30,000	224,800	287,200	78,171	53,296	28,125		
19.1 Private passenger auto no-fault (personal injury protection)					1,354,087	21,961,419	23,603,321					(1,570)
19.2 Other private passenger auto liability												(56,695)
19.3 Commercial auto no-fault (personal injury protection)					66,687	2,879,826	3,316,236	16,855	33,482	67,226		
19.4 Other commercial auto liability	(4,000)	(4,000)			1,536,588	335,268	1,239,886	302,747	40,735	134,590		
21.1 Private passenger auto physical damage												(53,138)
21.2 Commercial auto physical damage					149	(551)	300		(361)	40		
22. Aircraft (all perils)												
23. Fidelity					(112)	(112)						
24. Surety												
26. Burglary and theft												
27. Boiler and machinery												
28. Credit												
29. International												
30. Warranty												
34. Aggregate write-ins for other lines of business	0	0	0	0	0	0	0	0	0	0	0	0
35. TOTALS (a)	(3,436)	(3,436)	0	0	4,235,242	25,034,806	30,896,644	681,873	(66,428)	728,003	24	(198,650)
DETAILS OF WRITE-INS												
3401.												
3402.												
3403.												
3498. Summary of remaining write-ins for Line 34 from overflow page	0	0	0	0	0	0	0	0	0	0	0	0
3499. Totals (Lines 3401 thru 3403 plus 3498)(Line 34 above)	0	0	0	0	0	0	0	0	0	0	0	0

(a) Finance and service charges not included in Lines 1 to 35 \$

(b) For health business on indicated lines report: Number of persons insured under PPO managed care products and number of persons insured under indemnity only products

19.MI



ANNUAL STATEMENT FOR THE YEAR 2021 OF THE MOTORISTS MUTUAL INSURANCE COMPANY

EXHIBIT OF PREMIUMS AND LOSSES (Statutory Page 14)

NAIC Group Code 0291

BUSINESS IN THE STATE OF Missouri

DURING THE YEAR 2021

NAIC Company Code 14621

Line of Business	Gross Premiums, Including Policy and Membership Fees, Less Return Premiums and Premiums on Policies not Taken		3 Dividends Paid or Credited to Policyholders on Direct Business	4 Direct Unearned Premium Reserves	5 Direct Losses Paid (deducting salvage)	6 Direct Losses Incurred	7 Direct Losses Unpaid	8 Direct Defense and Cost Containment Expense Paid	9 Direct Defense and Cost Containment Expense Incurred	10 Direct Defense and Cost Containment Expense Unpaid	11 Commissions and Brokerage Expenses	12 Taxes, Licenses and Fees
	1 Direct Premiums Written	2 Direct Premiums Earned										
1. Fire												.16
2.1 Allied lines												.21
2.2 Multiple peril crop												
2.3 Federal flood												
2.4 Private crop												
2.5 Private flood												
3. Farmowners multiple peril												
4. Homeowners multiple peril												.857
5.1 Commercial multiple peril (non-liability portion)												
5.2 Commercial multiple peril (liability portion)												
6. Mortgage guaranty												
8. Ocean marine												.2
9. Inland marine												.19
10. Financial guaranty												
11. Medical professional liability												
12. Earthquake												.9
13. Group accident and health (b)												
14. Credit accident and health (group and individual)												
15.1 Collectively renewable accident and health (b)												
15.2 Non-cancelable accident and health(b)												
15.3 Guaranteed renewable accident and health(b)												
15.4 Non-renewable for stated reasons only (b)												
15.5 Other accident only												
15.6 Medicare Title XVIII exempt from state taxes or fees												
15.7 All other accident and health (b)												
15.8 Federal employees health benefits plan premium (b)												
16. Workers' compensation												
17.1 Other Liability - occurrence												.22
17.2 Other Liability - claims made												
17.3 Excess workers' compensation												
18. Products liability												
19.1 Private passenger auto no-fault (personal injury protection)												.17
19.2 Other private passenger auto liability												614
19.3 Commercial auto no-fault (personal injury protection)												
19.4 Other commercial auto liability												
21.1 Private passenger auto physical damage												.576
21.2 Commercial auto physical damage												
22. Aircraft (all perils)												
23. Fidelity												
24. Surety												
26. Burglary and theft												
27. Boiler and machinery												
28. Credit												
29. International												
30. Warranty												
34. Aggregate write-ins for other lines of business	.0	.0	.0	.0	.0	.0	.0	.0	.0	.0	.0	.0
35. TOTALS (a)	0	0	0	0	0	0	0	0	0	0	0	2,151
DETAILS OF WRITE-INS												
3401.												
3402.												
3403.												
3498. Summary of remaining write-ins for Line 34 from overflow page	.0	.0	.0	.0	.0	.0	.0	.0	.0	.0	.0	.0
3499. Totals (Lines 3401 thru 3403 plus 3498)(Line 34 above)	0	0	0	0	0	0	0	0	0	0	0	0

(a) Finance and service charges not included in Lines 1 to 35 \$

(b) For health business on indicated lines report: Number of persons insured under PPO managed care products and number of persons insured under indemnity only products

19 MO



ANNUAL STATEMENT FOR THE YEAR 2021 OF THE MOTORISTS MUTUAL INSURANCE COMPANY

EXHIBIT OF PREMIUMS AND LOSSES (Statutory Page 14)

NAIC Group Code 0291

BUSINESS IN THE STATE OF Montana

DURING THE YEAR 2021

NAIC Company Code 14621

Line of Business	Gross Premiums, Including Policy and Membership Fees, Less Return Premiums and Premiums on Policies not Taken		3 Dividends Paid or Credited to Policyholders on Direct Business	4 Direct Unearned Premium Reserves	5 Direct Losses Paid (deducting salvage)	6 Direct Losses Incurred	7 Direct Losses Unpaid	8 Direct Defense and Cost Containment Expense Paid	9 Direct Defense and Cost Containment Expense Incurred	10 Direct Defense and Cost Containment Expense Unpaid	11 Commissions and Brokerage Expenses	12 Taxes, Licenses and Fees
	1 Direct Premiums Written	2 Direct Premiums Earned										
1. Fire												
2.1 Allied lines												
2.2 Multiple peril crop												
2.3 Federal flood												
2.4 Private crop												
2.5 Private flood												
3. Farmowners multiple peril												
4. Homeowners multiple peril												
5.1 Commercial multiple peril (non-liability portion)												
5.2 Commercial multiple peril (liability portion)												
6. Mortgage guaranty												
8. Ocean marine												
9. Inland marine												
10. Financial guaranty												
11. Medical professional liability												
12. Earthquake												
13. Group accident and health (b)												
14. Credit accident and health (group and individual)												
15.1 Collectively renewable accident and health (b)												
15.2 Non-cancelable accident and health(b)												
15.3 Guaranteed renewable accident and health(b)												
15.4 Non-renewable for stated reasons only (b)												
15.5 Other accident only												
15.6 Medicare Title XVIII exempt from state taxes or fees												
15.7 All other accident and health (b)												
15.8 Federal employees health benefits plan premium (b)												
16. Workers' compensation												
17.1 Other Liability - occurrence												
17.2 Other Liability - claims made												
17.3 Excess workers' compensation												
18. Products liability												
19.1 Private passenger auto no-fault (personal injury protection)												
19.2 Other private passenger auto liability												
19.3 Commercial auto no-fault (personal injury protection)												
19.4 Other commercial auto liability												
21.1 Private passenger auto physical damage												
21.2 Commercial auto physical damage												
22. Aircraft (all perils)												
23. Fidelity												
24. Surety												
26. Burglary and theft												
27. Boiler and machinery												
28. Credit												
29. International												
30. Warranty												
34. Aggregate write-ins for other lines of business												
35. TOTALS (a)												
DETAILS OF WRITE-INS												
3401.												
3402.												
3403.												
3498. Summary of remaining write-ins for Line 34 from overflow page												
3499. Totals (Lines 3401 thru 3403 plus 3498)(Line 34 above)												

NONE

(a) Finance and service charges not included in Lines 1 to 35 \$

(b) For health business on indicated lines report: Number of persons insured under PPO managed care products and number of persons insured under indemnity only products

19 MT



ANNUAL STATEMENT FOR THE YEAR 2021 OF THE MOTORISTS MUTUAL INSURANCE COMPANY

EXHIBIT OF PREMIUMS AND LOSSES (Statutory Page 14)

NAIC Group Code 0291

BUSINESS IN THE STATE OF Nebraska

DURING THE YEAR 2021

NAIC Company Code 14621

Line of Business	Gross Premiums, Including Policy and Membership Fees, Less Return Premiums and Premiums on Policies not Taken		3 Dividends Paid or Credited to Policyholders on Direct Business	4 Direct Unearned Premium Reserves	5 Direct Losses Paid (deducting salvage)	6 Direct Losses Incurred	7 Direct Losses Unpaid	8 Direct Defense and Cost Containment Expense Paid	9 Direct Defense and Cost Containment Expense Incurred	10 Direct Defense and Cost Containment Expense Unpaid	11 Commissions and Brokerage Expenses	12 Taxes, Licenses and Fees
	1 Direct Premiums Written	2 Direct Premiums Earned										
1. Fire												
2.1 Allied lines												
2.2 Multiple peril crop												
2.3 Federal flood												
2.4 Private crop												
2.5 Private flood												
3. Farmowners multiple peril												
4. Homeowners multiple peril												
5.1 Commercial multiple peril (non-liability portion)												
5.2 Commercial multiple peril (liability portion)												
6. Mortgage guaranty												
8. Ocean marine												
9. Inland marine												
10. Financial guaranty												
11. Medical professional liability												
12. Earthquake												
13. Group accident and health (b)												
14. Credit accident and health (group and individual)												
15.1 Collectively renewable accident and health (b)												
15.2 Non-cancelable accident and health(b)												
15.3 Guaranteed renewable accident and health(b)												
15.4 Non-renewable for stated reasons only (b)												
15.5 Other accident only												
15.6 Medicare Title XVIII exempt from state taxes or fees												
15.7 All other accident and health (b)												
15.8 Federal employees health benefits plan premium (b)												
16. Workers' compensation												
17.1 Other Liability - occurrence												
17.2 Other Liability - claims made												
17.3 Excess workers' compensation												
18. Products liability												
19.1 Private passenger auto no-fault (personal injury protection)												
19.2 Other private passenger auto liability												
19.3 Commercial auto no-fault (personal injury protection)												
19.4 Other commercial auto liability												
21.1 Private passenger auto physical damage												
21.2 Commercial auto physical damage												
22. Aircraft (all perils)												
23. Fidelity												
24. Surety												
26. Burglary and theft												
27. Boiler and machinery												
28. Credit												
29. International												
30. Warranty												
34. Aggregate write-ins for other lines of business												
35. TOTALS (a)												
DETAILS OF WRITE-INS												
3401.												
3402.												
3403.												
3498. Summary of remaining write-ins for Line 34 from overflow page												
3499. Totals (Lines 3401 thru 3403 plus 3498)(Line 34 above)												

NONE

19 NIE

(a) Finance and service charges not included in Lines 1 to 35 \$

(b) For health business on indicated lines report: Number of persons insured under PPO managed care products and number of persons insured under indemnity only products



ANNUAL STATEMENT FOR THE YEAR 2021 OF THE MOTORISTS MUTUAL INSURANCE COMPANY

EXHIBIT OF PREMIUMS AND LOSSES (Statutory Page 14)

NAIC Group Code 0291

BUSINESS IN THE STATE OF New Hampshire

DURING THE YEAR 2021

NAIC Company Code 14621

Line of Business	Gross Premiums, Including Policy and Membership Fees, Less Return Premiums and Premiums on Policies not Taken		3 Dividends Paid or Credited to Policyholders on Direct Business	4 Direct Unearned Premium Reserves	5 Direct Losses Paid (deducting salvage)	6 Direct Losses Incurred	7 Direct Losses Unpaid	8 Direct Defense and Cost Containment Expense Paid	9 Direct Defense and Cost Containment Expense Incurred	10 Direct Defense and Cost Containment Expense Unpaid	11 Commissions and Brokerage Expenses	12 Taxes, Licenses and Fees
	1 Direct Premiums Written	2 Direct Premiums Earned										
1. Fire												1
2.1 Allied lines												2
2.2 Multiple peril crop												
2.3 Federal flood												
2.4 Private crop												
2.5 Private flood												
3. Farmowners multiple peril												
4. Homeowners multiple peril												.64
5.1 Commercial multiple peril (non-liability portion)												
5.2 Commercial multiple peril (liability portion)												
6. Mortgage guaranty												
8. Ocean marine												0
9. Inland marine												1
10. Financial guaranty												
11. Medical professional liability												
12. Earthquake												1
13. Group accident and health (b)												
14. Credit accident and health (group and individual)												
15.1 Collectively renewable accident and health (b)												
15.2 Non-cancelable accident and health(b)												
15.3 Guaranteed renewable accident and health(b)												
15.4 Non-renewable for stated reasons only (b)												
15.5 Other accident only												
15.6 Medicare Title XVIII exempt from state taxes or fees												
15.7 All other accident and health (b)												
15.8 Federal employees health benefits plan premium (b)												
16. Workers' compensation												
17.1 Other Liability - occurrence												2
17.2 Other Liability - claims made												
17.3 Excess workers' compensation												
18. Products liability												
19.1 Private passenger auto no-fault (personal injury protection)												1
19.2 Other private passenger auto liability												.46
19.3 Commercial auto no-fault (personal injury protection)												
19.4 Other commercial auto liability												
21.1 Private passenger auto physical damage												.43
21.2 Commercial auto physical damage												
22. Aircraft (all perils)												
23. Fidelity												
24. Surety												
26. Burglary and theft												
27. Boiler and machinery												
28. Credit												
29. International												
30. Warranty												
34. Aggregate write-ins for other lines of business	.0	.0	.0	.0	.0	.0	.0	.0	.0	.0	.0	.0
35. TOTALS (a)	0	0	0	0	0	0	0	0	0	0	0	160
DETAILS OF WRITE-INS												
3401.												
3402.												
3403.												
3498. Summary of remaining write-ins for Line 34 from overflow page	.0	.0	.0	.0	.0	.0	.0	.0	.0	.0	.0	.0
3499. Totals (Lines 3401 thru 3403 plus 3498)(Line 34 above)	0	0	0	0	0	0	0	0	0	0	0	0

(a) Finance and service charges not included in Lines 1 to 35 \$

(b) For health business on indicated lines report: Number of persons insured under PPO managed care products and number of persons insured under indemnity only products

19 NH



ANNUAL STATEMENT FOR THE YEAR 2021 OF THE MOTORISTS MUTUAL INSURANCE COMPANY

EXHIBIT OF PREMIUMS AND LOSSES (Statutory Page 14)

NAIC Group Code 0291

BUSINESS IN THE STATE OF New Jersey

DURING THE YEAR 2021

NAIC Company Code 14621

Line of Business	Gross Premiums, Including Policy and Membership Fees, Less Return Premiums and Premiums on Policies not Taken		3 Dividends Paid or Credited to Policyholders on Direct Business	4 Direct Unearned Premium Reserves	5 Direct Losses Paid (deducting salvage)	6 Direct Losses Incurred	7 Direct Losses Unpaid	8 Direct Defense and Cost Containment Expense Paid	9 Direct Defense and Cost Containment Expense Incurred	10 Direct Defense and Cost Containment Expense Unpaid	11 Commissions and Brokerage Expenses	12 Taxes, Licenses and Fees
	1 Direct Premiums Written	2 Direct Premiums Earned										
1. Fire												.11
2.1 Allied lines												.14
2.2 Multiple peril crop												
2.3 Federal flood												
2.4 Private crop												
2.5 Private flood												
3. Farmowners multiple peril												
4. Homeowners multiple peril												.577
5.1 Commercial multiple peril (non-liability portion)												
5.2 Commercial multiple peril (liability portion)												
6. Mortgage guaranty												
8. Ocean marine												.1
9. Inland marine												.13
10. Financial guaranty												
11. Medical professional liability												
12. Earthquake												.6
13. Group accident and health (b)												
14. Credit accident and health (group and individual)												
15.1 Collectively renewable accident and health (b)												
15.2 Non-cancelable accident and health(b)												
15.3 Guaranteed renewable accident and health(b)												
15.4 Non-renewable for stated reasons only (b)												
15.5 Other accident only												
15.6 Medicare Title XVIII exempt from state taxes or fees												
15.7 All other accident and health (b)												
15.8 Federal employees health benefits plan premium (b)												
16. Workers' compensation												
17.1 Other Liability - occurrence												.15
17.2 Other Liability - claims made												
17.3 Excess workers' compensation												
18. Products liability												
19.1 Private passenger auto no-fault (personal injury protection)												.11
19.2 Other private passenger auto liability												.414
19.3 Commercial auto no-fault (personal injury protection)												
19.4 Other commercial auto liability												
21.1 Private passenger auto physical damage												.388
21.2 Commercial auto physical damage												
22. Aircraft (all perils)												
23. Fidelity												
24. Surety												
26. Burglary and theft												
27. Boiler and machinery												
28. Credit												
29. International												
30. Warranty												
34. Aggregate write-ins for other lines of business	.0	.0	.0	.0	.0	.0	.0	.0	.0	.0	.0	.0
35. TOTALS (a)	0	0	0	0	0	0	0	0	0	0	0	1,450
DETAILS OF WRITE-INS												
3401.												
3402.												
3403.												
3498. Summary of remaining write-ins for Line 34 from overflow page	.0	.0	.0	.0	.0	.0	.0	.0	.0	.0	.0	.0
3499. Totals (Lines 3401 thru 3403 plus 3498)(Line 34 above)	0	0	0	0	0	0	0	0	0	0	0	0

(a) Finance and service charges not included in Lines 1 to 35 \$

(b) For health business on indicated lines report: Number of persons insured under PPO managed care products and number of persons insured under indemnity only products

19 NJ



ANNUAL STATEMENT FOR THE YEAR 2021 OF THE MOTORISTS MUTUAL INSURANCE COMPANY

EXHIBIT OF PREMIUMS AND LOSSES (Statutory Page 14)

NAIC Group Code 0291

BUSINESS IN THE STATE OF New York

DURING THE YEAR 2021

NAIC Company Code 14621

Table with 12 columns: Line of Business, Direct Premiums Written, Direct Premiums Earned, Dividends Paid or Credited to Policyholders on Direct Business, Direct Unearned Premium Reserves, Direct Losses Paid (deducting salvage), Direct Losses Incurred, Direct Losses Unpaid, Direct Defense and Cost Containment Expense Paid, Direct Defense and Cost Containment Expense Incurred, Direct Defense and Cost Containment Expense Unpaid, Commissions and Brokerage Expenses, Taxes, Licenses and Fees. Rows include Fire, Multiple peril crop, Commercial multiple peril, etc., ending with a TOTALS row showing 1,000.

19.NY

(a) Finance and service charges not included in Lines 1 to 35 \$ (b) For health business on indicated lines report: Number of persons insured under PPO managed care products and number of persons insured under indemnity only products



ANNUAL STATEMENT FOR THE YEAR 2021 OF THE MOTORISTS MUTUAL INSURANCE COMPANY

EXHIBIT OF PREMIUMS AND LOSSES (Statutory Page 14)

NAIC Group Code 0291

BUSINESS IN THE STATE OF North Carolina

DURING THE YEAR 2021

NAIC Company Code 14621

Line of Business	Gross Premiums, Including Policy and Membership Fees, Less Return Premiums and Premiums on Policies not Taken		3 Dividends Paid or Credited to Policyholders on Direct Business	4 Direct Unearned Premium Reserves	5 Direct Losses Paid (deducting salvage)	6 Direct Losses Incurred	7 Direct Losses Unpaid	8 Direct Defense and Cost Containment Expense Paid	9 Direct Defense and Cost Containment Expense Incurred	10 Direct Defense and Cost Containment Expense Unpaid	11 Commissions and Brokerage Expenses	12 Taxes, Licenses and Fees
	1 Direct Premiums Written	2 Direct Premiums Earned										
1. Fire												.24
2.1 Allied lines												.31
2.2 Multiple peril crop												
2.3 Federal flood												
2.4 Private crop												
2.5 Private flood												
3. Farmowners multiple peril												
4. Homeowners multiple peril												1,261
5.1 Commercial multiple peril (non-liability portion)												
5.2 Commercial multiple peril (liability portion)												
6. Mortgage guaranty												
8. Ocean marine												.3
9. Inland marine												.28
10. Financial guaranty												
11. Medical professional liability												
12. Earthquake												.13
13. Group accident and health (b)												
14. Credit accident and health (group and individual)												
15.1 Collectively renewable accident and health (b)												
15.2 Non-cancelable accident and health(b)												
15.3 Guaranteed renewable accident and health(b)												
15.4 Non-renewable for stated reasons only (b)												
15.5 Other accident only												
15.6 Medicare Title XVIII exempt from state taxes or fees												
15.7 All other accident and health (b)												
15.8 Federal employees health benefits plan premium (b)												
16. Workers' compensation												
17.1 Other Liability - occurrence												.32
17.2 Other Liability - claims made												
17.3 Excess workers' compensation												
18. Products liability												
19.1 Private passenger auto no-fault (personal injury protection)												.25
19.2 Other private passenger auto liability												904
19.3 Commercial auto no-fault (personal injury protection)												
19.4 Other commercial auto liability												
21.1 Private passenger auto physical damage												847
21.2 Commercial auto physical damage												
22. Aircraft (all perils)												
23. Fidelity												
24. Surety												
26. Burglary and theft												
27. Boiler and machinery												
28. Credit												
29. International												
30. Warranty												
34. Aggregate write-ins for other lines of business	.0	.0	.0	.0	.0	.0	.0	.0	.0	.0	.0	.0
35. TOTALS (a)	0	0	0	0	0	0	0	0	0	0	0	3,167
DETAILS OF WRITE-INS												
3401.												
3402.												
3403.												
3498. Summary of remaining write-ins for Line 34 from overflow page	.0	.0	.0	.0	.0	.0	.0	.0	.0	.0	.0	.0
3499. Totals (Lines 3401 thru 3403 plus 3498)(Line 34 above)	0	0	0	0	0	0	0	0	0	0	0	0

(a) Finance and service charges not included in Lines 1 to 35 \$

(b) For health business on indicated lines report: Number of persons insured under PPO managed care products and number of persons insured under indemnity only products

19 NC



ANNUAL STATEMENT FOR THE YEAR 2021 OF THE MOTORISTS MUTUAL INSURANCE COMPANY

EXHIBIT OF PREMIUMS AND LOSSES (Statutory Page 14)

NAIC Group Code 0291

BUSINESS IN THE STATE OF North Dakota

DURING THE YEAR 2021

NAIC Company Code 14621

Line of Business	Gross Premiums, Including Policy and Membership Fees, Less Return Premiums and Premiums on Policies not Taken		3 Dividends Paid or Credited to Policyholders on Direct Business	4 Direct Unearned Premium Reserves	5 Direct Losses Paid (deducting salvage)	6 Direct Losses Incurred	7 Direct Losses Unpaid	8 Direct Defense and Cost Containment Expense Paid	9 Direct Defense and Cost Containment Expense Incurred	10 Direct Defense and Cost Containment Expense Unpaid	11 Commissions and Brokerage Expenses	12 Taxes, Licenses and Fees
	1 Direct Premiums Written	2 Direct Premiums Earned										
1. Fire												
2.1 Allied lines												
2.2 Multiple peril crop												
2.3 Federal flood												
2.4 Private crop												
2.5 Private flood												
3. Farmowners multiple peril												
4. Homeowners multiple peril												
5.1 Commercial multiple peril (non-liability portion)												
5.2 Commercial multiple peril (liability portion)												
6. Mortgage guaranty												
8. Ocean marine												
9. Inland marine												
10. Financial guaranty												
11. Medical professional liability												
12. Earthquake												
13. Group accident and health (b)												
14. Credit accident and health (group and individual)												
15.1 Collectively renewable accident and health (b)												
15.2 Non-cancelable accident and health(b)												
15.3 Guaranteed renewable accident and health(b)												
15.4 Non-renewable for stated reasons only (b)												
15.5 Other accident only												
15.6 Medicare Title XVIII exempt from state taxes or fees												
15.7 All other accident and health (b)												
15.8 Federal employees health benefits plan premium (b)												
16. Workers' compensation												
17.1 Other Liability - occurrence												
17.2 Other Liability - claims made												
17.3 Excess workers' compensation												
18. Products liability												
19.1 Private passenger auto no-fault (personal injury protection)												
19.2 Other private passenger auto liability												
19.3 Commercial auto no-fault (personal injury protection)												
19.4 Other commercial auto liability												
21.1 Private passenger auto physical damage												
21.2 Commercial auto physical damage												
22. Aircraft (all perils)												
23. Fidelity												
24. Surety												
26. Burglary and theft												
27. Boiler and machinery												
28. Credit												
29. International												
30. Warranty												
34. Aggregate write-ins for other lines of business												
35. TOTALS (a)												
DETAILS OF WRITE-INS												
3401.												
3402.												
3403.												
3498. Summary of remaining write-ins for Line 34 from overflow page												
3499. Totals (Lines 3401 thru 3403 plus 3498)(Line 34 above)												

NONE

(a) Finance and service charges not included in Lines 1 to 35 \$

(b) For health business on indicated lines report: Number of persons insured under PPO managed care products and number of persons insured under indemnity only products

19/ND



ANNUAL STATEMENT FOR THE YEAR 2021 OF THE MOTORISTS MUTUAL INSURANCE COMPANY
EXHIBIT OF PREMIUMS AND LOSSES (Statutory Page 14)

NAIC Group Code 0291

BUSINESS IN THE STATE OF Ohio

DURING THE YEAR 2021

NAIC Company Code 14621

Line of Business	Gross Premiums, Including Policy and Membership Fees, Less Return Premiums and Premiums on Policies not Taken		3 Dividends Paid or Credited to Policyholders on Direct Business	4 Direct Unearned Premium Reserves	5 Direct Losses Paid (deducting salvage)	6 Direct Losses Incurred	7 Direct Losses Unpaid	8 Direct Defense and Cost Containment Expense Paid	9 Direct Defense and Cost Containment Expense Incurred	10 Direct Defense and Cost Containment Expense Unpaid	11 Commissions and Brokerage Expenses	12 Taxes, Licenses and Fees
	1 Direct Premiums Written	2 Direct Premiums Earned										
1. Fire	773,060	860,549		386,443	699,857	647,645	24,788		1,261	1,861	121,426	12,912
2.1 Allied lines	1,014,101	1,128,483		505,065	438,938	422,116	34,212		491	1,291	158,617	16,879
2.2 Multiple peril crop												
2.3 Federal flood												
2.4 Private crop												
2.5 Private flood												
3. Farmowners multiple peril												
4. Homeowners multiple peril	34,217,766	35,464,611		17,692,310	17,920,403	16,344,143	4,970,583	197,662	129,375	171,113	6,391,393	688,998
5.1 Commercial multiple peril (non-liability portion)	(384)	4,164			2,772,146	(1,052,922)	1,065,286	7,753	(277,688)	51,263	2	
5.2 Commercial multiple peril (liability portion)	(368)	404			87,000	(52,800)	10,400	15,083	9,806	3,622	1	
6. Mortgage guaranty												
8. Ocean marine	52,821	58,662		23,805	34,097	33,997	1,400		30	30	13,533	1,501
9. Inland marine	1,021,500	1,097,976		534,007	296,873	186,401	39,307	563	(52)	1,288	143,745	15,112
10. Financial guaranty												
11. Medical professional liability												
12. Earthquake	307,272	323,316		157,459							63,489	6,914
13. Group accident and health (b)												
14. Credit accident and health (group and individual)												
15.1 Collectively renewable accident and health (b)												
15.2 Non-cancelable accident and health(b)												
15.3 Guaranteed renewable accident and health(b)												
15.4 Non-renewable for stated reasons only (b)												
15.5 Other accident only												
15.6 Medicare Title XVIII exempt from state taxes or fees												
15.7 All other accident and health (b)												
15.8 Federal employees health benefits plan premium (b)												
16. Workers' compensation												
17.1 Other Liability - occurrence	1,325,850	1,390,658		570,226	5,254,377	(51,913)	19,493,576	2,257,853	(426,805)	6,152,744	215,788	18,422
17.2 Other Liability - claims made												
17.3 Excess workers' compensation												
18. Products liability	(5,000)	(4,938)			23,959	(336,211)	907,430	81,097	(123,167)	205,437	0	
19.1 Private passenger auto no-fault (personal injury protection)											118,138	13,681
19.2 Other private passenger auto liability	25,423,742	26,826,132		8,473,908	14,458,200	13,794,344	19,855,899	1,113,502	877,801	1,917,402	4,601,732	493,960
19.3 Commercial auto no-fault (personal injury protection)												
19.4 Other commercial auto liability	(62,439)	(54,324)			8,472,796	(4,135,501)	13,140,752	1,031,109	(707,529)	1,883,163	(136)	
21.1 Private passenger auto physical damage	24,088,943	25,204,716		7,997,683	11,795,190	11,841,190	859,326	6,986	6,076	7,091	4,317,651	462,966
21.2 Commercial auto physical damage	(473)	2,681			(72,623)	(189,346)	23,972	13,848	9,613	2,266	4	
22. Aircraft (all perils)												
23. Fidelity					(6,905)	(6,905)						
24. Surety												
26. Burglary and theft		11				(900)			13	13		
27. Boiler and machinery	8	195					2				0	
28. Credit												
29. International												
30. Warranty												
34. Aggregate write-ins for other lines of business	0	0	0	0	0	0	0	0	0	0	0	0
35. TOTALS (a)	88,156,398	92,303,297	0	36,340,906	62,174,307	37,443,338	60,426,933	4,725,454	(500,776)	10,398,584	16,145,384	1,731,344
DETAILS OF WRITE-INS												
3401.												
3402.												
3403.												
3498. Summary of remaining write-ins for Line 34 from overflow page	0	0	0	0	0	0	0	0	0	0	0	0
3499. Totals (Lines 3401 thru 3403 plus 3498)(Line 34 above)	0	0	0	0	0	0	0	0	0	0	0	0

(a) Finance and service charges not included in Lines 1 to 35 \$ 669,611

(b) For health business on indicated lines report: Number of persons insured under PPO managed care products and number of persons insured under indemnity only products

19 OH



ANNUAL STATEMENT FOR THE YEAR 2021 OF THE MOTORISTS MUTUAL INSURANCE COMPANY

EXHIBIT OF PREMIUMS AND LOSSES (Statutory Page 14)

NAIC Group Code 0291

BUSINESS IN THE STATE OF Oklahoma

DURING THE YEAR 2021

NAIC Company Code 14621

Line of Business	Gross Premiums, Including Policy and Membership Fees, Less Return Premiums and Premiums on Policies not Taken		3 Dividends Paid or Credited to Policyholders on Direct Business	4 Direct Unearned Premium Reserves	5 Direct Losses Paid (deducting salvage)	6 Direct Losses Incurred	7 Direct Losses Unpaid	8 Direct Defense and Cost Containment Expense Paid	9 Direct Defense and Cost Containment Expense Incurred	10 Direct Defense and Cost Containment Expense Unpaid	11 Commissions and Brokerage Expenses	12 Taxes, Licenses and Fees
	1 Direct Premiums Written	2 Direct Premiums Earned										
1. Fire												.11
2.1 Allied lines												.14
2.2 Multiple peril crop												
2.3 Federal flood												
2.4 Private crop												
2.5 Private flood												
3. Farmowners multiple peril												
4. Homeowners multiple peril												569
5.1 Commercial multiple peril (non-liability portion)												
5.2 Commercial multiple peril (liability portion)												
6. Mortgage guaranty												
8. Ocean marine												.1
9. Inland marine												.12
10. Financial guaranty												
11. Medical professional liability												
12. Earthquake												6
13. Group accident and health (b)												
14. Credit accident and health (group and individual)												
15.1 Collectively renewable accident and health (b)												
15.2 Non-cancelable accident and health(b)												
15.3 Guaranteed renewable accident and health(b)												
15.4 Non-renewable for stated reasons only (b)												
15.5 Other accident only												
15.6 Medicare Title XVIII exempt from state taxes or fees												
15.7 All other accident and health (b)												
15.8 Federal employees health benefits plan premium (b)												
16. Workers' compensation												
17.1 Other Liability - occurrence												.14
17.2 Other Liability - claims made												
17.3 Excess workers' compensation												
18. Products liability												
19.1 Private passenger auto no-fault (personal injury protection)												.11
19.2 Other private passenger auto liability												408
19.3 Commercial auto no-fault (personal injury protection)												
19.4 Other commercial auto liability												
21.1 Private passenger auto physical damage												383
21.2 Commercial auto physical damage												
22. Aircraft (all perils)												
23. Fidelity												
24. Surety												
26. Burglary and theft												
27. Boiler and machinery												
28. Credit												
29. International												
30. Warranty												
34. Aggregate write-ins for other lines of business	.0	.0	.0	.0	.0	.0	.0	.0	.0	.0	.0	.0
35. TOTALS (a)	0	0	0	0	0	0	0	0	0	0	0	1,430
DETAILS OF WRITE-INS												
3401.												
3402.												
3403.												
3498. Summary of remaining write-ins for Line 34 from overflow page	.0	.0	.0	.0	.0	.0	.0	.0	.0	.0	.0	.0
3499. Totals (Lines 3401 thru 3403 plus 3498)(Line 34 above)	0	0	0	0	0	0	0	0	0	0	0	0

(a) Finance and service charges not included in Lines 1 to 35 \$

(b) For health business on indicated lines report: Number of persons insured under PPO managed care products and number of persons insured under indemnity only products

19 OK



ANNUAL STATEMENT FOR THE YEAR 2021 OF THE MOTORISTS MUTUAL INSURANCE COMPANY

EXHIBIT OF PREMIUMS AND LOSSES (Statutory Page 14)

NAIC Group Code 0291

BUSINESS IN THE STATE OF Oregon

DURING THE YEAR 2021

NAIC Company Code 14621

Line of Business	Gross Premiums, Including Policy and Membership Fees, Less Return Premiums and Premiums on Policies not Taken		3 Dividends Paid or Credited to Policyholders on Direct Business	4 Direct Unearned Premium Reserves	5 Direct Losses Paid (deducting salvage)	6 Direct Losses Incurred	7 Direct Losses Unpaid	8 Direct Defense and Cost Containment Expense Paid	9 Direct Defense and Cost Containment Expense Incurred	10 Direct Defense and Cost Containment Expense Unpaid	11 Commissions and Brokerage Expenses	12 Taxes, Licenses and Fees
	1 Direct Premiums Written	2 Direct Premiums Earned										
1. Fire												
2.1 Allied lines												
2.2 Multiple peril crop												
2.3 Federal flood												
2.4 Private crop												
2.5 Private flood												
3. Farmowners multiple peril												
4. Homeowners multiple peril												
5.1 Commercial multiple peril (non-liability portion)												
5.2 Commercial multiple peril (liability portion)												
6. Mortgage guaranty												
8. Ocean marine												
9. Inland marine												
10. Financial guaranty												
11. Medical professional liability												
12. Earthquake												
13. Group accident and health (b)												
14. Credit accident and health (group and individual)												
15.1 Collectively renewable accident and health (b)												
15.2 Non-cancelable accident and health(b)												
15.3 Guaranteed renewable accident and health(b)												
15.4 Non-renewable for stated reasons only (b)												
15.5 Other accident only												
15.6 Medicare Title XVIII exempt from state taxes or fees												
15.7 All other accident and health (b)												
15.8 Federal employees health benefits plan premium (b)												
16. Workers' compensation												
17.1 Other Liability - occurrence												
17.2 Other Liability - claims made												
17.3 Excess workers' compensation												
18. Products liability												
19.1 Private passenger auto no-fault (personal injury protection)												
19.2 Other private passenger auto liability												
19.3 Commercial auto no-fault (personal injury protection)												
19.4 Other commercial auto liability												
21.1 Private passenger auto physical damage												
21.2 Commercial auto physical damage												
22. Aircraft (all perils)												
23. Fidelity												
24. Surety												
26. Burglary and theft												
27. Boiler and machinery												
28. Credit												
29. International												
30. Warranty												
34. Aggregate write-ins for other lines of business												
35. TOTALS (a)												
DETAILS OF WRITE-INS												
3401.												
3402.												
3403.												
3498. Summary of remaining write-ins for Line 34 from overflow page												
3499. Totals (Lines 3401 thru 3403 plus 3498)(Line 34 above)												

NONE

(a) Finance and service charges not included in Lines 1 to 35 \$

(b) For health business on indicated lines report: Number of persons insured under PPO managed care products and number of persons insured under indemnity only products

19 OR



ANNUAL STATEMENT FOR THE YEAR 2021 OF THE MOTORISTS MUTUAL INSURANCE COMPANY

EXHIBIT OF PREMIUMS AND LOSSES (Statutory Page 14)

NAIC Group Code 0291

BUSINESS IN THE STATE OF Pennsylvania

DURING THE YEAR 2021

NAIC Company Code 14621

Line of Business	Gross Premiums, Including Policy and Membership Fees, Less Return Premiums and Premiums on Policies not Taken		3 Dividends Paid or Credited to Policyholders on Direct Business	4 Direct Unearned Premium Reserves	5 Direct Losses Paid (deducting salvage)	6 Direct Losses Incurred	7 Direct Losses Unpaid	8 Direct Defense and Cost Containment Expense Paid	9 Direct Defense and Cost Containment Expense Incurred	10 Direct Defense and Cost Containment Expense Unpaid	11 Commissions and Brokerage Expenses	12 Taxes, Licenses and Fees
	1 Direct Premiums Written	2 Direct Premiums Earned										
1. Fire	82,313	92,967		43,190		(1,400)	2,200		(45)	55	12,299	2,477
2.1 Allied lines	60,536	69,046		31,896	16,660	6,819	1,600		47	47	15,890	3,238
2.2 Multiple peril crop												
2.3 Federal flood												
2.4 Private crop												
2.5 Private flood												
3. Farmowners multiple peril												
4. Homeowners multiple peril	3,736,483	3,920,094		1,874,248	1,356,629	1,450,295	917,624	66,264	57,453	19,589	647,036	132,170
5.1 Commercial multiple peril (non-liability portion)	(2,270)	15,768			30,941	(6,841)	255,310	138,569	119,467	12,598	0	0
5.2 Commercial multiple peril (liability portion)	(77)	1,338							(4,500)		0	0
6. Mortgage guaranty												
8. Ocean marine	3,735	3,735		1,812			100				1,409	288
9. Inland marine	37,805	47,943		18,468	(11,268)	(6,194)	23,774		26	226	14,053	2,899
10. Financial guaranty												
11. Medical professional liability											6,377	1,326
12. Earthquake	3,453	3,682		1,802								
13. Group accident and health (b)												
14. Credit accident and health (group and individual)												
15.1 Collectively renewable accident and health (b)												
15.2 Non-cancelable accident and health(b)												
15.3 Guaranteed renewable accident and health(b)												
15.4 Non-renewable for stated reasons only (b)												
15.5 Other accident only												
15.6 Medicare Title XVIII exempt from state taxes or fees												
15.7 All other accident and health (b)												
15.8 Federal employees health benefits plan premium (b)												
16. Workers' compensation	(8,000)	(8,000)			1,356,845	(636,945)	5,470,111	28,144	(13,224)	119,132		(410)
17.1 Other Liability - occurrence	145,589	190,054		22,956	4,722,030	1,342,254	14,566,654	2,096,606	785,615	2,524,611	16,780	4,649
17.2 Other Liability - claims made												
17.3 Excess workers' compensation												
18. Products liability	(2,000)	(1,426)			1,327,050	1,331,283	1,504,200	270,758	178,069	205,010		
19.1 Private passenger auto no-fault (personal injury protection)	346,646	372,754		112,483	1,296,482	12,599,841	13,187,951	517	(8,075)	22,308	14,329	2,624
19.2 Other private passenger auto liability	2,528,607	2,738,556		815,506	1,771,665	1,376,525	1,993,073	147,621	71,486	187,064	465,555	94,756
19.3 Commercial auto no-fault (personal injury protection)	(5)	533			6,013	22,606	104,237	317	(6,420)	4,665		
19.4 Other commercial auto liability	(23,798)	17,560			2,492,122	(2,354,507)	9,048,415	817,961	30,063	922,700	0	
21.1 Private passenger auto physical damage	2,742,191	2,935,163		877,259	1,179,608	1,180,372	125,164	102	(284)	1,114	437,497	88,811
21.2 Commercial auto physical damage	(191)	13,117			(46,668)	(82,010)	7,270	6,573	5,401	428		
22. Aircraft (all perils)												
23. Fidelity	(7)	119			(1,105)	(1,105)						
24. Surety												
26. Burglary and theft		51			(600)	(1,000)						
27. Boiler and machinery	(159)	1,088										
28. Credit												
29. International												
30. Warranty												
34. Aggregate write-ins for other lines of business	0	0	0	0	0	0	0	0	0	0	0	0
35. TOTALS (a)	9,650,851	10,414,142	0	3,799,619	15,496,404	16,219,994	47,207,682	3,573,432	1,215,080	4,019,547	1,631,223	332,828
DETAILS OF WRITE-INS												
3401.												
3402.												
3403.												
3498. Summary of remaining write-ins for Line 34 from overflow page	0	0	0	0	0	0	0	0	0	0	0	0
3499. Totals (Lines 3401 thru 3403 plus 3498)(Line 34 above)	0	0	0	0	0	0	0	0	0	0	0	0

(a) Finance and service charges not included in Lines 1 to 35 \$ 77,348

(b) For health business on indicated lines report: Number of persons insured under PPO managed care products and number of persons insured under indemnity only products



ANNUAL STATEMENT FOR THE YEAR 2021 OF THE MOTORISTS MUTUAL INSURANCE COMPANY

EXHIBIT OF PREMIUMS AND LOSSES (Statutory Page 14)

NAIC Group Code 0291

BUSINESS IN THE STATE OF Rhode Island

DURING THE YEAR 2021

NAIC Company Code 14621

Line of Business	Gross Premiums, Including Policy and Membership Fees, Less Return Premiums and Premiums on Policies not Taken		3 Dividends Paid or Credited to Policyholders on Direct Business	4 Direct Unearned Premium Reserves	5 Direct Losses Paid (deducting salvage)	6 Direct Losses Incurred	7 Direct Losses Unpaid	8 Direct Defense and Cost Containment Expense Paid	9 Direct Defense and Cost Containment Expense Incurred	10 Direct Defense and Cost Containment Expense Unpaid	11 Commissions and Brokerage Expenses	12 Taxes, Licenses and Fees
	1 Direct Premiums Written	2 Direct Premiums Earned										
1. Fire												9
2.1 Allied lines												12
2.2 Multiple peril crop												
2.3 Federal flood												
2.4 Private crop												
2.5 Private flood												
3. Farmowners multiple peril												
4. Homeowners multiple peril												478
5.1 Commercial multiple peril (non-liability portion)												
5.2 Commercial multiple peril (liability portion)												
6. Mortgage guaranty												
8. Ocean marine												1
9. Inland marine												10
10. Financial guaranty												
11. Medical professional liability												
12. Earthquake												5
13. Group accident and health (b)												
14. Credit accident and health (group and individual)												
15.1 Collectively renewable accident and health (b)												
15.2 Non-cancelable accident and health(b)												
15.3 Guaranteed renewable accident and health(b)												
15.4 Non-renewable for stated reasons only (b)												
15.5 Other accident only												
15.6 Medicare Title XVIII exempt from state taxes or fees												
15.7 All other accident and health (b)												
15.8 Federal employees health benefits plan premium (b)												
16. Workers' compensation												
17.1 Other Liability - occurrence												12
17.2 Other Liability - claims made												
17.3 Excess workers' compensation												
18. Products liability												
19.1 Private passenger auto no-fault (personal injury protection)												9
19.2 Other private passenger auto liability												343
19.3 Commercial auto no-fault (personal injury protection)												
19.4 Other commercial auto liability												
21.1 Private passenger auto physical damage												321
21.2 Commercial auto physical damage												
22. Aircraft (all perils)												
23. Fidelity												
24. Surety												
26. Burglary and theft												
27. Boiler and machinery												
28. Credit												
29. International												
30. Warranty												
34. Aggregate write-ins for other lines of business	0	0	0	0	0	0	0	0	0	0	0	0
35. TOTALS (a)	0	0	0	0	0	0	0	0	0	0	0	1,200
DETAILS OF WRITE-INS												
3401.												
3402.												
3403.												
3498. Summary of remaining write-ins for Line 34 from overflow page	0	0	0	0	0	0	0	0	0	0	0	0
3499. Totals (Lines 3401 thru 3403 plus 3498)(Line 34 above)	0	0	0	0	0	0	0	0	0	0	0	0

(a) Finance and service charges not included in Lines 1 to 35 \$

(b) For health business on indicated lines report: Number of persons insured under PPO managed care products and number of persons insured under indemnity only products

19.RI



ANNUAL STATEMENT FOR THE YEAR 2021 OF THE MOTORISTS MUTUAL INSURANCE COMPANY

EXHIBIT OF PREMIUMS AND LOSSES (Statutory Page 14)

NAIC Group Code 0291

BUSINESS IN THE STATE OF South Carolina

DURING THE YEAR 2021

NAIC Company Code 14621

Line of Business	Gross Premiums, Including Policy and Membership Fees, Less Return Premiums and Premiums on Policies not Taken		3 Dividends Paid or Credited to Policyholders on Direct Business	4 Direct Unearned Premium Reserves	5 Direct Losses Paid (deducting salvage)	6 Direct Losses Incurred	7 Direct Losses Unpaid	8 Direct Defense and Cost Containment Expense Paid	9 Direct Defense and Cost Containment Expense Incurred	10 Direct Defense and Cost Containment Expense Unpaid	11 Commissions and Brokerage Expenses	12 Taxes, Licenses and Fees
	1 Direct Premiums Written	2 Direct Premiums Earned										
1. Fire44
2.1 Allied lines58
2.2 Multiple peril crop												
2.3 Federal flood												
2.4 Private crop												
2.5 Private flood												
3. Farmowners multiple peril												
4. Homeowners multiple peril												2,353
5.1 Commercial multiple peril (non-liability portion)												
5.2 Commercial multiple peril (liability portion)												
6. Mortgage guaranty												
8. Ocean marine5
9. Inland marine52
10. Financial guaranty												
11. Medical professional liability												
12. Earthquake24
13. Group accident and health (b)												
14. Credit accident and health (group and individual)												
15.1 Collectively renewable accident and health (b)												
15.2 Non-cancelable accident and health(b)												
15.3 Guaranteed renewable accident and health(b)												
15.4 Non-renewable for stated reasons only (b)												
15.5 Other accident only												
15.6 Medicare Title XVIII exempt from state taxes or fees												
15.7 All other accident and health (b)												
15.8 Federal employees health benefits plan premium (b)												
16. Workers' compensation												
17.1 Other Liability - occurrence59
17.2 Other Liability - claims made												
17.3 Excess workers' compensation												
18. Products liability												
19.1 Private passenger auto no-fault (personal injury protection)47
19.2 Other private passenger auto liability												1,687
19.3 Commercial auto no-fault (personal injury protection)												
19.4 Other commercial auto liability												
21.1 Private passenger auto physical damage												1,581
21.2 Commercial auto physical damage												
22. Aircraft (all perils)												
23. Fidelity												
24. Surety												
26. Burglary and theft												
27. Boiler and machinery												
28. Credit												
29. International												
30. Warranty												
34. Aggregate write-ins for other lines of business0	.0	.0	.0	.0	.0	.0	.0	.0	.0	.0	.0
35. TOTALS (a)	0	0	0	0	0	0	0	0	0	0	0	5,910
DETAILS OF WRITE-INS												
3401.												
3402.												
3403.												
3498. Summary of remaining write-ins for Line 34 from overflow page0	.0	.0	.0	.0	.0	.0	.0	.0	.0	.0	.0
3499. Totals (Lines 3401 thru 3403 plus 3498)(Line 34 above)	0	0	0	0	0	0	0	0	0	0	0	0

(a) Finance and service charges not included in Lines 1 to 35 \$

(b) For health business on indicated lines report: Number of persons insured under PPO managed care products and number of persons insured under indemnity only products

19 SC



ANNUAL STATEMENT FOR THE YEAR 2021 OF THE MOTORISTS MUTUAL INSURANCE COMPANY

EXHIBIT OF PREMIUMS AND LOSSES (Statutory Page 14)

NAIC Group Code 0291

BUSINESS IN THE STATE OF South Dakota

DURING THE YEAR 2021

NAIC Company Code 14621

Line of Business	Gross Premiums, Including Policy and Membership Fees, Less Return Premiums and Premiums on Policies not Taken		3 Dividends Paid or Credited to Policyholders on Direct Business	4 Direct Unearned Premium Reserves	5 Direct Losses Paid (deducting salvage)	6 Direct Losses Incurred	7 Direct Losses Unpaid	8 Direct Defense and Cost Containment Expense Paid	9 Direct Defense and Cost Containment Expense Incurred	10 Direct Defense and Cost Containment Expense Unpaid	11 Commissions and Brokerage Expenses	12 Taxes, Licenses and Fees
	1 Direct Premiums Written	2 Direct Premiums Earned										
1. Fire												1
2.1 Allied lines												2
2.2 Multiple peril crop												
2.3 Federal flood												
2.4 Private crop												
2.5 Private flood												
3. Farmowners multiple peril												
4. Homeowners multiple peril												.80
5.1 Commercial multiple peril (non-liability portion)												
5.2 Commercial multiple peril (liability portion)												
6. Mortgage guaranty												
8. Ocean marine												0
9. Inland marine												2
10. Financial guaranty												
11. Medical professional liability												
12. Earthquake												1
13. Group accident and health (b)												
14. Credit accident and health (group and individual)												
15.1 Collectively renewable accident and health (b)												
15.2 Non-cancelable accident and health(b)												
15.3 Guaranteed renewable accident and health(b)												
15.4 Non-renewable for stated reasons only (b)												
15.5 Other accident only												
15.6 Medicare Title XVIII exempt from state taxes or fees												
15.7 All other accident and health (b)												
15.8 Federal employees health benefits plan premium (b)												
16. Workers' compensation												
17.1 Other Liability - occurrence												2
17.2 Other Liability - claims made												
17.3 Excess workers' compensation												
18. Products liability												
19.1 Private passenger auto no-fault (personal injury protection)												2
19.2 Other private passenger auto liability												.57
19.3 Commercial auto no-fault (personal injury protection)												
19.4 Other commercial auto liability												
21.1 Private passenger auto physical damage												.54
21.2 Commercial auto physical damage												
22. Aircraft (all perils)												
23. Fidelity												
24. Surety												
26. Burglary and theft												
27. Boiler and machinery												
28. Credit												
29. International												
30. Warranty												
34. Aggregate write-ins for other lines of business	.0	.0	.0	.0	.0	.0	.0	.0	.0	.0	.0	.0
35. TOTALS (a)	0	0	0	0	0	0	0	0	0	0	0	200
DETAILS OF WRITE-INS												
3401.												
3402.												
3403.												
3498. Summary of remaining write-ins for Line 34 from overflow page	.0	.0	.0	.0	.0	.0	.0	.0	.0	.0	.0	.0
3499. Totals (Lines 3401 thru 3403 plus 3498)(Line 34 above)	0	0	0	0	0	0	0	0	0	0	0	0

(a) Finance and service charges not included in Lines 1 to 35 \$

(b) For health business on indicated lines report: Number of persons insured under PPO managed care products and number of persons insured under indemnity only products

19 SD



ANNUAL STATEMENT FOR THE YEAR 2021 OF THE MOTORISTS MUTUAL INSURANCE COMPANY

EXHIBIT OF PREMIUMS AND LOSSES (Statutory Page 14)

NAIC Group Code 0291

BUSINESS IN THE STATE OF Tennessee

DURING THE YEAR 2021

NAIC Company Code 14621

Table with 12 columns: Line of Business, Direct Premiums Written, Direct Premiums Earned, Dividends Paid or Credited to Policyholders on Direct Business, Direct Unearned Premium Reserves, Direct Losses Paid (deducting salvage), Direct Losses Incurred, Direct Losses Unpaid, Direct Defense and Cost Containment Expense Paid, Direct Defense and Cost Containment Expense Incurred, Direct Defense and Cost Containment Expense Unpaid, Commissions and Brokerage Expenses, Taxes, Licenses and Fees. Rows include various insurance categories like Fire, Multiple peril crop, Commercial multiple peril, etc., ending with a TOTALS row showing 10,425.

(a) Finance and service charges not included in Lines 1 to 35 \$ (b) For health business on indicated lines report: Number of persons insured under PPO managed care products and number of persons insured under indemnity only products

19.TN



ANNUAL STATEMENT FOR THE YEAR 2021 OF THE MOTORISTS MUTUAL INSURANCE COMPANY

EXHIBIT OF PREMIUMS AND LOSSES (Statutory Page 14)

NAIC Group Code 0291

BUSINESS IN THE STATE OF Texas

DURING THE YEAR 2021

NAIC Company Code 14621

Line of Business	Gross Premiums, Including Policy and Membership Fees, Less Return Premiums and Premiums on Policies not Taken		3 Dividends Paid or Credited to Policyholders on Direct Business	4 Direct Unearned Premium Reserves	5 Direct Losses Paid (deducting salvage)	6 Direct Losses Incurred	7 Direct Losses Unpaid	8 Direct Defense and Cost Containment Expense Paid	9 Direct Defense and Cost Containment Expense Incurred	10 Direct Defense and Cost Containment Expense Unpaid	11 Commissions and Brokerage Expenses	12 Taxes, Licenses and Fees
	1 Direct Premiums Written	2 Direct Premiums Earned										
1. Fire												2
2.1 Allied lines												3
2.2 Multiple peril crop												
2.3 Federal flood												
2.4 Private crop												
2.5 Private flood												
3. Farmowners multiple peril												
4. Homeowners multiple peril												126
5.1 Commercial multiple peril (non-liability portion)												
5.2 Commercial multiple peril (liability portion)												
6. Mortgage guaranty												
8. Ocean marine												0
9. Inland marine												3
10. Financial guaranty												
11. Medical professional liability												
12. Earthquake												1
13. Group accident and health (b)												
14. Credit accident and health (group and individual)												
15.1 Collectively renewable accident and health (b)												
15.2 Non-cancelable accident and health(b)												
15.3 Guaranteed renewable accident and health(b)												
15.4 Non-renewable for stated reasons only (b)												
15.5 Other accident only												
15.6 Medicare Title XVIII exempt from state taxes or fees												
15.7 All other accident and health (b)												
15.8 Federal employees health benefits plan premium (b)												
16. Workers' compensation												
17.1 Other Liability - occurrence												3
17.2 Other Liability - claims made												
17.3 Excess workers' compensation												
18. Products liability												
19.1 Private passenger auto no-fault (personal injury protection)												2
19.2 Other private passenger auto liability												90
19.3 Commercial auto no-fault (personal injury protection)												
19.4 Other commercial auto liability												
21.1 Private passenger auto physical damage												84
21.2 Commercial auto physical damage												
22. Aircraft (all perils)												
23. Fidelity												
24. Surety												
26. Burglary and theft												
27. Boiler and machinery												
28. Credit												
29. International												
30. Warranty												
34. Aggregate write-ins for other lines of business	0	0	0	0	0	0	0	0	0	0	0	0
35. TOTALS (a)	0	0	0	0	0	0	0	0	0	0	0	315
DETAILS OF WRITE-INS												
3401.												
3402.												
3403.												
3498. Summary of remaining write-ins for Line 34 from overflow page	0	0	0	0	0	0	0	0	0	0	0	0
3499. Totals (Lines 3401 thru 3403 plus 3498)(Line 34 above)	0	0	0	0	0	0	0	0	0	0	0	0

(a) Finance and service charges not included in Lines 1 to 35 \$

(b) For health business on indicated lines report: Number of persons insured under PPO managed care products and number of persons insured under indemnity only products



ANNUAL STATEMENT FOR THE YEAR 2021 OF THE MOTORISTS MUTUAL INSURANCE COMPANY

EXHIBIT OF PREMIUMS AND LOSSES (Statutory Page 14)

NAIC Group Code 0291

BUSINESS IN THE STATE OF Utah

DURING THE YEAR 2021

NAIC Company Code 14621

Table with 12 columns: Line of Business, Direct Premiums Written, Direct Premiums Earned, Dividends Paid or Credited to Policyholders on Direct Business, Direct Unearned Premium Reserves, Direct Losses Paid (deducting salvage), Direct Losses Incurred, Direct Losses Unpaid, Direct Defense and Cost Containment Expense Paid, Direct Defense and Cost Containment Expense Incurred, Direct Defense and Cost Containment Expense Unpaid, Commissions and Brokerage Expenses, Taxes, Licenses and Fees. Rows include various insurance categories like Fire, Multiple peril crop, Commercial multiple peril, etc., ending with a TOTALS row showing 1,300.

(a) Finance and service charges not included in Lines 1 to 35 \$ (b) For health business on indicated lines report: Number of persons insured under PPO managed care products and number of persons insured under indemnity only products

19 UT



ANNUAL STATEMENT FOR THE YEAR 2021 OF THE MOTORISTS MUTUAL INSURANCE COMPANY

EXHIBIT OF PREMIUMS AND LOSSES (Statutory Page 14)

NAIC Group Code 0291

BUSINESS IN THE STATE OF Vermont

DURING THE YEAR 2021

NAIC Company Code 14621

Line of Business	Gross Premiums, Including Policy and Membership Fees, Less Return Premiums and Premiums on Policies not Taken		3 Dividends Paid or Credited to Policyholders on Direct Business	4 Direct Unearned Premium Reserves	5 Direct Losses Paid (deducting salvage)	6 Direct Losses Incurred	7 Direct Losses Unpaid	8 Direct Defense and Cost Containment Expense Paid	9 Direct Defense and Cost Containment Expense Incurred	10 Direct Defense and Cost Containment Expense Unpaid	11 Commissions and Brokerage Expenses	12 Taxes, Licenses and Fees
	1 Direct Premiums Written	2 Direct Premiums Earned										
1. Fire												5
2.1 Allied lines												7
2.2 Multiple peril crop												
2.3 Federal flood												
2.4 Private crop												
2.5 Private flood												
3. Farmowners multiple peril												
4. Homeowners multiple peril												271
5.1 Commercial multiple peril (non-liability portion)												
5.2 Commercial multiple peril (liability portion)												
6. Mortgage guaranty												
8. Ocean marine												1
9. Inland marine												6
10. Financial guaranty												
11. Medical professional liability												
12. Earthquake												3
13. Group accident and health (b)												
14. Credit accident and health (group and individual)												
15.1 Collectively renewable accident and health (b)												
15.2 Non-cancelable accident and health(b)												
15.3 Guaranteed renewable accident and health(b)												
15.4 Non-renewable for stated reasons only (b)												
15.5 Other accident only												
15.6 Medicare Title XVIII exempt from state taxes or fees												
15.7 All other accident and health (b)												
15.8 Federal employees health benefits plan premium (b)												
16. Workers' compensation												
17.1 Other Liability - occurrence												7
17.2 Other Liability - claims made												
17.3 Excess workers' compensation												
18. Products liability												
19.1 Private passenger auto no-fault (personal injury protection)												5
19.2 Other private passenger auto liability												194
19.3 Commercial auto no-fault (personal injury protection)												
19.4 Other commercial auto liability												
21.1 Private passenger auto physical damage												182
21.2 Commercial auto physical damage												
22. Aircraft (all perils)												
23. Fidelity												
24. Surety												
26. Burglary and theft												
27. Boiler and machinery												
28. Credit												
29. International												
30. Warranty												
34. Aggregate write-ins for other lines of business	0	0	0	0	0	0	0	0	0	0	0	0
35. TOTALS (a)	0	0	0	0	0	0	0	0	0	0	0	680
DETAILS OF WRITE-INS												
3401.												
3402.												
3403.												
3498. Summary of remaining write-ins for Line 34 from overflow page	0	0	0	0	0	0	0	0	0	0	0	0
3499. Totals (Lines 3401 thru 3403 plus 3498)(Line 34 above)	0	0	0	0	0	0	0	0	0	0	0	0

(a) Finance and service charges not included in Lines 1 to 35 \$

(b) For health business on indicated lines report: Number of persons insured under PPO managed care products and number of persons insured under indemnity only products



ANNUAL STATEMENT FOR THE YEAR 2021 OF THE MOTORISTS MUTUAL INSURANCE COMPANY

EXHIBIT OF PREMIUMS AND LOSSES (Statutory Page 14)

NAIC Group Code 0291

BUSINESS IN THE STATE OF Virginia

DURING THE YEAR 2021

NAIC Company Code 14621

Table with 12 columns: Line of Business, Direct Premiums Written, Direct Premiums Earned, Dividends Paid or Credited to Policyholders on Direct Business, Direct Unearned Premium Reserves, Direct Losses Paid (deducting salvage), Direct Losses Incurred, Direct Losses Unpaid, Direct Defense and Cost Containment Expense Paid, Direct Defense and Cost Containment Expense Incurred, Direct Defense and Cost Containment Expense Unpaid, Commissions and Brokerage Expenses, Taxes, Licenses and Fees. Rows include Fire, Multiple peril crop, Federal flood, Private crop, Private flood, Farmowners multiple peril, Homeowners multiple peril, Commercial multiple peril (non-liability portion), Commercial multiple peril (liability portion), Mortgage guaranty, Ocean marine, Inland marine, Financial guaranty, Medical professional liability, Earthquake, Group accident and health (b), Credit accident and health (group and individual), Collectively renewable accident and health (b), Non-cancelable accident and health(b), Guaranteed renewable accident and health(b), Non-renewable for stated reasons only (b), Other accident only, Medicare Title XVIII exempt from state taxes or fees, All other accident and health (b), Federal employees health benefits plan premium (b), Workers' compensation, Other Liability - occurrence, Other Liability - claims made, Excess workers' compensation, Products liability, Private passenger auto no-fault (personal injury protection), Other private passenger auto liability, Commercial auto no-fault (personal injury protection), Other commercial auto liability, Private passenger auto physical damage, Commercial auto physical damage, Aircraft (all perils), Fidelity, Surety, Burglary and theft, Boiler and machinery, Credit, International, Warranty, Aggregate write-ins for other lines of business, TOTALS (a), DETAILS OF WRITE-INS, 3401, 3402, 3403, 3498, 3499.

(a) Finance and service charges not included in Lines 1 to 35 \$

(b) For health business on indicated lines report: Number of persons insured under PPO managed care products and number of persons insured under indemnity only products

19 VA



ANNUAL STATEMENT FOR THE YEAR 2021 OF THE MOTORISTS MUTUAL INSURANCE COMPANY

EXHIBIT OF PREMIUMS AND LOSSES (Statutory Page 14)

NAIC Group Code 0291

BUSINESS IN THE STATE OF West Virginia

DURING THE YEAR 2021

NAIC Company Code 14621

Line of Business	Gross Premiums, Including Policy and Membership Fees, Less Return Premiums and Premiums on Policies not Taken		3 Dividends Paid or Credited to Policyholders on Direct Business	4 Direct Unearned Premium Reserves	5 Direct Losses Paid (deducting salvage)	6 Direct Losses Incurred	7 Direct Losses Unpaid	8 Direct Defense and Cost Containment Expense Paid	9 Direct Defense and Cost Containment Expense Incurred	10 Direct Defense and Cost Containment Expense Unpaid	11 Commissions and Brokerage Expenses	12 Taxes, Licenses and Fees
	1 Direct Premiums Written	2 Direct Premiums Earned										
1. Fire	39,931	44,788		18,354		(1,200)	1,100		30	30	5,062	1,230
2.1 Allied lines	40,647	45,937		19,865	56,448	49,048	1,100		34	34	6,490	1,607
2.2 Multiple peril crop												
2.3 Federal flood												
2.4 Private crop												
2.5 Private flood												
3. Farmowners multiple peril												
4. Homeowners multiple peril	1,777,168	1,903,640		892,271	1,273,661	1,396,375	266,370	9,429	17,187	18,959	263,915	65,610
5.1 Commercial multiple peril (non-liability portion)	(98)	3,776			(2,995)	(10,395)	1,002	5,136	(6,122)	3,241		
5.2 Commercial multiple peril (liability portion)		122				(2,100)	15,200		(1,022)	79		
6. Mortgage guaranty												
8. Ocean marine	1,591	1,695		942					5	5	546	143
9. Inland marine	26,466	31,425		14,924	3,389	(2,511)	1,000		(98)	102	5,612	1,439
10. Financial guaranty												
11. Medical professional liability												
12. Earthquake	4,878	5,338		2,394							2,440	658
13. Group accident and health (b)												
14. Credit accident and health (group and individual)												
15.1 Collectively renewable accident and health (b)												
15.2 Non-cancelable accident and health(b)												
15.3 Guaranteed renewable accident and health(b)												
15.4 Non-renewable for stated reasons only (b)												
15.5 Other accident only												
15.6 Medicare Title XVIII exempt from state taxes or fees												
15.7 All other accident and health (b)												
15.8 Federal employees health benefits plan premium (b)												
16. Workers' compensation	(1,000)	(1,000)			31,335	(25,441)	126,231		(15,140)	4,560		(290)
17.1 Other Liability - occurrence	127,334	147,384		16,397	588,599	1,776,026	4,347,689	277,234	(201,190)	1,146,776	7,201	4,922
17.2 Other Liability - claims made												
17.3 Excess workers' compensation												
18. Products liability		2				(40,300)	103,200	57,321	31,727	27,208		
19.1 Private passenger auto no-fault (personal injury protection)											4,605	1,303
19.2 Other private passenger auto liability	972,027	1,064,358		331,861	504,045	419,767	624,571	43,665	9,616	93,346	188,002	47,038
19.3 Commercial auto no-fault (personal injury protection)												
19.4 Other commercial auto liability	(10,867)	1,743			2,531,751	(1,134,619)	2,229,879	517,294	248,174	362,281		
21.1 Private passenger auto physical damage	800,601	873,164		270,866	280,941	270,523	9,992		(36)	164	174,330	44,086
21.2 Commercial auto physical damage	(484)	7,292			(42,494)	(58,886)	2,210		(171)	129		
22. Aircraft (all perils)												
23. Fidelity												
24. Surety												
26. Burglary and theft						(300)						
27. Boiler and machinery	(15)	322										
28. Credit												
29. International												
30. Warranty												
34. Aggregate write-ins for other lines of business	0	0	0	0	0	0	0	0	0	0	0	0
35. TOTALS (a)	3,778,177	4,129,986	0	1,567,874	5,224,679	2,635,986	7,729,545	910,079	82,994	1,656,914	658,204	167,746
DETAILS OF WRITE-INS												
3401.												
3402.												
3403.												
3498. Summary of remaining write-ins for Line 34 from overflow page	0	0	0	0	0	0	0	0	0	0	0	0
3499. Totals (Lines 3401 thru 3403 plus 3498)(Line 34 above)	0	0	0	0	0	0	0	0	0	0	0	0

(a) Finance and service charges not included in Lines 1 to 35 \$ 7,931

(b) For health business on indicated lines report: Number of persons insured under PPO managed care products and number of persons insured under indemnity only products

191WV



ANNUAL STATEMENT FOR THE YEAR 2021 OF THE MOTORISTS MUTUAL INSURANCE COMPANY

EXHIBIT OF PREMIUMS AND LOSSES (Statutory Page 14)

NAIC Group Code 0291

BUSINESS IN THE STATE OF Wisconsin

DURING THE YEAR 2021

NAIC Company Code 14621

Table with 12 columns: Line of Business, Direct Premiums Written, Direct Premiums Earned, Dividends Paid or Credited to Policyholders on Direct Business, Direct Unearned Premium Reserves, Direct Losses Paid (deducting salvage), Direct Losses Incurred, Direct Losses Unpaid, Direct Defense and Cost Containment Expense Paid, Direct Defense and Cost Containment Expense Incurred, Direct Defense and Cost Containment Expense Unpaid, Commissions and Brokerage Expenses, Taxes, Licenses and Fees. Rows include Fire, Multiple peril crop, Commercial multiple peril, etc., ending with a TOTALS row showing 5,745 in column 12.

19.WI

(a) Finance and service charges not included in Lines 1 to 35 \$ (b) For health business on indicated lines report: Number of persons insured under PPO managed care products and number of persons insured under indemnity only products



ANNUAL STATEMENT FOR THE YEAR 2021 OF THE MOTORISTS MUTUAL INSURANCE COMPANY

EXHIBIT OF PREMIUMS AND LOSSES (Statutory Page 14)

NAIC Group Code 0291

BUSINESS IN THE STATE OF Grand Total

DURING THE YEAR 2021

NAIC Company Code 14621

Table with 12 columns: Line of Business, Direct Premiums Written, Direct Premiums Earned, Dividends Paid or Credited to Policyholders on Direct Business, Direct Unearned Premium Reserves, Direct Losses Paid (deducting salvage), Direct Losses Incurred, Direct Losses Unpaid, Direct Defense and Cost Containment Expense Paid, Direct Defense and Cost Containment Expense Incurred, Direct Defense and Cost Containment Expense Unpaid, Commissions and Brokerage Expenses, Taxes, Licenses and Fees. Rows include Fire, Allied lines, Multiple peril crop, Federal flood, Private crop, Private flood, Farmowners multiple peril, Homeowners multiple peril, Commercial multiple peril (non-liability portion), Commercial multiple peril (liability portion), Mortgage guaranty, Ocean marine, Inland marine, Financial guaranty, Medical professional liability, Earthquake, Group accident and health (b), Credit accident and health (group and individual), Collectively renewable accident and health (b), Non-cancelable accident and health(b), Guaranteed renewable accident and health(b), Non-renewable for stated reasons only (b), Other accident only, Medicare Title XVIII exempt from state taxes or fees, All other accident and health (b), Federal employees health benefits plan premium (b), Workers' compensation, Other Liability - occurrence, Other Liability - claims made, Excess workers' compensation, Products liability, Private passenger auto no-fault (personal injury protection), Other private passenger auto liability, Commercial auto no-fault (personal injury protection), Other commercial auto liability, Private passenger auto physical damage, Commercial auto physical damage, Aircraft (all perils), Fidelity, Surety, Burglary and theft, Boiler and machinery, Credit, International, Warranty, Aggregate write-ins for other lines of business, and TOTALS (a).

(a) Finance and service charges not included in Lines 1 to 35 \$ 839,718

(b) For health business on indicated lines report: Number of persons insured under PPO managed care products 0 and number of persons insured under indemnity only products 0

19GT

ANNUAL STATEMENT FOR THE YEAR 2021 OF THE MOTORISTS MUTUAL INSURANCE COMPANY

SCHEDULE F - PART 1

Assumed Reinsurance as of December 31, Current Year (\$000 Omitted)

1 ID Number	2 NAIC Com- pany Code	3 Name of Reinsured	4 Domiciliary Jurisdiction	5 Assumed Premium	Reinsurance On		8 Cols. 6 + 7	9 Contingent Commissions Payable	10 Assumed Premiums Receivable	11 Unearned Premium	12 Funds Held By or Deposited With Reinsured Companies	13 Letters of Credit Posted	14 Amount of Assets Pledged or Compensating Balances to Secure Letters of Credit	15 Amount of Assets Pledged or Collateral Held in Trust
					6 Paid Losses and Loss Adjustment Expenses	7 Known Case Losses and LAE								
87-0807723	13016	AlleghenyPoint Insurance Company	WV	16,716	1,400	9,384	10,783		2,633	7,757	10,221			
20-2394166	12372	BrickStreet Mutual Insurance Company	WV	172,101	12,265	430,383	442,648		12,180	81,120	25,066			
62-1590861	10204	Consumers Insurance USA Inc	OH	2,597	246	5,539	5,785		195	741	1,097			
42-1019089	31577	Iowa American Insurance Company	OH	51	220	4,936	5,156		0	18	313			
42-0333120	14338	Iowa Mutual Insurance Company	OH	14,504	1,687	14,013	15,700		759	7,283	3,497			
31-1022150	40932	MICO Insurance Company	OH	10,911	472	997	1,469		1,273	6,144	2,651			
41-0299900	13331	Motorists Commercial Mutual Ins Company	OH	407,537	16,628	126,482	143,110		24,225	194,271	180,872			
26-0818900	13045	NorthStone Insurance Company	WV	111,911	6,591	78,991	85,582		12,415	50,970	57,746			
02-0178290	23175	Phenix Mutual Fire Insurance Company	OH	5,479	854	10,218	11,073		150	3,733	836			
46-1783383	15137	PinnaclePoint Insurance Company	WV	144,124	7,335	86,085	93,420		12,272	67,712	71,999			
46-1795752	15136	SummitPoint Insurance Company	WV	39,273	1,336	42,005	43,341		1,351	23,472	18,519			
39-0739760	19950	Wilson Mutual Insurance Company	OH	24,560	2,435	16,635	19,070		1,795	12,141	6,723			
0199999	Affiliates - U.S. Intercompany Pooling			949,763	51,468	825,667	877,135	0	69,249	455,362	379,538	0	0	0
0499999	Total - U.S. Non-Pool			0	0	0	0	0	0	0	0	0	0	0
0799999	Total - Other (Non-U.S.)			0	0	0	0	0	0	0	0	0	0	0
0899999	Total - Affiliates			949,763	51,468	825,667	877,135	0	69,249	455,362	379,538	0	0	0
AA-9991117	00000	Indiana Comm Auto Ins Procedure	IN	17	17	18	35		13	9				
AA-9991120	00000	Kentucky Comm Auto Ins Procedure	KY	14	66	20	85		(9)	2				
AA-9991210	00000	Kentucky Fair Plan	KY	28	0	0	0		1	0				
AA-9992118	00000	National Workers' Comp Reins Pool	NY	(6)	267	2,430	2,697		31	0				
AA-9991141	00000	Ohio Comm Auto Ins Procedure	OH	746	486	474	960		845	341				
AA-9991222	00000	Ohio Fair Plan	OH	201	0	0	0		0	0				
AA-9991224	00000	Pennsylvania Fair Plan	PA	15	0	0	0		0	0				
AA-9991164	00000	Pennsylvania Pooled CAP	PA	21	28	0	28		33	0				
AA-9991156	00000	West Virginia Comm Auto Ins Procedure	WV	3	0	0	0		0	0				
AA-9991228	00000	West Virginia Fair Plan	WV	40	7	4	11		29	22				
1099999	Total Pools, Associations or Other Similar Facilities - Mandatory Pools			1,078	870	2,945	3,816	0	944	374	0	0	0	0
AA-9995093	00000	Excess and Treaty Management Corporation	NY	0	(4)	854	850		0	0				
AA-9995035	00000	Mutual Reinsurance Bureau	IL	28,539	6,159	22,434	28,593		7,390	4,425				
AA-9995095	00000	NAMICO Reinsurance Facility	IN	0	0	0	0		226	0				
AA-9993225	00000	South Place Syndicate, Inc.	NY	0	0	4	4		0	0				
1199999	Total Pools, Associations or Other Similar Facilities - Voluntary Pools			28,539	6,155	23,292	29,447	0	7,616	4,425	0	0	0	0
1299999	Total - Pools and Associations			29,617	7,025	26,237	33,262	0	8,560	4,800	0	0	0	0
9999999	Totals			979,380	58,493	851,904	910,397	0	77,809	460,161	379,538	0	0	0

ANNUAL STATEMENT FOR THE YEAR 2021 OF THE MOTORISTS MUTUAL INSURANCE COMPANY

SCHEDULE F - PART 2

Premium Portfolio Reinsurance Effected or (Canceled) during Current Year

1 ID Number	2 NAIC Com- pany Code	3 Name of Company	4 Date of Contract	5 Original Premium	6 Reinsurance Premium
NONE					

ANNUAL STATEMENT FOR THE YEAR 2021 OF THE MOTORISTS MUTUAL INSURANCE COMPANY

SCHEDULE F - PART 3

Ceded Reinsurance as of December 31, Current Year (\$000 Omitted)

1 ID Number	2 NAIC Com- pany Code	3 Name of Reinsurer	4 Domiciliary Jurisdiction	5 Special Code	6 Reinsurance Premiums Ceded	Reinsurance Recoverable On										16 Amount in Dispute included in Column 15	Reinsurance Payable		19 Net Amount Recoverable From Reinsurers Cols. 15 - [17 + 18]	20 Funds Held by Company Under Reinsurance Treaties	
						7 Paid Losses	8 Paid LAE	9 Known Case Loss Reserves	10 Known Case LAE Reserves	11 IBNR Loss Reserves	12 IBNR LAE Reserves	13 Unearned Premiums	14 Contingent Commis- sions	15 Columns 7 through 14 Totals	17 Ceded Balances Payable		18 Other Amounts Due to Reinsurers				
87-0807723	13016	AlleghenyPoint Insurance Company	WV		.0	.0	.0	.0	.0	.0	.0	.0	.0	.0	.0	.0	.0	.0	.0	.0	
20-2394166	12372	BrickStreet Mutual Insurance Company	WV		525,930	31,466	.0	440,625	16,914	365,580	120,421	244,461	.0	1,219,466	.0	38,190	.0	1,181,276	151,434	.0	
62-1590861	10204	Consumers Insurance USA Inc	OH		23,009	1,377	.0	19,277	740	15,994	5,268	10,695	.0	53,352	.0	1,671	.0	51,681	6,625	.0	
42-1019089	31577	Iowa American Insurance Company	OH		6,574	393	.0	5,508	211	4,570	1,505	3,056	.0	15,243	.0	477	.0	14,766	1,893	.0	
42-0333120	14338	Iowa Mutual Insurance Company	OH		18,627	1,114	.0	15,605	599	12,948	4,265	8,658	.0	43,189	.0	1,353	.0	41,837	5,363	.0	
31-1022150	40932	MICO Insurance Company	OH		.0	.0	.0	.0	.0	.0	.0	.0	.0	.0	.0	.0	.0	.0	.0	.0	
41-0299900	13331	Motorists Commercial Mutual Ins Company	OH		112,856	6,752	.0	94,551	3,630	78,447	25,840	52,457	.0	261,677	.0	8,195	.0	253,482	32,495	.0	
26-0818900	13045	NorthStone Insurance Company	WV		.0	.0	.0	.0	.0	.0	.0	.0	.0	.0	.0	.0	.0	.0	.0	.0	
02-0178290	23175	Phenix Mutual Fire Insurance Company	OH		17,531	1,049	.0	14,687	564	12,186	4,014	8,149	.0	40,649	.0	1,273	.0	39,376	5,048	.0	
46-1783383	15137	PinnaclePoint Insurance Company	WV		8,766	524	.0	7,344	282	6,093	2,007	4,074	.0	20,324	.0	637	.0	19,688	2,524	.0	
46-1795752	15136	SummitPoint Insurance Company	WV		8,766	524	.0	7,344	282	6,093	2,007	4,074	.0	20,324	.0	637	.0	19,688	2,524	.0	
39-0739760	19950	Wilson Mutual Insurance Company	OH		18,627	1,114	.0	15,605	599	12,948	4,265	8,658	.0	43,189	.0	1,353	.0	41,837	5,363	.0	
0199999. Total Authorized - Affiliates - U.S. Intercompany Pooling					740,685	44,314	0	620,547	23,821	514,858	169,592	344,282	0	1,717,415	0	53,784	0	1,663,630	213,269	0	
0499999. Total Authorized - Affiliates - U.S. Non-Pool					0	0	0	0	0	0	0	0	0	0	0	0	0	0	0	0	0
0799999. Total Authorized - Affiliates - Other (Non-U.S.)					0	0	0	0	0	0	0	0	0	0	0	0	0	0	0	0	0
0899999. Total Authorized - Affiliates					740,685	44,314	0	620,547	23,821	514,858	169,592	344,282	0	1,717,415	0	53,784	0	1,663,630	213,269	0	
06-1182357	22730	Allied World Reinsurance Company	NH		98	7	.0	7	.0	.0	.0	.0	.0	14	.0	21	.0	(6)	.0	.0	
36-2661954	10103	American Agricultural Insurance Company	IN		47	3	.0	4	.0	.0	.0	.0	.0	7	.0	30	.0	(23)	.0	.0	
06-1430254	10348	Arch Reinsurance Company	DE		199	4	.0	4	.0	.0	.0	.0	.0	8	.0	179	.0	(171)	.0	.0	
51-0434766	20370	Axis Reinsurance Company	NY		128	10	.0	11	.0	.0	.0	.0	.0	22	.0	73	.0	(52)	.0	.0	
47-0574325	32603	Berkley Insurance Company	DE		.0	.0	.0	.0	.0	.0	.0	.0	.0	.0	.0	40	.0	(40)	.0	.0	
31-0542366	10677	Cincinnati Insurance Company	OH		.0	.0	.0	.0	.0	.0	.0	.0	.0	.0	.0	169	.0	(169)	.0	.0	
46-4265295	15359	Clearwater Insurance Company	MI		.0	.0	.0	.0	.0	.0	.0	.0	.0	.0	.0	.0	.0	.0	.0	.0	
36-2994662	36552	Coliseum Reinsurance Company	DE		.0	.0	.0	.0	.0	.0	.0	.0	.0	.0	.0	44	.0	(44)	.0	.0	
36-2114545	20443	Continental Casualty Company	IL		.0	.0	.0	.0	.0	.0	.0	.0	.0	.0	.0	.0	.0	(87)	.0	.0	
38-2145898	33499	Doranco Reinsurance Company	MI		.0	.0	.0	.0	.0	.0	.0	.0	.0	.0	.0	4	.0	(4)	.0	.0	
42-0234980	21415	Employers Mutual Casualty Company	IA		63	165	.0	233	.0	197	.0	.0	.0	595	.0	153	.0	442	.0	.0	
22-2005057	26921	Everest Reinsurance Company	DE		64	329	.0	348	.0	399	.0	.0	.0	1,076	.0	281	.0	795	.0	.0	
Farm Bureau Mutual Ins Company Of Michigan					.0	.0	.0	.0	.0	.0	.0	.0	.0	.0	.0	.0	.0	.0	.0	.0	.0
38-1316179	21555	General Reinsurance Corporation	MI		.0	.0	.0	.0	.0	.0	.0	.0	.0	.0	.0	.0	.0	.0	.0	17	.0
13-2673100	22039	General Reinsurance Corporation	DE		37	233	.0	102	.0	279	.0	.0	.0	615	.0	(4)	.0	619	.0	.0	
13-5617450	11231	Generali - US Branch	NY		.0	.0	.0	.0	.0	.0	.0	.0	.0	.0	.0	(2)	.0	2	.0	.0	
06-0383750	19682	Hartford Fire Insurance Company	CT		.0	.0	.0	.0	.0	.0	.0	.0	.0	.0	.0	(28)	.0	28	.0	.0	
Hartford Steam Boiler Inspection & Insurance Co					.0	.0	.0	.0	.0	.0	.0	.0	.0	.0	.0	.0	.0	.0	.0	.0	.0
06-0384680	11452	Hartford Steam Boiler Inspection & Insurance Co	CT		.0	.0	.0	.0	.0	.0	.0	.0	.0	.0	.0	.0	11	.0	(11)	.0	.0
74-2195939	42374	Houston Casualty Company	TX		.0	.0	.0	.0	.0	.0	.0	.0	.0	.0	.0	74	.0	(74)	.0	.0	
06-1481194	10829	Markel Global Reinsurance Company	DE		.0	.0	.0	.0	.0	.0	.0	.0	.0	.0	.0	154	.0	(154)	.0	.0	
13-4924125	10227	Munich Reinsurance America, Inc	DE		.0	.0	.0	.0	.0	.0	.0	.0	.0	.0	.0	59	.0	144	.0	.0	
47-0698507	23680	Odyssey Reinsurance Company	CT		9	.0	.0	.0	.0	.0	.0	.0	.0	.0	.0	105	.0	(105)	.0	.0	
13-3031176	38636	Partner Reinsurance Company Of The US	NY		41	260	.0	320	.0	307	.0	.0	.0	887	.0	323	.0	565	.0	.0	
13-3531373	10006	PartnerRe Insurance Company Of NY	NY		.0	.0	.0	.0	.0	.0	.0	.0	.0	.0	.0	11	.0	(11)	.0	.0	
23-1641984	10219	QBE Reinsurance Corporation	PA		.0	133	.0	224	.0	234	.0	.0	.0	590	.0	118	.0	472	.0	.0	
52-1952955	10357	Renaissance Reinsurance US, Inc	MD		41	168	.0	437	.0	523	.0	.0	.0	1,128	.0	393	.0	735	.0	.0	
75-1444207	30058	SCOR Reinsurance Company	NY		.0	.0	.0	.0	.0	.0	.0	.0	.0	.0	.0	(6)	.0	6	.0	.0	
43-0613000	23388	Shelter Mutual Insurance Company	MO		28	.0	.0	.0	.0	.0	.0	.0	.0	.0	.0	.0	.0	.0	.0	.0	
13-2997499	38776	Sirius America Insurance Company	NY		.0	.0	.0	.0	.0	.0	.0	.0	.0	.0	.0	12	.0	(12)	.0	.0	
13-1675535	25364	Swiss Reinsurance America Corporation	NY		145	121	.0	.0	.0	114	.0	.0	.0	235	.0	14	.0	221	.0	94	
13-5616275	19453	Transatlantic Reinsurance Company	NY		.0	.0	.0	.0	.0	.0	.0	.0	.0	.0	.0	(1)	.0	1	.0	.0	
48-0921045	39845	Westport Insurance Corporation	MO		.0	1,990	.0	16,911	.0	.0	.0	.0	.0	18,901	.0	3,081	.0	15,820	.0	.0	

ANNUAL STATEMENT FOR THE YEAR 2021 OF THE MOTORISTS MUTUAL INSURANCE COMPANY

SCHEDULE F - PART 3

Ceded Reinsurance as of December 31, Current Year (\$000 Omitted)

1 ID Number	2 NAIC Company Code	3 Name of Reinsurer	4 Domiciliary Jurisdiction	5 Special Code	6 Reinsurance Premiums Ceded	Reinsurance Recoverable On									16 Amount in Dispute included in Column 15	Reinsurance Payable		19 Net Amount Recoverable From Reinsurers Cols. 15 - [17 + 18]	20 Funds Held by Company Under Reinsurance Treaties	
						7 Paid Losses	8 Paid LAE	9 Known Case Loss Reserves	10 Known Case LAE Reserves	11 IBNR Loss Reserves	12 IBNR LAE Reserves	13 Unearned Premiums	14 Contingent Commis- sions	15 Columns 7 through 14 Totals		17 Ceded Balances Payable	18 Other Amounts Due to Reinsurers			
13-1290712	.20583	X L Reinsurance America Inc	NY		0	0	0	0	0	0	0	0	0	0	0	0	81		(81)	0
0999999		Total Authorized - Other U.S. Unaffiliated Insurers			899	3,424	0	18,687	0	2,170	0	0	0	24,280	0	5,301	0	18,979	111	
AA-9991501	.00000	Indiana Mine Subsidence Insurance Fund	IN		4	0	0	0	0	0	0	2		2		1		1		
AA-9991502	.00000	Kentucky Mine Subsidence Insurance Fund	KY		6	0	0	0	0	0	0	3		3		1		2		
AA-9991159	.00000	Michigan Catastrophic Claims Association	MI		0	4,402	0	24,240	0	0	0	0		28,641	3,719	(25)		28,666		
AA-9991503	.00000	Ohio Mine Subsidence Insurance Fund	OH		12	0	0	0	0	0	0	6		6		3		4		
AA-9991506	.00000	West Virginia Mine Subsidence Fund	WV		7	0	0	0	0	0	0	3		3		2		2		
1099999		Total Authorized - Pools - Mandatory Pools			29	4,402	0	24,240	0	0	0	15		28,656	3,719	(19)	0	28,675	0	
AA-9995035	.00000	Mutual Reinsurance Bureau	IL		197	7	0	7	0	0	0	0		14		(17)		31		
1199999		Total Authorized - Pools - Voluntary Pools			197	7	0	7	0	0	0	0		14	0	(17)	0	31	0	
AA-1120337	.00000	Aspen Insurance UK Ltd	GBR		0	2	0	211	0	151				364		138		226	0	
AA-1320035	.00000	Colisee Re	FRA		0	0	0	0	0	0				0		0		0	0	
AA-3194122	.00000	DaVinci Reinsurance Ltd	BMU		7	0	0	0	0	0				0		(6)		7	0	
AA-1126382	.00000	Lloyd's Syndicate Number 0382	GBR		0	0	0	0	0	0				0		(1)		1	0	
AA-1126435	.00000	Lloyd's Syndicate Number 0435	GBR		0	0	0	0	0	0				0		7		(7)	0	
AA-1126510	.00000	Lloyd's Syndicate Number 0510	GBR		0	0	0	0	0	0				0		0		0	0	
AA-1126557	.00000	Lloyd's Syndicate Number 0557	GBR		0	0	0	0	0	0				0		0		0	0	
AA-1126566	.00000	Lloyd's Syndicate Number 0566	GBR		0	0	0	0	0	0				0		2		(2)	0	
AA-1126570	.00000	Lloyd's Syndicate Number 0570	GBR		0	0	0	0	0	0				0		0		0	0	
AA-1126609	.00000	Lloyd's Syndicate Number 0609	GBR		0	0	0	0	0	0				0		115		(115)	0	
AA-1126623	.00000	Lloyd's Syndicate Number 0623	GBR		30	1	0	2	0	0				3		2		1	0	
AA-1126626	.00000	Lloyd's Syndicate Number 0626	GBR		0	0	0	0	0	0				0		(1)		1	0	
AA-1126727	.00000	Lloyd's Syndicate Number 0727	GBR		0	0	0	0	0	0				0		0		0	0	
AA-1126780	.00000	Lloyd's Syndicate Number 0780	GBR		0	0	0	0	0	0				0		0		0	0	
AA-1126958	.00000	Lloyd's Syndicate Number 0958	GBR		0	0	0	0	0	0				0		2		(2)	0	
AA-1127084	.00000	Lloyd's Syndicate Number 1084	GBR		0	0	0	0	0	0				0		1		(1)	0	
AA-1128020	.00000	Lloyd's Syndicate Number 1183	GBR		0	0	0	0	0	0				0		(35)		35	0	
AA-1127414	.00000	Lloyd's Syndicate Number 1414	GBR		0	0	0	0	0	0				0		87		(87)	0	
AA-1120102	.00000	Lloyd's Syndicate Number 1458	GBR		0	0	0	0	0	0				0		0		0	0	
AA-1120156	.00000	Lloyd's Syndicate Number 1686	GBR		52	3	0	4	0	0				8		38		(30)	0	
AA-1120157	.00000	Lloyd's Syndicate Number 1729	GBR		65	0	0	0	0	0				0		3		(3)	0	
AA-1120171	.00000	Lloyd's Syndicate Number 1856	GBR		29	0	0	0	0	0				0		1		(1)	0	
AA-1120096	.00000	Lloyd's Syndicate Number 1880	GBR		0	0	0	0	0	0				0		0		0	0	
AA-1120084	.00000	Lloyd's Syndicate Number 1955	GBR		0	0	0	0	0	0				0		168		(168)	0	
AA-1128001	.00000	Lloyd's Syndicate Number 2001	GBR		0	0	0	0	0	0				0		(1)		1	0	
AA-1120071	.00000	Lloyd's Syndicate Number 2007	GBR		0	0	0	0	0	0				0		0		0	0	
AA-1128010	.00000	Lloyd's Syndicate Number 2010	GBR		0	0	0	0	0	0				0		(47)		47	0	
AA-1120158	.00000	Lloyd's Syndicate Number 2014	GBR		0	0	0	0	0	0				0		(33)		33	0	
AA-1128623	.00000	Lloyd's Syndicate Number 2623	GBR		139	7	0	8	0	0				15		10		5	0	
AA-1128791	.00000	Lloyd's Syndicate Number 2791	GBR		91	3	0	4	0	0				7		40		(33)	0	
AA-1128987	.00000	Lloyd's Syndicate Number 2987	GBR		1	0	0	0	0	0				0		471		(471)	0	
AA-1129000	.00000	Lloyd's Syndicate Number 3000	GBR		1	4	0	1	0	0				5		369		(364)	0	
AA-1120184	.00000	Lloyd's Syndicate Number 3268	GBR		34	2	0	3	0	0				5		27		(21)	0	
AA-1126005	.00000	Lloyd's Syndicate Number 4000	GBR		20	0	0	0	0	0				0		(34)		34	0	
AA-1126004	.00000	Lloyd's Syndicate Number 4444	GBR		0	0	0	0	0	0				0		67		(67)	0	
AA-1126006	.00000	Lloyd's Syndicate Number 4472	GBR		0	0	0	0	0	0				0		148		(148)	0	
AA-1120181	.00000	Lloyd's Syndicate Number 5886	GBR		68	4	0	5	0	0				9		33		(25)	0	
AA-1840000	.00000	Mapire Re Compania de Reaseguros SA	ESP		0	0	0	0	0	0				0		(127)		127	0	
AA-3190829	.00000	Markel Bermuda Ltd	BMU		0	0	0	0	0	0				0		9		(9)	3	
AA-3190686	.00000	Partner Reinsurance Company Ltd	BMU		0	0	0	0	0	0				0		95		(95)	0	

ANNUAL STATEMENT FOR THE YEAR 2021 OF THE MOTORISTS MUTUAL INSURANCE COMPANY

SCHEDULE F - PART 3

Ceded Reinsurance as of December 31, Current Year (\$000 Omitted)

1 ID Number	2 NAIC Company Code	3 Name of Reinsurer	4 Domiciliary Jurisdiction	5 Special Code	6 Reinsurance Premiums Ceded	Reinsurance Recoverable On									16 Amount in Dispute included in Column 15	Reinsurance Payable		19 Net Amount Recoverable From Reinsurers Cols. 15 - [17 + 18]	20 Funds Held by Company Under Reinsurance Treaties	
						7 Paid Losses	8 Paid LAE	9 Known Case Loss Reserves	10 Known Case LAE Reserves	11 IBNR Loss Reserves	12 IBNR LAE Reserves	13 Unearned Premiums	14 Contingent Commis- sions	15 Columns 7 through 14 Totals		17 Ceded Balances Payable	18 Other Amounts Due to Reinsurers			
AA-3190339	.00000	Renaissance Reinsurance Ltd	BMU		7	0	0	0	0	0	0	0	0	0	0	0	(43)	44	0	
1299999. Total Authorized - Other Non-U.S. Insurers					545	28	0	238	0	151	0	0	0	0	417	0	1,504	0	(1,087)	3
1499999. Total Authorized Excluding Protected Cells (Sum of 0899999, 0999999, 1099999, 1199999 and 1299999)					742,356	52,174	0	663,718	23,821	517,179	169,592	344,297	0	1,770,782	3,719	60,554	0	1,710,228	213,384	
1899999. Total Unauthorized - Affiliates - U.S. Non-Pool					0	0	0	0	0	0	0	0	0	0	0	0	0	0	0	0
2199999. Total Unauthorized - Affiliates - Other (Non-U.S.)					0	0	0	0	0	0	0	0	0	0	0	0	0	0	0	0
2299999. Total Unauthorized - Affiliates					0	0	0	0	0	0	0	0	0	0	0	0	0	0	0	0
43-1424791	.26557	Shelter Reinsurance Company	MO														1	(1)	0	
2399999. Total Unauthorized - Other U.S. Unaffiliated Insurers					0	0	0	0	0	0	0	0	0	0	0	0	1	0	(1)	0
AA-3194128	.00000	Allied World Assurance Company Ltd	BMU		0	0	0	0	0	0	0	0	0	0	0	0	290	(290)	0	
AA-3190005	.00000	American International Reins Co Ltd	BMU		0	0	0	0	0	0	0	0	0	0	0	0	(45)	45	0	
AA-1460019	.00000	Amlin AG	CHE		0	0	0	0	0	0	0	0	0	0	0	0	(1)	1	0	
AA-3190932	.00000	Argo Re Ltd	BMU		0	0	0	0	0	0	0	0	0	0	0	0	2	(2)	2	
AA-3190873	.00000	Ariel Reinsurance Company Ltd	BMU		0	0	0	0	0	0	0	0	0	0	0	0	0	0	0	
AA-3191352	.00000	Ascot Reinsurance Company Ltd	BMU		0	0	0	0	0	0	0	0	0	0	0	0	0	0	0	
AA-3190770	.00000	Chubb Tempest Reinsurance Ltd	BMU		72	2	0	2	0	0	0	0	0	0	0	0	8	(4)	0	
AA-1120191	.00000	Convex Insurance UK Ltd	GBR		101	1	0	4	0	0	0	0	0	0	0	0	17	(11)	0	
		Devk Ruckversicherungs und Beteiligungs AG																		
AA-1340028	.00000		DEU		104	1	0	3	0	0	0	0	0	0	0	0	14	(10)	0	
AA-1120175	.00000	Fidelis Underwriting Ltd	GBR		1	0	0	2	0	0	0	0	0	0	0	0	5	(3)	0	
AA-3190877	.00000	Flagstone Reinsurance Ltd	BMU		0	0	0	0	0	0	0	0	0	0	0	0	2	(2)	0	
AA-3191190	.00000	Hamilton Re Ltd	BMU		0	0	0	0	0	0	0	0	0	0	0	0	3	(3)	1	
AA-3190060	.00000	Hanover Re (Bermuda) Ltd	BMU		0	0	0	0	0	0	0	0	0	0	0	0	80	(80)	0	
AA-1320034	.00000	Paris Re SA	FRA		0	0	0	0	0	0	0	0	0	0	0	0	1	(1)	0	
AA-3191298	.00000	Qatar Reinsurance Company Ltd	BMU		69	0	0	0	0	0	0	0	0	0	0	0	14	(14)	0	
AA-1340004	.00000	R+V Versicherung AG	DEU		225	12	0	11	0	0	0	0	0	0	0	0	85	(62)	0	
AA-3190870	.00000	Validus Reinsurance Ltd	BMU		0	0	0	0	0	0	0	0	0	0	0	0	(3)	3	0	
AA-3191388	.00000	Vermeer Reinsurance Ltd	BMU		13	0	0	0	0	0	0	0	0	0	0	0	1	(1)	0	
AA-3190757	.00000	XL Re Ltd	BMU		76	2	0	2	0	0	0	0	0	0	0	0	20	(16)	0	
2699999. Total Unauthorized - Other Non-U.S. Insurers					661	17	0	24	0	0	0	0	0	42	0	493	0	(452)	3	
2899999. Total Unauthorized Excluding Protected Cells (Sum of 2299999, 2399999, 2499999, 2599999 and 2699999)					661	17	0	24	0	0	0	0	0	42	0	494	0	(453)	3	
3299999. Total Certified - Affiliates - U.S. Non-Pool					0	0	0	0	0	0	0	0	0	0	0	0	0	0	0	0
3599999. Total Certified - Affiliates - Other (Non-U.S.)					0	0	0	0	0	0	0	0	0	0	0	0	0	0	0	0
3699999. Total Certified - Affiliates					0	0	0	0	0	0	0	0	0	0	0	0	0	0	0	0
CR-1340125	.00000	Hannover Ruckversicherungs AG	DEU		297	257	0	354	0	368	0	0	0	980	0	313	0	667	0	
4099999. Total Certified - Other Non-U.S. Insurers					297	257	0	354	0	368	0	0	0	980	0	313	0	667	0	
4299999. Total Certified Excluding Protected Cells (Sum of 3699999, 3799999, 3899999, 3999999 and 4099999)					297	257	0	354	0	368	0	0	0	980	0	313	0	667	0	
4699999. Total Reciprocal Jurisdiction - Affiliates - U.S. Non-Pool					0	0	0	0	0	0	0	0	0	0	0	0	0	0	0	0
4999999. Total Reciprocal Jurisdiction - Affiliates - Other (Non-U.S.)					0	0	0	0	0	0	0	0	0	0	0	0	0	0	0	0
5099999. Total Reciprocal Jurisdiction - Affiliates					0	0	0	0	0	0	0	0	0	0	0	0	0	0	0	0
5699999. Total Reciprocal Jurisdiction Excluding Protected Cells (Sum of 5099999, 5199999, 5299999, 5399999 and 5499999)					0	0	0	0	0	0	0	0	0	0	0	0	0	0	0	0
5799999. Total Authorized, Unauthorized, Reciprocal Jurisdiction and Certified Excluding Protected Cells (Sum of 1499999, 2899999, 4299999 and 5699999)					743,314	52,449	0	664,097	23,821	517,547	169,592	344,297	0	1,771,804	3,719	61,362	0	1,710,442	213,386	
5899999. Total Protected Cells (Sum of 1399999, 2799999, 4199999 and 5599999)					0	0	0	0	0	0	0	0	0	0	0	0	0	0	0	0
9999999 Totals					743,314	52,449	0	664,097	23,821	517,547	169,592	344,297	0	1,771,804	3,719	61,362	0	1,710,442	213,386	

ANNUAL STATEMENT FOR THE YEAR 2021 OF THE MOTORISTS MUTUAL INSURANCE COMPANY

SCHEDULE F - PART 3 (Continued)

Ceded Reinsurance as of December 31, Current Year (\$000 Omitted)
(Credit Risk)

ID Number From Col. 1	Name of Reinsurer From Col. 3	Collateral				25 Total Funds Held, Payables & Collateral	26 Net Recoverable Net of Funds Held & Collateral	27 Applicable Sch. F Penalty (Col. 78)	Ceded Reinsurance Credit Risk								
		21 Multiple Beneficiary Trusts	22 Letters of Credit	23 Issuing or Confirming Bank Reference Number	24 Single Beneficiary Trusts & Other Allowable Collateral				28 Total Amount Recoverable from Reinsurers Less Penalty (Cols. 15-27)	29 Stressed Recoverable (Col. 28 * 120%)	30 Reinsurance Payable & Funds Held (Cols. 17+18+20; but not in excess of Col. 29)	31 Stressed Net Recoverable (Cols. 29-30)	32 Total Collateral (Cols. 21+22 + 24, not in Excess of Col. 31)	33 Stressed Net Recoverable Net of Collateral Offsets (Cols. 31-32)	34 Reinsurer Designation Equivalent	35 Credit Risk on Collateralized Recoverables (Col. 32 * Factor Applicable to Reinsurer Designation Equivalent in Col. 34)	36 Credit Risk on Un-collateralized Recoverables (Col. 33 * Factor Applicable to Reinsurer Designation Equivalent in Col. 34)
87-0807723	AlleghenyPoint Insurance Company					.0	.0	.0	XXX	XXX	XXX	XXX	XXX	XXX	XXX	XXX	XXX
20-2394166	BrickStreet Mutual Insurance Company					189,624	1,029,842	.0	XXX	XXX	XXX	XXX	XXX	XXX	XXX	XXX	XXX
62-1590861	Consumers Insurance USA Inc					8,296	45,056	.0	XXX	XXX	XXX	XXX	XXX	XXX	XXX	XXX	XXX
42-1019089	Iowa American Insurance Company					2,370	12,873	.0	XXX	XXX	XXX	XXX	XXX	XXX	XXX	XXX	XXX
42-0333120	Iowa Mutual Insurance Company					6,716	36,474	.0	XXX	XXX	XXX	XXX	XXX	XXX	XXX	XXX	XXX
31-1022150	MICO Insurance Company					.0	.0	.0	XXX	XXX	XXX	XXX	XXX	XXX	XXX	XXX	XXX
41-0299900	Motorists Commercial Mutual Ins Company					40,690	220,987	.0	XXX	XXX	XXX	XXX	XXX	XXX	XXX	XXX	XXX
26-0818900	NorthStone Insurance Company					.0	.0	.0	XXX	XXX	XXX	XXX	XXX	XXX	XXX	XXX	XXX
02-0178290	Phenix Mutual Fire Insurance Company					6,321	34,328	.0	XXX	XXX	XXX	XXX	XXX	XXX	XXX	XXX	XXX
46-1783383	PinnaclePoint Insurance Company					3,160	17,164	.0	XXX	XXX	XXX	XXX	XXX	XXX	XXX	XXX	XXX
46-1795752	SummitPoint Insurance Company					3,160	17,164	.0	XXX	XXX	XXX	XXX	XXX	XXX	XXX	XXX	XXX
39-0739760	Wilson Mutual Insurance Company					6,716	36,474	.0	XXX	XXX	XXX	XXX	XXX	XXX	XXX	XXX	XXX
0199999	Total Authorized - Affiliates - U.S. Intercompany Pooling	0	0	XXX	0	267,054	1,450,361	0	XXX	XXX	XXX	XXX	XXX	XXX	XXX	XXX	XXX
0499999	Total Authorized - Affiliates - U.S. Non-Pool	0	0	XXX	0	0	0	0	XXX	XXX	XXX	XXX	XXX	XXX	XXX	XXX	XXX
0799999	Total Authorized - Affiliates - Other (Non-U.S.)	0	0	XXX	0	0	0	0	0	0	0	0	0	0	XXX	0	0
0899999	Total Authorized - Affiliates	0	0	XXX	0	267,054	1,450,361	0	0	0	0	0	0	0	XXX	0	0
06-1182357	Allied World Reinsurance Company					.14	.0	.0	.14	.17	.17	.0	.0	.0	4.	.0	.0
36-2661954	American Agricultural Insurance Company					.7	.0	.0	.7	.8	.8	.0	.0	.0	3.	.0	.0
06-1430254	Arch Reinsurance Company					.8	.0	.0	.8	10	10	.0	.0	.0	2.	.0	.0
51-0434766	Axis Reinsurance Company					22	.0	.0	22	26	26	.0	.0	.0	6.	.0	.0
47-0574325	Berkley Insurance Company					.0	.0	.0	.0	.0	.0	.0	.0	.0	3.	.0	.0
31-0542366	Cincinnati Insurance Company					.0	.0	.0	.0	.0	.0	.0	.0	.0	2.	.0	.0
46-4265295	Clearwater Insurance Company					.0	.0	.0	.0	.0	.0	.0	.0	.0	6.	.0	.0
36-2994662	Coliseum Reinsurance Company					.0	.0	.0	.0	.0	.0	.0	.0	.0	6.	.0	.0
36-2114545	Continental Casualty Company					(.87)	.87	.0	.0	.0	(.87)	.87	.0	.87	3.	.0	.4
38-2145898	Dorinco Reinsurance Company					.0	.0	.0	.0	.0	.0	.0	.0	.0	3.	.0	.0
42-0234980	Employers Mutual Casualty Company					.153	.442	.0	.595	.714	.153	.561	.0	.561	3.	.0	.27
22-2005057	Everest Reinsurance Company					.281	.795	.0	1,076	1,291	.281	1,010	.0	1,010	2.	.0	.41
38-1316179	Farm Bureau Mutual Ins Company Of Michigan					.0	.0	.0	.0	.0	.0	.0	.0	.0	3.	.0	.0
13-2673100	General Reinsurance Corporation					(.4)	.619	.0	.615	.738	(.4)	.742	.0	.742	2.	.0	.30
13-5617450	Generali - US Branch					(.2)	.2	.0	.0	.0	(.2)	.2	.0	.2	3.	.0	.0
06-0383750	Hartford Fire Insurance Company					(.28)	.28	.0	.0	.0	(.28)	.28	.0	.28	2.	.0	.1
06-0384680	Hartford Steam Boiler Inspection & Insurance Co					.0	.0	.0	.0	.0	.0	.0	.0	.0	1.	.0	.0
74-2195939	Houston Casualty Company					.0	.0	.0	.0	.0	.0	.0	.0	.0	1.	.0	.0
06-1481194	Markel Global Reinsurance Company					.0	.0	.0	.0	.0	.0	.0	.0	.0	3.	.0	.0
13-4924125	Munich Reinsurance America, Inc					.59	.144	.0	.203	.244	.59	.184	.0	.184	2.	.0	.8
47-0698507	Odyssey Reinsurance Company					.0	.0	.0	.0	.0	.0	.0	.0	.0	3.	.0	.0
13-3031176	Partner Reinsurance Company Of The US					.323	.565	.0	.887	1,065	.323	.742	.0	.742	3.	.0	.36
13-3531373	PartnerRe Insurance Company Of NY					.0	.0	.0	.0	.0	.0	.0	.0	.0	6.	.0	.0
23-1641984	QBE Reinsurance Corporation					.118	.472	.0	.590	.708	.118	.590	.0	.590	3.	.0	.28
52-1952955	Renaissance Reinsurance US, Inc					.393	.735	.0	1,128	1,353	.393	.960	.0	.960	2.	.0	.39

ANNUAL STATEMENT FOR THE YEAR 2021 OF THE MOTORISTS MUTUAL INSURANCE COMPANY

SCHEDULE F - PART 3 (Continued)

Ceded Reinsurance as of December 31, Current Year (\$000 Omitted)
(Credit Risk)

ID Number From Col. 1	Name of Reinsurer From Col. 3	Collateral				25 Total Funds Held, Payables & Collateral	26 Net Recoverable Net of Funds Held & Collateral	27 Applicable Sch. F Penalty (Col. 78)	Ceded Reinsurance Credit Risk							
		21 Multiple Beneficiary Trusts	22 Letters of Credit	23 Issuing or Confirming Bank Reference Number	24 Single Beneficiary Trusts & Other Allowable Collateral				28 Total Amount Recoverable from Reinsurers Less Penalty (Cols. 15-27)	29 Stressed Recoverable (Col. 28 * 120%)	30 Reinsurance Payable & Funds Held (Cols. 17+18+20; but not in excess of Col. 29)	31 Stressed Net Recoverable (Cols. 29-30)	32 Total Collateral (Cols. 21+22 + 24, not in Excess of Col. 31)	33 Stressed Net Recoverable Net of Collateral Offsets (Cols. 31-32)	34 Reinsurer Designation Equivalent	35 Credit Risk on Collateralized Recoverables (Col. 32 * Factor Applicable to Reinsurer Designation Equivalent in Col. 34)
75-1444207	SCOR Reinsurance Company					(6)	6	0	0	0	(6)	6	0	6	2	0
43-0613000	Shelter Mutual Insurance Company					0	0	0	0	0	0	0	0	0	3	0
13-2997499	Sirius America Insurance Company					0	0	0	0	0	0	0	0	0	4	0
13-1675535	Swiss Reinsurance America Corporation					108	126	0	235	282	108	173	0	173	2	7
13-5616275	Transatlantic Reinsurance Company					(1)	1	0	0	0	(1)	1	0	1	2	0
48-0921045	Westport Insurance Corporation					3,081	15,820	0	18,901	22,681	3,081	19,600	0	19,600	2	804
13-1290712	X L Reinsurance America Inc					0	0	0	0	0	0	0	0	0	2	0
0999999	Total Authorized - Other U.S. Unaffiliated Insurers	0	0	XXX	0	4,437	19,843	0	24,280	29,136	4,447	24,689	0	24,689	XXX	1,026
AA-9991501	Indiana Mine Subsidence Insurance Fund					.1	1	0	XXX	XXX	XXX	XXX	XXX	XXX	XXX	XXX
AA-9991502	Kentucky Mine Subsidence Insurance Fund					.1	2	0	XXX	XXX	XXX	XXX	XXX	XXX	XXX	XXX
AA-9991159	Michigan Catastrophic Claims Association					(25)	28,666	744	XXX	XXX	XXX	XXX	XXX	XXX	XXX	XXX
AA-9991503	Ohio Mine Subsidence Insurance Fund					3	4	0	XXX	XXX	XXX	XXX	XXX	XXX	XXX	XXX
AA-9991506	West Virginia Mine Subsidence Fund					2	2	0	XXX	XXX	XXX	XXX	XXX	XXX	XXX	XXX
1099999	Total Authorized - Pools - Mandatory Pools	0	0	XXX	0	(19)	28,675	744	XXX	XXX	XXX	XXX	XXX	XXX	XXX	XXX
AA-9995035	Mutual Reinsurance Bureau					(17)	31	0	14	17	(17)	34	0	34	6	5
1199999	Total Authorized - Pools - Voluntary Pools	0	0	XXX	0	(17)	31	0	14	17	(17)	34	0	34	XXX	5
AA-1120337	Aspen Insurance UK Ltd					138	226	0	364	437	138	299	0	299	6	42
AA-1320035	Colisee Re					0	0	0	0	0	0	0	0	0	6	0
AA-3194122	DaVinci Reinsurance Ltd					(6)	7	0	0	0	(6)	7	0	7	6	1
AA-1126382	Lloyd's Syndicate Number 0382					(1)	1	0	0	0	(1)	1	0	1	6	0
AA-1126435	Lloyd's Syndicate Number 0435					0	0	0	0	0	0	0	0	0	6	0
AA-1126510	Lloyd's Syndicate Number 0510					0	0	0	0	0	0	0	0	0	6	0
AA-1126557	Lloyd's Syndicate Number 0557					0	0	0	0	0	0	0	0	0	6	0
AA-1126566	Lloyd's Syndicate Number 0566					0	0	0	0	0	0	0	0	0	6	0
AA-1126570	Lloyd's Syndicate Number 0570					0	0	0	0	0	0	0	0	0	6	0
AA-1126609	Lloyd's Syndicate Number 0609					0	0	0	0	0	0	0	0	0	6	0
AA-1126623	Lloyd's Syndicate Number 0623					2	1	0	3	4	2	2	0	2	6	0
AA-1126626	Lloyd's Syndicate Number 0626					(1)	1	0	0	0	(1)	1	0	1	6	0
AA-1126727	Lloyd's Syndicate Number 0727					0	0	0	0	0	0	0	0	0	6	0
AA-1126780	Lloyd's Syndicate Number 0780					0	0	0	0	0	0	0	0	0	6	0
AA-1126958	Lloyd's Syndicate Number 0958					0	0	0	0	0	0	0	0	0	6	0
AA-1127084	Lloyd's Syndicate Number 1084					0	0	0	0	0	0	0	0	0	6	0
AA-1128020	Lloyd's Syndicate Number 1183					(35)	35	0	0	0	(35)	35	0	35	6	5
AA-1127414	Lloyd's Syndicate Number 1414					0	0	0	0	0	0	0	0	0	6	0
AA-1120102	Lloyd's Syndicate Number 1458					0	0	0	0	0	0	0	0	0	6	0
AA-1120156	Lloyd's Syndicate Number 1686					8	0	0	8	9	9	0	0	0	6	0
AA-1120157	Lloyd's Syndicate Number 1729					0	0	0	0	0	0	0	0	0	6	0
AA-1120171	Lloyd's Syndicate Number 1856					0	0	0	0	0	0	0	0	0	6	0
AA-1120096	Lloyd's Syndicate Number 1880					0	0	0	0	0	0	0	0	0	6	0
AA-1120084	Lloyd's Syndicate Number 1955					0	0	0	0	0	0	0	0	0	6	0
AA-1128001	Lloyd's Syndicate Number 2001					(1)	1	0	0	0	(1)	1	0	1	6	0
AA-1120071	Lloyd's Syndicate Number 2007					0	0	0	0	0	0	0	0	0	6	0
AA-1128010	Lloyd's Syndicate Number 2010					(47)	47	0	0	0	(47)	47	0	47	6	7

ANNUAL STATEMENT FOR THE YEAR 2021 OF THE MOTORISTS MUTUAL INSURANCE COMPANY

SCHEDULE F - PART 3 (Continued)

Ceded Reinsurance as of December 31, Current Year (\$000 Omitted)
(Credit Risk)

ID Number From Col. 1	Name of Reinsurer From Col. 3	Collateral				25	26	27	Ceded Reinsurance Credit Risk								
		21	22	23	24				28	29	30	31	32	33	34	35	36
		Multiple Beneficiary Trusts	Letters of Credit	Issuing or Confirming Bank Reference Number	Single Beneficiary Trusts & Other Allowable Collateral	Total Funds Held, Payables & Collateral	Net Recoverable Net of Funds Held & Collateral	Applicable Sch. F Penalty (Col. 78)	Total Amount Recoverable from Reinsurers Less Penalty (Cols. 15-27)	Stressed Recoverable (Col. 28 * 120%)	Reinsurance Payable & Funds Held (Cols. 17+18+20; but not in excess of Col. 29)	Stressed Net Recoverable (Cols. 29-30)	Total Collateral (Cols. 21+22 + 24, not in Excess of Col. 31)	Stressed Net Recoverable Net of Collateral Offsets (Cols. 31-32)	Reinsurer Designation Equivalent	Credit Risk on Collateralized Recoverables (Col. 32 * Factor Applicable to Reinsurer Designation Equivalent in Col. 34)	Credit Risk on Un-collateralized Recoverables (Col. 33 * Factor Applicable to Reinsurer Designation Equivalent in Col. 34)
AA-1120158	Lloyd's Syndicate Number 2014					(33)	.33	.0	.0	.0	(33)	.33	.0	.33	6.	.0	.5
AA-1128623	Lloyd's Syndicate Number 2623					.10	.5	.0	.15	.18	.10	.8	.0	.8	6.	.0	.1
AA-1128791	Lloyd's Syndicate Number 2791					.7	.0	.0	.7	.8	.8	.0	.0	.8	6.	.0	.0
AA-1128987	Lloyd's Syndicate Number 2987					.0	.0	.0	.0	.0	.0	.0	.0	.0	6.	.0	.0
AA-1129000	Lloyd's Syndicate Number 3000					.5	.0	.0	.5	.6	.6	.0	.0	.6	6.	.0	.0
AA-1120184	Lloyd's Syndicate Number 3268					.5	.0	.0	.5	.6	.6	.0	.0	.6	6.	.0	.0
AA-1126005	Lloyd's Syndicate Number 4000					(.34)	.34	.0	.0	.0	(.34)	.34	.0	.34	6.	.0	.5
AA-1126004	Lloyd's Syndicate Number 4444					.0	.0	.0	.0	.0	.0	.0	.0	.0	6.	.0	.0
AA-1126006	Lloyd's Syndicate Number 4472					.0	.0	.0	.0	.0	.0	.0	.0	.0	6.	.0	.0
AA-1120181	Lloyd's Syndicate Number 5886					.9	.0	.0	.9	.10	.10	.0	.0	.6	6.	.0	.0
AA-1840000	Mapfre Re Compania de Reaseguros SA					(127)	.127	.0	.0	.0	(127)	.127	.0	.127	6.	.0	.18
AA-3190829	Markel Bermuda Ltd					.0	.0	.0	.0	.0	.0	.0	.0	.0	6.	.0	.0
AA-3190686	Partner Reinsurance Company Ltd					.0	.0	.0	.0	.0	.0	.0	.0	.0	6.	.0	.0
AA-3190339	Renaissance Reinsurance Ltd					(.43)	.44	.0	.0	.0	(.43)	.44	.0	.44	6.	.0	.6
1299999	Total Authorized - Other Non-U.S. Insurers	0	0	XXX	0	(145)	.562	0	.417	.500	(.138)	.639	0	.639	XXX	0	.89
1499999	Total Authorized Excluding Protected Cells (Sum of 0899999, 0999999, 1099999, 1199999 and 1299999)	0	0	XXX	0	271,310	1,499,472	744	24,711	29,654	4,292	25,361	0	25,361	XXX	0	1,120
1899999	Total Unauthorized - Affiliates - U.S. Non-Pool	0	0	XXX	0	0	0	0	XXX	XXX	XXX	XXX	XXX	XXX	XXX	XXX	XXX
2199999	Total Unauthorized - Affiliates - Other (Non-U.S.)	0	0	XXX	0	0	0	0	0	0	0	0	0	0	XXX	0	0
2299999	Total Unauthorized - Affiliates	0	0	XXX	0	0	0	0	0	0	0	0	0	0	XXX	0	0
43-1424791	Shelter Reinsurance Company					.0	.0	.0	.0	.0	.0	.0	.0	.0	3.	.0	.0
2399999	Total Unauthorized - Other U.S. Unaffiliated Insurers	0	0	XXX	0	0	0	0	0	0	0	0	0	0	XXX	0	0
AA-3194128	Allied World Assurance Company Ltd					.0	.0	.0	.0	.0	.0	.0	.0	.0	6.	.0	.0
AA-3190005	American International Reins Co Ltd					(.45)	.45	.0	.0	.0	(.45)	.45	.0	.45	6.	.0	.6
AA-1460019	Amlin AG					(.1)	.1	.0	.0	.0	(.1)	.1	.0	.1	6.	.0	.0
AA-3190932	Argo Re Ltd					.0	.0	.0	.0	.0	.0	.0	.0	.0	6.	.0	.0
AA-3190873	Ariel Reinsurance Company Ltd					.0	.0	.0	.0	.0	.0	.0	.0	.0	6.	.0	.0
AA-3191352	Ascot Reinsurance Company Ltd					.0	.0	.0	.0	.0	.0	.0	.0	.0	6.	.0	.0
AA-3190770	Chubb Tempest Reinsurance Ltd			0001		.3	.0	.0	.3	.4	.4	.0	.0	.0	6.	.0	.0
AA-1120191	Convex Insurance UK Ltd			0002		.5	.0	.0	.5	.6	.6	.0	.0	.0	6.	.0	.0
AA-1340028	Devk Ruckversicherungs und Beteiligungs AG			0003		.4	.0	.0	.4	.4	.4	.0	.0	.0	6.	.0	.0
AA-1120175	Fidelis Underwriting Ltd			0004		.3	.0	.0	.3	.3	.3	.0	.0	.0	6.	.0	.0
AA-3190877	Flagstone Reinsurance Ltd					.0	.0	.0	.0	.0	.0	.0	.0	.0	6.	.0	.0
AA-3191190	Hamilton Re Ltd					.0	.0	.0	.0	.0	.0	.0	.0	.0	6.	.0	.0
AA-3190060	Hanover Re (Bermuda) Ltd					.0	.0	.0	.0	.0	.0	.0	.0	.0	6.	.0	.0
AA-1320034	Paris Re SA					.0	.0	.0	.0	.0	.0	.0	.0	.0	6.	.0	.0
AA-3191298	Qatar Reinsurance Company Ltd					.0	.0	.0	.0	.0	.0	.0	.0	.0	6.	.0	.0
AA-1340004	R+V Versicherung AG		23	0005		.23	.0	.0	.23	.27	.27	.0	.0	.0	6.	.0	.0
AA-3190870	Validus Reinsurance Ltd					(.3)	.3	.0	.0	.0	(.3)	.3	.0	.3	6.	.0	.0
AA-3191388	Vermeer Reinsurance Ltd					.0	.0	.0	.0	.0	.0	.0	.0	.0	6.	.0	.0
AA-3190757	XL Re Ltd		4	0006		.4	.0	.0	.4	.4	.4	.0	.0	.0	6.	.0	.0
2699999	Total Unauthorized - Other Non-U.S. Insurers	0	41	XXX	0	(7)	.48	0	.42	.50	.1	.48	0	.48	XXX	0	.7

ANNUAL STATEMENT FOR THE YEAR 2021 OF THE MOTORISTS MUTUAL INSURANCE COMPANY

SCHEDULE F - PART 3 (Continued)

Ceded Reinsurance as of December 31, Current Year (\$000 Omitted)
(Credit Risk)

ID Number From Col. 1	Name of Reinsurer From Col. 3	Collateral				25 Total Funds Held, Payables & Collateral	26 Net Recoverable Net of Funds Held & Collateral	27 Applicable Sch. F Penalty (Col. 78)	Ceded Reinsurance Credit Risk								
		21 Multiple Beneficiary Trusts	22 Letters of Credit	23 Issuing or Confirming Bank Reference Number	24 Single Beneficiary Trusts & Other Allowable Collateral				28 Total Amount Recoverable from Reinsurers Less Penalty (Cols. 15-27)	29 Stressed Recoverable (Col. 28 * 120%)	30 Reinsurance Payable & Funds Held (Cols. 17+18+20; but not in excess of Col. 29)	31 Stressed Net Recoverable (Cols. 29-30)	32 Total Collateral (Cols. 21+22 + 24, not in Excess of Col. 31)	33 Stressed Net Recoverable Net of Collateral Offsets (Cols. 31-32)	34 Reinsurer Designation Equivalent	35 Credit Risk on Collateralized Recoverables (Col. 32 * Factor Applicable to Reinsurer Designation Equivalent in Col. 34)	36 Credit Risk on Un-collateralized Recoverables (Col. 33 * Factor Applicable to Reinsurer Designation Equivalent in Col. 34)
2899999. Total Unauthorized Excluding Protected Cells (Sum of 2299999, 2399999, 2499999, 2599999 and 2699999)		0	41	XXX	0	(7)	48	0	42	50	1	48	0	48	XXX	0	7
3299999. Total Certified - Affiliates - U.S. Non-Pool		0	0	XXX	0	0	0	0	XXX	XXX	XXX	XXX	XXX	XXX	XXX	XXX	XXX
3599999. Total Certified - Affiliates - Other (Non-U.S.)		0	0	XXX	0	0	0	0	0	0	0	0	0	0	XXX	0	0
3699999. Total Certified - Affiliates		0	0	XXX	0	0	0	0	0	0	0	0	0	0	XXX	0	0
CR-1340125 ... Hannover Ruckversicherungs AG		667				980	0	0	980	1,176	313	863	667	196	2	27	8
4099999. Total Certified - Other Non-U.S. Insurers		667	0	XXX	0	980	0	0	980	1,176	313	863	667	196	XXX	27	8
4299999. Total Certified Excluding Protected Cells (Sum of 3699999, 3799999, 3899999, 3999999 and 4099999)		667	0	XXX	0	980	0	0	980	1,176	313	863	667	196	XXX	27	8
4699999. Total Reciprocal Jurisdiction - Affiliates - U.S. Non-Pool		0	0	XXX	0	0	0	0	XXX	XXX	XXX	XXX	XXX	XXX	XXX	XXX	XXX
4999999. Total Reciprocal Jurisdiction - Affiliates - Other (Non-U.S.)		0	0	XXX	0	0	0	0	0	0	0	0	0	0	XXX	0	0
5099999. Total Reciprocal Jurisdiction - Affiliates		0	0	XXX	0	0	0	0	0	0	0	0	0	0	XXX	0	0
5699999. Total Reciprocal Jurisdiction Excluding Protected Cells (Sum of 5099999, 5199999, 5299999, 5399999 and 5499999)		0	0	XXX	0	0	0	0	0	0	0	0	0	0	XXX	0	0
5799999. Total Authorized, Unauthorized, Reciprocal Jurisdiction and Certified Excluding Protected Cells (Sum of 1499999, 2899999, 4299999 and 5699999)		667	41	XXX	0	272,283	1,499,521	744	25,733	30,879	4,606	26,273	667	25,606	XXX	27	1,135
5899999. Total Protected Cells (Sum of 1399999, 2799999, 4199999 and 5599999)		0	0	XXX	0	0	0	0	XXX	XXX	XXX	XXX	XXX	XXX	XXX	XXX	XXX
9999999 Totals		667	41	XXX	0	272,283	1,499,521	744	25,733	30,879	4,606	26,273	667	25,606	XXX	27	1,135

ANNUAL STATEMENT FOR THE YEAR 2021 OF THE MOTORISTS MUTUAL INSURANCE COMPANY

SCHEDULE F - PART 3 (Continued)

Ceded Reinsurance as of December 31, Current Year (\$000 Omitted)
(Aging of Ceded Reinsurance)

ID Number From Col. 1	Name of Reinsurer From Col. 3	Reinsurance Recoverable on Paid Losses and Paid Loss Adjustment Expenses							44 Total Recoverable on Paid Losses & LAE Amounts in Dispute Included in Col. 43	45 Recoverable on Paid Losses & LAE Over 90 Days Past Due Amounts in Dispute Included in Cols. 40 & 41	46 Total Recoverable on Paid Losses & LAE Amounts Not in Dispute (Cols 43-44)	47 Recoverable on Paid Losses & LAE Over 90 Days Past Due Amounts Not in Dispute (Cols. 40 + 41 - 45)	48 Amounts Received Prior 90 Days	49 Percentage Overdue Col. 42/Col. 43	50 Percentage of Amounts More Than 90 Days Overdue Not in Dispute (Col. 47/(Cols. 46+48))	51 Percentage More Than 120 Days Overdue (Col. 41/ Col. 43)	52 Is the Amount in Col. 50 Less Than 20%? (Yes or No)	53 Amounts in Col. 47 for Reinsurers with Values Less Than 20% in Col. 50
		37 Current	38 Overdue				42 Total Overdue Cols. 38+39 +40+41	43 Total Due Cols. 37+42 (In total should equal Cols. 7+8)										
			38 1 - 29 Days	39 30 - 90 Days	40 91 - 120 Days	41 Over 120 Days												
87-0807723	AllieghenyPoint Insurance Company	0					0			0	0	0	0.0	0.0	0.0	0.0	YES	0
20-2394166	BrickStreet Mutual Insurance Company	31,466					31,466			31,466	0	0	0.0	0.0	0.0	0.0	YES	0
62-1590861	Consumers Insurance USA Inc	1,377					1,377			1,377	0	0	0.0	0.0	0.0	0.0	YES	0
42-1019089	Iowa American Insurance Company	393					393			393	0	0	0.0	0.0	0.0	0.0	YES	0
42-0333120	Iowa Mutual Insurance Company	1,114					1,114			1,114	0	0	0.0	0.0	0.0	0.0	YES	0
31-1022150	MICO Insurance Company	0					0			0	0	0	0.0	0.0	0.0	0.0	YES	0
41-0299900	Motorists Commercial Mutual Ins Company	6,752					6,752			6,752	0	0	0.0	0.0	0.0	0.0	YES	0
26-0818900	NorthStone Insurance Company	0					0			0	0	0	0.0	0.0	0.0	0.0	YES	0
02-0178290	Phenix Mutual Fire Insurance Company	1,049					1,049			1,049	0	0	0.0	0.0	0.0	0.0	YES	0
46-1783383	PinnaclePoint Insurance Company	524					524			524	0	0	0.0	0.0	0.0	0.0	YES	0
46-1795752	SummitPoint Insurance Company	524					524			524	0	0	0.0	0.0	0.0	0.0	YES	0
39-0739760	Wilson Mutual Insurance Company	1,114					1,114			1,114	0	0	0.0	0.0	0.0	0.0	YES	0
0199999	Total Authorized - Affiliates - U.S. Intercompany Pooling	44,314	0	0	0	0	0	44,314	0	0	44,314	0	0	0.0	0.0	0.0	XXX	0
0499999	Total Authorized - Affiliates - U.S. Non-Pool	0	0	0	0	0	0	0	0	0	0	0	0.0	0.0	0.0	0.0	XXX	0
0799999	Total Authorized - Affiliates - Other (Non-U.S.)	0	0	0	0	0	0	0	0	0	0	0	0.0	0.0	0.0	0.0	XXX	0
0899999	Total Authorized - Affiliates	44,314	0	0	0	0	0	44,314	0	0	44,314	0	0	0.0	0.0	0.0	XXX	0
06-1182357	Allied World Reinsurance Company	7	0	0	0	0	0	7		7	0	0	0.0	0.0	0.0	0.0	YES	0
36-2661954	American Agricultural Insurance Company	3	0	0	0	0	0	3		3	0	0	0.0	0.0	0.0	0.0	YES	0
06-1430254	Arch Reinsurance Company	4	0	0	0	0	0	4		4	0	0	0.0	0.0	0.0	0.0	YES	0
51-0434766	Axis Reinsurance Company	10	0	0	0	0	0	10		10	0	0	0.0	0.0	0.0	0.0	YES	0
47-0574325	Berkley Insurance Company	0	0	0	0	0	0	0		0	0	0	0.0	0.0	0.0	0.0	YES	0
31-0542366	Cincinnati Insurance Company	0	0	0	0	0	0	0		0	0	0	0.0	0.0	0.0	0.0	YES	0
46-4265295	Clearwater Insurance Company	0	0	0	0	0	0	0		0	0	0	0.0	0.0	0.0	0.0	YES	0
36-2994662	Coliseum Reinsurance Company	0	0	0	0	0	0	0		0	0	0	0.0	0.0	0.0	0.0	YES	0
36-2114545	Continental Casualty Company	0	0	0	0	0	0	0		0	0	0	0.0	0.0	0.0	0.0	YES	0
38-2145898	Dorinco Reinsurance Company	0	0	0	0	0	0	0		0	0	0	0.0	0.0	0.0	0.0	YES	0
42-0234980	Employers Mutual Casualty Company	165	0	0	0	0	0	165		165	0	0	0.0	0.0	0.0	0.0	YES	0
22-2005057	Everest Reinsurance Company	329	0	0	0	0	0	329		329	0	0	0.0	0.0	0.0	0.0	YES	0
38-1316179	Farm Bureau Mutual Ins Company Of Michigan	0	0	0	0	0	0	0		0	0	0	0.0	0.0	0.0	0.0	YES	0
13-2673100	General Reinsurance Corporation	83	0	151	0	0	0	151		233	0	0	64.6	0.0	0.0	0.0	YES	0
13-5617450	Generali - US Branch	0	0	0	0	0	0	0		0	0	0	0.0	0.0	0.0	0.0	YES	0
06-0383750	Hartford Fire Insurance Company	0	0	0	0	0	0	0		0	0	0	0.0	0.0	0.0	0.0	YES	0
06-0384680	Hartford Steam Boiler Inspection & Insurance Co	0	0	0	0	0	0	0		0	0	0	0.0	0.0	0.0	0.0	YES	0
74-2195939	Houston Casualty Company	0	0	0	0	0	0	0		0	0	0	0.0	0.0	0.0	0.0	YES	0
06-1481194	Markel Global Reinsurance Company	0	0	0	0	0	0	0		0	0	0	0.0	0.0	0.0	0.0	YES	0
13-4924125	Munich Reinsurance America, Inc	1	0	0	0	0	0	1		1	0	0	0.0	0.0	0.0	0.0	YES	0
47-0698507	Odyssey Reinsurance Company	0	0	0	0	0	0	0		0	0	0	0.0	0.0	0.0	0.0	YES	0
13-3031176	Partner Reinsurance Company Of The US	247	0	13	0	0	0	13		260	0	0	5.0	0.0	0.0	0.0	YES	0
13-3531373	PartnerRe Insurance Company Of NY	0	0	0	0	0	0	0		0	0	0	0.0	0.0	0.0	0.0	YES	0
23-1641984	QBE Reinsurance Corporation	133	0	0	0	0	0	133		133	0	0	0.0	0.0	0.0	0.0	YES	0
52-1952955	Renaissance Reinsurance US, Inc	168	0	0	0	0	0	168		168	0	0	0.0	0.0	0.0	0.0	YES	0
75-1444207	SCOR Reinsurance Company	0	0	0	0	0	0	0		0	0	0	0.0	0.0	0.0	0.0	YES	0

ANNUAL STATEMENT FOR THE YEAR 2021 OF THE MOTORISTS MUTUAL INSURANCE COMPANY

SCHEDULE F - PART 3 (Continued)

Ceded Reinsurance as of December 31, Current Year (\$000 Omitted)

(Aging of Ceded Reinsurance)

ID Number From Col. 1	Name of Reinsurer From Col. 3	Reinsurance Recoverable on Paid Losses and Paid Loss Adjustment Expenses						44 Total Recoverable on Paid Losses & LAE Amounts in Dispute Included in Col. 43	45 Recoverable on Paid Losses & LAE Over 90 Days Past Due Amounts in Dispute Included in Cols. 40 & 41	46 Total Recoverable on Paid Losses & LAE Amounts Not in Dispute (Cols 43-44)	47 Recoverable on Paid Losses & LAE Over 90 Days Past Due Amounts Not in Dispute (Cols. 40 + 41 - 45)	48 Amounts Received Prior 90 Days	49 Percentage Overdue Col. 42/Col. 43	50 Percentage of Amounts More Than 90 Days Overdue Not in Dispute (Col. 47/(Cols. 46+48))	51 Percentage More Than 120 Days Overdue (Col. 41/ Col. 43)	52 Is the Amount in Col. 50 Less Than 20%? (Yes or No)	53 Amounts in Col. 47 for Reinsurers with Values Less Than 20% in Col. 50
		37	Overdue				43 Total Due Cols. 37+42 (In total should equal Cols. 7+8)										
		Current	38 1 - 29 Days	39 30 - 90 Days	40 91 - 120 Days	41 Over 120 Days											
43-0613000	Shelter Mutual Insurance Company	.0	.0	.0	.0	.0	.0	.0	.0	.0	.0	.0	.0	.0	.0	.0	.0
13-2997499	Sirius America Insurance Company	.0	.0	.0	.0	.0	.0	.0	.0	.0	.0	.0	.0	.0	.0	.0	.0
13-1675535	Swiss Reinsurance America Corporation	.1	.0	120	.0	.0	121	.0	121	.0	.0	99.3	.0	.0	.0	.0	.0
13-5616275	Transatlantic Reinsurance Company	.0	.0	.0	.0	.0	.0	.0	.0	.0	.0	.0	.0	.0	.0	.0	.0
48-0921045	Westport Insurance Corporation	1,990	.0	.0	.0	.0	1,990	.0	1,990	.0	.0	.0	.0	.0	.0	.0	.0
13-1290712	X L Reinsurance America Inc.	.0	.0	.0	.0	.0	.0	.0	.0	.0	.0	.0	.0	.0	.0	.0	.0
0999999	Total Authorized - Other U.S. Unaffiliated Insurers	3,140	0	283	0	0	283	0	3,424	0	0	8.3	0.0	0.0	0.0	XXX	0
AA-9991501	Indiana Mine Subsidence Insurance Fund	.0	.0	.0	.0	.0	.0	.0	.0	.0	.0	.0	.0	.0	.0	.0	.0
AA-9991502	Kentucky Mine Subsidence Insurance Fund	.0	.0	.0	.0	.0	.0	.0	.0	.0	.0	.0	.0	.0	.0	.0	.0
AA-9991159	Michigan Catastrophic Claims Association	683	.0	.0	.0	3,719	3,719	4,402	3,719	3,719	683	.0	84.5	.0	84.5	.0	.0
AA-9991503	Ohio Mine Subsidence Insurance Fund	.0	.0	.0	.0	.0	.0	.0	.0	.0	.0	.0	.0	.0	.0	.0	.0
AA-9991506	West Virginia Mine Subsidence Fund	.0	.0	.0	.0	.0	.0	.0	.0	.0	.0	.0	.0	.0	.0	.0	.0
1099999	Total Authorized - Pools - Mandatory Pools	683	0	0	0	3,719	3,719	4,402	3,719	3,719	683	0	84.5	0.0	84.5	XXX	0
AA-9995035	Mutual Reinsurance Bureau	7	.0	.0	.0	.0	.0	7	.0	7	.0	.0	.0	.0	.0	.0	.0
1199999	Total Authorized - Pools - Voluntary Pools	7	0	0	0	0	0	7	0	0	7	0	0.0	0.0	0.0	XXX	0
AA-1120337	Aspen Insurance UK Ltd	2	.0	.0	.0	.0	.0	2	.0	2	.0	.0	.0	.0	.0	.0	.0
AA-1320035	Colisee Re	.0	.0	.0	.0	.0	.0	.0	.0	.0	.0	.0	.0	.0	.0	.0	.0
AA-3194122	DaVinci Reinsurance Ltd	.0	.0	.0	.0	.0	.0	.0	.0	.0	.0	.0	.0	.0	.0	.0	.0
AA-1126382	Lloyd's Syndicate Number 0382	.0	.0	.0	.0	.0	.0	.0	.0	.0	.0	.0	.0	.0	.0	.0	.0
AA-1126435	Lloyd's Syndicate Number 0435	.0	.0	.0	.0	.0	.0	.0	.0	.0	.0	.0	.0	.0	.0	.0	.0
AA-1126510	Lloyd's Syndicate Number 0510	.0	.0	.0	.0	.0	.0	.0	.0	.0	.0	.0	.0	.0	.0	.0	.0
AA-1126557	Lloyd's Syndicate Number 0557	.0	.0	.0	.0	.0	.0	.0	.0	.0	.0	.0	.0	.0	.0	.0	.0
AA-1126566	Lloyd's Syndicate Number 0566	.0	.0	.0	.0	.0	.0	.0	.0	.0	.0	.0	.0	.0	.0	.0	.0
AA-1126570	Lloyd's Syndicate Number 0570	.0	.0	.0	.0	.0	.0	.0	.0	.0	.0	.0	.0	.0	.0	.0	.0
AA-1126609	Lloyd's Syndicate Number 0609	.0	.0	.0	.0	.0	.0	.0	.0	.0	.0	.0	.0	.0	.0	.0	.0
AA-1126623	Lloyd's Syndicate Number 0623	.1	.0	.0	.0	.0	1	.0	1	.0	.0	.0	.0	.0	.0	.0	.0
AA-1126626	Lloyd's Syndicate Number 0626	.0	.0	.0	.0	.0	.0	.0	.0	.0	.0	.0	.0	.0	.0	.0	.0
AA-1126727	Lloyd's Syndicate Number 0727	.0	.0	.0	.0	.0	.0	.0	.0	.0	.0	.0	.0	.0	.0	.0	.0
AA-1126780	Lloyd's Syndicate Number 0780	.0	.0	.0	.0	.0	.0	.0	.0	.0	.0	.0	.0	.0	.0	.0	.0
AA-1126958	Lloyd's Syndicate Number 0958	.0	.0	.0	.0	.0	.0	.0	.0	.0	.0	.0	.0	.0	.0	.0	.0
AA-1127084	Lloyd's Syndicate Number 1084	.0	.0	.0	.0	.0	.0	.0	.0	.0	.0	.0	.0	.0	.0	.0	.0
AA-1128020	Lloyd's Syndicate Number 1183	.0	.0	.0	.0	.0	.0	.0	.0	.0	.0	.0	.0	.0	.0	.0	.0
AA-1127414	Lloyd's Syndicate Number 1414	.0	.0	.0	.0	.0	.0	.0	.0	.0	.0	.0	.0	.0	.0	.0	.0
AA-1120102	Lloyd's Syndicate Number 1458	.0	.0	.0	.0	.0	.0	.0	.0	.0	.0	.0	.0	.0	.0	.0	.0
AA-1120156	Lloyd's Syndicate Number 1686	3	.0	.0	.0	.0	3	.0	3	.0	.0	.0	.0	.0	.0	.0	.0
AA-1120157	Lloyd's Syndicate Number 1729	.0	.0	.0	.0	.0	.0	.0	.0	.0	.0	.0	.0	.0	.0	.0	.0
AA-1120171	Lloyd's Syndicate Number 1856	.0	.0	.0	.0	.0	.0	.0	.0	.0	.0	.0	.0	.0	.0	.0	.0
AA-1120096	Lloyd's Syndicate Number 1880	.0	.0	.0	.0	.0	.0	.0	.0	.0	.0	.0	.0	.0	.0	.0	.0
AA-1120084	Lloyd's Syndicate Number 1955	.0	.0	.0	.0	.0	.0	.0	.0	.0	.0	.0	.0	.0	.0	.0	.0
AA-1128001	Lloyd's Syndicate Number 2001	.0	.0	.0	.0	.0	.0	.0	.0	.0	.0	.0	.0	.0	.0	.0	.0
AA-1120071	Lloyd's Syndicate Number 2007	.0	.0	.0	.0	.0	.0	.0	.0	.0	.0	.0	.0	.0	.0	.0	.0
AA-1128010	Lloyd's Syndicate Number 2010	.0	.0	.0	.0	.0	.0	.0	.0	.0	.0	.0	.0	.0	.0	.0	.0
AA-1120158	Lloyd's Syndicate Number 2014	.0	.0	.0	.0	.0	.0	.0	.0	.0	.0	.0	.0	.0	.0	.0	.0

ANNUAL STATEMENT FOR THE YEAR 2021 OF THE MOTORISTS MUTUAL INSURANCE COMPANY

SCHEDULE F - PART 3 (Continued)

Ceded Reinsurance as of December 31, Current Year (\$000 Omitted)
(Aging of Ceded Reinsurance)

ID Number From Col. 1	Name of Reinsurer From Col. 3	Reinsurance Recoverable on Paid Losses and Paid Loss Adjustment Expenses							44 Total Recoverable on Paid Losses & LAE Amounts in Dispute Included in Col. 43	45 Recoverable on Paid Losses & LAE Over 90 Days Past Due Amounts in Dispute Included in Cols. 40 & 41	46 Total Recoverable on Paid Losses & LAE Amounts Not in Dispute (Cols 43-44)	47 Recoverable on Paid Losses & LAE Over 90 Days Past Due Amounts Not in Dispute (Cols. 40 + 41 - 45)	48 Amounts Received Prior 90 Days	49 Percentage Overdue Col. 42/Col. 43	50 Percentage of Amounts More Than 90 Days Overdue Not in Dispute (Col. 47/(Cols. 46+48))	51 Percentage More Than 120 Days Overdue (Col. 41/ Col. 43)	52 Is the Amount in Col. 50 Less Than 20%? (Yes or No)	53 Amounts in Col. 47 for Reinsurers with Values Less Than 20% in Col. 50
		37 Current	38 Overdue				42 Total Overdue Cols. 38+39 +40+41	43 Total Due Cols. 37+42 (In total should equal Cols. 7+8)										
			1 - 29 Days	30 - 90 Days	91 - 120 Days	Over 120 Days												
AA-1128623	Lloyd's Syndicate Number 2623	.7					.7			.7	.0		.0	.0	.0	.0	YES	.0
AA-1128791	Lloyd's Syndicate Number 2791	.3					.3			.3	.0		.0	.0	.0	.0	YES	.0
AA-1128987	Lloyd's Syndicate Number 2987	.0					.0			.0	.0		.0	.0	.0	.0	YES	.0
AA-1129000	Lloyd's Syndicate Number 3000	.4					.4			.4	.0		.0	.0	.0	.0	YES	.0
AA-1120184	Lloyd's Syndicate Number 3268	.2					.2			.2	.0		.0	.0	.0	.0	YES	.0
AA-1126005	Lloyd's Syndicate Number 4000	.0					.0			.0	.0		.0	.0	.0	.0	YES	.0
AA-1126004	Lloyd's Syndicate Number 4444	.0					.0			.0	.0		.0	.0	.0	.0	YES	.0
AA-1126006	Lloyd's Syndicate Number 4472	.0					.0			.0	.0		.0	.0	.0	.0	YES	.0
AA-1120181	Lloyd's Syndicate Number 5886	.4					.4			.4	.0		.0	.0	.0	.0	YES	.0
AA-1840000	Mapfre Re Compania de Reaseguros SA	.0					.0			.0	.0		.0	.0	.0	.0	YES	.0
AA-3190829	Markel Bermuda Ltd	.0					.0			.0	.0		.0	.0	.0	.0	YES	.0
AA-3190686	Partner Reinsurance Company Ltd	.0					.0			.0	.0		.0	.0	.0	.0	YES	.0
AA-3190339	Renaissance Reinsurance Ltd	.0					.0			.0	.0		.0	.0	.0	.0	YES	.0
1299999	Total Authorized - Other Non-U.S. Insurers	28	0	0	0	0	0	28	0	0	28	0	0	0.0	0.0	0.0	XXX	0
1499999	Total Authorized Excluding Protected Cells (Sum of 0899999, 0999999, 1099999, 1199999 and 1299999)	48,172	0	283	0	3,719	4,002	52,174	3,719	3,719	48,455	0	0	7.7	0.0	7.1	XXX	0
1899999	Total Unauthorized - Affiliates - U.S. Non-Pool	0	0	0	0	0	0	0	0	0	0	0	0	0.0	0.0	0.0	XXX	0
2199999	Total Unauthorized - Affiliates - Other (Non-U.S.)	0	0	0	0	0	0	0	0	0	0	0	0	0.0	0.0	0.0	XXX	0
2299999	Total Unauthorized - Affiliates	0	0	0	0	0	0	0	0	0	0	0	0	0.0	0.0	0.0	XXX	0
43-1424791	Shelter Reinsurance Company	.0					.0	.0		.0	.0		.0	.0	.0	.0	YES	.0
2399999	Total Unauthorized - Other U.S. Unaffiliated Insurers	0	0	0	0	0	0	0	0	0	0	0	0	0.0	0.0	0.0	XXX	0
AA-3194128	Allied World Assurance Company Ltd	.0					.0	.0		.0	.0		.0	.0	.0	.0	YES	.0
AA-3190005	American International Reins Co Ltd	.0					.0	.0		.0	.0		.0	.0	.0	.0	YES	.0
AA-1460019	Amlin AG	.0					.0	.0		.0	.0		.0	.0	.0	.0	YES	.0
AA-3190832	Argo Re Ltd	.0					.0	.0		.0	.0		.0	.0	.0	.0	YES	.0
AA-3190873	Ariel Reinsurance Company Ltd	.0					.0	.0		.0	.0		.0	.0	.0	.0	YES	.0
AA-3191352	Ascot Reinsurance Company Ltd	.0					.0	.0		.0	.0		.0	.0	.0	.0	YES	.0
AA-3190770	Chubb Tempest Reinsurance Ltd	.2					.2	.2		.2	.0		.0	.0	.0	.0	YES	.0
AA-1120191	Convex Insurance UK Ltd	.1					.1	.1		.1	.0		.0	.0	.0	.0	YES	.0
AA-1340028	Devk Ruckversicherungs und Beteiligungs AG	.1					.1	.1		.1	.0		.0	.0	.0	.0	YES	.0
AA-1120175	Fidelis Underwriting Ltd	.0					.0	.0		.0	.0		.0	.0	.0	.0	YES	.0
AA-3190877	Flagstone Reinsurance Ltd	.0					.0	.0		.0	.0		.0	.0	.0	.0	YES	.0
AA-3191190	Hamilton Re Ltd	.0					.0	.0		.0	.0		.0	.0	.0	.0	YES	.0
AA-3190060	Hanover Re (Bermuda) Ltd	.0					.0	.0		.0	.0		.0	.0	.0	.0	YES	.0
AA-1320034	Paris Re SA	.0					.0	.0		.0	.0		.0	.0	.0	.0	YES	.0
AA-3191298	Qatar Reinsurance Company Ltd	.0					.0	.0		.0	.0		.0	.0	.0	.0	YES	.0
AA-1340004	R+V Versicherung AG	.12					.12	.12		.12	.0		.0	.0	.0	.0	YES	.0
AA-3190870	Validus Reinsurance Ltd	.0					.0	.0		.0	.0		.0	.0	.0	.0	YES	.0
AA-3191388	Vermeer Reinsurance Ltd	.0					.0	.0		.0	.0		.0	.0	.0	.0	YES	.0
AA-3190757	XL Re Ltd	.2					.2	.2		.2	.0		.0	.0	.0	.0	YES	.0
2699999	Total Unauthorized - Other Non-U.S. Insurers	17	0	0	0	0	0	17	0	0	17	0	0	0.0	0.0	0.0	XXX	0

ANNUAL STATEMENT FOR THE YEAR 2021 OF THE MOTORISTS MUTUAL INSURANCE COMPANY

SCHEDULE F - PART 3 (Continued)

Ceded Reinsurance as of December 31, Current Year (\$000 Omitted)
(Aging of Ceded Reinsurance)

ID Number From Col. 1	Name of Reinsurer From Col. 3	Reinsurance Recoverable on Paid Losses and Paid Loss Adjustment Expenses						44 Total Recoverable on Paid Losses & LAE Amounts in Dispute Included in Col. 43	45 Recoverable on Paid Losses & LAE Over 90 Days Past Due Amounts Included in Cols. 40 & 41	46 Total Recoverable on Paid Losses & LAE Amounts Not in Dispute (Cols 43-44)	47 Recoverable on Paid Losses & LAE Over 90 Days Past Due Amounts Not in Dispute (Cols. 40 + 41 - 45)	48 Amounts Received Prior 90 Days	49 Percentage Overdue Col. 42/Col. 43	50 Percentage of Amounts More Than 90 Days Overdue Not in Dispute (Col. 47/(Cols. 46+48))	51 Percentage More Than 120 Days Overdue (Col. 41/ Col. 43)	52 Is the Amount in Col. 50 Less Than 20%? (Yes or No)	53 Amounts in Col. 47 for Reinsurers with Values Less Than 20% in Col. 50
		37	Overdue				43 Total Due Cols. 37+42 (In total should equal Cols. 7+8)										
		Current	38 1 - 29 Days	39 30 - 90 Days	40 91 - 120 Days	41 Over 120 Days											
2899999. Total Unauthorized Excluding Protected Cells (Sum of 2299999, 2399999, 2499999, 2599999 and 2699999)		17	0	0	0	0	17	0	0	17	0	0	0.0	0.0	0.0	XXX	0
3299999. Total Certified - Affiliates - U.S. Non-Pool		0	0	0	0	0	0	0	0	0	0	0	0.0	0.0	0.0	XXX	0
3599999. Total Certified - Affiliates - Other (Non-U.S.)		0	0	0	0	0	0	0	0	0	0	0	0.0	0.0	0.0	XXX	0
3699999. Total Certified - Affiliates		0	0	0	0	0	0	0	0	0	0	0	0.0	0.0	0.0	XXX	0
CR-1340125. Hannover Ruckversicherungs AG		257	0	0	0	0	257	0	0	257	0	0	0.0	0.0	0.0	YES	0
4099999. Total Certified - Other Non-U.S. Insurers		257	0	0	0	0	257	0	0	257	0	0	0.0	0.0	0.0	XXX	0
4299999. Total Certified Excluding Protected Cells (Sum of 3699999, 3799999, 3899999, 3999999 and 4099999)		257	0	0	0	0	257	0	0	257	0	0	0.0	0.0	0.0	XXX	0
4699999. Total Reciprocal Jurisdiction - Affiliates - U.S. Non-Pool		0	0	0	0	0	0	0	0	0	0	0	0.0	0.0	0.0	XXX	0
4999999. Total Reciprocal Jurisdiction - Affiliates - Other (Non-U.S.)		0	0	0	0	0	0	0	0	0	0	0	0.0	0.0	0.0	XXX	0
5099999. Total Reciprocal Jurisdiction - Affiliates		0	0	0	0	0	0	0	0	0	0	0	0.0	0.0	0.0	XXX	0
5699999. Total Reciprocal Jurisdiction Excluding Protected Cells (Sum of 5099999, 5199999, 5299999, 5399999 and 5499999)		0	0	0	0	0	0	0	0	0	0	0	0.0	0.0	0.0	XXX	0
5799999. Total Authorized, Unauthorized, Reciprocal Jurisdiction and Certified Excluding Protected Cells (Sum of 1499999, 2899999, 4299999 and 5699999)		48,447	0	283	0	3,719	4,002	52,449	3,719	3,719	48,730	0	7.6	0.0	7.1	XXX	0
5899999. Total Protected Cells (Sum of 1399999, 2799999, 4199999 and 5599999)		0	0	0	0	0	0	0	0	0	0	0	0.0	0.0	0.0	XXX	0
9999999 Totals		48,447	0	283	0	3,719	4,002	52,449	3,719	3,719	48,730	0	7.6	0.0	7.1	XXX	0

ANNUAL STATEMENT FOR THE YEAR 2021 OF THE MOTORISTS MUTUAL INSURANCE COMPANY

SCHEDULE F - PART 3 (Continued)

Ceded Reinsurance as of December 31, Current Year (\$000 Omitted)
(Provision for Reinsurance for Certified Reinsurers)

ID Number From Col. 1	Name of Reinsurer From Col. 3	Provision for Certified Reinsurance														69 Provision for Overdue Reinsurance Ceded to Certified Reinsurers (Greater of [Col. 62 + Col. 65] or Col. 68; not to Exceed Col. 63)		
		54	55	56	57	58	59	60	61	62	63	64	65	Complete if Col. 52 = "No"; Otherwise Enter 0				
		Certified Reinsurer Rating (1 through 6)	Effective Date of Certified Reinsurer Rating	Percent Collateral Required for Full Credit (0% through 100%)	Catastrophe Recoverables Qualifying for Collateral Deferral	Net Recoverables Subject to Collateral Requirements for Full Credit (Col. 19 - Col. 57)	Dollar Amount of Collateral Required (Col. 56 * Col. 58)	Percent of Collateral Provided for Net Recoverables Subject to Collateral Requirements ([Col. 20 + Col. 21 + Col. 22] / Col. 58)	Percent Credit Allowed on Net Recoverables Subject to Collateral Requirements (Col. 60 / Col. 56, not to exceed 100%)	20% of Recoverable on Paid Losses & LAE Over 90 Days Past Due Amounts in Dispute (Col. 45 * 20%)	Amount of Credit Allowed for Net Recoverables (Col. 57 + [Col. 58 * Col. 61])	Provision for Reinsurance with Certified Reinsurers Due to Collateral Deficiency (Col. 19 - Col. 63)	20% of Recoverable on Paid Losses & LAE Over 90 Days Past Due Amounts Not in Dispute (Col. 47 * 20%)	66 Total Collateral Provided (Col. 20 + Col. 21 + Col. 24, not to Exceed Col. 63)	67 Net Unsecured Recoverable for Which Credit is Allowed (Col. 63 - Col. 66)		68 20% of Amount in Col. 67	
87-0807723	AlleghenyPoint Insurance Company	XXX	XXX	XXX	XXX	XXX	XXX	XXX	XXX	XXX	XXX	XXX	XXX	XXX	XXX	XXX	XXX	XXX
20-2394166	BrickStreet Mutual Insurance Company	XXX	XXX	XXX	XXX	XXX	XXX	XXX	XXX	XXX	XXX	XXX	XXX	XXX	XXX	XXX	XXX	XXX
62-1590861	Consumers Insurance USA Inc	XXX	XXX	XXX	XXX	XXX	XXX	XXX	XXX	XXX	XXX	XXX	XXX	XXX	XXX	XXX	XXX	XXX
42-1019089	Iowa American Insurance Company	XXX	XXX	XXX	XXX	XXX	XXX	XXX	XXX	XXX	XXX	XXX	XXX	XXX	XXX	XXX	XXX	XXX
42-0333120	Iowa Mutual Insurance Company	XXX	XXX	XXX	XXX	XXX	XXX	XXX	XXX	XXX	XXX	XXX	XXX	XXX	XXX	XXX	XXX	XXX
31-1022150	MICO Insurance Company	XXX	XXX	XXX	XXX	XXX	XXX	XXX	XXX	XXX	XXX	XXX	XXX	XXX	XXX	XXX	XXX	XXX
41-0299900	Motorists Commercial Mutual Ins Company	XXX	XXX	XXX	XXX	XXX	XXX	XXX	XXX	XXX	XXX	XXX	XXX	XXX	XXX	XXX	XXX	XXX
26-0818900	NorthStone Insurance Company	XXX	XXX	XXX	XXX	XXX	XXX	XXX	XXX	XXX	XXX	XXX	XXX	XXX	XXX	XXX	XXX	XXX
02-0178290	Phenix Mutual Fire Insurance Company	XXX	XXX	XXX	XXX	XXX	XXX	XXX	XXX	XXX	XXX	XXX	XXX	XXX	XXX	XXX	XXX	XXX
46-1783383	PinnaclePoint Insurance Company	XXX	XXX	XXX	XXX	XXX	XXX	XXX	XXX	XXX	XXX	XXX	XXX	XXX	XXX	XXX	XXX	XXX
46-1795752	SummitPoint Insurance Company	XXX	XXX	XXX	XXX	XXX	XXX	XXX	XXX	XXX	XXX	XXX	XXX	XXX	XXX	XXX	XXX	XXX
39-0739760	Wilson Mutual Insurance Company	XXX	XXX	XXX	XXX	XXX	XXX	XXX	XXX	XXX	XXX	XXX	XXX	XXX	XXX	XXX	XXX	XXX
0199999	Total Authorized - Affiliates - U.S. Intercompany Pooling			XXX	XXX	XXX	XXX	XXX	XXX	XXX	XXX	XXX	XXX	XXX	XXX	XXX	XXX	XXX
0499999	Total Authorized - Affiliates - U.S. Non-Pool			XXX	XXX	XXX	XXX	XXX	XXX	XXX	XXX	XXX	XXX	XXX	XXX	XXX	XXX	XXX
0799999	Total Authorized - Affiliates - Other (Non-U.S.)			XXX	XXX	XXX	XXX	XXX	XXX	XXX	XXX	XXX	XXX	XXX	XXX	XXX	XXX	XXX
0899999	Total Authorized - Affiliates			XXX	XXX	XXX	XXX	XXX	XXX	XXX	XXX	XXX	XXX	XXX	XXX	XXX	XXX	XXX
06-1182357	Allied World Reinsurance Company	XXX	XXX	XXX	XXX	XXX	XXX	XXX	XXX	XXX	XXX	XXX	XXX	XXX	XXX	XXX	XXX	XXX
36-2661954	American Agricultural Insurance Company	XXX	XXX	XXX	XXX	XXX	XXX	XXX	XXX	XXX	XXX	XXX	XXX	XXX	XXX	XXX	XXX	XXX
06-1430254	Arch Reinsurance Company	XXX	XXX	XXX	XXX	XXX	XXX	XXX	XXX	XXX	XXX	XXX	XXX	XXX	XXX	XXX	XXX	XXX
51-0434766	Axis Reinsurance Company	XXX	XXX	XXX	XXX	XXX	XXX	XXX	XXX	XXX	XXX	XXX	XXX	XXX	XXX	XXX	XXX	XXX
47-0574325	Berkley Insurance Company	XXX	XXX	XXX	XXX	XXX	XXX	XXX	XXX	XXX	XXX	XXX	XXX	XXX	XXX	XXX	XXX	XXX
31-0542366	Cincinnati Insurance Company	XXX	XXX	XXX	XXX	XXX	XXX	XXX	XXX	XXX	XXX	XXX	XXX	XXX	XXX	XXX	XXX	XXX
46-4265295	Clearwater Insurance Company	XXX	XXX	XXX	XXX	XXX	XXX	XXX	XXX	XXX	XXX	XXX	XXX	XXX	XXX	XXX	XXX	XXX
36-2994662	Coliseum Reinsurance Company	XXX	XXX	XXX	XXX	XXX	XXX	XXX	XXX	XXX	XXX	XXX	XXX	XXX	XXX	XXX	XXX	XXX
36-2114545	Continental Casualty Company	XXX	XXX	XXX	XXX	XXX	XXX	XXX	XXX	XXX	XXX	XXX	XXX	XXX	XXX	XXX	XXX	XXX
38-2145898	Dorinco Reinsurance Company	XXX	XXX	XXX	XXX	XXX	XXX	XXX	XXX	XXX	XXX	XXX	XXX	XXX	XXX	XXX	XXX	XXX
42-0234980	Employers Mutual Casualty Company	XXX	XXX	XXX	XXX	XXX	XXX	XXX	XXX	XXX	XXX	XXX	XXX	XXX	XXX	XXX	XXX	XXX
22-2005057	Everest Reinsurance Company	XXX	XXX	XXX	XXX	XXX	XXX	XXX	XXX	XXX	XXX	XXX	XXX	XXX	XXX	XXX	XXX	XXX
38-1316179	Farm Bureau Mutual Ins Company Of Michigan	XXX	XXX	XXX	XXX	XXX	XXX	XXX	XXX	XXX	XXX	XXX	XXX	XXX	XXX	XXX	XXX	XXX
13-2673100	General Reinsurance Corporation	XXX	XXX	XXX	XXX	XXX	XXX	XXX	XXX	XXX	XXX	XXX	XXX	XXX	XXX	XXX	XXX	XXX
13-5617450	Generali - US Branch	XXX	XXX	XXX	XXX	XXX	XXX	XXX	XXX	XXX	XXX	XXX	XXX	XXX	XXX	XXX	XXX	XXX
06-0383750	Hartford Fire Insurance Company	XXX	XXX	XXX	XXX	XXX	XXX	XXX	XXX	XXX	XXX	XXX	XXX	XXX	XXX	XXX	XXX	XXX
06-0384680	Hartford Steam Boiler Inspection & Insurance Co	XXX	XXX	XXX	XXX	XXX	XXX	XXX	XXX	XXX	XXX	XXX	XXX	XXX	XXX	XXX	XXX	XXX
74-2195939	Houston Casualty Company	XXX	XXX	XXX	XXX	XXX	XXX	XXX	XXX	XXX	XXX	XXX	XXX	XXX	XXX	XXX	XXX	XXX
06-1481194	Markel Global Reinsurance Company	XXX	XXX	XXX	XXX	XXX	XXX	XXX	XXX	XXX	XXX	XXX	XXX	XXX	XXX	XXX	XXX	XXX
13-4924125	Munich Reinsurance America, Inc	XXX	XXX	XXX	XXX	XXX	XXX	XXX	XXX	XXX	XXX	XXX	XXX	XXX	XXX	XXX	XXX	XXX
47-0698507	Odyssey Reinsurance Company	XXX	XXX	XXX	XXX	XXX	XXX	XXX	XXX	XXX	XXX	XXX	XXX	XXX	XXX	XXX	XXX	XXX
13-3031176	Partner Reinsurance Company Of The US	XXX	XXX	XXX	XXX	XXX	XXX	XXX	XXX	XXX	XXX	XXX	XXX	XXX	XXX	XXX	XXX	XXX
13-3531373	PartnerRe Insurance Company Of NY	XXX	XXX	XXX	XXX	XXX	XXX	XXX	XXX	XXX	XXX	XXX	XXX	XXX	XXX	XXX	XXX	XXX
23-1641984	QBE Reinsurance Corporation	XXX	XXX	XXX	XXX	XXX	XXX	XXX	XXX	XXX	XXX	XXX	XXX	XXX	XXX	XXX	XXX	XXX
52-1952955	Renaissance Reinsurance US, Inc	XXX	XXX	XXX	XXX	XXX	XXX	XXX	XXX	XXX	XXX	XXX	XXX	XXX	XXX	XXX	XXX	XXX

ANNUAL STATEMENT FOR THE YEAR 2021 OF THE MOTORISTS MUTUAL INSURANCE COMPANY

SCHEDULE F - PART 3 (Continued)

Ceded Reinsurance as of December 31, Current Year (\$000 Omitted)
(Provision for Reinsurance for Certified Reinsurers)

ID Number From Col. 1	Name of Reinsurer From Col. 3	Provision for Certified Reinsurance													Complete if Col. 52 = "No"; Otherwise Enter 0			69 Provision for Overdue Reinsurance Ceded to Certified Reinsurers (Greater of [Col. 62 + Col. 65] or Col.68; not to Exceed Col. 63)
		54	55	56	57	58	59	60	61	62	63	64	65	66	67	68		
		Certified Reinsurer Rating (1 through 6)	Effective Date of Certified Reinsurer Rating	Percent Collateral Required for Full Credit (0% through 100%)	Catastrophe Recoverables Qualifying for Collateral Deferral	Net Recoverables Subject to Collateral Requirements for Full Credit (Col. 19 - Col. 57)	Dollar Amount of Collateral Required (Col. 56 * Col. 58)	Percent of Collateral Provided for Net Recoverables Subject to Collateral Requirements ([Col. 20 + Col. 21 + Col. 24] / Col. 58)	Percent Credit Allowed on Net Recoverables Subject to Collateral Requirements (Col. 60 / Col. 56, not to exceed 100%)	20% of Recoverable on Paid Losses & LAE Over 90 Days Past Due Amounts in Dispute (Col. 45 * 20%)	Amount of Credit Allowed for Net Recoverables (Col. 57 + [Col. 58 * Col. 61])	Provision for Reinsurance with Certified Reinsurers Due to Collateral Deficiency (Col. 19 - Col. 63)	20% of Recoverable on Paid Losses & LAE Over 90 Days Past Due Amounts Not in Dispute (Col. 47 * 20%)	Total Collateral Provided (Col. 20 + Col. 21 + Col. 24, not to Exceed Col. 63)	Net Unsecured Recoverable for Which Credit is Allowed (Col. 63 - Col. 66)	20% of Amount in Col. 67		
75-1444207	SCOR Reinsurance Company	XXX	XXX	XXX	XXX	XXX	XXX	XXX	XXX	XXX	XXX	XXX	XXX	XXX	XXX	XXX	XXX	
43-0613000	Shelter Mutual Insurance Company	XXX	XXX	XXX	XXX	XXX	XXX	XXX	XXX	XXX	XXX	XXX	XXX	XXX	XXX	XXX	XXX	
13-2997499	Sirius America Insurance Company	XXX	XXX	XXX	XXX	XXX	XXX	XXX	XXX	XXX	XXX	XXX	XXX	XXX	XXX	XXX	XXX	
13-1675535	Swiss Reinsurance America Corporation	XXX	XXX	XXX	XXX	XXX	XXX	XXX	XXX	XXX	XXX	XXX	XXX	XXX	XXX	XXX	XXX	
13-5616275	Transatlantic Reinsurance Company	XXX	XXX	XXX	XXX	XXX	XXX	XXX	XXX	XXX	XXX	XXX	XXX	XXX	XXX	XXX	XXX	
48-0921045	Westport Insurance Corporation	XXX	XXX	XXX	XXX	XXX	XXX	XXX	XXX	XXX	XXX	XXX	XXX	XXX	XXX	XXX	XXX	
13-1290712	X L Reinsurance America Inc	XXX	XXX	XXX	XXX	XXX	XXX	XXX	XXX	XXX	XXX	XXX	XXX	XXX	XXX	XXX	XXX	
0999999	Total Authorized - Other U.S. Unaffiliated Insurers			XXX	XXX	XXX	XXX	XXX	XXX	XXX	XXX	XXX	XXX	XXX	XXX	XXX	XXX	
AA-9991501	Indiana Mine Subsidence Insurance Fund	XXX	XXX	XXX	XXX	XXX	XXX	XXX	XXX	XXX	XXX	XXX	XXX	XXX	XXX	XXX	XXX	
AA-9991502	Kentucky Mine Subsidence Insurance Fund	XXX	XXX	XXX	XXX	XXX	XXX	XXX	XXX	XXX	XXX	XXX	XXX	XXX	XXX	XXX	XXX	
AA-9991159	Michigan Catastrophic Claims Association	XXX	XXX	XXX	XXX	XXX	XXX	XXX	XXX	XXX	XXX	XXX	XXX	XXX	XXX	XXX	XXX	
AA-9991503	Ohio Mine Subsidence Insurance Fund	XXX	XXX	XXX	XXX	XXX	XXX	XXX	XXX	XXX	XXX	XXX	XXX	XXX	XXX	XXX	XXX	
AA-9991506	West Virginia Mine Subsidence Fund	XXX	XXX	XXX	XXX	XXX	XXX	XXX	XXX	XXX	XXX	XXX	XXX	XXX	XXX	XXX	XXX	
1099999	Total Authorized - Pools - Mandatory Pools			XXX	XXX	XXX	XXX	XXX	XXX	XXX	XXX	XXX	XXX	XXX	XXX	XXX	XXX	
AA-9995035	Mutual Reinsurance Bureau	XXX	XXX	XXX	XXX	XXX	XXX	XXX	XXX	XXX	XXX	XXX	XXX	XXX	XXX	XXX	XXX	
1199999	Total Authorized - Pools - Voluntary Pools			XXX	XXX	XXX	XXX	XXX	XXX	XXX	XXX	XXX	XXX	XXX	XXX	XXX	XXX	
AA-1120337	Aspen Insurance UK Ltd	XXX	XXX	XXX	XXX	XXX	XXX	XXX	XXX	XXX	XXX	XXX	XXX	XXX	XXX	XXX	XXX	
AA-1320035	Colisee Re	XXX	XXX	XXX	XXX	XXX	XXX	XXX	XXX	XXX	XXX	XXX	XXX	XXX	XXX	XXX	XXX	
AA-3194122	DaVinci Reinsurance Ltd	XXX	XXX	XXX	XXX	XXX	XXX	XXX	XXX	XXX	XXX	XXX	XXX	XXX	XXX	XXX	XXX	
AA-1126382	Lloyd's Syndicate Number 0382	XXX	XXX	XXX	XXX	XXX	XXX	XXX	XXX	XXX	XXX	XXX	XXX	XXX	XXX	XXX	XXX	
AA-1126435	Lloyd's Syndicate Number 0435	XXX	XXX	XXX	XXX	XXX	XXX	XXX	XXX	XXX	XXX	XXX	XXX	XXX	XXX	XXX	XXX	
AA-1126510	Lloyd's Syndicate Number 0510	XXX	XXX	XXX	XXX	XXX	XXX	XXX	XXX	XXX	XXX	XXX	XXX	XXX	XXX	XXX	XXX	
AA-1126557	Lloyd's Syndicate Number 0557	XXX	XXX	XXX	XXX	XXX	XXX	XXX	XXX	XXX	XXX	XXX	XXX	XXX	XXX	XXX	XXX	
AA-1126566	Lloyd's Syndicate Number 0566	XXX	XXX	XXX	XXX	XXX	XXX	XXX	XXX	XXX	XXX	XXX	XXX	XXX	XXX	XXX	XXX	
AA-1126570	Lloyd's Syndicate Number 0570	XXX	XXX	XXX	XXX	XXX	XXX	XXX	XXX	XXX	XXX	XXX	XXX	XXX	XXX	XXX	XXX	
AA-1126609	Lloyd's Syndicate Number 0609	XXX	XXX	XXX	XXX	XXX	XXX	XXX	XXX	XXX	XXX	XXX	XXX	XXX	XXX	XXX	XXX	
AA-1126623	Lloyd's Syndicate Number 0623	XXX	XXX	XXX	XXX	XXX	XXX	XXX	XXX	XXX	XXX	XXX	XXX	XXX	XXX	XXX	XXX	
AA-1126626	Lloyd's Syndicate Number 0626	XXX	XXX	XXX	XXX	XXX	XXX	XXX	XXX	XXX	XXX	XXX	XXX	XXX	XXX	XXX	XXX	
AA-1126727	Lloyd's Syndicate Number 0727	XXX	XXX	XXX	XXX	XXX	XXX	XXX	XXX	XXX	XXX	XXX	XXX	XXX	XXX	XXX	XXX	
AA-1126780	Lloyd's Syndicate Number 0780	XXX	XXX	XXX	XXX	XXX	XXX	XXX	XXX	XXX	XXX	XXX	XXX	XXX	XXX	XXX	XXX	
AA-1126958	Lloyd's Syndicate Number 0958	XXX	XXX	XXX	XXX	XXX	XXX	XXX	XXX	XXX	XXX	XXX	XXX	XXX	XXX	XXX	XXX	
AA-1127084	Lloyd's Syndicate Number 1084	XXX	XXX	XXX	XXX	XXX	XXX	XXX	XXX	XXX	XXX	XXX	XXX	XXX	XXX	XXX	XXX	
AA-1128020	Lloyd's Syndicate Number 1183	XXX	XXX	XXX	XXX	XXX	XXX	XXX	XXX	XXX	XXX	XXX	XXX	XXX	XXX	XXX	XXX	
AA-1127414	Lloyd's Syndicate Number 1414	XXX	XXX	XXX	XXX	XXX	XXX	XXX	XXX	XXX	XXX	XXX	XXX	XXX	XXX	XXX	XXX	
AA-1120102	Lloyd's Syndicate Number 1458	XXX	XXX	XXX	XXX	XXX	XXX	XXX	XXX	XXX	XXX	XXX	XXX	XXX	XXX	XXX	XXX	
AA-1120156	Lloyd's Syndicate Number 1686	XXX	XXX	XXX	XXX	XXX	XXX	XXX	XXX	XXX	XXX	XXX	XXX	XXX	XXX	XXX	XXX	
AA-1120157	Lloyd's Syndicate Number 1729	XXX	XXX	XXX	XXX	XXX	XXX	XXX	XXX	XXX	XXX	XXX	XXX	XXX	XXX	XXX	XXX	
AA-1120171	Lloyd's Syndicate Number 1856	XXX	XXX	XXX	XXX	XXX	XXX	XXX	XXX	XXX	XXX	XXX	XXX	XXX	XXX	XXX	XXX	
AA-1120096	Lloyd's Syndicate Number 1880	XXX	XXX	XXX	XXX	XXX	XXX	XXX	XXX	XXX	XXX	XXX	XXX	XXX	XXX	XXX	XXX	
AA-1120084	Lloyd's Syndicate Number 1955	XXX	XXX	XXX	XXX	XXX	XXX	XXX	XXX	XXX	XXX	XXX	XXX	XXX	XXX	XXX	XXX	
AA-1128001	Lloyd's Syndicate Number 2001	XXX	XXX	XXX	XXX	XXX	XXX	XXX	XXX	XXX	XXX	XXX	XXX	XXX	XXX	XXX	XXX	
AA-1120071	Lloyd's Syndicate Number 2007	XXX	XXX	XXX	XXX	XXX	XXX	XXX	XXX	XXX	XXX	XXX	XXX	XXX	XXX	XXX	XXX	

ANNUAL STATEMENT FOR THE YEAR 2021 OF THE MOTORISTS MUTUAL INSURANCE COMPANY

SCHEDULE F - PART 3 (Continued)

Ceded Reinsurance as of December 31, Current Year (\$000 Omitted)
(Provision for Reinsurance for Certified Reinsurers)

ID Number From Col. 1	Name of Reinsurer From Col. 3	Provision for Certified Reinsurance													Complete if Col. 52 = "No"; Otherwise Enter 0			69 Provision for Overdue Reinsurance Ceded to Certified Reinsurers (Greater of [Col. 62 + Col. 65] or Col.68; not to Exceed Col. 63)
		54	55	56	57	58	59	60	61	62	63	64	65	66	67	68		
		Certified Reinsurer Rating (1 through 6)	Effective Date of Certified Reinsurer Rating	Percent Collateral Required for Full Credit (0% through 100%)	Catastrophe Recoverables Qualifying for Collateral Deferral	Net Recoverables Subject to Collateral Requirements for Full Credit (Col. 19 - Col. 57)	Dollar Amount of Collateral Required (Col. 56 * Col. 58)	Percent of Collateral Provided for Net Recoverables Subject to Collateral Requirements ([Col. 20 + Col. 22 + Col. 24] / Col. 58)	Percent Credit Allowed on Net Recoverables Subject to Collateral Requirements (Col. 60 / Col. 56, not to exceed 100%)	20% of Recoverable on Paid Losses & LAE Over 90 Days Past Due Amounts in Dispute (Col. 45 * 20%)	Amount of Credit Allowed for Net Recoverables (Col. 57 + [Col. 58 * Col. 61])	Provision for Reinsurance with Certified Reinsurers Due to Collateral Deficiency (Col. 19 - Col. 63)	20% of Recoverable on Paid Losses & LAE Over 90 Days Past Due Amounts Not in Dispute (Col. 47 * 20%)	Total Collateral Provided (Col. 20 + Col. 22 + Col. 24, not to Exceed Col. 63)	Net Unsecured Recoverable for Which Credit is Allowed (Col. 63 - Col. 66)	20% of Amount in Col. 67		
AA-1128010	Lloyd's Syndicate Number 2010	XXX	XXX	XXX	XXX	XXX	XXX	XXX	XXX	XXX	XXX	XXX	XXX	XXX	XXX	XXX	XXX	
AA-1120158	Lloyd's Syndicate Number 2014	XXX	XXX	XXX	XXX	XXX	XXX	XXX	XXX	XXX	XXX	XXX	XXX	XXX	XXX	XXX	XXX	
AA-1128623	Lloyd's Syndicate Number 2623	XXX	XXX	XXX	XXX	XXX	XXX	XXX	XXX	XXX	XXX	XXX	XXX	XXX	XXX	XXX	XXX	
AA-1128791	Lloyd's Syndicate Number 2791	XXX	XXX	XXX	XXX	XXX	XXX	XXX	XXX	XXX	XXX	XXX	XXX	XXX	XXX	XXX	XXX	
AA-1128987	Lloyd's Syndicate Number 2987	XXX	XXX	XXX	XXX	XXX	XXX	XXX	XXX	XXX	XXX	XXX	XXX	XXX	XXX	XXX	XXX	
AA-1129000	Lloyd's Syndicate Number 3000	XXX	XXX	XXX	XXX	XXX	XXX	XXX	XXX	XXX	XXX	XXX	XXX	XXX	XXX	XXX	XXX	
AA-1120184	Lloyd's Syndicate Number 3268	XXX	XXX	XXX	XXX	XXX	XXX	XXX	XXX	XXX	XXX	XXX	XXX	XXX	XXX	XXX	XXX	
AA-1126005	Lloyd's Syndicate Number 4000	XXX	XXX	XXX	XXX	XXX	XXX	XXX	XXX	XXX	XXX	XXX	XXX	XXX	XXX	XXX	XXX	
AA-1126004	Lloyd's Syndicate Number 4444	XXX	XXX	XXX	XXX	XXX	XXX	XXX	XXX	XXX	XXX	XXX	XXX	XXX	XXX	XXX	XXX	
AA-1126006	Lloyd's Syndicate Number 4472	XXX	XXX	XXX	XXX	XXX	XXX	XXX	XXX	XXX	XXX	XXX	XXX	XXX	XXX	XXX	XXX	
AA-1120181	Lloyd's Syndicate Number 5886	XXX	XXX	XXX	XXX	XXX	XXX	XXX	XXX	XXX	XXX	XXX	XXX	XXX	XXX	XXX	XXX	
AA-1840000	Mapfre Re Compania de Reaseguros SA	XXX	XXX	XXX	XXX	XXX	XXX	XXX	XXX	XXX	XXX	XXX	XXX	XXX	XXX	XXX	XXX	
AA-3190829	Markel Bermuda Ltd	XXX	XXX	XXX	XXX	XXX	XXX	XXX	XXX	XXX	XXX	XXX	XXX	XXX	XXX	XXX	XXX	
AA-3190686	Partner Reinsurance Company Ltd	XXX	XXX	XXX	XXX	XXX	XXX	XXX	XXX	XXX	XXX	XXX	XXX	XXX	XXX	XXX	XXX	
AA-3190339	Renaissance Reinsurance Ltd	XXX	XXX	XXX	XXX	XXX	XXX	XXX	XXX	XXX	XXX	XXX	XXX	XXX	XXX	XXX	XXX	
1299999	Total Authorized - Other Non-U.S. Insurers			XXX	XXX	XXX	XXX	XXX	XXX	XXX	XXX	XXX	XXX	XXX	XXX	XXX	XXX	
1499999	Total Authorized Excluding Protected Cells (Sum of 0899999, 0999999, 1099999, 1199999 and 1299999)			XXX	XXX	XXX	XXX	XXX	XXX	XXX	XXX	XXX	XXX	XXX	XXX	XXX	XXX	
1899999	Total Unauthorized - Affiliates - U.S. Non-Pool			XXX	XXX	XXX	XXX	XXX	XXX	XXX	XXX	XXX	XXX	XXX	XXX	XXX	XXX	
2199999	Total Unauthorized - Affiliates - Other (Non-U.S.)			XXX	XXX	XXX	XXX	XXX	XXX	XXX	XXX	XXX	XXX	XXX	XXX	XXX	XXX	
2299999	Total Unauthorized - Affiliates			XXX	XXX	XXX	XXX	XXX	XXX	XXX	XXX	XXX	XXX	XXX	XXX	XXX	XXX	
43-1424791	Shelter Reinsurance Company	XXX	XXX	XXX	XXX	XXX	XXX	XXX	XXX	XXX	XXX	XXX	XXX	XXX	XXX	XXX	XXX	
2399999	Total Unauthorized - Other U.S. Unaffiliated Insurers			XXX	XXX	XXX	XXX	XXX	XXX	XXX	XXX	XXX	XXX	XXX	XXX	XXX	XXX	
AA-3194128	Allied World Assurance Company Ltd	XXX	XXX	XXX	XXX	XXX	XXX	XXX	XXX	XXX	XXX	XXX	XXX	XXX	XXX	XXX	XXX	
AA-3190005	American International Reins Co Ltd	XXX	XXX	XXX	XXX	XXX	XXX	XXX	XXX	XXX	XXX	XXX	XXX	XXX	XXX	XXX	XXX	
AA-1460019	Amlin AG	XXX	XXX	XXX	XXX	XXX	XXX	XXX	XXX	XXX	XXX	XXX	XXX	XXX	XXX	XXX	XXX	
AA-3190932	Argo Re Ltd	XXX	XXX	XXX	XXX	XXX	XXX	XXX	XXX	XXX	XXX	XXX	XXX	XXX	XXX	XXX	XXX	
AA-3190873	Ariel Reinsurance Company Ltd	XXX	XXX	XXX	XXX	XXX	XXX	XXX	XXX	XXX	XXX	XXX	XXX	XXX	XXX	XXX	XXX	
AA-3191352	Ascot Reinsurance Company Ltd	XXX	XXX	XXX	XXX	XXX	XXX	XXX	XXX	XXX	XXX	XXX	XXX	XXX	XXX	XXX	XXX	
AA-3190770	Chubb Tempest Reinsurance Ltd	XXX	XXX	XXX	XXX	XXX	XXX	XXX	XXX	XXX	XXX	XXX	XXX	XXX	XXX	XXX	XXX	
AA-1120191	Convex Insurance UK Ltd	XXX	XXX	XXX	XXX	XXX	XXX	XXX	XXX	XXX	XXX	XXX	XXX	XXX	XXX	XXX	XXX	
AA-1340028	Devk Ruckversicherungs und Beteiligungs AG	XXX	XXX	XXX	XXX	XXX	XXX	XXX	XXX	XXX	XXX	XXX	XXX	XXX	XXX	XXX	XXX	
AA-1120175	Fidelis Underwriting Ltd	XXX	XXX	XXX	XXX	XXX	XXX	XXX	XXX	XXX	XXX	XXX	XXX	XXX	XXX	XXX	XXX	
AA-3190877	Flagstone Reinsurance Ltd	XXX	XXX	XXX	XXX	XXX	XXX	XXX	XXX	XXX	XXX	XXX	XXX	XXX	XXX	XXX	XXX	
AA-3191190	Hamilton Re Ltd	XXX	XXX	XXX	XXX	XXX	XXX	XXX	XXX	XXX	XXX	XXX	XXX	XXX	XXX	XXX	XXX	
AA-3190060	Hanover Re (Bermuda) Ltd	XXX	XXX	XXX	XXX	XXX	XXX	XXX	XXX	XXX	XXX	XXX	XXX	XXX	XXX	XXX	XXX	
AA-1320034	Paris Re SA	XXX	XXX	XXX	XXX	XXX	XXX	XXX	XXX	XXX	XXX	XXX	XXX	XXX	XXX	XXX	XXX	
AA-3191298	Qatar Reinsurance Company Ltd	XXX	XXX	XXX	XXX	XXX	XXX	XXX	XXX	XXX	XXX	XXX	XXX	XXX	XXX	XXX	XXX	
AA-1340004	R+V Versicherung AG	XXX	XXX	XXX	XXX	XXX	XXX	XXX	XXX	XXX	XXX	XXX	XXX	XXX	XXX	XXX	XXX	
AA-3190870	Validus Reinsurance Ltd	XXX	XXX	XXX	XXX	XXX	XXX	XXX	XXX	XXX	XXX	XXX	XXX	XXX	XXX	XXX	XXX	
AA-3191388	Vermeer Reinsurance Ltd	XXX	XXX	XXX	XXX	XXX	XXX	XXX	XXX	XXX	XXX	XXX	XXX	XXX	XXX	XXX	XXX	

ANNUAL STATEMENT FOR THE YEAR 2021 OF THE MOTORISTS MUTUAL INSURANCE COMPANY

SCHEDULE F - PART 3 (Continued)

Ceded Reinsurance as of December 31, Current Year (\$000 Omitted)
(Provision for Reinsurance for Certified Reinsurers)

ID Number From Col. 1	Name of Reinsurer From Col. 3	Provision for Certified Reinsurance													Complete if Col. 52 = "No"; Otherwise Enter 0			69 Provision for Overdue Reinsurance Ceded to Certified Reinsurers (Greater of [Col. 62 + Col. 65] or Col.68; not to Exceed Col. 63)
		54	55	56	57	58	59	60	61	62	63	64	65	66	67	68		
		Certified Reinsurer Rating (1 through 6)	Effective Date of Certified Reinsurer Rating	Percent Collateral Required for Full Credit (0% through 100%)	Catastrophe Recoverables Qualifying for Collateral Deferral	Net Recoverables Subject to Collateral Requirements for Full Credit (Col. 19 - Col. 57)	Dollar Amount of Collateral Required (Col. 56 * Col. 58)	Percent of Collateral Provided for Net Recoverables Subject to Collateral Requirements ([Col. 20 + Col. 21 + Col. 22 + Col. 24] / Col. 58)	Percent Credit Allowed on Net Recoverables Subject to Collateral Requirements (Col. 60 / Col. 56, not to exceed 100%)	20% of Recoverable on Paid Losses & LAE Over 90 Days Past Due Amounts in Dispute (Col. 45 * 20%)	Amount of Credit Allowed for Net Recoverables (Col. 57 + [Col. 58 * Col. 61])	Provision for Reinsurance with Certified Reinsurers Due to Collateral Deficiency (Col. 19 - Col. 63)	20% of Recoverable on Paid Losses & LAE Over 90 Days Past Due Amounts Not in Dispute (Col. 47 * 20%)	Total Collateral Provided (Col. 20 + Col. 21 + Col. 24, not to Exceed Col. 63)	Net Unsecured Recoverable for Which Credit is Allowed (Col. 63 - Col. 66)	20% of Amount in Col. 67		
AA-3190757	XL Re Ltd	XXX	XXX	XXX	XXX	XXX	XXX	XXX	XXX	XXX	XXX	XXX	XXX	XXX	XXX	XXX	XXX	
2699999	Total Unauthorized - Other Non-U.S. Insurers			XXX	XXX	XXX	XXX	XXX	XXX	XXX	XXX	XXX	XXX	XXX	XXX	XXX	XXX	
2899999	Total Unauthorized Excluding Protected Cells (Sum of 2299999, 2399999, 2499999, 2599999 and 2699999)			XXX	XXX	XXX	XXX	XXX	XXX	XXX	XXX	XXX	XXX	XXX	XXX	XXX	XXX	
3299999	Total Certified - Affiliates - U.S. Non-Pool			XXX	0	0	0	XXX	XXX	0	0	0	0	0	0	0	0	
3599999	Total Certified - Affiliates - Other (Non-U.S.)			XXX	0	0	0	XXX	XXX	0	0	0	0	0	0	0	0	
3699999	Total Certified - Affiliates			XXX	0	0	0	XXX	XXX	0	0	0	0	0	0	0	0	
CR-1340125	Hannover Ruckversicherungs AG	2	09/23/2014	10.0		667	67	100.0	100.0	0	667	0	0	0	0	0	0	
4099999	Total Certified - Other Non-U.S. Insurers			XXX	0	667	67	XXX	XXX	0	667	0	0	0	0	0	0	
4299999	Total Certified Excluding Protected Cells (Sum of 3699999, 3799999, 3899999, 3999999 and 4099999)			XXX	0	667	67	XXX	XXX	0	667	0	0	0	0	0	0	
4699999	Total Reciprocal Jurisdiction - Affiliates - U.S. Non-Pool			XXX	XXX	XXX	XXX	XXX	XXX	XXX	XXX	XXX	XXX	XXX	XXX	XXX	XXX	
4999999	Total Reciprocal Jurisdiction - Affiliates - Other (Non-U.S.)			XXX	XXX	XXX	XXX	XXX	XXX	XXX	XXX	XXX	XXX	XXX	XXX	XXX	XXX	
5099999	Total Reciprocal Jurisdiction - Affiliates			XXX	XXX	XXX	XXX	XXX	XXX	XXX	XXX	XXX	XXX	XXX	XXX	XXX	XXX	
5699999	Total Reciprocal Jurisdiction Excluding Protected Cells (Sum of 5099999, 5199999, 5299999, 5399999 and 5499999)			XXX	XXX	XXX	XXX	XXX	XXX	XXX	XXX	XXX	XXX	XXX	XXX	XXX	XXX	
5799999	Total Authorized, Unauthorized, Reciprocal Jurisdiction and Certified Excluding Protected Cells (Sum of 1499999, 2899999, 4299999 and 5699999)			XXX	0	667	67	XXX	XXX	0	667	0	0	0	0	0	0	
5899999	Total Protected Cells (Sum of 1399999, 2799999, 4199999 and 5599999)			XXX	0	0	0	XXX	XXX	0	0	0	0	0	0	0	0	
9999999	Totals			XXX	0	667	67	XXX	XXX	0	667	0	0	0	0	0	0	

ANNUAL STATEMENT FOR THE YEAR 2021 OF THE MOTORISTS MUTUAL INSURANCE COMPANY

SCHEDULE F - PART 3 (Continued)

Ceded Reinsurance as of December 31, Current Year (\$000 Omitted)
(Total Provision for Reinsurance)

ID Number From Col. 1	Name of Reinsurer From Col. 3	70 20% of Recoverable on Paid Losses & LAE Over 90 Days past Due Amounts Not in Dispute (Col. 47 * 20%)	71 Provision for Unauthorized Reinsurance		72 Provision for Overdue Authorized and Reciprocal Jurisdiction Reinsurance		73 Total Provision for Reinsurance			
			71 Provision for Reinsurance with Unauthorized Reinsurers Due to Collateral Deficiency (Col. 26)	72 Provision for Overdue Reinsurance from Unauthorized Reinsurers and Amounts in Dispute (Col. 70 + 20% of the Amount in Col. 16)	73 Complete if Col. 52 = "Yes"; Otherwise Enter 0 20% of Recoverable on Paid Losses & LAE Over 90 Days Past Due Amounts Not in Dispute + 20% of Amounts in Dispute ((Col. 47 * 20%) + [Col. 45 * 20%])	74 Complete if Col. 52 = "No"; Otherwise Enter 0 Greater of 20% of Net Recoverable Net of Funds Held & Collateral, or 20% of Recoverable on Paid Losses & LAE Over 90 Days Past Due (Greater of Col. 26 * 20% or Cols. [40 + 41] * 20%)	75 Provision for Amounts Ceded to Authorized and Reciprocal Reinsurers (Cols. 73 + 74)	76 Provision for Amounts Ceded to Unauthorized Reinsurers (Cols. 71 + 72 Not in Excess of Col. 15)	77 Provision for Amounts Ceded to Certified Reinsurers (Cols. 64 + 69)	78 Total Provision for Reinsurance (Cols. 75 + 76 + 77)
87-0807723	AlleghenyPoint Insurance Company	0	XXX	XXX	0	0	0	XXX	XXX	0
20-2394166	BrickStreet Mutual Insurance Company	0	XXX	XXX	0	0	0	XXX	XXX	0
62-1590861	Consumers Insurance USA Inc	0	XXX	XXX	0	0	0	XXX	XXX	0
42-1019089	Iowa American Insurance Company	0	XXX	XXX	0	0	0	XXX	XXX	0
42-0333120	Iowa Mutual Insurance Company	0	XXX	XXX	0	0	0	XXX	XXX	0
31-1022150	MICO Insurance Company	0	XXX	XXX	0	0	0	XXX	XXX	0
41-0299900	Motorists Commercial Mutual Ins Company	0	XXX	XXX	0	0	0	XXX	XXX	0
26-0818900	NorthStone Insurance Company	0	XXX	XXX	0	0	0	XXX	XXX	0
02-0178290	Phenix Mutual Fire Insurance Company	0	XXX	XXX	0	0	0	XXX	XXX	0
46-1783383	PinnaclePoint Insurance Company	0	XXX	XXX	0	0	0	XXX	XXX	0
46-1795752	SummitPoint Insurance Company	0	XXX	XXX	0	0	0	XXX	XXX	0
39-0739760	Wilson Mutual Insurance Company	0	XXX	XXX	0	0	0	XXX	XXX	0
0199999	Total Authorized - Affiliates - U.S. Intercompany Pooling	0	XXX	XXX	0	0	0	XXX	XXX	0
0499999	Total Authorized - Affiliates - U.S. Non-Pool	0	XXX	XXX	0	0	0	XXX	XXX	0
0799999	Total Authorized - Affiliates - Other (Non-U.S.)	0	XXX	XXX	0	0	0	XXX	XXX	0
0899999	Total Authorized - Affiliates	0	XXX	XXX	0	0	0	XXX	XXX	0
06-1182357	Allied World Reinsurance Company	0	XXX	XXX	0	0	0	XXX	XXX	0
36-2661954	American Agricultural Insurance Company	0	XXX	XXX	0	0	0	XXX	XXX	0
06-1430254	Arch Reinsurance Company	0	XXX	XXX	0	0	0	XXX	XXX	0
51-0434766	Axis Reinsurance Company	0	XXX	XXX	0	0	0	XXX	XXX	0
47-0574325	Berkley Insurance Company	0	XXX	XXX	0	0	0	XXX	XXX	0
31-0542366	Cincinnati Insurance Company	0	XXX	XXX	0	0	0	XXX	XXX	0
46-4265295	Clearwater Insurance Company	0	XXX	XXX	0	0	0	XXX	XXX	0
36-2994662	Coliseum Reinsurance Company	0	XXX	XXX	0	0	0	XXX	XXX	0
36-2114545	Continental Casualty Company	0	XXX	XXX	0	0	0	XXX	XXX	0
38-2145898	Dorinco Reinsurance Company	0	XXX	XXX	0	0	0	XXX	XXX	0
42-0234980	Employers Mutual Casualty Company	0	XXX	XXX	0	0	0	XXX	XXX	0
22-2005057	Everest Reinsurance Company	0	XXX	XXX	0	0	0	XXX	XXX	0
38-1316179	Farm Bureau Mutual Ins Company Of Michigan	0	XXX	XXX	0	0	0	XXX	XXX	0
13-2673100	General Reinsurance Corporation	0	XXX	XXX	0	0	0	XXX	XXX	0
13-5617450	Generali - US Branch	0	XXX	XXX	0	0	0	XXX	XXX	0
06-0383750	Hartford Fire Insurance Company	0	XXX	XXX	0	0	0	XXX	XXX	0
06-0384680	Hartford Steam Boiler Inspection & Insurance Co	0	XXX	XXX	0	0	0	XXX	XXX	0
74-2195939	Houston Casualty Company	0	XXX	XXX	0	0	0	XXX	XXX	0
06-1481194	Markel Global Reinsurance Company	0	XXX	XXX	0	0	0	XXX	XXX	0
13-4924125	Munich Reinsurance America, Inc	0	XXX	XXX	0	0	0	XXX	XXX	0
47-0698507	Odyssey Reinsurance Company	0	XXX	XXX	0	0	0	XXX	XXX	0
13-3031176	Partner Reinsurance Company Of The US	0	XXX	XXX	0	0	0	XXX	XXX	0
13-3531373	PartnerRe Insurance Company Of NY	0	XXX	XXX	0	0	0	XXX	XXX	0

ANNUAL STATEMENT FOR THE YEAR 2021 OF THE MOTORISTS MUTUAL INSURANCE COMPANY

SCHEDULE F - PART 3 (Continued)

Ceded Reinsurance as of December 31, Current Year (\$000 Omitted)
(Total Provision for Reinsurance)

ID Number From Col. 1	Name of Reinsurer From Col. 3	70 20% of Recoverable on Paid Losses & LAE Over 90 Days past Due Amounts Not in Dispute (Col. 47 * 20%)	Provision for Unauthorized Reinsurance		Provision for Overdue Authorized and Reciprocal Jurisdiction Reinsurance		Total Provision for Reinsurance			
			71 Provision for Reinsurance with Unauthorized Reinsurers Due to Collateral Deficiency (Col. 26)	72 Provision for Overdue Reinsurance from Unauthorized Reinsurers and Amounts in Dispute (Col. 70 + 20% of the Amount in Col. 16)	73 Complete if Col. 52 = "Yes"; Otherwise Enter 0 20% of Recoverable on Paid Losses & LAE Over 90 Days Past Due Amounts Not in Dispute + 20% of Amounts in Dispute ([Col. 47 * 20%] + [Col. 45 * 20%])	74 Complete if Col. 52 = "No"; Otherwise Enter 0 Greater of 20% of Net Recoverable Net of Funds Held & Collateral, or 20% of Recoverable on Paid Losses & LAE Over 90 Days Past Due (Greater of Col. 26 * 20% or Cols. [40 + 41] * 20%)	75 Provision for Amounts Ceded to Authorized and Reciprocal Reinsurers (Cols. 73 + 74)	76 Provision for Amounts Ceded to Unauthorized Reinsurers (Cols. 71 + 72 Not in Excess of Col. 15)	77 Provision for Amounts Ceded to Certified Reinsurers (Cols. 64 + 69)	78 Total Provision for Reinsurance (Cols. 75 + 76 + 77)
23-1641984	QBE Reinsurance Corporation	0	XXX	XXX	0	0	0	XXX	XXX	0
52-1952955	Renaissance Reinsurance US, Inc	0	XXX	XXX	0	0	0	XXX	XXX	0
75-1444207	SCOR Reinsurance Company	0	XXX	XXX	0	0	0	XXX	XXX	0
43-0613000	Shelter Mutual Insurance Company	0	XXX	XXX	0	0	0	XXX	XXX	0
13-2997499	Sirius America Insurance Company	0	XXX	XXX	0	0	0	XXX	XXX	0
13-1675535	Swiss Reinsurance America Corporation	0	XXX	XXX	0	0	0	XXX	XXX	0
13-5616275	Transatlantic Reinsurance Company	0	XXX	XXX	0	0	0	XXX	XXX	0
48-0921045	Westport Insurance Corporation	0	XXX	XXX	0	0	0	XXX	XXX	0
13-1290712	X L Reinsurance America Inc	0	XXX	XXX	0	0	0	XXX	XXX	0
0999999	Total Authorized - Other U.S. Unaffiliated Insurers	0	XXX	XXX	0	0	0	XXX	XXX	0
AA-9991501	Indiana Mine Subsidence Insurance Fund	0	XXX	XXX	0	0	0	XXX	XXX	0
AA-9991502	Kentucky Mine Subsidence Insurance Fund	0	XXX	XXX	0	0	0	XXX	XXX	0
AA-9991159	Michigan Catastrophic Claims Association	0	XXX	XXX	744	0	744	XXX	XXX	744
AA-9991503	Ohio Mine Subsidence Insurance Fund	0	XXX	XXX	0	0	0	XXX	XXX	0
AA-9991506	West Virginia Mine Subsidence Fund	0	XXX	XXX	0	0	0	XXX	XXX	0
1099999	Total Authorized - Pools - Mandatory Pools	0	XXX	XXX	744	0	744	XXX	XXX	744
AA-9995035	Mutual Reinsurance Bureau	0	XXX	XXX	0	0	0	XXX	XXX	0
1199999	Total Authorized - Pools - Voluntary Pools	0	XXX	XXX	0	0	0	XXX	XXX	0
AA-1120337	Aspen Insurance UK Ltd	0	XXX	XXX	0	0	0	XXX	XXX	0
AA-1320035	Colisee Re	0	XXX	XXX	0	0	0	XXX	XXX	0
AA-3194122	DaVinci Reinsurance Ltd	0	XXX	XXX	0	0	0	XXX	XXX	0
AA-1126382	Lloyd's Syndicate Number 0382	0	XXX	XXX	0	0	0	XXX	XXX	0
AA-1126435	Lloyd's Syndicate Number 0435	0	XXX	XXX	0	0	0	XXX	XXX	0
AA-1126510	Lloyd's Syndicate Number 0510	0	XXX	XXX	0	0	0	XXX	XXX	0
AA-1126557	Lloyd's Syndicate Number 0557	0	XXX	XXX	0	0	0	XXX	XXX	0
AA-1126566	Lloyd's Syndicate Number 0566	0	XXX	XXX	0	0	0	XXX	XXX	0
AA-1126570	Lloyd's Syndicate Number 0570	0	XXX	XXX	0	0	0	XXX	XXX	0
AA-1126609	Lloyd's Syndicate Number 0609	0	XXX	XXX	0	0	0	XXX	XXX	0
AA-1126623	Lloyd's Syndicate Number 0623	0	XXX	XXX	0	0	0	XXX	XXX	0
AA-1126626	Lloyd's Syndicate Number 0626	0	XXX	XXX	0	0	0	XXX	XXX	0
AA-1126727	Lloyd's Syndicate Number 0727	0	XXX	XXX	0	0	0	XXX	XXX	0
AA-1126780	Lloyd's Syndicate Number 0780	0	XXX	XXX	0	0	0	XXX	XXX	0
AA-1126958	Lloyd's Syndicate Number 0958	0	XXX	XXX	0	0	0	XXX	XXX	0
AA-1127084	Lloyd's Syndicate Number 1084	0	XXX	XXX	0	0	0	XXX	XXX	0
AA-1128020	Lloyd's Syndicate Number 1183	0	XXX	XXX	0	0	0	XXX	XXX	0
AA-1127414	Lloyd's Syndicate Number 1414	0	XXX	XXX	0	0	0	XXX	XXX	0
AA-1120102	Lloyd's Syndicate Number 1458	0	XXX	XXX	0	0	0	XXX	XXX	0
AA-1120156	Lloyd's Syndicate Number 1686	0	XXX	XXX	0	0	0	XXX	XXX	0
AA-1120157	Lloyd's Syndicate Number 1729	0	XXX	XXX	0	0	0	XXX	XXX	0
AA-1120171	Lloyd's Syndicate Number 1856	0	XXX	XXX	0	0	0	XXX	XXX	0

ANNUAL STATEMENT FOR THE YEAR 2021 OF THE MOTORISTS MUTUAL INSURANCE COMPANY

SCHEDULE F - PART 3 (Continued)

Ceded Reinsurance as of December 31, Current Year (\$000 Omitted)
(Total Provision for Reinsurance)

ID Number From Col. 1	Name of Reinsurer From Col. 3	70 20% of Recoverable on Paid Losses & LAE Over 90 Days past Due Amounts Not in Dispute (Col. 47 * 20%)	Provision for Unauthorized Reinsurance		Provision for Overdue Authorized and Reciprocal Jurisdiction Reinsurance		Total Provision for Reinsurance			
			71 Provision for Reinsurance with Unauthorized Reinsurers Due to Collateral Deficiency (Col. 26)	72 Provision for Overdue Reinsurance from Unauthorized Reinsurers and Amounts in Dispute (Col. 70 + 20% of the Amount in Col. 16)	73 Complete if Col. 52 = "Yes"; Otherwise Enter 0 20% of Recoverable on Paid Losses & LAE Over 90 Days Past Due Amounts Not in Dispute + 20% of Amounts in Dispute ((Col. 47 * 20%) + [Col. 45 * 20%])	74 Complete if Col. 52 = "No"; Otherwise Enter 0 Greater of 20% of Net Recoverable Net of Funds Held & Collateral, or 20% of Recoverable on Paid Losses & LAE Over 90 Days Past Due (Greater of Col. 26 * 20% or Cols. [40 + 41] * 20%)	75 Provision for Amounts Ceded to Authorized and Reciprocal Reinsurers (Cols. 73 + 74)	76 Provision for Amounts Ceded to Unauthorized Reinsurers (Cols. 71 + 72 Not in Excess of Col. 15)	77 Provision for Amounts Ceded to Certified Reinsurers (Cols. 64 + 69)	78 Total Provision for Reinsurance (Cols. 75 + 76 + 77)
AA-1120096	Lloyd's Syndicate Number 1880	0	XXX	XXX	0	0	0	XXX	XXX	0
AA-1120084	Lloyd's Syndicate Number 1955	0	XXX	XXX	0	0	0	XXX	XXX	0
AA-1128001	Lloyd's Syndicate Number 2001	0	XXX	XXX	0	0	0	XXX	XXX	0
AA-1120071	Lloyd's Syndicate Number 2007	0	XXX	XXX	0	0	0	XXX	XXX	0
AA-1128010	Lloyd's Syndicate Number 2010	0	XXX	XXX	0	0	0	XXX	XXX	0
AA-1120158	Lloyd's Syndicate Number 2014	0	XXX	XXX	0	0	0	XXX	XXX	0
AA-1128623	Lloyd's Syndicate Number 2623	0	XXX	XXX	0	0	0	XXX	XXX	0
AA-1128791	Lloyd's Syndicate Number 2791	0	XXX	XXX	0	0	0	XXX	XXX	0
AA-1128987	Lloyd's Syndicate Number 2987	0	XXX	XXX	0	0	0	XXX	XXX	0
AA-1129000	Lloyd's Syndicate Number 3000	0	XXX	XXX	0	0	0	XXX	XXX	0
AA-1120184	Lloyd's Syndicate Number 3268	0	XXX	XXX	0	0	0	XXX	XXX	0
AA-1126005	Lloyd's Syndicate Number 4000	0	XXX	XXX	0	0	0	XXX	XXX	0
AA-1126004	Lloyd's Syndicate Number 4444	0	XXX	XXX	0	0	0	XXX	XXX	0
AA-1126006	Lloyd's Syndicate Number 4472	0	XXX	XXX	0	0	0	XXX	XXX	0
AA-1120181	Lloyd's Syndicate Number 5886	0	XXX	XXX	0	0	0	XXX	XXX	0
AA-1840000	Mapfre Re Compania de Reaseguros SA	0	XXX	XXX	0	0	0	XXX	XXX	0
AA-3190829	Markel Bermuda Ltd	0	XXX	XXX	0	0	0	XXX	XXX	0
AA-3190686	Partner Reinsurance Company Ltd	0	XXX	XXX	0	0	0	XXX	XXX	0
AA-3190339	Renaissance Reinsurance Ltd	0	XXX	XXX	0	0	0	XXX	XXX	0
1299999	Total Authorized - Other Non-U.S. Insurers	0	XXX	XXX	0	0	0	XXX	XXX	0
1499999	Total Authorized Excluding Protected Cells (Sum of 0899999, 0999999, 1099999, 1199999 and 1299999)	0	XXX	XXX	744	0	744	XXX	XXX	744
1899999	Total Unauthorized - Affiliates - U.S. Non-Pool	0	0	0	XXX	XXX	XXX	0	XXX	0
2199999	Total Unauthorized - Affiliates - Other (Non-U.S.)	0	0	0	XXX	XXX	XXX	0	XXX	0
2299999	Total Unauthorized - Affiliates	0	0	0	XXX	XXX	XXX	0	XXX	0
43-1424791	Shelter Reinsurance Company	0	0	0	XXX	XXX	XXX	0	XXX	0
2399999	Total Unauthorized - Other U.S. Unaffiliated Insurers	0	0	0	XXX	XXX	XXX	0	XXX	0
AA-3194128	Allied World Assurance Company Ltd	0	0	0	XXX	XXX	XXX	0	XXX	0
AA-3190005	American International Reins Co Ltd	0	45	0	XXX	XXX	XXX	0	XXX	0
AA-1460019	Amlin AG	0	1	0	XXX	XXX	XXX	0	XXX	0
AA-3190932	Argo Re Ltd	0	0	0	XXX	XXX	XXX	0	XXX	0
AA-3190873	Ariel Reinsurance Company Ltd	0	0	0	XXX	XXX	XXX	0	XXX	0
AA-3191352	Ascot Reinsurance Company Ltd	0	0	0	XXX	XXX	XXX	0	XXX	0
AA-3190770	Chubb Tempest Reinsurance Ltd	0	0	0	XXX	XXX	XXX	0	XXX	0
AA-1120191	Convex Insurance UK Ltd	0	0	0	XXX	XXX	XXX	0	XXX	0
AA-1340028	Devk Ruckversicherungs und Beteiligungs AG	0	0	0	XXX	XXX	XXX	0	XXX	0
AA-1120175	Fidelis Underwriting Ltd	0	0	0	XXX	XXX	XXX	0	XXX	0
AA-3190877	Flagstone Reinsurance Ltd	0	0	0	XXX	XXX	XXX	0	XXX	0
AA-3191190	Hamilton Re Ltd	0	0	0	XXX	XXX	XXX	0	XXX	0
AA-3190060	Hanover Re (Bermuda) Ltd	0	0	0	XXX	XXX	XXX	0	XXX	0

ANNUAL STATEMENT FOR THE YEAR 2021 OF THE MOTORISTS MUTUAL INSURANCE COMPANY

SCHEDULE F - PART 3 (Continued)

Ceded Reinsurance as of December 31, Current Year (\$000 Omitted)
(Total Provision for Reinsurance)

ID Number From Col. 1	Name of Reinsurer From Col. 3	70 20% of Recoverable on Paid Losses & LAE Over 90 Days past Due Amounts Not in Dispute (Col. 47 * 20%)	71 Provision for Unauthorized Reinsurance		73 Provision for Overdue Authorized and Reciprocal Jurisdiction Reinsurance		75 Total Provision for Reinsurance			
			71 Provision for Reinsurance with Unauthorized Reinsurers Due to Collateral Deficiency (Col. 26)	72 Provision for Overdue Reinsurance from Unauthorized Reinsurers and Amounts in Dispute (Col. 70 + 20% of the Amount in Col. 16)	73 Complete if Col. 52 = "Yes"; Otherwise Enter 0 20% of Recoverable on Paid Losses & LAE Over 90 Days Past Due Amounts Not in Dispute + 20% of Amounts in Dispute ((Col. 47 * 20%) + [Col. 45 * 20%])	74 Complete if Col. 52 = "No"; Otherwise Enter 0 Greater of 20% of Net Recoverable Net of Funds Held & Collateral, or 20% of Recoverable on Paid Losses & LAE Over 90 Days Past Due (Greater of Col. 26 * 20% or Cols. [40 + 41] * 20%)	75 Provision for Amounts Ceded to Authorized and Reciprocal Reinsurers (Cols. 73 + 74)	76 Provision for Amounts Ceded to Unauthorized Reinsurers (Cols. 71 + 72 Not in Excess of Col. 15)	77 Provision for Amounts Ceded to Certified Reinsurers (Cols. 64 + 69)	78 Total Provision for Reinsurance (Cols. 75 + 76 + 77)
AA-1320034	Paris Re SA	0	0	0	XXX	XXX	XXX	0	XXX	0
AA-3191298	Qatar Reinsurance Company Ltd	0	0	0	XXX	XXX	XXX	0	XXX	0
AA-1340004	R+V Versicherung AG	0	0	0	XXX	XXX	XXX	0	XXX	0
AA-3190870	Validus Reinsurance Ltd	0	3	0	XXX	XXX	XXX	0	XXX	0
AA-3191388	Vermeer Reinsurance Ltd	0	0	0	XXX	XXX	XXX	0	XXX	0
AA-3190757	XL Re Ltd	0	0	0	XXX	XXX	XXX	0	XXX	0
2699999	Total Unauthorized - Other Non-U.S. Insurers	0	48	0	XXX	XXX	XXX	0	XXX	0
2899999	Total Unauthorized Excluding Protected Cells (Sum of 2299999, 2399999, 2499999, 2599999 and 2699999)	0	48	0	XXX	XXX	XXX	0	XXX	0
3299999	Total Certified - Affiliates - U.S. Non-Pool	XXX	XXX	XXX	XXX	XXX	XXX	XXX	0	0
3599999	Total Certified - Affiliates - Other (Non-U.S.)	XXX	XXX	XXX	XXX	XXX	XXX	XXX	0	0
3699999	Total Certified - Affiliates	XXX	XXX	XXX	XXX	XXX	XXX	XXX	0	0
CR-1340125	Hannover Ruckversicherungs AG	XXX	XXX	XXX	XXX	XXX	XXX	XXX	0	0
4099999	Total Certified - Other Non-U.S. Insurers	XXX	XXX	XXX	XXX	XXX	XXX	XXX	0	0
4299999	Total Certified Excluding Protected Cells (Sum of 3699999, 3799999, 3899999, 3999999 and 4099999)	XXX	XXX	XXX	XXX	XXX	XXX	XXX	0	0
4699999	Total Reciprocal Jurisdiction - Affiliates - U.S. Non-Pool	0	XXX	XXX	0	0	0	XXX	XXX	0
4999999	Total Reciprocal Jurisdiction - Affiliates - Other (Non-U.S.)	0	XXX	XXX	0	0	0	XXX	XXX	0
5099999	Total Reciprocal Jurisdiction - Affiliates	0	XXX	XXX	0	0	0	XXX	XXX	0
5699999	Total Reciprocal Jurisdiction Excluding Protected Cells (Sum of 5099999, 5199999, 5299999, 5399999 and 5499999)	0	XXX	XXX	0	0	0	XXX	XXX	0
5799999	Total Authorized, Unauthorized, Reciprocal Jurisdiction and Certified Excluding Protected Cells (Sum of 1499999, 2899999, 4299999 and 5699999)	0	48	0	744	0	744	0	0	744
5899999	Total Protected Cells (Sum of 1399999, 2799999, 4199999 and 5599999)	0	0	0	0	0	0	0	0	0
9999999	Totals	0	48	0	744	0	744	0	0	744

ANNUAL STATEMENT FOR THE YEAR 2021 OF THE MOTORISTS MUTUAL INSURANCE COMPANY

SCHEDULE F - PART 4

Issuing or Confirming Banks for Letters of Credit from Schedule F, Part 3 (\$000 Omitted)

1 Issuing or Confirming Bank Reference Number Used in Col. 23 of Sch F Part 3	2 Letters of Credit Code	3 American Bankers Association (ABA) Routing Number	4 Issuing or Confirming Bank Name	5 Letters of Credit Amount
0001	1	021000089	Citibank Europe PLC	.3
0002	1	021000089	Citibank Europe PLC	.5
0003	1	021000021	Landesbank Baden-Württemberg, New York Branch	.4
0004	1	026015037	Lloyds Bank Corporate Markets	.3
0005	1	021000089	Citibank Europe PLC	23
0006	2	026009632	MUFG Bank, LTD	.0
0006	2	026002574	Barclays Bank PLC, NY, NY	.0
0006	2	021000089	Citibank, N.A. NY, NY	.0
0006	2	026009179	Credit Suisse	.0
0006	2	021001033	Deutsche Bank AG, NY, NY	.0
0006	2	021001088	HSBC Bank USA, N.A., NY	.0
0006	2	026014601	Goldman Sachs Bank USA	.0
0006	2	021000021	JPMorgan Chase Bank, N.A.	.0
0006	2	026014630	Morgan Stanley Bank, N.A.	.0
0006	2	021000018	The Bank of New York Mellon	.0
0006	2	121000248	Wells Fargo Bank, N.A.	.0
Total				41

ANNUAL STATEMENT FOR THE YEAR 2021 OF THE MOTORISTS MUTUAL INSURANCE COMPANY

SCHEDULE F - PART 5

Interrogatories for Schedule F, Part 3 (000 Omitted)

A. Report the five largest provisional commission rates included in the cedant's reinsurance treaties. The commission rate to be reported is by contract with ceded premium in excess of \$50,000:

	1 <u>Name of Reinsurer</u>	2 <u>Commission Rate</u>	3 <u>Ceded Premium</u>
1.
2.
3.
4.
5.

B. Report the five largest reinsurance recoverables reported in Schedule F, Part 3, Column 15, due from any one reinsurer (based on the total recoverables, Schedule F, Part 3, Line 9999999, Column 15), the amount of ceded premium, and indicate whether the recoverables are due from an affiliated insurer.

	1 <u>Name of Reinsurer</u>	2 <u>Total Recoverables</u>	3 <u>Ceded Premiums</u>	4 <u>Affiliated</u>
6.	BrickStreet Mutual Insurance Company	1,219,466	525,930	Yes [X] No []
7.	Motorists Commercial Mutual Ins Company	261,677	112,856	Yes [X] No []
8.	Consumers Insurance USA Inc	53,352	23,009	Yes [X] No []
9.	Iowa Mutual Insurance Company	43,189	18,627	Yes [X] No []
10.	Wilson Mutual Insurance Company	43,189	18,627	Yes [X] No []

NOTE: Disclosure of the five largest provisional commission rates should exclude mandatory pools and joint underwriting associations.

ANNUAL STATEMENT FOR THE YEAR 2021 OF THE MOTORISTS MUTUAL INSURANCE COMPANY

SCHEDULE F - PART 6

Restatement of Balance Sheet to Identify Net Credit for Reinsurance

	1 As Reported (Net of Ceded)	2 Restatement Adjustments	3 Restated (Gross of Ceded)
ASSETS (Page 2, Col. 3)			
1. Cash and invested assets (Line 12)	1,461,638,417	0	1,461,638,417
2. Premiums and considerations (Line 15)	98,108,442	0	98,108,442
3. Reinsurance recoverable on loss and loss adjustment expense payments (Line 16.1)	52,449,003	(48,047,473)	4,401,530
4. Funds held by or deposited with reinsured companies (Line 16.2)	379,538,126	0	379,538,126
5. Other assets	97,416,064	142,218,222	239,634,286
6. Net amount recoverable from reinsurers		1,465,566,339	1,465,566,339
7. Protected cell assets (Line 27)	0	0	0
8. Totals (Line 28)	2,089,150,052	1,559,737,088	3,648,887,140
LIABILITIES (Page 3)			
9. Losses and loss adjustment expenses (Lines 1 through 3)	695,382,181	1,350,817,834	2,046,200,015
10. Taxes, expenses, and other obligations (Lines 4 through 8)	68,888,685	98,517,665	167,406,350
11. Unearned premiums (Line 9)	165,010,935	344,282,074	509,293,009
12. Advance premiums (Line 10)	1,673,033	0	1,673,033
13. Dividends declared and unpaid (Line 11.1 and 11.2)	0	0	0
14. Ceded reinsurance premiums payable (net of ceding commissions (Line 12)	61,361,527	(61,380,471)	(18,945)
15. Funds held by company under reinsurance treaties (Line 13)	213,386,124	(213,386,124)	0
16. Amounts withheld or retained by company for account of others (Line 14)	4,321,953	0	4,321,953
17. Provision for reinsurance (Line 16)	743,787	(743,787)	0
18. Other liabilities	64,174,648	41,629,897	105,804,545
19. Total liabilities excluding protected cell business (Line 26)	1,274,942,872	1,559,737,088	2,834,679,960
20. Protected cell liabilities (Line 27)			0
21. Surplus as regards policyholders (Line 37)	814,207,180	XXX	814,207,180
22. Totals (Line 38)	2,089,150,052	1,559,737,088	3,648,887,140

NOTE: Is the restatement of this exhibit the result of grossing up balances ceded to affiliates under 100 percent reinsurance or pooling arrangements? Yes [X] No []

If yes, give full explanation: The company cedes to its affiliates through an intercompany pooling arrangement. Reference Note 26 in the Notes to Financial Statements for more information.

Schedule H - Part 1 - Analysis of Underwriting Operations

N O N E

Schedule H - Part 2 - Reserves and Liabilities

N O N E

Schedule H - Part 3 - Test of Prior Year's Claim Reserves and Liabilities

N O N E

Schedule H - Part 4 - Reinsurance

N O N E

Schedule H - Part 5 - Health Claims

N O N E

ANNUAL STATEMENT FOR THE YEAR 2021 OF THE MOTORISTS MUTUAL INSURANCE COMPANY
SCHEDULE P - PART 1A - HOMEOWNERS/FAROWNERS

(\$000 OMITTED)

Years in Which Premiums Were Earned and Losses Were Incurred	Premiums Earned			Loss and Loss Expense Payments						10 Salvage and Subrogation Received	11 Total Net Paid Cols (4 - 5 + 6 - 7 + 8 - 9)	12 Number of Claims Reported Direct and Assumed
	1 Direct and Assumed	2 Ceded	3 Net (1 - 2)	Loss Payments		Defense and Cost Containment Payments		Adjusting and Other Payments				
				4 Direct and Assumed	5 Ceded	6 Direct and Assumed	7 Ceded	8 Direct and Assumed	9 Ceded			
1. Prior	XXX	XXX	XXX	40	0	1	0	(2)	0	3	39	XXX
2. 2012	46,401	2,802	43,599	30,449	1,857	387	0	5,297	37	316	34,238	5,433
3. 2013	46,974	2,638	44,336	25,228	641	257	0	4,109	1	248	28,953	3,889
4. 2014	47,819	3,045	44,774	26,384	0	340	0	3,815	0	469	30,539	3,582
5. 2015	46,192	2,832	43,360	21,684	58	509	0	3,184	0	413	25,320	2,750
6. 2016	42,056	2,101	39,955	19,282	0	314	0	2,678	0	255	22,274	2,361
7. 2017	37,879	1,179	36,699	27,223	1,635	388	0	3,954	2	223	29,928	2,821
8. 2018	35,144	1,302	33,842	16,854	0	289	0	2,938	0	310	20,081	2,973
9. 2019	32,150	1,161	30,989	18,711	347	685	0	2,955	0	206	22,005	3,292
10. 2020	28,755	1,289	27,466	19,794	989	20	0	3,696	0	127	22,521	1,996
11. 2021	26,339	1,255	25,084	8,936	1	14	0	3,400	0	26	12,349	1,028
12. Totals	XXX	XXX	XXX	214,585	5,529	3,204	0	36,023	40	2,597	248,244	XXX

	Losses Unpaid				Defense and Cost Containment Unpaid				Adjusting and Other Unpaid		23 Salvage and Subrogation Anticipated	24 Total Net Losses and Expenses Unpaid	25 Number of Claims Outstanding Direct and Assumed
	Case Basis		Bulk + IBNR		Case Basis		Bulk + IBNR		21 Direct and Assumed	22 Ceded			
	13 Direct and Assumed	14 Ceded	15 Direct and Assumed	16 Ceded	17 Direct and Assumed	18 Ceded	19 Direct and Assumed	20 Ceded					
1. Prior	2	15	0	0	0	0	0	0	2	0	0	(12)	0
2. 2012	2	0	0	0	0	0	0	0	0	0	0	2	0
3. 2013	33	8	0	0	0	0	0	0	1	0	0	26	3
4. 2014	13	0	0	0	0	0	0	0	5	0	0	19	2
5. 2015	88	0	0	0	0	0	1	0	3	0	0	93	2
6. 2016	37	0	15	0	0	0	3	0	7	0	0	62	3
7. 2017	102	0	6	0	0	0	3	0	6	0	0	117	4
8. 2018	206	0	24	0	0	0	4	0	11	0	0	245	4
9. 2019	180	6	41	0	1	0	34	0	18	0	0	268	10
10. 2020	835	54	59	0	0	0	62	0	58	0	0	960	29
11. 2021	2,404	0	748	0	3	0	114	0	463	0	0	3,732	177
12. Totals	3,902	83	893	0	4	0	220	0	576	0	0	5,512	233

	Total Losses and Loss Expenses Incurred			Loss and Loss Expense Percentage (Incurred / Premiums Earned)			Nontabular Discount		34 Inter-Company Pooling Participation Percentage	Net Balance Sheet Reserves After Discount	
	26 Direct and Assumed	27 Ceded	28 Net	29 Direct and Assumed	30 Ceded	31 Net	32 Loss	33 Loss Expense		35 Losses Unpaid	36 Loss Expenses Unpaid
	1. Prior	XXX	XXX	XXX	XXX	XXX	XXX	0		0	XXX
2. 2012	36,135	1,895	34,240	77.9	67.6	78.5	0	0	32.4	2	0
3. 2013	29,629	649	28,979	63.1	24.6	65.4	0	0	32.4	26	1
4. 2014	30,557	0	30,557	63.9	0.0	68.2	0	0	32.4	13	6
5. 2015	25,470	58	25,412	55.1	2.0	58.6	0	0	32.4	88	5
6. 2016	22,335	0	22,335	53.1	0.0	55.9	0	0	32.4	52	10
7. 2017	31,681	1,637	30,045	83.6	138.8	81.9	0	0	32.4	108	9
8. 2018	20,326	0	20,326	57.8	0.0	60.1	0	0	32.4	230	15
9. 2019	22,626	353	22,273	70.4	30.4	71.9	0	0	32.4	215	53
10. 2020	24,524	1,043	23,481	85.3	80.9	85.5	0	0	32.4	839	120
11. 2021	16,082	1	16,081	61.1	0.1	64.1	0	0	32.4	3,152	580
12. Totals	XXX	XXX	XXX	XXX	XXX	XXX	0	0	XXX	4,712	800

ANNUAL STATEMENT FOR THE YEAR 2021 OF THE MOTORISTS MUTUAL INSURANCE COMPANY
SCHEDULE P - PART 1B - PRIVATE PASSENGER AUTO LIABILITY/MEDICAL
(\$000 OMITTED)

Years in Which Premiums Were Earned and Losses Were Incurred	Premiums Earned			Loss and Loss Expense Payments						10 Salvage and Subrogation Received	11 Total Net Paid Cols (4 - 5 + 6 - 7 + 8 - 9)	12 Number of Claims Reported Direct and Assumed
	1 Direct and Assumed	2 Ceded	3 Net (1 - 2)	Loss Payments		Defense and Cost Containment Payments		Adjusting and Other Payments				
				4 Direct and Assumed	5 Ceded	6 Direct and Assumed	7 Ceded	8 Direct and Assumed	9 Ceded			
	1. Prior.....	XXX	XXX	XXX	850	723	6	1	1			
2. 2012.....	35,575	295	35,280	23,497	64	1,139	0	3,838	0	898	28,410	5,813
3. 2013.....	36,358	318	36,041	22,792	35	1,164	0	4,519	1	1,045	28,440	5,796
4. 2014.....	38,237	746	37,491	24,726	0	1,140	0	4,619	0	1,159	30,485	6,012
5. 2015.....	39,300	631	38,668	23,282	0	1,263	0	4,517	0	812	29,062	5,305
6. 2016.....	33,928	436	33,492	19,562	0	1,101	0	4,015	0	725	24,677	4,323
7. 2017.....	29,321	(3)	29,324	16,119	0	744	0	2,390	0	529	19,253	3,523
8. 2018.....	25,099	0	25,099	13,580	0	540	0	2,186	0	467	16,306	5,687
9. 2019.....	22,074	0	22,074	10,892	24	722	0	2,454	0	366	14,044	4,582
10. 2020.....	18,607	0	18,607	5,777	(22)	84	0	2,255	0	242	8,138	1,281
11. 2021.....	15,943	0	15,943	3,727	0	83	0	1,829	0	105	5,639	628
12. Totals	XXX	XXX	XXX	164,804	823	7,987	1	32,621	1	6,369	204,586	XXX

	Losses Unpaid				Defense and Cost Containment Unpaid				Adjusting and Other Unpaid		23 Salvage and Subrogation Anticipated	24 Total Net Losses and Expenses Unpaid	25 Number of Claims Outstanding Direct and Assumed
	Case Basis		Bulk + IBNR		Case Basis		Bulk + IBNR		21 Direct and Assumed	22 Ceded			
	13 Direct and Assumed	14 Ceded	15 Direct and Assumed	16 Ceded	17 Direct and Assumed	18 Ceded	19 Direct and Assumed	20 Ceded					
	1. Prior.....	11,921	11,659	1	0	0	0	0	0	34			
2. 2012.....	65	0	0	0	0	0	0	0	2	0	0	67	0
3. 2013.....	13	0	3	0	0	0	1	0	0	0	0	17	1
4. 2014.....	74	0	14	0	0	0	3	0	6	0	0	96	3
5. 2015.....	136	0	35	0	6	0	9	0	18	0	0	204	3
6. 2016.....	362	0	53	0	0	0	32	0	23	0	0	470	6
7. 2017.....	450	0	52	0	10	0	57	0	47	0	0	616	13
8. 2018.....	1,028	0	23	0	11	0	104	0	82	0	0	1,249	24
9. 2019.....	1,592	0	163	0	13	0	284	0	144	0	0	2,196	38
10. 2020.....	2,637	0	523	0	12	0	336	0	250	0	0	3,758	54
11. 2021.....	3,996	0	1,313	0	2	0	372	0	862	0	0	6,544	207
12. Totals	22,273	11,659	2,180	0	54	0	1,198	0	1,469	0	0	15,514	360

	Total Losses and Loss Expenses Incurred			Loss and Loss Expense Percentage (Incurred / Premiums Earned)			Nontabular Discount		34 Inter-Company Pooling Participation Percentage	Net Balance Sheet Reserves After Discount	
	26 Direct and Assumed	27 Ceded	28 Net	29 Direct and Assumed	30 Ceded	31 Net	32 Loss	33 Loss Expense		35 Losses Unpaid	36 Loss Expenses Unpaid
	1. Prior.....	XXX	XXX	XXX	XXX	XXX	XXX	0		0	XXX
2. 2012.....	28,541	64	28,477	80.2	21.8	80.7	0	0	32.4	65	2
3. 2013.....	28,493	35	28,458	78.4	11.1	79.0	0	0	32.4	17	1
4. 2014.....	30,581	0	30,581	80.0	0.0	81.6	0	0	32.4	87	9
5. 2015.....	29,266	0	29,266	74.5	0.0	75.7	0	0	32.4	171	33
6. 2016.....	25,147	0	25,147	74.1	0.0	75.1	0	0	32.4	415	55
7. 2017.....	19,869	0	19,869	67.8	0.0	67.8	0	0	32.4	502	114
8. 2018.....	17,555	0	17,555	69.9	0.0	69.9	0	0	32.4	1,052	197
9. 2019.....	16,264	24	16,240	73.7	0.0	73.6	0	0	32.4	1,755	442
10. 2020.....	11,874	(22)	11,896	63.8	0.0	63.9	0	0	32.4	3,160	598
11. 2021.....	12,182	0	12,182	76.4	0.0	76.4	0	0	32.4	5,308	1,235
12. Totals	XXX	XXX	XXX	XXX	XXX	XXX	0	0	XXX	12,793	2,721

ANNUAL STATEMENT FOR THE YEAR 2021 OF THE MOTORISTS MUTUAL INSURANCE COMPANY
SCHEDULE P - PART 1C - COMMERCIAL AUTO/TRUCK LIABILITY/MEDICAL
(\$000 OMITTED)

Years in Which Premiums Were Earned and Losses Were Incurred	Premiums Earned			Loss and Loss Expense Payments						10 Salvage and Subrogation Received	11 Total Net Paid Cols (4 - 5 + 6 - 7 + 8 - 9)	12 Number of Claims Reported Direct and Assumed
	1 Direct and Assumed	2 Ceded	3 Net (1 - 2)	Loss Payments		Defense and Cost Containment Payments		Adjusting and Other Payments				
				4 Direct and Assumed	5 Ceded	6 Direct and Assumed	7 Ceded	8 Direct and Assumed	9 Ceded			
1. Prior.....	XXX	XXX	XXX	.64	1	29	0	(1)	0	1	91	XXX
2. 2012.....	24,051	325	23,726	14,304	857	1,828	6	1,479	0	225	16,749	1,862
3. 2013.....	24,867	434	24,433	15,751	2,639	1,729	(1)	1,829	5	217	16,666	2,001
4. 2014.....	25,786	654	25,132	17,028	963	1,630	10	2,076	0	291	19,760	2,206
5. 2015.....	27,134	517	26,617	18,742	139	1,776	2	2,434	0	188	22,812	2,354
6. 2016.....	30,162	481	29,681	20,782	472	1,703	46	2,929	0	249	24,896	2,609
7. 2017.....	33,062	17	33,045	19,021	402	1,865	13	2,898	0	233	23,369	2,725
8. 2018.....	35,124	6	35,118	20,435	496	1,810	77	2,941	1	377	24,612	15,088
9. 2019.....	36,543	12	36,531	16,112	331	1,619	4	3,042	0	368	20,437	14,528
10. 2020.....	39,406	78	39,327	9,546	8	322	0	3,600	(2)	324	13,462	892
11. 2021.....	42,312	1,357	40,955	5,217	0	120	0	3,627	0	190	8,963	1,904
12. Totals	XXX	XXX	XXX	157,001	6,307	14,431	159	26,855	5	2,663	191,816	XXX

	Losses Unpaid				Defense and Cost Containment Unpaid				Adjusting and Other Unpaid		23 Salvage and Subrogation Anticipated	24 Total Net Losses and Expenses Unpaid	25 Number of Claims Outstanding Direct and Assumed
	Case Basis		Bulk + IBNR		Case Basis		Bulk + IBNR		21 Direct and Assumed	22 Ceded			
	13 Direct and Assumed	14 Ceded	15 Direct and Assumed	16 Ceded	17 Direct and Assumed	18 Ceded	19 Direct and Assumed	20 Ceded					
1. Prior.....	120	34	9	0	0	0	2	0	17	0	0	113	3
2. 2012.....	39	0	6	0	0	1	5	0	2	0	0	51	1
3. 2013.....	348	238	25	10	58	1	6	0	6	1	0	194	3
4. 2014.....	82	0	4	0	15	0	8	0	21	0	0	131	5
5. 2015.....	980	156	142	10	10	0	23	0	45	0	0	1,033	10
6. 2016.....	1,609	782	184	53	19	0	65	0	78	0	0	1,119	10
7. 2017.....	3,836	1,376	482	90	42	0	146	0	129	0	0	3,169	41
8. 2018.....	4,822	162	1,294	105	53	0	300	0	419	0	0	6,622	57
9. 2019.....	6,548	0	3,157	388	50	0	887	0	705	0	0	10,959	95
10. 2020.....	6,152	164	6,379	214	6	0	1,561	0	1,280	0	0	15,000	122
11. 2021.....	6,011	0	13,751	0	5	0	2,821	0	5,010	0	0	27,597	446
12. Totals	30,546	2,912	25,432	871	259	2	5,825	0	7,712	1	0	65,988	792

	Total Losses and Loss Expenses Incurred			Loss and Loss Expense Percentage (Incurred / Premiums Earned)			Nontabular Discount		34 Inter-Company Pooling Participation Percentage	Net Balance Sheet Reserves After Discount	
	26 Direct and Assumed	27 Ceded	28 Net	29 Direct and Assumed	30 Ceded	31 Net	32 Loss	33 Loss Expense		35 Losses Unpaid	36 Loss Expenses Unpaid
1. Prior.....	XXX	XXX	XXX	XXX	XXX	XXX	0	0	XXX	95	18
2. 2012.....	17,664	864	16,799	73.4	266.0	70.8	0	0	32.4	45	6
3. 2013.....	19,753	2,892	16,860	79.4	666.7	69.0	0	0	32.4	125	69
4. 2014.....	20,865	974	19,891	80.9	149.0	79.1	0	0	32.4	86	45
5. 2015.....	24,152	307	23,845	89.0	59.4	89.6	0	0	32.4	955	78
6. 2016.....	27,368	1,354	26,014	90.7	281.5	87.6	0	0	32.4	957	162
7. 2017.....	28,418	1,881	26,538	86.0	11,382.4	80.3	0	0	32.4	2,852	317
8. 2018.....	32,076	841	31,234	91.3	13,668.4	88.9	0	0	32.4	5,849	772
9. 2019.....	32,119	723	31,396	87.9	6,032.4	85.9	0	0	32.4	9,317	1,642
10. 2020.....	28,846	385	28,461	73.2	492.9	72.4	0	0	32.4	12,152	2,848
11. 2021.....	36,560	0	36,560	86.4	0.0	89.3	0	0	32.4	19,761	7,836
12. Totals	XXX	XXX	XXX	XXX	XXX	XXX	0	0	XXX	52,195	13,793

ANNUAL STATEMENT FOR THE YEAR 2021 OF THE MOTORISTS MUTUAL INSURANCE COMPANY

SCHEDULE P - PART 1D - WORKERS' COMPENSATION
(EXCLUDING EXCESS WORKERS' COMPENSATION)

(\$000 OMITTED)

Years in Which Premiums Were Earned and Losses Were Incurred	Premiums Earned			Loss and Loss Expense Payments						10 Salvage and Subrogation Received	11 Total Net Paid Cols (4 - 5 + 6 - 7 + 8 - 9)	12 Number of Claims Reported Direct and Assumed
	1 Direct and Assumed	2 Ceded	3 Net (1 - 2)	Loss Payments		Defense and Cost Containment Payments		Adjusting and Other Payments				
				4 Direct and Assumed	5 Ceded	6 Direct and Assumed	7 Ceded	8 Direct and Assumed	9 Ceded			
1. Prior	XXX	XXX	XXX	3,507	526	276	15	17	1	93	3,259	XXX
2. 2012	123,986	18,391	105,596	63,315	10,969	10,105	2,572	10,791	1,156	1,022	69,515	5,376
3. 2013	144,722	23,728	120,994	77,489	15,930	12,344	3,437	12,221	1,453	851	81,234	5,699
4. 2014	154,886	29,270	125,616	75,264	16,376	13,027	4,085	11,560	1,718	986	77,673	5,839
5. 2015	143,133	37,968	105,166	60,889	17,036	10,817	3,747	9,625	1,601	744	58,947	5,302
6. 2016	151,946	29,813	122,133	58,106	11,408	9,760	2,022	10,450	1,728	845	63,158	6,150
7. 2017	161,909	17,436	144,473	56,136	2,938	8,589	514	11,823	1,492	649	71,604	6,191
8. 2018	143,033	1,550	141,483	54,344	0	6,881	0	8,767	0	640	69,991	27,436
9. 2019	146,030	1,313	144,717	47,895	0	6,946	0	11,103	0	442	65,943	48,825
10. 2020	151,830	1,398	150,432	42,464	(18)	3,409	0	16,549	(2)	112	62,441	6,162
11. 2021	156,541	2,247	154,294	21,980	0	1,251	0	16,220	0	38	39,451	6,307
12. Totals	XXX	XXX	XXX	561,389	75,166	83,403	16,391	119,125	9,146	6,423	663,215	XXX

	Losses Unpaid				Defense and Cost Containment Unpaid				Adjusting and Other Unpaid		23 Salvage and Subrogation Anticipated	24 Total Net Losses and Expenses Unpaid	25 Number of Claims Outstanding Direct and Assumed
	Case Basis		Bulk + IBNR		Case Basis		Bulk + IBNR						
	13 Direct and Assumed	14 Ceded	15 Direct and Assumed	16 Ceded	17 Direct and Assumed	18 Ceded	19 Direct and Assumed	20 Ceded	21 Direct and Assumed	22 Ceded			
1. Prior	50,732	5,701	23,076	4,920	850	29	1,187	699	1,714	390	0	65,821	234
2. 2012	10,491	498	6,361	2,654	283	25	569	374	300	70	0	14,381	47
3. 2013	14,964	469	11,858	5,769	431	15	1,298	861	519	158	0	21,797	112
4. 2014	13,844	126	11,509	5,724	521	14	1,439	924	794	236	0	21,082	156
5. 2015	12,758	600	11,485	2,465	502	23	1,207	336	819	173	0	23,175	403
6. 2016	6,904	100	11,100	972	232	7	1,262	259	968	49	0	19,079	369
7. 2017	9,218	0	10,208	0	427	0	1,050	0	743	0	0	21,645	433
8. 2018	10,803	0	13,846	0	586	0	1,880	0	991	0	0	28,107	563
9. 2019	15,330	0	17,551	0	1,196	0	2,163	0	1,777	0	0	38,018	607
10. 2020	27,216	0	28,399	0	2,052	0	2,814	0	3,992	0	0	64,471	811
11. 2021	45,209	0	52,566	0	3,672	0	4,699	0	14,095	0	0	120,240	1,679
12. Totals	217,469	7,494	197,958	22,504	10,751	113	19,568	3,453	26,712	1,075	0	437,818	5,415

	Total Losses and Loss Expenses Incurred			Loss and Loss Expense Percentage (Incurred / Premiums Earned)			Nontabular Discount		34 Inter-Company Pooling Participation Percentage	Net Balance Sheet Reserves After Discount	
	26 Direct and Assumed	27 Ceded	28 Net	29 Direct and Assumed	30 Ceded	31 Net	32 Loss	33 Loss Expense		35 Losses Unpaid	36 Loss Expenses Unpaid
1. Prior	XXX	XXX	XXX	XXX	XXX	XXX	0	0	XXX	63,187	2,634
2. 2012	102,215	18,319	83,896	82.4	99.6	79.5	0	0	32.4	13,699	682
3. 2013	131,123	28,093	103,030	90.6	118.4	85.2	0	0	32.4	20,583	1,213
4. 2014	127,958	29,202	98,756	82.6	99.8	78.6	0	0	32.4	19,503	1,580
5. 2015	108,103	25,981	82,122	75.5	68.4	78.1	0	0	32.4	21,179	1,996
6. 2016	98,781	16,544	82,237	65.0	55.5	67.3	0	0	32.4	16,932	2,147
7. 2017	98,193	4,944	93,249	60.6	28.4	64.5	0	0	32.4	19,425	2,220
8. 2018	98,099	0	98,099	68.6	0.0	69.3	0	0	32.4	24,649	3,458
9. 2019	103,961	0	103,961	71.2	0.0	71.8	0	0	32.4	32,882	5,136
10. 2020	126,893	(20)	126,912	83.6	(1.4)	84.4	0	0	32.4	55,614	8,857
11. 2021	159,691	0	159,691	102.0	0.0	103.5	0	0	32.4	97,775	22,465
12. Totals	XXX	XXX	XXX	XXX	XXX	XXX	0	0	XXX	385,429	52,389

ANNUAL STATEMENT FOR THE YEAR 2021 OF THE MOTORISTS MUTUAL INSURANCE COMPANY
SCHEDULE P - PART 1E - COMMERCIAL MULTIPLE PERIL

(\$000 OMITTED)

Years in Which Premiums Were Earned and Losses Were Incurred	Premiums Earned			Loss and Loss Expense Payments						10 Salvage and Subrogation Received	11 Total Net Paid Cols (4 - 5 + 6 - 7 + 8 - 9)	12 Number of Claims Reported Direct and Assumed
	1 Direct and Assumed	2 Ceded	3 Net (1 - 2)	Loss Payments		Defense and Cost Containment Payments		Adjusting and Other Payments				
				4 Direct and Assumed	5 Ceded	6 Direct and Assumed	7 Ceded	8 Direct and Assumed	9 Ceded			
1. Prior.....	XXX	XXX	XXX	(18)	5	36	2	3	0	25	13	XXX
2. 2012.....	23,037	2,367	20,670	13,230	728	346	0	1,348	10	525	14,184	1,570
3. 2013.....	24,592	2,740	21,853	10,971	141	367	0	1,207	0	350	12,405	1,217
4. 2014.....	26,165	2,921	23,244	13,508	582	282	0	1,270	2	176	14,475	1,275
5. 2015.....	27,644	3,042	24,602	17,632	4,214	313	0	1,161	30	584	14,861	1,013
6. 2016.....	28,809	1,841	26,968	12,367	306	243	0	1,365	1	748	13,668	982
7. 2017.....	29,130	1,332	27,798	14,753	1,065	331	0	2,787	8	665	16,798	1,111
8. 2018.....	29,566	1,157	28,410	14,940	1,335	395	1	2,183	7	456	16,175	1,853
9. 2019.....	34,958	1,696	33,262	21,191	2,115	734	0	1,470	7	536	21,273	2,153
10. 2020.....	49,440	2,464	46,976	19,610	656	634	0	4,948	1	490	24,536	588
11. 2021.....	59,254	3,613	55,641	11,661	12	80	0	5,167	0	102	16,896	1,010
12. Totals	XXX	XXX	XXX	149,845	11,158	3,759	4	22,909	66	4,657	165,285	XXX

	Losses Unpaid				Defense and Cost Containment Unpaid				Adjusting and Other Unpaid		23 Salvage and Subrogation Anticipated	24 Total Net Losses and Expenses Unpaid	25 Number of Claims Outstanding Direct and Assumed
	Case Basis		Bulk + IBNR		Case Basis		Bulk + IBNR		21 Direct and Assumed	22 Ceded			
	13 Direct and Assumed	14 Ceded	15 Direct and Assumed	16 Ceded	17 Direct and Assumed	18 Ceded	19 Direct and Assumed	20 Ceded					
									13	14			
1. Prior.....	510	3	908	0	0	0	12	0	35	0	0	1,463	13
2. 2012.....	5	0	1	0	0	0	0	0	0	0	0	6	0
3. 2013.....	14	0	3	0	0	0	0	0	0	0	0	17	5
4. 2014.....	31	0	8	0	0	0	0	0	13	0	0	51	0
5. 2015.....	1	0	5	0	0	0	1	0	1	0	0	8	0
6. 2016.....	3	0	1	0	0	0	2	0	2	0	0	7	1
7. 2017.....	214	0	50	0	0	0	5	0	6	0	0	275	6
8. 2018.....	381	0	86	0	0	0	14	0	38	0	0	518	11
9. 2019.....	1,695	0	625	0	1	0	72	0	80	0	0	2,473	44
10. 2020.....	4,937	402	4,742	0	3	0	155	0	632	0	0	10,066	114
11. 2021.....	9,501	870	9,761	0	3	0	1,258	0	4,468	0	0	24,121	286
12. Totals	17,292	1,275	16,189	0	6	0	1,519	0	5,273	0	0	39,005	481

	Total Losses and Loss Expenses Incurred			Loss and Loss Expense Percentage (Incurred / Premiums Earned)			Nontabular Discount		34 Inter-Company Pooling Participation Percentage	Net Balance Sheet Reserves After Discount			
	26 Direct and Assumed	27 Ceded	28 Net	29 Direct and Assumed	30 Ceded	31 Net	32 Loss	33 Loss Expense		35 Losses Unpaid	36 Loss Expenses Unpaid		
												26	27
							26	27		28	29	30	31
1. Prior.....	XXX	XXX	XXX	XXX	XXX	XXX	0	0	XXX	1,416	47		
2. 2012.....	14,929	738	14,191	64.8	31.2	68.7	0	0	32.4	6	0		
3. 2013.....	12,562	141	12,422	51.1	5.1	56.8	0	0	32.4	17	0		
4. 2014.....	15,111	585	14,527	57.8	20.0	62.5	0	0	32.4	39	13		
5. 2015.....	19,113	4,244	14,869	69.1	139.5	60.4	0	0	32.4	6	2		
6. 2016.....	13,982	307	13,675	48.5	16.7	50.7	0	0	32.4	3	4		
7. 2017.....	18,146	1,072	17,074	62.3	80.5	61.4	0	0	32.4	264	12		
8. 2018.....	18,036	1,343	16,693	61.0	116.1	58.8	0	0	32.4	467	51		
9. 2019.....	25,868	2,122	23,746	74.0	125.1	71.4	0	0	32.4	2,320	153		
10. 2020.....	35,660	1,059	34,602	72.1	43.0	73.7	0	0	32.4	9,277	790		
11. 2021.....	41,898	882	41,016	70.7	24.4	73.7	0	0	32.4	18,392	5,729		
12. Totals	XXX	XXX	XXX	XXX	XXX	XXX	0	0	XXX	32,206	6,799		

Schedule P - Part 1F - Section 1 - Medical Professional Liability - Occurrence

N O N E

Schedule P - Part 1F - Section 2 - Medical Professional Liability - Claims-Made

N O N E

ANNUAL STATEMENT FOR THE YEAR 2021 OF THE MOTORISTS MUTUAL INSURANCE COMPANY
SCHEDULE P - PART 1G - SPECIAL LIABILITY (OCEAN MARINE, AIRCRAFT (ALL PERILS),
BOILER AND MACHINERY)

(\$000 OMITTED)

Years in Which Premiums Were Earned and Losses Were Incurred	Premiums Earned			Loss and Loss Expense Payments						10 Salvage and Subrogation Received	11 Total Net Paid Cols (4 - 5 + 6 - 7 + 8 - 9)	12 Number of Claims Reported Direct and Assumed
	1	2	3	Loss Payments		Defense and Cost Containment Payments		Adjusting and Other Payments				
	Direct and Assumed	Ceded	Net (1 - 2)	4 Direct and Assumed	5 Ceded	6 Direct and Assumed	7 Ceded	8 Direct and Assumed	9 Ceded			
1. Prior	XXX	XXX	XXX	0	0	0	0	0	0	0	0	XXX
2. 2012	1,209	761	447	417	370	6	0	19	0	0	0	72
3. 2013	1,304	867	437	353	281	5	0	19	0	0	0	97
4. 2014	1,396	956	440	408	352	6	0	17	0	0	0	79
5. 2015	1,472	1,050	422	431	357	6	0	20	1	0	0	98
6. 2016	1,607	1,160	447	521	450	9	0	22	1	0	0	102
7. 2017	1,704	1,256	448	561	507	18	0	143	3	0	0	213
8. 2018	1,749	1,318	431	447	406	6	0	117	2	0	0	162
9. 2019	1,708	1,352	356	388	361	10	0	54	1	31	0	90
10. 2020	1,808	1,494	314	425	381	0	0	149	0	0	0	193
11. 2021	1,828	1,649	178	398	367	0	0	153	0	0	0	183
12. Totals	XXX	XXX	XXX	4,348	3,833	66	0	715	7	31	1,289	XXX

	Losses Unpaid				Defense and Cost Containment Unpaid				Adjusting and Other Unpaid		23 Salvage and Subrogation Anticipated	24 Total Net Losses and Expenses Unpaid	25 Number of Claims Outstanding Direct and Assumed
	Case Basis		Bulk + IBNR		Case Basis		Bulk + IBNR		21 Direct and Assumed	22 Ceded			
	13 Direct and Assumed	14 Ceded	15 Direct and Assumed	16 Ceded	17 Direct and Assumed	18 Ceded	19 Direct and Assumed	20 Ceded					
1. Prior	0	0	0	0	0	0	0	0	0	0	0	0	0
2. 2012	0	0	0	0	0	0	0	0	0	0	0	0	0
3. 2013	0	0	0	0	0	0	0	0	0	0	0	0	0
4. 2014	0	0	0	0	0	0	0	0	0	0	0	0	0
5. 2015	0	0	0	0	0	0	0	0	0	0	0	0	0
6. 2016	0	0	0	0	0	0	0	0	0	0	0	0	0
7. 2017	0	0	0	0	0	0	0	0	0	0	0	0	0
8. 2018	0	0	0	0	0	0	0	0	0	0	0	0	0
9. 2019	0	0	0	0	0	0	0	0	0	0	0	0	0
10. 2020	0	0	0	0	0	0	0	0	0	0	0	0	0
11. 2021	85	0	1	0	0	0	0	0	1	0	0	87	6
12. Totals	86	0	1	0	0	0	0	0	1	0	0	87	7

	Total Losses and Loss Expenses Incurred			Loss and Loss Expense Percentage (Incurred / Premiums Earned)			Nontabular Discount		34 Inter-Company Pooling Participation Percentage	Net Balance Sheet Reserves After Discount	
	26	27	28	29	30	31	32	33		35	36
	Direct and Assumed	Ceded	Net	Direct and Assumed	Ceded	Net	Loss	Loss Expense		Losses Unpaid	Loss Expenses Unpaid
1. Prior	XXX	XXX	XXX	XXX	XXX	XXX	0	0	XXX	0	0
2. 2012	442	370	72	36.6	48.6	16.1	0	0	32.4	0	0
3. 2013	377	281	97	28.9	32.4	22.1	0	0	32.4	0	0
4. 2014	431	352	79	30.9	36.8	18.0	0	0	32.4	0	0
5. 2015	457	359	98	31.0	34.2	23.3	0	0	32.4	0	0
6. 2016	552	450	102	34.4	38.8	22.8	0	0	32.4	0	0
7. 2017	723	510	213	42.4	40.6	47.4	0	0	32.4	0	0
8. 2018	571	408	162	32.6	31.0	37.7	0	0	32.4	0	0
9. 2019	452	362	90	26.5	26.8	25.4	0	0	32.4	0	0
10. 2020	574	381	193	31.8	25.5	61.5	0	0	32.4	0	0
11. 2021	637	367	270	34.9	22.3	151.5	0	0	32.4	87	1
12. Totals	XXX	XXX	XXX	XXX	XXX	XXX	0	0	XXX	87	1

ANNUAL STATEMENT FOR THE YEAR 2021 OF THE MOTORISTS MUTUAL INSURANCE COMPANY
SCHEDULE P - PART 1H - SECTION 1 - OTHER LIABILITY - OCCURRENCE
(\$000 OMITTED)

Years in Which Premiums Were Earned and Losses Were Incurred	Premiums Earned			Loss and Loss Expense Payments						10 Salvage and Subrogation Received	11 Total Net Paid Cols (4 - 5 + 6 - 7 + 8 - 9)	12 Number of Claims Reported Direct and Assumed
	1 Direct and Assumed	2 Ceded	3 Net (1 - 2)	Loss Payments		Defense and Cost Containment Payments		Adjusting and Other Payments				
				4 Direct and Assumed	5 Ceded	6 Direct and Assumed	7 Ceded	8 Direct and Assumed	9 Ceded			
1. Prior	XXX	XXX	XXX	236	0	160	0	6	0	0	401	XXX
2. 2012	20,724	747	19,977	7,501	48	2,250	0	956	0	54	10,658	751
3. 2013	22,355	954	21,401	9,228	320	2,018	1	1,148	0	42	12,074	782
4. 2014	24,237	1,113	23,124	7,505	59	2,406	6	1,258	0	78	11,105	831
5. 2015	26,793	1,410	25,383	12,046	1,751	3,130	76	1,663	2	60	15,009	931
6. 2016	30,653	2,871	27,782	11,842	835	3,142	191	2,114	0	67	16,071	999
7. 2017	33,310	2,924	30,386	12,147	1,635	2,790	8	2,207	3	73	15,498	1,083
8. 2018	33,208	2,571	30,637	12,906	1,682	1,867	3	1,911	0	75	15,000	9,254
9. 2019	29,376	2,681	26,695	7,724	1,664	1,097	5	1,165	0	57	8,317	8,431
10. 2020	18,754	1,828	16,926	(555)	30	144	0	1,750	0	8	1,308	147
11. 2021	15,981	1,106	14,875	133	26	4	0	1,313	0	1	1,424	28
12. Totals	XXX	XXX	XXX	80,712	8,049	19,006	289	15,491	5	516	106,866	XXX

	Losses Unpaid				Defense and Cost Containment Unpaid				Adjusting and Other Unpaid		23 Salvage and Subrogation Anticipated	24 Total Net Losses and Expenses Unpaid	25 Number of Claims Outstanding Direct and Assumed
	Case Basis		Bulk + IBNR		Case Basis		Bulk + IBNR						
	13 Direct and Assumed	14 Ceded	15 Direct and Assumed	16 Ceded	17 Direct and Assumed	18 Ceded	19 Direct and Assumed	20 Ceded	21 Direct and Assumed	22 Ceded			
1. Prior	937	0	1,348	0	75	0	283	0	379	0	0	3,021	52
2. 2012	168	0	36	0	0	0	25	0	34	0	0	263	2
3. 2013	204	0	76	0	0	0	45	0	26	0	0	351	1
4. 2014	205	0	79	0	0	0	70	0	17	0	0	370	7
5. 2015	618	0	314	0	0	0	157	0	84	0	0	1,173	14
6. 2016	1,627	14	589	0	0	0	345	0	183	0	0	2,731	21
7. 2017	2,320	0	1,196	0	0	0	652	0	295	0	0	4,463	52
8. 2018	4,746	523	1,609	0	0	0	1,015	0	690	0	0	7,536	62
9. 2019	3,487	33	3,384	0	10	0	1,568	0	983	0	0	9,399	62
10. 2020	3,549	970	4,380	0	10	0	2,045	0	1,063	0	0	10,078	16
11. 2021	2,930	658	5,455	0	8	0	2,559	0	1,316	0	0	11,609	11
12. Totals	20,792	2,198	18,465	0	103	0	8,763	0	5,069	0	0	50,995	302

	Total Losses and Loss Expenses Incurred			Loss and Loss Expense Percentage (Incurred / Premiums Earned)			Nontabular Discount		34 Inter-Company Pooling Participation Percentage	Net Balance Sheet Reserves After Discount	
	26 Direct and Assumed	27 Ceded	28 Net	29 Direct and Assumed	30 Ceded	31 Net	32 Loss	33 Loss Expense		35 Losses Unpaid	36 Loss Expenses Unpaid
	1. Prior	XXX	XXX	XXX	XXX	XXX	XXX	0		0	XXX
2. 2012	10,970	48	10,922	52.9	6.4	54.7	0	0	32.4	205	59
3. 2013	12,746	321	12,424	57.0	33.7	58.1	0	0	32.4	280	71
4. 2014	11,540	64	11,475	47.6	5.8	49.6	0	0	32.4	284	87
5. 2015	18,011	1,829	16,182	67.2	129.8	63.8	0	0	32.4	932	241
6. 2016	19,842	1,040	18,802	64.7	36.2	67.7	0	0	32.4	2,203	528
7. 2017	21,607	1,646	19,961	64.9	56.3	65.7	0	0	32.4	3,516	947
8. 2018	24,744	2,207	22,536	74.5	85.9	73.6	0	0	32.4	5,831	1,705
9. 2019	19,418	1,701	17,716	66.1	63.5	66.4	0	0	32.4	6,838	2,561
10. 2020	12,386	1,000	11,386	66.0	54.7	67.3	0	0	32.4	6,959	3,119
11. 2021	13,718	684	13,034	85.8	61.8	87.6	0	0	32.4	7,726	3,883
12. Totals	XXX	XXX	XXX	XXX	XXX	XXX	0	0	XXX	37,059	13,936

ANNUAL STATEMENT FOR THE YEAR 2021 OF THE MOTORISTS MUTUAL INSURANCE COMPANY
SCHEDULE P - PART 1H - SECTION 2 - OTHER LIABILITY - CLAIMS-MADE
(\$000 OMITTED)

Years in Which Premiums Were Earned and Losses Were Incurred	Premiums Earned			Loss and Loss Expense Payments						10 Salvage and Subrogation Received	11 Total Net Paid Cols (4 - 5 + 6 - 7 + 8 - 9)	12 Number of Claims Reported Direct and Assumed
	1 Direct and Assumed	2 Ceded	3 Net (1 - 2)	Loss Payments		Defense and Cost Containment Payments		Adjusting and Other Payments				
				4 Direct and Assumed	5 Ceded	6 Direct and Assumed	7 Ceded	8 Direct and Assumed	9 Ceded			
1. Prior	XXX	XXX	XXX	0	0	0	0	0	0	0	0	XXX
2. 2012	158	0	158	72	0	18	0	0	0	0	0	91
3. 2013	220	0	220	100	0	29	0	0	0	0	0	129
4. 2014	199	0	199	83	0	28	0	0	0	0	0	111
5. 2015	157	0	157	30	0	10	0	0	0	0	0	40
6. 2016	83	0	83	18	0	4	0	0	0	0	0	21
7. 2017	6	0	6	0	0	0	0	2	0	0	0	2
8. 2018	59	0	59	48	0	0	0	1	0	0	0	49
9. 2019	339	43	296	24	1	6	0	0	0	3	30	125
10. 2020	1,216	550	665	115	0	38	0	107	0	0	260	11
11. 2021	1,587	992	595	31	0	9	0	133	0	0	173	9
12. Totals	XXX	XXX	XXX	522	1	141	0	242	0	3	905	XXX

	Losses Unpaid				Defense and Cost Containment Unpaid				Adjusting and Other Unpaid		23 Salvage and Subrogation Anticipated	24 Total Net Losses and Expenses Unpaid	25 Number of Claims Outstanding Direct and Assumed
	Case Basis		Bulk + IBNR		Case Basis		Bulk + IBNR		21 Direct and Assumed	22 Ceded			
	13 Direct and Assumed	14 Ceded	15 Direct and Assumed	16 Ceded	17 Direct and Assumed	18 Ceded	19 Direct and Assumed	20 Ceded					
1. Prior	0	0	0	0	0	0	0	0	0	0	0	0	0
2. 2012	0	0	0	0	0	0	0	0	0	0	0	0	0
3. 2013	0	0	0	0	0	0	0	0	0	0	0	0	0
4. 2014	0	0	0	0	0	0	0	0	0	0	0	0	0
5. 2015	0	0	0	0	0	0	0	0	0	0	0	0	0
6. 2016	0	0	0	0	0	0	0	0	0	0	0	0	0
7. 2017	0	0	0	0	0	0	0	0	0	0	0	0	0
8. 2018	0	0	29	0	0	0	0	0	0	0	0	29	0
9. 2019	4	0	33	0	0	0	10	0	19	0	0	65	0
10. 2020	95	0	355	0	0	0	61	0	58	0	0	569	7
11. 2021	148	0	611	0	0	0	225	0	131	0	0	1,115	7
12. Totals	247	0	1,028	0	0	0	296	0	208	0	0	1,778	15

	Total Losses and Loss Expenses Incurred			Loss and Loss Expense Percentage (Incurred / Premiums Earned)			Nontabular Discount		34 Inter-Company Pooling Participation Percentage	Net Balance Sheet Reserves After Discount	
	26 Direct and Assumed	27 Ceded	28 Net	29 Direct and Assumed	30 Ceded	31 Net	32 Loss	33 Loss Expense		35 Losses Unpaid	36 Loss Expenses Unpaid
2. 2012	91	0	91	57.3	0.0	57.3	0	0	32.4	0	0
3. 2013	129	0	129	58.6	0.0	58.6	0	0	32.4	0	0
4. 2014	111	0	111	55.9	0.0	55.9	0	0	32.4	0	0
5. 2015	40	0	40	25.4	0.0	25.4	0	0	32.4	0	0
6. 2016	21	0	21	25.9	0.0	25.9	0	0	32.4	0	0
7. 2017	2	0	2	35.3	0.0	35.3	0	0	32.4	0	0
8. 2018	78	0	78	132.6	0.0	132.6	0	0	32.4	29	0
9. 2019	96	1	95	28.3	1.5	32.2	0	0	32.4	36	29
10. 2020	828	0	828	68.1	0.0	124.5	0	0	32.4	449	119
11. 2021	1,288	0	1,288	81.2	0.0	216.5	0	0	32.4	759	356
12. Totals	XXX	XXX	XXX	XXX	XXX	XXX	0	0	XXX	1,274	504

ANNUAL STATEMENT FOR THE YEAR 2021 OF THE MOTORISTS MUTUAL INSURANCE COMPANY
SCHEDULE P - PART 11 - SPECIAL PROPERTY (FIRE, ALLIED LINES, INLAND MARINE,
EARTHQUAKE, BURGLARY AND THEFT)
(\$000 OMITTED)

Years in Which Premiums Were Earned and Losses Were Incurred	Premiums Earned			Loss and Loss Expense Payments						12 Number of Claims Reported Direct and Assumed		
	1 Direct and Assumed	2 Ceded	3 Net (1 - 2)	Loss Payments		Defense and Cost Containment Payments		Adjusting and Other Payments			10 Salvage and Subrogation Received	11 Total Net Paid Cols (4 - 5 + 6 - 7 + 8 - 9)
				4 Direct and Assumed	5 Ceded	6 Direct and Assumed	7 Ceded	8 Direct and Assumed	9 Ceded			
1. Prior	XXX	XXX	XXX	(104)	8	5	(1)	8	0	143	(97)	XXX
2. 2020	10,642	307	10,335	4,370	51	4	0	962	0	101	5,284	XXX
3. 2021	9,574	266	9,308	3,069	0	0	0	868	0	116	3,937	XXX
4. Totals	XXX	XXX	XXX	7,335	59	9	(1)	1,838	0	361	9,124	XXX

	Losses Unpaid				Defense and Cost Containment Unpaid				Adjusting and Other Unpaid		23 Salvage and Subrogation Anticipated	24 Total Net Losses and Expenses Unpaid	25 Number of Claims Outstanding Direct and Assumed
	Case Basis		Bulk + IBNR		Case Basis		Bulk + IBNR		Adjusting and Other Unpaid				
	13 Direct and Assumed	14 Ceded	15 Direct and Assumed	16 Ceded	17 Direct and Assumed	18 Ceded	19 Direct and Assumed	20 Ceded	21 Direct and Assumed	22 Ceded			
1. Prior	79	17	1	0	0	0	4	0	5	0	0	71	10
2. 2020	153	2	11	0	0	0	5	0	11	0	0	177	7
3. 2021	841	0	215	0	0	0	15	0	191	0	0	1,263	38
4. Totals	1,073	19	226	0	0	0	23	0	207	0	0	1,511	55

	Total Losses and Loss Expenses Incurred			Loss and Loss Expense Percentage (Incurred /Premiums Earned)			Nontabular Discount		34 Inter-Company Pooling Participation Percentage	Net Balance Sheet Reserves After Discount	
	26 Direct and Assumed	27 Ceded	28 Net	29 Direct and Assumed	30 Ceded	31 Net	32 Loss	33 Loss Expense		35 Losses Unpaid	36 Loss Expenses Unpaid
1. Prior	XXX	XXX	XXX	XXX	XXX	XXX	0	0	XXX	63	8
2. 2020	5,514	53	5,461	51.8	17.3	52.8	0	0	32.4	161	16
3. 2021	5,200	0	5,200	54.3	0.0	55.9	0	0	32.4	1,057	206
4. Totals	XXX	XXX	XXX	XXX	XXX	XXX	0	0	XXX	1,280	231

ANNUAL STATEMENT FOR THE YEAR 2021 OF THE MOTORISTS MUTUAL INSURANCE COMPANY
SCHEDULE P - PART 1J - AUTO PHYSICAL DAMAGE
(\$000 OMITTED)

Years in Which Premiums Were Earned and Losses Were Incurred	Premiums Earned			Loss and Loss Expense Payments						12 Number of Claims Reported Direct and Assumed		
	1 Direct and Assumed	2 Ceded	3 Net (1 - 2)	Loss Payments		Defense and Cost Containment Payments		Adjusting and Other Payments			10 Salvage and Subrogation Received	11 Total Net Paid Cols (4 - 5 + 6 - 7 + 8 - 9)
				4 Direct and Assumed	5 Ceded	6 Direct and Assumed	7 Ceded	8 Direct and Assumed	9 Ceded			
1. Prior	XXX	XXX	XXX	(215)	5	52	0	8	0	327	(160)	XXX
2. 2020	32,259	1,369	30,891	17,136	689	18	0	3,584	0	2,859	20,048	6,680
3. 2021	28,877	849	28,028	15,509	0	6	0	2,983	0	1,891	18,498	4,931
4. Totals	XXX	XXX	XXX	32,429	694	75	0	6,575	0	5,077	38,386	XXX

	Losses Unpaid				Defense and Cost Containment Unpaid				Adjusting and Other Unpaid		23 Salvage and Subrogation Anticipated	24 Total Net Losses and Expenses Unpaid	25 Number of Claims Outstanding Direct and Assumed
	Case Basis		Bulk + IBNR		Case Basis		Bulk + IBNR		Adjusting and Other Unpaid				
	13 Direct and Assumed	14 Ceded	15 Direct and Assumed	16 Ceded	17 Direct and Assumed	18 Ceded	19 Direct and Assumed	20 Ceded	21 Direct and Assumed	22 Ceded			
1. Prior	38	3	3	0	6	0	6	0	9	0	0	58	59
2. 2020	53	3	3	0	0	0	5	0	8	0	0	66	73
3. 2021	1,335	11	107	0	0	0	16	0	238	0	0	1,684	581
4. Totals	1,427	17	112	0	6	0	26	0	255	0	0	1,809	713

	Total Losses and Loss Expenses Incurred			Loss and Loss Expense Percentage (Incurred / Premiums Earned)			Nontabular Discount		34 Inter-Company Pooling Participation Percentage	Net Balance Sheet Reserves After Discount	
	26 Direct and Assumed	27 Ceded	28 Net	29 Direct and Assumed	30 Ceded	31 Net	32 Loss	33 Loss Expense		35 Losses Unpaid	36 Loss Expenses Unpaid
	1. Prior	XXX	XXX	XXX	XXX	XXX	XXX	0		0	XXX
2. 2020	20,807	693	20,115	64.5	50.6	65.1	0	0	32.4	53	13
3. 2021	20,193	11	20,182	69.9	1.3	72.0	0	0	32.4	1,431	254
4. Totals	XXX	XXX	XXX	XXX	XXX	XXX	0	0	XXX	1,522	287

ANNUAL STATEMENT FOR THE YEAR 2021 OF THE MOTORISTS MUTUAL INSURANCE COMPANY
SCHEDULE P - PART 1K - FIDELITY/SURETY
(\$000 OMITTED)

Years in Which Premiums Were Earned and Losses Were Incurred	Premiums Earned			Loss and Loss Expense Payments						10 Salvage and Subrogation Received	11 Total Net Paid Cols (4 - 5 + 6 - 7 + 8 - 9)	12 Number of Claims Reported Direct and Assumed	
	1 Direct and Assumed	2 Ceded	3 Net (1 - 2)	Loss Payments		Defense and Cost Containment Payments		Adjusting and Other Payments					
				4 Direct and Assumed	5 Ceded	6 Direct and Assumed	7 Ceded	8 Direct and Assumed	9 Ceded				
1. Prior.....	XXX	XXX	XXX	(3)	0	0	0	0	0	0	3	(3)	XXX
2. 2020.....	79	0	79	97	0	0	0	0	6	0	0	102	XXX
3. 2021.....	0	0	0	0	0	0	0	0	0	0	0	0	XXX
4. Totals	XXX	XXX	XXX	94	0	0	0	0	6	0	3	100	XXX

	Losses Unpaid				Defense and Cost Containment Unpaid				Adjusting and Other Unpaid		23 Salvage and Subrogation Anticipated	24 Total Net Losses and Expenses Unpaid	25 Number of Claims Outstanding Direct and Assumed
	Case Basis		Bulk + IBNR		Case Basis		Bulk + IBNR		Adjusting and Other Unpaid				
	13 Direct and Assumed	14 Ceded	15 Direct and Assumed	16 Ceded	17 Direct and Assumed	18 Ceded	19 Direct and Assumed	20 Ceded	21 Direct and Assumed	22 Ceded			
1. Prior.....	16	0	0	0	0	0	0	0	0	0	0	16	0
2. 2020.....	0	0	0	0	0	0	0	0	0	0	0	0	0
3. 2021.....	0	0	0	0	0	0	0	0	0	0	0	0	0
4. Totals	16	0	0	0	0	0	0	0	0	0	0	16	0

	Total Losses and Loss Expenses Incurred			Loss and Loss Expense Percentage (Incurred /Premiums Earned)			Nontabular Discount		34 Inter-Company Pooling Participation Percentage	Net Balance Sheet Reserves After Discount	
	26 Direct and Assumed	27 Ceded	28 Net	29 Direct and Assumed	30 Ceded	31 Net	32 Loss	33 Loss Expense		35 Losses Unpaid	36 Loss Expenses Unpaid
	1. Prior.....	XXX	XXX	XXX	XXX	XXX	XXX	0		0	XXX
2. 2020.....	102	0	102	130.0	0.0	130.0	0	0	32.4	0	0
3. 2021.....	0	0	0	0.0	0.0	0.0	0	0	32.4	0	0
4. Totals	XXX	XXX	XXX	XXX	XXX	XXX	0	0	XXX	16	0

Schedule P - Part 1L - Other (Including Credit, Accident and Health)

N O N E

Schedule P - Part 1M - International

N O N E

ANNUAL STATEMENT FOR THE YEAR 2021 OF THE MOTORISTS MUTUAL INSURANCE COMPANY
SCHEDULE P - PART 1N - REINSURANCE - NONPROPORTIONAL ASSUMED PROPERTY
(\$000 OMITTED)

Years in Which Premiums Were Earned and Losses Were Incurred	Premiums Earned			Loss and Loss Expense Payments						10 Salvage and Subrogation Received	11 Total Net Paid Cols (4 - 5 + 6 - 7 + 8 - 9)	12 Number of Claims Reported Direct and Assumed
	1 Direct and Assumed	2 Ceded	3 Net (1 - 2)	Loss Payments		Defense and Cost Containment Payments		Adjusting and Other Payments				
				4 Direct and Assumed	5 Ceded	6 Direct and Assumed	7 Ceded	8 Direct and Assumed	9 Ceded			
1. Prior	XXX	XXX	XXX	30	0	0	0	5	0	0	35	XXX
2. 2012	3,100	0	3,100	1,802	0	87	0	0	0	0	1,889	XXX
3. 2013	2,494	0	2,494	1,189	0	75	0	0	0	0	1,265	XXX
4. 2014	2,117	0	2,117	1,018	0	57	0	0	0	0	1,074	XXX
5. 2015	1,905	0	1,905	767	0	50	0	0	0	0	817	XXX
6. 2016	1,848	0	1,848	1,245	0	65	0	1	0	0	1,312	XXX
7. 2017	1,527	0	1,527	1,094	0	55	0	1	0	0	1,150	XXX
8. 2018	1,462	0	1,462	1,914	0	53	0	6	0	0	1,973	XXX
9. 2019	1,941	0	1,941	1,442	0	10	0	17	0	0	1,469	XXX
10. 2020	2,190	0	2,190	2,062	0	0	0	33	0	0	2,096	XXX
11. 2021	2,588	0	2,588	558	0	0	0	13	0	0	571	XXX
12. Totals	XXX	XXX	XXX	13,121	0	451	0	77	0	0	13,649	XXX

	Losses Unpaid				Defense and Cost Containment Unpaid				Adjusting and Other Unpaid		23 Salvage and Subrogation Anticipated	24 Total Net Losses and Expenses Unpaid	25 Number of Claims Outstanding Direct and Assumed
	Case Basis		Bulk + IBNR		Case Basis		Bulk + IBNR		21 Direct and Assumed	22 Ceded			
	13 Direct and Assumed	14 Ceded	15 Direct and Assumed	16 Ceded	17 Direct and Assumed	18 Ceded	19 Direct and Assumed	20 Ceded					
1. Prior	20	38	178	341	2	0	0	0	0	0	0	(179)	XXX
2. 2012	4	0	0	0	2	0	0	0	0	0	0	6	XXX
3. 2013	9	0	0	0	1	0	0	0	0	0	0	10	XXX
4. 2014	7	0	0	0	0	0	0	0	0	0	0	7	XXX
5. 2015	29	0	0	0	4	0	0	0	0	0	0	32	XXX
6. 2016	10	0	0	0	4	0	0	0	0	0	0	14	XXX
7. 2017	66	0	0	0	6	0	0	0	0	0	0	72	XXX
8. 2018	126	0	2	0	5	0	0	0	0	0	0	133	XXX
9. 2019	265	0	5	0	9	0	0	0	0	0	0	279	XXX
10. 2020	408	0	20	0	19	0	0	0	0	0	0	446	XXX
11. 2021	963	0	518	0	16	0	0	0	0	0	0	1,498	XXX
12. Totals	1,908	38	723	341	68	0	0	0	0	0	0	2,319	XXX

	Total Losses and Loss Expenses Incurred			Loss and Loss Expense Percentage (Incurred / Premiums Earned)			Nontabular Discount		34 Inter-Company Pooling Participation Percentage	Net Balance Sheet Reserves After Discount	
	26 Direct and Assumed	27 Ceded	28 Net	29 Direct and Assumed	30 Ceded	31 Net	32 Loss	33 Loss Expense		35 Losses Unpaid	36 Loss Expenses Unpaid
1. Prior	XXX	XXX	XXX	XXX	XXX	XXX	0	0	XXX	(181)	2
2. 2012	1,895	0	1,895	61.1	0.0	61.1	0	0	32.4	4	2
3. 2013	1,275	0	1,275	51.1	0.0	51.1	0	0	32.4	9	1
4. 2014	1,082	0	1,082	51.1	0.0	51.1	0	0	32.4	7	0
5. 2015	850	0	850	44.6	0.0	44.6	0	0	32.4	29	4
6. 2016	1,325	0	1,325	71.7	0.0	71.7	0	0	32.4	10	4
7. 2017	1,222	0	1,222	80.0	0.0	80.0	0	0	32.4	66	6
8. 2018	2,106	0	2,106	144.1	0.0	144.1	0	0	32.4	128	5
9. 2019	1,749	0	1,749	90.1	0.0	90.1	0	0	32.4	270	9
10. 2020	2,542	0	2,542	116.1	0.0	116.1	0	0	32.4	428	19
11. 2021	2,069	0	2,069	79.9	0.0	79.9	0	0	32.4	1,482	16
12. Totals	XXX	XXX	XXX	XXX	XXX	XXX	0	0	XXX	2,251	68

ANNUAL STATEMENT FOR THE YEAR 2021 OF THE MOTORISTS MUTUAL INSURANCE COMPANY
SCHEDULE P - PART 10 - REINSURANCE - NONPROPORTIONAL ASSUMED LIABILITY
(\$000 OMITTED)

Years in Which Premiums Were Earned and Losses Were Incurred	Premiums Earned			Loss and Loss Expense Payments						10 Salvage and Subrogation Received	11 Total Net Paid Cols (4 - 5 + 6 - 7 + 8 - 9)	12 Number of Claims Reported Direct and Assumed
	1 Direct and Assumed	2 Ceded	3 Net (1 - 2)	Loss Payments		Defense and Cost Containment Payments		Adjusting and Other Payments				
				4 Direct and Assumed	5 Ceded	6 Direct and Assumed	7 Ceded	8 Direct and Assumed	9 Ceded			
1. Prior	XXX	XXX	XXX	129	0	0	0	5	0	0	134	XXX
2. 2012	1,407	0	1,407	608	0	79	0	2	0	0	689	XXX
3. 2013	988	0	988	639	0	68	0	0	0	0	707	XXX
4. 2014	661	0	661	303	0	42	0	0	0	0	344	XXX
5. 2015	482	0	482	158	0	28	0	0	0	0	186	XXX
6. 2016	611	0	611	515	0	43	0	6	0	0	564	XXX
7. 2017	856	0	856	475	0	41	0	56	0	0	572	XXX
8. 2018	1,195	0	1,195	607	0	12	0	15	0	0	634	XXX
9. 2019	2,311	0	2,311	430	0	3	0	65	0	0	497	XXX
10. 2020	2,994	0	2,994	343	0	0	0	15	0	0	358	XXX
11. 2021	3,795	0	3,795	68	0	0	0	2	0	0	70	XXX
12. Totals	XXX	XXX	XXX	4,275	0	315	0	166	0	0	4,756	XXX

	Losses Unpaid				Defense and Cost Containment Unpaid				Adjusting and Other Unpaid		23 Salvage and Subrogation Anticipated	24 Total Net Losses and Expenses Unpaid	25 Number of Claims Outstanding Direct and Assumed
	Case Basis		Bulk + IBNR		Case Basis		Bulk + IBNR						
	13 Direct and Assumed	14 Ceded	15 Direct and Assumed	16 Ceded	17 Direct and Assumed	18 Ceded	19 Direct and Assumed	20 Ceded	21 Direct and Assumed	22 Ceded			
1. Prior	695	0	1,619	0	38	0	0	0	0	0	0	2,351	XXX
2. 2012	27	0	172	0	7	0	0	0	0	0	0	206	XXX
3. 2013	16	0	171	0	4	0	0	0	0	0	0	191	XXX
4. 2014	22	0	169	0	1	0	0	0	0	0	0	192	XXX
5. 2015	31	0	108	0	12	0	0	0	0	0	0	151	XXX
6. 2016	192	0	156	0	16	0	0	0	0	0	0	364	XXX
7. 2017	276	0	192	0	35	0	0	0	0	0	0	503	XXX
8. 2018	201	0	303	0	30	0	0	0	0	0	0	533	XXX
9. 2019	630	0	415	0	64	0	0	0	0	0	0	1,109	XXX
10. 2020	756	0	878	0	35	0	0	0	0	0	0	1,669	XXX
11. 2021	982	0	1,976	0	32	0	0	0	0	0	0	2,990	XXX
12. Totals	3,828	0	6,159	0	273	0	0	0	0	0	0	10,260	XXX

	Total Losses and Loss Expenses Incurred			Loss and Loss Expense Percentage (Incurred / Premiums Earned)			Nontabular Discount		34 Inter-Company Pooling Participation Percentage	Net Balance Sheet Reserves After Discount	
	26 Direct and Assumed	27 Ceded	28 Net	29 Direct and Assumed	30 Ceded	31 Net	32 Loss	33 Loss Expense		35 Losses Unpaid	36 Loss Expenses Unpaid
1. Prior	XXX	XXX	XXX	XXX	XXX	XXX	0	0	XXX	2,314	38
2. 2012	895	0	895	63.6	0.0	63.6	0	0	32.4	199	7
3. 2013	898	0	898	90.9	0.0	90.9	0	0	32.4	187	4
4. 2014	536	0	536	81.1	0.0	81.1	0	0	32.4	191	1
5. 2015	337	0	337	69.8	0.0	69.8	0	0	32.4	139	12
6. 2016	928	0	928	151.9	0.0	151.9	0	0	32.4	348	16
7. 2017	1,075	0	1,075	125.5	0.0	125.5	0	0	32.4	469	35
8. 2018	1,167	0	1,167	97.7	0.0	97.7	0	0	32.4	503	30
9. 2019	1,606	0	1,606	69.5	0.0	69.5	0	0	32.4	1,045	64
10. 2020	2,028	0	2,028	67.7	0.0	67.7	0	0	32.4	1,634	35
11. 2021	3,060	0	3,060	80.6	0.0	80.6	0	0	32.4	2,958	32
12. Totals	XXX	XXX	XXX	XXX	XXX	XXX	0	0	XXX	9,987	273

ANNUAL STATEMENT FOR THE YEAR 2021 OF THE MOTORISTS MUTUAL INSURANCE COMPANY
SCHEDULE P - PART 1P - REINSURANCE - NONPROPORTIONAL ASSUMED FINANCIAL LINES
(\$000 OMITTED)

Years in Which Premiums Were Earned and Losses Were Incurred	Premiums Earned			Loss and Loss Expense Payments						10 Salvage and Subrogation Received	11 Total Net Paid Cols (4 - 5 + 6 - 7 + 8 - 9)	12 Number of Claims Reported Direct and Assumed
	1 Direct and Assumed	2 Ceded	3 Net (1 - 2)	Loss Payments		Defense and Cost Containment Payments		Adjusting and Other Payments				
				4 Direct and Assumed	5 Ceded	6 Direct and Assumed	7 Ceded	8 Direct and Assumed	9 Ceded			
1. Prior.....	XXX	XXX	XXX									XXX
2. 2012.....												XXX
3. 2013.....												XXX
4. 2014.....												XXX
5. 2015.....												XXX
6. 2016.....												XXX
7. 2017.....												XXX
8. 2018.....												XXX
9. 2019.....												XXX
10. 2020.....												XXX
11. 2021.....												XXX
12. Totals	XXX	XXX	XXX									XXX

NONE

	Losses Unpaid				Defense and Cost Containment Unpaid				Adjusting and Other Unpaid		23 Salvage and Subrogation Anticipated	24 Total Net Losses and Expenses Unpaid	25 Number of Claims Outstanding Direct and Assumed
	Case Basis		Bulk + IBNR		Case Basis		Bulk + IBNR		Adjusting and Other Unpaid				
	13 Direct and Assumed	14 Ceded	15 Direct and Assumed	16 Ceded	17 Direct and Assumed	18 Ceded	19 Direct and Assumed	20 Ceded	21 Direct and Assumed	22 Ceded			
1. Prior.....													XXX
2. 2012.....													XXX
3. 2013.....													XXX
4. 2014.....													XXX
5. 2015.....													XXX
6. 2016.....													XXX
7. 2017.....													XXX
8. 2018.....													XXX
9. 2019.....													XXX
10. 2020.....													XXX
11. 2021.....													XXX
12. Totals													XXX

NONE

	Total Losses and Loss Expenses Incurred			Loss and Loss Expense Percentage (Incurred / Premiums Earned)			Nontabular Discount		34 Inter-Company Pooling Participation Percentage	Net Balance Sheet Reserves After Discount	
	26 Direct and Assumed	27 Ceded	28 Net	29 Direct and Assumed	30 Ceded	31 Net	32 Loss	33 Loss Expense		35 Losses Unpaid	36 Loss Expenses Unpaid
	1. Prior.....	XXX	XXX	XXX	XXX	XXX	XXX				XXX
2. 2012.....											
3. 2013.....											
4. 2014.....											
5. 2015.....											
6. 2016.....											
7. 2017.....											
8. 2018.....											
9. 2019.....											
10. 2020.....											
11. 2021.....											
12. Totals	XXX	XXX	XXX	XXX	XXX	XXX			XXX		

NONE

ANNUAL STATEMENT FOR THE YEAR 2021 OF THE MOTORISTS MUTUAL INSURANCE COMPANY
SCHEDULE P - PART 1R - SECTION 1 - PRODUCTS LIABILITY - OCCURRENCE
(\$000 OMITTED)

Years in Which Premiums Were Earned and Losses Were Incurred	Premiums Earned			Loss and Loss Expense Payments						10 Salvage and Subrogation Received	11 Total Net Paid Cols (4 - 5 + 6 - 7 + 8 - 9)	12 Number of Claims Reported Direct and Assumed
	1 Direct and Assumed	2 Ceded	3 Net (1 - 2)	Loss Payments		Defense and Cost Containment Payments		Adjusting and Other Payments				
				4 Direct and Assumed	5 Ceded	6 Direct and Assumed	7 Ceded	8 Direct and Assumed	9 Ceded			
	1. Prior.....	XXX	XXX	XXX	57	1,206	248	0	(31)			
2. 2012.....	1,488	6	1,482	728	0	323	0	57	0	1	1,108	30
3. 2013.....	1,666	6	1,660	532	0	226	0	72	0	0	831	33
4. 2014.....	1,806	22	1,784	392	0	169	0	85	0	2	645	46
5. 2015.....	2,054	40	2,014	713	0	376	0	149	0	2	1,239	52
6. 2016.....	2,252	39	2,213	213	0	307	0	133	0	2	653	53
7. 2017.....	2,389	3	2,386	514	0	249	0	172	0	1	935	62
8. 2018.....	2,353	2	2,351	299	0	263	0	209	0	1	771	903
9. 2019.....	1,618	25	1,593	138	0	332	0	145	0	4	615	796
10. 2020.....	570	5	565	9	0	6	0	34	0	0	50	8
11. 2021.....	139	1	138	19	0	0	0	81	0	0	100	3
12. Totals	XXX	XXX	XXX	3,614	1,206	2,500	0	1,106	9	13	6,004	XXX

	Losses Unpaid				Defense and Cost Containment Unpaid				Adjusting and Other Unpaid		23 Salvage and Subrogation Anticipated	24 Total Net Losses and Expenses Unpaid	25 Number of Claims Outstanding Direct and Assumed
	Case Basis		Bulk + IBNR		Case Basis		Bulk + IBNR		21 Direct and Assumed	22 Ceded			
	13 Direct and Assumed	14 Ceded	15 Direct and Assumed	16 Ceded	17 Direct and Assumed	18 Ceded	19 Direct and Assumed	20 Ceded					
	1. Prior.....	784	0	349	0	0	0	214	0	142			
2. 2012.....	16	0	10	0	0	0	1	0	1	0	0	28	0
3. 2013.....	0	0	4	0	0	0	5	0	2	0	0	11	0
4. 2014.....	5	0	3	0	0	0	3	0	1	0	0	12	0
5. 2015.....	138	0	56	0	0	0	8	0	3	0	0	205	1
6. 2016.....	60	0	14	0	0	0	26	0	8	0	0	107	2
7. 2017.....	294	0	105	0	0	0	32	0	14	0	0	445	7
8. 2018.....	650	0	119	0	0	0	59	0	42	0	0	871	16
9. 2019.....	267	0	243	0	0	0	82	0	49	0	0	641	10
10. 2020.....	36	0	142	0	0	0	84	0	39	0	0	300	4
11. 2021.....	10	0	69	0	0	0	56	0	33	0	0	168	1
12. Totals	2,259	0	1,116	0	0	0	570	0	332	0	0	4,277	94

	Total Losses and Loss Expenses Incurred			Loss and Loss Expense Percentage (Incurred / Premiums Earned)			Nontabular Discount		34 Inter-Company Pooling Participation Percentage	Net Balance Sheet Reserves After Discount	
	26 Direct and Assumed	27 Ceded	28 Net	29 Direct and Assumed	30 Ceded	31 Net	32 Loss	33 Loss Expense		35 Losses Unpaid	36 Loss Expenses Unpaid
	1. Prior.....	XXX	XXX	XXX	XXX	XXX	XXX	0		0	XXX
2. 2012.....	1,136	0	1,136	76.4	0.0	76.7	0	0	32.4	27	2
3. 2013.....	842	0	842	50.6	0.0	50.8	0	0	32.4	4	7
4. 2014.....	657	0	657	36.4	0.0	36.8	0	0	32.4	8	4
5. 2015.....	1,444	0	1,444	70.3	0.0	71.7	0	0	32.4	194	11
6. 2016.....	759	0	759	33.7	0.0	34.3	0	0	32.4	73	33
7. 2017.....	1,380	0	1,380	57.7	0.0	57.8	0	0	32.4	399	46
8. 2018.....	1,642	0	1,642	69.8	0.0	69.8	0	0	32.4	770	101
9. 2019.....	1,256	0	1,256	77.6	0.0	78.8	0	0	32.4	510	131
10. 2020.....	350	0	350	61.4	0.0	62.0	0	0	32.4	178	122
11. 2021.....	268	0	268	193.2	0.0	194.1	0	0	32.4	79	89
12. Totals	XXX	XXX	XXX	XXX	XXX	XXX	0	0	XXX	3,375	902

Schedule P - Part 1R - Section 2 - Products Liability - Claims-Made

N O N E

Schedule P - Part 1S - Financial Guaranty/Mortgage Guaranty

N O N E

ANNUAL STATEMENT FOR THE YEAR 2021 OF THE MOTORISTS MUTUAL INSURANCE COMPANY
SCHEDULE P - PART 1T - WARRANTY
(\$000 OMITTED)

Years in Which Premiums Were Earned and Losses Were Incurred	Premiums Earned			Loss and Loss Expense Payments							12 Number of Claims Reported Direct and Assumed	
	1 Direct and Assumed	2 Ceded	3 Net (1 - 2)	Loss Payments		Defense and Cost Containment Payments		Adjusting and Other Payments		10 Salvage and Subrogation Received		11 Total Net Paid Cols (4 - 5 + 6 - 7 + 8 - 9)
				4 Direct and Assumed	5 Ceded	6 Direct and Assumed	7 Ceded	8 Direct and Assumed	9 Ceded			
1. Prior	XXX	XXX	XXX	0	0	0	0	3	0	0	3	XXX
2. 2020	0	0	0	0	0	0	0	0	0	0	0	0
3. 2021	0	0	0	0	0	0	0	11	0	0	11	0
4. Totals	XXX	XXX	XXX	0	0	0	0	14	0	0	14	XXX

	Losses Unpaid				Defense and Cost Containment Unpaid				Adjusting and Other Unpaid		23 Salvage and Subrogation Anticipated	24 Total Net Losses and Expenses Unpaid	25 Number of Claims Outstanding Direct and Assumed
	Case Basis		Bulk + IBNR		Case Basis		Bulk + IBNR		Adjusting and Other Unpaid				
	13 Direct and Assumed	14 Ceded	15 Direct and Assumed	16 Ceded	17 Direct and Assumed	18 Ceded	19 Direct and Assumed	20 Ceded	21 Direct and Assumed	22 Ceded			
1. Prior	0	0	0	0	0	0	0	0	0	0	0	0	0
2. 2020	0	0	0	0	0	0	0	0	0	0	0	0	0
3. 2021	0	0	0	0	0	0	0	0	0	0	0	0	0
4. Totals	0	0	0	0	0	0	0	0	0	0	0	0	0

	Total Losses and Loss Expenses Incurred			Loss and Loss Expense Percentage (Incurred / Premiums Earned)			Nontabular Discount		34 Inter-Company Pooling Participation Percentage	Net Balance Sheet Reserves After Discount	
	26 Direct and Assumed	27 Ceded	28 Net	29 Direct and Assumed	30 Ceded	31 Net	32 Loss	33 Loss Expense		35 Losses Unpaid	36 Loss Expenses Unpaid
	1. Prior	XXX	XXX	XXX	XXX	XXX	XXX	0		0	XXX
2. 2020	0	0	0	0.0	0.0	0.0	0	0	32.4	0	0
3. 2021	11	0	11	0.0	0.0	0.0	0	0	32.4	0	0
4. Totals	XXX	XXX	XXX	XXX	XXX	XXX	0	0	XXX	0	0

ANNUAL STATEMENT FOR THE YEAR 2021 OF THE MOTORISTS MUTUAL INSURANCE COMPANY

SCHEDULE P - PART 2A - HOMEOWNERS/FAROWNERS

Years in Which Losses Were Incurred	INCURRED NET LOSSES AND DEFENSE AND COST CONTAINMENT EXPENSES REPORTED AT YEAR END (\$000 OMITTED)										DEVELOPMENT	
	1 2012	2 2013	3 2014	4 2015	5 2016	6 2017	7 2018	8 2019	9 2020	10 2021	11 One Year	12 Two Year
1. Prior.....	3,400	3,315	3,312	3,311	3,335	3,342	3,357	3,338	3,346	3,351	5	13
2. 2012.....	28,689	28,742	28,676	28,769	28,815	28,881	28,964	29,039	28,984	28,981	(3)	(59)
3. 2013.....	XXX	25,183	24,993	24,775	24,799	24,881	24,880	24,904	24,866	24,870	4	(34)
4. 2014.....	XXX	XXX	25,259	25,427	26,198	26,156	25,769	25,777	26,753	26,737	(16)	960
5. 2015.....	XXX	XXX	XXX	21,700	21,958	22,370	22,219	22,180	22,200	22,225	25	45
6. 2016.....	XXX	XXX	XXX	XXX	19,546	20,225	19,768	19,702	19,750	19,650	(99)	(52)
7. 2017.....	XXX	XXX	XXX	XXX	XXX	27,357	26,509	26,284	26,053	26,086	33	(198)
8. 2018.....	XXX	XXX	XXX	XXX	XXX	XXX	17,513	17,439	17,459	17,376	(82)	(63)
9. 2019.....	XXX	XXX	XXX	XXX	XXX	XXX	XXX	20,258	19,506	19,299	(207)	(959)
10. 2020.....	XXX	XXX	XXX	XXX	XXX	XXX	XXX	XXX	19,146	19,727	581	XXX
11. 2021.....	XXX	XXX	XXX	XXX	XXX	XXX	XXX	XXX	XXX	12,217	XXX	XXX
12. Totals											239	(346)

SCHEDULE P - PART 2B - PRIVATE PASSENGER AUTO LIABILITY/MEDICAL

1. Prior.....	14,956	14,538	14,279	14,000	13,947	13,889	13,871	13,865	13,818	14,068	250	203
2. 2012.....	25,897	25,254	24,496	24,412	24,860	24,778	24,750	24,664	24,576	24,637	61	(27)
3. 2013.....	XXX	24,464	24,697	23,975	23,990	23,926	23,891	23,826	23,943	23,940	(3)	114
4. 2014.....	XXX	XXX	26,508	25,583	25,889	25,977	25,336	25,185	25,964	25,956	(7)	772
5. 2015.....	XXX	XXX	XXX	26,207	25,156	25,171	24,704	24,758	24,659	24,731	72	(27)
6. 2016.....	XXX	XXX	XXX	XXX	23,855	22,677	21,793	21,355	21,100	21,109	9	(246)
7. 2017.....	XXX	XXX	XXX	XXX	XXX	19,509	18,524	18,160	17,555	17,432	(123)	(727)
8. 2018.....	XXX	XXX	XXX	XXX	XXX	XXX	15,610	15,405	15,420	15,287	(133)	(118)
9. 2019.....	XXX	XXX	XXX	XXX	XXX	XXX	XXX	13,756	13,731	13,642	(88)	(114)
10. 2020.....	XXX	XXX	XXX	XXX	XXX	XXX	XXX	XXX	9,757	9,390	(366)	XXX
11. 2021.....	XXX	XXX	XXX	XXX	XXX	XXX	XXX	XXX	XXX	9,492	XXX	XXX
12. Totals											(328)	(170)

SCHEDULE P - PART 2C - COMMERCIAL AUTO/TRUCK LIABILITY/MEDICAL

1. Prior.....	21,721	20,069	19,325	19,047	19,369	19,310	19,164	19,105	19,165	19,183	18	78
2. 2012.....	16,450	15,074	15,206	15,411	15,613	15,542	15,388	15,334	15,313	15,318	6	(15)
3. 2013.....	XXX	15,756	13,740	13,663	13,724	14,767	14,847	15,007	15,010	15,030	20	23
4. 2014.....	XXX	XXX	14,912	15,396	16,046	17,084	16,791	17,333	17,882	17,794	(88)	462
5. 2015.....	XXX	XXX	XXX	18,461	18,666	21,419	21,424	21,005	21,020	21,366	346	360
6. 2016.....	XXX	XXX	XXX	XXX	18,988	23,574	23,948	23,756	23,574	23,007	(566)	(749)
7. 2017.....	XXX	XXX	XXX	XXX	XXX	27,047	26,144	24,995	24,384	23,511	(873)	(1,484)
8. 2018.....	XXX	XXX	XXX	XXX	XXX	XXX	29,469	30,308	29,984	27,875	(2,108)	(2,433)
9. 2019.....	XXX	XXX	XXX	XXX	XXX	XXX	XXX	31,880	30,105	27,649	(2,456)	(4,230)
10. 2020.....	XXX	XXX	XXX	XXX	XXX	XXX	XXX	XXX	25,817	23,579	(2,238)	XXX
11. 2021.....	XXX	XXX	XXX	XXX	XXX	XXX	XXX	XXX	XXX	27,924	XXX	XXX
12. Totals											(7,940)	(7,988)

**SCHEDULE P - PART 2D - WORKERS' COMPENSATION
(EXCLUDING EXCESS WORKERS' COMPENSATION)**

1. Prior.....	251,858	237,699	221,733	193,246	179,742	153,086	158,560	144,066	139,681	131,430	(8,251)	(12,636)
2. 2012.....	83,662	82,669	77,621	77,396	73,311	70,592	70,956	71,891	73,661	74,031	370	2,140
3. 2013.....	XXX	98,420	101,077	100,238	95,385	91,134	88,318	88,345	91,766	91,902	136	3,557
4. 2014.....	XXX	XXX	100,171	102,887	100,202	94,706	91,754	91,505	91,883	88,354	(3,528)	(3,151)
5. 2015.....	XXX	XXX	XXX	88,498	88,569	81,890	77,158	73,444	72,558	73,451	893	7
6. 2016.....	XXX	XXX	XXX	XXX	98,861	98,655	86,936	79,761	73,152	72,596	(556)	(7,165)
7. 2017.....	XXX	XXX	XXX	XXX	XXX	130,610	109,514	104,189	89,870	82,175	(7,695)	(22,014)
8. 2018.....	XXX	XXX	XXX	XXX	XXX	XXX	108,888	117,773	102,350	88,341	(14,009)	(29,432)
9. 2019.....	XXX	XXX	XXX	XXX	XXX	XXX	XXX	112,375	114,528	91,082	(23,447)	(21,293)
10. 2020.....	XXX	XXX	XXX	XXX	XXX	XXX	XXX	XXX	106,740	106,370	(370)	XXX
11. 2021.....	XXX	XXX	XXX	XXX	XXX	XXX	XXX	XXX	XXX	129,376	XXX	XXX
12. Totals											(56,456)	(89,987)

SCHEDULE P - PART 2E - COMMERCIAL MULTIPLE PERIL

1. Prior.....	7,618	7,118	6,473	6,721	6,658	6,613	6,494	6,733	6,221	4,929	(1,292)	(1,804)
2. 2012.....	13,219	12,974	12,925	12,780	12,823	12,863	12,837	12,852	12,851	12,853	2	1
3. 2013.....	XXX	11,953	11,375	11,258	11,266	11,274	11,213	11,195	11,209	11,215	6	19
4. 2014.....	XXX	XXX	12,680	13,243	12,929	13,047	12,826	12,811	13,244	13,246	1	435
5. 2015.....	XXX	XXX	XXX	14,501	13,332	13,864	13,832	13,747	13,740	13,738	(2)	(10)
6. 2016.....	XXX	XXX	XXX	XXX	12,549	12,861	12,639	12,423	12,314	12,309	(5)	(114)
7. 2017.....	XXX	XXX	XXX	XXX	XXX	14,764	14,444	14,330	14,267	14,288	21	(42)
8. 2018.....	XXX	XXX	XXX	XXX	XXX	XXX	14,517	14,344	14,328	14,479	152	135
9. 2019.....	XXX	XXX	XXX	XXX	XXX	XXX	XXX	21,540	21,674	22,203	529	663
10. 2020.....	XXX	XXX	XXX	XXX	XXX	XXX	XXX	XXX	29,018	29,023	5	XXX
11. 2021.....	XXX	XXX	XXX	XXX	XXX	XXX	XXX	XXX	XXX	31,382	XXX	XXX
12. Totals											(584)	(715)

ANNUAL STATEMENT FOR THE YEAR 2021 OF THE MOTORISTS MUTUAL INSURANCE COMPANY

SCHEDULE P - PART 2F - SECTION 1 - MEDICAL PROFESSIONAL LIABILITY - OCCURRENCE

Years in Which Losses Were Incurred	INCURRED NET LOSSES AND DEFENSE AND COST CONTAINMENT EXPENSES REPORTED AT YEAR END (\$000 OMITTED)										DEVELOPMENT	
	1 2012	2 2013	3 2014	4 2015	5 2016	6 2017	7 2018	8 2019	9 2020	10 2021	11 One Year	12 Two Year
1. Prior												
2. 2012												
3. 2013	XXX											
4. 2014	XXX	XXX										
5. 2015	XXX	XXX	XXX									
6. 2016	XXX	XXX	XXX	XXX								
7. 2017	XXX	XXX	XXX	XXX	XXX							
8. 2018	XXX	XXX	XXX	XXX	XXX	XXX						
9. 2019	XXX	XXX	XXX	XXX	XXX	XXX	XXX					
10. 2020	XXX	XXX	XXX	XXX	XXX	XXX	XXX	XXX				XXX
11. 2021	XXX	XXX	XXX	XXX	XXX	XXX	XXX	XXX	XXX		XXX	XXX
12. Totals												

NONE

SCHEDULE P - PART 2F - SECTION 2 - MEDICAL PROFESSIONAL LIABILITY - CLAIMS-MADE

Years in Which Losses Were Incurred	INCURRED NET LOSSES AND DEFENSE AND COST CONTAINMENT EXPENSES REPORTED AT YEAR END (\$000 OMITTED)										DEVELOPMENT	
	1 2012	2 2013	3 2014	4 2015	5 2016	6 2017	7 2018	8 2019	9 2020	10 2021	11 One Year	12 Two Year
1. Prior												
2. 2012												
3. 2013	XXX											
4. 2014	XXX	XXX										
5. 2015	XXX	XXX	XXX									
6. 2016	XXX	XXX	XXX	XXX								
7. 2017	XXX	XXX	XXX	XXX	XXX							
8. 2018	XXX	XXX	XXX	XXX	XXX	XXX						
9. 2019	XXX	XXX	XXX	XXX	XXX	XXX	XXX					
10. 2020	XXX	XXX	XXX	XXX	XXX	XXX	XXX	XXX				XXX
11. 2021	XXX	XXX	XXX	XXX	XXX	XXX	XXX	XXX	XXX		XXX	XXX
12. Totals												

NONE

SCHEDULE P - PART 2G - SPECIAL LIABILITY (OCEAN MARINE, AIRCRAFT (ALL PERILS), BOILER AND MACHINERY)

Years in Which Losses Were Incurred	1 2012	2 2013	3 2014	4 2015	5 2016	6 2017	7 2018	8 2019	9 2020	10 2021	11 One Year	12 Two Year
1. Prior	3	4	4	4	4	4	109	102	102	103	0	0
2. 2012	40	22	21	22	22	22	55	52	52	53	1	1
3. 2013	XXX	44	44	43	43	43	81	77	77	77	0	0
4. 2014	XXX	XXX	83	24	24	25	65	61	61	62	1	1
5. 2015	XXX	XXX	XXX	84	40	40	85	79	79	79	(1)	(1)
6. 2016	XXX	XXX	XXX	XXX	135	44	87	81	81	80	(1)	(1)
7. 2017	XXX	XXX	XXX	XXX	XXX	163	73	66	66	72	6	6
8. 2018	XXX	XXX	XXX	XXX	XXX	XXX	189	99	46	47	1	(52)
9. 2019	XXX	XXX	XXX	XXX	XXX	XXX	XXX	133	49	37	(12)	(97)
10. 2020	XXX	XXX	XXX	XXX	XXX	XXX	XXX	XXX	57	44	(13)	XXX
11. 2021	XXX	XXX	XXX	XXX	XXX	XXX	XXX	XXX	XXX	117	XXX	XXX
12. Totals											(17)	(142)

SCHEDULE P - PART 2H - SECTION 1 - OTHER LIABILITY - OCCURRENCE

Years in Which Losses Were Incurred	1 2012	2 2013	3 2014	4 2015	5 2016	6 2017	7 2018	8 2019	9 2020	10 2021	11 One Year	12 Two Year
1. Prior	23,129	22,423	21,416	20,389	20,272	20,568	21,279	21,159	22,011	24,557	2,545	3,398
2. 2012	8,892	8,306	9,050	8,866	9,474	9,904	9,974	9,969	9,934	9,932	(2)	(38)
3. 2013	XXX	9,824	9,331	9,719	10,841	10,941	11,303	11,152	11,005	11,250	245	98
4. 2014	XXX	XXX	9,853	8,766	8,443	9,575	10,381	10,639	10,629	10,201	(428)	(438)
5. 2015	XXX	XXX	XXX	12,937	13,357	13,709	14,106	14,760	14,730	14,437	(293)	(323)
6. 2016	XXX	XXX	XXX	XXX	13,427	15,224	16,239	16,673	16,903	16,504	(399)	(169)
7. 2017	XXX	XXX	XXX	XXX	XXX	16,480	17,483	17,367	17,973	17,462	(511)	95
8. 2018	XXX	XXX	XXX	XXX	XXX	XXX	18,120	18,703	20,087	19,935	(152)	1,232
9. 2019	XXX	XXX	XXX	XXX	XXX	XXX	XXX	15,650	16,361	15,569	(792)	(81)
10. 2020	XXX	XXX	XXX	XXX	XXX	XXX	XXX	XXX	10,796	8,572	(2,224)	XXX
11. 2021	XXX	XXX	XXX	XXX	XXX	XXX	XXX	XXX	XXX	10,404	XXX	XXX
12. Totals											(2,010)	3,775

SCHEDULE P - PART 2H - SECTION 2 - OTHER LIABILITY - CLAIMS-MADE

Years in Which Losses Were Incurred	1 2012	2 2013	3 2014	4 2015	5 2016	6 2017	7 2018	8 2019	9 2020	10 2021	11 One Year	12 Two Year
1. Prior	0	(73)	(164)	(181)	(181)	(181)	(182)	(182)	(182)	(182)	0	0
2. 2012	31	115	148	93	90	90	91	91	91	91	0	0
3. 2013	XXX	31	126	132	129	129	129	129	129	129	0	0
4. 2014	XXX	XXX	33	110	111	111	111	111	111	111	0	0
5. 2015	XXX	XXX	XXX	12	40	40	39	39	39	40	1	1
6. 2016	XXX	XXX	XXX	XXX	22	22	22	22	22	21	0	0
7. 2017	XXX	XXX	XXX	XXX	XXX	0	2	0	0	0	0	0
8. 2018	XXX	XXX	XXX	XXX	XXX	XXX	80	94	129	77	(52)	(17)
9. 2019	XXX	XXX	XXX	XXX	XXX	XXX	XXX	205	199	76	(123)	(129)
10. 2020	XXX	XXX	XXX	XXX	XXX	XXX	XXX	XXX	744	664	(81)	XXX
11. 2021	XXX	XXX	XXX	XXX	XXX	XXX	XXX	XXX	XXX	1,024	XXX	XXX
12. Totals											(256)	(145)

ANNUAL STATEMENT FOR THE YEAR 2021 OF THE MOTORISTS MUTUAL INSURANCE COMPANY
SCHEDULE P - PART 2I - SPECIAL PROPERTY (FIRE, ALLIED LINES, INLAND MARINE, EARTHQUAKE, BURGLARY, AND THEFT)

Years in Which Losses Were Incurred	INCURRED NET LOSSES AND DEFENSE AND COST CONTAINMENT EXPENSES REPORTED AT YEAR END (\$000 OMITTED)										DEVELOPMENT	
	1 2012	2 2013	3 2014	4 2015	5 2016	6 2017	7 2018	8 2019	9 2020	10 2021	11 One Year	12 Two Year
1. Prior.....	XXX	XXX	XXX	XXX	XXX	XXX	XXX	658	425	326	(99)	(332)
2. 2020.....	XXX	XXX	XXX	XXX	XXX	XXX	XXX	XXX	4,402	4,488	86	XXX
3. 2021.....	XXX	XXX	XXX	XXX	XXX	XXX	XXX	XXX	XXX	4,140	XXX	XXX
4. Totals											(13)	(332)

SCHEDULE P - PART 2J - AUTO PHYSICAL DAMAGE

1. Prior.....	XXX	XXX	XXX	XXX	XXX	XXX	XXX	988	418	177	(241)	(811)
2. 2020.....	XXX	XXX	XXX	XXX	XXX	XXX	XXX	XXX	16,978	16,523	(455)	XXX
3. 2021.....	XXX	XXX	XXX	XXX	XXX	XXX	XXX	XXX	XXX	16,961	XXX	XXX
4. Totals											(696)	(811)

SCHEDULE P - PART 2K - FIDELITY/SURETY

1. Prior.....	XXX	XXX	XXX	XXX	XXX	XXX	XXX	80	16	12	(3)	(67)
2. 2020.....	XXX	XXX	XXX	XXX	XXX	XXX	XXX	XXX	97	97	0	XXX
3. 2021.....	XXX	XXX	XXX	XXX	XXX	XXX	XXX	XXX	XXX	0	XXX	XXX
4. Totals											(3)	(67)

SCHEDULE P - PART 2L - OTHER (INCLUDING CREDIT, ACCIDENT AND HEALTH)

1. Prior.....	XXX	XXX	XXX	XXX	XXX	XXX	XXX	0	0	0	0	0
2. 2020.....	XXX	XXX	XXX	XXX	XXX	XXX	XXX	XXX	0	0	0	XXX
3. 2021.....	XXX	XXX	XXX	XXX	XXX	XXX	XXX	XXX	XXX	0	XXX	XXX
4. Totals											0	0

SCHEDULE P - PART 2M - INTERNATIONAL

1. Prior.....												
2. 2012.....												
3. 2013.....	XXX											
4. 2014.....	XXX	XXX										
5. 2015.....	XXX	XXX	XXX									
6. 2016.....	XXX	XXX	XXX	XXX								
7. 2017.....	XXX	XXX	XXX	XXX	XXX							
8. 2018.....	XXX	XXX	XXX	XXX	XXX	XXX						
9. 2019.....	XXX	XXX	XXX	XXX	XXX	XXX	XXX					
10. 2020.....	XXX	XXX	XXX	XXX	XXX	XXX	XXX	XXX				XXX
11. 2021.....	XXX	XXX	XXX	XXX	XXX	XXX	XXX	XXX	XXX		XXX	XXX
12. Totals												

NONE

ANNUAL STATEMENT FOR THE YEAR 2021 OF THE MOTORISTS MUTUAL INSURANCE COMPANY

**SCHEDULE P - PART 2N - REINSURANCE
NONPROPORTIONAL ASSUMED PROPERTY**

Years in Which Losses Were Incurred	INCURRED NET LOSSES AND DEFENSE AND COST CONTAINMENT EXPENSES REPORTED AT YEAR END (\$000 OMITTED)										DEVELOPMENT	
	1 2012	2 2013	3 2014	4 2015	5 2016	6 2017	7 2018	8 2019	9 2020	10 2021	11 One Year	12 Two Year
1. Prior.....	1,727	1,422	1,295	1,261	1,143	1,098	966	1,025	999	615	(384)	(410)
2. 2012.....	2,172	2,097	2,072	2,009	1,902	1,910	1,889	1,895	1,896	1,895	(1)	0
3. 2013.....	XXX	1,672	1,532	1,457	1,369	1,322	1,281	1,279	1,275	1,275	0	(4)
4. 2014.....	XXX	XXX	1,105	1,143	1,114	1,094	1,079	1,085	1,082	1,082	0	(3)
5. 2015.....	XXX	XXX	XXX	916	975	908	910	916	856	850	(6)	(66)
6. 2016.....	XXX	XXX	XXX	XXX	1,443	1,460	1,366	1,343	1,319	1,324	5	(19)
7. 2017.....	XXX	XXX	XXX	XXX	XXX	1,066	1,357	1,291	1,264	1,221	(43)	(71)
8. 2018.....	XXX	XXX	XXX	XXX	XXX	XXX	1,738	2,172	2,109	2,099	(10)	(73)
9. 2019.....	XXX	XXX	XXX	XXX	XXX	XXX	XXX	1,453	1,791	1,732	(59)	278
10. 2020.....	XXX	XXX	XXX	XXX	XXX	XXX	XXX	XXX	2,344	2,509	165	XXX
11. 2021.....	XXX	XXX	XXX	XXX	XXX	XXX	XXX	XXX	XXX	2,056	XXX	XXX
12. Totals											(334)	(368)

**SCHEDULE P - PART 2O - REINSURANCE
NONPROPORTIONAL ASSUMED LIABILITY**

1. Prior.....	6,428	6,597	6,377	6,160	5,655	5,524	5,290	5,089	5,086	5,107	21	18
2. 2012.....	1,032	1,279	1,299	1,202	1,060	1,013	939	891	893	893	0	2
3. 2013.....	XXX	954	1,181	1,103	1,006	1,007	931	926	918	898	(20)	(28)
4. 2014.....	XXX	XXX	646	651	636	644	616	549	552	536	(16)	(13)
5. 2015.....	XXX	XXX	XXX	414	411	389	355	367	337	337	0	(30)
6. 2016.....	XXX	XXX	XXX	XXX	648	704	774	958	937	921	(15)	(37)
7. 2017.....	XXX	XXX	XXX	XXX	XXX	884	931	1,023	1,040	1,019	(21)	(4)
8. 2018.....	XXX	XXX	XXX	XXX	XXX	XXX	1,179	1,217	1,241	1,152	(89)	(65)
9. 2019.....	XXX	XXX	XXX	XXX	XXX	XXX	XXX	1,554	1,520	1,541	21	(12)
10. 2020.....	XXX	XXX	XXX	XXX	XXX	XXX	XXX	XXX	2,025	2,013	(13)	XXX
11. 2021.....	XXX	XXX	XXX	XXX	XXX	XXX	XXX	XXX	XXX	3,059	XXX	XXX
12. Totals											(132)	(170)

**SCHEDULE P - PART 2P - REINSURANCE
NONPROPORTIONAL ASSUMED FINANCIAL LINES**

1. Prior.....												
2. 2012.....												
3. 2013.....	XXX											
4. 2014.....	XXX	XXX										
5. 2015.....	XXX	XXX	XXX									
6. 2016.....	XXX	XXX	XXX	XXX								
7. 2017.....	XXX	XXX	XXX	XXX	XXX							
8. 2018.....	XXX	XXX	XXX	XXX	XXX	XXX						
9. 2019.....	XXX	XXX	XXX	XXX	XXX	XXX	XXX					
10. 2020.....	XXX	XXX	XXX	XXX	XXX	XXX	XXX	XXX				XXX
11. 2021.....	XXX	XXX	XXX	XXX	XXX	XXX	XXX	XXX	XXX		XXX	XXX
12. Totals												

ANNUAL STATEMENT FOR THE YEAR 2021 OF THE MOTORISTS MUTUAL INSURANCE COMPANY
SCHEDULE P - PART 2R - SECTION 1 - PRODUCTS LIABILITY - OCCURRENCE

Years in Which Losses Were Incurred	INCURRED NET LOSSES AND DEFENSE AND COST CONTAINMENT EXPENSES REPORTED AT YEAR END (\$000 OMITTED)										DEVELOPMENT	
	1 2012	2 2013	3 2014	4 2015	5 2016	6 2017	7 2018	8 2019	9 2020	10 2021	11 One Year	12 Two Year
1. Prior	5,444	7,624	8,511	8,139	8,604	9,035	7,191	7,794	7,942	7,031	(911)	(764)
2. 2012	656	758	1,030	1,028	872	1,450	1,117	1,156	1,080	1,079	(1)	(77)
3. 2013	XXX	767	606	712	878	1,073	735	787	768	768	0	(19)
4. 2014	XXX	XXX	701	642	913	1,091	711	596	584	572	(12)	(24)
5. 2015	XXX	XXX	XXX	838	972	1,692	1,215	1,136	1,282	1,292	10	156
6. 2016	XXX	XXX	XXX	XXX	931	2,099	1,064	903	684	618	(66)	(285)
7. 2017	XXX	XXX	XXX	XXX	XXX	2,718	1,346	1,342	959	1,194	235	(148)
8. 2018	XXX	XXX	XXX	XXX	XXX	XXX	1,479	1,461	1,285	1,391	106	(70)
9. 2019	XXX	XXX	XXX	XXX	XXX	XXX	XXX	1,164	887	1,061	175	(102)
10. 2020	XXX	XXX	XXX	XXX	XXX	XXX	XXX	XXX	320	277	(43)	XXX
11. 2021	XXX	XXX	XXX	XXX	XXX	XXX	XXX	XXX	XXX	154	XXX	XXX
12. Totals											(508)	(1,333)

SCHEDULE P - PART 2R - SECTION 2 - PRODUCTS LIABILITY - CLAIMS-MADE

1. Prior												
2. 2012												
3. 2013	XXX											
4. 2014	XXX	XXX										
5. 2015	XXX	XXX	XXX									
6. 2016	XXX	XXX	XXX	XXX								
7. 2017	XXX	XXX	XXX	XXX	XXX							
8. 2018	XXX	XXX	XXX	XXX	XXX	XXX						
9. 2019	XXX	XXX	XXX	XXX	XXX	XXX	XXX					
10. 2020	XXX	XXX	XXX	XXX	XXX	XXX	XXX	XXX				XXX
11. 2021	XXX	XXX	XXX	XXX	XXX	XXX	XXX	XXX	XXX		XXX	XXX
12. Totals												

SCHEDULE P - PART 2S - FINANCIAL GUARANTY/MORTGAGE GUARANTY

1. Prior	XXX	XXX	XXX	XXX	XXX	XXX	XXX	XXX	XXX			
2. 2020	XXX	XXX	XXX	XXX	XXX	XXX	XXX	XXX	XXX			XXX
3. 2021	XXX	XXX	XXX	XXX	XXX	XXX	XXX	XXX	XXX	XXX	XXX	XXX
4. Totals												

SCHEDULE P - PART 2T - WARRANTY

1. Prior	XXX	XXX	XXX	XXX	XXX	XXX	XXX	XXX	XXX			
2. 2020	XXX	XXX	XXX	XXX	XXX	XXX	XXX	XXX	XXX			XXX
3. 2021	XXX	XXX	XXX	XXX	XXX	XXX	XXX	XXX	XXX	XXX	XXX	XXX
4. Totals												

ANNUAL STATEMENT FOR THE YEAR 2021 OF THE MOTORISTS MUTUAL INSURANCE COMPANY

SCHEDULE P - PART 3A - HOMEOWNERS/FAROWNERS

Years in Which Losses Were Incurred	CUMULATIVE PAID NET LOSSES AND DEFENSE AND COST CONTAINMENT EXPENSES REPORTED AT YEAR END (\$000 OMITTED)										11 Number of Claims Closed With Loss Payment	12 Number of Claims Closed Without Loss Payment
	1	2	3	4	5	6	7	8	9	10		
	2012	2013	2014	2015	2016	2017	2018	2019	2020	2021		
1. Prior.....	.000	1,767	2,608	2,933	3,081	3,173	3,226	3,312	3,324	3,365	131	0
2. 2012.....	22,498	27,705	28,113	28,444	28,595	28,728	28,844	28,976	28,977	28,979	4,246	1,187
3. 2013.....	XXX	20,275	24,005	24,504	24,649	24,764	24,813	24,839	24,839	24,845	2,958	928
4. 2014.....	XXX	XXX	21,384	25,584	26,441	26,475	26,629	26,697	26,719	26,724	2,639	941
5. 2015.....	XXX	XXX	XXX	16,437	21,036	21,806	21,960	22,030	22,084	22,136	2,016	733
6. 2016.....	XXX	XXX	XXX	XXX	15,164	18,962	19,455	19,571	19,589	19,596	1,744	614
7. 2017.....	XXX	XXX	XXX	XXX	XXX	22,192	25,598	25,747	25,876	25,975	2,136	681
8. 2018.....	XXX	XXX	XXX	XXX	XXX	XXX	13,387	16,580	16,984	17,143	1,475	1,494
9. 2019.....	XXX	XXX	XXX	XXX	XXX	XXX	XXX	16,197	18,805	19,050	1,490	1,792
10. 2020.....	XXX	XXX	XXX	XXX	XXX	XXX	XXX	XXX	15,914	18,825	1,530	437
11. 2021.....	XXX	XXX	XXX	XXX	XXX	XXX	XXX	XXX	XXX	8,948	595	256

SCHEDULE P - PART 3B - PRIVATE PASSENGER AUTO LIABILITY/MEDICAL

1. Prior.....	.000	7,932	11,129	12,507	13,253	13,581	13,584	13,671	13,673	13,805	572	0
2. 2012.....	9,968	16,954	20,617	22,514	23,959	24,334	24,509	24,578	24,573	24,572	4,511	1,302
3. 2013.....	XXX	10,349	16,762	20,458	22,292	23,297	23,554	23,698	23,920	23,922	4,483	1,312
4. 2014.....	XXX	XXX	11,585	18,795	22,154	24,386	25,407	25,654	25,772	25,867	4,552	1,458
5. 2015.....	XXX	XXX	XXX	11,219	18,339	21,862	23,063	23,687	24,225	24,545	4,015	1,287
6. 2016.....	XXX	XXX	XXX	XXX	9,532	15,912	18,760	19,873	20,441	20,662	3,224	1,093
7. 2017.....	XXX	XXX	XXX	XXX	XXX	7,786	13,038	15,327	16,402	16,864	2,653	857
8. 2018.....	XXX	XXX	XXX	XXX	XXX	XXX	6,596	10,998	13,319	14,121	2,351	3,312
9. 2019.....	XXX	XXX	XXX	XXX	XXX	XXX	XXX	6,306	10,114	11,590	1,836	2,707
10. 2020.....	XXX	XXX	XXX	XXX	XXX	XXX	XXX	XXX	3,673	5,883	989	238
11. 2021.....	XXX	XXX	XXX	XXX	XXX	XXX	XXX	XXX	XXX	3,810	264	157

SCHEDULE P - PART 3C - COMMERCIAL AUTO/TRUCK LIABILITY/MEDICAL

1. Prior.....	.000	7,946	13,586	15,905	17,925	18,669	18,871	18,909	18,995	19,087	329	0
2. 2012.....	3,888	7,585	11,585	13,352	14,765	14,993	15,220	15,257	15,265	15,269	1,406	456
3. 2013.....	XXX	4,360	7,345	9,880	11,658	12,931	13,925	14,752	14,822	14,842	1,489	509
4. 2014.....	XXX	XXX	4,712	8,195	11,643	14,751	16,071	16,785	17,667	17,685	1,622	580
5. 2015.....	XXX	XXX	XXX	5,036	9,799	15,240	18,293	19,390	19,640	20,378	1,729	616
6. 2016.....	XXX	XXX	XXX	XXX	5,152	10,247	15,691	18,758	20,688	21,966	1,878	721
7. 2017.....	XXX	XXX	XXX	XXX	XXX	5,291	10,744	15,651	17,907	20,471	1,977	707
8. 2018.....	XXX	XXX	XXX	XXX	XXX	XXX	6,905	13,186	18,682	21,672	3,543	11,488
9. 2019.....	XXX	XXX	XXX	XXX	XXX	XXX	XXX	7,525	13,158	17,395	1,448	12,986
10. 2020.....	XXX	XXX	XXX	XXX	XXX	XXX	XXX	XXX	4,380	9,860	419	352
11. 2021.....	XXX	XXX	XXX	XXX	XXX	XXX	XXX	XXX	XXX	5,337	744	715

**SCHEDULE P - PART 3D - WORKERS' COMPENSATION
(EXCLUDING EXCESS WORKERS' COMPENSATION)**

1. Prior.....	.000	18,007	31,788	39,631	46,255	51,366	56,260	60,315	63,691	66,934	(4,245)	0
2. 2012.....	15,121	34,595	42,592	48,237	51,998	54,325	55,517	57,819	59,025	59,879	4,142	1,187
3. 2013.....	XXX	18,360	42,005	53,308	59,618	63,321	65,435	67,423	68,952	70,465	4,690	898
4. 2014.....	XXX	XXX	20,344	43,235	53,432	59,903	62,692	64,789	66,291	67,831	4,784	899
5. 2015.....	XXX	XXX	XXX	16,477	32,906	40,685	44,785	47,531	49,564	50,923	4,063	836
6. 2016.....	XXX	XXX	XXX	XXX	17,272	38,222	47,853	51,439	53,310	54,436	4,998	782
7. 2017.....	XXX	XXX	XXX	XXX	XXX	21,077	45,513	55,117	58,681	61,273	4,692	1,066
8. 2018.....	XXX	XXX	XXX	XXX	XXX	XXX	22,380	47,429	56,532	61,225	686	26,187
9. 2019.....	XXX	XXX	XXX	XXX	XXX	XXX	XXX	21,649	44,313	54,841	1,813	46,405
10. 2020.....	XXX	XXX	XXX	XXX	XXX	XXX	XXX	XXX	19,291	45,890	4,526	824
11. 2021.....	XXX	XXX	XXX	XXX	XXX	XXX	XXX	XXX	XXX	23,231	3,599	1,029

SCHEDULE P - PART 3E - COMMERCIAL MULTIPLE PERIL

1. Prior.....	.000	1,727	2,566	3,160	3,403	3,480	3,575	3,475	3,491	3,501	94	0
2. 2012.....	9,137	12,001	12,295	12,449	12,560	12,682	12,785	12,846	12,846	12,847	1,130	440
3. 2013.....	XXX	8,022	10,360	10,724	11,014	11,104	11,167	11,172	11,186	11,197	842	370
4. 2014.....	XXX	XXX	8,999	12,158	12,637	13,029	13,159	13,203	13,202	13,207	892	383
5. 2015.....	XXX	XXX	XXX	9,984	12,630	13,288	13,587	13,647	13,672	13,730	667	346
6. 2016.....	XXX	XXX	XXX	XXX	8,870	11,944	12,196	12,237	12,203	12,304	659	321
7. 2017.....	XXX	XXX	XXX	XXX	XXX	10,368	13,403	13,806	13,974	14,019	764	341
8. 2018.....	XXX	XXX	XXX	XXX	XXX	XXX	10,100	12,768	13,571	13,999	608	1,233
9. 2019.....	XXX	XXX	XXX	XXX	XXX	XXX	XXX	14,398	18,437	19,810	512	1,597
10. 2020.....	XXX	XXX	XXX	XXX	XXX	XXX	XXX	XXX	14,587	19,588	209	265
11. 2021.....	XXX	XXX	XXX	XXX	XXX	XXX	XXX	XXX	XXX	11,729	324	399

ANNUAL STATEMENT FOR THE YEAR 2021 OF THE MOTORISTS MUTUAL INSURANCE COMPANY

SCHEDULE P - PART 3F - SECTION 1 - MEDICAL PROFESSIONAL LIABILITY - OCCURRENCE

Years in Which Losses Were Incurred	CUMULATIVE PAID NET LOSSES AND DEFENSE AND COST CONTAINMENT EXPENSES REPORTED AT YEAR END (\$000 OMITTED)										11 Number of Claims Closed With Loss Payment	12 Number of Claims Closed Without Loss Payment	
	1	2	3	4	5	6	7	8	9	10			
	2012	2013	2014	2015	2016	2017	2018	2019	2020	2021			
1. Prior	.000												
2. 2012													
3. 2013	XXX												
4. 2014	XXX	XXX											
5. 2015	XXX	XXX	XXX										
6. 2016	XXX	XXX	XXX	XXX									
7. 2017	XXX	XXX	XXX	XXX	XXX								
8. 2018	XXX	XXX	XXX	XXX	XXX	XXX							
9. 2019	XXX	XXX	XXX	XXX	XXX	XXX	XXX						
10. 2020	XXX	XXX	XXX	XXX	XXX	XXX	XXX	XXX					
11. 2021	XXX	XXX	XXX	XXX	XXX	XXX	XXX	XXX	XXX				

NONE

SCHEDULE P - PART 3F - SECTION 2 - MEDICAL PROFESSIONAL LIABILITY - CLAIMS-MADE

1. Prior	.000												
2. 2012													
3. 2013	XXX												
4. 2014	XXX	XXX											
5. 2015	XXX	XXX	XXX										
6. 2016	XXX	XXX	XXX	XXX									
7. 2017	XXX	XXX	XXX	XXX	XXX								
8. 2018	XXX	XXX	XXX	XXX	XXX	XXX							
9. 2019	XXX	XXX	XXX	XXX	XXX	XXX	XXX						
10. 2020	XXX	XXX	XXX	XXX	XXX	XXX	XXX	XXX					
11. 2021	XXX	XXX	XXX	XXX	XXX	XXX	XXX	XXX	XXX				

NONE

SCHEDULE P - PART 3G - SPECIAL LIABILITY (OCEAN MARINE, AIRCRAFT (ALL PERILS), BOILER AND MACHINERY)

1. Prior	.000	3	3	3	3	3	102	102	102	102	XXX	XXX
2. 2012	36	51	21	22	22	22	52	52	52	53	XXX	XXX
3. 2013	XXX	39	41	42	43	43	77	77	77	77	XXX	XXX
4. 2014	XXX	XXX	55	24	24	24	61	61	61	62	XXX	XXX
5. 2015	XXX	XXX	XXX	43	40	40	79	79	79	79	XXX	XXX
6. 2016	XXX	XXX	XXX	XXX	62	39	81	81	81	80	XXX	XXX
7. 2017	XXX	XXX	XXX	XXX	XXX	41	66	66	66	72	XXX	XXX
8. 2018	XXX	XXX	XXX	XXX	XXX	XXX	61	47	46	47	XXX	XXX
9. 2019	XXX	XXX	XXX	XXX	XXX	XXX	XXX	78	49	37	XXX	XXX
10. 2020	XXX	XXX	XXX	XXX	XXX	XXX	XXX	XXX	38	44	XXX	XXX
11. 2021	XXX	XXX	XXX	XXX	XXX	XXX	XXX	XXX	XXX	30	XXX	XXX

SCHEDULE P - PART 3H - SECTION 1 - OTHER LIABILITY - OCCURRENCE

1. Prior	.000	6,150	9,900	12,316	14,404	15,711	17,120	17,631	21,518	21,914	205	0
2. 2012	1,132	2,720	4,797	6,031	7,497	8,722	9,311	9,592	9,676	9,702	447	302
3. 2013	XXX	1,197	2,837	4,668	7,854	9,413	10,050	10,424	10,668	10,925	434	347
4. 2014	XXX	XXX	1,246	2,666	4,230	6,181	8,344	9,399	9,669	9,847	451	373
5. 2015	XXX	XXX	XXX	1,449	4,572	7,250	9,852	12,274	12,763	13,349	510	407
6. 2016	XXX	XXX	XXX	XXX	1,848	4,279	8,366	11,290	12,567	13,956	547	431
7. 2017	XXX	XXX	XXX	XXX	XXX	2,089	6,343	8,598	10,932	13,294	582	449
8. 2018	XXX	XXX	XXX	XXX	XXX	XXX	2,013	5,200	10,425	13,089	483	8,708
9. 2019	XXX	XXX	XXX	XXX	XXX	XXX	XXX	1,728	4,322	7,153	319	8,050
10. 2020	XXX	XXX	XXX	XXX	XXX	XXX	XXX	XXX	(1,362)	(442)	63	68
11. 2021	XXX	XXX	XXX	XXX	XXX	XXX	XXX	XXX	XXX	111	10	6

SCHEDULE P - PART 3H - SECTION 2 - OTHER LIABILITY - CLAIMS-MADE

1. Prior	.000	(73)	(164)	(181)	(181)	(181)	(182)	(182)	(182)	(182)	0	0
2. 2012	31	115	148	93	90	90	91	91	91	91	0	0
3. 2013	XXX	31	126	132	129	129	129	129	129	129	0	0
4. 2014	XXX	XXX	33	110	111	111	111	111	111	111	0	0
5. 2015	XXX	XXX	XXX	12	40	40	39	39	39	40	0	0
6. 2016	XXX	XXX	XXX	XXX	22	22	22	22	22	21	0	0
7. 2017	XXX	XXX	XXX	XXX	XXX	0	0	0	0	0	0	0
8. 2018	XXX	XXX	XXX	XXX	XXX	XXX	39	46	47	48	1	23
9. 2019	XXX	XXX	XXX	XXX	XXX	XXX	XXX	4	35	30	1	124
10. 2020	XXX	XXX	XXX	XXX	XXX	XXX	XXX	XXX	16	153	2	3
11. 2021	XXX	XXX	XXX	XXX	XXX	XXX	XXX	XXX	XXX	40	1	0

ANNUAL STATEMENT FOR THE YEAR 2021 OF THE MOTORISTS MUTUAL INSURANCE COMPANY
**SCHEDULE P - PART 3I - SPECIAL PROPERTY (FIRE, ALLIED LINES, INLAND MARINE,
 EARTHQUAKE, BURGLARY, AND THEFT)**

Years in Which Losses Were Incurred	CUMULATIVE PAID NET LOSSES AND DEFENSE AND COST CONTAINMENT EXPENSES REPORTED AT YEAR END (\$000 OMITTED)										11 Number of Claims Closed With Loss Payment	12 Number of Claims Closed Without Loss Payment
	1	2	3	4	5	6	7	8	9	10		
	2012	2013	2014	2015	2016	2017	2018	2019	2020	2021		
1. Prior.....	XXX	XXX	XXX	XXX	XXX	XXX	XXX	.000	.365	.259	XXX	XXX
2. 2020.....	XXX	XXX	XXX	XXX	XXX	XXX	XXX	XXX	3,489	4,322	XXX	XXX
3. 2021.....	XXX	XXX	XXX	XXX	XXX	XXX	XXX	XXX	XXX	3,069	XXX	XXX

SCHEDULE P - PART 3J - AUTO PHYSICAL DAMAGE

1. Prior.....	XXX	XXX	XXX	XXX	XXX	XXX	XXX	.000	.296	.128	.0	.0
2. 2020.....	XXX	XXX	XXX	XXX	XXX	XXX	XXX	XXX	15,517	16,464	5,298	1,309
3. 2021.....	XXX	XXX	XXX	XXX	XXX	XXX	XXX	XXX	XXX	15,515	2,866	1,484

SCHEDULE P - PART 3K - FIDELITY/SURETY

1. Prior.....	XXX	XXX	XXX	XXX	XXX	XXX	XXX	.000	(1)	(4)	XXX	XXX
2. 2020.....	XXX	XXX	XXX	XXX	XXX	XXX	XXX	XXX	.97	.97	XXX	XXX
3. 2021.....	XXX	XXX	XXX	XXX	XXX	XXX	XXX	XXX	XXX	0	XXX	XXX

SCHEDULE P - PART 3L - OTHER (INCLUDING CREDIT, ACCIDENT AND HEALTH)

1. Prior.....	XXX	XXX	XXX	XXX	XXX	XXX	XXX	.000			XXX	XXX
2. 2020.....	XXX	XXX	XXX	XXX	XXX	XXX	XXX	XXX			XXX	XXX
3. 2021.....	XXX	XXX	XXX	XXX	XXX	XXX	XXX	XXX	XXX		XXX	XXX

NONE

SCHEDULE P - PART 3M - INTERNATIONAL

1. Prior.....	.000										XXX	XXX
2. 2012.....											XXX	XXX
3. 2013.....	XXX										XXX	XXX
4. 2014.....	XXX	XXX									XXX	XXX
5. 2015.....	XXX	XXX	XXX								XXX	XXX
6. 2016.....	XXX	XXX	XXX	XXX							XXX	XXX
7. 2017.....	XXX	XXX	XXX	XXX	XXX						XXX	XXX
8. 2018.....	XXX	XXX	XXX	XXX	XXX	XXX					XXX	XXX
9. 2019.....	XXX	XXX	XXX	XXX	XXX	XXX	XXX				XXX	XXX
10. 2020.....	XXX	XXX	XXX	XXX	XXX	XXX	XXX	XXX			XXX	XXX
11. 2021.....	XXX	XXX	XXX	XXX	XXX	XXX	XXX	XXX	XXX		XXX	XXX

NONE

ANNUAL STATEMENT FOR THE YEAR 2021 OF THE MOTORISTS MUTUAL INSURANCE COMPANY

**SCHEDULE P - PART 3N - REINSURANCE
NONPROPORTIONAL ASSUMED PROPERTY**

Years in Which Losses Were Incurred	CUMULATIVE PAID NET LOSSES AND DEFENSE AND COST CONTAINMENT EXPENSES REPORTED AT YEAR END (\$000 OMITTED)										11 Number of Claims Closed With Loss Payment	12 Number of Claims Closed Without Loss Payment
	1	2	3	4	5	6	7	8	9	10		
	2012	2013	2014	2015	2016	2017	2018	2019	2020	2021		
1. Prior	.000	290	426	527	663	746	752	784	764	794	XXX	XXX
2. 2012	770	1,584	1,730	1,795	1,843	1,880	1,868	1,887	1,887	1,889	XXX	XXX
3. 2013	XXX	630	1,138	1,239	1,271	1,270	1,268	1,265	1,265	1,265	XXX	XXX
4. 2014	XXX	XXX	421	811	984	1,017	1,069	1,077	1,074	1,074	XXX	XXX
5. 2015	XXX	XXX	XXX	199	602	745	785	810	816	817	XXX	XXX
6. 2016	XXX	XXX	XXX	XXX	654	1,100	1,220	1,289	1,302	1,310	XXX	XXX
7. 2017	XXX	XXX	XXX	XXX	XXX	306	976	1,124	1,150	1,148	XXX	XXX
8. 2018	XXX	XXX	XXX	XXX	XXX	XXX	223	1,581	1,913	1,966	XXX	XXX
9. 2019	XXX	XXX	XXX	XXX	XXX	XXX	XXX	260	1,193	1,452	XXX	XXX
10. 2020	XXX	XXX	XXX	XXX	XXX	XXX	XXX	XXX	1,159	2,062	XXX	XXX
11. 2021	XXX	XXX	XXX	XXX	XXX	XXX	XXX	XXX	XXX	558	XXX	XXX

**SCHEDULE P - PART 3O - REINSURANCE
NONPROPORTIONAL ASSUMED LIABILITY**

1. Prior	.000	541	956	1,401	1,698	2,057	2,245	2,404	2,626	2,755	XXX	XXX
2. 2012	132	264	356	447	542	598	639	645	654	687	XXX	XXX
3. 2013	XXX	163	358	461	596	633	667	683	696	707	XXX	XXX
4. 2014	XXX	XXX	82	145	215	282	302	334	342	344	XXX	XXX
5. 2015	XXX	XXX	XXX	10	107	116	149	186	186	186	XXX	XXX
6. 2016	XXX	XXX	XXX	XXX	42	260	373	490	530	558	XXX	XXX
7. 2017	XXX	XXX	XXX	XXX	XXX	57	217	394	451	515	XXX	XXX
8. 2018	XXX	XXX	XXX	XXX	XXX	XXX	120	394	526	619	XXX	XXX
9. 2019	XXX	XXX	XXX	XXX	XXX	XXX	XXX	21	114	432	XXX	XXX
10. 2020	XXX	XXX	XXX	XXX	XXX	XXX	XXX	XXX	11	343	XXX	XXX
11. 2021	XXX	XXX	XXX	XXX	XXX	XXX	XXX	XXX	XXX	68	XXX	XXX

**SCHEDULE P - PART 3P - REINSURANCE
NONPROPORTIONAL ASSUMED FINANCIAL LINES**

1. Prior	.000										XXX	XXX
2. 2012											XXX	XXX
3. 2013	XXX										XXX	XXX
4. 2014	XXX	XXX									XXX	XXX
5. 2015	XXX	XXX	XXX								XXX	XXX
6. 2016	XXX	XXX	XXX	XXX							XXX	XXX
7. 2017	XXX	XXX	XXX	XXX	XXX						XXX	XXX
8. 2018	XXX	XXX	XXX	XXX	XXX	XXX					XXX	XXX
9. 2019	XXX	XXX	XXX	XXX	XXX	XXX	XXX				XXX	XXX
10. 2020	XXX	XXX	XXX	XXX	XXX	XXX	XXX	XXX			XXX	XXX
11. 2021	XXX	XXX	XXX	XXX	XXX	XXX	XXX	XXX	XXX		XXX	XXX

NONE

ANNUAL STATEMENT FOR THE YEAR 2021 OF THE MOTORISTS MUTUAL INSURANCE COMPANY
SCHEDULE P - PART 3R - SECTION 1 - PRODUCTS LIABILITY - OCCURRENCE

Years in Which Losses Were Incurred	CUMULATIVE PAID NET LOSSES AND DEFENSE AND COST CONTAINMENT EXPENSES REPORTED AT YEAR END (\$000 OMITTED)										11 Number of Claims Closed With Loss Payment	12 Number of Claims Closed Without Loss Payment
	1	2	3	4	5	6	7	8	9	10		
	2012	2013	2014	2015	2016	2017	2018	2019	2020	2021		
1. Prior.....	.000	1,278	3,318	4,292	5,178	6,559	5,688	5,895	6,585	5,683	49	0
2. 2012.....	31	178	244	319	493	549	625	975	1,050	1,051	12	17
3. 2013.....	XXX	57	172	374	550	615	583	752	759	759	16	17
4. 2014.....	XXX	XXX	103	196	265	380	493	526	529	561	19	26
5. 2015.....	XXX	XXX	XXX	34	166	321	362	847	955	1,090	19	31
6. 2016.....	XXX	XXX	XXX	XXX	75	269	264	446	485	519	18	33
7. 2017.....	XXX	XXX	XXX	XXX	XXX	90	87	187	312	763	19	36
8. 2018.....	XXX	XXX	XXX	XXX	XXX	XXX	53	251	446	562	24	864
9. 2019.....	XXX	XXX	XXX	XXX	XXX	XXX	XXX	90	244	469	14	772
10. 2020.....	XXX	XXX	XXX	XXX	XXX	XXX	XXX	XXX	6	16	2	3
11. 2021.....	XXX	XXX	XXX	XXX	XXX	XXX	XXX	XXX	XXX	19	1	1

SCHEDULE P - PART 3R - SECTION 2 - PRODUCTS LIABILITY - CLAIMS-MADE

1. Prior.....	.000											
2. 2012.....												
3. 2013.....	XXX											
4. 2014.....	XXX	XXX										
5. 2015.....	XXX	XXX	XXX									
6. 2016.....	XXX	XXX	XXX	XXX								
7. 2017.....	XXX	XXX	XXX	XXX	XXX							
8. 2018.....	XXX	XXX	XXX	XXX	XXX	XXX						
9. 2019.....	XXX	XXX	XXX	XXX	XXX	XXX	XXX					
10. 2020.....	XXX	XXX	XXX	XXX	XXX	XXX	XXX	XXX				
11. 2021.....	XXX	XXX	XXX	XXX	XXX	XXX	XXX	XXX	XXX			

NONE

SCHEDULE P - PART 3S - FINANCIAL GUARANTY/MORTGAGE GUARANTY

1. Prior.....	XXX	XXX	XXX	XXX	XXX	XXX	XXX	XXX	XXX	XXX	XXX	XXX
2. 2020.....	XXX	XXX	XXX	XXX	XXX	XXX	XXX	XXX	XXX	XXX	XXX	XXX
3. 2021.....	XXX	XXX	XXX	XXX	XXX	XXX	XXX	XXX	XXX	XXX	XXX	XXX

NONE

SCHEDULE P - PART 3T - WARRANTY

1. Prior.....	XXX	XXX	XXX	XXX	XXX	XXX	XXX	XXX	XXX	XXX	XXX	XXX
2. 2020.....	XXX	XXX	XXX	XXX	XXX	XXX	XXX	XXX	XXX	XXX	XXX	XXX
3. 2021.....	XXX	XXX	XXX	XXX	XXX	XXX	XXX	XXX	XXX	XXX	XXX	XXX

NONE

ANNUAL STATEMENT FOR THE YEAR 2021 OF THE MOTORISTS MUTUAL INSURANCE COMPANY

SCHEDULE P - PART 4A - HOMEOWNERS/FAROWNERS

Years in Which Losses Were Incurred	BULK AND IBNR RESERVES ON NET LOSSES AND DEFENSE AND COST CONTAINMENT EXPENSES REPORTED AT YEAR END (\$000 OMITTED)									
	1	2	3	4	5	6	7	8	9	10
	2012	2013	2014	2015	2016	2017	2018	2019	2020	2021
1. Prior	802	324	118	47	18	5	7	1	1	0
2. 2012	2,041	422	125	52	15	8	21	4	1	0
3. 2013	XXX	1,774	225	110	24	14	25	24	2	0
4. 2014	XXX	XXX	1,103	(107)	(122)	(170)	(267)	(257)	24	0
5. 2015	XXX	XXX	XXX	1,608	300	176	66	35	34	2
6. 2016	XXX	XXX	XXX	XXX	1,444	399	119	70	54	17
7. 2017	XXX	XXX	XXX	XXX	XXX	1,709	400	76	75	8
8. 2018	XXX	XXX	XXX	XXX	XXX	XXX	1,602	230	179	27
9. 2019	XXX	XXX	XXX	XXX	XXX	XXX	XXX	1,921	320	75
10. 2020	XXX	XXX	XXX	XXX	XXX	XXX	XXX	XXX	686	120
11. 2021	XXX	XXX	XXX	XXX	XXX	XXX	XXX	XXX	XXX	862

SCHEDULE P - PART 4B - PRIVATE PASSENGER AUTO LIABILITY/MEDICAL

1. Prior	4,608	1,596	662	287	120	42	23	30	4	1
2. 2012	6,449	3,033	1,151	379	213	76	37	18	3	0
3. 2013	XXX	5,558	2,748	906	452	244	73	24	7	4
4. 2014	XXX	XXX	6,011	2,438	1,038	442	(228)	(412)	26	16
5. 2015	XXX	XXX	XXX	6,392	2,942	1,359	514	282	110	44
6. 2016	XXX	XXX	XXX	XXX	6,206	2,767	1,105	539	201	85
7. 2017	XXX	XXX	XXX	XXX	XXX	4,473	2,034	1,106	315	109
8. 2018	XXX	XXX	XXX	XXX	XXX	XXX	3,687	1,952	550	127
9. 2019	XXX	XXX	XXX	XXX	XXX	XXX	XXX	2,976	953	447
10. 2020	XXX	XXX	XXX	XXX	XXX	XXX	XXX	XXX	1,939	859
11. 2021	XXX	XXX	XXX	XXX	XXX	XXX	XXX	XXX	XXX	1,684

SCHEDULE P - PART 4C - COMMERCIAL AUTO/TRUCK LIABILITY/MEDICAL

1. Prior	10,656	4,800	1,793	912	549	272	84	24	22	11
2. 2012	7,294	3,488	1,617	679	289	154	67	29	15	11
3. 2013	XXX	7,525	3,302	1,427	472	328	138	37	25	21
4. 2014	XXX	XXX	5,936	3,465	1,492	909	79	(51)	74	12
5. 2015	XXX	XXX	XXX	6,897	4,148	2,815	1,452	652	280	154
6. 2016	XXX	XXX	XXX	XXX	7,105	6,099	3,476	1,431	816	195
7. 2017	XXX	XXX	XXX	XXX	XXX	11,625	7,209	4,153	1,819	538
8. 2018	XXX	XXX	XXX	XXX	XXX	XXX	13,079	8,544	4,344	1,489
9. 2019	XXX	XXX	XXX	XXX	XXX	XXX	XXX	15,595	8,897	3,657
10. 2020	XXX	XXX	XXX	XXX	XXX	XXX	XXX	XXX	13,596	7,726
11. 2021	XXX	XXX	XXX	XXX	XXX	XXX	XXX	XXX	XXX	16,572

**SCHEDULE P - PART 4D - WORKERS' COMPENSATION
(EXCLUDING EXCESS WORKERS' COMPENSATION)**

1. Prior	172,467	142,936	123,387	93,761	74,596	45,316	48,167	32,243	27,345	18,644
2. 2012	40,908	28,479	16,634	15,544	10,135	5,358	2,725	2,262	3,841	3,901
3. 2013	XXX	46,304	29,362	24,197	17,144	11,226	7,979	6,062	7,099	6,525
4. 2014	XXX	XXX	45,335	34,493	25,139	18,664	14,412	12,973	11,158	6,300
5. 2015	XXX	XXX	XXX	45,729	36,683	24,561	18,672	12,401	10,775	9,892
6. 2016	XXX	XXX	XXX	XXX	50,872	36,579	27,105	19,088	12,108	11,130
7. 2017	XXX	XXX	XXX	XXX	XXX	71,515	42,124	35,040	19,594	11,258
8. 2018	XXX	XXX	XXX	XXX	XXX	XXX	53,290	49,162	29,842	15,726
9. 2019	XXX	XXX	XXX	XXX	XXX	XXX	XXX	59,586	47,982	19,715
10. 2020	XXX	XXX	XXX	XXX	XXX	XXX	XXX	XXX	46,626	31,212
11. 2021	XXX	XXX	XXX	XXX	XXX	XXX	XXX	XXX	XXX	57,265

SCHEDULE P - PART 4E - COMMERCIAL MULTIPLE PERIL

1. Prior	4,694	3,877	2,964	2,828	2,806	2,757	2,508	2,858	2,314	920
2. 2012	1,348	505	339	204	73	45	13	2	0	1
3. 2013	XXX	1,392	393	216	136	101	18	3	2	3
4. 2014	XXX	XXX	1,036	421	41	19	(363)	(391)	12	8
5. 2015	XXX	XXX	XXX	1,621	334	284	118	49	16	6
6. 2016	XXX	XXX	XXX	XXX	843	467	209	76	25	3
7. 2017	XXX	XXX	XXX	XXX	XXX	1,601	446	251	68	55
8. 2018	XXX	XXX	XXX	XXX	XXX	XXX	1,459	367	328	99
9. 2019	XXX	XXX	XXX	XXX	XXX	XXX	XXX	1,802	1,415	697
10. 2020	XXX	XXX	XXX	XXX	XXX	XXX	XXX	XXX	6,890	4,897
11. 2021	XXX	XXX	XXX	XXX	XXX	XXX	XXX	XXX	XXX	11,018

ANNUAL STATEMENT FOR THE YEAR 2021 OF THE MOTORISTS MUTUAL INSURANCE COMPANY

SCHEDULE P - PART 4F - SECTION 1 - MEDICAL PROFESSIONAL LIABILITY - OCCURRENCE

Years in Which Losses Were Incurred	BULK AND IBNR RESERVES ON NET LOSSES AND DEFENSE AND COST CONTAINMENT EXPENSES REPORTED AT YEAR END (\$000 OMITTED)									
	1	2	3	4	5	6	7	8	9	10
	2012	2013	2014	2015	2016	2017	2018	2019	2020	2021
1. Prior										
2. 2012										
3. 2013	XXX									
4. 2014	XXX	XXX								
5. 2015	XXX	XXX	XX							
6. 2016	XXX	XXX	XX	XX						
7. 2017	XXX	XXX	XX	XXX	XXX					
8. 2018	XXX	XXX	XXX	XXX	XXX	XXX				
9. 2019	XXX	XXX	XXX	XXX	XXX	XXX	XXX			
10. 2020	XXX	XXX	XXX	XXX	XXX	XXX	XXX	XXX		
11. 2021	XXX	XXX	XXX	XXX	XXX	XXX	XXX	XXX	XXX	

NONE

SCHEDULE P - PART 4F - SECTION 2 - MEDICAL PROFESSIONAL LIABILITY - CLAIMS-MADE

1. Prior										
2. 2012										
3. 2013	XXX									
4. 2014	XXX	XXX								
5. 2015	XXX	XXX	XXX							
6. 2016	XXX	XXX	XX	XXX						
7. 2017	XXX	XXX	XX	XXX	XXX					
8. 2018	XXX	XXX	XX	XXX	XXX	XX				
9. 2019	XXX	XXX	XX	XXX	XXX	XX	XXX			
10. 2020	XXX	XXX	XXX	XXX	XXX	XXX	XXX	XXX		
11. 2021	XXX	XXX	XXX	XXX	XXX	XXX	XXX	XXX	XXX	XXX

NONE

SCHEDULE P - PART 4G - SPECIAL LIABILITY (OCEAN MARINE, AIRCRAFT (ALL PERILS), BOILER AND MACHINERY)

1. Prior	.0	.0	.0	.0	.0	.0	.6	.0	.0	.0
2. 2012	.4	.0	.0	.0	.0	.0	.3	.0	.0	.0
3. 2013	XXX	.0	.0	.0	.0	.0	.4	.0	.0	.0
4. 2014	XXX	XXX	.1	.0	.0	.0	.5	.0	.0	.0
5. 2015	XXX	XXX	XXX	.0	.0	.0	.5	.0	.0	.0
6. 2016	XXX	XXX	XXX	XXX	.0	.0	.6	.0	.0	.0
7. 2017	XXX	XXX	XXX	XXX	XXX	.3	.7	.0	.0	.0
8. 2018	XXX	XXX	XXX	XXX	XXX	XXX	.8	.0	.0	.0
9. 2019	XXX	XXX	XXX	XXX	XXX	XXX	XXX	.3	.0	.0
10. 2020	XXX	XXX	XXX	XXX	XXX	XXX	XXX	XXX	.1	.0
11. 2021	XXX	XXX	XXX	XXX	XXX	XXX	XXX	XXX	XXX	1

SCHEDULE P - PART 4H - SECTION 1 - OTHER LIABILITY - OCCURRENCE

1. Prior	14,469	9,872	6,647	4,938	4,167	3,515	3,494	2,806	2,364	1,631
2. 2012	5,926	3,758	2,323	1,428	726	526	311	198	132	61
3. 2013	XXX	6,411	4,083	2,355	1,424	764	610	299	143	121
4. 2014	XXX	XXX	6,659	4,345	2,347	1,349	898	591	454	148
5. 2015	XXX	XXX	XXX	7,928	5,929	3,621	2,861	1,437	1,014	470
6. 2016	XXX	XXX	XXX	XXX	8,347	5,599	4,376	3,061	1,950	934
7. 2017	XXX	XXX	XXX	XXX	XXX	10,100	8,251	5,390	3,717	1,848
8. 2018	XXX	XXX	XXX	XXX	XXX	XXX	11,605	9,229	5,384	2,623
9. 2019	XXX	XXX	XXX	XXX	XXX	XXX	XXX	10,559	8,284	4,952
10. 2020	XXX	XXX	XXX	XXX	XXX	XXX	XXX	XXX	8,502	6,425
11. 2021	XXX	XXX	XXX	XXX	XXX	XXX	XXX	XXX	XXX	8,013

SCHEDULE P - PART 4H - SECTION 2 - OTHER LIABILITY - CLAIMS-MADE

1. Prior	.0	.0	.0	.0	.0	.0	.0	.0	.0	.0
2. 2012	.0	.0	.0	.0	.0	.0	.0	.0	.0	.0
3. 2013	XXX	.0	.0	.0	.0	.0	.0	.0	.0	.0
4. 2014	XXX	XXX	.0	.0	.0	.0	.0	.0	.0	.0
5. 2015	XXX	XXX	XXX	.0	.0	.0	.0	.0	.0	.0
6. 2016	XXX	XXX	XXX	XXX	.0	.0	.0	.0	.0	.0
7. 2017	XXX	XXX	XXX	XXX	XXX	.0	.2	.0	.0	.0
8. 2018	XXX	XXX	XXX	XXX	XXX	XXX	.30	.26	.63	.29
9. 2019	XXX	XXX	XXX	XXX	XXX	XXX	XXX	.160	.135	.42
10. 2020	XXX	XXX	XXX	XXX	XXX	XXX	XXX	XXX	.666	.416
11. 2021	XXX	XXX	XXX	XXX	XXX	XXX	XXX	XXX	XXX	836

ANNUAL STATEMENT FOR THE YEAR 2021 OF THE MOTORISTS MUTUAL INSURANCE COMPANY
SCHEDULE P - PART 4I - SPECIAL PROPERTY (FIRE, ALLIED LINES, INLAND MARINE, EARTHQUAKE, BURGLARY, AND THEFT)

Years in Which Losses Were Incurred	BULK AND IBNR RESERVES ON NET LOSSES AND DEFENSE AND COST CONTAINMENT EXPENSES REPORTED AT YEAR END (\$000 OMITTED)									
	1	2	3	4	5	6	7	8	9	10
	2012	2013	2014	2015	2016	2017	2018	2019	2020	2021
1. Prior	XXX	XXX	XXX	XXX	XXX	XXX	XXX	338	28	4
2. 2020	XXX	XXX	XXX	XXX	XXX	XXX	XXX	XXX	213	16
3. 2021	XXX	XXX	XXX	XXX	XXX	XXX	XXX	XXX	XXX	230

SCHEDULE P - PART 4J - AUTO PHYSICAL DAMAGE

1. Prior	XXX	XXX	XXX	XXX	XXX	XXX	XXX	(717)	.17	8
2. 2020	XXX	XXX	XXX	XXX	XXX	XXX	XXX	XXX	110	8
3. 2021	XXX	XXX	XXX	XXX	XXX	XXX	XXX	XXX	XXX	122

SCHEDULE P - PART 4K - FIDELITY/SURETY

1. Prior	XXX	XXX	XXX	XXX	XXX	XXX	XXX	.61	.0	.0
2. 2020	XXX	XXX	XXX	XXX	XXX	XXX	XXX	XXX	.0	.0
3. 2021	XXX	XXX	XXX	XXX	XXX	XXX	XXX	XXX	XXX	0

SCHEDULE P - PART 4L - OTHER (INCLUDING CREDIT, ACCIDENT AND HEALTH)

1. Prior	XXX	XXX	XXX	XXX	XXX	XXX	XXX	.0	.0	.0
2. 2020	XXX	XXX	XXX	XXX	XXX	XXX	XXX	XXX	.0	.0
3. 2021	XXX	XXX	XXX	XXX	XXX	XXX	XXX	XXX	XXX	0

SCHEDULE P - PART 4M - INTERNATIONAL

1. Prior										
2. 2012										
3. 2013	XXX									
4. 2014	XXX	XXX								
5. 2015	XXX	XXX	XXX							
6. 2016	XXX	XXX	XXX	XXX						
7. 2017	XXX	XXX	XXX	XXX	XXX					
8. 2018	XXX	XXX	XXX	XXX	XXX	XXX				
9. 2019	XXX	XXX	XXX	XXX	XXX	XXX	XXX			
10. 2020	XXX	XXX	XXX	XXX	XXX	XXX	XXX	XXX		
11. 2021	XXX	XXX	XXX	XXX	XXX	XXX	XXX	XXX	XXX	

NONE

ANNUAL STATEMENT FOR THE YEAR 2021 OF THE MOTORISTS MUTUAL INSURANCE COMPANY

**SCHEDULE P - PART 4N - REINSURANCE
NONPROPORTIONAL ASSUMED PROPERTY**

Years in Which Losses Were Incurred	BULK AND IBNR RESERVES ON NET LOSSES AND DEFENSE AND COST CONTAINMENT EXPENSES REPORTED AT YEAR END (\$000 OMITTED)									
	1	2	3	4	5	6	7	8	9	10
	2012	2013	2014	2015	2016	2017	2018	2019	2020	2021
1. Prior	872	737	637	544	296	272	161	184	178	(164)
2. 2012	596	278	223	151	17	8	3	3	0	0
3. 2013	XXX	389	183	149	62	34	1	1	0	0
4. 2014	XXX	XXX	233	51	21	12	0	0	0	0
5. 2015	XXX	XXX	XXX	228	30	23	6	6	0	0
6. 2016	XXX	XXX	XXX	XXX	240	90	13	4	0	0
7. 2017	XXX	XXX	XXX	XXX	XXX	161	15	13	3	0
8. 2018	XXX	XXX	XXX	XXX	XXX	XXX	220	19	3	2
9. 2019	XXX	XXX	XXX	XXX	XXX	XXX	XXX	266	42	5
10. 2020	XXX	XXX	XXX	XXX	XXX	XXX	XXX	XXX	161	20
11. 2021	XXX	XXX	XXX	XXX	XXX	XXX	XXX	XXX	XXX	518

**SCHEDULE P - PART 4O - REINSURANCE
NONPROPORTIONAL ASSUMED LIABILITY**

1. Prior	4,575	4,252	3,786	3,332	2,764	2,251	1,973	1,758	1,625	1,619
2. 2012	626	780	776	597	418	349	277	221	196	172
3. 2013	XXX	539	656	539	339	321	226	215	205	171
4. 2014	XXX	XXX	447	374	310	289	222	186	183	169
5. 2015	XXX	XXX	XXX	312	240	216	147	130	113	108
6. 2016	XXX	XXX	XXX	XXX	323	235	226	220	170	156
7. 2017	XXX	XXX	XXX	XXX	XXX	462	248	263	204	192
8. 2018	XXX	XXX	XXX	XXX	XXX	XXX	586	467	360	303
9. 2019	XXX	XXX	XXX	XXX	XXX	XXX	XXX	1,186	691	415
10. 2020	XXX	XXX	XXX	XXX	XXX	XXX	XXX	XXX	1,452	878
11. 2021	XXX	XXX	XXX	XXX	XXX	XXX	XXX	XXX	XXX	1,976

**SCHEDULE P - PART 4P - REINSURANCE
NONPROPORTIONAL ASSUMED FINANCIAL LINES**

1. Prior										
2. 2012										
3. 2013	XXX									
4. 2014	XXX	XXX								
5. 2015	XXX	XXX	XXX							
6. 2016	XXX	XXX	XXX	XXX						
7. 2017	XXX	XXX	XXX	XXX	XXX					
8. 2018	XXX	XXX	XXX	XXX	XXX	XXX				
9. 2019	XXX	XXX	XXX	XXX	XXX	XXX	XXX			
10. 2020	XXX	XXX	XXX	XXX	XXX	XXX	XXX	XXX		
11. 2021	XXX	XXX	XXX	XXX	XXX	XXX	XXX	XXX	XXX	

NONE

ANNUAL STATEMENT FOR THE YEAR 2021 OF THE MOTORISTS MUTUAL INSURANCE COMPANY
SCHEDULE P - PART 4R - SECTION 1 - PRODUCTS LIABILITY - OCCURRENCE

Years in Which Losses Were Incurred	BULK AND IBNR RESERVES ON NET LOSSES AND DEFENSE AND COST CONTAINMENT EXPENSES REPORTED AT YEAR END (\$000 OMITTED)									
	1	2	3	4	5	6	7	8	9	10
	2012	2013	2014	2015	2016	2017	2018	2019	2020	2021
1. Prior.....	3,972	4,180	4,067	3,221	2,664	2,086	1,353	1,562	831	563
2. 2012.....	535	369	511	323	146	122	84	75	21	11
3. 2013.....	XXX	572	300	192	133	241	40	35	8	9
4. 2014.....	XXX	XXX	486	335	452	450	159	39	23	6
5. 2015.....	XXX	XXX	XXX	631	501	891	388	177	113	64
6. 2016.....	XXX	XXX	XXX	XXX	708	1,430	507	248	94	39
7. 2017.....	XXX	XXX	XXX	XXX	XXX	2,471	1,102	956	292	138
8. 2018.....	XXX	XXX	XXX	XXX	XXX	XXX	1,263	884	345	179
9. 2019.....	XXX	XXX	XXX	XXX	XXX	XXX	XXX	969	457	325
10. 2020.....	XXX	XXX	XXX	XXX	XXX	XXX	XXX	XXX	279	226
11. 2021.....	XXX	XXX	XXX	XXX	XXX	XXX	XXX	XXX	XXX	125

SCHEDULE P - PART 4R - SECTION 2 - PRODUCTS LIABILITY - CLAIMS-MADE

1. Prior.....										
2. 2012.....										
3. 2013.....	XXX									
4. 2014.....	XXX	XXX								
5. 2015.....	XXX	XXX	XXX							
6. 2016.....	XXX	XXX	XXX	XXX						
7. 2017.....	XXX	XXX	XXX	XXX	XXX					
8. 2018.....	XXX	XXX	XXX	XXX	XXX	XXX				
9. 2019.....	XXX	XXX	XXX	XXX	XXX	XXX	XXX			
10. 2020.....	XXX	XXX	XXX	XXX	XXX	XXX	XXX	XXX		
11. 2021.....	XXX	XXX	XXX	XXX	XXX	XXX	XXX	XXX	XXX	

NONE

SCHEDULE P - PART 4S - FINANCIAL GUARANTY/MORTGAGE GUARANTY

1. Prior.....	XXX	XXX	XXX	XXX	XXX	XXX	XXX	XXX	XXX	XXX
2. 2020.....	XXX	XXX	XXX	XXX	XXX	XXX	XXX	XXX	XXX	XXX
3. 2021.....	XXX	XXX	XXX	XXX	XXX	XXX	XXX	XXX	XXX	XXX

NONE

SCHEDULE P - PART 4T - WARRANTY

1. Prior.....	XXX	XXX	XXX	XXX	XXX	XXX	XXX	XXX	XXX	XXX
2. 2020.....	XXX	XXX	XXX	XXX	XXX	XXX	XXX	XXX	XXX	XXX
3. 2021.....	XXX	XXX	XXX	XXX	XXX	XXX	XXX	XXX	XXX	XXX

NONE

ANNUAL STATEMENT FOR THE YEAR 2021 OF THE MOTORISTS MUTUAL INSURANCE COMPANY
SCHEDULE P - PART 5A - HOMEOWNERS/FARMOWNERS
SECTION 1

Years in Which Premiums Were Earned and Losses Were Incurred	CUMULATIVE NUMBER OF CLAIMS CLOSED WITH LOSS PAYMENT DIRECT AND ASSUMED AT YEAR END									
	1	2	3	4	5	6	7	8	9	10
	2012	2013	2014	2015	2016	2017	2018	2019	2020	2021
1. Prior	758	82	31	8	3	4	1	1	1	0
2. 2012	3,678	4,198	4,229	4,238	4,243	4,244	4,245	4,246	4,246	4,246
3. 2013	XXX	2,535	2,912	2,947	2,951	2,957	2,956	2,958	2,958	2,958
4. 2014	XXX	XXX	2,292	2,594	2,623	2,634	2,637	2,639	2,639	2,639
5. 2015	XXX	XXX	XXX	1,665	1,975	2,004	2,010	2,012	2,015	2,016
6. 2016	XXX	XXX	XXX	XXX	1,469	1,707	1,733	1,741	1,742	1,744
7. 2017	XXX	XXX	XXX	XXX	XXX	1,651	2,100	2,129	2,135	2,136
8. 2018	XXX	XXX	XXX	XXX	XXX	XXX	1,221	1,447	1,472	1,475
9. 2019	XXX	XXX	XXX	XXX	XXX	XXX	XXX	1,218	1,470	1,490
10. 2020	XXX	XXX	XXX	XXX	XXX	XXX	XXX	XXX	1,267	1,530
11. 2021	XXX	XXX	XXX	XXX	XXX	XXX	XXX	XXX	XXX	595

SECTION 2

Years in Which Premiums Were Earned and Losses Were Incurred	NUMBER OF CLAIMS OUTSTANDING DIRECT AND ASSUMED AT YEAR END									
	1	2	3	4	5	6	7	8	9	10
	2012	2013	2014	2015	2016	2017	2018	2019	2020	2021
1. Prior	122	46	25	11	6	2	2	0	1	0
2. 2012	401	44	24	6	3	2	2	0	2	0
3. 2013	XXX	318	47	17	10	6	5	0	2	3
4. 2014	XXX	XXX	288	46	18	8	5	0	2	2
5. 2015	XXX	XXX	XXX	280	36	12	6	0	3	2
6. 2016	XXX	XXX	XXX	XXX	218	34	10	0	4	3
7. 2017	XXX	XXX	XXX	XXX	XXX	446	30	3	6	4
8. 2018	XXX	XXX	XXX	XXX	XXX	XXX	177	7	16	4
9. 2019	XXX	XXX	XXX	XXX	XXX	XXX	XXX	41	131	10
10. 2020	XXX	XXX	XXX	XXX	XXX	XXX	XXX	XXX	126	29
11. 2021	XXX	XXX	XXX	XXX	XXX	XXX	XXX	XXX	XXX	177

SECTION 3

Years in Which Premiums Were Earned and Losses Were Incurred	CUMULATIVE NUMBER OF CLAIMS REPORTED DIRECT AND ASSUMED AT YEAR END									
	1	2	3	4	5	6	7	8	9	10
	2012	2013	2014	2015	2016	2017	2018	2019	2020	2021
1. Prior	421	38	21	6	1	5	1	0	1	0
2. 2012	5,104	5,400	5,423	5,430	5,431	5,432	5,433	5,432	5,434	5,433
3. 2013	XXX	3,643	3,863	3,882	3,885	3,888	3,889	3,886	3,888	3,889
4. 2014	XXX	XXX	3,387	3,566	3,576	3,579	3,581	3,579	3,582	3,582
5. 2015	XXX	XXX	XXX	2,579	2,732	2,746	2,748	2,746	2,751	2,750
6. 2016	XXX	XXX	XXX	XXX	2,221	2,343	2,354	2,354	2,360	2,361
7. 2017	XXX	XXX	XXX	XXX	XXX	2,679	2,802	2,810	2,821	2,821
8. 2018	XXX	XXX	XXX	XXX	XXX	XXX	2,835	2,941	2,980	2,973
9. 2019	XXX	XXX	XXX	XXX	XXX	XXX	XXX	2,977	3,385	3,292
10. 2020	XXX	XXX	XXX	XXX	XXX	XXX	XXX	XXX	1,770	1,996
11. 2021	XXX	XXX	XXX	XXX	XXX	XXX	XXX	XXX	XXX	1,028

ANNUAL STATEMENT FOR THE YEAR 2021 OF THE MOTORISTS MUTUAL INSURANCE COMPANY
SCHEDULE P - PART 5B - PRIVATE PASSENGER AUTO LIABILITY/MEDICAL
SECTION 1

Years in Which Premiums Were Earned and Losses Were Incurred	CUMULATIVE NUMBER OF CLAIMS CLOSED WITH LOSS PAYMENT DIRECT AND ASSUMED AT YEAR END									
	1	2	3	4	5	6	7	8	9	10
	2012	2013	2014	2015	2016	2017	2018	2019	2020	2021
1. Prior	1,262	311	104	41	24	7	81	1	1	1
2. 2012	3,234	4,235	4,417	4,471	4,499	4,506	4,507	4,511	4,511	4,511
3. 2013	XXX	3,255	4,217	4,389	4,449	4,472	4,477	4,481	4,483	4,483
4. 2014	XXX	XXX	3,344	4,282	4,461	4,522	4,543	4,547	4,550	4,552
5. 2015	XXX	XXX	XXX	2,889	3,802	3,962	3,986	4,004	4,011	4,015
6. 2016	XXX	XXX	XXX	XXX	2,292	3,074	3,181	3,209	3,218	3,224
7. 2017	XXX	XXX	XXX	XXX	XXX	1,959	2,530	2,614	2,642	2,653
8. 2018	XXX	XXX	XXX	XXX	XXX	XXX	1,781	2,253	2,332	2,351
9. 2019	XXX	XXX	XXX	XXX	XXX	XXX	XXX	1,373	1,792	1,836
10. 2020	XXX	XXX	XXX	XXX	XXX	XXX	XXX	XXX	844	989
11. 2021	XXX	XXX	XXX	XXX	XXX	XXX	XXX	XXX	XXX	264

SECTION 2

Years in Which Premiums Were Earned and Losses Were Incurred	NUMBER OF CLAIMS OUTSTANDING DIRECT AND ASSUMED AT YEAR END									
	1	2	3	4	5	6	7	8	9	10
	2012	2013	2014	2015	2016	2017	2018	2019	2020	2021
1. Prior	544	222	100	52	24	16	15	2	13	11
2. 2012	1,279	290	113	50	14	8	4	0	0	0
3. 2013	XXX	1,203	271	108	34	17	8	0	3	1
4. 2014	XXX	XXX	1,254	282	98	50	14	1	6	3
5. 2015	XXX	XXX	XXX	1,070	161	78	35	3	9	3
6. 2016	XXX	XXX	XXX	XXX	1,036	182	60	4	17	6
7. 2017	XXX	XXX	XXX	XXX	XXX	768	125	10	32	13
8. 2018	XXX	XXX	XXX	XXX	XXX	XXX	583	19	49	24
9. 2019	XXX	XXX	XXX	XXX	XXX	XXX	XXX	79	85	38
10. 2020	XXX	XXX	XXX	XXX	XXX	XXX	XXX	XXX	261	54
11. 2021	XXX	XXX	XXX	XXX	XXX	XXX	XXX	XXX	XXX	207

SECTION 3

Years in Which Premiums Were Earned and Losses Were Incurred	CUMULATIVE NUMBER OF CLAIMS REPORTED DIRECT AND ASSUMED AT YEAR END									
	1	2	3	4	5	6	7	8	9	10
	2012	2013	2014	2015	2016	2017	2018	2019	2020	2021
1. Prior	355	59	12	4	8	3	13	(1)	12	0
2. 2012	5,475	5,764	5,802	5,810	5,813	5,817	5,814	5,813	5,813	5,813
3. 2013	XXX	5,466	5,749	5,781	5,786	5,796	5,795	5,793	5,797	5,796
4. 2014	XXX	XXX	5,717	5,951	5,986	6,013	6,012	6,004	6,012	6,012
5. 2015	XXX	XXX	XXX	4,903	5,187	5,303	5,303	5,292	5,307	5,305
6. 2016	XXX	XXX	XXX	XXX	4,096	4,287	4,313	4,298	4,325	4,323
7. 2017	XXX	XXX	XXX	XXX	XXX	3,338	3,492	3,465	3,528	3,523
8. 2018	XXX	XXX	XXX	XXX	XXX	XXX	5,483	5,536	5,688	5,687
9. 2019	XXX	XXX	XXX	XXX	XXX	XXX	XXX	3,985	4,576	4,582
10. 2020	XXX	XXX	XXX	XXX	XXX	XXX	XXX	XXX	1,306	1,281
11. 2021	XXX	XXX	XXX	XXX	XXX	XXX	XXX	XXX	XXX	628

ANNUAL STATEMENT FOR THE YEAR 2021 OF THE MOTORISTS MUTUAL INSURANCE COMPANY
SCHEDULE P - PART 5C - COMMERCIAL AUTO/TRUCK LIABILITY/MEDICAL
SECTION 1

Years in Which Premiums Were Earned and Losses Were Incurred	CUMULATIVE NUMBER OF CLAIMS CLOSED WITH LOSS PAYMENT DIRECT AND ASSUMED AT YEAR END									
	1	2	3	4	5	6	7	8	9	10
	2012	2013	2014	2015	2016	2017	2018	2019	2020	2021
1. Prior	501	157	81	32	20	6	28	3	1	1
2. 2012	973	1,285	1,346	1,373	1,391	1,395	1,404	1,405	1,406	1,406
3. 2013	XXX	1,049	1,353	1,416	1,450	1,466	1,483	1,487	1,488	1,489
4. 2014	XXX	XXX	1,141	1,472	1,548	1,578	1,612	1,619	1,621	1,622
5. 2015	XXX	XXX	XXX	1,170	1,551	1,630	1,707	1,722	1,725	1,729
6. 2016	XXX	XXX	XXX	XXX	1,205	1,654	1,830	1,861	1,873	1,878
7. 2017	XXX	XXX	XXX	XXX	XXX	1,197	1,840	1,930	1,956	1,977
8. 2018	XXX	XXX	XXX	XXX	XXX	XXX	3,019	3,429	3,505	3,543
9. 2019	XXX	XXX	XXX	XXX	XXX	XXX	XXX	1,145	1,397	1,448
10. 2020	XXX	XXX	XXX	XXX	XXX	XXX	XXX	XXX	252	419
11. 2021	XXX	XXX	XXX	XXX	XXX	XXX	XXX	XXX	XXX	744

SECTION 2

Years in Which Premiums Were Earned and Losses Were Incurred	NUMBER OF CLAIMS OUTSTANDING DIRECT AND ASSUMED AT YEAR END									
	1	2	3	4	5	6	7	8	9	10
	2012	2013	2014	2015	2016	2017	2018	2019	2020	2021
1. Prior	327	162	76	41	15	9	152	28	2	3
2. 2012	371	110	62	32	2	6	41	6	1	1
3. 2013	XXX	371	118	64	25	19	63	9	3	3
4. 2014	XXX	XXX	434	125	45	31	76	14	6	5
5. 2015	XXX	XXX	XXX	445	97	76	109	17	11	10
6. 2016	XXX	XXX	XXX	XXX	570	147	162	24	18	10
7. 2017	XXX	XXX	XXX	XXX	XXX	549	328	39	62	41
8. 2018	XXX	XXX	XXX	XXX	XXX	XXX	1,620	66	97	57
9. 2019	XXX	XXX	XXX	XXX	XXX	XXX	XXX	307	142	95
10. 2020	XXX	XXX	XXX	XXX	XXX	XXX	XXX	XXX	326	122
11. 2021	XXX	XXX	XXX	XXX	XXX	XXX	XXX	XXX	XXX	446

SECTION 3

Years in Which Premiums Were Earned and Losses Were Incurred	CUMULATIVE NUMBER OF CLAIMS REPORTED DIRECT AND ASSUMED AT YEAR END									
	1	2	3	4	5	6	7	8	9	10
	2012	2013	2014	2015	2016	2017	2018	2019	2020	2021
1. Prior	233	59	3	4	1	7	237	(32)	(3)	2
2. 2012	1,674	1,819	1,843	1,847	1,844	1,855	1,900	1,866	1,862	1,862
3. 2013	XXX	1,790	1,937	1,958	1,962	1,977	2,054	2,004	2,000	2,001
4. 2014	XXX	XXX	1,961	2,110	2,129	2,155	2,261	2,210	2,205	2,206
5. 2015	XXX	XXX	XXX	2,023	2,199	2,274	2,424	2,355	2,352	2,354
6. 2016	XXX	XXX	XXX	XXX	2,240	2,439	2,691	2,597	2,607	2,609
7. 2017	XXX	XXX	XXX	XXX	XXX	2,218	2,840	2,655	2,717	2,725
8. 2018	XXX	XXX	XXX	XXX	XXX	XXX	15,951	14,964	15,076	15,088
9. 2019	XXX	XXX	XXX	XXX	XXX	XXX	XXX	14,355	14,498	14,528
10. 2020	XXX	XXX	XXX	XXX	XXX	XXX	XXX	XXX	685	892
11. 2021	XXX	XXX	XXX	XXX	XXX	XXX	XXX	XXX	XXX	1,904

ANNUAL STATEMENT FOR THE YEAR 2021 OF THE MOTORISTS MUTUAL INSURANCE COMPANY

**SCHEDULE P - PART 5D - WORKERS' COMPENSATION
(EXCLUDING EXCESS WORKERS' COMPENSATION)**

SECTION 1

Years in Which Premiums Were Earned and Losses Were Incurred	CUMULATIVE NUMBER OF CLAIMS CLOSED WITH LOSS PAYMENT DIRECT AND ASSUMED AT YEAR END									
	1	2	3	4	5	6	7	8	9	10
	2012	2013	2014	2015	2016	2017	2018	2019	2020	2021
1. Prior	2,382	637	113	694	(275)	(210)	(5,256)	6	37	9
2. 2012	3,538	5,734	6,019	6,489	6,254	6,351	4,127	4,131	4,137	4,142
3. 2013	XXX	4,357	6,696	7,285	7,263	7,439	4,663	4,669	4,681	4,690
4. 2014	XXX	XXX	5,043	7,427	7,627	7,983	4,753	4,764	4,776	4,784
5. 2015	XXX	XXX	XXX	4,570	6,602	7,079	4,025	4,037	4,055	4,063
6. 2016	XXX	XXX	XXX	XXX	4,647	7,574	4,928	4,952	4,990	4,998
7. 2017	XXX	XXX	XXX	XXX	XXX	5,769	4,535	4,601	4,661	4,692
8. 2018	XXX	XXX	XXX	XXX	XXX	XXX	204	434	620	686
9. 2019	XXX	XXX	XXX	XXX	XXX	XXX	XXX	122	1,630	1,813
10. 2020	XXX	XXX	XXX	XXX	XXX	XXX	XXX	XXX	3,477	4,526
11. 2021	XXX	XXX	XXX	XXX	XXX	XXX	XXX	XXX	XXX	3,599

SECTION 2

Years in Which Premiums Were Earned and Losses Were Incurred	NUMBER OF CLAIMS OUTSTANDING DIRECT AND ASSUMED AT YEAR END									
	1	2	3	4	5	6	7	8	9	10
	2012	2013	2014	2015	2016	2017	2018	2019	2020	2021
1. Prior	5,813	5,833	5,839	5,838	5,838	5,841	82	210	220	234
2. 2012	1,447	1,552	1,566	1,568	1,568	1,569	8	60	45	47
3. 2013	XXX	1,113	1,207	1,217	1,218	1,218	18	126	110	112
4. 2014	XXX	XXX	1,177	1,267	1,272	1,274	17	175	147	156
5. 2015	XXX	XXX	XXX	930	1,003	1,009	28	404	368	403
6. 2016	XXX	XXX	XXX	XXX	885	971	46	389	331	369
7. 2017	XXX	XXX	XXX	XXX	XXX	1,011	109	485	414	433
8. 2018	XXX	XXX	XXX	XXX	XXX	XXX	282	714	555	563
9. 2019	XXX	XXX	XXX	XXX	XXX	XXX	XXX	1,663	688	607
10. 2020	XXX	XXX	XXX	XXX	XXX	XXX	XXX	XXX	1,233	811
11. 2021	XXX	XXX	XXX	XXX	XXX	XXX	XXX	XXX	XXX	1,679

SECTION 3

Years in Which Premiums Were Earned and Losses Were Incurred	CUMULATIVE NUMBER OF CLAIMS REPORTED DIRECT AND ASSUMED AT YEAR END									
	1	2	3	4	5	6	7	8	9	10
	2012	2013	2014	2015	2016	2017	2018	2019	2020	2021
1. Prior	14,306	24,613	27,842	282	(216)	(51)	(6,427)	(12)	254	56
2. 2012	7,169	7,612	7,729	8,095	7,810	7,975	5,299	5,296	5,359	5,376
3. 2013	XXX	7,941	8,400	8,473	8,600	8,794	5,551	5,541	5,675	5,699
4. 2014	XXX	XXX	8,321	7,922	9,047	9,429	5,643	5,639	5,810	5,839
5. 2015	XXX	XXX	XXX	7,633	8,134	8,565	4,854	4,843	5,244	5,302
6. 2016	XXX	XXX	XXX	XXX	8,243	9,194	5,733	5,717	6,096	6,150
7. 2017	XXX	XXX	XXX	XXX	XXX	9,516	5,680	5,654	6,133	6,191
8. 2018	XXX	XXX	XXX	XXX	XXX	XXX	26,622	26,620	27,356	27,436
9. 2019	XXX	XXX	XXX	XXX	XXX	XXX	XXX	46,583	48,714	48,825
10. 2020	XXX	XXX	XXX	XXX	XXX	XXX	XXX	XXX	5,564	6,162
11. 2021	XXX	XXX	XXX	XXX	XXX	XXX	XXX	XXX	XXX	6,307

ANNUAL STATEMENT FOR THE YEAR 2021 OF THE MOTORISTS MUTUAL INSURANCE COMPANY
SCHEDULE P - PART 5E - COMMERCIAL MULTIPLE PERIL
SECTION 1

Years in Which Premiums Were Earned and Losses Were Incurred	CUMULATIVE NUMBER OF CLAIMS CLOSED WITH LOSS PAYMENT DIRECT AND ASSUMED AT YEAR END									
	1	2	3	4	5	6	7	8	9	10
	2012	2013	2014	2015	2016	2017	2018	2019	2020	2021
1. Prior	282	55	21	10	4	3	0	0	0	0
2. 2012	888	1,093	1,117	1,125	1,126	1,128	1,129	1,130	1,130	1,130
3. 2013	XXX	620	808	828	838	840	842	842	842	842
4. 2014	XXX	XXX	676	849	879	887	891	892	892	892
5. 2015	XXX	XXX	XXX	510	645	659	665	666	666	667
6. 2016	XXX	XXX	XXX	XXX	488	636	648	653	658	659
7. 2017	XXX	XXX	XXX	XXX	XXX	569	740	751	763	764
8. 2018	XXX	XXX	XXX	XXX	XXX	XXX	458	556	604	608
9. 2019	XXX	XXX	XXX	XXX	XXX	XXX	XXX	374	499	512
10. 2020	XXX	XXX	XXX	XXX	XXX	XXX	XXX	XXX	84	209
11. 2021	XXX	XXX	XXX	XXX	XXX	XXX	XXX	XXX	XXX	324

SECTION 2

Years in Which Premiums Were Earned and Losses Were Incurred	NUMBER OF CLAIMS OUTSTANDING DIRECT AND ASSUMED AT YEAR END									
	1	2	3	4	5	6	7	8	9	10
	2012	2013	2014	2015	2016	2017	2018	2019	2020	2021
1. Prior	119	63	44	17	11	10	10	2	10	13
2. 2012	240	47	29	6	3	2	1	0	2	0
3. 2013	XXX	209	45	24	11	7	6	1	2	5
4. 2014	XXX	XXX	202	47	15	7	2	0	0	0
5. 2015	XXX	XXX	XXX	160	26	8	4	0	2	0
6. 2016	XXX	XXX	XXX	XXX	161	24	8	0	5	1
7. 2017	XXX	XXX	XXX	XXX	XXX	171	21	2	11	6
8. 2018	XXX	XXX	XXX	XXX	XXX	XXX	105	3	40	11
9. 2019	XXX	XXX	XXX	XXX	XXX	XXX	XXX	13	177	44
10. 2020	XXX	XXX	XXX	XXX	XXX	XXX	XXX	XXX	136	114
11. 2021	XXX	XXX	XXX	XXX	XXX	XXX	XXX	XXX	XXX	286

SECTION 3

Years in Which Premiums Were Earned and Losses Were Incurred	CUMULATIVE NUMBER OF CLAIMS REPORTED DIRECT AND ASSUMED AT YEAR END									
	1	2	3	4	5	6	7	8	9	10
	2012	2013	2014	2015	2016	2017	2018	2019	2020	2021
1. Prior	142	27	14	2	0	3	7	0	13	3
2. 2012	1,447	1,552	1,566	1,568	1,568	1,569	1,569	1,569	1,572	1,570
3. 2013	XXX	1,113	1,207	1,217	1,218	1,218	1,217	1,213	1,215	1,217
4. 2014	XXX	XXX	1,177	1,267	1,272	1,274	1,275	1,274	1,275	1,275
5. 2015	XXX	XXX	XXX	930	1,003	1,009	1,012	1,011	1,014	1,013
6. 2016	XXX	XXX	XXX	XXX	885	971	974	972	983	982
7. 2017	XXX	XXX	XXX	XXX	XXX	1,011	1,094	1,091	1,114	1,111
8. 2018	XXX	XXX	XXX	XXX	XXX	XXX	1,745	1,777	1,874	1,853
9. 2019	XXX	XXX	XXX	XXX	XXX	XXX	XXX	1,878	2,250	2,153
10. 2020	XXX	XXX	XXX	XXX	XXX	XXX	XXX	XXX	286	588
11. 2021	XXX	XXX	XXX	XXX	XXX	XXX	XXX	XXX	XXX	1,010

Schedule P - Part 5F - Medical Professional Liability - Occurrence - Section 1A

N O N E

Schedule P - Part 5F - Medical Professional Liability - Occurrence - Section 2A

N O N E

Schedule P - Part 5F - Medical Professional Liability - Occurrence - Section 3A

N O N E

Schedule P - Part 5F - Medical Professional Liability - Claims-Made - Section 1B

N O N E

Schedule P - Part 5F - Medical Professional Liability - Claims-Made - Section 2B

N O N E

Schedule P - Part 5F - Medical Professional Liability - Claims-Made - Section 3B

N O N E

ANNUAL STATEMENT FOR THE YEAR 2021 OF THE MOTORISTS MUTUAL INSURANCE COMPANY
SCHEDULE P - PART 5H - OTHER LIABILITY - OCCURRENCE

SECTION 1A

Years in Years in Which Premiums Were Earned and Losses Were Incurred	CUMULATIVE NUMBER OF CLAIMS CLOSED WITH LOSS PAYMENT DIRECT AND ASSUMED AT YEAR END									
	1	2	3	4	5	6	7	8	9	10
	2012	2013	2014	2015	2016	2017	2018	2019	2020	2021
1. Prior	206	89	53	22	17	10	4	5	1	3
2. 2012	245	363	397	418	430	437	443	445	447	447
3. 2013	XXX	241	357	383	411	421	429	432	433	434
4. 2014	XXX	XXX	246	355	391	422	438	446	450	451
5. 2015	XXX	XXX	XXX	273	406	446	482	499	505	510
6. 2016	XXX	XXX	XXX	XXX	316	450	494	526	536	547
7. 2017	XXX	XXX	XXX	XXX	XXX	355	495	536	559	582
8. 2018	XXX	XXX	XXX	XXX	XXX	XXX	287	409	454	483
9. 2019	XXX	XXX	XXX	XXX	XXX	XXX	XXX	218	294	319
10. 2020	XXX	XXX	XXX	XXX	XXX	XXX	XXX	XXX	50	63
11. 2021	XXX	XXX	XXX	XXX	XXX	XXX	XXX	XXX	XXX	10

SECTION 2A

Years in Years in Which Premiums Were Earned and Losses Were Incurred	NUMBER OF CLAIMS OUTSTANDING DIRECT AND ASSUMED AT YEAR END									
	1	2	3	4	5	6	7	8	9	10
	2012	2013	2014	2015	2016	2017	2018	2019	2020	2021
1. Prior	222	141	84	52	39	25	21	7	45	52
2. 2012	170	68	63	35	19	12	6	0	2	2
3. 2013	XXX	176	88	66	32	19	7	1	2	1
4. 2014	XXX	XXX	198	97	67	41	29	3	8	7
5. 2015	XXX	XXX	XXX	216	108	78	40	4	17	14
6. 2016	XXX	XXX	XXX	XXX	225	115	72	7	31	21
7. 2017	XXX	XXX	XXX	XXX	XXX	223	107	16	75	52
8. 2018	XXX	XXX	XXX	XXX	XXX	XXX	199	15	81	62
9. 2019	XXX	XXX	XXX	XXX	XXX	XXX	XXX	21	68	62
10. 2020	XXX	XXX	XXX	XXX	XXX	XXX	XXX	XXX	23	16
11. 2021	XXX	XXX	XXX	XXX	XXX	XXX	XXX	XXX	XXX	11

SECTION 3A

Years in Years in Which Premiums Were Earned and Losses Were Incurred	CUMULATIVE NUMBER OF CLAIMS REPORTED DIRECT AND ASSUMED AT YEAR END									
	1	2	3	4	5	6	7	8	9	10
	2012	2013	2014	2015	2016	2017	2018	2019	2020	2021
1. Prior	185	66	34	20	10	9	13	(3)	52	12
2. 2012	574	689	731	738	743	747	748	747	750	751
3. 2013	XXX	616	732	760	770	777	779	777	781	782
4. 2014	XXX	XXX	651	766	802	818	828	814	828	831
5. 2015	XXX	XXX	XXX	721	860	905	918	904	927	931
6. 2016	XXX	XXX	XXX	XXX	758	919	965	948	992	999
7. 2017	XXX	XXX	XXX	XXX	XXX	819	1,001	976	1,073	1,083
8. 2018	XXX	XXX	XXX	XXX	XXX	XXX	9,038	9,103	9,229	9,254
9. 2019	XXX	XXX	XXX	XXX	XXX	XXX	XXX	8,198	8,400	8,431
10. 2020	XXX	XXX	XXX	XXX	XXX	XXX	XXX	XXX	131	147
11. 2021	XXX	XXX	XXX	XXX	XXX	XXX	XXX	XXX	XXX	28

ANNUAL STATEMENT FOR THE YEAR 2021 OF THE MOTORISTS MUTUAL INSURANCE COMPANY

SCHEDULE P - PART 5H - OTHER LIABILITY - CLAIMS-MADE

SECTION 1B

Years in Years in Which Premiums Were Earned and Losses Were Incurred	CUMULATIVE NUMBER OF CLAIMS CLOSED WITH LOSS PAYMENT DIRECT AND ASSUMED AT YEAR END									
	1	2	3	4	5	6	7	8	9	10
	2012	2013	2014	2015	2016	2017	2018	2019	2020	2021
1. Prior	0	0	0	0	0	0	0	0	0	0
2. 2012	0	0	0	0	0	0	0	0	0	0
3. 2013	XXX	0	0	0	0	0	0	0	0	0
4. 2014	XXX	XXX	0	0	0	0	0	0	0	0
5. 2015	XXX	XXX	XXX	0	0	0	0	0	0	0
6. 2016	XXX	XXX	XXX	XXX	0	0	0	0	0	0
7. 2017	XXX	XXX	XXX	XXX	XXX	0	0	0	0	0
8. 2018	XXX	XXX	XXX	XXX	XXX	XXX	0	0	0	1
9. 2019	XXX	XXX	XXX	XXX	XXX	XXX	XXX	0	0	1
10. 2020	XXX	XXX	XXX	XXX	XXX	XXX	XXX	XXX	0	2
11. 2021	XXX	XXX	XXX	XXX	XXX	XXX	XXX	XXX	XXX	1

SECTION 2B

Years in Years in Which Premiums Were Earned and Losses Were Incurred	NUMBER OF CLAIMS OUTSTANDING DIRECT AND ASSUMED AT YEAR END									
	1	2	3	4	5	6	7	8	9	10
	2012	2013	2014	2015	2016	2017	2018	2019	2020	2021
1. Prior	0	0	0	0	0	0	0	0	0	0
2. 2012	0	0	0	0	0	0	0	0	0	0
3. 2013	XXX	0	0	0	0	0	0	0	0	0
4. 2014	XXX	XXX	0	0	0	0	0	0	0	0
5. 2015	XXX	XXX	XXX	0	0	0	0	0	0	0
6. 2016	XXX	XXX	XXX	XXX	0	0	0	0	0	0
7. 2017	XXX	XXX	XXX	XXX	XXX	0	0	0	0	0
8. 2018	XXX	XXX	XXX	XXX	XXX	XXX	0	0	1	0
9. 2019	XXX	XXX	XXX	XXX	XXX	XXX	XXX	0	4	0
10. 2020	XXX	XXX	XXX	XXX	XXX	XXX	XXX	XXX	7	7
11. 2021	XXX	XXX	XXX	XXX	XXX	XXX	XXX	XXX	XXX	7

SECTION 3B

Years in Years in Which Premiums Were Earned and Losses Were Incurred	CUMULATIVE NUMBER OF CLAIMS REPORTED DIRECT AND ASSUMED AT YEAR END									
	1	2	3	4	5	6	7	8	9	10
	2012	2013	2014	2015	2016	2017	2018	2019	2020	2021
1. Prior	0	0	0	0	0	0	0	0	3	0
2. 2012	0	0	0	0	0	0	0	0	0	0
3. 2013	XXX	0	0	0	0	0	0	0	0	0
4. 2014	XXX	XXX	0	0	0	0	0	0	0	0
5. 2015	XXX	XXX	XXX	0	0	0	0	0	0	0
6. 2016	XXX	XXX	XXX	XXX	0	0	0	0	0	0
7. 2017	XXX	XXX	XXX	XXX	XXX	0	0	0	0	0
8. 2018	XXX	XXX	XXX	XXX	XXX	XXX	22	22	23	24
9. 2019	XXX	XXX	XXX	XXX	XXX	XXX	XXX	122	125	125
10. 2020	XXX	XXX	XXX	XXX	XXX	XXX	XXX	XXX	8	11
11. 2021	XXX	XXX	XXX	XXX	XXX	XXX	XXX	XXX	XXX	9

**ANNUAL STATEMENT FOR THE YEAR 2021 OF THE MOTORISTS MUTUAL INSURANCE COMPANY
SCHEDULE P - PART 5R - PRODUCTS LIABILITY - OCCURRENCE**

SECTION 1A

Years in Years in Which Premiums Were Earned and Losses Were Incurred	CUMULATIVE NUMBER OF CLAIMS CLOSED WITH LOSS PAYMENT DIRECT AND ASSUMED AT YEAR END									
	1	2	3	4	5	6	7	8	9	10
	2012	2013	2014	2015	2016	2017	2018	2019	2020	2021
1. Prior	17	19	13	9	3	5	(4)	3	1	1
2. 2012	6	9	10	11	12	12	12	12	12	12
3. 2013	XXX	7	10	12	15	17	16	16	16	16
4. 2014	XXX	XXX	8	14	17	19	18	19	19	19
5. 2015	XXX	XXX	XXX	9	12	15	15	17	18	19
6. 2016	XXX	XXX	XXX	XXX	10	17	15	16	17	18
7. 2017	XXX	XXX	XXX	XXX	XXX	11	13	15	16	19
8. 2018	XXX	XXX	XXX	XXX	XXX	XXX	14	20	22	24
9. 2019	XXX	XXX	XXX	XXX	XXX	XXX	XXX	10	12	14
10. 2020	XXX	XXX	XXX	XXX	XXX	XXX	XXX	XXX	1	2
11. 2021	XXX	XXX	XXX	XXX	XXX	XXX	XXX	XXX	XXX	1

SECTION 2A

Years in Years in Which Premiums Were Earned and Losses Were Incurred	NUMBER OF CLAIMS OUTSTANDING DIRECT AND ASSUMED AT YEAR END									
	1	2	3	4	5	6	7	8	9	10
	2012	2013	2014	2015	2016	2017	2018	2019	2020	2021
1. Prior	59	55	48	39	35	23	24	2	29	52
2. 2012	6	3	3	3	3	2	2	0	0	0
3. 2013	XXX	6	6	3	3	2	1	0	0	0
4. 2014	XXX	XXX	11	6	6	2	1	0	0	0
5. 2015	XXX	XXX	XXX	8	8	11	5	0	1	1
6. 2016	XXX	XXX	XXX	XXX	12	6	6	0	2	2
7. 2017	XXX	XXX	XXX	XXX	XXX	9	5	0	6	7
8. 2018	XXX	XXX	XXX	XXX	XXX	XXX	13	1	11	16
9. 2019	XXX	XXX	XXX	XXX	XXX	XXX	XXX	0	4	10
10. 2020	XXX	XXX	XXX	XXX	XXX	XXX	XXX	XXX	1	4
11. 2021	XXX	XXX	XXX	XXX	XXX	XXX	XXX	XXX	XXX	1

SECTION 3A

Years in Years in Which Premiums Were Earned and Losses Were Incurred	CUMULATIVE NUMBER OF CLAIMS REPORTED DIRECT AND ASSUMED AT YEAR END									
	1	2	3	4	5	6	7	8	9	10
	2012	2013	2014	2015	2016	2017	2018	2019	2020	2021
1. Prior	38	41	27	13	13	9	1	0	43	25
2. 2012	22	29	32	34	34	34	31	29	30	30
3. 2013	XXX	25	32	35	36	37	33	33	33	33
4. 2014	XXX	XXX	36	46	50	51	45	45	45	46
5. 2015	XXX	XXX	XXX	41	46	54	50	48	51	52
6. 2016	XXX	XXX	XXX	XXX	41	53	51	47	52	53
7. 2017	XXX	XXX	XXX	XXX	XXX	41	52	50	57	62
8. 2018	XXX	XXX	XXX	XXX	XXX	XXX	878	883	895	903
9. 2019	XXX	XXX	XXX	XXX	XXX	XXX	XXX	774	790	796
10. 2020	XXX	XXX	XXX	XXX	XXX	XXX	XXX	XXX	5	8
11. 2021	XXX	XXX	XXX	XXX	XXX	XXX	XXX	XXX	XXX	3

Schedule P - Part 5R - Products Liability - Claims-Made - Section 1B

N O N E

Schedule P - Part 5R - Products Liability - Claims-Made - Section 2B

N O N E

Schedule P - Part 5R - Products Liability - Claims-Made - Section 3B

N O N E

Schedule P - Part 5T - Warranty - Section 1

N O N E

Schedule P - Part 5T - Warranty - Section 2

N O N E

Schedule P - Part 5T - Warranty - Section 3

N O N E

ANNUAL STATEMENT FOR THE YEAR 2021 OF THE MOTORISTS MUTUAL INSURANCE COMPANY
SCHEDULE P - PART 6C - COMMERCIAL AUTO/TRUCK LIABILITY/MEDICAL
SECTION 1

Years in Which Premiums Were Earned and Losses Were Incurred	CUMULATIVE PREMIUMS EARNED DIRECT AND ASSUMED AT YEAR END (\$000 OMITTED)										11 Current Year Premiums Earned
	1	2	3	4	5	6	7	8	9	10	
	2012	2013	2014	2015	2016	2017	2018	2019	2020	2021	
1. Prior.....	.70	.14	.0	.0	.12	.1	.0	.0	.0	.0	0
2. 2012.....	24,945	25,038	25,055	25,055	25,055	25,055	25,055	25,055	25,055	25,055	0
3. 2013.....	XXX	21,431	21,520	21,536	21,536	21,536	21,536	21,536	21,536	21,536	0
4. 2014.....	XXX	XXX	26,713	26,845	26,866	26,866	26,866	26,866	26,866	26,866	0
5. 2015.....	XXX	XXX	XXX	28,069	28,214	28,239	28,239	28,239	28,239	28,239	0
6. 2016.....	XXX	XXX	XXX	XXX	31,193	31,364	31,403	31,402	31,401	31,401	0
7. 2017.....	XXX	XXX	XXX	XXX	XXX	34,184	34,376	34,419	34,418	34,418	0
8. 2018.....	XXX	XXX	XXX	XXX	XXX	XXX	34,894	35,167	35,155	35,155	0
9. 2019.....	XXX	XXX	XXX	XXX	XXX	XXX	XXX	36,228	36,399	36,399	0
10. 2020.....	XXX	XXX	XXX	XXX	XXX	XXX	XXX	XXX	39,247	39,247	0
11. 2021.....	XXX	XXX	XXX	XXX	XXX	XXX	XXX	XXX	XXX	42,312	42,312
12. Totals.....	XXX	XXX	XXX	XXX	XXX	XXX	XXX	XXX	XXX	XXX	42,312
13. Earned Premiums (Sch P-Pt. 1)	24,051	24,867	25,786	27,134	30,162	33,062	35,124	36,543	39,406	42,312	XXX

SECTION 2

Years in Which Premiums Were Earned and Losses Were Incurred	CUMULATIVE PREMIUMS EARNED CEDED AT YEAR END (\$000 OMITTED)										11 Current Year Premiums Earned
	1	2	3	4	5	6	7	8	9	10	
	2012	2013	2014	2015	2016	2017	2018	2019	2020	2021	
1. Prior.....	.18	.31	.0	.0	(56)	.3	.0	.0	.0	.0	0
2. 2012.....	322	322	322	322	322	322	322	322	322	322	0
3. 2013.....	XXX	117	117	117	117	117	117	117	117	117	0
4. 2014.....	XXX	XXX	680	680	680	680	680	680	680	680	0
5. 2015.....	XXX	XXX	XXX	539	539	539	539	539	539	539	0
6. 2016.....	XXX	XXX	XXX	XXX	557	557	557	557	557	557	0
7. 2017.....	XXX	XXX	XXX	XXX	XXX	12	12	12	12	12	0
8. 2018.....	XXX	XXX	XXX	XXX	XXX	XXX	6	6	6	6	0
9. 2019.....	XXX	XXX	XXX	XXX	XXX	XXX	XXX	12	12	12	0
10. 2020.....	XXX	XXX	XXX	XXX	XXX	XXX	XXX	XXX	78	78	0
11. 2021.....	XXX	XXX	XXX	XXX	XXX	XXX	XXX	XXX	XXX	1,357	1,357
12. Totals.....	XXX	XXX	XXX	XXX	XXX	XXX	XXX	XXX	XXX	XXX	1,357
13. Earned Premiums (Sch P-Pt. 1)	325	434	654	517	481	17	6	12	78	1,357	XXX

SCHEDULE P - PART 6D - WORKERS' COMPENSATION
(EXCLUDING EXCESS WORKERS' COMPENSATION)
SECTION 1

Years in Which Premiums Were Earned and Losses Were Incurred	CUMULATIVE PREMIUMS EARNED DIRECT AND ASSUMED AT YEAR END (\$000 OMITTED)										11 Current Year Premiums Earned
	1	2	3	4	5	6	7	8	9	10	
	2012	2013	2014	2015	2016	2017	2018	2019	2020	2021	
1. Prior.....	1,807	1,204	(143)	41	14	678	3	17	(17)	0	0
2. 2012.....	116,801	119,459	119,399	119,342	119,314	118,886	118,930	118,903	118,903	118,903	0
3. 2013.....	XXX	134,316	139,160	139,038	138,986	138,877	138,943	138,918	138,883	138,883	0
4. 2014.....	XXX	XXX	142,968	146,581	146,520	146,289	146,261	146,243	146,243	146,243	0
5. 2015.....	XXX	XXX	XXX	132,955	136,455	137,101	137,095	137,091	137,092	137,092	0
6. 2016.....	XXX	XXX	XXX	XXX	141,373	143,588	144,158	144,218	144,207	144,207	0
7. 2017.....	XXX	XXX	XXX	XXX	XXX	151,471	157,204	157,643	157,650	157,650	0
8. 2018.....	XXX	XXX	XXX	XXX	XXX	XXX	136,650	141,662	141,652	141,652	0
9. 2019.....	XXX	XXX	XXX	XXX	XXX	XXX	XXX	140,575	142,305	142,305	0
10. 2020.....	XXX	XXX	XXX	XXX	XXX	XXX	XXX	XXX	150,166	150,166	0
11. 2021.....	XXX	XXX	XXX	XXX	XXX	XXX	XXX	XXX	XXX	156,541	156,541
12. Totals.....	XXX	XXX	XXX	XXX	XXX	XXX	XXX	XXX	XXX	XXX	156,541
13. Earned Premiums (Sch P-Pt. 1)	123,986	144,722	154,886	143,133	151,946	161,909	143,033	146,030	151,830	156,541	XXX

SECTION 2

Years in Which Premiums Were Earned and Losses Were Incurred	CUMULATIVE PREMIUMS EARNED CEDED AT YEAR END (\$000 OMITTED)										11 Current Year Premiums Earned
	1	2	3	4	5	6	7	8	9	10	
	2012	2013	2014	2015	2016	2017	2018	2019	2020	2021	
1. Prior.....	.17	.22	.6	3,616	.21	705	.0	.2	.0	.0	0
2. 2012.....	17,425	17,430	17,430	17,885	17,878	17,415	17,415	17,415	17,414	17,414	0
3. 2013.....	XXX	22,328	22,331	22,856	22,853	22,674	22,674	22,674	22,673	22,673	0
4. 2014.....	XXX	XXX	27,566	28,523	28,486	28,163	28,163	28,163	28,163	28,163	0
5. 2015.....	XXX	XXX	XXX	30,205	31,081	31,483	31,483	31,483	31,483	31,483	0
6. 2016.....	XXX	XXX	XXX	XXX	27,254	26,885	26,885	26,885	26,886	26,886	0
7. 2017.....	XXX	XXX	XXX	XXX	XXX	16,679	16,679	16,679	16,681	16,681	0
8. 2018.....	XXX	XXX	XXX	XXX	XXX	XXX	2,656	2,656	2,962	2,962	0
9. 2019.....	XXX	XXX	XXX	XXX	XXX	XXX	XXX	1,312	1,469	1,469	0
10. 2020.....	XXX	XXX	XXX	XXX	XXX	XXX	XXX	XXX	932	932	0
11. 2021.....	XXX	XXX	XXX	XXX	XXX	XXX	XXX	XXX	XXX	2,247	2,247
12. Totals.....	XXX	XXX	XXX	XXX	XXX	XXX	XXX	XXX	XXX	XXX	2,247
13. Earned Premiums (Sch P-Pt. 1)	18,391	23,728	29,270	37,968	29,813	17,436	1,550	1,313	1,398	2,247	XXX

ANNUAL STATEMENT FOR THE YEAR 2021 OF THE MOTORISTS MUTUAL INSURANCE COMPANY
SCHEDULE P - PART 6E - COMMERCIAL MULTIPLE PERIL
SECTION 1

Years in Which Premiums Were Earned and Losses Were Incurred	CUMULATIVE PREMIUMS EARNED DIRECT AND ASSUMED AT YEAR END (\$000 OMITTED)										11 Current Year Premiums Earned
	1	2	3	4	5	6	7	8	9	10	
	2012	2013	2014	2015	2016	2017	2018	2019	2020	2021	
1. Prior.....	(36)	0	0	0	0	0	0	0	0	0	0
2. 2012.....	32,308	32,839	32,839	32,839	32,839	32,839	32,839	32,839	32,839	32,839	0
3. 2013.....	XXX	33,923	34,554	34,554	34,554	34,554	34,554	34,554	34,554	34,554	0
4. 2014.....	XXX	XXX	36,028	36,472	36,472	36,472	36,472	36,472	36,472	36,472	0
5. 2015.....	XXX	XXX	XXX	38,284	38,560	38,560	38,560	38,560	38,560	38,560	0
6. 2016.....	XXX	XXX	XXX	XXX	40,084	40,096	40,096	40,096	40,096	40,096	0
7. 2017.....	XXX	XXX	XXX	XXX	XXX	40,802	40,803	40,803	40,799	40,799	0
8. 2018.....	XXX	XXX	XXX	XXX	XXX	XXX	29,565	29,568	29,571	29,571	0
9. 2019.....	XXX	XXX	XXX	XXX	XXX	XXX	XXX	34,955	34,864	34,864	0
10. 2020.....	XXX	XXX	XXX	XXX	XXX	XXX	XXX	XXX	49,532	49,532	0
11. 2021.....	XXX	XXX	XXX	XXX	XXX	XXX	XXX	XXX	XXX	59,254	59,254
12. Totals.....	XXX	XXX	XXX	XXX	XXX	XXX	XXX	XXX	XXX	XXX	59,254
13. Earned Premiums (Sch P-Pt. 1)	23,037	24,592	26,165	27,644	28,809	29,130	29,566	34,958	49,440	59,254	XXX

SECTION 2

Years in Which Premiums Were Earned and Losses Were Incurred	CUMULATIVE PREMIUMS EARNED CEDED AT YEAR END (\$000 OMITTED)										11 Current Year Premiums Earned
	1	2	3	4	5	6	7	8	9	10	
	2012	2013	2014	2015	2016	2017	2018	2019	2020	2021	
1. Prior.....	.36	0	(1)	0	(4)	0	.34	0	0	0	0
2. 2012.....	3,281	3,308	3,304	3,304	3,304	3,304	3,304	3,304	3,304	3,304	0
3. 2013.....	XXX	3,811	3,817	3,818	3,819	3,819	3,819	3,819	3,819	3,819	0
4. 2014.....	XXX	XXX	4,088	4,088	4,088	4,088	4,088	4,088	4,088	4,088	0
5. 2015.....	XXX	XXX	XXX	4,263	4,263	4,263	4,263	4,263	4,263	4,263	0
6. 2016.....	XXX	XXX	XXX	XXX	2,584	2,584	2,584	2,584	2,584	2,584	0
7. 2017.....	XXX	XXX	XXX	XXX	XXX	1,866	1,866	1,866	1,866	1,866	0
8. 2018.....	XXX	XXX	XXX	XXX	XXX	XXX	1,157	1,157	1,157	1,157	0
9. 2019.....	XXX	XXX	XXX	XXX	XXX	XXX	XXX	1,696	1,696	1,696	0
10. 2020.....	XXX	XXX	XXX	XXX	XXX	XXX	XXX	XXX	2,464	2,464	0
11. 2021.....	XXX	XXX	XXX	XXX	XXX	XXX	XXX	XXX	XXX	3,613	3,613
12. Totals.....	XXX	XXX	XXX	XXX	XXX	XXX	XXX	XXX	XXX	XXX	3,613
13. Earned Premiums (Sch P-Pt. 1)	2,367	2,740	2,921	3,042	1,841	1,332	1,157	1,696	2,464	3,613	XXX

SCHEDULE P - PART 6H - OTHER LIABILITY - OCCURRENCE
SECTION 1A

Years in Which Premiums Were Earned and Losses Were Incurred	CUMULATIVE PREMIUMS EARNED DIRECT AND ASSUMED AT YEAR END (\$000 OMITTED)										11 Current Year Premiums Earned
	1	2	3	4	5	6	7	8	9	10	
	2012	2013	2014	2015	2016	2017	2018	2019	2020	2021	
1. Prior.....	30	1	0	0	0	0	0	0	713	0	0
2. 2012.....	29,004	29,027	29,027	29,027	29,027	29,027	29,027	29,027	29,027	29,027	0
3. 2013.....	XXX	31,296	31,325	31,325	31,325	31,325	31,325	31,325	31,325	31,325	0
4. 2014.....	XXX	XXX	33,926	33,949	33,998	33,998	33,998	33,998	33,998	33,998	0
5. 2015.....	XXX	XXX	XXX	37,513	37,686	37,688	37,688	37,688	37,688	37,688	0
6. 2016.....	XXX	XXX	XXX	XXX	42,723	43,118	43,128	43,128	43,128	43,128	0
7. 2017.....	XXX	XXX	XXX	XXX	XXX	46,271	46,348	46,348	46,348	46,348	0
8. 2018.....	XXX	XXX	XXX	XXX	XXX	XXX	33,122	33,139	33,139	33,139	0
9. 2019.....	XXX	XXX	XXX	XXX	XXX	XXX	XXX	29,358	29,087	29,087	0
10. 2020.....	XXX	XXX	XXX	XXX	XXX	XXX	XXX	XXX	18,313	18,313	0
11. 2021.....	XXX	XXX	XXX	XXX	XXX	XXX	XXX	XXX	XXX	15,981	15,981
12. Totals.....	XXX	XXX	XXX	XXX	XXX	XXX	XXX	XXX	XXX	XXX	15,981
13. Earned Premiums (Sch P-Pt. 1)	20,724	22,355	24,237	26,793	30,653	33,310	33,208	29,376	18,754	15,981	XXX

SECTION 2A

Years in Which Premiums Were Earned and Losses Were Incurred	CUMULATIVE PREMIUMS EARNED CEDED AT YEAR END (\$000 OMITTED)										11 Current Year Premiums Earned
	1	2	3	4	5	6	7	8	9	10	
	2012	2013	2014	2015	2016	2017	2018	2019	2020	2021	
1. Prior.....	32	72	(41)	0	(56)	48	0	0	0	0	0
2. 2012.....	1,015	1,016	1,016	1,016	1,016	1,016	1,016	1,016	1,016	1,016	0
3. 2013.....	XXX	1,265	1,266	1,266	1,266	1,266	1,266	1,266	1,266	1,266	0
4. 2014.....	XXX	XXX	1,600	1,600	1,600	1,600	1,600	1,600	1,600	1,600	0
5. 2015.....	XXX	XXX	XXX	1,976	1,976	1,976	1,976	1,976	1,976	1,976	0
6. 2016.....	XXX	XXX	XXX	XXX	4,077	4,079	4,079	4,079	4,079	4,079	0
7. 2017.....	XXX	XXX	XXX	XXX	XXX	4,049	4,049	4,049	4,049	4,049	0
8. 2018.....	XXX	XXX	XXX	XXX	XXX	XXX	2,571	2,571	2,571	2,571	0
9. 2019.....	XXX	XXX	XXX	XXX	XXX	XXX	XXX	2,682	2,682	2,682	0
10. 2020.....	XXX	XXX	XXX	XXX	XXX	XXX	XXX	XXX	1,828	1,828	0
11. 2021.....	XXX	XXX	XXX	XXX	XXX	XXX	XXX	XXX	XXX	1,106	1,106
12. Totals.....	XXX	XXX	XXX	XXX	XXX	XXX	XXX	XXX	XXX	XXX	1,106
13. Earned Premiums (Sch P-Pt. 1)	747	954	1,113	1,410	2,871	2,924	2,571	2,681	1,828	1,106	XXX

ANNUAL STATEMENT FOR THE YEAR 2021 OF THE MOTORISTS MUTUAL INSURANCE COMPANY

SCHEDULE P - PART 6H - OTHER LIABILITY - CLAIMS-MADE

SECTION 1B

Years in Which Premiums Were Earned and Losses Were Incurred	CUMULATIVE PREMIUMS EARNED DIRECT AND ASSUMED AT YEAR END (\$000 OMITTED)										11 Current Year Premiums Earned
	1 2012	2 2013	3 2014	4 2015	5 2016	6 2017	7 2018	8 2019	9 2020	10 2021	
1. Prior.....	176	.66	.6	.0	.0	.0	.0	.0	.0	.0	0
2. 2012.....	60	259	276	276	276	276	276	276	276	276	0
3. 2013.....	XXX	.60	270	283	283	283	283	283	283	283	0
4. 2014.....	XXX	XXX	62	258	258	258	258	258	258	258	0
5. 2015.....	XXX	XXX	XXX	25	93	93	93	93	93	93	0
6. 2016.....	XXX	XXX	XXX	XXX	54	54	54	54	54	54	0
7. 2017.....	XXX	XXX	XXX	XXX	XXX	10	10	10	10	10	0
8. 2018.....	XXX	XXX	XXX	XXX	XXX	XXX	59	59	59	59	0
9. 2019.....	XXX	XXX	XXX	XXX	XXX	XXX	XXX	339	337	337	0
10. 2020.....	XXX	XXX	XXX	XXX	XXX	XXX	XXX	XXX	1,218	1,218	0
11. 2021.....	XXX	XXX	XXX	XXX	XXX	XXX	XXX	XXX	XXX	1,587	1,587
12. Totals.....	XXX	XXX	XXX	XXX	XXX	XXX	XXX	XXX	XXX	XXX	1,587
13. Earned Premiums (Sch P-Pt. 1)	158	220	199	157	83	6	59	339	1,216	1,587	XXX

SECTION 2B

Years in Which Premiums Were Earned and Losses Were Incurred	CUMULATIVE PREMIUMS EARNED CEDED AT YEAR END (\$000 OMITTED)										11 Current Year Premiums Earned
	1 2012	2 2013	3 2014	4 2015	5 2016	6 2017	7 2018	8 2019	9 2020	10 2021	
1. Prior.....	0	.0	.0	.0	.0	.0	.0	.0	.0	.0	0
2. 2012.....	0	.0	.0	.0	.0	.0	.0	.0	.0	.0	0
3. 2013.....	XXX	.0	.0	.0	.0	.0	.0	.0	.0	.0	0
4. 2014.....	XXX	XXX	.0	.0	.0	.0	.0	.0	.0	.0	0
5. 2015.....	XXX	XXX	XXX	.0	.0	.0	.0	.0	.0	.0	0
6. 2016.....	XXX	XXX	XXX	XXX	.0	.0	.0	.0	.0	.0	0
7. 2017.....	XXX	XXX	XXX	XXX	XXX	.0	.0	.0	.0	.0	0
8. 2018.....	XXX	XXX	XXX	XXX	XXX	XXX	.0	.0	.0	.0	0
9. 2019.....	XXX	XXX	XXX	XXX	XXX	XXX	XXX	43	43	43	0
10. 2020.....	XXX	XXX	XXX	XXX	XXX	XXX	XXX	XXX	550	550	0
11. 2021.....	XXX	XXX	XXX	XXX	XXX	XXX	XXX	XXX	XXX	992	992
12. Totals.....	XXX	XXX	XXX	XXX	XXX	XXX	XXX	XXX	XXX	XXX	992
13. Earned Premiums (Sch P-Pt. 1)	0	0	0	0	0	0	0	43	550	992	XXX

SCHEDULE P - PART 6M - INTERNATIONAL

SECTION 1

Years in Which Premiums Were Earned and Losses Were Incurred	CUMULATIVE PREMIUMS EARNED DIRECT AND ASSUMED AT YEAR END (\$000 OMITTED)										11 Current Year Premiums Earned
	1 2012	2 2013	3 2014	4 2015	5 2016	6 2017	7 2018	8 2019	9 2020	10 2021	
1. Prior.....											
2. 2012.....											
3. 2013.....	XXX										
4. 2014.....	XXX	XXX									
5. 2015.....	XXX	XXX									
6. 2016.....	XXX	XXX									
7. 2017.....	XXX	XXX									
8. 2018.....	XXX	XXX									
9. 2019.....	XXX	XXX									
10. 2020.....	XXX	XXX									
11. 2021.....	XXX	XXX									
12. Totals.....	XXX	XXX									
13. Earned Premiums (Sch P-Pt. 1)											XXX

SECTION 2

Years in Which Premiums Were Earned and Losses Were Incurred	CUMULATIVE PREMIUMS EARNED CEDED AT YEAR END (\$000 OMITTED)										11 Current Year Premiums Earned
	1 2012	2 2013	3 2014	4 2015	5 2016	6 2017	7 2018	8 2019	9 2020	10 2021	
1. Prior.....											
2. 2012.....											
3. 2013.....	XXX										
4. 2014.....	XXX	XXX									
5. 2015.....	XXX	XXX									
6. 2016.....	XXX	XXX									
7. 2017.....	XXX	XXX									
8. 2018.....	XXX	XXX									
9. 2019.....	XXX	XXX									
10. 2020.....	XXX	XXX									
11. 2021.....	XXX	XXX									
12. Totals.....	XXX	XXX									
13. Earned Premiums (Sch P-Pt. 1)											XXX

ANNUAL STATEMENT FOR THE YEAR 2021 OF THE MOTORISTS MUTUAL INSURANCE COMPANY
SCHEDULE P - PART 6N - REINSURANCE - NONPROPORTIONAL ASSUMED PROPERTY
SECTION 1

Years in Which Premiums Were Earned and Losses Were Incurred	CUMULATIVE PREMIUMS EARNED DIRECT AND ASSUMED AT YEAR END (\$000 OMITTED)										11 Current Year Premiums Earned
	1	2	3	4	5	6	7	8	9	10	
	2012	2013	2014	2015	2016	2017	2018	2019	2020	2021	
1. Prior.....	119	7	(13)	0	0	0	0	0	0	0	0
2. 2012.....	4,265	4,690	4,691	4,691	4,691	4,691	4,691	4,691	4,691	4,691	0
3. 2013.....	XXX	3,095	3,447	3,447	3,447	3,447	3,448	3,448	3,448	3,448	0
4. 2014.....	XXX	XXX	2,654	2,982	2,989	2,989	2,989	2,989	2,988	2,988	0
5. 2015.....	XXX	XXX	XXX	2,364	2,428	2,415	2,415	2,414	2,414	2,414	0
6. 2016.....	XXX	XXX	XXX	XXX	2,541	2,593	2,596	2,598	2,597	2,597	0
7. 2017.....	XXX	XXX	XXX	XXX	XXX	2,120	2,148	2,145	2,145	2,145	0
8. 2018.....	XXX	XXX	XXX	XXX	XXX	XXX	1,430	1,488	1,487	1,487	0
9. 2019.....	XXX	XXX	XXX	XXX	XXX	XXX	XXX	1,884	1,885	1,885	0
10. 2020.....	XXX	XXX	XXX	XXX	XXX	XXX	XXX	XXX	2,191	2,191	0
11. 2021.....	XXX	XXX	XXX	XXX	XXX	XXX	XXX	XXX	XXX	2,588	2,588
12. Totals.....	XXX	XXX	XXX	XXX	XXX	XXX	XXX	XXX	XXX	XXX	2,588
13. Earned Premiums (Sch P-Pt. 1)	3,100	2,494	2,117	1,905	1,848	1,527	1,462	1,941	2,190	2,588	XXX

SECTION 2

Years in Which Premiums Were Earned and Losses Were Incurred	CUMULATIVE PREMIUMS EARNED CEDED AT YEAR END (\$000 OMITTED)										11 Current Year Premiums Earned
	1	2	3	4	5	6	7	8	9	10	
	2012	2013	2014	2015	2016	2017	2018	2019	2020	2021	
1. Prior.....											
2. 2012.....											
3. 2013.....	XXX										
4. 2014.....	XXX	XXX									
5. 2015.....	XXX	XXX									
6. 2016.....	XXX	XXX									
7. 2017.....	XXX	XXX									
8. 2018.....	XXX	XXX									
9. 2019.....	XXX	XXX									
10. 2020.....	XXX	XXX									
11. 2021.....	XXX	XXX									
12. Totals.....	XXX	XXX									
13. Earned Premiums (Sch P-Pt. 1)											XXX

NONE

SCHEDULE P - PART 6O - REINSURANCE - NONPROPORTIONAL ASSUMED LIABILITY
SECTION 1

Years in Which Premiums Were Earned and Losses Were Incurred	CUMULATIVE PREMIUMS EARNED DIRECT AND ASSUMED AT YEAR END (\$000 OMITTED)										11 Current Year Premiums Earned
	1	2	3	4	5	6	7	8	9	10	
	2012	2013	2014	2015	2016	2017	2018	2019	2020	2021	
1. Prior.....	29	(3)	(1)	(5)	0	0	0	0	889	0	0
2. 2012.....	1,453	1,566	1,566	1,561	1,563	1,563	1,563	1,563	1,567	1,567	0
3. 2013.....	XXX	932	1,045	1,044	1,044	1,044	1,044	1,044	1,044	1,044	0
4. 2014.....	XXX	XXX	584	629	629	629	629	629	629	629	0
5. 2015.....	XXX	XXX	XXX	474	429	429	429	429	429	429	0
6. 2016.....	XXX	XXX	XXX	XXX	685	690	690	690	690	690	0
7. 2017.....	XXX	XXX	XXX	XXX	XXX	898	914	914	914	914	0
8. 2018.....	XXX	XXX	XXX	XXX	XXX	XXX	1,178	1,220	1,215	1,215	0
9. 2019.....	XXX	XXX	XXX	XXX	XXX	XXX	XXX	2,270	2,110	2,110	0
10. 2020.....	XXX	XXX	XXX	XXX	XXX	XXX	XXX	XXX	2,266	2,266	0
11. 2021.....	XXX	XXX	XXX	XXX	XXX	XXX	XXX	XXX	XXX	3,795	3,795
12. Totals.....	XXX	XXX	XXX	XXX	XXX	XXX	XXX	XXX	XXX	XXX	3,795
13. Earned Premiums (Sch P-Pt. 1)	1,407	988	661	482	611	856	1,195	2,311	2,994	3,795	XXX

SECTION 2

Years in Which Premiums Were Earned and Losses Were Incurred	CUMULATIVE PREMIUMS EARNED CEDED AT YEAR END (\$000 OMITTED)										11 Current Year Premiums Earned
	1	2	3	4	5	6	7	8	9	10	
	2012	2013	2014	2015	2016	2017	2018	2019	2020	2021	
1. Prior.....											
2. 2012.....											
3. 2013.....	XXX										
4. 2014.....	XXX	XXX									
5. 2015.....	XXX	XXX									
6. 2016.....	XXX	XXX									
7. 2017.....	XXX	XXX									
8. 2018.....	XXX	XXX									
9. 2019.....	XXX	XXX									
10. 2020.....	XXX	XXX									
11. 2021.....	XXX	XXX									
12. Totals.....	XXX	XXX									
13. Earned Premiums (Sch P-Pt. 1)											XXX

NONE

ANNUAL STATEMENT FOR THE YEAR 2021 OF THE MOTORISTS MUTUAL INSURANCE COMPANY
SCHEDULE P - PART 6R - PRODUCTS LIABILITY - OCCURRENCE
SECTION 1A

Years in Which Premiums Were Earned and Losses Were Incurred	CUMULATIVE PREMIUMS EARNED DIRECT AND ASSUMED AT YEAR END (\$000 OMITTED)										11 Current Year Premiums Earned
	1	2	3	4	5	6	7	8	9	10	
	2012	2013	2014	2015	2016	2017	2018	2019	2020	2021	
1. Prior.....	3	0	0	0	0	0	0	0	0	0	0
2. 2012.....	1,562	1,571	1,571	1,571	1,571	1,571	1,571	1,571	1,571	1,571	0
3. 2013.....	XXX	1,747	1,759	1,759	1,759	1,759	1,759	1,759	1,759	1,759	0
4. 2014.....	XXX	XXX	1,890	1,901	1,901	1,901	1,901	1,901	1,901	1,901	0
5. 2015.....	XXX	XXX	XXX	2,152	2,147	2,147	2,147	2,147	2,147	2,147	0
6. 2016.....	XXX	XXX	XXX	XXX	2,378	2,385	2,385	2,385	2,385	2,385	0
7. 2017.....	XXX	XXX	XXX	XXX	XXX	2,511	2,511	2,511	2,511	2,511	0
8. 2018.....	XXX	XXX	XXX	XXX	XXX	XXX	2,353	2,349	2,349	2,349	0
9. 2019.....	XXX	XXX	XXX	XXX	XXX	XXX	XXX	1,621	1,621	1,621	0
10. 2020.....	XXX	XXX	XXX	XXX	XXX	XXX	XXX	XXX	570	570	0
11. 2021.....	XXX	XXX	XXX	XXX	XXX	XXX	XXX	XXX	XXX	139	139
12. Totals.....	XXX	XXX	XXX	XXX	XXX	XXX	XXX	XXX	XXX	XXX	139
13. Earned Premiums (Sch P-Pt. 1)	1,488	1,666	1,806	2,054	2,252	2,389	2,353	1,618	570	139	XXX

SECTION 2A

Years in Which Premiums Were Earned and Losses Were Incurred	CUMULATIVE PREMIUMS EARNED CEDED AT YEAR END (\$000 OMITTED)										11 Current Year Premiums Earned
	1	2	3	4	5	6	7	8	9	10	
	2012	2013	2014	2015	2016	2017	2018	2019	2020	2021	
1. Prior.....	0	1	0	0	(1)	0	0	0	0	0	0
2. 2012.....	2	2	2	2	2	2	2	2	2	2	0
3. 2013.....	XXX	2	2	2	2	2	2	2	2	2	0
4. 2014.....	XXX	XXX	13	13	13	13	13	13	13	13	0
5. 2015.....	XXX	XXX	XXX	23	23	23	23	23	23	23	0
6. 2016.....	XXX	XXX	XXX	XXX	24	24	24	24	24	24	0
7. 2017.....	XXX	XXX	XXX	XXX	XXX	1	1	1	1	1	0
8. 2018.....	XXX	XXX	XXX	XXX	XXX	XXX	1	1	1	1	0
9. 2019.....	XXX	XXX	XXX	XXX	XXX	XXX	XXX	25	25	25	0
10. 2020.....	XXX	XXX	XXX	XXX	XXX	XXX	XXX	XXX	5	5	0
11. 2021.....	XXX	XXX	XXX	XXX	XXX	XXX	XXX	XXX	XXX	1	1
12. Totals.....	XXX	XXX	XXX	XXX	XXX	XXX	XXX	XXX	XXX	XXX	1
13. Earned Premiums (Sch P-Pt. 1)	6	6	22	40	39	3	2	25	5	1	XXX

SCHEDULE P - PART 6R - PRODUCTS LIABILITY - CLAIMS-MADE
SECTION 1B

Years in Which Premiums Were Earned and Losses Were Incurred	CUMULATIVE PREMIUMS EARNED DIRECT AND ASSUMED AT YEAR END (\$000 OMITTED)										11 Current Year Premiums Earned
	1	2	3	4	5	6	7	8	9	10	
	2012	2013	2014	2015	2016	2017	2018	2019	2020	2021	
1. Prior.....											
2. 2012.....											
3. 2013.....	XXX										
4. 2014.....	XXX	XXX									
5. 2015.....	XXX	XXX									
6. 2016.....	XXX	XXX									
7. 2017.....	XXX	XXX									
8. 2018.....	XXX	XXX									
9. 2019.....	XXX	XXX									
10. 2020.....	XXX	XXX									
11. 2021.....	XXX	XXX									
12. Totals.....	XXX	XXX									
13. Earned Premiums (Sch P-Pt. 1)											XXX

SECTION 2B

Years in Which Premiums Were Earned and Losses Were Incurred	CUMULATIVE PREMIUMS EARNED CEDED AT YEAR END (\$000 OMITTED)										11 Current Year Premiums Earned
	1	2	3	4	5	6	7	8	9	10	
	2012	2013	2014	2015	2016	2017	2018	2019	2020	2021	
1. Prior.....											
2. 2012.....											
3. 2013.....	XXX										
4. 2014.....	XXX	XXX									
5. 2015.....	XXX	XXX									
6. 2016.....	XXX	XXX									
7. 2017.....	XXX	XXX									
8. 2018.....	XXX	XXX									
9. 2019.....	XXX	XXX									
10. 2020.....	XXX	XXX									
11. 2021.....	XXX	XXX									
12. Totals.....	XXX	XXX									
13. Earned Premiums (Sch P-Pt. 1)											XXX

**ANNUAL STATEMENT FOR THE YEAR 2021 OF THE MOTORISTS MUTUAL INSURANCE COMPANY
SCHEDULE P - PART 7A - PRIMARY LOSS SENSITIVE CONTRACTS (\$000 OMITTED)
SECTION 1**

Schedule P - Part 1	1 Total Net Losses and Expenses Unpaid	2 Net Losses and Expenses Unpaid on Loss Sensitive Contracts	3 Loss Sensitive as Percentage of Total	4 Total Net Premiums Written	5 Net Premiums Written on Loss Sensitive Contracts	6 Loss Sensitive as Percentage of Total
1. Homeowners/Farmowners	5,512	0	0.0	0	0	0.0
2. Private Passenger Auto Liability/ Medical	15,514	0	0.0	0	0	0.0
3. Commercial Auto/Truck Liability/ Medical	65,988	0	0.0	0	0	0.0
4. Workers' Compensation	437,818	0	0.0	0	0	0.0
5. Commercial Multiple Peril	39,005	0	0.0	0	0	0.0
6. Medical Professional Liability - Occurrence	0	0	0.0	0	0	0.0
7. Medical Professional Liability - Claims - Made	0	0	0.0	0	0	0.0
8. Special Liability	87	0	0.0	0	0	0.0
9. Other Liability - Occurrence	50,995	0	0.0	0	0	0.0
10. Other Liability - Claims-Made	1,778	0	0.0	0	0	0.0
11. Special Property	1,511	0	0.0	0	0	0.0
12. Auto Physical Damage	1,809	0	0.0	0	0	0.0
13. Fidelity/Surety	16	0	0.0	0	0	0.0
14. Other	0	0	0.0	0	0	0.0
15. International	0	0	0.0	0	0	0.0
16. Reinsurance - Nonproportional Assumed Property	XXX	XXX	XXX	XXX	XXX	XXX
17. Reinsurance - Nonproportional Assumed Liability	XXX	XXX	XXX	XXX	XXX	XXX
18. Reinsurance - Nonproportional Assumed Financial Lines	XXX	XXX	XXX	XXX	XXX	XXX
19. Products Liability - Occurrence	4,277	0	0.0	0	0	0.0
20. Products Liability - Claims-Made	0	0	0.0	0	0	0.0
21. Financial Guaranty/Mortgage Guaranty	0	0	0.0	0	0	0.0
22. Warranty	0	0	0.0	0	0	0.0
23. Totals	624,310	0	0.0	0	0	0.0

SECTION 2

Years in Which Policies Were Issued	INCURRED LOSSES AND DEFENSE AND COST CONTAINMENT EXPENSES REPORTED AT YEAR END (\$000 OMITTED)									
	1	2	3	4	5	6	7	8	9	10
	2012	2013	2014	2015	2016	2017	2018	2019	2020	2021
1. Prior										
2. 2012										
3. 2013	XXX									
4. 2014	XXX	XXX								
5. 2015	XXX	XXX	XX							
6. 2016	XXX	XXX	XX	XX						
7. 2017	XXX	XXX	XX	XXX	XX					
8. 2018	XXX	XXX	XXX	XXX	XXX	XXX				
9. 2019	XXX	XXX	XXX	XXX	XXX	XXX	XXX			
10. 2020	XXX	XXX	XXX	XXX	XXX	XXX	XXX	XXX		
11. 2021	XXX	XXX	XXX	XXX	XXX	XXX	XXX	XXX	XXX	

SECTION 3

Years in Which Policies Were Issued	BULK AND INCURRED BUT NOT REPORTED RESERVES FOR LOSSES AND DEFENSE AND COST CONTAINMENT EXPENSES AT YEAR END (\$000 OMITTED)									
	1	2	3	4	5	6	7	8	9	10
	2012	2013	2014	2015	2016	2017	2018	2019	2020	2021
1. Prior										
2. 2012										
3. 2013	XXX									
4. 2014	XXX	XXX								
5. 2015	XXX	XXX	XX							
6. 2016	XXX	XXX	XX	XX						
7. 2017	XXX	XXX	XX	XXX	XX					
8. 2018	XXX	XXX	XXX	XXX	XXX	XXX				
9. 2019	XXX	XXX	XXX	XXX	XXX	XXX	XXX			
10. 2020	XXX	XXX	XXX	XXX	XXX	XXX	XXX	XXX		
11. 2021	XXX	XXX	XXX	XXX	XXX	XXX	XXX	XXX	XXX	

Schedule P - Part 7A - Section 4 - Primary Loss Sensitive Contracts

N O N E

Schedule P - Part 7A - Section 5 - Primary Loss Sensitive Contracts

N O N E

ANNUAL STATEMENT FOR THE YEAR 2021 OF THE MOTORISTS MUTUAL INSURANCE COMPANY
SCHEDULE P - PART 7B - REINSURANCE LOSS SENSITIVE CONTRACTS (\$000 OMITTED)

SECTION 1

Schedule P - Part 1	1 Total Net Losses and Expenses Unpaid	2 Net Losses and Expenses Unpaid on Loss Sensitive Contracts	3 Loss Sensitive as Percentage of Total	4 Total Net Premiums Written	5 Net Premiums Written on Loss Sensitive Contracts	6 Loss Sensitive as Percentage of Total
1. Homeowners/Farmowners	5,512	0	0.0	0	0	0.0
2. Private Passenger Auto Liability/Medical	15,514	0	0.0	0	0	0.0
3. Commercial Auto/Truck Liability/Medical	65,988	0	0.0	0	0	0.0
4. Workers' Compensation	437,818	0	0.0	0	0	0.0
5. Commercial Multiple Peril	39,005	0	0.0	0	0	0.0
6. Medical Professional Liability - Occurrence	0	0	0.0	0	0	0.0
7. Medical Professional Liability - Claims - Made	0	0	0.0	0	0	0.0
8. Special Liability	87	0	0.0	0	0	0.0
9. Other Liability - Occurrence	50,995	0	0.0	0	0	0.0
10. Other Liability - Claims-Made	1,778	0	0.0	0	0	0.0
11. Special Property	1,511	0	0.0	0	0	0.0
12. Auto Physical Damage	1,809	0	0.0	0	0	0.0
13. Fidelity/Surety	16	0	0.0	0	0	0.0
14. Other	0	0	0.0	0	0	0.0
15. International	0	0	0.0	0	0	0.0
16. Reinsurance - Nonproportional Assumed Property	2,319	0	0.0	0	0	0.0
17. Reinsurance - Nonproportional Assumed Liability	10,260	0	0.0	0	0	0.0
18. Reinsurance - Nonproportional Assumed Financial Lines	0	0	0.0	0	0	0.0
19. Products Liability - Occurrence	4,277	0	0.0	0	0	0.0
20. Products Liability - Claims-Made	0	0	0.0	0	0	0.0
21. Financial Guaranty/Mortgage Guaranty	0	0	0.0	0	0	0.0
22. Warranty	0	0	0.0	0	0	0.0
23. Totals	636,889	0	0.0	0	0	0.0

SECTION 2

Years in Which Policies Were Issued	INCURRED LOSSES AND DEFENSE AND COST CONTAINMENT EXPENSES REPORTED AT YEAR END (\$000 OMITTED)									
	1 2012	2 2013	3 2014	4 2015	5 2016	6 2017	7 2018	8 2019	9 2020	10 2021
1. Prior										
2. 2012										
3. 2013	XXX									
4. 2014	XXX	XXX								
5. 2015	XXX	XXX	XX							
6. 2016	XXX	XXX	XX	XX						
7. 2017	XXX	XXX	XX	XXX	XX					
8. 2018	XXX	XXX	XXX	XXX	XXX	XXX				
9. 2019	XXX	XXX	XXX	XXX	XXX	XXX	XXX			
10. 2020	XXX	XXX	XXX	XXX	XXX	XXX	XXX	XXX		
11. 2021	XXX	XXX	XXX	XXX	XXX	XXX	XXX	XXX	XXX	

SECTION 3

Years in Which Policies Were Issued	BULK AND INCURRED BUT NOT REPORTED RESERVES FOR LOSSES AND DEFENSE AND COST CONTAINMENT EXPENSES AT YEAR END (\$000 OMITTED)									
	1 2012	2 2013	3 2014	4 2015	5 2016	6 2017	7 2018	8 2019	9 2020	10 2021
1. Prior										
2. 2012										
3. 2013	XXX									
4. 2014	XXX	XXX								
5. 2015	XXX	XXX	XX							
6. 2016	XXX	XXX	XX	XX						
7. 2017	XXX	XXX	XX	XXX	XX					
8. 2018	XXX	XXX	XXX	XXX	XXX	XXX				
9. 2019	XXX	XXX	XXX	XXX	XXX	XXX	XXX			
10. 2020	XXX	XXX	XXX	XXX	XXX	XXX	XXX	XXX		
11. 2021	XXX	XXX	XXX	XXX	XXX	XXX	XXX	XXX	XXX	

Schedule P - Part 7B - Section 4 - Reinsurance Loss Sensitive Contracts

N O N E

Schedule P - Part 7B - Section 5 - Reinsurance Loss Sensitive Contracts

N O N E

Schedule P - Part 7B - Section 6 - Reinsurance Loss Sensitive Contracts

N O N E

Schedule P - Part 7B - Section 7 - Reinsurance Loss Sensitive Contracts

N O N E

ANNUAL STATEMENT FOR THE YEAR 2021 OF THE MOTORISTS MUTUAL INSURANCE COMPANY

SCHEDULE P INTERROGATORIES

1. The following questions relate to yet-to-be-issued Extended Reporting Endorsements (EREs) arising from Death, Disability, or Retirement (DDR) provisions in Medical Professional Liability Claims Made insurance policies. EREs provided for reasons other than DDR are not to be included.
- 1.1 Does the company issue Medical Professional Liability Claims Made insurance policies that provide tail (also known as an extended reporting endorsement, or "ERE") benefits in the event of Death, Disability, or Retirement (DDR) at a reduced charge or at no additional cost? Yes [] No [X]
 If the answer to question 1.1 is "no", leave the following questions blank. If the answer to question 1.1 is "yes", please answer the following questions:
- 1.2 What is the total amount of the reserve for that provision (DDR Reserve), as reported, explicitly or not, elsewhere in this statement (in dollars)? \$
- 1.3 Does the company report any DDR reserve as Unearned Premium Reserve per SSAP #65? Yes [] No [X]
- 1.4 Does the company report any DDR reserve as loss or loss adjustment expense reserve? Yes [] No [X]
- 1.5 If the company reports DDR reserve as Unearned Premium Reserve, does that amount match the figure on the Underwriting and Investment Exhibit, Part 1A - Recapitulation of all Premiums (Page 7) Column 2, Lines 11.1 plus 11.2? Yes [] No [] N/A [X]
- 1.6 If the company reports DDR reserve as loss or loss adjustment expense reserve, please complete the following table corresponding to where these reserves are reported in Schedule P:

Years in Which Premiums Were Earned and Losses Were Incurred	DDR Reserve Included in Schedule P, Part 1F, Medical Professional Liability Column 24: Total Net Losses and Expenses Unpaid	
	1 Section 1: Occurrence	2 Section 2: Claims-Made
1.601 Prior		
1.602 2012		
1.603 2013		
1.604 2014		
1.605 2015		
1.606 2016		
1.607 2017		
1.608 2018		
1.609 2019		
1.610 2020		
1.611 2021		
1.612 Totals	0	0

2. The definition of allocated loss adjustment expenses (ALAE) and, therefore, unallocated loss adjustment expenses (ULAE) was changed effective January 1, 1998. This change in definition applies to both paid and unpaid expenses. Are these expenses (now reported as "Defense and Cost Containment" and "Adjusting and Other") reported in compliance with these definitions in this statement? Yes [X] No []
3. The Adjusting and Other expense payments and reserves should be allocated to the years in which the losses were incurred based on the number of claims reported, closed and outstanding in those years. When allocating Adjusting and Other expense between companies in a group or a pool, the Adjusting and Other expense should be allocated in the same percentage used for the loss amounts and the claim counts. For reinsurers, Adjusting and Other expense assumed should be reported according to the reinsurance contract. For Adjusting and Other expense incurred by reinsurers, or in those situations where suitable claim count information is not available, Adjusting and Other expense should be allocated by a reasonable method determined by the company and described in Interrogatory 7, below. Are they so reported in this Statement? Yes [X] No []
4. Do any lines in Schedule P include reserves that are reported gross of any discount to present value of future payments, and that are reported net of such discounts on Page 10? Yes [] No [X]

If yes, proper disclosure must be made in the Notes to Financial Statements, as specified in the Instructions. Also, the discounts must be reported in Schedule P - Part 1, Columns 32 and 33. Schedule P must be completed gross of non-tabular discounting. Work papers relating to discount calculations must be available for examination upon request.
 Discounting is allowed only if expressly permitted by the state insurance department to which this Annual Statement is being filed.

5. What were the net premiums in force at the end of the year for:
 (in thousands of dollars) 5.1 Fidelity 0
5.2 Surety

6. Claim count information is reported per claim or per claimant (Indicate which) per claimant.....
 If not the same in all years, explain in Interrogatory 7.
- 7.1 The information provided in Schedule P will be used by many persons to estimate the adequacy of the current loss and expense reserves, among other things. Are there any especially significant events, coverage, retention or accounting changes that have occurred that must be considered when making such analyses? Yes [] No [X]
- 7.2 (An extended statement may be attached.)

Schedule T - Part 2 - Interstate Compact

N O N E

ANNUAL STATEMENT FOR THE YEAR 2021 OF THE MOTORISTS MUTUAL INSURANCE COMPANY

SCHEDULE Y

PART 1A - DETAIL OF INSURANCE HOLDING COMPANY SYSTEM

1	2	3	4	5	6	7	8	9	10	11	12	13	14	15	16
Group Code	Group Name	NAIC Company Code	ID Number	Federal RSSD	CIK	Name of Securities Exchange if Publicly Traded (U.S. or International)	Names of Parent, Subsidiaries Or Affiliates	Domi-ciliary Location	Relation-ship to Reporting Entity	Directly Controlled by (Name of Entity/Person)	Type of Control (Ownership, Board, Management, Attorney-in-Fact, Influence, Other)	If Control is Ownership Provide Percentage	Ultimate Controlling Entity(ies)/Person(s)	Is an SCA Filing Re-quired? (Yes/No)	*
							Broad Street Brokerage Insurance Agency, LLC								
.0291	Encova Mutual Insurance Group	10204	31-1783451				Consumers Insurance USA, Inc.	OH	NIA	Encova Life Insurance Company	Ownership	100.000	Encova Mutual Insurance Group, Inc.	NO	
			62-1590861				IMARC, LLC	IA	NIA	Motorists Mutual Insurance Company	Ownership	100.000	Encova Mutual Insurance Group, Inc.	NO	
.0291	Encova Mutual Insurance Group	31577	42-1496478				Iowa American Insurance Company	OH	IA	Iowa Mutual Insurance Company	Ownership	90.000	Encova Mutual Insurance Group, Inc.	NO	
.0291	Encova Mutual Insurance Group	14338	42-1019089				Iowa Mutual Insurance Company	OH	IA	Iowa Mutual Insurance Company	Ownership	100.000	Encova Mutual Insurance Group, Inc.	NO	
			42-0333120				Encova Holdings, Inc.	OH	IA	Encova Holdings, Inc.	Ownership	100.000	Encova Mutual Insurance Group, Inc.	NO	
							Motorists Commercial Mutual Insurance Company			Motorists Commercial Mutual Insurance Company					
.0291	Encova Mutual Insurance Group	40932	41-1563134				Encova Insurance Agency, Inc.	MN	NIA	Encova Insurance Agency, Inc.	Ownership	100.000	Encova Mutual Insurance Group, Inc.	NO	
			31-1022150				MICO Insurance Company	OH	DS	Motorists Mutual Insurance Company	Ownership	100.000	Encova Mutual Insurance Group, Inc.	NO	
.0291	Encova Mutual Insurance Group	13331	41-0299900				Motorists Commercial Mutual Insurance Company	OH	DS	Motorists Mutual Insurance Company	Ownership	100.000	Encova Mutual Insurance Group, Inc.	NO	
							Motorists Commercial Mutual Insurance Company			Motorists Commercial Mutual Insurance Company					
.0291	Encova Mutual Insurance Group	66311	31-0717055				Encova Life Insurance Company	OH	DS	Encova Life Insurance Company	Ownership	100.000	Encova Mutual Insurance Group, Inc.	NO	
.0291	Encova Mutual Insurance Group	14621	31-4259550				Motorists Mutual Insurance Company	OH	RE	Encova Holdings, Inc.	Ownership	100.000	Encova Mutual Insurance Group, Inc.	NO	
			31-0851906				Encova Service Corporation	OH	NIA	Motorists Mutual Insurance Company	Ownership	100.000	Encova Mutual Insurance Group, Inc.	NO	
.0291	Encova Mutual Insurance Group	23175	02-0178290				Phenix Mutual Fire Insurance Company	OH	IA	Encova Holdings, Inc.	Ownership	100.000	Encova Mutual Insurance Group, Inc.	NO	
.0291	Encova Mutual Insurance Group	19950	39-0739760				Wilson Mutual Insurance Company	OH	IA	Encova Holdings, Inc.	Ownership	100.000	Encova Mutual Insurance Group, Inc.	NO	
			81-4951462				Encova Realty, LLC	OH	NIA	Motorists Mutual Insurance Company	Ownership	100.000	Encova Mutual Insurance Group, Inc.	NO	
			31-1712343				Encova Foundation of Ohio	OH	NIA	Motorists Mutual Insurance Company	Board		Encova Mutual Insurance Group, Inc.	NO	
.0291	Encova Mutual Insurance Group	12372	20-2394166				BrickStreet Mutual Insurance Company	WV	IA	Encova Holdings, Inc.	Ownership	100.000	Encova Mutual Insurance Group, Inc.	NO	
.0291	Encova Mutual Insurance Group	15137	46-1783383				PinnaclePoint Insurance Company	WV	IA	BrickStreet Mutual Insurance Company	Ownership	100.000	Encova Mutual Insurance Group, Inc.	NO	
.0291	Encova Mutual Insurance Group	13045	26-0818900				NorthStone Insurance Company	WV	IA	BrickStreet Mutual Insurance Company	Ownership	100.000	Encova Mutual Insurance Group, Inc.	NO	
.0291	Encova Mutual Insurance Group	15136	46-1795752				SummitPoint Insurance Company	WV	IA	BrickStreet Mutual Insurance Company	Ownership	100.000	Encova Mutual Insurance Group, Inc.	NO	
.0291	Encova Mutual Insurance Group	13016	87-0807723				AlleghenyPoint Insurance Company	WV	IA	BrickStreet Mutual Insurance Company	Ownership	100.000	Encova Mutual Insurance Group, Inc.	NO	
			80-0772825				Encova Foundation of West Virginia, Inc	WV	NIA	BrickStreet Mutual Insurance Company	Board		Encova Mutual Insurance Group, Inc.	NO	
			81-3585592				STCE HTC Federal Investor, LLC	GA	NIA	BrickStreet Mutual Insurance Company	Ownership	99.990	Encova Mutual Insurance Group, Inc.	YES	
			81-5313304				MPC Brickstreet 2017 Historic Fund, LLC	GA	NIA	BrickStreet Mutual Insurance Company	Ownership	99.990	Encova Mutual Insurance Group, Inc.	NO	
			82-4318558				MPC Brickstreet 2018 Historic Fund, LLC	GA	NIA	BrickStreet Mutual Insurance Company	Ownership	99.990	Encova Mutual Insurance Group, Inc.	NO	
			84-1783677				MPC Brickstreet 2019 Historic Fund, LLC	GA	NIA	BrickStreet Mutual Insurance Company	Ownership	99.990	Encova Mutual Insurance Group, Inc.	NO	
			87-2750169				MPC Brickstreet 2022 Historic Fund, LLC	GA	NIA	BrickStreet Mutual Insurance Company	Ownership	99.990	Encova Mutual Insurance Group, Inc.	YES	
			87-2607952				ISG ESG I, LLC	GA	NIA	BrickStreet Mutual Insurance Company	Ownership	50.000	Encova Mutual Insurance Group, Inc.	YES	
			86-1546423				Encova Insurance Service Center, LLC	OH	NIA	Motorists Mutual Insurance Company	Ownership	100.000	Encova Mutual Insurance Group, Inc.	NO	
			86-1371222				Encova Holdings, Inc.	OH	UDP	Encova Mutual Insurance Group, Inc.	Ownership	100.000	Encova Mutual Insurance Group, Inc.	NO	
			86-1286784				Encova Mutual Insurance Group, Inc.	OH	UIP	Encova Mutual Insurance Group, Inc.	Ownership	100.000	Encova Mutual Insurance Group, Inc.	NO	

Asterisk	Explanation
----------	-------------

ANNUAL STATEMENT FOR THE YEAR 2021 OF THE MOTORISTS MUTUAL INSURANCE COMPANY

SCHEDULE Y

PART 2 - SUMMARY OF INSURER'S TRANSACTIONS WITH ANY AFFILIATES

1	2	3	4	5	6	7	8	9	10	11	12	13
NAIC Company Code	ID Number	Names of Insurers and Parent, Subsidiaries or Affiliates	Shareholder Dividends	Capital Contributions	Purchases, Sales or Exchanges of Loans, Securities, Real Estate, Mortgage Loans or Other Investments	Income/ (Disbursements) Incurred in Connection with Guarantees or Undertakings for the Benefit of any Affiliate(s)	Management Agreements and Service Contracts	Income/ (Disbursements) Incurred Under Reinsurance Agreements	*	Any Other Material Activity Not in the Ordinary Course of the Insurer's Business	Totals	Reinsurance Recoverable/ (Payable) on Losses and/or Reserve Credit Taken/(Liability)
	41-1563134	Encova Insurance Agency, Inc.	0	0			(581,131)				(581,131)	0
13331	41-0299900	Motorists Commercial Mutual Insurance Co.	0	0								0
	31-1783451	Broad Street Brokerage Ins. Agency, LLC	0	0			(96,406,425)				(96,406,425)	0
10204	62-1590891	Consumers Insurance USA, Inc.	0	0			(43,565)				(43,565)	0
	42-1496478	IMARC, LLC	0	0			(139,332)				(139,332)	0
31577	42-1019089	Iowa American Insurance Company	0	0			0				0	0
14338	42-0333120	Iowa Mutual Insurance Company	0	0			(193,669)				(193,669)	0
40932	31-1022150	WICO Insurance Company	0	13,000,000			(5,029,957)				7,970,043	0
66311	31-0717055	Motorists Life Insurance Company	0	20,000,000			(2,151,684)				17,848,316	0
14621	31-4259550	Motorists Mutual Insurance Company	0	0			(1,889,105)				(1,889,105)	0
	31-0851906	Encova Service Corporation	0	(36,000,000)			67,014,809			30,702,313	61,717,122	0
23175	02-0178290	Phenix Mutual Fire Insurance Company	0	0			155,888,018			(22,890,589)	132,997,429	0
19950	39-0739760	Wilson Mutual Insurance Company	0	0			(1,995,955)				(1,995,955)	0
	81-4951462	Encova Realty, LLC	0	3,000,000			(7,815,624)				(4,815,624)	0
12372	20-2394166	BrickStreet Mutual Insurance Company	0	0			0			(7,811,724)	(7,811,724)	0
15136	46-1795752	SummitPoint Insurance Company	0	(16,000,000)			(32,972,430)				(48,972,430)	0
15137	46-1783383	PinnaclePoint Insurance Company	0	0			(9,249,307)				(9,249,307)	0
13045	26-0818900	NorthStone Insurance Company	0	0			(33,646,610)				(33,646,610)	0
13016	87-0807723	AlleghenyPoint Insurance Company	0	10,000,000			(26,816,790)				(16,816,790)	0
			0	6,000,000			(3,971,243)				2,028,757	0
9999999	Control Totals		0	0	0	0	0	0	XXX	0	0	0

ANNUAL STATEMENT FOR THE YEAR 2021 OF THE MOTORISTS MUTUAL INSURANCE COMPANY

SUPPLEMENTAL EXHIBITS AND SCHEDULES INTERROGATORIES

The following supplemental reports are required to be filed as part of your statement filing unless specifically waived by the domiciliary state. However, in the event that your domiciliary state waives the filing requirement, your response of **WAIVED** to the specific interrogatory will be accepted in lieu of filing a "NONE" report and a bar code will be printed below. If the supplement is required of your company but is not being filed for whatever reason enter **SEE EXPLANATION** and provide an explanation following the interrogatory questions.

MARCH FILING

- | | Responses |
|---|-----------|
| 1. Will an actuarial opinion be filed by March 1? | YES |
| 2. Will the Supplemental Compensation Exhibit be filed with the state of domicile by March 1? | YES |
| 3. Will the confidential Risk-based Capital Report be filed with the NAIC by March 1? | YES |
| 4. Will the confidential Risk-based Capital Report be filed with the state of domicile, if required by March 1? | YES |

APRIL FILING

- | | |
|--|-----|
| 5. Will the Insurance Expense Exhibit be filed with the state of domicile and the NAIC by April 1? | YES |
| 6. Will Management's Discussion and Analysis be filed by April 1? | YES |
| 7. Will the Supplemental Investment Risk Interrogatories be filed by April 1? | YES |

MAY FILING

- | | |
|--|-----|
| 8. Will this company be included in a combined annual statement which is filed with the NAIC by May 1? | YES |
|--|-----|

JUNE FILING

- | | |
|--|-----|
| 9. Will an audited financial report be filed by June 1? | YES |
| 10. Will Accountant's Letter of Qualifications be filed with the state of domicile and electronically with the NAIC by June 1? | YES |

The following supplemental reports are required to be filed as part of your annual statement filing **if your company is engaged in the type of business covered by the supplement. However, in the event that your company does not transact the type of business for which the special report must be filed, your response of NO to the specific interrogatory will be accepted in lieu of filing a "NONE" report and a bar code will be printed below.** If the supplement is required of your company but is not being filed for whatever reason enter **SEE EXPLANATION** and provide an explanation following the interrogatory questions.

MARCH FILING

- | | |
|--|-----|
| 11. Will Schedule SIS (Stockholder Information Supplement) be filed with the state of domicile by March 1? | NO |
| 12. Will the Financial Guaranty Insurance Exhibit be filed by March 1? | NO |
| 13. Will the Medicare Supplement Insurance Experience Exhibit be filed with the state of domicile and the NAIC by March 1? | NO |
| 14. Will Supplement A to Schedule T (Medical Professional Liability Supplement) be filed by March 1? | NO |
| 15. Will the Trusteed Surplus Statement be filed with the state of domicile and the NAIC by March 1? | NO |
| 16. Will the Premiums Attributed to Protected Cells Exhibit be filed by March 1? | NO |
| 17. Will the Reinsurance Summary Supplemental Filing for General Interrogatory 9 be filed with the state of domicile and the NAIC by March 1? | NO |
| 18. Will the Medicare Part D Coverage Supplement be filed with the state of domicile and the NAIC by March 1? | NO |
| 19. Will the confidential Actuarial Opinion Summary be filed with the state of domicile, if required, by March 15 (or the date otherwise specified)? | YES |
| 20. Will the Reinsurance Attestation Supplement be filed with the state of domicile and the NAIC by March 1? | YES |
| 21. Will the Exceptions to the Reinsurance Attestation Supplement be filed with the state of domicile by March 1? | NO |
| 22. Will the Bail Bond Supplement be filed with the state of domicile and the NAIC by March 1? | NO |
| 23. Will the Director and Officer Insurance Coverage Supplement be filed with the state of domicile and the NAIC by March 1? | NO |
| 24. Will an approval from the reporting entity's state of domicile for relief related to the five-year rotation requirement for lead audit partner be filed electronically with the NAIC by March 1? | NO |
| 25. Will an approval from the reporting entity's state of domicile for relief related to the one-year cooling off period for independent CPA be filed electronically with the NAIC by March 1? | NO |
| 26. Will an approval from the reporting entity's state of domicile for relief related to the Requirements for Audit Committees be filed electronically with the NAIC by March 1? | NO |
| 27. Will the Supplemental Schedule for Reinsurance Counterparty Reporting Exception - Asbestos and Pollution Contracts be filed with the state of domicile and the NAIC by March 1? | NO |

APRIL FILING

- | | |
|--|-----|
| 28. Will the Credit Insurance Experience Exhibit be filed with the state of domicile and the NAIC by April 1? | NO |
| 29. Will the Long-term Care Experience Reporting Forms be filed with the state of domicile and the NAIC by April 1? | NO |
| 30. Will the Accident and Health Policy Experience Exhibit be filed by April 1? | NO |
| 31. Will the Supplemental Health Care Exhibit (Parts 1, 2 and 3) be filed with the state of domicile and the NAIC by April 1? | NO |
| 32. Will the regulator only (non-public) Supplemental Health Care Exhibit's Expense Allocation Report be filed with the state of domicile and the NAIC by April 1? | NO |
| 33. Will the Cybersecurity and Identity Theft Insurance Coverage Supplement be filed with the state of domicile and the NAIC by April 1? | YES |
| 34. Will the Life, Health & Annuity Guaranty Association Assessable Premium Exhibit - Parts 1 and 2 be filed with the state of domicile and the NAIC by April 1? | NO |
| 35. Will the Private Flood Insurance Supplement be filed with the state of domicile and the NAIC by April 1? | NO |
| 36. Will the Mortgage Guaranty Insurance Exhibit be filed with the state of domicile and the NAIC by April 1? | NO |








AUGUST FILING

- | | |
|--|-----|
| 37. Will Management's Report of Internal Control Over Financial Reporting be filed with the state of domicile by August 1? | YES |
|--|-----|

Explanations:

11. The data for this supplement is not required to be filed
12. The data for this supplement is not required to be filed
13. The data for this supplement is not required to be filed
14. The data for this supplement is not required to be filed
15. The data for this supplement is not required to be filed
16. The data for this supplement is not required to be filed
17. The data for this supplement is not required to be filed
18. The data for this supplement is not required to be filed
21. The data for this supplement is not required to be filed
22. The data for this supplement is not required to be filed
23. The data for this supplement is not required to be filed
24. The data for this supplement is not required to be filed
25. The data for this supplement is not required to be filed
26. The data for this supplement is not required to be filed
27. The data for this supplement is not required to be filed
28. The data for this supplement is not required to be filed
29. The data for this supplement is not required to be filed
30. The data for this supplement is not required to be filed
31. The data for this supplement is not required to be filed
32. The data for this supplement is not required to be filed
34. The data for this supplement is not required to be filed
35. The data for this supplement is not required to be filed
36. The data for this supplement is not required to be filed

Bar Codes:

- | | |
|--|--|
| 11. SIS Stockholder Information Supplement [Document Identifier 420] |  |
| 12. Financial Guaranty Insurance Exhibit [Document Identifier 240] |  |
| 13. Medicare Supplement Insurance Experience Exhibit [Document Identifier 360] |  |
| 14. Supplement A to Schedule T [Document Identifier 455] |  |
| 15. Trusteed Surplus Statement [Document Identifier 490] |  |
| 16. Premiums Attributed to Protected Cells Exhibit [Document Identifier 385] |  |
| 17. Reinsurance Summary Supplemental Filing [Document Identifier 401] |  |

ANNUAL STATEMENT FOR THE YEAR 2021 OF THE MOTORISTS MUTUAL INSURANCE COMPANY
SUPPLEMENTAL EXHIBITS AND SCHEDULES INTERROGATORIES

18. Medicare Part D Coverage Supplement [Document Identifier 365]



21. Exceptions to the Reinsurance Attestation Supplement
[Document Identifier 400]



22. Bail Bond Supplement [Document Identifier 500]



23. Director and Officer Insurance Coverage Supplement [Document Identifier 505]



24. Relief from the five-year rotation requirement for lead audit partner
[Document Identifier 224]



25. Relief from the one-year cooling off period for independent CPA
[Document Identifier 225]



26. Relief from the Requirements for Audit Committees [Document Identifier 226]



27. Reinsurance Counterparty Reporting Exception – Asbestos and Pollution
Contracts [Document Identifier 555]



28. Credit Insurance Experience Exhibit [Document Identifier 230]



29. Long-Term Care Experience Reporting Forms [Document Identifier 306]



30. Accident and Health Policy Experience Exhibit [Document Identifier 210]



31. Supplemental Health Care Exhibit (Parts 1, 2 and 3) [Document Identifier 216]



32. Supplemental Health Care Exhibit's Expense Allocation Report
[Document Identifier 217]



34. Life, Health & Annuity Guaranty Association Assessable Premium Exhibit -
Parts 1 and 2 [Document Identifier 290]



35. Private Flood Insurance Supplement [Document Identifier 560]



36. Will the Mortgage Guaranty Insurance Exhibit [Document Identifier 565]



ANNUAL STATEMENT FOR THE YEAR 2021 OF THE MOTORISTS MUTUAL INSURANCE COMPANY
OVERFLOW PAGE FOR WRITE-INS

Additional Write-ins for Assets Line 25

	Current Year			Prior Year
	1 Assets	2 Nonadmitted Assets	3 Net Admitted Assets (Cols. 1 - 2)	4 Net Admitted Assets
2504. Equities and deposits in pools and associations	665,250		665,250	709,678
2505. State tax credits	479,437		479,437	568,038
2506. Misc Other Assets	224,564	46,280	178,284	220,978
2597. Summary of remaining write-ins for Line 25 from overflow page	1,369,251	46,280	1,322,971	1,498,694

Additional Write-ins for Liabilities Line 25

	1 Current Year	2 Prior Year
2504. State surcharges payable	59,446	(46,793)
2597. Summary of remaining write-ins for Line 25 from overflow page	59,446	(46,793)

Additional Write-ins for Underwriting and Investment Exhibit Part 3 Line 24

	1 Loss Adjustment Expenses	2 Other Underwriting Expenses	3 Investment Expenses	4 Total
2404. Misc Expenses	55	321,398	24,308	345,761
2405. Unalloc Direct Adj Exp	367,625	1,348	0	368,973
2497. Summary of remaining write-ins for Line 24 from overflow page	367,680	322,746	24,308	714,734

Additional Write-ins for Exhibit of Nonadmitted Assets Line 25

	1 Current Year Total Nonadmitted Assets	2 Prior Year Total Nonadmitted Assets	3 Change in Total Nonadmitted Assets (Col. 2 - Col. 1)
2504. Agency Loans	2,123,404	0	(2,123,404)
2505. Misc Other Assets	46,280	7,262	(39,018)
2597. Summary of remaining write-ins for Line 25 from overflow page	2,169,684	7,262	(2,162,422)