



PROPERTY AND CASUALTY COMPANIES - ASSOCIATION EDITION

ANNUAL STATEMENT

FOR THE YEAR ENDED DECEMBER 31, 2021
OF THE CONDITION AND AFFAIRS OF THE

Republic-Franklin Insurance Company

NAIC Group Code 0201 (Current) 0201 (Prior) NAIC Company Code 12475 Employer's ID Number 31-4290270

Organized under the Laws of Ohio, State of Domicile or Port of Entry OH
Country of Domicile United States of America

Incorporated/Organized 02/10/1949 Commenced Business 02/10/1949

Statutory Home Office 2 Easton Oval, Suite 225, Columbus, OH, US 43219
(Street and Number) (City or Town, State, Country and Zip Code)

Main Administrative Office 180 Genesee Street, New Hartford, NY, US 13413
(Street and Number) (City or Town, State, Country and Zip Code)
800-598-8422 (Area Code) (Telephone Number)

Mail Address Post Office Box 530, Utica, NY, US 13503-0530
(Street and Number or P.O. Box) (City or Town, State, Country and Zip Code)

Primary Location of Books and Records 180 Genesee Street, New Hartford, NY, US 13413
(Street and Number) (City or Town, State, Country and Zip Code)
800-598-8422 (Area Code) (Telephone Number)

Internet Website Address www.uticanational.com

Statutory Statement Contact Rose Ann Greig, 315-734-2420
(Name) (Area Code) (Telephone Number)
rose.greig@uticanational.com, 315-734-2994
(E-mail Address) (FAX Number)

OFFICERS

Chairman & CEO Richard Patrick Creedon Treasurer Brian Wade Miller Jr.
President & COO Kristen Holly Martin Secretary Louisa Suzanne Ruffine

OTHER

Steven Paul Guzski, Executive Vice President

DIRECTORS OR TRUSTEES

Clarence William Bachman Richard Patrick Creedon Paul Alan Hagstrom, Ph.D.
Gregory Miller Harden Zelda Jean Holcomb, Ph.D. Kristen Holly Martin
Peter Joseph O'Neill Linda Ellen Romano Eric Keith Scholl

State of New York SS
County of Oneida

The officers of this reporting entity being duly sworn, each depose and say that they are the described officers of said reporting entity, and that on the reporting period stated above, all of the herein described assets were the absolute property of the said reporting entity, free and clear from any liens or claims thereon, except as herein stated, and that this statement, together with related exhibits, schedules and explanations therein contained, annexed or referred to, is a full and true statement of all the assets and liabilities and of the condition and affairs of the said reporting entity as of the reporting period stated above, and of its income and deductions therefrom for the period ended, and have been completed in accordance with the NAIC Annual Statement Instructions and Accounting Practices and Procedures manual except to the extent that: (1) state law may differ; or, (2) that state rules or regulations require differences in reporting not related to accounting practices and procedures, according to the best of their information, knowledge and belief, respectively. Furthermore, the scope of this attestation by the described officers also includes the related corresponding electronic filing with the NAIC, when required, that is an exact copy (except for formatting differences due to electronic filing) of the enclosed statement. The electronic filing may be requested by various regulators in lieu of or in addition to the enclosed statement.

Kristen Holly Martin
President & COO

Elizabeth Mary Miller
SVP, CFO & Treasurer

Louisa Suzanne Ruffine
Secretary

Subscribed and sworn to before me this
day of

- a. Is this an original filing? Yes [X] No []
b. If no,
1. State the amendment number.....
2. Date filed
3. Number of pages attached.....



ANNUAL STATEMENT FOR THE YEAR 2021 OF THE REPUBLIC-FRANKLIN INSURANCE COMPANY
EXHIBIT OF PREMIUMS AND LOSSES (Statutory Page 14)

NAIC Group Code 0201

BUSINESS IN THE STATE OF Connecticut

DURING THE YEAR 2021

NAIC Company Code 12475

Line of Business	Gross Premiums, Including Policy and Membership Fees, Less Return Premiums and Premiums on Policies not Taken		3 Dividends Paid or Credited to Policyholders on Direct Business	4 Direct Unearned Premium Reserves	5 Direct Losses Paid (deducting salvage)	6 Direct Losses Incurred	7 Direct Losses Unpaid	8 Direct Defense and Cost Containment Expense Paid	9 Direct Defense and Cost Containment Expense Incurred	10 Direct Defense and Cost Containment Expense Unpaid	11 Commissions and Brokerage Expenses	12 Taxes, Licenses and Fees
	1 Direct Premiums Written	2 Direct Premiums Earned										
1. Fire	8,290	2,985		5,305		13	13		1	1	1,413	557
2.1 Allied lines	21,582	7,535		14,047							3,679	214
2.2 Multiple peril crop												
2.3 Federal flood												
2.4 Private crop												
2.5 Private flood												
3. Farmowners multiple peril												
4. Homeowners multiple peril	3,893,966	4,177,139		1,977,643	2,304,313	1,954,107	1,371,367	143,664	72,916	163,220	705,769	57,233
5.1 Commercial multiple peril (non-liability portion)	5,919,088	5,424,967	43,862	3,011,152	2,481,899	1,359,437	1,149,586	170,490	157,805	127,313	1,078,286	77,202
5.2 Commercial multiple peril (liability portion)	6,603,760	6,179,878	28,702	3,327,254	1,577,169	2,956,558	7,672,244	689,892	1,053,858	2,447,920	1,154,927	84,046
6. Mortgage guaranty												
8. Ocean marine												
9. Inland marine	68,820	78,199		33,396	13,075	12,958	585	8	(2)	118	13,421	1,158
10. Financial guaranty												
11. Medical professional liability												
12. Earthquake	1,370	1,915		585							295	22
13. Group accident and health (b)												
14. Credit accident and health (group and individual)												
15.1 Collectively renewable accident and health (b)												
15.2 Non-cancelable accident and health(b)												
15.3 Guaranteed renewable accident and health(b)												
15.4 Non-renewable for stated reasons only (b)												
15.5 Other accident only												
15.6 Medicare Title XVIII exempt from state taxes or fees												
15.7 All other accident and health (b)												
15.8 Federal employees health benefits plan premium (b)												
16. Workers' compensation	6,573,502	5,982,281	81,857	2,990,167	2,820,594	2,976,261	8,572,569	396,504	502,551	1,121,093	809,669	5,761
17.1 Other Liability - occurrence	934,924	908,745		481,500		178,036	514,041		2,595	4,872	127,338	15,023
17.2 Other Liability - claims made	1,312,856	1,321,288		505,144	773,785	(702,993)	1,301,167	256,124	(217,717)	505,451	206,553	17,261
17.3 Excess workers' compensation												
18. Products liability		103				46	47		0	0	0	(12)
19.1 Private passenger auto no-fault (personal injury protection)	368	503		190		(10)	11		(1)	1	59	(142)
19.2 Other private passenger auto liability	154,750	173,006		76,444	9,492	(1,757)	59,527	359	(2,126)	5,172	17,060	2,175
19.3 Commercial auto no-fault (personal injury protection)		4				0	0				0	29
19.4 Other commercial auto liability	6,777,757	7,104,052	21,158	3,374,800	3,081,198	3,689,645	5,780,685	317,163	419,515	921,618	1,093,478	94,235
21.1 Private passenger auto physical damage	101,474	112,342		49,721	24,904	26,366	3,433	1,379	1,303	106	15,292	1,346
21.2 Commercial auto physical damage	1,815,716	1,900,052	7,552	881,308	1,129,672	562,158	103,348	58,366	8,242	21,659	294,504	26,196
22. Aircraft (all perils)												
23. Fidelity												
24. Surety												0
26. Burglary and theft	141	71		70		1	1				24	1
27. Boiler and machinery												
28. Credit												
29. International												
30. Warranty												
34. Aggregate write-ins for other lines of business												
35. TOTALS (a)	34,188,364	33,375,065	183,131	16,728,726	14,216,101	13,010,826	26,528,626	2,033,968	1,998,941	5,318,545	5,521,768	382,304
DETAILS OF WRITE-INS												
3401.												
3402.												
3403.												
3498. Summary of remaining write-ins for Line 34 from overflow page												
3499. Totals (Lines 3401 thru 3403 plus 3498)(Line 34 above)												

(a) Finance and service charges not included in Lines 1 to 35 \$ 87,011

(b) For health business on indicated lines report: Number of persons insured under PPO managed care products and number of persons insured under indemnity only products

19 CT



ANNUAL STATEMENT FOR THE YEAR 2021 OF THE REPUBLIC-FRANKLIN INSURANCE COMPANY

EXHIBIT OF PREMIUMS AND LOSSES (Statutory Page 14)

NAIC Group Code 0201

BUSINESS IN THE STATE OF Delaware

DURING THE YEAR 2021

NAIC Company Code 12475

Line of Business	Gross Premiums, Including Policy and Membership Fees, Less Return Premiums and Premiums on Policies not Taken		3 Dividends Paid or Credited to Policyholders on Direct Business	4 Direct Unearned Premium Reserves	5 Direct Losses Paid (deducting salvage)	6 Direct Losses Incurred	7 Direct Losses Unpaid	8 Direct Defense and Cost Containment Expense Paid	9 Direct Defense and Cost Containment Expense Incurred	10 Direct Defense and Cost Containment Expense Unpaid	11 Commissions and Brokerage Expenses	12 Taxes, Licenses and Fees
	1 Direct Premiums Written	2 Direct Premiums Earned										
1. Fire												1,265
2.1 Allied lines												4
2.2 Multiple peril crop												
2.3 Federal flood												
2.4 Private crop												
2.5 Private flood												
3. Farmowners multiple peril												
4. Homeowners multiple peril												497
5.1 Commercial multiple peril (non-liability portion)	138,771	140,359		69,713	1,719	9,426	13,265		(23)	216	23,516	6,814
5.2 Commercial multiple peril (liability portion)	115,542	105,938		56,437	20,330	39,859	149,749	20,105	9,985	47,033	17,003	9,154
6. Mortgage guaranty												
8. Ocean marine												
9. Inland marine												17
10. Financial guaranty												
11. Medical professional liability												
12. Earthquake												0
13. Group accident and health (b)												
14. Credit accident and health (group and individual)												
15.1 Collectively renewable accident and health (b)												
15.2 Non-cancelable accident and health(b)												
15.3 Guaranteed renewable accident and health(b)												
15.4 Non-renewable for stated reasons only (b)												
15.5 Other accident only												
15.6 Medicare Title XVIII exempt from state taxes or fees												
15.7 All other accident and health (b)												
15.8 Federal employees health benefits plan premium (b)												
16. Workers' compensation	296,219	301,166	1,407	134,731	152,585	(101,345)	1,787,655	25,000	(1,030)	280,250	30,248	20,981
17.1 Other Liability - occurrence	101,512	83,077		63,387		10,293	43,783		236	484	13,410	3,256
17.2 Other Liability - claims made	138,770	141,803		42,338		(116,069)	20,665	22,640	(8,013)	47,585	22,135	4,400
17.3 Excess workers' compensation												
18. Products liability	1,181	595		586		106	106		0	0	177	10
19.1 Private passenger auto no-fault (personal injury protection)												37
19.2 Other private passenger auto liability												113
19.3 Commercial auto no-fault (personal injury protection)	20,934	16,434		12,691	135,170	52,373	12,567	4,485	(1,259)	6,497	3,427	361
19.4 Other commercial auto liability	243,688	230,581		129,753	130,000	218,256	342,056	14,817	20,800	44,403	40,554	6,704
21.1 Private passenger auto physical damage												78
21.2 Commercial auto physical damage	60,275	54,796		28,765	56,743	54,927	(2,163)	1,308	(984)	(1,757)	9,829	1,698
22. Aircraft (all perils)												
23. Fidelity												
24. Surety												0
26. Burglary and theft												0
27. Boiler and machinery												
28. Credit												
29. International												
30. Warranty												
34. Aggregate write-ins for other lines of business												
35. TOTALS (a)	1,116,892	1,074,749	1,407	538,401	496,547	167,827	2,367,684	88,356	19,713	424,710	160,299	55,388
DETAILS OF WRITE-INS												
3401.												
3402.												
3403.												
3498. Summary of remaining write-ins for Line 34 from overflow page												
3499. Totals (Lines 3401 thru 3403 plus 3498)(Line 34 above)												

(a) Finance and service charges not included in Lines 1 to 35 \$ 1,297

(b) For health business on indicated lines report: Number of persons insured under PPO managed care products and number of persons insured under indemnity only products

19/DE



ANNUAL STATEMENT FOR THE YEAR 2021 OF THE REPUBLIC-FRANKLIN INSURANCE COMPANY

EXHIBIT OF PREMIUMS AND LOSSES (Statutory Page 14)

NAIC Group Code 0201

BUSINESS IN THE STATE OF District of Columbia

DURING THE YEAR 2021

NAIC Company Code 12475

Line of Business	Gross Premiums, Including Policy and Membership Fees, Less Return Premiums and Premiums on Policies not Taken		3 Dividends Paid or Credited to Policyholders on Direct Business	4 Direct Unearned Premium Reserves	5 Direct Losses Paid (deducting salvage)	6 Direct Losses Incurred	7 Direct Losses Unpaid	8 Direct Defense and Cost Containment Expense Paid	9 Direct Defense and Cost Containment Expense Incurred	10 Direct Defense and Cost Containment Expense Unpaid	11 Commissions and Brokerage Expenses	12 Taxes, Licenses and Fees
	1 Direct Premiums Written	2 Direct Premiums Earned										
1. Fire												42
2.1 Allied lines												3
2.2 Multiple peril crop												
2.3 Federal flood												
2.4 Private crop												
2.5 Private flood												
3. Farmowners multiple peril												
4. Homeowners multiple peril												375
5.1 Commercial multiple peril (non-liability portion)	41,398	39,406		13,733		18,782	19,721	246	561	346	6,232	3,895
5.2 Commercial multiple peril (liability portion)	79,959	77,079		28,553		(11,482)	32,969	6,084	(4,285)	9,784	13,678	6,658
6. Mortgage guaranty												
8. Ocean marine												
9. Inland marine												28
10. Financial guaranty												
11. Medical professional liability												
12. Earthquake												0
13. Group accident and health (b)												
14. Credit accident and health (group and individual)												
15.1 Collectively renewable accident and health (b)												
15.2 Non-cancelable accident and health(b)												
15.3 Guaranteed renewable accident and health(b)												
15.4 Non-renewable for stated reasons only (b)												
15.5 Other accident only												
15.6 Medicare Title XVIII exempt from state taxes or fees												
15.7 All other accident and health (b)												
15.8 Federal employees health benefits plan premium (b)												
16. Workers' compensation	94,633	94,134		51,283		(8,416)	15,727	7	(3,063)	1,253	9,783	4,273
17.1 Other Liability - occurrence	12,258	8,123		6,476		644	3,111		7	24	1,709	762
17.2 Other Liability - claims made												714
17.3 Excess workers' compensation												
18. Products liability												2
19.1 Private passenger auto no-fault (personal injury protection)												28
19.2 Other private passenger auto liability												86
19.3 Commercial auto no-fault (personal injury protection)	978	1,133		525		0	31		0	7	160	61
19.4 Other commercial auto liability	30,820	34,500		17,228		1,920	7,894		109	724	5,104	2,429
21.1 Private passenger auto physical damage												59
21.2 Commercial auto physical damage	5,092	4,809		2,952		11	38	3	(7)	6	851	600
22. Aircraft (all perils)												
23. Fidelity												
24. Surety												0
26. Burglary and theft												0
27. Boiler and machinery												
28. Credit												
29. International												
30. Warranty												
34. Aggregate write-ins for other lines of business												
35. TOTALS (a)	265,138	259,184		120,750		1,459	79,491	6,340	(6,679)	12,144	37,517	20,015
DETAILS OF WRITE-INS												
3401.												
3402.												
3403.												
3498. Summary of remaining write-ins for Line 34 from overflow page												
3499. Totals (Lines 3401 thru 3403 plus 3498)(Line 34 above)												

(a) Finance and service charges not included in Lines 1 to 35 \$ 193

(b) For health business on indicated lines report: Number of persons insured under PPO managed care products and number of persons insured under indemnity only products

19DC



ANNUAL STATEMENT FOR THE YEAR 2021 OF THE REPUBLIC-FRANKLIN INSURANCE COMPANY

EXHIBIT OF PREMIUMS AND LOSSES (Statutory Page 14)

NAIC Group Code 0201

BUSINESS IN THE STATE OF Georgia

DURING THE YEAR 2021

NAIC Company Code 12475

Table with 12 columns: Line of Business, Direct Premiums Written, Direct Premiums Earned, Dividends Paid or Credited to Policyholders on Direct Business, Direct Unearned Premium Reserves, Direct Losses Paid (deducting salvage), Direct Losses Incurred, Direct Losses Unpaid, Direct Defense and Cost Containment Expense Paid, Direct Defense and Cost Containment Expense Incurred, Direct Defense and Cost Containment Expense Unpaid, Commissions and Brokerage Expenses, Taxes, Licenses and Fees. Rows include Fire, Multiple peril crop, Commercial multiple peril, etc., ending with a TOTALS row.

(a) Finance and service charges not included in Lines 1 to 35 \$ 24,494

(b) For health business on indicated lines report: Number of persons insured under PPO managed care products and number of persons insured under indemnity only products

19 GA



ANNUAL STATEMENT FOR THE YEAR 2021 OF THE REPUBLIC-FRANKLIN INSURANCE COMPANY

EXHIBIT OF PREMIUMS AND LOSSES (Statutory Page 14)

NAIC Group Code 0201

BUSINESS IN THE STATE OF Illinois

DURING THE YEAR 2021

NAIC Company Code 12475

Table with 12 columns: Line of Business, Direct Premiums Written, Direct Premiums Earned, Dividends Paid or Credited to Policyholders on Direct Business, Direct Unearned Premium Reserves, Direct Losses Paid (deducting salvage), Direct Losses Incurred, Direct Losses Unpaid, Direct Defense and Cost Containment Expense Paid, Direct Defense and Cost Containment Expense Incurred, Direct Defense and Cost Containment Expense Unpaid, Commissions and Brokerage Expenses, Taxes, Licenses and Fees. Rows include various insurance categories like Fire, Multiple peril, Commercial multiple peril, etc., ending with a TOTALS row.

(a) Finance and service charges not included in Lines 1 to 35 \$ 19,511

(b) For health business on indicated lines report: Number of persons insured under PPO managed care products and number of persons insured under indemnity only products

19.1L



ANNUAL STATEMENT FOR THE YEAR 2021 OF THE REPUBLIC-FRANKLIN INSURANCE COMPANY

EXHIBIT OF PREMIUMS AND LOSSES (Statutory Page 14)

NAIC Group Code 0201

BUSINESS IN THE STATE OF Indiana

DURING THE YEAR 2021

NAIC Company Code 12475

Table with 12 columns: Line of Business, Direct Premiums Written, Direct Premiums Earned, Dividends Paid or Credited to Policyholders on Direct Business, Direct Unearned Premium Reserves, Direct Losses Paid (deducting salvage), Direct Losses Incurred, Direct Losses Unpaid, Direct Defense and Cost Containment Expense Paid, Direct Defense and Cost Containment Expense Incurred, Direct Defense and Cost Containment Expense Unpaid, Commissions and Brokerage Expenses, Taxes, Licenses and Fees. Rows include various insurance lines like Fire, Multiple peril crop, Commercial multiple peril, etc., ending with a TOTALS row.

(a) Finance and service charges not included in Lines 1 to 35 \$ 1,092

(b) For health business on indicated lines report: Number of persons insured under PPO managed care products and number of persons insured under indemnity only products

19 IN



ANNUAL STATEMENT FOR THE YEAR 2021 OF THE REPUBLIC-FRANKLIN INSURANCE COMPANY

EXHIBIT OF PREMIUMS AND LOSSES (Statutory Page 14)

NAIC Group Code 0201

BUSINESS IN THE STATE OF Kansas

DURING THE YEAR 2021

NAIC Company Code 12475

Table with 12 columns: Line of Business, Direct Premiums Written, Direct Premiums Earned, Dividends Paid or Credited to Policyholders on Direct Business, Direct Unearned Premium Reserves, Direct Losses Paid (deducting salvage), Direct Losses Incurred, Direct Losses Unpaid, Direct Defense and Cost Containment Expense Paid, Direct Defense and Cost Containment Expense Incurred, Direct Defense and Cost Containment Expense Unpaid, Commissions and Brokerage Expenses, Taxes, Licenses and Fees. Rows include various insurance lines like Fire, Multiple peril crop, Commercial multiple peril, etc., ending with a TOTALS row.

19 KS

(a) Finance and service charges not included in Lines 1 to 35 \$410

(b) For health business on indicated lines report: Number of persons insured under PPO managed care products and number of persons insured under indemnity only products



ANNUAL STATEMENT FOR THE YEAR 2021 OF THE REPUBLIC-FRANKLIN INSURANCE COMPANY

EXHIBIT OF PREMIUMS AND LOSSES (Statutory Page 14)

NAIC Group Code 0201

BUSINESS IN THE STATE OF Maryland

DURING THE YEAR 2021

NAIC Company Code 12475

Line of Business	Gross Premiums, Including Policy and Membership Fees, Less Return Premiums and Premiums on Policies not Taken		3 Dividends Paid or Credited to Policyholders on Direct Business	4 Direct Unearned Premium Reserves	5 Direct Losses Paid (deducting salvage)	6 Direct Losses Incurred	7 Direct Losses Unpaid	8 Direct Defense and Cost Containment Expense Paid	9 Direct Defense and Cost Containment Expense Incurred	10 Direct Defense and Cost Containment Expense Unpaid	11 Commissions and Brokerage Expenses	12 Taxes, Licenses and Fees
	1 Direct Premiums Written	2 Direct Premiums Earned										
1. Fire												410
2.1 Allied lines												1
2.2 Multiple peril crop												
2.3 Federal flood												
2.4 Private crop												
2.5 Private flood												
3. Farmowners multiple peril												
4. Homeowners multiple peril												(378)
5.1 Commercial multiple peril (non-liability portion)	1,265,999	1,225,122	262	628,041	889,607	879,519	109,129	49,544	33,782	14,462	220,667	21,486
5.2 Commercial multiple peril (liability portion)	1,349,492	1,286,388	587	656,544	213,696	(33,445)	1,514,054	253,100	193,220	511,594	230,984	22,776
6. Mortgage guaranty												
8. Ocean marine												
9. Inland marine												4
10. Financial guaranty												
11. Medical professional liability												
12. Earthquake												0
13. Group accident and health (b)												
14. Credit accident and health (group and individual)												
15.1 Collectively renewable accident and health (b)												
15.2 Non-cancelable accident and health(b)												
15.3 Guaranteed renewable accident and health(b)												
15.4 Non-renewable for stated reasons only (b)												
15.5 Other accident only												
15.6 Medicare Title XVIII exempt from state taxes or fees												
15.7 All other accident and health (b)												
15.8 Federal employees health benefits plan premium (b)												
16. Workers' compensation	1,385,692	1,395,753	1,650	668,929	735,345	(535,188)	3,476,458	75,356	(22,122)	475,285	172,079	55,442
17.1 Other Liability - occurrence	409,382	283,738		253,784		22,382	132,658		476	1,236	55,238	5,650
17.2 Other Liability - claims made	631,197	713,601		284,219		125,499	288,600	16,695	81,980	142,596	99,819	10,374
17.3 Excess workers' compensation												
18. Products liability												(3)
19.1 Private passenger auto no-fault (personal injury protection)												(37)
19.2 Other private passenger auto liability												(99)
19.3 Commercial auto no-fault (personal injury protection)	23,894	22,298	25	11,085	7,103	19,791	14,791		487	1,809	4,171	484
19.4 Other commercial auto liability	1,551,849	1,399,552	1,362	708,909	680,038	900,279	829,209	8,136	29,724	74,117	266,237	32,131
21.1 Private passenger auto physical damage												(70)
21.2 Commercial auto physical damage	506,744	492,001	489	223,881	486,078	498,249	46,273	9,040	82	6,905	86,541	10,747
22. Aircraft (all perils)												
23. Fidelity												
24. Surety												0
26. Burglary and theft												0
27. Boiler and machinery												
28. Credit												
29. International												
30. Warranty												
34. Aggregate write-ins for other lines of business												
35. TOTALS (a)	7,124,249	6,818,453	4,375	3,435,392	3,011,867	1,877,086	6,411,171	411,870	317,629	1,228,003	1,135,737	158,916
DETAILS OF WRITE-INS												
3401.												
3402.												
3403.												
3498. Summary of remaining write-ins for Line 34 from overflow page												
3499. Totals (Lines 3401 thru 3403 plus 3498)(Line 34 above)												

(a) Finance and service charges not included in Lines 1 to 35 \$ 8,766

(b) For health business on indicated lines report: Number of persons insured under PPO managed care products and number of persons insured under indemnity only products

19 MD



ANNUAL STATEMENT FOR THE YEAR 2021 OF THE REPUBLIC-FRANKLIN INSURANCE COMPANY

EXHIBIT OF PREMIUMS AND LOSSES (Statutory Page 14)

NAIC Group Code 0201

BUSINESS IN THE STATE OF Massachusetts

DURING THE YEAR 2021

NAIC Company Code 12475

Line of Business	Gross Premiums, Including Policy and Membership Fees, Less Return Premiums and Premiums on Policies not Taken		3 Dividends Paid or Credited to Policyholders on Direct Business	4 Direct Unearned Premium Reserves	5 Direct Losses Paid (deducting salvage)	6 Direct Losses Incurred	7 Direct Losses Unpaid	8 Direct Defense and Cost Containment Expense Paid	9 Direct Defense and Cost Containment Expense Incurred	10 Direct Defense and Cost Containment Expense Unpaid	11 Commissions and Brokerage Expenses	12 Taxes, Licenses and Fees
	1 Direct Premiums Written	2 Direct Premiums Earned										
1. Fire	298	291		147		3	4		1	1	58	1,153
2.1 Allied lines	301	295		149							58	(9)
2.2 Multiple peril crop												
2.3 Federal flood												
2.4 Private crop												
2.5 Private flood												
3. Farmowners multiple peril												
4. Homeowners multiple peril												(5,713)
5.1 Commercial multiple peril (non-liability portion)	5,095,840	4,894,866	129,979	2,553,893	1,565,489	2,844,239	2,177,199	56,642	92,321	112,626	934,904	118,314
5.2 Commercial multiple peril (liability portion)	5,299,108	5,015,104	96,200	2,567,388	896,988	941,882	4,287,657	347,313	348,683	1,438,115	945,182	136,912
6. Mortgage guaranty												
8. Ocean marine												
9. Inland marine												341
10. Financial guaranty												
11. Medical professional liability												
12. Earthquake												(5)
13. Group accident and health (b)												
14. Credit accident and health (group and individual)												
15.1 Collectively renewable accident and health (b)												
15.2 Non-cancelable accident and health(b)												
15.3 Guaranteed renewable accident and health(b)												
15.4 Non-renewable for stated reasons only (b)												
15.5 Other accident only												
15.6 Medicare Title XVIII exempt from state taxes or fees												
15.7 All other accident and health (b)												
15.8 Federal employees health benefits plan premium (b)												
16. Workers' compensation	2,977,002	2,956,381	73,475	1,167,552	997,349	2,001,966	5,079,148	113,312	234,514	555,349	316,304	87,748
17.1 Other Liability - occurrence	1,215,845	893,612		709,354		6,456	429,242		1,672	5,340	164,050	30,467
17.2 Other Liability - claims made	1,913,125	2,040,620		1,041,452	718,358	194,911	715,103	162,519	90,113	377,339	302,744	37,494
17.3 Excess workers' compensation												
18. Products liability	18,734	18,483		3,023		4,824	7,950		14	22	3,360	676
19.1 Private passenger auto no-fault (personal injury protection)												(470)
19.2 Other private passenger auto liability											201	(1,364)
19.3 Commercial auto no-fault (personal injury protection)	42,581	38,917	478	22,674	9,948	6,350	23,355	8,014	7,171	5,337	7,545	662
19.4 Other commercial auto liability	2,794,857	2,603,755	24,452	1,462,405	556,309	1,056,655	3,182,578	66,092	75,573	369,081	489,232	58,101
21.1 Private passenger auto physical damage												(950)
21.2 Commercial auto physical damage	1,409,259	1,456,397	7,669	667,169	570,930	679,454	143,973	24,231	33,202	18,610	247,821	40,459
22. Aircraft (all perils)												
23. Fidelity												
24. Surety												(2)
26. Burglary and theft												(2)
27. Boiler and machinery												
28. Credit												
29. International												
30. Warranty												
34. Aggregate write-ins for other lines of business												
35. TOTALS (a)	20,766,951	19,918,722	332,253	10,195,206	5,315,370	7,736,740	16,046,208	778,123	883,263	2,881,820	3,411,458	503,812
DETAILS OF WRITE-INS												
3401.												
3402.												
3403.												
3498. Summary of remaining write-ins for Line 34 from overflow page												
3499. Totals (Lines 3401 thru 3403 plus 3498)(Line 34 above)												

(a) Finance and service charges not included in Lines 1 to 35 \$ 26,386

(b) For health business on indicated lines report: Number of persons insured under PPO managed care products and number of persons insured under indemnity only products

19 MA



ANNUAL STATEMENT FOR THE YEAR 2021 OF THE REPUBLIC-FRANKLIN INSURANCE COMPANY

EXHIBIT OF PREMIUMS AND LOSSES (Statutory Page 14)

NAIC Group Code 0201

BUSINESS IN THE STATE OF Michigan

DURING THE YEAR 2021

NAIC Company Code 12475

Table with 12 columns: Line of Business, Direct Premiums Written, Direct Premiums Earned, Dividends Paid or Credited to Policyholders on Direct Business, Direct Unearned Premium Reserves, Direct Losses Paid (deducting salvage), Direct Losses Incurred, Direct Losses Unpaid, Direct Defense and Cost Containment Expense Paid, Direct Defense and Cost Containment Expense Incurred, Direct Defense and Cost Containment Expense Unpaid, Commissions and Brokerage Expenses, Taxes, Licenses and Fees. Rows include Fire, Multiple peril crop, Commercial multiple peril, etc., ending with a TOTALS row.

(a) Finance and service charges not included in Lines 1 to 35 \$ 2,694

(b) For health business on indicated lines report: Number of persons insured under PPO managed care products and number of persons insured under indemnity only products

19.MI



ANNUAL STATEMENT FOR THE YEAR 2021 OF THE REPUBLIC-FRANKLIN INSURANCE COMPANY

EXHIBIT OF PREMIUMS AND LOSSES (Statutory Page 14)

NAIC Group Code 0201

BUSINESS IN THE STATE OF New Hampshire

DURING THE YEAR 2021

NAIC Company Code 12475

Line of Business	Gross Premiums, Including Policy and Membership Fees, Less Return Premiums and Premiums on Policies not Taken		3 Dividends Paid or Credited to Policyholders on Direct Business	4 Direct Unearned Premium Reserves	5 Direct Losses Paid (deducting salvage)	6 Direct Losses Incurred	7 Direct Losses Unpaid	8 Direct Defense and Cost Containment Expense Paid	9 Direct Defense and Cost Containment Expense Incurred	10 Direct Defense and Cost Containment Expense Unpaid	11 Commissions and Brokerage Expenses	12 Taxes, Licenses and Fees
	1 Direct Premiums Written	2 Direct Premiums Earned										
1. Fire												485
2.1 Allied lines												2
2.2 Multiple peril crop												
2.3 Federal flood												
2.4 Private crop												
2.5 Private flood												
3. Farmowners multiple peril												
4. Homeowners multiple peril												205
5.1 Commercial multiple peril (non-liability portion)	630,886	545,327	12,968	342,272	60,611	81,125	29,069	1,633	(2,786)	1,448	116,244	8,185
5.2 Commercial multiple peril (liability portion)	556,238	466,852	6,784	255,035	3,611	403,970	551,074	11,064	90,622	146,533	96,328	10,432
6. Mortgage guaranty												
8. Ocean marine												
9. Inland marine												117
10. Financial guaranty												
11. Medical professional liability												
12. Earthquake												0
13. Group accident and health (b)												
14. Credit accident and health (group and individual)												
15.1 Collectively renewable accident and health (b)												
15.2 Non-cancelable accident and health(b)												
15.3 Guaranteed renewable accident and health(b)												
15.4 Non-renewable for stated reasons only (b)												
15.5 Other accident only												
15.6 Medicare Title XVIII exempt from state taxes or fees												
15.7 All other accident and health (b)												
15.8 Federal employees health benefits plan premium (b)												
16. Workers' compensation	469,866	483,881	14,160	236,509	400,283	598,492	621,901	16,393	29,360	72,245	59,123	99,303
17.1 Other Liability - occurrence												243
17.2 Other Liability - claims made												389
17.3 Excess workers' compensation												
18. Products liability												1
19.1 Private passenger auto no-fault (personal injury protection)												15
19.2 Other private passenger auto liability												46
19.3 Commercial auto no-fault (personal injury protection)												24
19.4 Other commercial auto liability	237,986	206,368	3,438	101,772	18,315	26,918	51,820	150	(1,564)	3,624	43,461	6,261
21.1 Private passenger auto physical damage												32
21.2 Commercial auto physical damage	103,339	88,930	1,359	49,007	66,976	65,726	6,745	2,189	3,793	2,743	18,681	2,245
22. Aircraft (all perils)												
23. Fidelity												
24. Surety												0
26. Burglary and theft												0
27. Boiler and machinery												
28. Credit												
29. International												
30. Warranty												
34. Aggregate write-ins for other lines of business												
35. TOTALS (a)	1,998,315	1,791,358	38,710	984,595	549,796	1,176,231	1,260,610	31,428	119,424	226,593	333,837	127,985
DETAILS OF WRITE-INS												
3401.												
3402.												
3403.												
3498. Summary of remaining write-ins for Line 34 from overflow page												
3499. Totals (Lines 3401 thru 3403 plus 3498)(Line 34 above)												

(a) Finance and service charges not included in Lines 1 to 35 \$ 2,700

(b) For health business on indicated lines report: Number of persons insured under PPO managed care products and number of persons insured under indemnity only products

19 NH



ANNUAL STATEMENT FOR THE YEAR 2021 OF THE REPUBLIC-FRANKLIN INSURANCE COMPANY

EXHIBIT OF PREMIUMS AND LOSSES (Statutory Page 14)

NAIC Group Code 0201

BUSINESS IN THE STATE OF New Jersey

DURING THE YEAR 2021

NAIC Company Code 12475

Table with 12 columns: Line of Business, Direct Premiums Written, Direct Premiums Earned, Dividends Paid or Credited to Policyholders on Direct Business, Direct Unearned Premium Reserves, Direct Losses Paid (deducting salvage), Direct Losses Incurred, Direct Losses Unpaid, Direct Defense and Cost Containment Expense Paid, Direct Defense and Cost Containment Expense Incurred, Direct Defense and Cost Containment Expense Unpaid, Commissions and Brokerage Expenses, Taxes, Licenses and Fees. Rows include Fire, Multiple peril crop, Commercial multiple peril, etc., ending with a TOTALS row.

(a) Finance and service charges not included in Lines 1 to 35 \$ 76,363

(b) For health business on indicated lines report: Number of persons insured under PPO managed care products and number of persons insured under indemnity only products

19 NJ



ANNUAL STATEMENT FOR THE YEAR 2021 OF THE REPUBLIC-FRANKLIN INSURANCE COMPANY
EXHIBIT OF PREMIUMS AND LOSSES (Statutory Page 14)

NAIC Group Code 0201

BUSINESS IN THE STATE OF New York

DURING THE YEAR 2021

NAIC Company Code 12475

Line of Business	Gross Premiums, Including Policy and Membership Fees, Less Return Premiums and Premiums on Policies not Taken		3 Dividends Paid or Credited to Policyholders on Direct Business	4 Direct Unearned Premium Reserves	5 Direct Losses Paid (deducting salvage)	6 Direct Losses Incurred	7 Direct Losses Unpaid	8 Direct Defense and Cost Containment Expense Paid	9 Direct Defense and Cost Containment Expense Incurred	10 Direct Defense and Cost Containment Expense Unpaid	11 Commissions and Brokerage Expenses	12 Taxes, Licenses and Fees
	1 Direct Premiums Written	2 Direct Premiums Earned										
1. Fire	28,039	27,464		3,742		168	287		34	35	5,867	6,808
2.1 Allied lines	22,125	23,117		3,364							4,517	1,407
2.2 Multiple peril crop												
2.3 Federal flood												
2.4 Private crop												
2.5 Private flood												
3. Farmowners multiple peril												
4. Homeowners multiple peril	2,486,190	2,524,987		1,315,140	711,262	609,727	410,114	48,397	14,983	70,764	317,890	48,377
5.1 Commercial multiple peril (non-liability portion)	14,512,887	12,853,240	33,857	7,788,968	9,338,275	10,150,054	5,605,851	134,427	240,541	286,895	2,569,955	227,282
5.2 Commercial multiple peril (liability portion)	25,435,780	22,578,754	24,567	13,770,487	2,555,452	6,427,912	28,814,057	2,028,185	3,258,664	9,818,138	4,397,110	519,302
6. Mortgage guaranty												
8. Ocean marine												
9. Inland marine	80,196	81,593		41,209	36,500	36,503	598	3	110	215	10,187	2,397
10. Financial guaranty												
11. Medical professional liability												
12. Earthquake	5,209	5,291		2,944							516	110
13. Group accident and health (b)												
14. Credit accident and health (group and individual)												
15.1 Collectively renewable accident and health (b)												
15.2 Non-cancelable accident and health(b)												
15.3 Guaranteed renewable accident and health(b)												
15.4 Non-renewable for stated reasons only (b)												
15.5 Other accident only												
15.6 Medicare Title XVIII exempt from state taxes or fees												
15.7 All other accident and health (b)												
15.8 Federal employees health benefits plan premium (b)												
16. Workers' compensation	16,317,113	16,402,847	1,129,155	7,579,007	6,368,444	7,181,115	34,761,021	527,573	644,354	3,791,005	1,599,128	372,733
17.1 Other Liability - occurrence	5,883,820	5,224,120		2,700,745	3,234,616	3,645,013	3,810,780	1,270	36,933	73,256	886,940	97,902
17.2 Other Liability - claims made	3,712,871	3,755,654		1,728,472	539,939	1,599,459	3,116,794	486,074	712,052	1,244,969	578,021	70,493
17.3 Excess workers' compensation												
18. Products liability	12,253	11,707		4,641		(6,207)	2,753		(14)	6	2,013	480
19.1 Private passenger auto no-fault (personal injury protection)	861,504	915,546		443,614	511,992	634,962	322,983	28,432	34,911	29,422	125,736	29,449
19.2 Other private passenger auto liability	2,135,871	2,263,165		1,104,700	1,469,529	1,406,563	2,163,973	69,769	93,414	241,010	301,318	69,702
19.3 Commercial auto no-fault (personal injury protection)	798,249	689,903	469	411,514	253,207	203,445	103,643	22,915	18,894	28,702	138,256	20,658
19.4 Other commercial auto liability	15,474,681	12,922,344	5,706	8,543,092	3,028,134	4,734,944	13,348,143	321,703	479,775	1,702,625	2,687,268	333,122
21.1 Private passenger auto physical damage	1,405,713	1,468,303		685,507	380,188	417,414	44,611	10,853	10,284	3,314	192,003	35,465
21.2 Commercial auto physical damage	4,070,318	3,753,529	2,893	1,905,794	1,641,623	2,124,241	491,370	58,182	71,887	26,877	712,718	89,615
22. Aircraft (all perils)												
23. Fidelity												
24. Surety												(4)
26. Burglary and theft	551	664		87		4	14		(2)	1	95	28
27. Boiler and machinery												
28. Credit												
29. International												
30. Warranty												
34. Aggregate write-ins for other lines of business												
35. TOTALS (a)	93,243,369	85,502,227	1,196,646	48,033,027	30,069,162	39,165,316	92,996,991	3,737,784	5,616,822	17,317,235	14,529,537	1,925,325
DETAILS OF WRITE-INS												
3401.												
3402.												
3403.												
3498. Summary of remaining write-ins for Line 34 from overflow page												
3499. Totals (Lines 3401 thru 3403 plus 3498)(Line 34 above)												

(a) Finance and service charges not included in Lines 1 to 35 \$ 146,657

(b) For health business on indicated lines report: Number of persons insured under PPO managed care products and number of persons insured under indemnity only products

19.NY



ANNUAL STATEMENT FOR THE YEAR 2021 OF THE REPUBLIC-FRANKLIN INSURANCE COMPANY

EXHIBIT OF PREMIUMS AND LOSSES (Statutory Page 14)

NAIC Group Code 0201

BUSINESS IN THE STATE OF North Carolina

DURING THE YEAR 2021

NAIC Company Code 12475

Table with 12 columns: Line of Business, Direct Premiums Written, Direct Premiums Earned, Dividends Paid or Credited to Policyholders on Direct Business, Direct Unearned Premium Reserves, Direct Losses Paid (deducting salvage), Direct Losses Incurred, Direct Losses Unpaid, Direct Defense and Cost Containment Expense Paid, Direct Defense and Cost Containment Expense Incurred, Direct Defense and Cost Containment Expense Unpaid, Commissions and Brokerage Expenses, Taxes, Licenses and Fees. Rows include various insurance categories like Fire, Multiple peril crop, Commercial multiple peril, etc., ending with a TOTALS row.

(a) Finance and service charges not included in Lines 1 to 35 \$ 23,262

(b) For health business on indicated lines report: Number of persons insured under PPO managed care products and number of persons insured under indemnity only products

19 NC



ANNUAL STATEMENT FOR THE YEAR 2021 OF THE REPUBLIC-FRANKLIN INSURANCE COMPANY
EXHIBIT OF PREMIUMS AND LOSSES (Statutory Page 14)

NAIC Group Code 0201

BUSINESS IN THE STATE OF Ohio

DURING THE YEAR 2021

NAIC Company Code 12475

Line of Business	Gross Premiums, Including Policy and Membership Fees, Less Return Premiums and Premiums on Policies not Taken		3 Dividends Paid or Credited to Policyholders on Direct Business	4 Direct Unearned Premium Reserves	5 Direct Losses Paid (deducting salvage)	6 Direct Losses Incurred	7 Direct Losses Unpaid	8 Direct Defense and Cost Containment Expense Paid	9 Direct Defense and Cost Containment Expense Incurred	10 Direct Defense and Cost Containment Expense Unpaid	11 Commissions and Brokerage Expenses	12 Taxes, Licenses and Fees
	1 Direct Premiums Written	2 Direct Premiums Earned										
1. Fire						(22)	2		0	1		326
2.1 Allied lines												(10)
2.2 Multiple peril crop												
2.3 Federal flood												
2.4 Private crop												
2.5 Private flood												
3. Farmowners multiple peril												
4. Homeowners multiple peril												(3,476)
5.1 Commercial multiple peril (non-liability portion)	2,977,392	2,873,494	41,083	1,443,936	825,929	797,055	248,560	48,547	42,240	11,156	469,213	64,826
5.2 Commercial multiple peril (liability portion)	1,411,150	1,418,905	7,628	692,946	618,679	912,511	2,547,322	526,649	616,399	913,517	221,066	21,304
6. Mortgage guaranty												
8. Ocean marine												
9. Inland marine						(10)	1		(3)	0		(13)
10. Financial guaranty												
11. Medical professional liability												
12. Earthquake												(3)
13. Group accident and health (b)												
14. Credit accident and health (group and individual)												
15.1 Collectively renewable accident and health (b)												
15.2 Non-cancelable accident and health(b)												
15.3 Guaranteed renewable accident and health(b)												
15.4 Non-renewable for stated reasons only (b)												
15.5 Other accident only												
15.6 Medicare Title XVIII exempt from state taxes or fees												
15.7 All other accident and health (b)												
15.8 Federal employees health benefits plan premium (b)												
16. Workers' compensation	658	485		352		0	70		0	6	55	(11,547)
17.1 Other Liability - occurrence	346,253	292,042		220,833	114,209	(159,948)	148,013	5,884	(82,184)	1,918	48,697	5,128
17.2 Other Liability - claims made	2,358,270	2,334,463		1,013,228	93,277	604,380	1,340,173	265,492	175,448	346,056	372,864	77,061
17.3 Excess workers' compensation												
18. Products liability	292	499		163		29	208		0	1	37	(19)
19.1 Private passenger auto no-fault (personal injury protection)												(294)
19.2 Other private passenger auto liability											(106)	(842)
19.3 Commercial auto no-fault (personal injury protection)												(302)
19.4 Other commercial auto liability	1,944,979	1,991,203	8,286	898,120	1,082,947	253,414	891,851	53,836	27,423	156,355	281,172	39,845
21.1 Private passenger auto physical damage					(600)	(600)						(589)
21.2 Commercial auto physical damage	911,838	845,576	1,468	447,802	447,589	637,684	248,763	23,170	6,573	11,052	135,564	19,424
22. Aircraft (all perils)												
23. Fidelity												
24. Surety	4,556	4,556		2,846		230	506		(12)	34	911	48
26. Burglary and theft						(6)	0		(2)			(1)
27. Boiler and machinery												
28. Credit												
29. International												
30. Warranty												
34. Aggregate write-ins for other lines of business												
35. TOTALS (a)	9,955,388	9,761,223	58,465	4,720,226	3,182,029	3,044,718	5,425,468	923,578	785,881	1,440,095	1,529,473	210,866
DETAILS OF WRITE-INS												
3401.												
3402.												
3403.												
3498. Summary of remaining write-ins for Line 34 from overflow page												
3499. Totals (Lines 3401 thru 3403 plus 3498)(Line 34 above)												

(a) Finance and service charges not included in Lines 1 to 35 \$ 19,094

(b) For health business on indicated lines report: Number of persons insured under PPO managed care products and number of persons insured under indemnity only products

19 OH



ANNUAL STATEMENT FOR THE YEAR 2021 OF THE REPUBLIC-FRANKLIN INSURANCE COMPANY

EXHIBIT OF PREMIUMS AND LOSSES (Statutory Page 14)

NAIC Group Code 0201

BUSINESS IN THE STATE OF Pennsylvania

DURING THE YEAR 2021

NAIC Company Code 12475

Line of Business	Gross Premiums, Including Policy and Membership Fees, Less Return Premiums and Premiums on Policies not Taken		3 Dividends Paid or Credited to Policyholders on Direct Business	4 Direct Unearned Premium Reserves	5 Direct Losses Paid (deducting salvage)	6 Direct Losses Incurred	7 Direct Losses Unpaid	8 Direct Defense and Cost Containment Expense Paid	9 Direct Defense and Cost Containment Expense Incurred	10 Direct Defense and Cost Containment Expense Unpaid	11 Commissions and Brokerage Expenses	12 Taxes, Licenses and Fees
	1 Direct Premiums Written	2 Direct Premiums Earned										
1. Fire	3,300	2,568		732		19	19		2	2	598	1,349
2.1 Allied lines	3,878	3,017		861							702	369
2.2 Multiple peril crop												
2.3 Federal flood												
2.4 Private crop												
2.5 Private flood												
3. Farmowners multiple peril												
4. Homeowners multiple peril												(1,679)
5.1 Commercial multiple peril (non-liability portion)	3,374,869	3,157,047	29,185	1,580,832	2,439,040	2,554,270	987,284	73,090	52,652	109,880	588,901	65,592
5.2 Commercial multiple peril (liability portion)	2,962,594	2,913,002	11,383	1,341,343	456,530	2,281,202	4,714,274	284,161	849,793	1,561,864	503,628	68,873
6. Mortgage guaranty												
8. Ocean marine												
9. Inland marine	920	920		174		13	21		4	5	165	189
10. Financial guaranty												
11. Medical professional liability												
12. Earthquake												(3)
13. Group accident and health (b)												
14. Credit accident and health (group and individual)												
15.1 Collectively renewable accident and health (b)												
15.2 Non-cancelable accident and health(b)												
15.3 Guaranteed renewable accident and health(b)												
15.4 Non-renewable for stated reasons only (b)												
15.5 Other accident only												
15.6 Medicare Title XVIII exempt from state taxes or fees												
15.7 All other accident and health (b)												
15.8 Federal employees health benefits plan premium (b)												
16. Workers' compensation	3,173,744	2,886,480	2,269	1,608,177	945,547	553,058	3,878,679	88,255	64,880	472,105	380,367	76,333
17.1 Other Liability - occurrence	1,300,588	1,027,738		710,449		96,135	485,195		(483)	4,550	178,260	22,445
17.2 Other Liability - claims made	2,261,206	2,347,402		882,993	263,548	788,888	2,721,181	408,896	499,751	1,046,862	357,829	58,215
17.3 Excess workers' compensation												
18. Products liability	2,261	2,143		1,300		598	1,053		2	3	331	8
19.1 Private passenger auto no-fault (personal injury protection)												(234)
19.2 Other private passenger auto liability											(1,702)	(550)
19.3 Commercial auto no-fault (personal injury protection)	59,023	57,650	418	25,708		5,668	7,575	1,165	1,906	1,547	9,650	1,119
19.4 Other commercial auto liability	1,475,059	1,460,096	17,997	655,166	454,097	919,217	1,904,189	52,613	135,302	233,526	245,067	25,568
21.1 Private passenger auto physical damage												(414)
21.2 Commercial auto physical damage	524,195	505,500	1,975	249,703	271,835	306,917	63,480	11,839	12,979	6,374	90,789	9,827
22. Aircraft (all perils)												
23. Fidelity												
24. Surety												(1)
26. Burglary and theft												(2)
27. Boiler and machinery												
28. Credit												
29. International												
30. Warranty												
34. Aggregate write-ins for other lines of business												
35. TOTALS (a)	15,141,636	14,363,562	63,226	7,057,438	4,830,597	7,505,986	14,762,950	920,018	1,616,788	3,436,717	2,354,585	327,004
DETAILS OF WRITE-INS												
3401.												
3402.												
3403.												
3498. Summary of remaining write-ins for Line 34 from overflow page												
3499. Totals (Lines 3401 thru 3403 plus 3498)(Line 34 above)												

(a) Finance and service charges not included in Lines 1 to 35 \$ 29,942

(b) For health business on indicated lines report: Number of persons insured under PPO managed care products and number of persons insured under indemnity only products

19 PA



ANNUAL STATEMENT FOR THE YEAR 2021 OF THE REPUBLIC-FRANKLIN INSURANCE COMPANY

EXHIBIT OF PREMIUMS AND LOSSES (Statutory Page 14)

NAIC Group Code 0201

BUSINESS IN THE STATE OF Rhode Island

DURING THE YEAR 2021

NAIC Company Code 12475

Line of Business	Gross Premiums, Including Policy and Membership Fees, Less Return Premiums and Premiums on Policies not Taken		3 Dividends Paid or Credited to Policyholders on Direct Business	4 Direct Unearned Premium Reserves	5 Direct Losses Paid (deducting salvage)	6 Direct Losses Incurred	7 Direct Losses Unpaid	8 Direct Defense and Cost Containment Expense Paid	9 Direct Defense and Cost Containment Expense Incurred	10 Direct Defense and Cost Containment Expense Unpaid	11 Commissions and Brokerage Expenses	12 Taxes, Licenses and Fees
	1 Direct Premiums Written	2 Direct Premiums Earned										
1. Fire												223
2.1 Allied lines												5
2.2 Multiple peril crop												
2.3 Federal flood												
2.4 Private crop												
2.5 Private flood												
3. Farmowners multiple peril												
4. Homeowners multiple peril												48
5.1 Commercial multiple peril (non-liability portion)	188,032	152,464	200	83,713	15,080	(57,067)	9,195	3,569	266	766	34,031	5,267
5.2 Commercial multiple peril (liability portion)	195,915	111,207	110	122,872	24,543	17,125	239,704	90	24,321	76,299	32,709	4,328
6. Mortgage guaranty												
8. Ocean marine												
9. Inland marine						(1)			0			(1)
10. Financial guaranty												
11. Medical professional liability												
12. Earthquake												0
13. Group accident and health (b)												
14. Credit accident and health (group and individual)												
15.1 Collectively renewable accident and health (b)												
15.2 Non-cancelable accident and health(b)												
15.3 Guaranteed renewable accident and health(b)												
15.4 Non-renewable for stated reasons only (b)												
15.5 Other accident only												
15.6 Medicare Title XVIII exempt from state taxes or fees												
15.7 All other accident and health (b)												
15.8 Federal employees health benefits plan premium (b)												
16. Workers' compensation	194,303	181,637	2,518	85,119	128,679	394,194	292,192	21,541	83,225	63,922	25,036	11,560
17.1 Other Liability - occurrence	6,903	6,327		4,981		(2,107)	4,417		(983)	913	743	687
17.2 Other Liability - claims made	28,320	32,429		22,261		(1,646)	2,778	3,996	(1,143)	885	4,295	462
17.3 Excess workers' compensation												
18. Products liability	1,543	603		4,299		(254)	192		(1)	0	772	17
19.1 Private passenger auto no-fault (personal injury protection)												(6)
19.2 Other private passenger auto liability												(4)
19.3 Commercial auto no-fault (personal injury protection)												29
19.4 Other commercial auto liability	57,099	69,214	3,189	39,837	249,726	(103,397)	132,445	31,445	(21,780)	39,038	9,638	2,160
21.1 Private passenger auto physical damage												(6)
21.2 Commercial auto physical damage	34,369	28,843	679	22,227	11,800	12,113	164	582	925	81	5,545	698
22. Aircraft (all perils)												
23. Fidelity												
24. Surety												0
26. Burglary and theft												0
27. Boiler and machinery												
28. Credit												
29. International												
30. Warranty												
34. Aggregate write-ins for other lines of business												
35. TOTALS (a)	706,484	582,724	6,697	385,309	429,827	258,959	681,088	61,223	84,830	181,904	112,768	25,468
DETAILS OF WRITE-INS												
3401.												
3402.												
3403.												
3498. Summary of remaining write-ins for Line 34 from overflow page												
3499. Totals (Lines 3401 thru 3403 plus 3498)(Line 34 above)												

(a) Finance and service charges not included in Lines 1 to 35 \$ 2,224

(b) For health business on indicated lines report: Number of persons insured under PPO managed care products and number of persons insured under indemnity only products

19.RI



ANNUAL STATEMENT FOR THE YEAR 2021 OF THE REPUBLIC-FRANKLIN INSURANCE COMPANY

EXHIBIT OF PREMIUMS AND LOSSES (Statutory Page 14)

NAIC Group Code 0201

BUSINESS IN THE STATE OF South Carolina

DURING THE YEAR 2021

NAIC Company Code 12475

Line of Business	Gross Premiums, Including Policy and Membership Fees, Less Return Premiums and Premiums on Policies not Taken		3 Dividends Paid or Credited to Policyholders on Direct Business	4 Direct Unearned Premium Reserves	5 Direct Losses Paid (deducting salvage)	6 Direct Losses Incurred	7 Direct Losses Unpaid	8 Direct Defense and Cost Containment Expense Paid	9 Direct Defense and Cost Containment Expense Incurred	10 Direct Defense and Cost Containment Expense Unpaid	11 Commissions and Brokerage Expenses	12 Taxes, Licenses and Fees
	1 Direct Premiums Written	2 Direct Premiums Earned										
1. Fire												214
2.1 Allied lines												0
2.2 Multiple peril crop												
2.3 Federal flood												
2.4 Private crop												
2.5 Private flood												
3. Farmowners multiple peril												
4. Homeowners multiple peril												(304)
5.1 Commercial multiple peril (non-liability portion)	619,519	551,745		337,156	37,566	(1,643)	29,092	2,085	2,260	872	104,194	7,981
5.2 Commercial multiple peril (liability portion)	283,826	194,973		183,209	45,168	37,636	144,314	338	16,866	42,159	54,037	4,165
6. Mortgage guaranty												
8. Ocean marine												
9. Inland marine	1,602	1,602		1,185		12	36		4	9	306	53
10. Financial guaranty												
11. Medical professional liability												
12. Earthquake												0
13. Group accident and health (b)												
14. Credit accident and health (group and individual)												
15.1 Collectively renewable accident and health (b)												
15.2 Non-cancelable accident and health(b)												
15.3 Guaranteed renewable accident and health(b)												
15.4 Non-renewable for stated reasons only (b)												
15.5 Other accident only												
15.6 Medicare Title XVIII exempt from state taxes or fees												
15.7 All other accident and health (b)												
15.8 Federal employees health benefits plan premium (b)												
16. Workers' compensation	637,728	670,360	2,599	285,847	95,390	326,874	339,343	2,308	24,241	32,179	75,253	35,504
17.1 Other Liability - occurrence	244,695	213,610		103,627		64,900	89,170		561	693	34,654	9,624
17.2 Other Liability - claims made	3,087	3,075		584		11	216		8	63	494	(196)
17.3 Excess workers' compensation												
18. Products liability												(2)
19.1 Private passenger auto no-fault (personal injury protection)												(27)
19.2 Other private passenger auto liability												(76)
19.3 Commercial auto no-fault (personal injury protection)												(22)
19.4 Other commercial auto liability	386,761	319,616		219,928	44,061	199,523	185,629	1,489	32,716	34,593	68,873	9,418
21.1 Private passenger auto physical damage												(54)
21.2 Commercial auto physical damage	134,538	108,921		75,064	66,769	65,528	11,869	4,746	3,385	2,075	24,206	2,954
22. Aircraft (all perils)												
23. Fidelity												
24. Surety												0
26. Burglary and theft												0
27. Boiler and machinery												
28. Credit												
29. International												
30. Warranty												
34. Aggregate write-ins for other lines of business												
35. TOTALS (a)	2,311,755	2,063,901	2,599	1,206,600	288,954	692,841	799,669	10,965	80,041	112,642	362,016	69,231
DETAILS OF WRITE-INS												
3401.												
3402.												
3403.												
3498. Summary of remaining write-ins for Line 34 from overflow page												
3499. Totals (Lines 3401 thru 3403 plus 3498)(Line 34 above)												

(a) Finance and service charges not included in Lines 1 to 35 \$ 2,268

(b) For health business on indicated lines report: Number of persons insured under PPO managed care products and number of persons insured under indemnity only products

19 SC



ANNUAL STATEMENT FOR THE YEAR 2021 OF THE REPUBLIC-FRANKLIN INSURANCE COMPANY

EXHIBIT OF PREMIUMS AND LOSSES (Statutory Page 14)

NAIC Group Code 0201

BUSINESS IN THE STATE OF Tennessee

DURING THE YEAR 2021

NAIC Company Code 12475

Table with 12 columns: Line of Business, Direct Premiums Written, Direct Premiums Earned, Dividends Paid or Credited to Policyholders on Direct Business, Direct Unearned Premium Reserves, Direct Losses Paid (deducting salvage), Direct Losses Incurred, Direct Losses Unpaid, Direct Defense and Cost Containment Expense Paid, Direct Defense and Cost Containment Expense Incurred, Direct Defense and Cost Containment Expense Unpaid, Commissions and Brokerage Expenses, Taxes, Licenses and Fees. Rows include various insurance categories like Fire, Multiple peril crop, Commercial multiple peril, etc., ending with a TOTALS row.

(a) Finance and service charges not included in Lines 1 to 35 \$ 4,240

(b) For health business on indicated lines report: Number of persons insured under PPO managed care products and number of persons insured under indemnity only products

19.TN



ANNUAL STATEMENT FOR THE YEAR 2021 OF THE REPUBLIC-FRANKLIN INSURANCE COMPANY

EXHIBIT OF PREMIUMS AND LOSSES (Statutory Page 14)

NAIC Group Code 0201

BUSINESS IN THE STATE OF Texas

DURING THE YEAR 2021

NAIC Company Code 12475

Line of Business	Gross Premiums, Including Policy and Membership Fees, Less Return Premiums and Premiums on Policies not Taken		3 Dividends Paid or Credited to Policyholders on Direct Business	4 Direct Unearned Premium Reserves	5 Direct Losses Paid (deducting salvage)	6 Direct Losses Incurred	7 Direct Losses Unpaid	8 Direct Defense and Cost Containment Expense Paid	9 Direct Defense and Cost Containment Expense Incurred	10 Direct Defense and Cost Containment Expense Unpaid	11 Commissions and Brokerage Expenses	12 Taxes, Licenses and Fees
	1 Direct Premiums Written	2 Direct Premiums Earned										
1. Fire	1,367	1,597		628		(20)	26		4	5	217	206
2.1 Allied lines	26,754	18,791		13,123							4,085	325
2.2 Multiple peril crop												
2.3 Federal flood												
2.4 Private crop												
2.5 Private flood												
3. Farmowners multiple peril												
4. Homeowners multiple peril												2,477
5.1 Commercial multiple peril (non-liability portion)	4,886,277	4,072,351		2,386,589	4,368,669	4,565,988	654,843	144,277	167,903	61,985	790,107	94,097
5.2 Commercial multiple peril (liability portion)	4,660,589	3,869,936		2,330,376	1,189,132	2,482,746	4,121,813	424,647	712,229	1,488,591	754,665	78,955
6. Mortgage guaranty												
8. Ocean marine												
9. Inland marine	1,429	4,598		187		7	146		85	116	289	137
10. Financial guaranty												
11. Medical professional liability												
12. Earthquake												2
13. Group accident and health (b)												
14. Credit accident and health (group and individual)												
15.1 Collectively renewable accident and health (b)												
15.2 Non-cancelable accident and health(b)												
15.3 Guaranteed renewable accident and health(b)												
15.4 Non-renewable for stated reasons only (b)												
15.5 Other accident only												
15.6 Medicare Title XVIII exempt from state taxes or fees												
15.7 All other accident and health (b)												
15.8 Federal employees health benefits plan premium (b)												
16. Workers' compensation	1,098,217	1,163,707	30,084	494,217	425,456	(564,174)	1,381,783	34,921	(13,821)	192,174	106,667	32,941
17.1 Other Liability - occurrence	1,600,662	1,113,475		850,058	1,305,000	2,076,931	3,607,880		7,897	507,605	218,292	26,990
17.2 Other Liability - claims made	1,243,406	1,193,411		500,675	151,026	590,020	1,601,750	170,363	657,988	700,145	139,059	23,640
17.3 Excess workers' compensation												
18. Products liability	4,281	6,208		6,877		(2,484)	1,623		(9)	5	653	184
19.1 Private passenger auto no-fault (personal injury protection)												165
19.2 Other private passenger auto liability											(725)	532
19.3 Commercial auto no-fault (personal injury protection)	56,485	55,062		27,534	7,500	3,186	15,528	14	(1,012)	2,064	9,019	1,258
19.4 Other commercial auto liability	6,708,114	6,473,610		3,333,119	2,321,481	3,891,278	9,130,581	480,386	1,056,604	1,518,431	1,085,434	124,259
21.1 Private passenger auto physical damage												358
21.2 Commercial auto physical damage	1,580,186	1,534,039		754,138	818,917	907,788	140,669	32,856	31,986	21,030	254,180	30,921
22. Aircraft (all perils)												
23. Fidelity												
24. Surety												1
26. Burglary and theft		531				1	20		(3)	1	1	0
27. Boiler and machinery												
28. Credit												
29. International												
30. Warranty												
34. Aggregate write-ins for other lines of business												
35. TOTALS (a)	21,867,766	19,507,315	30,084	10,697,521	10,587,182	13,951,267	20,656,662	1,287,463	2,619,851	4,492,154	3,361,944	417,450
DETAILS OF WRITE-INS												
3401.												
3402.												
3403.												
3498. Summary of remaining write-ins for Line 34 from overflow page												
3499. Totals (Lines 3401 thru 3403 plus 3498)(Line 34 above)												

(a) Finance and service charges not included in Lines 1 to 35 \$ 27,476

(b) For health business on indicated lines report: Number of persons insured under PPO managed care products and number of persons insured under indemnity only products

19.TX



ANNUAL STATEMENT FOR THE YEAR 2021 OF THE REPUBLIC-FRANKLIN INSURANCE COMPANY

EXHIBIT OF PREMIUMS AND LOSSES (Statutory Page 14)

NAIC Group Code 0201

BUSINESS IN THE STATE OF Virginia

DURING THE YEAR 2021

NAIC Company Code 12475

Line of Business	Gross Premiums, Including Policy and Membership Fees, Less Return Premiums and Premiums on Policies not Taken		3 Dividends Paid or Credited to Policyholders on Direct Business	4 Direct Unearned Premium Reserves	5 Direct Losses Paid (deducting salvage)	6 Direct Losses Incurred	7 Direct Losses Unpaid	8 Direct Defense and Cost Containment Expense Paid	9 Direct Defense and Cost Containment Expense Incurred	10 Direct Defense and Cost Containment Expense Unpaid	11 Commissions and Brokerage Expenses	12 Taxes, Licenses and Fees
	1 Direct Premiums Written	2 Direct Premiums Earned										
1. Fire						(4)			0			28
2.1 Allied lines												1
2.2 Multiple peril crop												
2.3 Federal flood												
2.4 Private crop												
2.5 Private flood												
3. Farmowners multiple peril												
4. Homeowners multiple peril	1,111,250	1,197,559		598,526	566,136	296,929	109,606	51,864	16,860	19,813	179,382	31,541
5.1 Commercial multiple peril (non-liability portion)	978,470	868,908	4,834	444,770	186,989	182,392	43,489	2,940	530	2,274	175,915	30,361
5.2 Commercial multiple peril (liability portion)	610,356	513,160	1,347	324,623	(49,719)	(72,443)	256,839	309	(52,465)	66,160	110,094	18,028
6. Mortgage guaranty												
8. Ocean marine												
9. Inland marine	7,767	8,543		3,540		14	70	836	1,714	888	1,331	278
10. Financial guaranty												
11. Medical professional liability												
12. Earthquake	400	421		223							68	11
13. Group accident and health (b)												
14. Credit accident and health (group and individual)												
15.1 Collectively renewable accident and health (b)												
15.2 Non-cancelable accident and health(b)												
15.3 Guaranteed renewable accident and health(b)												
15.4 Non-renewable for stated reasons only (b)												
15.5 Other accident only												
15.6 Medicare Title XVIII exempt from state taxes or fees												
15.7 All other accident and health (b)												
15.8 Federal employees health benefits plan premium (b)												
16. Workers' compensation	678,985	690,479	4,728	344,928	396,852	(293,735)	897,181	66,887	(49,633)	135,886	87,433	31,621
17.1 Other Liability - occurrence	117,062	105,218		61,108		(1,917)	54,513		168	611	15,747	4,277
17.2 Other Liability - claims made	649,515	639,276		218,407	8,500	24,925	129,823	20,401	(389)	16,914	96,277	22,856
17.3 Excess workers' compensation												
18. Products liability	413	409		45		87	201		0	1	62	30
19.1 Private passenger auto no-fault (personal injury protection)												6
19.2 Other private passenger auto liability	(125)	2,508			6,985	3,974	1,569	57	(221)	180	275	34
19.3 Commercial auto no-fault (personal injury protection)												14
19.4 Other commercial auto liability	712,413	736,239	2,370	377,880	247,063	242,903	400,734	2,759	16,221	49,378	139,999	26,101
21.1 Private passenger auto physical damage	(100)	2,982			(1,365)	(1,329)	37	(225)	(230)	3	(8)	14
21.2 Commercial auto physical damage	457,507	447,247	625	145,431	196,695	154,644	6,233	4,845	(6,111)	277	60,940	12,463
22. Aircraft (all perils)												
23. Fidelity												
24. Surety												0
26. Burglary and theft												0
27. Boiler and machinery												
28. Credit												
29. International												
30. Warranty												
34. Aggregate write-ins for other lines of business												
35. TOTALS (a)	5,323,913	5,212,949	13,903	2,519,481	1,558,136	536,442	1,900,296	150,672	(73,554)	292,383	867,515	177,665
DETAILS OF WRITE-INS												
3401.												
3402.												
3403.												
3498. Summary of remaining write-ins for Line 34 from overflow page												
3499. Totals (Lines 3401 thru 3403 plus 3498)(Line 34 above)												

(a) Finance and service charges not included in Lines 1 to 35 \$ 7,319

(b) For health business on indicated lines report: Number of persons insured under PPO managed care products and number of persons insured under indemnity only products

19 VA



ANNUAL STATEMENT FOR THE YEAR 2021 OF THE REPUBLIC-FRANKLIN INSURANCE COMPANY

EXHIBIT OF PREMIUMS AND LOSSES (Statutory Page 14)

NAIC Group Code 0201

BUSINESS IN THE STATE OF Wisconsin

DURING THE YEAR 2021

NAIC Company Code 12475

Line of Business	Gross Premiums, Including Policy and Membership Fees, Less Return Premiums and Premiums on Policies not Taken		3 Dividends Paid or Credited to Policyholders on Direct Business	4 Direct Unearned Premium Reserves	5 Direct Losses Paid (deducting salvage)	6 Direct Losses Incurred	7 Direct Losses Unpaid	8 Direct Defense and Cost Containment Expense Paid	9 Direct Defense and Cost Containment Expense Incurred	10 Direct Defense and Cost Containment Expense Unpaid	11 Commissions and Brokerage Expenses	12 Taxes, Licenses and Fees
	1 Direct Premiums Written	2 Direct Premiums Earned										
1. Fire												.18
2.1 Allied lines												(.3)
2.2 Multiple peril crop												
2.3 Federal flood												
2.4 Private crop												
2.5 Private flood												
3. Farmowners multiple peril												
4. Homeowners multiple peril												(.388)
5.1 Commercial multiple peril (non-liability portion)	75,240	69,556		39,022	(.250)	1,994	2,949		(.83)	.83	14,043	(1,093)
5.2 Commercial multiple peril (liability portion)	82,210	71,985		47,517	5,250	37,473	58,345		3,692	11,902	13,955	(1,415)
6. Mortgage guaranty												
8. Ocean marine												
9. Inland marine												(.7)
10. Financial guaranty												
11. Medical professional liability												
12. Earthquake												0
13. Group accident and health (b)												
14. Credit accident and health (group and individual)												
15.1 Collectively renewable accident and health (b)												
15.2 Non-cancelable accident and health(b)												
15.3 Guaranteed renewable accident and health(b)												
15.4 Non-renewable for stated reasons only (b)												
15.5 Other accident only												
15.6 Medicare Title XVIII exempt from state taxes or fees												
15.7 All other accident and health (b)												
15.8 Federal employees health benefits plan premium (b)												
16. Workers' compensation	1,522	1,387		1,444		(.26)	207		0	.16	.195	(1,561)
17.1 Other Liability - occurrence	1,734	5,772		2,195		2,543	2,580		19	.19	.212	(.467)
17.2 Other Liability - claims made	845,916	813,078		332,462	437,705	(286,749)	438,379	95,639	(123,795)	246,163	126,422	15,312
17.3 Excess workers' compensation												
18. Products liability												(.2)
19.1 Private passenger auto no-fault (personal injury protection)												(.27)
19.2 Other private passenger auto liability												(.86)
19.3 Commercial auto no-fault (personal injury protection)												(.47)
19.4 Other commercial auto liability	7,494	4,726		6,047	(.80)	(3,218)	823	545	(448)	.81	1,026	(2,114)
21.1 Private passenger auto physical damage												(.58)
21.2 Commercial auto physical damage	308	275		323	(3,628)	(4,520)	(.660)		(134)	135	44	(.592)
22. Aircraft (all perils)												
23. Fidelity												
24. Surety												0
26. Burglary and theft												0
27. Boiler and machinery												
28. Credit												
29. International												
30. Warranty												
34. Aggregate write-ins for other lines of business												
35. TOTALS (a)	1,014,424	966,779		429,010	438,996	(252,502)	502,622	96,184	(120,749)	258,400	155,897	7,468
DETAILS OF WRITE-INS												
3401.												
3402.												
3403.												
3498. Summary of remaining write-ins for Line 34 from overflow page												
3499. Totals (Lines 3401 thru 3403 plus 3498)(Line 34 above)												

(a) Finance and service charges not included in Lines 1 to 35 \$ 1,387

(b) For health business on indicated lines report: Number of persons insured under PPO managed care products and number of persons insured under indemnity only products

19.WI



ANNUAL STATEMENT FOR THE YEAR 2021 OF THE REPUBLIC-FRANKLIN INSURANCE COMPANY

EXHIBIT OF PREMIUMS AND LOSSES (Statutory Page 14)

NAIC Group Code 0201

BUSINESS IN THE STATE OF Grand Total

DURING THE YEAR 2021

NAIC Company Code 12475

Table with columns: Line of Business, Gross Premiums (Written/Earned), Dividends Paid, Direct Unearned Premium Reserves, Direct Losses Paid, Direct Losses Incurred, Direct Losses Unpaid, Direct Defense and Cost Containment Expense Paid/Incurred, and Commissions and Brokerage Expenses/Taxes, Licenses and Fees.

(a) Finance and service charges not included in Lines 1 to 35 \$ 514,786

(b) For health business on indicated lines report: Number of persons insured under PPO managed care products and number of persons insured under indemnity only products

19GT

ANNUAL STATEMENT FOR THE YEAR 2021 OF THE REPUBLIC-FRANKLIN INSURANCE COMPANY

SCHEDULE F - PART 1

Assumed Reinsurance as of December 31, Current Year (\$000 Omitted)

1 ID Number	2 NAIC Company Code	3 Name of Reinsured	4 Domiciliary Jurisdiction	5 Assumed Premium	Reinsurance On		8 Cols. 6 + 7	9 Contingent Commissions Payable	10 Assumed Premiums Receivable	11 Unearned Premium	12 Funds Held By or Deposited With Reinsured Companies	13 Letters of Credit Posted	14 Amount of Assets Pledged or Compensating Balances to Secure Letters of Credit	15 Amount of Assets Pledged or Collateral Held in Trust
					6 Paid Losses and Loss Adjustment Expenses	7 Known Case Losses and LAE								
15-0476880	25976	Utica Mutual Insurance Company	NY	39,440		33,574	33,574	818		19,785				
0199999. Affiliates - U.S. Intercompany Pooling				39,440		33,574	33,574	818		19,785				
0499999. Total - U.S. Non-Pool														
0799999. Total - Other (Non-U.S.)														
0899999. Total - Affiliates				39,440		33,574	33,574	818		19,785				
AA-9991207	00000	Indiana Fair Plan	IN	0		0	0			0				
AA-9992118	00000	National Workers Comp Reins Pool	NY	0		19	19							
1099999. Total Pools, Associations or Other Similar Facilities - Mandatory Pools				0		20	20			0				
1299999. Total - Pools and Associations				0		20	20			0				
9999999 Totals				39,440		33,594	33,594	818		19,786				

SCHEDULE F - PART 2

Premium Portfolio Reinsurance Effected or (Canceled) during Current Year

1 ID Number	2 NAIC Com- pany Code	3 Name of Company	4 Date of Contract	5 Original Premium	6 Reinsurance Premium
NONE					

ANNUAL STATEMENT FOR THE YEAR 2021 OF THE REPUBLIC-FRANKLIN INSURANCE COMPANY

SCHEDULE F - PART 3

Ceded Reinsurance as of December 31, Current Year (\$000 Omitted)

1 ID Number	2 NAIC Company Code	3 Name of Reinsurer	4 Domiciliary Jurisdiction	5 Special Code	6 Reinsurance Premiums Ceded	Reinsurance Recoverable On										16 Amount in Dispute included in Column 15	Reinsurance Payable		19 Net Amount Recoverable From Reinsurers Cols. 15 - [17 + 18]	20 Funds Held by Company Under Reinsurance Treaties
						7 Paid Losses	8 Paid LAE	9 Known Case Loss Reserves	10 Known Case LAE Reserves	11 IBNR Loss Reserves	12 IBNR LAE Reserves	13 Unearned Premiums	14 Contingent Commis- sions	15 Columns 7 through 14 Totals	17 Ceded Balances Payable		18 Other Amounts Due to Reinsurers			
15-0476880	25976	Utica Mutual Insurance Company	NY		310,571	(98)		242,268	17,868	57,430	44,663	159,931		522,062		(3,301)		525,363		
0199999. Total Authorized - Affiliates - U.S. Intercompany Pooling					310,571	(98)		242,268	17,868	57,430	44,663	159,931		522,062		(3,301)		525,363		
0499999. Total Authorized - Affiliates - U.S. Non-Pool																				
0799999. Total Authorized - Affiliates - Other (Non-U.S.)																				
0899999. Total Authorized - Affiliates					310,571	(98)		242,268	17,868	57,430	44,663	159,931		522,062		(3,301)		525,363		
36-2994662	36552	AXA Corporate Solutions Reinsurance Comp	DE				0							0				0		
06-1182357	22730	Allied World Reinsurance Company	NH		88		7	0						7		6		1		
36-2661954	10103	American Agricultural Insurance Company	IN		120		38	0						38		7		31		
39-6040366	19283	American Standard Insurance Company of W	WI		20		3	0						3		0		3	3	
06-1430254	10348	Arch Reinsurance Company	DE		374				32	8		205		245		57		188		
51-0434766	20370	Axis Reinsurance Company	NY		220		951		391	157				1,499		59		1,440		
47-0574325	32603	Berkley Re Direct	DE		75				28	8		27		63		(1)		64		
36-2114545	20443	Continental Casualty Company	IL				82	3						84				84		
95-3187355	35300	Dual Commercial LLC on behalf of Allianz	IL		19											1		(1)		
42-0234980	21415	Employers Mutual Casualty Company	IA		342		418	1	196	78				693		36		656		
22-2005057	26921	Everest Reinsurance Company	DE		11							9		9		9		(1)		
22-2005057	26921	Everest Reinsurance Company	DE		264		14	0						14		17		(3)		
05-0316605	21482	FM Global	RI		4,260	135	142	0				2,142		2,419		391		2,028		
13-2673100	22039	General Reinsurance Corp	DE		5,841		6	269	1,483	290		1,993		4,042		1,110		2,932		
06-0384680	11452	Hartford Steam Boiler Insp & Ins Co	CT		609	50	0	5	623	177		318		1,173		59		1,115		
04-1543470	23043	Liberty Mutual Insurance Company	MA		0									0		0		0		
36-3101262	38970	Markel Insurance Company	IL		98				3	15		12		30		(5)		35		
13-4924125	10227	Munich Reinsurance America Inc	DE		348				155	16				171		85		86		
13-4924125	10227	Munich Reinsurance America Inc	DE		58				2	9		17		28				28		
47-0355979	20087	National Indemnity Company	NE		90				28	8		28		64				64		
13-3138390	42307	Navigators Insurance Company	NY		87		4	0						4		6		(2)		
06-1053492	41629	New England Reinsurance Corp.	CT		0											3		(3)		
22-2187459	35432	New Jersey Re-Insurance Company	NJ				0	20	1					21				21		
47-0698507	23680	Odyssey America Reinsurance Corporation	CT		804		1,585	1	456	183				2,226		151		2,074		
13-3531373	10006	Partner Re NY	NY		0											2		(2)		
13-3031176	38636	Partner Reinsurance Company Of The US	NY		14		0	25	0					26		12		14		
23-1641984	10219	QBE Reinsurance Corporation	PA		2									2		2		(2)		
52-1952955	10357	RenaissanceRe	MD		102		204							204		4		200		
52-1952955	10357	RenaissanceRe	MD		10									0		0		0		
75-1444207	30058	SCOR Reinsurance Company	NY		1									4		4		(4)		
43-0727872	15105	Safety National Casualty Corporation	MO		275		1,373		275					1,373		112		1,260		
43-0613000	23388	Shelter Mutual Insurance Company	MO		203		42	0						43		13		30		
13-2997499	38776	Sirius America Ins. Co.	NY		0									1		1		(1)		
13-1675535	25364	Swiss Reinsurance America Corporation	NY		0		20	1	262					21		21		0		
13-1675535	25364	Swiss Reinsurance America Corporation	NY		14		1,109	9				4		1,122		0		1,122		
13-2918573	42439	Toa Reinsurance Co of America	DE		(2)		0	61	2					63		12		52		
13-5616275	19453	Transatlantic Reinsurance Company	NY		76											3		(3)		
13-1290712	20583	XL Reinsurance America Inc	NY		12							9		9		7		2		
0999999. Total Authorized - Other U.S. Unaffiliated Insurers					14,694	185	6	6,374	18	3,397	950	4,763		15,693		2,184		13,509	3	
AA-9991159	00000	Michigan Catastrophic Claims Assn	MI		0															
AA-9991160	00000	NJUCJF	NJ		98											72		(72)		
1099999. Total Authorized - Pools - Mandatory Pools					98											72		(72)		
AA-9991503	00000	Mine Subsidence Insurance Prog	OH		10											4		(4)		
AA-9991139	00000	NC Reins Facility	NC		66	196		4				37		237		406		(169)		
1199999. Total Authorized - Pools - Voluntary Pools					76	196		4				37		237		410		(172)		

ANNUAL STATEMENT FOR THE YEAR 2021 OF THE REPUBLIC-FRANKLIN INSURANCE COMPANY

SCHEDULE F - PART 3

Ceded Reinsurance as of December 31, Current Year (\$000 Omitted)

1 ID Number	2 NAIC Company Code	3 Name of Reinsurer	4 Domiciliary Jurisdiction	5 Special Code	6 Reinsurance Premiums Ceded	Reinsurance Recoverable On									16 Amount in Dispute included in Column 15	Reinsurance Payable		19 Net Amount Recoverable From Reinsurers Cols. 15 - [17 + 18]	20 Funds Held by Company Under Reinsurance Treaties
						7 Paid Losses	8 Paid LAE	9 Known Case Loss Reserves	10 Known Case LAE Reserves	11 IBNR Loss Reserves	12 IBNR LAE Reserves	13 Unearned Premiums	14 Contingent Commis- sions	15 Columns 7 through 14 Totals		17 Ceded Balances Payable	18 Other Amounts Due to Reinsurers		
AA-1126780	.00000	Advent Syndicate 780	GBR												0			0	
AA-1120184	.00000	Agora Syndicate 3268	GBR		.9											.1		(.1)	
AA-1120337	.00000	Aspen Re	GBR		246					8	37	105		149	32		117		
AA-1120337	.00000	Aspen Re	GBR		.0							.0		0	.0		0		
AA-1120337	.00000	Aspen Re	GBR		538				0	75	85	223		383	49		334		
AA-1120181	.00000	Blenheim Syndicate 5886	GBR		.25			1	0					.1	.2		.0		
AA-1128003	.00000	Catlin Underwriting	GBR		193					5	25	87		117	32		85		
AA-1340125	.10241	Chard Re (obo Hannover Ruck SE)	DEU		23										2		(.2)		
AA-1120067	.00000	Chord Re Consortium 9840 (Syndicate 4242	GBR		.6										.0		.0		
AA-1340125	.10241	Eskatos (obo Hannover Ruck)	DEU		10										.1		(.1)		
AA-1120175	.00000	Fidelis UK	GBR		72										.6		(.6)		
AA-1780104	.05895	Hamilton Insurance DAC	IRL		50			95						95			95		
AA-1126005	.00000	Hamilton Syndicate 4000	GBR		45										.3		(.3)		
AA-1122004	.00000	Ki Syndicate 1618	GBR		2										.0		0		
AA-3190871	.00000	Lancashire Insurance Company Limited	BMU		9												0		
AA-1122000	.00000	Lloyd's Of London	GBR		.0										.2		(.2)		
AA-1126435	.00000	Lloyd's Syndicate Number 0435	GBR		.1							.0		0			0		
AA-1126510	.00000	Lloyd's Syndicate Number 0510	GBR		.18										.1		(.1)		
AA-1126566	.00000	Lloyd's Syndicate Number 0566	GBR		.2										.0		0		
AA-1126609	.00000	Lloyd's Syndicate Number 0609	GBR		109										.1		(.1)		
AA-1126623	.00000	Lloyd's Syndicate Number 0623	GBR		132					4	20	61		85	21		65		
AA-1126727	.00000	Lloyd's Syndicate Number 0727	GBR		14										.0		0		
AA-1126958	.00000	Lloyd's Syndicate Number 0958	GBR		.1										.1		(.1)		
AA-1127084	.00000	Lloyd's Syndicate Number 1084	GBR		33							.0		0	.1		(.1)		
AA-1127096	.00000	Lloyd's Syndicate Number 1096	GBR		14										.1		(.1)		
AA-1120085	.00000	Lloyd's Syndicate Number 1274	GBR		23										.1		(.1)		
AA-1127414	.00000	Lloyd's Syndicate Number 1414	GBR		10										.0		0		
AA-1120102	.00000	Lloyd's Syndicate Number 1458	GBR		.1							.0		0			0		
AA-1120156	.00000	Lloyd's Syndicate Number 1686	GBR		55			68						251	.0		250		
AA-1120157	.00000	Lloyd's Syndicate Number 1729	GBR		48										.2		(.2)		
AA-1120096	.00000	Lloyd's Syndicate Number 1880	GBR		5										.0		0		
AA-1120124	.00000	Lloyd's Syndicate Number 1945	GBR		212			34		5	25	87		151	32		118		
AA-1120084	.00000	Lloyd's Syndicate Number 1955	GBR		42			1	0					.1	.1		(.1)		
AA-1128000	.00000	Lloyd's Syndicate Number 2000	GBR											.0			0		
AA-1128001	.00000	Lloyd's Syndicate Number 2001	GBR		69								27	.27	16		10		
AA-1128010	.00000	Lloyd's Syndicate Number 2010	GBR		.6												0		
AA-1120158	.00000	Lloyd's Syndicate Number 2014	GBR		.8												0		
AA-1128121	.00000	Lloyd's Syndicate Number 2121	GBR		.37										.0		0		
AA-1128623	.00000	Lloyd's Syndicate Number 2623	GBR		601					19	90	278		388	94		294		
AA-1128791	.00000	Lloyd's Syndicate Number 2791	GBR		293					5	25	87		117	41		76		
AA-1128987	.00000	Lloyd's Syndicate Number 2987	GBR		29										.0		0		
AA-1128987	.00000	Lloyd's Syndicate Number 2987 thru BGS S	GBR		17										.0		0		
AA-1129000	.00000	Lloyd's Syndicate Number 3000	GBR		.6												0		
AA-1120075	.00000	Lloyd's Syndicate Number 4020	GBR		164					5	25	87		117	32		85		
AA-1120086	.00000	Lloyd's Syndicate Number 4141	GBR		.7												0		
AA-1126004	.00000	Lloyd's Syndicate Number 4444	GBR		.4			.41						.41	.4		.37		
AA-1126006	.00000	Lloyd's Syndicate Number 4472	GBR		135			.6	0					6	.7		(.2)		
AA-1120163	.00000	Lloyd's Syndicate Number 5678	GBR		66			516						516	15		501		
AA-3190829	.00000	Markel Bermuda Limited	BMU		141										11		(11)		
AA-3190686	.13787	Partner Re Ltd	BMU		53										4		(.4)		
AA-1121480	.00000	Unionamerica Insurance Company Limited (GBR		0										.2		(.2)		

ANNUAL STATEMENT FOR THE YEAR 2021 OF THE REPUBLIC-FRANKLIN INSURANCE COMPANY

SCHEDULE F - PART 3

Ceded Reinsurance as of December 31, Current Year (\$000 Omitted)

1 ID Number	2 NAIC Company Code	3 Name of Reinsurer	4 Domiciliary Jurisdiction	5 Special Code	6 Reinsurance Premiums Ceded	Reinsurance Recoverable On										16 Amount in Dispute included in Column 15	Reinsurance Payable		19 Net Amount Recoverable From Reinsurers Cols. 15 - [17 + 18]	20 Funds Held by Company Under Reinsurance Treaties
						7 Paid Losses	8 Paid LAE	9 Known Case Loss Reserves	10 Known Case LAE Reserves	11 IBNR Loss Reserves	12 IBNR LAE Reserves	13 Unearned Premiums	14 Contingent Commissions	15 Columns 7 through 14 Totals	17 Ceded Balances Payable		18 Other Amounts Due to Reinsurers			
1299999. Total Authorized - Other Non-U.S. Insurers						3,581	0	762	0	257	382	1,044		2,446		422		2,024		
1499999. Total Authorized Excluding Protected Cells (Sum of 0899999, 0999999, 1099999, 1199999 and 1299999)						329,021	283	249,408	17,886	61,084	45,995	165,775		540,439		(213)		540,652	3	
1899999. Total Unauthorized - Affiliates - U.S. Non-Pool																				
2199999. Total Unauthorized - Affiliates - Other (Non-U.S.)																				
2299999. Total Unauthorized - Affiliates																				
39-1173498	29068	American Family Connect Property and Cas ...	WI		52										4		(4)			
2399999. Total Unauthorized - Other U.S. Unaffiliated Insurers						52									4		(4)			
AA-1460019	.00000	Amlin Bermuda Ltd, Branch of Amlin AG	BMU		24										0		0			
AA-3190932	.00000	Ariel Re BDA Limited	BMU		20		4	0						4	0		4			
AA-1120083	.00000	Ariel Syndicate 1910	GBR		28										2		(2)			
AA-3194168	.00000	Aspen Insurance Limited	BMU		53										3		(3)			
AA-3194139	.00000	Axis Specialty Limited	BMU		28															
AA-1120355	.00000	CX Reinsurance Company Ltd.	GBR		0										1		(1)			
AA-1120191	.00000	Convex Insurance UK Limited	GBR		39										0		0			
AA-3191400	.00000	Convex Re Limited	BMU		12										0		0			
AA-1340028	.00000	DEVK Ruckversicherungs - UND Beteiligung	DEU		126		14	0						14	8		6			
AA-3194122	.00000	DaVinci Reinsurance Ltd.	BMU		7															
AA-3194122	.00000	DaVinci Reinsurance Ltd.	BMU		53										4		(4)			
AA-1120495	.00000	Dominion Insurance Co. Ltd.	GBR		0										0		0			
AA-3191289	.00000	Fidelis Insurance Bermuda Ltd	BMU		256		8	0						9	17		(8)			
AA-5340310	.00000	General Insurance Corporation of India	BMU		75															
AA-3191437	.00000	Group Ark Insurance Limited	BMU		98										8		(8)			
AA-3191190	.00000	Hamilton Re	BMU		35										1		(1)			
AA-3190060	.00000	Hannover Reinsurance Ltd.	BMU		193		8	0						9	12		(3)			
AA-1340125	.00000	Hannover Ruckversicherungs Ag	DEU		1,468		0	1,821	2	859	283		2,965	325		2,640				
AA-1120431	.00000	Harper Insurance Co.	GBR		0										1		(1)			
AA-1460080	.00000	Helvetia Schweizerische Versicherungsges	CHE				54										54			
AA-5420050	.00000	Korean Insurance Company	PRK		162		43	0	39	16			98	9		89				
AA-1440060	.00000	Lansforsakringar Sak Forsakrings AB	SWE		16										1		(1)			
AA-1460019	.00000	MS Amlin AG	CHE		93		4	0					4	6		(3)				
AA-1840000	.00000	Mapfre Reinsurance Compania De Reaseguro	ESP		730		161	1					162	48		114				
AA-1121425	.00000	Markel International Ins.Co.	GBR		59							53	53	33		21				
AA-5340660	.00000	New India Assurance Company	IND		15		1	0					1	0		1				
AA-1340004	.00000	R & V Versicherung AG	DEU		844		228	2					230	56		174				
AA-3190339	.00000	Renaissance Re	BMU		60									4		(4)				
AA-1440076	.00000	Sirius International Insurance Corporati	SWE		111		4	0					4	7		(3)	4			
AA-3194130	.00000	Sompo International	BMU		167		6	0					6	10		(5)	6			
AA-3191432	.00000	Vantage Risk Ltd.	BMU		69									5		(5)				
AA-3191388	.00000	Vermeer Reinsurance Ltd.	BMU		177									12		(12)				
2699999. Total Unauthorized - Other Non-U.S. Insurers						5,020	0	2,357	6	898	299	53	3,612	575		3,037	11			
2899999. Total Unauthorized Excluding Protected Cells (Sum of 2299999, 2399999, 2499999, 2599999 and 2699999)						5,072	0	2,357	6	898	299	53	3,612	579		3,033	11			
3299999. Total Certified - Affiliates - U.S. Non-Pool																				
3599999. Total Certified - Affiliates - Other (Non-U.S.)																				
3699999. Total Certified - Affiliates																				
4299999. Total Certified Excluding Protected Cells (Sum of 3699999, 3799999, 3899999, 3999999 and 4099999)																				
4699999. Total Reciprocal Jurisdiction - Affiliates - U.S. Non-Pool																				
4999999. Total Reciprocal Jurisdiction - Affiliates - Other (Non-U.S.)																				

ANNUAL STATEMENT FOR THE YEAR 2021 OF THE REPUBLIC-FRANKLIN INSURANCE COMPANY

SCHEDULE F - PART 3

Ceded Reinsurance as of December 31, Current Year (\$000 Omitted)

1 ID Number	2 NAIC Com- pany Code	3 Name of Reinsurer	4 Domiciliary Jurisdiction	5 Special Code	6 Reinsurance Premiums Ceded	Reinsurance Recoverable On									16 Amount in Dispute included in Column 15	Reinsurance Payable		19 Net Amount Recoverable From Reinsurers Cols. 15 - [17 + 18]	20 Funds Held by Company Under Reinsurance Treaties
						7 Paid Losses	8 Paid LAE	9 Known Case Loss Reserves	10 Known Case LAE Reserves	11 IBNR Loss Reserves	12 IBNR LAE Reserves	13 Unearned Premiums	14 Contingent Commis- sions	15 Columns 7 through 14 Totals		17 Ceded Balances Payable	18 Other Amounts Due to Reinsurers		
5099999. Total Reciprocal Jurisdiction - Affiliates																			
5699999. Total Reciprocal Jurisdiction Excluding Protected Cells (Sum of 5099999, 5199999, 5299999, 5399999 and 5499999)																			
5799999. Total Authorized, Unauthorized, Reciprocal Jurisdiction and Certified Excluding Protected Cells (Sum of 1499999, 2899999, 4299999 and 5699999)					334,093	283	6	251,765	17,892	61,982	46,294	165,829		544,050	366		543,685	14	
5899999. Total Protected Cells (Sum of 1399999, 2799999, 4199999 and 5599999)																			
9999999 Totals					334,093	283	6	251,765	17,892	61,982	46,294	165,829		544,050	366		543,685	14	

ANNUAL STATEMENT FOR THE YEAR 2021 OF THE REPUBLIC-FRANKLIN INSURANCE COMPANY

SCHEDULE F - PART 3 (Continued)

Ceded Reinsurance as of December 31, Current Year (\$000 Omitted)
(Credit Risk)

ID Number From Col. 1	Name of Reinsurer From Col. 3	Collateral				25 Total Funds Held, Payables & Collateral	26 Net Recoverable Net of Funds Held & Collateral	27 Applicable Sch. F Penalty (Col. 78)	Ceded Reinsurance Credit Risk								
		21 Multiple Beneficiary Trusts	22 Letters of Credit	23 Issuing or Confirming Bank Reference Number	24 Single Beneficiary Trusts & Other Allowable Collateral				28 Total Amount Recoverable from Reinsurers Less Penalty (Cols. 15-27)	29 Stressed Recoverable (Col. 28 * 120%)	30 Reinsurance Payable & Funds Held (Cols. 17+18+20; but not in excess of Col. 29)	31 Stressed Net Recoverable (Cols. 29-30)	32 Total Collateral (Cols. 21+22 + 24, not in Excess of Col. 31)	33 Stressed Net Recoverable Net of Collateral Offsets (Cols. 31-32)	34 Reinsurer Designation Equivalent	35 Credit Risk on Collateralized Recoverables (Col. 32 * Factor Applicable to Reinsurer Designation Equivalent in Col. 34)	36 Credit Risk on Un-collateralized Recoverables (Col. 33 * Factor Applicable to Reinsurer Designation Equivalent in Col. 34)
15-0476880	Utica Mutual Insurance Company				(3,301)	525,363		XXX	XXX	XXX	XXX	XXX	XXX	XXX	XXX	XXX	
0199999	Total Authorized - Affiliates - U.S. Intercompany Pooling			XXX	(3,301)	525,363		XXX	XXX	XXX	XXX	XXX	XXX	XXX	XXX	XXX	
0499999	Total Authorized - Affiliates - U.S. Non-Pool			XXX				XXX	XXX	XXX	XXX	XXX	XXX	XXX	XXX	XXX	
0799999	Total Authorized - Affiliates - Other (Non-U.S.)			XXX											XXX		
0899999	Total Authorized - Affiliates			XXX	(3,301)	525,363									XXX		
36-2994662	AXA Corporate Solutions Reinsurance Comp					0		0	0		0		0	0	6	0	
06-1182357	Allied World Reinsurance Company				.6	.1		.7	.9		.6		.3	.3	3	0	
36-2661954	American Agricultural Insurance Company				.7	.31		.38	.46		.7		.39	.39	3	2	
39-6040366	American Standard Insurance Company of W				.3			.3	.3		.3		.0	.0	2	0	
06-1430254	Arch Reinsurance Company				.57	.188		.245	.294		.57		.237	.237	2	.10	
51-0434766	Axis Reinsurance Company				.59	1,440		1,499	1,799		.59		1,740	1,740	3	.84	
47-0574325	Berkley Re Direct				(.1)	.64		.63	.75		(.1)		.76	.76	2	.3	
36-2114545	Continental Casualty Company					.84		.84	.101				.101	.101	3	.5	
95-3187355	Dual Commercial LLC on behalf of Allianz														2		
42-0234980	Employers Mutual Casualty Company				.36	.656		.693	.831		.36		.795	.795	3	.38	
22-2005057	Everest Reinsurance Company				.9			.9	.11		.9		.1	.1	2	0	
22-2005057	Everest Reinsurance Company				.14			.14	.17		.17		.0	.0	2	0	
05-0316605	FM Global				.391	2,028		2,419	2,902		.391		2,511	2,511	2	.103	
13-2673100	General Reinsurance Corp				1,110	2,932		4,042	4,850		1,110		3,740	3,740	1	.135	
06-0384680	Hartford Steam Boiler Insp & Ins Co				.59	1,115		1,173	1,408		.59		1,349	1,349	2	.55	
04-1543470	Liberty Mutual Insurance Company														3		
36-3101262	Markel Insurance Company				(.5)	.35		.30	.36		(.5)		.41	.41	4	.2	
13-4924125	Munich Reinsurance America Inc				.85	.86		.171	.205		.85		.120	.120	2	.5	
13-4924125	Munich Reinsurance America Inc					.28		.28	.33				.33	.33	2	.1	
47-0355979	National Indemnity Company					.64		.64	.77				.77	.77	1	.3	
13-3138390	Navigators Insurance Company				.4			.4	.5		.5				2		
06-1053492	New England Reinsurance Corp.														6		
22-2187459	New Jersey Re-Insurance Company					.21		.21	.25				.25	.25	3	.1	
47-0698507	Odyssey America Reinsurance Corporation				.151	2,074		2,226	2,671		.151		2,519	2,519	3	.121	
13-3531373	Partner Re NY														4		
13-3031176	Partner Reinsurance Company Of The US				.12	.14		.26	.31		.12		.19	.19	2	.1	
23-1641984	QBE Reinsurance Corporation														3		
52-1952955	RenaissanceRe				.4	200		204	245		.4		241	241	2	.10	
52-1952955	RenaissanceRe														2		
75-1444207	SCOR Reinsurance Company														2		
43-0727872	Safety National Casualty Corporation				.112	1,260		1,373	1,647		.112		1,535	1,535	1	.55	
43-0613000	Shelter Mutual Insurance Company				.13	.30		.43	.51		.13		.38	.38	3	.2	
13-2997499	Sirius America Ins. Co.														4		
13-1675535	Swiss Reinsurance America Corporation				.21			.21	.25		.21		.4	.4	2	0	
13-1675535	Swiss Reinsurance America Corporation				.0	1,122		1,122	1,347		.0		1,347	1,347	2	.55	
13-2918573	Toa Reinsurance Co of America				.12	.52		.63	.76		.12		.64	.64	3	.3	
13-5616275	Transatlantic Reinsurance Company														2		

ANNUAL STATEMENT FOR THE YEAR 2021 OF THE REPUBLIC-FRANKLIN INSURANCE COMPANY

SCHEDULE F - PART 3 (Continued)

Ceded Reinsurance as of December 31, Current Year (\$000 Omitted)
(Credit Risk)

ID Number From Col. 1	Name of Reinsurer From Col. 3	Collateral				25 Total Funds Held, Payables & Collateral	26 Net Recoverable Net of Funds Held & Collateral	27 Applicable Sch. F Penalty (Col. 78)	Ceded Reinsurance Credit Risk								
		21 Multiple Beneficiary Trusts	22 Letters of Credit	23 Issuing or Confirming Bank Reference Number	24 Single Beneficiary Trusts & Other Allowable Collateral				28 Total Amount Recoverable from Reinsurers Less Penalty (Cols. 15-27)	29 Stressed Recoverable (Col. 28 * 120%)	30 Reinsurance Payable & Funds Held (Cols. 17+18+20; but not in excess of Col. 29)	31 Stressed Net Recoverable (Cols. 29-30)	32 Total Collateral (Cols. 21+22 + 24, not in Excess of Col. 31)	33 Stressed Net Recoverable Net of Collateral Offsets (Cols. 31-32)	34 Reinsurer Designation Equivalent	35 Credit Risk on Collateralized Recoverables (Col. 32 * Factor Applicable to Reinsurer Designation Equivalent in Col. 34)	36 Credit Risk on Un-collateralized Recoverables (Col. 33 * Factor Applicable to Reinsurer Designation Equivalent in Col. 34)
13-1290712	XL Reinsurance America Inc					.7	2		9	.11	.7	.4		.4	2		.0
0999999	Total Authorized - Other U.S. Unaffiliated Insurers			XXX		2,166	13,527		15,693	18,832	2,171	16,661		16,661	XXX	XXX	694
AA-9991159	Michigan Catastrophic Claims Assn								XXX	XXX	XXX	XXX		XXX	XXX	XXX	XXX
AA-9991160	NJUCJF								XXX	XXX	XXX	XXX		XXX	XXX	XXX	XXX
1099999	Total Authorized - Pools - Mandatory Pools			XXX					XXX	XXX	XXX	XXX		XXX	XXX	XXX	XXX
AA-9991503	Mine Subsidence Insurance Prog														3		
AA-9991139	NC Reins Facility					237			237	285	285				3		
1199999	Total Authorized - Pools - Voluntary Pools			XXX		237			237	285	285				XXX		
AA-1126780	Advent Syndicate 780						0		0	0		0		0	3		0
AA-1120184	Agora Syndicate 3268														3		
AA-1120337	Aspen Re					32	117		149	179	32	147		147	3		7
AA-1120337	Aspen Re					0	0		0	0	0	0		0	3		0
AA-1120337	Aspen Re					49	334		383	460	49	411		411	3		20
AA-1120181	Blenheim Syndicate 5886					1			1	2	2	0		0	3		0
AA-1128003	Catlin Underwriting					32	85		117	140	32	108		108	3		5
AA-1340125	Chard Re (obo Hannover Ruck SE)														2		
AA-1120067	Chord Re Consortium 9840 (Syndicate 4242)														3		
AA-1340125	Eskatos (obo Hannover Ruck)														2		
AA-1120175	Fidelis UK														3		
AA-1780104	Hamilton Insurance DAC						95		95	114		114		114	4		6
AA-1126005	Hamilton Syndicate 4000														3		
AA-1122004	Ki Syndicate 1618														3		
AA-3190871	Lancashire Insurance Company Limited														3		
AA-1122000	Lloyd's Of London														3		
AA-1126435	Lloyd's Syndicate Number 0435						0		0	0		0		0	3		0
AA-1126510	Lloyd's Syndicate Number 0510														3		
AA-1126566	Lloyd's Syndicate Number 0566														3		
AA-1126609	Lloyd's Syndicate Number 0609														3		
AA-1126623	Lloyd's Syndicate Number 0623														3		
AA-1126727	Lloyd's Syndicate Number 0727					21	65		85	102	21	82		82	3		4
AA-1126958	Lloyd's Syndicate Number 0958														3		
AA-1127084	Lloyd's Syndicate Number 1084					0			0	0	0				3		
AA-1127096	Lloyd's Syndicate Number 1096														3		
AA-1120085	Lloyd's Syndicate Number 1274														3		
AA-1127414	Lloyd's Syndicate Number 1414														3		
AA-1120102	Lloyd's Syndicate Number 1458						0		0	0		0		0	3		0
AA-1120156	Lloyd's Syndicate Number 1686					0	250		251	301	0	300		300	3		14
AA-1120157	Lloyd's Syndicate Number 1729														3		
AA-1120096	Lloyd's Syndicate Number 1880														3		
AA-1120124	Lloyd's Syndicate Number 1945					32	118		151	181	32	148		148	3		7
AA-1120084	Lloyd's Syndicate Number 1955					1			1	1	1				3		
AA-1128000	Lloyd's Syndicate Number 2000						0		0	0		0		0	3		0
AA-1128001	Lloyd's Syndicate Number 2001					16	10		27	32	16	16		16	3		1

ANNUAL STATEMENT FOR THE YEAR 2021 OF THE REPUBLIC-FRANKLIN INSURANCE COMPANY

SCHEDULE F - PART 3 (Continued)

Ceded Reinsurance as of December 31, Current Year (\$000 Omitted)
(Credit Risk)

ID Number From Col. 1	Name of Reinsurer From Col. 3	Collateral				25 Total Funds Held, Payables & Collateral	26 Net Recoverable Net of Funds Held & Collateral	27 Applicable Sch. F Penalty (Col. 78)	Ceded Reinsurance Credit Risk								
		21 Multiple Beneficiary Trusts	22 Letters of Credit	23 Issuing or Confirming Bank Reference Number	24 Single Beneficiary Trusts & Other Allowable Collateral				28 Total Amount Recoverable from Reinsurers Less Penalty (Cols. 15-27)	29 Stressed Recoverable (Col. 28 * 120%)	30 Reinsurance Payable & Funds Held (Cols. 17+18+20; but not in excess of Col. 29)	31 Stressed Net Recoverable (Cols. 29-30)	32 Total Collateral (Cols. 21+22 + 24, not in Excess of Col. 31)	33 Stressed Net Recoverable Net of Collateral Offsets (Cols. 31-32)	34 Reinsurer Designation Equivalent	35 Credit Risk on Collateralized Recoverables (Col. 32 * Factor Applicable to Reinsurer Designation Equivalent in Col. 34)	36 Credit Risk on Un-collateralized Recoverables (Col. 33 * Factor Applicable to Reinsurer Designation Equivalent in Col. 34)
AA-1128010	Lloyd's Syndicate Number 2010														3		
AA-1120158	Lloyd's Syndicate Number 2014														3		
AA-1128121	Lloyd's Syndicate Number 2121														3		
AA-1128623	Lloyd's Syndicate Number 2623					94	294		388	466	94	372		372	3		18
AA-1128791	Lloyd's Syndicate Number 2791					41	76		117	140	41	99		99	3		5
AA-1128987	Lloyd's Syndicate Number 2987														3		
AA-1128987	Lloyd's Syndicate Number 2987 thru BGS S														3		
AA-1129000	Lloyd's Syndicate Number 3000														3		
AA-1120075	Lloyd's Syndicate Number 4020					32	85		117	140	32	108		108	3		5
AA-1120086	Lloyd's Syndicate Number 4141														3		
AA-1126004	Lloyd's Syndicate Number 4444					4	37		41	49	4	45		45	3		2
AA-1126006	Lloyd's Syndicate Number 4472					6			6	7	7				3		
AA-1120163	Lloyd's Syndicate Number 5678					15	501		516	620	15	605		605	3		29
AA-3190829	Markel Bermuda Limited														3		
AA-3190686	Partner Re Ltd														2		
AA-1121480	Unionamerica Insurance Company Limited (6		
1299999	Total Authorized - Other Non-U.S. Insurers			XXX		377	2,069		2,446	2,935	379	2,556		2,556	XXX		123
1499999	Total Authorized Excluding Protected Cells (Sum of 0899999, 0999999, 1099999, 1199999 and 1299999)			XXX		(520)	540,958		18,377	22,052	2,835	19,217		19,217	XXX		817
1899999	Total Unauthorized - Affiliates - U.S. Non-Pool			XXX					XXX	XXX	XXX	XXX	XXX	XXX	XXX	XXX	XXX
2199999	Total Unauthorized - Affiliates - Other (Non-U.S.)			XXX											XXX		
2299999	Total Unauthorized - Affiliates			XXX											XXX		
39-1173498	American Family Connect Property and Cas														3		
2399999	Total Unauthorized - Other U.S. Unaffiliated Insurers			XXX											XXX		
AA-1460019	Amlin Bermuda Ltd, Branch of Amlin AG														3		
AA-3190932	Ariel Re BDA Limited		4	.0005		4			4	5	0	5	4	1	4		0
AA-1120083	Ariel Syndicate 1910														4		
AA-3194168	Aspen Insurance Limited														3		
AA-3194139	Axis Specialty Limited														3		
AA-1120355	CX Reinsurance Company Ltd.														6		
AA-1120191	Convex Insurance UK Limited														4		
AA-3191400	Convex Re Limited														4		
AA-1340028	DEVK Ruckversicherungs - UND Beteiligung		6	.0001		14			14	17	8	9	6	3	6		0
AA-3194122	DaVinci Reinsurance Ltd.														3		
AA-3194122	DaVinci Reinsurance Ltd.														3		
AA-1120495	Dominion Insurance Co. Ltd.														6		
AA-3191289	Fidelis Insurance Bermuda Ltd					9			9	10	10				3		
AA-5340310	General Insurance Corporation of India														5		
AA-3191437	Group Ark Insurance Limited														3		
AA-3191190	Hamilton Re														4		
AA-3190060	Hannover Reinsurance Ltd.				2,640	9			9	10	10				2		
AA-1340125	Hannover Ruckversicherungs Ag					2,965			2,965	3,557	325	3,233	2,640	593	2		108
AA-1120431	Harper Insurance Co.														6		24

ANNUAL STATEMENT FOR THE YEAR 2021 OF THE REPUBLIC-FRANKLIN INSURANCE COMPANY

SCHEDULE F - PART 3 (Continued)

Ceded Reinsurance as of December 31, Current Year (\$000 Omitted)
(Credit Risk)

ID Number From Col. 1	Name of Reinsurer From Col. 3	Collateral				25 Total Funds Held, Payables & Collateral	26 Net Recoverable Net of Funds Held & Collateral	27 Applicable Sch. F Penalty (Col. 78)	Ceded Reinsurance Credit Risk								
		21 Multiple Beneficiary Trusts	22 Letters of Credit	23 Issuing or Confirming Bank Reference Number	24 Single Beneficiary Trusts & Other Allowable Collateral				28 Total Amount Recoverable from Reinsurers Less Penalty (Cols. 15-27)	29 Stressed Recoverable (Col. 28 * 120%)	30 Reinsurance Payable & Funds Held (Cols. 17+18+20; but not in excess of Col. 29)	31 Stressed Net Recoverable (Cols. 29-30)	32 Total Collateral (Cols. 21+22 + 24, not in Excess of Col. 31)	33 Stressed Net Recoverable Net of Collateral Offsets (Cols. 31-32)	34 Reinsurer Designation Equivalent	35 Credit Risk on Collateralized Recoverables (Col. 32 * Factor Applicable to Reinsurer Designation Equivalent in Col. 34)	36 Credit Risk on Un-collateralized Recoverables (Col. 33 * Factor Applicable to Reinsurer Designation Equivalent in Col. 34)
AA-1460080	Helvetia Schweizerische Versicherungsges		.54	.0002		.54			.54	.65		.65	.54	.11	6.	.3	.2
AA-5420050	Korean Insurance Company		.89	.0004		.98			.98	.117		.108	.89	.20	3.	.4	.1
AA-1440060	Lansforsakringar Sak Forsakrings AB														6.		
AA-1460019	MS Amlin AG					.4			.4	.4					3.		
AA-1840000	Mapfre Reinsurance Compania De Reaseguro				114	.162			.162	.195		.147	.114	.32	3.	.5	.2
AA-1121425	Markel International Ins.Co.					.33	.21	.21	.33	.39		.7		.7	3.		.0
AA-5340660	New India Assurance Company					.1			.1	.2		.0		.0	5.		.0
AA-1340004	R & V Versicherung AG		.174	.0003		.230			.230	.275		.219	.174	.46	6.	.9	.6
AA-3190339	Renaissance Re														2.		
AA-1440076	Sirius International Insurance Corporati					.4			.4	.4					4.		
AA-3194130	Sompo International					.6			.6	.7					2.		
AA-3191432	Vantage Risk Ltd.														6.		
AA-3191388	Vermeer Reinsurance Ltd.														3.		
2699999	Total Unauthorized - Other Non-U.S. Insurers		327	XXX	2,754	3,591	21	21	3,591	4,309	516	3,793	3,081	712	XXX	130	36
2899999	Total Unauthorized Excluding Protected Cells (Sum of 2299999, 2399999, 2499999, 2599999 and 2699999)		327	XXX	2,754	3,591	21	21	3,591	4,309	516	3,793	3,081	712	XXX	130	36
3299999	Total Certified - Affiliates - U.S. Non-Pool			XXX					XXX	XXX	XXX	XXX	XXX	XXX	XXX	XXX	XXX
3599999	Total Certified - Affiliates - Other (Non-U.S.)			XXX											XXX		
3699999	Total Certified - Affiliates			XXX											XXX		
4299999	Total Certified Excluding Protected Cells (Sum of 3699999, 3799999, 3899999, 3999999 and 4099999)			XXX											XXX		
4699999	Total Reciprocal Jurisdiction - Affiliates - U.S. Non-Pool			XXX					XXX	XXX	XXX	XXX	XXX	XXX	XXX	XXX	XXX
4999999	Total Reciprocal Jurisdiction - Affiliates - Other (Non-U.S.)			XXX											XXX		
5099999	Total Reciprocal Jurisdiction - Affiliates			XXX											XXX		
5699999	Total Reciprocal Jurisdiction Excluding Protected Cells (Sum of 5099999, 5199999, 5299999, 5399999 and 5499999)			XXX											XXX		
5799999	Total Authorized, Unauthorized, Reciprocal Jurisdiction and Certified Excluding Protected Cells (Sum of 1499999, 2899999, 4299999 and 5699999)		327	XXX	2,754	3,071	540,979	21	21,968	26,361	3,351	23,010	3,081	19,929	XXX	130	853
5899999	Total Protected Cells (Sum of 1399999, 2799999, 4199999 and 5599999)			XXX					XXX	XXX	XXX	XXX	XXX	XXX	XXX	XXX	XXX
9999999	Totals		327	XXX	2,754	3,071	540,979	21	21,968	26,361	3,351	23,010	3,081	19,929	XXX	130	853

ANNUAL STATEMENT FOR THE YEAR 2021 OF THE REPUBLIC-FRANKLIN INSURANCE COMPANY

SCHEDULE F - PART 3 (Continued)

Ceded Reinsurance as of December 31, Current Year (\$000 Omitted)
(Aging of Ceded Reinsurance)

ID Number From Col. 1	Name of Reinsurer From Col. 3	Reinsurance Recoverable on Paid Losses and Paid Loss Adjustment Expenses							44 Total Recoverable on Paid Losses & LAE Amounts in Dispute Included in Col. 43	45 Recoverable on Paid Losses & LAE Over 90 Days Past Due Amounts in Dispute Included in Cols. 40 & 41	46 Total Recoverable on Paid Losses & LAE Amounts Not in Dispute (Cols 43-44)	47 Recoverable on Paid Losses & LAE Over 90 Days Past Due Amounts Not in Dispute (Cols. 40 + 41 - 45)	48 Amounts Received Prior 90 Days	49 Percentage Overdue Col. 42/Col. 43	50 Percentage of Amounts More Than 90 Days Overdue Not in Dispute (Col. 47/[Cols. 46+48])	51 Percentage More Than 120 Days Overdue (Col. 41/ Col. 43)	52 Is the Amount in Col. 50 Less Than 20%? (Yes or No)	53 Amounts in Col. 47 for Reinsurers with Values Less Than 20% in Col. 50
		37	Overdue				43											
		Current	38 1 - 29 Days	39 30 - 90 Days	40 91 - 120 Days	41 Over 120 Days	42 Total Overdue Cols. 38+39 +40+41	Total Due Cols. 37+42 (In total should equal Cols. 7+8)										
15-0476880	Utica Mutual Insurance Company	(98)						(98)			(98)							
0199999	Total Authorized - Affiliates - U.S. Intercompany Pooling	(98)						(98)			(98)							XXX
0499999	Total Authorized - Affiliates - U.S. Non-Pool																	XXX
0799999	Total Authorized - Affiliates - Other (Non-U.S.)																	XXX
0899999	Total Authorized - Affiliates	(98)						(98)			(98)							XXX
36-2994662	AXA Corporate Solutions Reinsurance Comp	0	0	0				0			0		0	71.7				YES
06-1182357	Allied World Reinsurance Company																	YES
36-2661954	American Agricultural Insurance Company											21						YES
39-6040366	American Standard Insurance Company of W																	YES
06-1430254	Arch Reinsurance Company																	YES
51-0434766	Axis Reinsurance Company																	YES
47-0574325	Berkley Re Direct																	YES
36-2114545	Continental Casualty Company																	YES
95-3187355	Dual Commercial LLC on behalf of Allianz																	YES
42-0234980	Employers Mutual Casualty Company											39						YES
22-2005057	Everest Reinsurance Company																	YES
22-2005057	Everest Reinsurance Company																	YES
05-0316605	FM Global	135						135			135	271						YES
13-2673100	General Reinsurance Corp	6						6			6							YES
06-0384680	Hartford Steam Boiler Insp & Ins Co	50						50			50							YES
04-1543470	Liberty Mutual Insurance Company																	YES
36-3101262	Markel Insurance Company																	YES
13-4924125	Munich Reinsurance America Inc																	YES
13-4924125	Munich Reinsurance America Inc																	YES
47-0355979	National Indemnity Company																	YES
13-3138390	Navigators Insurance Company																	YES
06-1053492	New England Reinsurance Corp.																	YES
22-2187459	New Jersey Re-Insurance Company	0						0			0	0						YES
47-0698507	Odyssey America Reinsurance Corporation											90						YES
13-3531373	Partner Re NY																	YES
13-3031176	Partner Reinsurance Company Of The US	0						0			0	15						YES
23-1641984	QBE Reinsurance Corporation																	YES
52-1952955	RenaissanceRe																	YES
52-1952955	RenaissanceRe																	YES
75-1444207	SCOR Reinsurance Company																	YES
43-0727872	Safety National Casualty Corporation																	YES
43-0613000	Shelter Mutual Insurance Company											26						YES
13-2997499	Sirius America Ins. Co.																	YES
13-1675535	Swiss Reinsurance America Corporation	0						0			0	0						YES
13-1675535	Swiss Reinsurance America Corporation											1,172						YES
13-2918573	Toa Reinsurance Co of America	0						0			0	0						YES
13-5616275	Transatlantic Reinsurance Company																	YES
13-1290712	XL Reinsurance America Inc																	YES

ANNUAL STATEMENT FOR THE YEAR 2021 OF THE REPUBLIC-FRANKLIN INSURANCE COMPANY

SCHEDULE F - PART 3 (Continued)

Ceded Reinsurance as of December 31, Current Year (\$000 Omitted)

(Aging of Ceded Reinsurance)

ID Number From Col. 1	Name of Reinsurer From Col. 3	Reinsurance Recoverable on Paid Losses and Paid Loss Adjustment Expenses						44 Total Recoverable on Paid Losses & LAE Amounts in Dispute Included in Col. 43	45 Recoverable on Paid Losses & LAE Over 90 Days Past Due Amounts in Dispute Included in Cols. 40 & 41	46 Total Recoverable on Paid Losses & LAE Amounts Not in Dispute (Cols 43-44)	47 Recoverable on Paid Losses & LAE Over 90 Days Past Due Amounts Not in Dispute (Cols. 40 + 41 - 45)	48 Amounts Received Prior 90 Days	49 Percentage Overdue Col. 42/Col. 43	50 Percentage of Amounts More Than 90 Days Overdue Not in Dispute (Col. 47/[Cols. 46+48])	51 Percentage More Than 120 Days Overdue (Col. 41/ Col. 43)	52 Is the Amount in Col. 50 Less Than 20%? (Yes or No)	53 Amounts in Col. 47 for Reinsurers with Values Less Than 20% in Col. 50
		37 Current	Overdue				43 Total Due Cols. 37+42 (In total should equal Cols. 7+8)										
			38 1 - 29 Days	39 30 - 90 Days	40 91 - 120 Days	41 Over 120 Days											
0999999	Total Authorized - Other U.S. Unaffiliated Insurers	191	0	0			191		191		1,634					XXX	
AA-9991159	Michigan Catastrophic Claims Assn															YES	
AA-9991160	NJUCJF															YES	
1099999	Total Authorized - Pools - Mandatory Pools															XXX	
AA-9991503	Mine Subsidence Insurance Prog															YES	
AA-9991139	NC Reins Facility	196					196		196							YES	
1199999	Total Authorized - Pools - Voluntary Pools	196					196		196							XXX	
AA-1126780	Advent Syndicate 780	0					0		0		0					YES	
AA-1120184	Agora Syndicate 3268															YES	
AA-1120337	Aspen Re															YES	
AA-1120337	Aspen Re															YES	
AA-1120337	Aspen Re										0					YES	
AA-1120181	Blenheim Syndicate 5886															YES	
AA-1128003	Catlin Underwriting															YES	
AA-1340125	Chard Re (obo Hannover Ruck SE)															YES	
AA-1120067	Chord Re Consortium 9840 (Syndicate 4242)															YES	
AA-1340125	Eskatos (obo Hannover Ruck)															YES	
AA-1120175	Fidelis UK															YES	
AA-1780104	Hamilton Insurance DAC															YES	
AA-1126005	Hamilton Syndicate 4000															YES	
AA-1122004	Ki Syndicate 1618															YES	
AA-3190871	Lancashire Insurance Company Limited															YES	
AA-1122000	Lloyd's Of London															YES	
AA-1126435	Lloyd's Syndicate Number 0435															YES	
AA-1126510	Lloyd's Syndicate Number 0510															YES	
AA-1126566	Lloyd's Syndicate Number 0566															YES	
AA-1126609	Lloyd's Syndicate Number 0609															YES	
AA-1126623	Lloyd's Syndicate Number 0623															YES	
AA-1126727	Lloyd's Syndicate Number 0727															YES	
AA-1126958	Lloyd's Syndicate Number 0958															YES	
AA-1127084	Lloyd's Syndicate Number 1084															YES	
AA-1127096	Lloyd's Syndicate Number 1096															YES	
AA-1120085	Lloyd's Syndicate Number 1274															YES	
AA-1127414	Lloyd's Syndicate Number 1414															YES	
AA-1120102	Lloyd's Syndicate Number 1458															YES	
AA-1120156	Lloyd's Syndicate Number 1686															YES	
AA-1120157	Lloyd's Syndicate Number 1729															YES	
AA-1120096	Lloyd's Syndicate Number 1880															YES	
AA-1120124	Lloyd's Syndicate Number 1945															YES	
AA-1120084	Lloyd's Syndicate Number 1955															YES	
AA-1128000	Lloyd's Syndicate Number 2000	0					0		0		0					YES	
AA-1128001	Lloyd's Syndicate Number 2001															YES	
AA-1128010	Lloyd's Syndicate Number 2010															YES	

ANNUAL STATEMENT FOR THE YEAR 2021 OF THE REPUBLIC-FRANKLIN INSURANCE COMPANY

SCHEDULE F - PART 3 (Continued)

Ceded Reinsurance as of December 31, Current Year (\$000 Omitted)
(Aging of Ceded Reinsurance)

ID Number From Col. 1	Name of Reinsurer From Col. 3	Reinsurance Recoverable on Paid Losses and Paid Loss Adjustment Expenses							44 Total Recoverable on Paid Losses & LAE Amounts in Dispute Included in Col. 43	45 Recoverable on Paid Losses & LAE Over 90 Days Past Due Amounts in Dispute Included in Cols. 40 & 41	46 Total Recoverable on Paid Losses & LAE Amounts Not in Dispute (Cols 43-44)	47 Recoverable on Paid Losses & LAE Over 90 Days Past Due Amounts Not in Dispute (Cols. 40 + 41 - 45)	48 Amounts Received Prior 90 Days	49 Percentage Overdue Col. 42/Col. 43	50 Percentage of Amounts More Than 90 Days Overdue Not in Dispute (Col. 47/(Cols. 46+48))	51 Percentage More Than 120 Days Overdue (Col. 41/ Col. 43)	52 Is the Amount in Col. 50 Less Than 20%? (Yes or No)	53 Amounts in Col. 47 for Reinsurers with Values Less Than 20% in Col. 50
		37	Overdue				43											
		Current	38 1 - 29 Days	39 30 - 90 Days	40 91 - 120 Days	41 Over 120 Days	42 Total Overdue Cols. 38+39 +40+41	Total Due Cols. 37+42 (In total should equal Cols. 7+8)										
AA-1120158	Lloyd's Syndicate Number 2014																	YES
AA-1128121	Lloyd's Syndicate Number 2121																	YES
AA-1128623	Lloyd's Syndicate Number 2623																	YES
AA-1128791	Lloyd's Syndicate Number 2791																	YES
AA-1128987	Lloyd's Syndicate Number 2987																	YES
AA-1128987	Lloyd's Syndicate Number 2987 thru BGS S																	YES
AA-1129000	Lloyd's Syndicate Number 3000																	YES
AA-1120075	Lloyd's Syndicate Number 4020																	YES
AA-1120086	Lloyd's Syndicate Number 4141																	YES
AA-1126004	Lloyd's Syndicate Number 4444																	YES
AA-1126006	Lloyd's Syndicate Number 4472																	YES
AA-1120163	Lloyd's Syndicate Number 5678																	YES
AA-3190829	Markel Bermuda Limited																	YES
AA-3190686	Partner Re Ltd																	YES
AA-1121480	Unionamerica Insurance Company Limited (YES
1299999	Total Authorized - Other Non-U.S. Insurers	0						0			0		0					XXX
1499999	Total Authorized Excluding Protected Cells (Sum of 0899999, 0999999, 1099999, 1199999 and 1299999)	289	0	0				289			289		1,634					XXX
1899999	Total Unauthorized - Affiliates - U.S. Non-Pool																	XXX
2199999	Total Unauthorized - Affiliates - Other (Non-U.S.)																	XXX
2299999	Total Unauthorized - Affiliates																	XXX
39-1173498	American Family Connect Property and Cas																	YES
2399999	Total Unauthorized - Other U.S. Unaffiliated Insurers																	XXX
AA-1460019	Amlin Bermuda Ltd, Branch of Amlin AG																	YES
AA-3190832	Ariel Re BDA Limited																	YES
AA-1120083	Ariel Syndicate 1910																	YES
AA-3194168	Aspen Insurance Limited																	YES
AA-3194139	Axis Specialty Limited																	YES
AA-1120355	CX Reinsurance Company Ltd.																	YES
AA-1120191	Convex Insurance UK Limited																	YES
AA-3191400	Convex Re Limited																	YES
AA-1340028	DEVK Ruckversicherungs - UND Beteiligung												5					YES
AA-3194122	DaVinci Reinsurance Ltd.																	YES
AA-3194122	DaVinci Reinsurance Ltd.																	YES
AA-1120495	Dominion Insurance Co. Ltd.																	YES
AA-3191289	Fidelis Insurance Bermuda Ltd																	YES
AA-5340310	General Insurance Corporation of India																	YES
AA-3191437	Group Ark Insurance Limited																	YES
AA-3191190	Hamilton Re																	YES
AA-3190060	Hannover Reinsurance Ltd.																	YES
AA-1340125	Hannover Ruckversicherungs Ag	0						0			0		103					YES
AA-1120431	Harper Insurance Co.																	YES

ANNUAL STATEMENT FOR THE YEAR 2021 OF THE REPUBLIC-FRANKLIN INSURANCE COMPANY

SCHEDULE F - PART 3 (Continued)

Ceded Reinsurance as of December 31, Current Year (\$000 Omitted)
(Aging of Ceded Reinsurance)

ID Number From Col. 1	Name of Reinsurer From Col. 3	Reinsurance Recoverable on Paid Losses and Paid Loss Adjustment Expenses							44 Total Recoverable on Paid Losses & LAE Amounts in Dispute Included in Col. 43	45 Recoverable on Paid Losses & LAE Over 90 Days Past Due Amounts in Dispute Included in Cols. 40 & 41	46 Total Recoverable on Paid Losses & LAE Amounts Not in Dispute (Cols 43-44)	47 Recoverable on Paid Losses & LAE Over 90 Days Past Due Amounts Not in Dispute (Cols. 40 + 41 - 45)	48 Amounts Received Prior 90 Days	49 Percentage Overdue Col. 42/Col. 43	50 Percentage of Amounts More Than 90 Days Overdue Not in Dispute (Col. 47/[Cols. 46+48])	51 Percentage More Than 120 Days Overdue (Col. 41/ Col. 43)	52 Is the Amount in Col. 50 Less Than 20%? (Yes or No)	53 Amounts in Col. 47 for Reinsurers with Values Less Than 20% in Col. 50
		37	Overdue				43											
		Current	38 1 - 29 Days	39 30 - 90 Days	40 91 - 120 Days	41 Over 120 Days	42 Total Overdue Cols. 38+39 +40+41	Total Due Cols. 37+42 (In total should equal Cols. 7+8)										
AA-1460080	Helvetia Schweizerische Versicherungsges																	YES
AA-5420050	Korean Insurance Company																	YES
AA-1440060	Lansforsakringar Sak Forsakrings AB																	YES
AA-1460019	MS Amlin AG																	YES
AA-1840000	Mapfre Reinsurance Compania De Reaseguro											88						YES
AA-1121425	Markel International Ins.Co.																	YES
AA-5340660	New India Assurance Company																	YES
AA-1340004	R & V Versicherung AG											129						YES
AA-3190339	Renaissance Re																	YES
AA-1440076	Sirius International Insurance Corporati																	YES
AA-3194130	Sompo International																	YES
AA-3191432	Vantage Risk Ltd.																	YES
AA-3191388	Vermeer Reinsurance Ltd.																	YES
2699999	Total Unauthorized - Other Non-U.S. Insurers	0						0			0		325					XXX
2899999	Total Unauthorized Excluding Protected Cells (Sum of 2299999, 2399999, 2499999, 2599999 and 2699999)	0						0			0		325					XXX
3299999	Total Certified - Affiliates - U.S. Non-Pool																	XXX
3599999	Total Certified - Affiliates - Other (Non-U.S.)																	XXX
3699999	Total Certified - Affiliates																	XXX
4299999	Total Certified Excluding Protected Cells (Sum of 3699999, 3799999, 3899999, 3999999 and 4099999)																	XXX
4699999	Total Reciprocal Jurisdiction - Affiliates - U.S. Non-Pool																	XXX
4999999	Total Reciprocal Jurisdiction - Affiliates - Other (Non-U.S.)																	XXX
5099999	Total Reciprocal Jurisdiction - Affiliates																	XXX
5699999	Total Reciprocal Jurisdiction Excluding Protected Cells (Sum of 5099999, 5199999, 5299999, 5399999 and 5499999)																	XXX
5799999	Total Authorized, Unauthorized, Reciprocal Jurisdiction and Certified Excluding Protected Cells (Sum of 1499999, 2899999, 4299999 and 5699999)	289	0	0				289			289		1,958					XXX
5899999	Total Protected Cells (Sum of 1399999, 2799999, 4199999 and 5599999)																	XXX
9999999	Totals	289	0	0				289			289		1,958					XXX

24.3

ANNUAL STATEMENT FOR THE YEAR 2021 OF THE REPUBLIC-FRANKLIN INSURANCE COMPANY

SCHEDULE F - PART 3 (Continued)

Ceded Reinsurance as of December 31, Current Year (\$000 Omitted)
(Provision for Reinsurance for Certified Reinsurers)

ID Number From Col. 1	Name of Reinsurer From Col. 3	Provision for Certified Reinsurance													Complete if Col. 52 = "No"; Otherwise Enter 0			69 Provision for Overdue Reinsurance Ceded to Certified Reinsurers (Greater of [Col. 62 + Col. 65] or Col.68; not to Exceed Col. 63)
		54	55	56	57	58	59	60	61	62	63	64	65	66	67	68		
		Certified Reinsurer Rating (1 through 6)	Effective Date of Certified Reinsurer Rating	Percent Collateral Required for Full Credit (0% through 100%)	Catastrophe Recoverables Qualifying for Collateral Deferral	Net Recoverables Subject to Collateral Requirements for Full Credit (Col. 19 - Col. 57)	Dollar Amount of Collateral Required (Col. 56 * Col. 58)	Percent of Collateral Provided for Net Recoverables Subject to Collateral Requirements ([Col. 20 + Col. 22 + Col. 24] / Col. 58)	Percent Credit Allowed on Net Recoverables Subject to Collateral Requirements (Col. 60 / Col. 56, not to exceed 100%)	20% of Recoverable on Paid Losses & LAE Over 90 Days Past Due Amounts in Dispute (Col. 45 * 20%)	Amount of Credit Allowed for Net Recoverables (Col. 57 + [Col. 58 * Col. 61])	Provision for Reinsurance with Certified Reinsurers Due to Collateral Deficiency (Col. 19 - Col. 63)	20% of Recoverable on Paid Losses & LAE Over 90 Days Past Due Amounts Not in Dispute (Col. 47 * 20%)	Total Collateral Provided (Col. 20 + Col. 22 + Col. 24, not to Exceed Col. 63)	Net Unsecured Recoverable for Which Credit is Allowed (Col. 63 - Col. 66)	20% of Amount in Col. 67		
15-0476880	Utica Mutual Insurance Company	XXX	XXX	XXX	XXX	XXX	XXX	XXX	XXX	XXX	XXX	XXX	XXX	XXX	XXX	XXX	XXX	
0199999	Total Authorized - Affiliates - U.S. Intercompany Pooling			XXX	XXX	XXX	XXX	XXX	XXX	XXX	XXX	XXX	XXX	XXX	XXX	XXX	XXX	
0499999	Total Authorized - Affiliates - U.S. Non-Pool			XXX	XXX	XXX	XXX	XXX	XXX	XXX	XXX	XXX	XXX	XXX	XXX	XXX	XXX	
0799999	Total Authorized - Affiliates - Other (Non-U.S.)			XXX	XXX	XXX	XXX	XXX	XXX	XXX	XXX	XXX	XXX	XXX	XXX	XXX	XXX	
0899999	Total Authorized - Affiliates			XXX	XXX	XXX	XXX	XXX	XXX	XXX	XXX	XXX	XXX	XXX	XXX	XXX	XXX	
36-2994662	AXA Corporate Solutions Reinsurance Comp	XXX	XXX	XXX	XXX	XXX	XXX	XXX	XXX	XXX	XXX	XXX	XXX	XXX	XXX	XXX	XXX	
06-1182357	Allied World Reinsurance Company	XXX	XXX	XXX	XXX	XXX	XXX	XXX	XXX	XXX	XXX	XXX	XXX	XXX	XXX	XXX	XXX	
36-2661954	American Agricultural Insurance Company	XXX	XXX	XXX	XXX	XXX	XXX	XXX	XXX	XXX	XXX	XXX	XXX	XXX	XXX	XXX	XXX	
39-6040366	American Standard Insurance Company of W	XXX	XXX	XXX	XXX	XXX	XXX	XXX	XXX	XXX	XXX	XXX	XXX	XXX	XXX	XXX	XXX	
06-1430254	Arch Reinsurance Company	XXX	XXX	XXX	XXX	XXX	XXX	XXX	XXX	XXX	XXX	XXX	XXX	XXX	XXX	XXX	XXX	
51-0434766	Axis Reinsurance Company	XXX	XXX	XXX	XXX	XXX	XXX	XXX	XXX	XXX	XXX	XXX	XXX	XXX	XXX	XXX	XXX	
47-0574325	Berkley Re Direct	XXX	XXX	XXX	XXX	XXX	XXX	XXX	XXX	XXX	XXX	XXX	XXX	XXX	XXX	XXX	XXX	
36-2114545	Continental Casualty Company	XXX	XXX	XXX	XXX	XXX	XXX	XXX	XXX	XXX	XXX	XXX	XXX	XXX	XXX	XXX	XXX	
95-3187355	Dual Commercial LLC on behalf of Allianz	XXX	XXX	XXX	XXX	XXX	XXX	XXX	XXX	XXX	XXX	XXX	XXX	XXX	XXX	XXX	XXX	
42-0234980	Employers Mutual Casualty Company	XXX	XXX	XXX	XXX	XXX	XXX	XXX	XXX	XXX	XXX	XXX	XXX	XXX	XXX	XXX	XXX	
22-2005057	Everest Reinsurance Company	XXX	XXX	XXX	XXX	XXX	XXX	XXX	XXX	XXX	XXX	XXX	XXX	XXX	XXX	XXX	XXX	
22-2005057	Everest Reinsurance Company	XXX	XXX	XXX	XXX	XXX	XXX	XXX	XXX	XXX	XXX	XXX	XXX	XXX	XXX	XXX	XXX	
05-0316605	FM Global	XXX	XXX	XXX	XXX	XXX	XXX	XXX	XXX	XXX	XXX	XXX	XXX	XXX	XXX	XXX	XXX	
13-2673100	General Reinsurance Corp	XXX	XXX	XXX	XXX	XXX	XXX	XXX	XXX	XXX	XXX	XXX	XXX	XXX	XXX	XXX	XXX	
06-0384680	Hartford Steam Boiler Insp & Ins Co	XXX	XXX	XXX	XXX	XXX	XXX	XXX	XXX	XXX	XXX	XXX	XXX	XXX	XXX	XXX	XXX	
04-1543470	Liberty Mutual Insurance Company	XXX	XXX	XXX	XXX	XXX	XXX	XXX	XXX	XXX	XXX	XXX	XXX	XXX	XXX	XXX	XXX	
36-3101262	Markel Insurance Company	XXX	XXX	XXX	XXX	XXX	XXX	XXX	XXX	XXX	XXX	XXX	XXX	XXX	XXX	XXX	XXX	
13-4924125	Munich Reinsurance America Inc	XXX	XXX	XXX	XXX	XXX	XXX	XXX	XXX	XXX	XXX	XXX	XXX	XXX	XXX	XXX	XXX	
13-4924125	Munich Reinsurance America Inc	XXX	XXX	XXX	XXX	XXX	XXX	XXX	XXX	XXX	XXX	XXX	XXX	XXX	XXX	XXX	XXX	
47-0355979	National Indemnity Company	XXX	XXX	XXX	XXX	XXX	XXX	XXX	XXX	XXX	XXX	XXX	XXX	XXX	XXX	XXX	XXX	
13-3138390	Navigators Insurance Company	XXX	XXX	XXX	XXX	XXX	XXX	XXX	XXX	XXX	XXX	XXX	XXX	XXX	XXX	XXX	XXX	
06-1053492	New England Reinsurance Corp.	XXX	XXX	XXX	XXX	XXX	XXX	XXX	XXX	XXX	XXX	XXX	XXX	XXX	XXX	XXX	XXX	
22-2187459	New Jersey Re-Insurance Company	XXX	XXX	XXX	XXX	XXX	XXX	XXX	XXX	XXX	XXX	XXX	XXX	XXX	XXX	XXX	XXX	
47-0698507	Odyssey America Reinsurance Corporation	XXX	XXX	XXX	XXX	XXX	XXX	XXX	XXX	XXX	XXX	XXX	XXX	XXX	XXX	XXX	XXX	
13-3531373	Partner Re NY	XXX	XXX	XXX	XXX	XXX	XXX	XXX	XXX	XXX	XXX	XXX	XXX	XXX	XXX	XXX	XXX	
13-3031176	Partner Reinsurance Company Of The US	XXX	XXX	XXX	XXX	XXX	XXX	XXX	XXX	XXX	XXX	XXX	XXX	XXX	XXX	XXX	XXX	
23-1641984	QBE Reinsurance Corporation	XXX	XXX	XXX	XXX	XXX	XXX	XXX	XXX	XXX	XXX	XXX	XXX	XXX	XXX	XXX	XXX	
52-1952955	RenaissanceRe	XXX	XXX	XXX	XXX	XXX	XXX	XXX	XXX	XXX	XXX	XXX	XXX	XXX	XXX	XXX	XXX	
52-1952955	RenaissanceRe	XXX	XXX	XXX	XXX	XXX	XXX	XXX	XXX	XXX	XXX	XXX	XXX	XXX	XXX	XXX	XXX	
75-1444207	SCOR Reinsurance Company	XXX	XXX	XXX	XXX	XXX	XXX	XXX	XXX	XXX	XXX	XXX	XXX	XXX	XXX	XXX	XXX	
43-0727872	Safety National Casualty Corporation	XXX	XXX	XXX	XXX	XXX	XXX	XXX	XXX	XXX	XXX	XXX	XXX	XXX	XXX	XXX	XXX	
43-0613000	Shelter Mutual Insurance Company	XXX	XXX	XXX	XXX	XXX	XXX	XXX	XXX	XXX	XXX	XXX	XXX	XXX	XXX	XXX	XXX	
13-2997499	Sirius America Ins. Co.	XXX	XXX	XXX	XXX	XXX	XXX	XXX	XXX	XXX	XXX	XXX	XXX	XXX	XXX	XXX	XXX	
13-1675535	Swiss Reinsurance America Corporation	XXX	XXX	XXX	XXX	XXX	XXX	XXX	XXX	XXX	XXX	XXX	XXX	XXX	XXX	XXX	XXX	
13-1675535	Swiss Reinsurance America Corporation	XXX	XXX	XXX	XXX	XXX	XXX	XXX	XXX	XXX	XXX	XXX	XXX	XXX	XXX	XXX	XXX	
13-2918573	Toa Reinsurance Co of America	XXX	XXX	XXX	XXX	XXX	XXX	XXX	XXX	XXX	XXX	XXX	XXX	XXX	XXX	XXX	XXX	
13-5616275	Transatlantic Reinsurance Company	XXX	XXX	XXX	XXX	XXX	XXX	XXX	XXX	XXX	XXX	XXX	XXX	XXX	XXX	XXX	XXX	

ANNUAL STATEMENT FOR THE YEAR 2021 OF THE REPUBLIC-FRANKLIN INSURANCE COMPANY

SCHEDULE F - PART 3 (Continued)

Ceded Reinsurance as of December 31, Current Year (\$000 Omitted)
(Provision for Reinsurance for Certified Reinsurers)

ID Number From Col. 1	Name of Reinsurer From Col. 3	Provision for Certified Reinsurance													Complete if Col. 52 = "No"; Otherwise Enter 0			69 Provision for Overdue Reinsurance Ceded to Certified Reinsurers (Greater of [Col. 62 + Col. 65] or Col.68; not to Exceed Col. 63)
		54	55	56	57	58	59	60	61	62	63	64	65	66	67	68		
		Certified Reinsurer Rating (1 through 6)	Effective Date of Certified Reinsurer Rating	Percent Collateral Required for Full Credit (0% through 100%)	Catastrophe Recoverables Qualifying for Collateral Deferral	Net Recoverables Subject to Collateral Requirements for Full Credit (Col. 19 - Col. 57)	Dollar Amount of Collateral Required (Col. 56 * Col. 58)	Percent of Collateral Provided for Net Recoverables Subject to Collateral Requirements ([Col. 20 + Col. 21 + Col. 22] / Col. 58)	Percent Credit Allowed on Net Recoverables Subject to Collateral Requirements (Col. 60 / Col. 56, not to exceed 100%)	20% of Recoverable on Paid Losses & LAE Over 90 Days Past Due Amounts in Dispute (Col. 45 * 20%)	Amount of Credit Allowed for Net Recoverables (Col. 57 + [Col. 58 * Col. 61])	Provision for Reinsurance with Certified Reinsurers Due to Collateral Deficiency (Col. 19 - Col. 63)	20% of Recoverable on Paid Losses & LAE Over 90 Days Past Due Amounts Not in Dispute (Col. 47 * 20%)	Total Collateral Provided (Col. 20 + Col. 21 + Col. 24, not to Exceed Col. 63)	Net Unsecured Recoverable for Which Credit is Allowed (Col. 63 - Col. 66)	20% of Amount in Col. 67		
13-1290712	XL Reinsurance America Inc	XXX	XXX	XXX	XXX	XXX	XXX	XXX	XXX	XXX	XXX	XXX	XXX	XXX	XXX	XXX	XXX	
0999999	Total Authorized - Other U.S. Unaffiliated Insurers			XXX	XXX	XXX	XXX	XXX	XXX	XXX	XXX	XXX	XXX	XXX	XXX	XXX	XXX	
AA-9991159	Michigan Catastrophic Claims Assn	XXX	XXX	XXX	XXX	XXX	XXX	XXX	XXX	XXX	XXX	XXX	XXX	XXX	XXX	XXX	XXX	
AA-9991160	NJUCJF	XXX	XXX	XXX	XXX	XXX	XXX	XXX	XXX	XXX	XXX	XXX	XXX	XXX	XXX	XXX	XXX	
1099999	Total Authorized - Pools - Mandatory Pools			XXX	XXX	XXX	XXX	XXX	XXX	XXX	XXX	XXX	XXX	XXX	XXX	XXX	XXX	
AA-9991503	Mine Subsidence Insurance Prog	XXX	XXX	XXX	XXX	XXX	XXX	XXX	XXX	XXX	XXX	XXX	XXX	XXX	XXX	XXX	XXX	
AA-9991139	NC Reins Facility	XXX	XXX	XXX	XXX	XXX	XXX	XXX	XXX	XXX	XXX	XXX	XXX	XXX	XXX	XXX	XXX	
1199999	Total Authorized - Pools - Voluntary Pools			XXX	XXX	XXX	XXX	XXX	XXX	XXX	XXX	XXX	XXX	XXX	XXX	XXX	XXX	
AA-1126780	Advent Syndicate 780	XXX	XXX	XXX	XXX	XXX	XXX	XXX	XXX	XXX	XXX	XXX	XXX	XXX	XXX	XXX	XXX	
AA-1120184	Agora Syndicate 3268	XXX	XXX	XXX	XXX	XXX	XXX	XXX	XXX	XXX	XXX	XXX	XXX	XXX	XXX	XXX	XXX	
AA-1120337	Aspen Re	XXX	XXX	XXX	XXX	XXX	XXX	XXX	XXX	XXX	XXX	XXX	XXX	XXX	XXX	XXX	XXX	
AA-1120337	Aspen Re	XXX	XXX	XXX	XXX	XXX	XXX	XXX	XXX	XXX	XXX	XXX	XXX	XXX	XXX	XXX	XXX	
AA-1120337	Aspen Re	XXX	XXX	XXX	XXX	XXX	XXX	XXX	XXX	XXX	XXX	XXX	XXX	XXX	XXX	XXX	XXX	
AA-1120181	Blenheim Syndicate 5886	XXX	XXX	XXX	XXX	XXX	XXX	XXX	XXX	XXX	XXX	XXX	XXX	XXX	XXX	XXX	XXX	
AA-1128003	Catlin Underwriting	XXX	XXX	XXX	XXX	XXX	XXX	XXX	XXX	XXX	XXX	XXX	XXX	XXX	XXX	XXX	XXX	
AA-1340125	Chard Re (obo Hannover Ruck SE)	XXX	XXX	XXX	XXX	XXX	XXX	XXX	XXX	XXX	XXX	XXX	XXX	XXX	XXX	XXX	XXX	
AA-1120067	Chord Re Consortium 9840 (Syndicate 4242)	XXX	XXX	XXX	XXX	XXX	XXX	XXX	XXX	XXX	XXX	XXX	XXX	XXX	XXX	XXX	XXX	
AA-1340125	Eskatos (obo Hannover Ruck)	XXX	XXX	XXX	XXX	XXX	XXX	XXX	XXX	XXX	XXX	XXX	XXX	XXX	XXX	XXX	XXX	
AA-1120175	Fidelis UK	XXX	XXX	XXX	XXX	XXX	XXX	XXX	XXX	XXX	XXX	XXX	XXX	XXX	XXX	XXX	XXX	
AA-1780104	Hamilton Insurance DAC	XXX	XXX	XXX	XXX	XXX	XXX	XXX	XXX	XXX	XXX	XXX	XXX	XXX	XXX	XXX	XXX	
AA-1126005	Hamilton Syndicate 4000	XXX	XXX	XXX	XXX	XXX	XXX	XXX	XXX	XXX	XXX	XXX	XXX	XXX	XXX	XXX	XXX	
AA-1122004	Ki Syndicate 1618	XXX	XXX	XXX	XXX	XXX	XXX	XXX	XXX	XXX	XXX	XXX	XXX	XXX	XXX	XXX	XXX	
AA-3190871	Lancashire Insurance Company Limited	XXX	XXX	XXX	XXX	XXX	XXX	XXX	XXX	XXX	XXX	XXX	XXX	XXX	XXX	XXX	XXX	
AA-1122000	Lloyd's Of London	XXX	XXX	XXX	XXX	XXX	XXX	XXX	XXX	XXX	XXX	XXX	XXX	XXX	XXX	XXX	XXX	
AA-1126435	Lloyd's Syndicate Number 0435	XXX	XXX	XXX	XXX	XXX	XXX	XXX	XXX	XXX	XXX	XXX	XXX	XXX	XXX	XXX	XXX	
AA-1126510	Lloyd's Syndicate Number 0510	XXX	XXX	XXX	XXX	XXX	XXX	XXX	XXX	XXX	XXX	XXX	XXX	XXX	XXX	XXX	XXX	
AA-1126566	Lloyd's Syndicate Number 0566	XXX	XXX	XXX	XXX	XXX	XXX	XXX	XXX	XXX	XXX	XXX	XXX	XXX	XXX	XXX	XXX	
AA-1126609	Lloyd's Syndicate Number 0609	XXX	XXX	XXX	XXX	XXX	XXX	XXX	XXX	XXX	XXX	XXX	XXX	XXX	XXX	XXX	XXX	
AA-1126623	Lloyd's Syndicate Number 0623	XXX	XXX	XXX	XXX	XXX	XXX	XXX	XXX	XXX	XXX	XXX	XXX	XXX	XXX	XXX	XXX	
AA-1126727	Lloyd's Syndicate Number 0727	XXX	XXX	XXX	XXX	XXX	XXX	XXX	XXX	XXX	XXX	XXX	XXX	XXX	XXX	XXX	XXX	
AA-1126958	Lloyd's Syndicate Number 0958	XXX	XXX	XXX	XXX	XXX	XXX	XXX	XXX	XXX	XXX	XXX	XXX	XXX	XXX	XXX	XXX	
AA-1127084	Lloyd's Syndicate Number 1084	XXX	XXX	XXX	XXX	XXX	XXX	XXX	XXX	XXX	XXX	XXX	XXX	XXX	XXX	XXX	XXX	
AA-1127096	Lloyd's Syndicate Number 1096	XXX	XXX	XXX	XXX	XXX	XXX	XXX	XXX	XXX	XXX	XXX	XXX	XXX	XXX	XXX	XXX	
AA-1120085	Lloyd's Syndicate Number 1274	XXX	XXX	XXX	XXX	XXX	XXX	XXX	XXX	XXX	XXX	XXX	XXX	XXX	XXX	XXX	XXX	
AA-1127414	Lloyd's Syndicate Number 1414	XXX	XXX	XXX	XXX	XXX	XXX	XXX	XXX	XXX	XXX	XXX	XXX	XXX	XXX	XXX	XXX	
AA-1120102	Lloyd's Syndicate Number 1458	XXX	XXX	XXX	XXX	XXX	XXX	XXX	XXX	XXX	XXX	XXX	XXX	XXX	XXX	XXX	XXX	
AA-1120156	Lloyd's Syndicate Number 1686	XXX	XXX	XXX	XXX	XXX	XXX	XXX	XXX	XXX	XXX	XXX	XXX	XXX	XXX	XXX	XXX	
AA-1120157	Lloyd's Syndicate Number 1729	XXX	XXX	XXX	XXX	XXX	XXX	XXX	XXX	XXX	XXX	XXX	XXX	XXX	XXX	XXX	XXX	
AA-1120096	Lloyd's Syndicate Number 1880	XXX	XXX	XXX	XXX	XXX	XXX	XXX	XXX	XXX	XXX	XXX	XXX	XXX	XXX	XXX	XXX	
AA-1120124	Lloyd's Syndicate Number 1945	XXX	XXX	XXX	XXX	XXX	XXX	XXX	XXX	XXX	XXX	XXX	XXX	XXX	XXX	XXX	XXX	
AA-1120084	Lloyd's Syndicate Number 1955	XXX	XXX	XXX	XXX	XXX	XXX	XXX	XXX	XXX	XXX	XXX	XXX	XXX	XXX	XXX	XXX	
AA-1128000	Lloyd's Syndicate Number 2000	XXX	XXX	XXX	XXX	XXX	XXX	XXX	XXX	XXX	XXX	XXX	XXX	XXX	XXX	XXX	XXX	

ANNUAL STATEMENT FOR THE YEAR 2021 OF THE REPUBLIC-FRANKLIN INSURANCE COMPANY

SCHEDULE F - PART 3 (Continued)

Ceded Reinsurance as of December 31, Current Year (\$000 Omitted)
(Provision for Reinsurance for Certified Reinsurers)

ID Number From Col. 1	Name of Reinsurer From Col. 3	Provision for Certified Reinsurance													Complete if Col. 52 = "No"; Otherwise Enter 0			69 Provision for Overdue Reinsurance Ceded to Certified Reinsurers (Greater of [Col. 62 + Col. 65] or Col. 68; not to Exceed Col. 63)
		54	55	56	57	58	59	60	61	62	63	64	65	66	67	68		
		Certified Reinsurer Rating (1 through 6)	Effective Date of Certified Reinsurer Rating	Percent Collateral Required for Full Credit (0% through 100%)	Catastrophe Recoverables Qualifying for Collateral Deferral	Net Recoverables Subject to Collateral Requirements for Full Credit (Col. 19 - Col. 57)	Dollar Amount of Collateral Required (Col. 56 * Col. 58)	Percent of Collateral Provided for Net Recoverables Subject to Collateral Requirements ([Col. 20 + Col. 22 + Col. 24] / Col. 58)	Percent Credit Allowed on Net Recoverables Subject to Collateral Requirements (Col. 60 / Col. 56, not to exceed 100%)	20% of Recoverable on Paid Losses & LAE Over 90 Days Past Due Amounts in Dispute (Col. 45 * 20%)	Amount of Credit Allowed for Net Recoverables (Col. 57 + [Col. 58 * Col. 61])	Provision for Reinsurance with Certified Reinsurers Due to Collateral Deficiency (Col. 19 - Col. 63)	20% of Recoverable on Paid Losses & LAE Over 90 Days Past Due Amounts Not in Dispute (Col. 47 * 20%)	Total Collateral Provided (Col. 20 + Col. 22 + Col. 24, not to Exceed Col. 63)	Net Unsecured Recoverable for Which Credit is Allowed (Col. 63 - Col. 66)	20% of Amount in Col. 67		
AA-1128001	Lloyd's Syndicate Number 2001	XXX	XXX	XXX	XXX	XXX	XXX	XXX	XXX	XXX	XXX	XXX	XXX	XXX	XXX	XXX	XXX	
AA-1128010	Lloyd's Syndicate Number 2010	XXX	XXX	XXX	XXX	XXX	XXX	XXX	XXX	XXX	XXX	XXX	XXX	XXX	XXX	XXX	XXX	
AA-1120158	Lloyd's Syndicate Number 2014	XXX	XXX	XXX	XXX	XXX	XXX	XXX	XXX	XXX	XXX	XXX	XXX	XXX	XXX	XXX	XXX	
AA-1128121	Lloyd's Syndicate Number 2121	XXX	XXX	XXX	XXX	XXX	XXX	XXX	XXX	XXX	XXX	XXX	XXX	XXX	XXX	XXX	XXX	
AA-1128623	Lloyd's Syndicate Number 2623	XXX	XXX	XXX	XXX	XXX	XXX	XXX	XXX	XXX	XXX	XXX	XXX	XXX	XXX	XXX	XXX	
AA-1128791	Lloyd's Syndicate Number 2791	XXX	XXX	XXX	XXX	XXX	XXX	XXX	XXX	XXX	XXX	XXX	XXX	XXX	XXX	XXX	XXX	
AA-1128987	Lloyd's Syndicate Number 2987	XXX	XXX	XXX	XXX	XXX	XXX	XXX	XXX	XXX	XXX	XXX	XXX	XXX	XXX	XXX	XXX	
AA-1128987	Lloyd's Syndicate Number 2987 thru BGS S	XXX	XXX	XXX	XXX	XXX	XXX	XXX	XXX	XXX	XXX	XXX	XXX	XXX	XXX	XXX	XXX	
AA-1129000	Lloyd's Syndicate Number 3000	XXX	XXX	XXX	XXX	XXX	XXX	XXX	XXX	XXX	XXX	XXX	XXX	XXX	XXX	XXX	XXX	
AA-1120075	Lloyd's Syndicate Number 4020	XXX	XXX	XXX	XXX	XXX	XXX	XXX	XXX	XXX	XXX	XXX	XXX	XXX	XXX	XXX	XXX	
AA-1120086	Lloyd's Syndicate Number 4141	XXX	XXX	XXX	XXX	XXX	XXX	XXX	XXX	XXX	XXX	XXX	XXX	XXX	XXX	XXX	XXX	
AA-1126004	Lloyd's Syndicate Number 4444	XXX	XXX	XXX	XXX	XXX	XXX	XXX	XXX	XXX	XXX	XXX	XXX	XXX	XXX	XXX	XXX	
AA-1126006	Lloyd's Syndicate Number 4472	XXX	XXX	XXX	XXX	XXX	XXX	XXX	XXX	XXX	XXX	XXX	XXX	XXX	XXX	XXX	XXX	
AA-1120163	Lloyd's Syndicate Number 5678	XXX	XXX	XXX	XXX	XXX	XXX	XXX	XXX	XXX	XXX	XXX	XXX	XXX	XXX	XXX	XXX	
AA-3190829	Markel Bermuda Limited	XXX	XXX	XXX	XXX	XXX	XXX	XXX	XXX	XXX	XXX	XXX	XXX	XXX	XXX	XXX	XXX	
AA-3190686	Partner Re Ltd	XXX	XXX	XXX	XXX	XXX	XXX	XXX	XXX	XXX	XXX	XXX	XXX	XXX	XXX	XXX	XXX	
AA-1121480	Unionamerica Insurance Company Limited (XXX	XXX	XXX	XXX	XXX	XXX	XXX	XXX	XXX	XXX	XXX	XXX	XXX	XXX	XXX	XXX	
1299999	Total Authorized - Other Non-U.S. Insurers			XXX	XXX	XXX	XXX	XXX	XXX	XXX	XXX	XXX	XXX	XXX	XXX	XXX	XXX	
1499999	Total Authorized Excluding Protected Cells (Sum of 0899999, 0999999, 1099999, 1199999 and 1299999)			XXX	XXX	XXX	XXX	XXX	XXX	XXX	XXX	XXX	XXX	XXX	XXX	XXX	XXX	
1899999	Total Unauthorized - Affiliates - U.S. Non-Pool			XXX	XXX	XXX	XXX	XXX	XXX	XXX	XXX	XXX	XXX	XXX	XXX	XXX	XXX	
2199999	Total Unauthorized - Affiliates - Other (Non-U.S.)			XXX	XXX	XXX	XXX	XXX	XXX	XXX	XXX	XXX	XXX	XXX	XXX	XXX	XXX	
2299999	Total Unauthorized - Affiliates			XXX	XXX	XXX	XXX	XXX	XXX	XXX	XXX	XXX	XXX	XXX	XXX	XXX	XXX	
39-1173498	American Family Connect Property and Cas	XXX	XXX	XXX	XXX	XXX	XXX	XXX	XXX	XXX	XXX	XXX	XXX	XXX	XXX	XXX	XXX	
2399999	Total Unauthorized - Other U.S. Unaffiliated Insurers			XXX	XXX	XXX	XXX	XXX	XXX	XXX	XXX	XXX	XXX	XXX	XXX	XXX	XXX	
AA-1460019	Amlin Bermuda Ltd, Branch of Amlin AG	XXX	XXX	XXX	XXX	XXX	XXX	XXX	XXX	XXX	XXX	XXX	XXX	XXX	XXX	XXX	XXX	
AA-3190932	Ariel Re BDA Limited	XXX	XXX	XXX	XXX	XXX	XXX	XXX	XXX	XXX	XXX	XXX	XXX	XXX	XXX	XXX	XXX	
AA-1120083	Ariel Syndicate 1910	XXX	XXX	XXX	XXX	XXX	XXX	XXX	XXX	XXX	XXX	XXX	XXX	XXX	XXX	XXX	XXX	
AA-3194168	Aspen Insurance Limited	XXX	XXX	XXX	XXX	XXX	XXX	XXX	XXX	XXX	XXX	XXX	XXX	XXX	XXX	XXX	XXX	
AA-3194139	Axis Specialty Limited	XXX	XXX	XXX	XXX	XXX	XXX	XXX	XXX	XXX	XXX	XXX	XXX	XXX	XXX	XXX	XXX	
AA-1120355	CX Reinsurance Company Ltd.	XXX	XXX	XXX	XXX	XXX	XXX	XXX	XXX	XXX	XXX	XXX	XXX	XXX	XXX	XXX	XXX	
AA-1120191	Convex Insurance UK Limited	XXX	XXX	XXX	XXX	XXX	XXX	XXX	XXX	XXX	XXX	XXX	XXX	XXX	XXX	XXX	XXX	
AA-3191400	Convex Re Limited	XXX	XXX	XXX	XXX	XXX	XXX	XXX	XXX	XXX	XXX	XXX	XXX	XXX	XXX	XXX	XXX	
AA-1340028	DEVK Ruckversicherungs - UND Beteiligung	XXX	XXX	XXX	XXX	XXX	XXX	XXX	XXX	XXX	XXX	XXX	XXX	XXX	XXX	XXX	XXX	
AA-3194122	DaVinci Reinsurance Ltd.	XXX	XXX	XXX	XXX	XXX	XXX	XXX	XXX	XXX	XXX	XXX	XXX	XXX	XXX	XXX	XXX	
AA-3194122	DaVinci Reinsurance Ltd.	XXX	XXX	XXX	XXX	XXX	XXX	XXX	XXX	XXX	XXX	XXX	XXX	XXX	XXX	XXX	XXX	
AA-1120495	Dominion Insurance Co. Ltd.	XXX	XXX	XXX	XXX	XXX	XXX	XXX	XXX	XXX	XXX	XXX	XXX	XXX	XXX	XXX	XXX	
AA-3191289	Fidelis Insurance Bermuda Ltd	XXX	XXX	XXX	XXX	XXX	XXX	XXX	XXX	XXX	XXX	XXX	XXX	XXX	XXX	XXX	XXX	
AA-5340310	General Insurance Corporation of India	XXX	XXX	XXX	XXX	XXX	XXX	XXX	XXX	XXX	XXX	XXX	XXX	XXX	XXX	XXX	XXX	
AA-3191437	Group Ark Insurance Limited	XXX	XXX	XXX	XXX	XXX	XXX	XXX	XXX	XXX	XXX	XXX	XXX	XXX	XXX	XXX	XXX	
AA-3191190	Hamilton Re	XXX	XXX	XXX	XXX	XXX	XXX	XXX	XXX	XXX	XXX	XXX	XXX	XXX	XXX	XXX	XXX	

ANNUAL STATEMENT FOR THE YEAR 2021 OF THE REPUBLIC-FRANKLIN INSURANCE COMPANY

SCHEDULE F - PART 3 (Continued)

Ceded Reinsurance as of December 31, Current Year (\$000 Omitted)
(Provision for Reinsurance for Certified Reinsurers)

ID Number From Col. 1	Name of Reinsurer From Col. 3	Provision for Certified Reinsurance													Complete if Col. 52 = "No"; Otherwise Enter 0			69 Provision for Overdue Reinsurance Ceded to Certified Reinsurers (Greater of [Col. 62 + Col. 65] or Col.68; not to Exceed Col. 63)
		54	55	56	57	58	59	60	61	62	63	64	65	66	67	68		
		Certified Reinsurer Rating (1 through 6)	Effective Date of Certified Reinsurer Rating	Percent Collateral Required for Full Credit (0% through 100%)	Catastrophe Recoverables Qualifying for Collateral Deferral	Net Recoverables Subject to Collateral Requirements for Full Credit (Col. 19 - Col. 57)	Dollar Amount of Collateral Required (Col. 56 * Col. 58)	Percent of Collateral Provided for Net Recoverables Subject to Collateral Requirements ([Col. 20 + Col. 21 + Col. 22 + Col. 24] / Col. 58)	Percent Credit Allowed on Net Recoverables Subject to Collateral Requirements (Col. 60 / Col. 56, not to exceed 100%)	20% of Recoverable on Paid Losses & LAE Over 90 Days Past Due Amounts in Dispute (Col. 45 * 20%)	Amount of Credit Allowed for Net Recoverables (Col. 57 + [Col. 58 * Col. 61])	Provision for Reinsurance with Certified Reinsurers Due to Collateral Deficiency (Col. 19 - Col. 63)	20% of Recoverable on Paid Losses & LAE Over 90 Days Past Due Amounts Not in Dispute (Col. 47 * 20%)	Total Collateral Provided (Col. 20 + Col. 21 + Col. 22 + Col. 24, not to Exceed Col. 63)	Net Unsecured Recoverable for Which Credit is Allowed (Col. 63 - Col. 66)	20% of Amount in Col. 67		
AA-3190060	Hannover Reinsurance Ltd.	XXX	XXX	XXX	XXX	XXX	XXX	XXX	XXX	XXX	XXX	XXX	XXX	XXX	XXX	XXX	XXX	
AA-1340125	Hannover Ruckversicherungs Ag	XXX	XXX	XXX	XXX	XXX	XXX	XXX	XXX	XXX	XXX	XXX	XXX	XXX	XXX	XXX	XXX	
AA-1120431	Harper Insurance Co.	XXX	XXX	XXX	XXX	XXX	XXX	XXX	XXX	XXX	XXX	XXX	XXX	XXX	XXX	XXX	XXX	
AA-1460080	Helvetia Schweizerische Versicherungsges	XXX	XXX	XXX	XXX	XXX	XXX	XXX	XXX	XXX	XXX	XXX	XXX	XXX	XXX	XXX	XXX	
AA-5420050	Korean Insurance Company	XXX	XXX	XXX	XXX	XXX	XXX	XXX	XXX	XXX	XXX	XXX	XXX	XXX	XXX	XXX	XXX	
AA-1440060	Lansforsakringar Sak Forsakrings AB	XXX	XXX	XXX	XXX	XXX	XXX	XXX	XXX	XXX	XXX	XXX	XXX	XXX	XXX	XXX	XXX	
AA-1460019	MS Amlin AG	XXX	XXX	XXX	XXX	XXX	XXX	XXX	XXX	XXX	XXX	XXX	XXX	XXX	XXX	XXX	XXX	
AA-1840000	Mapfre Reinsurance Compania De Reaseguro	XXX	XXX	XXX	XXX	XXX	XXX	XXX	XXX	XXX	XXX	XXX	XXX	XXX	XXX	XXX	XXX	
AA-1121425	Markel International Ins.Co.	XXX	XXX	XXX	XXX	XXX	XXX	XXX	XXX	XXX	XXX	XXX	XXX	XXX	XXX	XXX	XXX	
AA-5340660	New India Assurance Company	XXX	XXX	XXX	XXX	XXX	XXX	XXX	XXX	XXX	XXX	XXX	XXX	XXX	XXX	XXX	XXX	
AA-1340004	R & V Versicherung AG	XXX	XXX	XXX	XXX	XXX	XXX	XXX	XXX	XXX	XXX	XXX	XXX	XXX	XXX	XXX	XXX	
AA-3190339	Renaissance Re	XXX	XXX	XXX	XXX	XXX	XXX	XXX	XXX	XXX	XXX	XXX	XXX	XXX	XXX	XXX	XXX	
AA-1440076	Sirius International Insurance Corporati	XXX	XXX	XXX	XXX	XXX	XXX	XXX	XXX	XXX	XXX	XXX	XXX	XXX	XXX	XXX	XXX	
AA-3194130	Sompo International	XXX	XXX	XXX	XXX	XXX	XXX	XXX	XXX	XXX	XXX	XXX	XXX	XXX	XXX	XXX	XXX	
AA-3191432	Vantage Risk Ltd.	XXX	XXX	XXX	XXX	XXX	XXX	XXX	XXX	XXX	XXX	XXX	XXX	XXX	XXX	XXX	XXX	
AA-3191388	Vermeer Reinsurance Ltd.	XXX	XXX	XXX	XXX	XXX	XXX	XXX	XXX	XXX	XXX	XXX	XXX	XXX	XXX	XXX	XXX	
2699999	Total Unauthorized - Other Non-U.S. Insurers			XXX	XXX	XXX	XXX	XXX	XXX	XXX	XXX	XXX	XXX	XXX	XXX	XXX	XXX	
2899999	Total Unauthorized Excluding Protected Cells (Sum of 2299999, 2399999, 2499999, 2599999 and 2699999)			XXX	XXX	XXX	XXX	XXX	XXX	XXX	XXX	XXX	XXX	XXX	XXX	XXX	XXX	
3299999	Total Certified - Affiliates - U.S. Non-Pool			XXX				XXX	XXX									
3599999	Total Certified - Affiliates - Other (Non-U.S.)			XXX				XXX	XXX									
3699999	Total Certified - Affiliates			XXX				XXX	XXX									
4299999	Total Certified Excluding Protected Cells (Sum of 3699999, 3799999, 3899999, 3999999 and 4099999)			XXX				XXX	XXX									
4699999	Total Reciprocal Jurisdiction - Affiliates - U.S. Non-Pool			XXX	XXX	XXX	XXX	XXX	XXX	XXX	XXX	XXX	XXX	XXX	XXX	XXX	XXX	
4999999	Total Reciprocal Jurisdiction - Affiliates - Other (Non-U.S.)			XXX	XXX	XXX	XXX	XXX	XXX	XXX	XXX	XXX	XXX	XXX	XXX	XXX	XXX	
5099999	Total Reciprocal Jurisdiction - Affiliates			XXX	XXX	XXX	XXX	XXX	XXX	XXX	XXX	XXX	XXX	XXX	XXX	XXX	XXX	
5699999	Total Reciprocal Jurisdiction Excluding Protected Cells (Sum of 5099999, 5199999, 5299999, 5399999 and 5499999)			XXX	XXX	XXX	XXX	XXX	XXX	XXX	XXX	XXX	XXX	XXX	XXX	XXX	XXX	
5799999	Total Authorized, Unauthorized, Reciprocal Jurisdiction and Certified Excluding Protected Cells (Sum of 1499999, 2899999, 4299999 and 5699999)			XXX				XXX	XXX									
5899999	Total Protected Cells (Sum of 1399999, 2799999, 4199999 and 5599999)			XXX				XXX	XXX									
9999999	Totals			XXX				XXX	XXX									

ANNUAL STATEMENT FOR THE YEAR 2021 OF THE REPUBLIC-FRANKLIN INSURANCE COMPANY

SCHEDULE F - PART 3 (Continued)

Ceded Reinsurance as of December 31, Current Year (\$000 Omitted)
(Total Provision for Reinsurance)

ID Number From Col. 1	Name of Reinsurer From Col. 3	70 20% of Recoverable on Paid Losses & LAE Over 90 Days past Due Amounts Not in Dispute (Col. 47 * 20%)	Provision for Unauthorized Reinsurance		Provision for Overdue Authorized and Reciprocal Jurisdiction Reinsurance		Total Provision for Reinsurance			
			71 Provision for Reinsurance with Unauthorized Reinsurers Due to Collateral Deficiency (Col. 26)	72 Provision for Overdue Reinsurance from Unauthorized Reinsurers and Amounts in Dispute (Col. 70 + 20% of the Amount in Col. 16)	73 Complete if Col. 52 = "Yes"; Otherwise Enter 0 20% of Recoverable on Paid Losses & LAE Over 90 Days Past Due Amounts Not in Dispute + 20% of Amounts in Dispute ([Col. 47 * 20%] + [Col. 45 * 20%])	74 Complete if Col. 52 = "No"; Otherwise Enter 0 Greater of 20% of Net Recoverable Net of Funds Held & Collateral, or 20% of Recoverable on Paid Losses & LAE Over 90 Days Past Due (Greater of Col. 26 * 20% or Cols. [40 + 41] * 20%)	75 Provision for Amounts Ceded to Authorized and Reciprocal Jurisdiction Reinsurers (Cols. 73 + 74)	76 Provision for Amounts Ceded to Unauthorized Reinsurers (Cols. 71 + 72 Not in Excess of Col. 15)	77 Provision for Amounts Ceded to Certified Reinsurers (Cols. 64 + 69)	78 Total Provision for Reinsurance (Cols. 75 + 76 + 77)
15-0476880	Utica Mutual Insurance Company		XXX	XXX				XXX	XXX	
0199999	Total Authorized - Affiliates - U.S. Intercompany Pooling		XXX	XXX				XXX	XXX	
0499999	Total Authorized - Affiliates - U.S. Non-Pool		XXX	XXX				XXX	XXX	
0799999	Total Authorized - Affiliates - Other (Non-U.S.)		XXX	XXX				XXX	XXX	
0899999	Total Authorized - Affiliates		XXX	XXX				XXX	XXX	
36-2994662	AXA Corporate Solutions Reinsurance Comp		XXX	XXX				XXX	XXX	
06-1182357	Allied World Reinsurance Company		XXX	XXX				XXX	XXX	
36-2661954	American Agricultural Insurance Company		XXX	XXX				XXX	XXX	
39-6040366	American Standard Insurance Company of W		XXX	XXX				XXX	XXX	
06-1430254	Arch Reinsurance Company		XXX	XXX				XXX	XXX	
51-0434766	Axis Reinsurance Company		XXX	XXX				XXX	XXX	
47-0574325	Berkley Re Direct		XXX	XXX				XXX	XXX	
36-2114545	Continental Casualty Company		XXX	XXX				XXX	XXX	
95-3187355	Dual Commercial LLC on behalf of Allianz		XXX	XXX				XXX	XXX	
42-0234980	Employers Mutual Casualty Company		XXX	XXX				XXX	XXX	
22-2005057	Everest Reinsurance Company		XXX	XXX				XXX	XXX	
22-2005057	Everest Reinsurance Company		XXX	XXX				XXX	XXX	
05-0316605	FM Global		XXX	XXX				XXX	XXX	
13-2673100	General Reinsurance Corp		XXX	XXX				XXX	XXX	
06-0384680	Hartford Steam Boiler Insp & Ins Co		XXX	XXX				XXX	XXX	
04-1543470	Liberty Mutual Insurance Company		XXX	XXX				XXX	XXX	
36-3101262	Markel Insurance Company		XXX	XXX				XXX	XXX	
13-4924125	Munich Reinsurance America Inc		XXX	XXX				XXX	XXX	
13-4924125	Munich Reinsurance America Inc		XXX	XXX				XXX	XXX	
47-0355979	National Indemnity Company		XXX	XXX				XXX	XXX	
13-3138390	Navigators Insurance Company		XXX	XXX				XXX	XXX	
06-1053492	New England Reinsurance Corp.		XXX	XXX				XXX	XXX	
22-2187459	New Jersey Re-Insurance Company		XXX	XXX				XXX	XXX	
47-0698507	Odyssey America Reinsurance Corporation		XXX	XXX				XXX	XXX	
13-3531373	Partner Re NY		XXX	XXX				XXX	XXX	
13-3031176	Partner Reinsurance Company Of The US		XXX	XXX				XXX	XXX	
23-1641984	QBE Reinsurance Corporation		XXX	XXX				XXX	XXX	
52-1952955	RenaissanceRe		XXX	XXX				XXX	XXX	
52-1952955	RenaissanceRe		XXX	XXX				XXX	XXX	
75-1444207	SCOR Reinsurance Company		XXX	XXX				XXX	XXX	
43-0727872	Safety National Casualty Corporation		XXX	XXX				XXX	XXX	
43-0613000	Shelter Mutual Insurance Company		XXX	XXX				XXX	XXX	
13-2997499	Sirius America Ins. Co.		XXX	XXX				XXX	XXX	
13-1675535	Swiss Reinsurance America Corporation		XXX	XXX				XXX	XXX	
13-1675535	Swiss Reinsurance America Corporation		XXX	XXX				XXX	XXX	

ANNUAL STATEMENT FOR THE YEAR 2021 OF THE REPUBLIC-FRANKLIN INSURANCE COMPANY

SCHEDULE F - PART 3 (Continued)

Ceded Reinsurance as of December 31, Current Year (\$000 Omitted)
(Total Provision for Reinsurance)

ID Number From Col. 1	Name of Reinsurer From Col. 3	70 20% of Recoverable on Paid Losses & LAE Over 90 Days past Due Amounts Not in Dispute (Col. 47 * 20%)	Provision for Unauthorized Reinsurance		Provision for Overdue Authorized and Reciprocal Jurisdiction Reinsurance		Total Provision for Reinsurance			
			71	72	73	74	75	76	77	78
			Provision for Reinsurance with Unauthorized Reinsurers Due to Collateral Deficiency (Col. 26)	Provision for Overdue Reinsurance from Unauthorized Reinsurers and Amounts in Dispute (Col. 70 + 20% of the Amount in Col. 16)	Complete if Col. 52 = "Yes"; Otherwise Enter 0	Complete if Col. 52 = "No"; Otherwise Enter 0	Provision for Amounts Ceded to Authorized and Reciprocal Jurisdiction Reinsurers (Cols. 73 + 74)	Provision for Amounts Ceded to Unauthorized Reinsurers (Cols. 71 + 72 Not in Excess of Col. 15)	Provision for Amounts Ceded to Certified Reinsurers (Cols. 64 + 69)	Total Provision for Reinsurance (Cols. 75 + 76 + 77)
13-2918573	Toa Reinsurance Co of America		XXX	XXX				XXX	XXX	
13-5616275	Transatlantic Reinsurance Company		XXX	XXX				XXX	XXX	
13-1290712	XL Reinsurance America Inc		XXX	XXX				XXX	XXX	
0999999	Total Authorized - Other U.S. Unaffiliated Insurers		XXX	XXX				XXX	XXX	
AA-9991159	Michigan Catastrophic Claims Assn		XXX	XXX				XXX	XXX	
AA-9991160	NJUCJF		XXX	XXX				XXX	XXX	
1099999	Total Authorized - Pools - Mandatory Pools		XXX	XXX				XXX	XXX	
AA-9991503	Mine Subsidence Insurance Prog		XXX	XXX				XXX	XXX	
AA-9991139	NC Reins Facility		XXX	XXX				XXX	XXX	
1199999	Total Authorized - Pools - Voluntary Pools		XXX	XXX				XXX	XXX	
AA-1126780	Advent Syndicate 780		XXX	XXX				XXX	XXX	
AA-1120184	Agora Syndicate 3268		XXX	XXX				XXX	XXX	
AA-1120337	Aspen Re		XXX	XXX				XXX	XXX	
AA-1120337	Aspen Re		XXX	XXX				XXX	XXX	
AA-1120337	Aspen Re		XXX	XXX				XXX	XXX	
AA-1120181	Blenheim Syndicate 5886		XXX	XXX				XXX	XXX	
AA-1128003	Catlin Underwriting		XXX	XXX				XXX	XXX	
AA-1340125	Chard Re (obo Hannover Ruck SE)		XXX	XXX				XXX	XXX	
AA-1120067	Chord Re Consortium 9840 (Syndicate 4242		XXX	XXX				XXX	XXX	
AA-1340125	Eskatos (obo Hannover Ruck)		XXX	XXX				XXX	XXX	
AA-1120175	Fidelis UK		XXX	XXX				XXX	XXX	
AA-1780104	Hamilton Insurance DAC		XXX	XXX				XXX	XXX	
AA-1126005	Hamilton Syndicate 4000		XXX	XXX				XXX	XXX	
AA-1122004	Ki Syndicate 1618		XXX	XXX				XXX	XXX	
AA-3190871	Lancashire Insurance Company Limited		XXX	XXX				XXX	XXX	
AA-1122000	Lloyd's Of London		XXX	XXX				XXX	XXX	
AA-1126435	Lloyd's Syndicate Number 0435		XXX	XXX				XXX	XXX	
AA-1126510	Lloyd's Syndicate Number 0510		XXX	XXX				XXX	XXX	
AA-1126566	Lloyd's Syndicate Number 0566		XXX	XXX				XXX	XXX	
AA-1126609	Lloyd's Syndicate Number 0609		XXX	XXX				XXX	XXX	
AA-1126623	Lloyd's Syndicate Number 0623		XXX	XXX				XXX	XXX	
AA-1126727	Lloyd's Syndicate Number 0727		XXX	XXX				XXX	XXX	
AA-1126958	Lloyd's Syndicate Number 0958		XXX	XXX				XXX	XXX	
AA-1127084	Lloyd's Syndicate Number 1084		XXX	XXX				XXX	XXX	
AA-1127096	Lloyd's Syndicate Number 1096		XXX	XXX				XXX	XXX	
AA-1120085	Lloyd's Syndicate Number 1274		XXX	XXX				XXX	XXX	
AA-1127414	Lloyd's Syndicate Number 1414		XXX	XXX				XXX	XXX	
AA-1120102	Lloyd's Syndicate Number 1458		XXX	XXX				XXX	XXX	
AA-1120156	Lloyd's Syndicate Number 1686		XXX	XXX				XXX	XXX	
AA-1120157	Lloyd's Syndicate Number 1729		XXX	XXX				XXX	XXX	

ANNUAL STATEMENT FOR THE YEAR 2021 OF THE REPUBLIC-FRANKLIN INSURANCE COMPANY

SCHEDULE F - PART 3 (Continued)

Ceded Reinsurance as of December 31, Current Year (\$000 Omitted)
(Total Provision for Reinsurance)

ID Number From Col. 1	Name of Reinsurer From Col. 3	70 20% of Recoverable on Paid Losses & LAE Over 90 Days past Due Amounts Not in Dispute (Col. 47 * 20%)	Provision for Unauthorized Reinsurance		Provision for Overdue Authorized and Reciprocal Jurisdiction Reinsurance		Total Provision for Reinsurance			
			71	72	73	74	75	76	77	78
			Provision for Reinsurance with Unauthorized Reinsurers Due to Collateral Deficiency (Col. 26)	Provision for Overdue Reinsurance from Unauthorized Reinsurers and Amounts in Dispute (Col. 70 + 20% of the Amount in Col. 16)	Complete if Col. 52 = "Yes"; Otherwise Enter 0	Complete if Col. 52 = "No"; Otherwise Enter 0	Provision for Amounts Ceded to Authorized and Reciprocal Jurisdiction Reinsurers (Cols. 73 + 74)	Provision for Amounts Ceded to Unauthorized Reinsurers (Cols. 71 + 72 Not in Excess of Col. 15)	Provision for Amounts Ceded to Certified Reinsurers (Cols. 64 + 69)	Total Provision for Reinsurance (Cols. 75 + 76 + 77)
AA-1120096	Lloyd's Syndicate Number 1880	XXX	XXX					XXX	XXX	
AA-1120124	Lloyd's Syndicate Number 1945	XXX	XXX					XXX	XXX	
AA-1120084	Lloyd's Syndicate Number 1955	XXX	XXX					XXX	XXX	
AA-1128000	Lloyd's Syndicate Number 2000	XXX	XXX					XXX	XXX	
AA-1128001	Lloyd's Syndicate Number 2001	XXX	XXX					XXX	XXX	
AA-1128010	Lloyd's Syndicate Number 2010	XXX	XXX					XXX	XXX	
AA-1120158	Lloyd's Syndicate Number 2014	XXX	XXX					XXX	XXX	
AA-1128121	Lloyd's Syndicate Number 2121	XXX	XXX					XXX	XXX	
AA-1128623	Lloyd's Syndicate Number 2623	XXX	XXX					XXX	XXX	
AA-1128791	Lloyd's Syndicate Number 2791	XXX	XXX					XXX	XXX	
AA-1128987	Lloyd's Syndicate Number 2987	XXX	XXX					XXX	XXX	
AA-1128987	Lloyd's Syndicate Number 2987 thru BGS S	XXX	XXX					XXX	XXX	
AA-1129000	Lloyd's Syndicate Number 3000	XXX	XXX					XXX	XXX	
AA-1120075	Lloyd's Syndicate Number 4020	XXX	XXX					XXX	XXX	
AA-1120086	Lloyd's Syndicate Number 4141	XXX	XXX					XXX	XXX	
AA-1126004	Lloyd's Syndicate Number 4444	XXX	XXX					XXX	XXX	
AA-1126006	Lloyd's Syndicate Number 4472	XXX	XXX					XXX	XXX	
AA-1120163	Lloyd's Syndicate Number 5678	XXX	XXX					XXX	XXX	
AA-3190829	Markei Bermuda Limited	XXX	XXX					XXX	XXX	
AA-3190686	Partner Re Ltd	XXX	XXX					XXX	XXX	
AA-1121480	Unionamerica Insurance Company Limited	XXX	XXX					XXX	XXX	
1299999	Total Authorized - Other Non-U.S. Insurers		XXX	XXX				XXX	XXX	
1499999	Total Authorized Excluding Protected Cells (Sum of 0899999, 0999999, 1099999, 1199999 and 1299999)		XXX	XXX				XXX	XXX	
1899999	Total Unauthorized - Affiliates - U.S. Non-Pool				XXX	XXX	XXX		XXX	
2199999	Total Unauthorized - Affiliates - Other (Non-U.S.)				XXX	XXX	XXX		XXX	
2299999	Total Unauthorized - Affiliates				XXX	XXX	XXX		XXX	
39-1173498	American Family Connect Property and Cas				XXX	XXX	XXX		XXX	
2399999	Total Unauthorized - Other U.S. Unaffiliated Insurers				XXX	XXX	XXX		XXX	
AA-1460019	Amlin Bermuda Ltd, Branch of Amlin AG				XXX	XXX	XXX		XXX	
AA-3190932	Ariel Re BDA Limited				XXX	XXX	XXX		XXX	
AA-1120083	Ariel Syndicate 1910				XXX	XXX	XXX		XXX	
AA-3194168	Aspen Insurance Limited				XXX	XXX	XXX		XXX	
AA-3194139	Axis Specialty Limited				XXX	XXX	XXX		XXX	
AA-1120355	CX Reinsurance Company Ltd.				XXX	XXX	XXX		XXX	
AA-1120191	Convex Insurance UK Limited				XXX	XXX	XXX		XXX	
AA-3191400	Convex Re Limited				XXX	XXX	XXX		XXX	
AA-1340028	DEVK Ruckversicherungs - UND Beteiligung				XXX	XXX	XXX		XXX	
AA-3194122	DaVinci Reinsurance Ltd.				XXX	XXX	XXX		XXX	
AA-3194122	DaVinci Reinsurance Ltd.				XXX	XXX	XXX		XXX	

ANNUAL STATEMENT FOR THE YEAR 2021 OF THE REPUBLIC-FRANKLIN INSURANCE COMPANY

SCHEDULE F - PART 3 (Continued)

Ceded Reinsurance as of December 31, Current Year (\$000 Omitted)
(Total Provision for Reinsurance)

ID Number From Col. 1	Name of Reinsurer From Col. 3	70 20% of Recoverable on Paid Losses & LAE Over 90 Days past Due Amounts Not in Dispute (Col. 47 * 20%)	Provision for Unauthorized Reinsurance		Provision for Overdue Authorized and Reciprocal Jurisdiction Reinsurance		Total Provision for Reinsurance			
			71 Provision for Reinsurance with Unauthorized Reinsurers Due to Collateral Deficiency (Col. 26)	72 Provision for Overdue Reinsurance from Unauthorized Reinsurers and Amounts in Dispute (Col. 70 + 20% of the Amount in Col. 16)	73 Complete if Col. 52 = "Yes"; Otherwise Enter 0 20% of Recoverable on Paid Losses & LAE Over 90 Days Past Due Amounts Not in Dispute + 20% of Amounts in Dispute ((Col. 47 * 20%) + [Col. 45 * 20%])	74 Complete if Col. 52 = "No"; Otherwise Enter 0 Greater of 20% of Net Recoverable Net of Funds Held & Collateral, or 20% of Recoverable on Paid Losses & LAE Over 90 Days Past Due (Greater of Col. 26 * 20% or Cols. [40 + 41] * 20%)	75 Provision for Amounts Ceded to Authorized and Reciprocal Reinsurers (Cols. 73 + 74)	76 Provision for Amounts Ceded to Unauthorized Reinsurers (Cols. 71 + 72 Not in Excess of Col. 15)	77 Provision for Amounts Ceded to Certified Reinsurers (Cols. 64 + 69)	78 Total Provision for Reinsurance (Cols. 75 + 76 + 77)
AA-1120495	Dominion Insurance Co. Ltd.				XXX	XXX	XXX		XXX	
AA-3191289	Fidelis Insurance Bermuda Ltd.				XXX	XXX	XXX		XXX	
AA-5340310	General Insurance Corporation of India				XXX	XXX	XXX		XXX	
AA-3191437	Group Ark Insurance Limited				XXX	XXX	XXX		XXX	
AA-3191190	Hamilton Re				XXX	XXX	XXX		XXX	
AA-3190060	Hannover Reinsurance Ltd.				XXX	XXX	XXX		XXX	
AA-1340125	Hannover Ruckversicherungs Ag				XXX	XXX	XXX		XXX	
AA-1120431	Harper Insurance Co.				XXX	XXX	XXX		XXX	
AA-1460080	Helvetia Schweizerische Versicherungsges				XXX	XXX	XXX		XXX	
AA-5420050	Korean Insurance Company				XXX	XXX	XXX		XXX	
AA-1440060	Lansforsakringar Sak Forsakrings AB				XXX	XXX	XXX		XXX	
AA-1460019	MS Amlin AG				XXX	XXX	XXX		XXX	
AA-1840000	Mapfre Reinsurance Compania De Reaseguro				XXX	XXX	XXX		XXX	
AA-1121425	Markel International Ins.Co.		21		XXX	XXX	XXX	21	XXX	21
AA-5340660	New India Assurance Company				XXX	XXX	XXX		XXX	
AA-1340004	R & V Versicherung AG				XXX	XXX	XXX		XXX	
AA-3190339	Renaissance Re				XXX	XXX	XXX		XXX	
AA-1440076	Sirius International Insurance Corporati				XXX	XXX	XXX		XXX	
AA-3194130	Sompo International				XXX	XXX	XXX		XXX	
AA-3191432	Vantage Risk Ltd.				XXX	XXX	XXX		XXX	
AA-3191388	Vermeer Reinsurance Ltd.				XXX	XXX	XXX		XXX	
2699999	Total Unauthorized - Other Non-U.S. Insurers		21		XXX	XXX	XXX	21	XXX	21
2899999	Total Unauthorized Excluding Protected Cells (Sum of 2299999, 2399999, 2499999, 2599999 and 2699999)		21		XXX	XXX	XXX	21	XXX	21
3299999	Total Certified - Affiliates - U.S. Non-Pool	XXX	XXX	XXX	XXX	XXX	XXX	XXX		
3599999	Total Certified - Affiliates - Other (Non-U.S.)	XXX	XXX	XXX	XXX	XXX	XXX	XXX		
3699999	Total Certified - Affiliates	XXX	XXX	XXX	XXX	XXX	XXX	XXX		
4299999	Total Certified Excluding Protected Cells (Sum of 3699999, 3799999, 3899999, 3999999 and 4099999)	XXX	XXX	XXX	XXX	XXX	XXX	XXX		
4699999	Total Reciprocal Jurisdiction - Affiliates - U.S. Non-Pool		XXX	XXX				XXX	XXX	
4999999	Total Reciprocal Jurisdiction - Affiliates - Other (Non-U.S.)		XXX	XXX				XXX	XXX	
5099999	Total Reciprocal Jurisdiction - Affiliates		XXX	XXX				XXX	XXX	
5699999	Total Reciprocal Jurisdiction Excluding Protected Cells (Sum of 5099999, 5199999, 5299999, 5399999 and 5499999)		XXX	XXX				XXX	XXX	
5799999	Total Authorized, Unauthorized, Reciprocal Jurisdiction and Certified Excluding Protected Cells (Sum of 1499999, 2899999, 4299999 and 5699999)		21					21		21
5899999	Total Protected Cells (Sum of 1399999, 2799999, 4199999 and 5599999)									
9999999	Totals		21					21		21

ANNUAL STATEMENT FOR THE YEAR 2021 OF THE REPUBLIC-FRANKLIN INSURANCE COMPANY

SCHEDULE F - PART 5

Interrogatories for Schedule F, Part 3 (000 Omitted)

A. Report the five largest provisional commission rates included in the cedant's reinsurance treaties. The commission rate to be reported is by contract with ceded premium in excess of \$50,000:

	1 <u>Name of Reinsurer</u>	2 <u>Commission Rate</u>	3 <u>Ceded Premium</u>
1.
2.
3.
4.
5.

B. Report the five largest reinsurance recoverables reported in Schedule F, Part 3, Column 15, due from any one reinsurer (based on the total recoverables, Schedule F, Part 3, Line 9999999, Column 15), the amount of ceded premium, and indicate whether the recoverables are due from an affiliated insurer.

	1 <u>Name of Reinsurer</u>	2 <u>Total Recoverables</u>	3 <u>Ceded Premiums</u>	4 <u>Affiliated</u>
6.	Utica Mutual Insurance Company	522,062	310,571	Yes [X] No []
7.	General Reinsurance Corp	4,042	5,841	Yes [] No [X]
8.	Hannover Ruckversicherungs Ag	2,965	1,468	Yes [] No [X]
9.	FM Global	2,419	4,260	Yes [] No [X]
10.	Odyssey America Reinsurance Corporation	2,226	804	Yes [] No [X]

NOTE: Disclosure of the five largest provisional commission rates should exclude mandatory pools and joint underwriting associations.

ANNUAL STATEMENT FOR THE YEAR 2021 OF THE REPUBLIC-FRANKLIN INSURANCE COMPANY

SCHEDULE F - PART 6

Restatement of Balance Sheet to Identify Net Credit for Reinsurance

	1 As Reported (Net of Ceded)	2 Restatement Adjustments	3 Restated (Gross of Ceded)
ASSETS (Page 2, Col. 3)			
1. Cash and invested assets (Line 12)	127,035,190	(13,621)	127,021,569
2. Premiums and considerations (Line 15)	13,497,897		13,497,897
3. Reinsurance recoverable on loss and loss adjustment expense payments (Line 16.1)	289,247	(289,246)	0
4. Funds held by or deposited with reinsured companies (Line 16.2)			
5. Other assets	3,753,637		3,753,637
6. Net amount recoverable from reinsurers		543,739,914	543,739,914
7. Protected cell assets (Line 27)			
8. Totals (Line 28)	144,575,970	543,437,047	688,013,017
LIABILITIES (Page 3)			
9. Losses and loss adjustment expenses (Lines 1 through 3)	48,417,779	377,932,471	426,350,250
10. Taxes, expenses, and other obligations (Lines 4 through 8)	3,896,718		3,896,718
11. Unearned premiums (Line 9)	19,785,441	165,828,760	185,614,201
12. Advance premiums (Line 10)	162,119		162,119
13. Dividends declared and unpaid (Line 11.1 and 11.2)	231,410		231,410
14. Ceded reinsurance premiums payable (net of ceding commissions (Line 12)	365,716	(289,838)	75,879
15. Funds held by company under reinsurance treaties (Line 13)	13,621	(13,621)	
16. Amounts withheld or retained by company for account of others (Line 14)	1,910,335		1,910,335
17. Provision for reinsurance (Line 16)	20,726	(20,726)	
18. Other liabilities	(29,131)		(29,131)
19. Total liabilities excluding protected cell business (Line 26)	74,774,734	543,437,047	618,211,781
20. Protected cell liabilities (Line 27)			
21. Surplus as regards policyholders (Line 37)	69,801,236	XXX	69,801,236
22. Totals (Line 38)	144,575,970	543,437,047	688,013,017

NOTE: Is the restatement of this exhibit the result of grossing up balances ceded to affiliates under 100 percent reinsurance or pooling arrangements? Yes [X] No []

If yes, give full explanation: Under Utica National Insurance Group (NAIC Code 201) Republic-Franklin Insurance Company (NAIC No. 12475) participates in a pooling agreement with Utica Mutual Insurance Company (NAIC No. 25976), Graphic Arts Mutual Insurance Company (NAIC No. 25984), Utica National Assurance Company (NAIC No. 10687), Utica National Insurance Company of Texas (NAIC No. 43478) and Founders Insurance Company (NAIC No. 14249). Under this agreement Graphic Arts Mutual Insurance Company, Republic-Franklin Insurance Company, Utica National Assurance Company, Utica National Insurance Company of Texas and Founders Insurance Company cede 100% to Utica Mutual Insurance Company and assume 5%, 3%, 2%, 1% and 5% respectively. Refer to Note 26 - Intercompany Pooling Arrangements.

Schedule H - Part 1 - Analysis of Underwriting Operations

N O N E

Schedule H - Part 2 - Reserves and Liabilities

N O N E

Schedule H - Part 3 - Test of Prior Year's Claim Reserves and Liabilities

N O N E

Schedule H - Part 4 - Reinsurance

N O N E

Schedule H - Part 5 - Health Claims

N O N E

ANNUAL STATEMENT FOR THE YEAR 2021 OF THE REPUBLIC-FRANKLIN INSURANCE COMPANY
SCHEDULE P - PART 1A - HOMEOWNERS/FAROWNERS
(\$000 OMITTED)

Years in Which Premiums Were Earned and Losses Were Incurred	Premiums Earned			Loss and Loss Expense Payments							12 Number of Claims Reported Direct and Assumed	
	1 Direct and Assumed	2 Ceded	3 Net (1 - 2)	Loss Payments		Defense and Cost Containment Payments		Adjusting and Other Payments		10 Salvage and Subrogation Received		11 Total Net Paid Cols (4 - 5 + 6 - 7 + 8 - 9)
				4 Direct and Assumed	5 Ceded	6 Direct and Assumed	7 Ceded	8 Direct and Assumed	9 Ceded			
1. Prior	XXX	XXX	XXX	3		0		0		0	3	XXX
2. 2012	1,323	72	1,252	973	0	74	0	80		8	1,127	174
3. 2013	1,451	113	1,338	492	1	32	0	57		11	580	92
4. 2014	1,539	110	1,429	698	1	45		44		5	787	94
5. 2015	1,540	121	1,420	764	1	54	0	43		13	860	101
6. 2016	1,526	122	1,404	637	0	54	0	41		7	731	85
7. 2017	1,507	128	1,378	644	2	47	0	37		6	726	93
8. 2018	1,475	106	1,369	739	3	57	0	37		6	830	110
9. 2019	1,586	116	1,469	769	2	43	0	37		13	847	85
10. 2020	1,853	148	1,705	921	9	54		41		6	1,007	121
11. 2021	2,119	167	1,953	749	10	41	0	36		3	816	101
12. Totals	XXX	XXX	XXX	7,388	29	502	0	453		79	8,314	XXX

	Losses Unpaid				Defense and Cost Containment Unpaid				Adjusting and Other Unpaid		23 Salvage and Subrogation Anticipated	24 Total Net Losses and Expenses Unpaid	25 Number of Claims Outstanding Direct and Assumed
	Case Basis		Bulk + IBNR		Case Basis		Bulk + IBNR						
	13 Direct and Assumed	14 Ceded	15 Direct and Assumed	16 Ceded	17 Direct and Assumed	18 Ceded	19 Direct and Assumed	20 Ceded	21 Direct and Assumed	22 Ceded			
1. Prior	0				0				0			1	0
2. 2012	1				0							1	0
3. 2013	0				0							0	0
4. 2014	4				1							4	0
5. 2015	0				0							0	
6. 2016	8				2		1		0		0	10	0
7. 2017	3				1		1		0		0	5	0
8. 2018	19		0		2		2		1		1	24	0
9. 2019	41		0		2		5		3		1	50	1
10. 2020	52		5		4		11		4		3	74	3
11. 2021	279	1	51		9	0	27		21		13	386	20
12. Totals	406	1	56		21	0	46		29		18	556	24

	Total Losses and Loss Expenses Incurred			Loss and Loss Expense Percentage (Incurred / Premiums Earned)			Nontabular Discount		34 Inter-Company Pooling Participation Percentage	Net Balance Sheet Reserves After Discount	
	26 Direct and Assumed	27 Ceded	28 Net	29 Direct and Assumed	30 Ceded	31 Net	32 Loss	33 Loss Expense		35 Losses Unpaid	36 Loss Expenses Unpaid
1. Prior	XXX	XXX	XXX	XXX	XXX	XXX			XXX	0	1
2. 2012	1,129	0	1,128	85.3	0.5	90.1			3.0	1	0
3. 2013	581	1	580	40.0	0.6	43.3			3.0	0	0
4. 2014	792	1	791	51.4	0.5	55.4			3.0	4	1
5. 2015	861	1	861	55.9	0.5	60.6			3.0	0	0
6. 2016	742	0	741	48.6	0.4	52.8			3.0	8	2
7. 2017	733	2	731	48.7	1.4	53.0			3.0	3	2
8. 2018	857	3	855	58.1	2.4	62.4			3.0	19	6
9. 2019	899	3	896	56.7	2.2	61.0			3.0	41	9
10. 2020	1,091	9	1,081	58.9	6.3	63.4			3.0	56	18
11. 2021	1,214	12	1,202	57.3	7.0	61.6			3.0	329	57
12. Totals	XXX	XXX	XXX	XXX	XXX	XXX			XXX	460	96

ANNUAL STATEMENT FOR THE YEAR 2021 OF THE REPUBLIC-FRANKLIN INSURANCE COMPANY
SCHEDULE P - PART 1B - PRIVATE PASSENGER AUTO LIABILITY/MEDICAL
(\$000 OMITTED)

Years in Which Premiums Were Earned and Losses Were Incurred	Premiums Earned			Loss and Loss Expense Payments						10 Salvage and Subrogation Received	11 Total Net Paid Cols (4 - 5 + 6 - 7 + 8 - 9)	12 Number of Claims Reported Direct and Assumed
	1 Direct and Assumed	2 Ceded	3 Net (1 - 2)	Loss Payments		Defense and Cost Containment Payments		Adjusting and Other Payments				
				4 Direct and Assumed	5 Ceded	6 Direct and Assumed	7 Ceded	8 Direct and Assumed	9 Ceded			
1. Prior.....	XXX	XXX	XXX	14	11	0	0	0	0	5	3	XXX
2. 2012.....	2,601	58	2,543	1,598	0	128		361		29	2,086	740
3. 2013.....	2,615	63	2,552	1,632	1	108		366		27	2,105	718
4. 2014.....	2,766	22	2,744	1,876	0	113		285		31	2,273	746
5. 2015.....	2,923	2	2,921	2,158	0	117		249		27	2,523	776
6. 2016.....	3,249	1	3,248	2,288	1	134		290		24	2,711	881
7. 2017.....	3,697	1	3,696	2,511		141		319		35	2,970	934
8. 2018.....	3,772	15	3,757	2,236	5	108		296		35	2,634	839
9. 2019.....	3,933	23	3,910	2,253	20	74		318	0	41	2,624	820
10. 2020.....	4,079	25	4,054	1,625	11	31		290	0	22	1,936	649
11. 2021.....	4,220	22	4,198	952	3	16		228		11	1,192	672
12. Totals	XXX	XXX	XXX	19,141	54	969	0	3,002	0	285	23,059	XXX

	Losses Unpaid				Defense and Cost Containment Unpaid				Adjusting and Other Unpaid		23 Salvage and Subrogation Anticipated	24 Total Net Losses and Expenses Unpaid	25 Number of Claims Outstanding Direct and Assumed
	Case Basis		Bulk + IBNR		Case Basis		Bulk + IBNR		21 Direct and Assumed	22 Ceded			
	13 Direct and Assumed	14 Ceded	15 Direct and Assumed	16 Ceded	17 Direct and Assumed	18 Ceded	19 Direct and Assumed	20 Ceded					
1. Prior.....	167	150			3	1						18	1
2. 2012.....	2				0						2	2	0
3. 2013.....	2				0				0		2	3	0
4. 2014.....	10				1						3	11	1
5. 2015.....	15				3		0		1		3	19	1
6. 2016.....	26	0	3		3		1		1		5	34	2
7. 2017.....	152		4		8		8		3		9	175	6
8. 2018.....	141	3	4		12		17		5		14	176	8
9. 2019.....	341		32		30		43		13		17	459	19
10. 2020.....	544	0	197		32		76		52		23	901	36
11. 2021.....	1,038	5	760		43		128		198		44	2,162	174
12. Totals	2,439	158	1,000		134	1	273		273		123	3,959	250

	Total Losses and Loss Expenses Incurred			Loss and Loss Expense Percentage (Incurred / Premiums Earned)			Nontabular Discount		34 Inter-Company Pooling Participation Percentage	Net Balance Sheet Reserves After Discount	
	26 Direct and Assumed	27 Ceded	28 Net	29 Direct and Assumed	30 Ceded	31 Net	32 Loss	33 Loss Expense		35 Losses Unpaid	36 Loss Expenses Unpaid
1. Prior.....	XXX	XXX	XXX	XXX	XXX	XXX			XXX	16	1
2. 2012.....	2,089	0	2,088	80.3	0.6	82.1			3.0	2	0
3. 2013.....	2,109	1	2,108	80.7	1.6	82.6			3.0	2	1
4. 2014.....	2,284	0	2,284	82.6	1.9	83.2			3.0	10	1
5. 2015.....	2,542	0	2,542	87.0	7.0	87.0			3.0	15	4
6. 2016.....	2,746	1	2,745	84.5	68.2	84.5			3.0	29	5
7. 2017.....	3,145		3,145	85.1		85.1			3.0	155	20
8. 2018.....	2,819	8	2,811	74.7	54.0	74.8			3.0	143	34
9. 2019.....	3,103	20	3,083	78.9	88.6	78.9			3.0	373	86
10. 2020.....	2,848	11	2,837	69.8	43.7	70.0			3.0	742	159
11. 2021.....	3,363	9	3,354	79.7	39.6	79.9			3.0	1,793	369
12. Totals	XXX	XXX	XXX	XXX	XXX	XXX			XXX	3,281	679

ANNUAL STATEMENT FOR THE YEAR 2021 OF THE REPUBLIC-FRANKLIN INSURANCE COMPANY
SCHEDULE P - PART 1C - COMMERCIAL AUTO/TRUCK LIABILITY/MEDICAL
(\$000 OMITTED)

Years in Which Premiums Were Earned and Losses Were Incurred	Premiums Earned			Loss and Loss Expense Payments						10 Salvage and Subrogation Received	11 Total Net Paid Cols (4 - 5 + 6 - 7 + 8 - 9)	12 Number of Claims Reported Direct and Assumed
	1 Direct and Assumed	2 Ceded	3 Net (1 - 2)	Loss Payments		Defense and Cost Containment Payments		Adjusting and Other Payments				
				4 Direct and Assumed	5 Ceded	6 Direct and Assumed	7 Ceded	8 Direct and Assumed	9 Ceded			
1. Prior.....	XXX	XXX	XXX	32	1	2	0	0	0	0	33	XXX
2. 2012.....	2,494	15	2,480	1,406	14	129	0	140	0	13	1,661	215
3. 2013.....	2,752	19	2,732	1,591	0	157		172		12	1,920	252
4. 2014.....	3,058	20	3,038	1,726	1	155		195		10	2,074	278
5. 2015.....	3,371	18	3,353	1,949	19	191	8	177	5	16	2,285	303
6. 2016.....	3,698	34	3,664	2,225	1	213	0	164		13	2,601	326
7. 2017.....	3,924	22	3,902	1,662	6	176		159		13	1,990	316
8. 2018.....	4,454	17	4,437	1,762		190		155		21	2,108	370
9. 2019.....	5,056	12	5,045	1,537	0	112		162		14	1,812	365
10. 2020.....	5,821	25	5,796	960		51		123		16	1,134	260
11. 2021.....	6,800	33	6,766	623	0	15		117		10	756	285
12. Totals	XXX	XXX	XXX	15,473	42	1,392	8	1,565	5	137	18,374	XXX

	Losses Unpaid				Defense and Cost Containment Unpaid				Adjusting and Other Unpaid		23 Salvage and Subrogation Anticipated	24 Total Net Losses and Expenses Unpaid	25 Number of Claims Outstanding Direct and Assumed
	Case Basis		Bulk + IBNR		Case Basis		Bulk + IBNR						
	13 Direct and Assumed	14 Ceded	15 Direct and Assumed	16 Ceded	17 Direct and Assumed	18 Ceded	19 Direct and Assumed	20 Ceded	21 Direct and Assumed	22 Ceded			
1. Prior.....	42	0	0		6	0	0		1		0	49	1
2. 2012.....	0		6	0	0		0		1		0	7	0
3. 2013.....	69		4	0	2		1		2		0	77	0
4. 2014.....	87		8	0	7		1	0	2		0	106	1
5. 2015.....	129		22	0	10	0	3	0	3		0	167	1
6. 2016.....	279		58	1	16		8	0	4		0	364	2
7. 2017.....	393		97	1	29		15	0	12		0	544	4
8. 2018.....	597		217	2	61		48	1	34		1	955	9
9. 2019.....	769		504	5	78		105	2	46		3	1,496	14
10. 2020.....	867		871	8	55		201	3	68		5	2,051	19
11. 2021.....	849		1,842	17	31		347	6	161		12	3,207	85
12. Totals	4,082	0	3,630	33	296	0	728	12	334		21	9,024	137

	Total Losses and Loss Expenses Incurred			Loss and Loss Expense Percentage (Incurred / Premiums Earned)			Nontabular Discount		34 Inter-Company Pooling Participation Percentage	Net Balance Sheet Reserves After Discount	
	26 Direct and Assumed	27 Ceded	28 Net	29 Direct and Assumed	30 Ceded	31 Net	32 Loss	33 Loss Expense		35 Losses Unpaid	36 Loss Expenses Unpaid
1. Prior.....	XXX	XXX	XXX	XXX	XXX	XXX			XXX	42	7
2. 2012.....	1,683	14	1,669	67.5	96.6	67.3			3.0	6	2
3. 2013.....	1,998	1	1,997	72.6	2.7	73.1			3.0	73	5
4. 2014.....	2,181	1	2,180	71.3	7.5	71.8			3.0	95	10
5. 2015.....	2,484	32	2,452	73.7	181.1	73.1			3.0	151	16
6. 2016.....	2,967	2	2,965	80.2	5.6	80.9			3.0	337	28
7. 2017.....	2,542	7	2,535	64.8	32.3	65.0			3.0	489	56
8. 2018.....	3,065	3	3,062	68.8	16.1	69.0			3.0	812	142
9. 2019.....	3,314	6	3,308	65.5	54.6	65.6			3.0	1,269	227
10. 2020.....	3,197	11	3,186	54.9	45.1	55.0			3.0	1,731	321
11. 2021.....	3,985	23	3,963	58.6	67.8	58.6			3.0	2,674	533
12. Totals	XXX	XXX	XXX	XXX	XXX	XXX			XXX	7,679	1,346

ANNUAL STATEMENT FOR THE YEAR 2021 OF THE REPUBLIC-FRANKLIN INSURANCE COMPANY

SCHEDULE P - PART 1D - WORKERS' COMPENSATION

(EXCLUDING EXCESS WORKERS' COMPENSATION)

(\$000 OMITTED)

Years in Which Premiums Were Earned and Losses Were Incurred	Premiums Earned			Loss and Loss Expense Payments						10 Salvage and Subrogation Received	11 Total Net Paid Cols (4 - 5 + 6 - 7 + 8 - 9)	12 Number of Claims Reported Direct and Assumed
	1 Direct and Assumed	2 Ceded	3 Net (1 - 2)	Loss Payments		Defense and Cost Containment Payments		Adjusting and Other Payments				
				4 Direct and Assumed	5 Ceded	6 Direct and Assumed	7 Ceded	8 Direct and Assumed	9 Ceded			
1. Prior	XXX	XXX	XXX	201	21	14	2	9	0	1	201	XXX
2. 2012	4,479	114	4,366	1,975		192		271		83	2,438	193
3. 2013	4,819	129	4,690	1,848		182		471		93	2,500	179
4. 2014	4,999	131	4,868	2,003		184		430		54	2,617	161
5. 2015	5,047	109	4,937	1,908		171		216		66	2,295	139
6. 2016	5,684	93	5,592	1,903		176		278		49	2,357	144
7. 2017	6,369	81	6,289	1,847		204		322		48	2,372	150
8. 2018	7,032	93	6,939	2,136		202		344		20	2,682	167
9. 2019	6,991	116	6,875	1,973		181		361		17	2,515	171
10. 2020	6,484	91	6,394	1,213		107		282		6	1,602	120
11. 2021	6,442	111	6,331	665		42		233		0	940	140
12. Totals	XXX	XXX	XXX	17,671	21	1,656	2	3,215	0	438	22,519	XXX

	Losses Unpaid				Defense and Cost Containment Unpaid				Adjusting and Other Unpaid		23 Salvage and Subrogation Anticipated	24 Total Net Losses and Expenses Unpaid	25 Number of Claims Outstanding Direct and Assumed
	Case Basis		Bulk + IBNR		Case Basis		Bulk + IBNR		21 Direct and Assumed	22 Ceded			
	13 Direct and Assumed	14 Ceded	15 Direct and Assumed	16 Ceded	17 Direct and Assumed	18 Ceded	19 Direct and Assumed	20 Ceded					
1. Prior	2,395	388	1,490	182	75	13	274	19	92		26	3,724	32
2. 2012	99		161	21	7		28	2	18		6	291	2
3. 2013	98		159	20	6		29	2	18		6	288	2
4. 2014	284		167	21	9		33	2	17		10	487	2
5. 2015	197		209	26	11		36	2	25		14	448	2
6. 2016	293		243	31	15		44	3	23		17	584	3
7. 2017	435		284	36	24		61	4	30		22	794	5
8. 2018	627		419	53	35		86	6	50		36	1,158	8
9. 2019	821		574	72	53		113	8	69		44	1,552	14
10. 2020	953		767	94	68		121	8	108		63	1,915	18
11. 2021	1,121		1,775	224	95		227	16	235		169	3,215	64
12. Totals	7,322	388	6,248	780	399	13	1,053	72	686		412	14,456	153

	Total Losses and Loss Expenses Incurred			Loss and Loss Expense Percentage (Incurred / Premiums Earned)			Nontabular Discount		34 Inter-Company Pooling Participation Percentage	Net Balance Sheet Reserves After Discount	
	26 Direct and Assumed	27 Ceded	28 Net	29 Direct and Assumed	30 Ceded	31 Net	32 Loss	33 Loss Expense		35 Losses Unpaid	36 Loss Expenses Unpaid
1. Prior	XXX	XXX	XXX	XXX	XXX	XXX			XXX	3,315	409
2. 2012	2,751	23	2,728	61.4	19.9	62.5			3.0	239	52
3. 2013	2,810	22	2,788	58.3	17.2	59.4			3.0	237	51
4. 2014	3,127	23	3,104	62.6	17.8	63.8			3.0	430	57
5. 2015	2,771	29	2,743	54.9	26.4	55.5			3.0	379	69
6. 2016	2,975	34	2,941	52.3	36.3	52.6			3.0	505	80
7. 2017	3,207	40	3,167	50.3	49.8	50.4			3.0	683	111
8. 2018	3,899	59	3,840	55.4	62.7	55.3			3.0	993	166
9. 2019	4,146	80	4,067	59.3	68.9	59.2			3.0	1,324	228
10. 2020	3,620	103	3,517	55.8	113.2	55.0			3.0	1,626	289
11. 2021	4,394	240	4,154	68.2	216.3	65.6			3.0	2,672	542
12. Totals	XXX	XXX	XXX	XXX	XXX	XXX			XXX	12,402	2,053

ANNUAL STATEMENT FOR THE YEAR 2021 OF THE REPUBLIC-FRANKLIN INSURANCE COMPANY
SCHEDULE P - PART 1E - COMMERCIAL MULTIPLE PERIL
(\$000 OMITTED)

Years in Which Premiums Were Earned and Losses Were Incurred	Premiums Earned			Loss and Loss Expense Payments							12 Number of Claims Reported Direct and Assumed	
	1 Direct and Assumed	2 Ceded	3 Net (1 - 2)	Loss Payments		Defense and Cost Containment Payments		Adjusting and Other Payments		10 Salvage and Subrogation Received		11 Total Net Paid Cols (4 - 5 + 6 - 7 + 8 - 9)
				4	5	6	7	8	9			
				Direct and Assumed	Ceded	Direct and Assumed	Ceded	Direct and Assumed	Ceded			
1. Prior.....	XXX	XXX	XXX	87	2	91	2	23	0	1	197	XXX
2. 2012.....	4,830	642	4,188	2,564	194	413	7	250	4	125	3,022	306
3. 2013.....	5,145	698	4,448	1,890	88	384	2	210	0	77	2,394	209
4. 2014.....	5,695	663	5,031	3,033	492	451	7	259	2	85	3,243	203
5. 2015.....	6,185	697	5,488	2,586	140	486	2	288	0	52	3,218	187
6. 2016.....	6,792	730	6,061	2,314	85	440	2	316	0	60	2,984	197
7. 2017.....	7,469	759	6,710	2,580	92	411	3	390	0	66	3,287	228
8. 2018.....	8,338	809	7,529	2,898	182	437	3	355	1	103	3,504	272
9. 2019.....	9,403	893	8,510	3,375	419	369	6	375	2	148	3,693	267
10. 2020.....	10,461	1,059	9,402	2,480	90	188	4	415	1	52	2,988	276
11. 2021.....	11,724	1,303	10,421	2,845	194	109	5	299	2	17	3,053	234
12. Totals	XXX	XXX	XXX	26,654	1,977	3,781	44	3,179	11	785	31,582	XXX

	Losses Unpaid				Defense and Cost Containment Unpaid				Adjusting and Other Unpaid		23 Salvage and Subrogation Anticipated	24 Total Net Losses and Expenses Unpaid	25 Number of Claims Outstanding Direct and Assumed
	Case Basis		Bulk + IBNR		Case Basis		Bulk + IBNR		Adjusting and Other Unpaid				
	13	14	15	16	17	18	19	20	21	22			
	Direct and Assumed	Ceded	Direct and Assumed	Ceded	Direct and Assumed	Ceded	Direct and Assumed	Ceded	Direct and Assumed	Ceded			
1. Prior.....	347	40	179	10	122	11	134	3	25	0	6	742	12
2. 2012.....	48		30	2	9		18	0	7		3	110	1
3. 2013.....	65		54	3	11		23	1	8		2	158	1
4. 2014.....	102		84	4	13	0	34	1	10		3	237	1
5. 2015.....	239		139	7	24		50	1	12		4	455	2
6. 2016.....	228		143	8	40		60	1	19		6	481	3
7. 2017.....	367		191	11	60		105	2	25		8	735	5
8. 2018.....	684		351	19	113		204	5	46		15	1,375	12
9. 2019.....	842	40	661	37	156	1	357	8	74	0	23	2,003	20
10. 2020.....	832	32	1,068	60	110	0	497	11	125	0	46	2,529	23
11. 2021.....	3,074	1,476	1,821	95	122	8	809	17	270	26	79	4,475	77
12. Totals	6,828	1,589	4,721	255	779	19	2,291	51	622	27	195	13,300	158

	Total Losses and Loss Expenses Incurred			Loss and Loss Expense Percentage (Incurred / Premiums Earned)			Nontabular Discount		34 Inter-Company Pooling Participation Percentage	Net Balance Sheet Reserves After Discount	
	26	27	28	29	30	31	32	33		35	36
	Direct and Assumed	Ceded	Net	Direct and Assumed	Ceded	Net	Loss	Loss Expense		Losses Unpaid	Loss Expenses Unpaid
1. Prior.....	XXX	XXX	XXX	XXX	XXX	XXX			XXX	476	266
2. 2012.....	3,339	207	3,132	69.1	32.2	74.8			3.0	76	33
3. 2013.....	2,645	94	2,552	51.4	13.4	57.4			3.0	116	41
4. 2014.....	3,986	506	3,480	70.0	76.2	69.2			3.0	181	56
5. 2015.....	3,824	151	3,673	61.8	21.6	66.9			3.0	370	84
6. 2016.....	3,561	96	3,464	52.4	13.2	57.2			3.0	363	117
7. 2017.....	4,129	107	4,021	55.3	14.1	59.9			3.0	547	187
8. 2018.....	5,089	210	4,880	61.0	25.9	64.8			3.0	1,016	359
9. 2019.....	6,209	513	5,696	66.0	57.4	66.9			3.0	1,426	578
10. 2020.....	5,715	199	5,517	54.6	18.8	58.7			3.0	1,808	721
11. 2021.....	9,350	1,822	7,528	79.8	139.9	72.2			3.0	3,325	1,150
12. Totals	XXX	XXX	XXX	XXX	XXX	XXX			XXX	9,705	3,595

Schedule P - Part 1F - Section 1 - Medical Professional Liability - Occurrence

N O N E

Schedule P - Part 1F - Section 2 - Medical Professional Liability - Claims-Made

N O N E

ANNUAL STATEMENT FOR THE YEAR 2021 OF THE REPUBLIC-FRANKLIN INSURANCE COMPANY
SCHEDULE P - PART 1G - SPECIAL LIABILITY (OCEAN MARINE, AIRCRAFT (ALL PERILS),
BOILER AND MACHINERY)
(\$000 OMITTED)

Years in Which Premiums Were Earned and Losses Were Incurred	Premiums Earned			Loss and Loss Expense Payments						10 Salvage and Subrogation Received	11 Total Net Paid Cols (4 - 5 + 6 - 7 + 8 - 9)	12 Number of Claims Reported Direct and Assumed
	1	2	3	Loss Payments		Defense and Cost Containment Payments		Adjusting and Other Payments				
	Direct and Assumed	Ceded	Net (1 - 2)	4 Direct and Assumed	5 Ceded	6 Direct and Assumed	7 Ceded	8 Direct and Assumed	9 Ceded			
1. Prior	XXX	XXX	XXX	1	0	0	0				1	XXX
2. 2012	0		0									XXX
3. 2013												XXX
4. 2014		0	0									XXX
5. 2015												XXX
6. 2016												XXX
7. 2017												XXX
8. 2018												XXX
9. 2019												XXX
10. 2020												XXX
11. 2021												XXX
12. Totals	XXX	XXX	XXX	1	0	0	0				1	XXX

	Losses Unpaid				Defense and Cost Containment Unpaid				Adjusting and Other Unpaid		23 Salvage and Subrogation Anticipated	24 Total Net Losses and Expenses Unpaid	25 Number of Claims Outstanding Direct and Assumed
	Case Basis		Bulk + IBNR		Case Basis		Bulk + IBNR						
	13 Direct and Assumed	14 Ceded	15 Direct and Assumed	16 Ceded	17 Direct and Assumed	18 Ceded	19 Direct and Assumed	20 Ceded	21 Direct and Assumed	22 Ceded			
1. Prior	5	2	72	14	1	0						62	2
2. 2012													
3. 2013													
4. 2014													
5. 2015													
6. 2016													
7. 2017													
8. 2018													
9. 2019													
10. 2020													
11. 2021													
12. Totals	5	2	72	14	1	0						62	2

	Total Losses and Loss Expenses Incurred			Loss and Loss Expense Percentage (Incurred / Premiums Earned)			Nontabular Discount		34 Inter-Company Pooling Participation Percentage	Net Balance Sheet Reserves After Discount	
	26	27	28	29	30	31	32	33		35	36
	Direct and Assumed	Ceded	Net	Direct and Assumed	Ceded	Net	Loss	Loss Expense		Losses Unpaid	Loss Expenses Unpaid
1. Prior	XXX	XXX	XXX	XXX	XXX	XXX			XXX	61	1
2. 2012									3.0		
3. 2013									3.0		
4. 2014									3.0		
5. 2015									3.0		
6. 2016									3.0		
7. 2017									3.0		
8. 2018									3.0		
9. 2019									3.0		
10. 2020									3.0		
11. 2021									3.0		
12. Totals	XXX	XXX	XXX	XXX	XXX	XXX			XXX	61	1

ANNUAL STATEMENT FOR THE YEAR 2021 OF THE REPUBLIC-FRANKLIN INSURANCE COMPANY
SCHEDULE P - PART 1H - SECTION 1 - OTHER LIABILITY - OCCURRENCE
(\$000 OMITTED)

Years in Which Premiums Were Earned and Losses Were Incurred	Premiums Earned			Loss and Loss Expense Payments						10 Salvage and Subrogation Received	11 Total Net Paid Cols (4 - 5 + 6 - 7 + 8 - 9)	12 Number of Claims Reported Direct and Assumed
	1 Direct and Assumed	2 Ceded	3 Net (1 - 2)	Loss Payments		Defense and Cost Containment Payments		Adjusting and Other Payments				
				4 Direct and Assumed	5 Ceded	6 Direct and Assumed	7 Ceded	8 Direct and Assumed	9 Ceded			
1. Prior.....	XXX	XXX	XXX	290	222	169	146	9	0	0	100	XXX
2. 2012.....	1,793	184	1,609	1,083	203	220	14	38	5	5	1,124	18
3. 2013.....	1,661	187	1,474	759	23	96	3	34	1	1	863	13
4. 2014.....	1,365	180	1,185	99	14	22		14	2	2	121	6
5. 2015.....	1,304	188	1,116	609	218	141	80	24	5	5	469	5
6. 2016.....	1,337	209	1,129	317	11	12		13	0	7	330	4
7. 2017.....	1,382	216	1,166	75	3	12	0	19	1	1	103	4
8. 2018.....	1,496	230	1,265	149	40	12	0	28	64	64	149	4
9. 2019.....	1,690	270	1,420	240		19		49	0	0	308	7
10. 2020.....	1,968	322	1,646	74		1		51	0	0	126	7
11. 2021.....	2,391	489	1,902	3	0	0		38	1	1	40	4
12. Totals	XXX	XXX	XXX	3,695	734	706	243	315	5	86	3,734	XXX

	Losses Unpaid				Defense and Cost Containment Unpaid				Adjusting and Other Unpaid		23 Salvage and Subrogation Anticipated	24 Total Net Losses and Expenses Unpaid	25 Number of Claims Outstanding Direct and Assumed
	Case Basis		Bulk + IBNR		Case Basis		Bulk + IBNR		21 Direct and Assumed	22 Ceded			
	13 Direct and Assumed	14 Ceded	15 Direct and Assumed	16 Ceded	17 Direct and Assumed	18 Ceded	19 Direct and Assumed	20 Ceded					
1. Prior.....	115	13	3,635	3,083	29	3	1,842	1,785	76	43		771	9
2. 2012.....	8		6	1	1		0	0	1			16	0
3. 2013.....	27		10	1	0		0	0	1			37	0
4. 2014.....	0		26	3	0		0	0	2			25	
5. 2015.....	30		49	6	1		2	0	4			79	0
6. 2016.....	5		86	11	1		5	1	8			94	0
7. 2017.....	26	3	114	15	2		5	0	12			141	0
8. 2018.....	47	3	197	24	4		12	1	17			248	1
9. 2019.....	594	210	321	37	13		38	3	24			741	2
10. 2020.....	42	3	543	62	8		36	3	28			588	2
11. 2021.....	30	6	902	91	2		71	5	52			956	2
12. Totals	924	238	5,889	3,334	62	3	2,012	1,799	223	43		3,695	16

	Total Losses and Loss Expenses Incurred			Loss and Loss Expense Percentage (Incurred / Premiums Earned)			Nontabular Discount		34 Inter-Company Pooling Participation Percentage	Net Balance Sheet Reserves After Discount			
	26 Direct and Assumed	27 Ceded	28 Net	29 Direct and Assumed	30 Ceded	31 Net	32 Loss	33 Loss Expense		35 Losses Unpaid	36 Loss Expenses Unpaid		
1. Prior.....	XXX	XXX	XXX	XXX	XXX	XXX			XXX	655	117		
2. 2012.....	1,357	217	1,140	75.7	118.3	70.9			3.0	14	2		
3. 2013.....	928	28	900	55.8	14.9	61.0			3.0	35	2		
4. 2014.....	163	17	146	11.9	9.4	12.3			3.0	22	2		
5. 2015.....	859	310	549	65.9	164.7	49.2			3.0	72	7		
6. 2016.....	447	23	424	33.4	11.0	37.5			3.0	80	14		
7. 2017.....	265	21	244	19.2	9.6	20.9			3.0	122	18		
8. 2018.....	465	67	398	31.1	29.2	31.4			3.0	217	31		
9. 2019.....	1,299	250	1,049	76.9	92.7	73.9			3.0	669	72		
10. 2020.....	782	69	714	39.7	21.3	43.4			3.0	520	68		
11. 2021.....	1,097	101	996	45.9	20.7	52.3			3.0	835	120		
12. Totals	XXX	XXX	XXX	XXX	XXX	XXX			XXX	3,242	453		

ANNUAL STATEMENT FOR THE YEAR 2021 OF THE REPUBLIC-FRANKLIN INSURANCE COMPANY
SCHEDULE P - PART 1H - SECTION 2 - OTHER LIABILITY - CLAIMS-MADE
(\$000 OMITTED)

Years in Which Premiums Were Earned and Losses Were Incurred	Premiums Earned			Loss and Loss Expense Payments						10 Salvage and Subrogation Received	11 Total Net Paid Cols (4 - 5 + 6 - 7 + 8 - 9)	12 Number of Claims Reported Direct and Assumed
	1 Direct and Assumed	2 Ceded	3 Net (1 - 2)	Loss Payments		Defense and Cost Containment Payments		Adjusting and Other Payments				
				4 Direct and Assumed	5 Ceded	6 Direct and Assumed	7 Ceded	8 Direct and Assumed	9 Ceded			
1. Prior.....	XXX	XXX	XXX	2	0	2	0	1		4	XXX	
2. 2012.....	1,991	164	1,827	946	41	287	1	86	0	1,276	24	
3. 2013.....	1,979	156	1,823	705	15	379	8	93	0	1,154	21	
4. 2014.....	2,017	159	1,859	740	31	267	19	67	3	1,021	19	
5. 2015.....	1,976	189	1,786	553	24	270	17	69	3	849	17	
6. 2016.....	1,916	192	1,723	722	43	296	16	100	3	1,056	16	
7. 2017.....	1,868	194	1,674	314		185		64	0	563	15	
8. 2018.....	1,866	184	1,683	369	0	214		105	3	688	16	
9. 2019.....	1,840	218	1,622	297	0	170		65		532	16	
10. 2020.....	1,868	213	1,656	195	0	79		66		340	17	
11. 2021.....	2,038	292	1,746	69	0	19	0	39		127	13	
12. Totals	XXX	XXX	XXX	4,911	154	2,169	62	755	9	3	7,610	XXX

	Losses Unpaid				Defense and Cost Containment Unpaid				Adjusting and Other Unpaid		23 Salvage and Subrogation Anticipated	24 Total Net Losses and Expenses Unpaid	25 Number of Claims Outstanding Direct and Assumed
	Case Basis		Bulk + IBNR		Case Basis		Bulk + IBNR						
	13 Direct and Assumed	14 Ceded	15 Direct and Assumed	16 Ceded	17 Direct and Assumed	18 Ceded	19 Direct and Assumed	20 Ceded	21 Direct and Assumed	22 Ceded			
1. Prior.....	12	0	12	6	2	1	2	0	0		22	0	
2. 2012.....	2		10	0	1		2	0	0		14	0	
3. 2013.....	9		12	1	2		4	0	1	0	26	0	
4. 2014.....	8		20	1	4		4	0	1	0	35	0	
5. 2015.....	10		24	1	3		8	0	1	0	44	0	
6. 2016.....	32		52	3	8	0	18	1	2	0	108	1	
7. 2017.....	32		58	3	11		23	1	6	1	125	1	
8. 2018.....	139		134	7	17		57	3	9	1	346	1	
9. 2019.....	89		193	9	30		96	6	16	2	408	2	
10. 2020.....	141		357	17	42		155	9	24	3	693	5	
11. 2021.....	140	0	554	27	53	1	237	14	43	7	985	8	
12. Totals	613	1	1,425	74	172	2	606	36	103	15	2,806	19	

	Total Losses and Loss Expenses Incurred			Loss and Loss Expense Percentage (Incurred / Premiums Earned)			Nontabular Discount		34 Inter-Company Pooling Participation Percentage	Net Balance Sheet Reserves After Discount			
	26 Direct and Assumed	27 Ceded	28 Net	29 Direct and Assumed	30 Ceded	31 Net	32 Loss	33 Loss Expense		35 Losses Unpaid	36 Loss Expenses Unpaid		
1. Prior.....	XXX	XXX	XXX	XXX	XXX	XXX		XXX	18	4			
2. 2012.....	1,333	43	1,291	67.0	26.2	70.6		3.0	11	3			
3. 2013.....	1,204	24	1,180	60.8	15.3	64.7		3.0	20	6			
4. 2014.....	1,110	54	1,056	55.0	34.0	56.8		3.0	27	8			
5. 2015.....	938	45	893	47.5	23.7	50.0		3.0	33	11			
6. 2016.....	1,230	66	1,164	64.2	34.3	67.5		3.0	81	26			
7. 2017.....	693	4	689	37.1	2.1	41.1		3.0	87	38			
8. 2018.....	1,044	10	1,033	55.9	5.5	61.4		3.0	266	80			
9. 2019.....	955	15	940	51.9	7.0	58.0		3.0	273	136			
10. 2020.....	1,060	27	1,033	56.7	12.6	62.4		3.0	481	212			
11. 2021.....	1,155	43	1,112	56.7	14.6	63.7		3.0	666	319			
12. Totals	XXX	XXX	XXX	XXX	XXX	XXX		XXX	1,963	843			

ANNUAL STATEMENT FOR THE YEAR 2021 OF THE REPUBLIC-FRANKLIN INSURANCE COMPANY
SCHEDULE P - PART 11 - SPECIAL PROPERTY (FIRE, ALLIED LINES, INLAND MARINE,
EARTHQUAKE, BURGLARY AND THEFT)
(\$000 OMITTED)

Years in Which Premiums Were Earned and Losses Were Incurred	Premiums Earned			Loss and Loss Expense Payments							12 Number of Claims Reported Direct and Assumed	
	1	2	3	Loss Payments		Defense and Cost Containment Payments		Adjusting and Other Payments		10 Salvage and Subrogation Received		11 Total Net Paid Cols (4 - 5 + 6 - 7 + 8 - 9)
				4	5	6	7	8	9			
	Direct and Assumed	Ceded	Net (1 - 2)	Direct and Assumed	Ceded	Direct and Assumed	Ceded	Direct and Assumed	Ceded			
1. Prior	XXX	XXX	XXX	5		1		0			6	XXX
2. 2020	204	26	178	122	7	7	0	4	0	2	126	XXX
3. 2021	215	32	183	45	1	3		4			51	XXX
4. Totals	XXX	XXX	XXX	173	8	10	0	8	0	2	183	XXX

	Losses Unpaid				Defense and Cost Containment Unpaid				Adjusting and Other Unpaid		23 Salvage and Subrogation Anticipated	24 Total Net Losses and Expenses Unpaid	25 Number of Claims Outstanding Direct and Assumed
	Case Basis		Bulk + IBNR		Case Basis		Bulk + IBNR		Adjusting and Other Unpaid				
	13	14	15	16	17	18	19	20	21	22			
	Direct and Assumed	Ceded	Direct and Assumed	Ceded	Direct and Assumed	Ceded	Direct and Assumed	Ceded	Direct and Assumed	Ceded			
1. Prior	5		0		0				0			5	0
2. 2020	2	0	0		0							3	0
3. 2021	26	0	2		1	0	1		1		3	32	1
4. Totals	33	0	2		2	0	1		1		3	39	1

	Total Losses and Loss Expenses Incurred			Loss and Loss Expense Percentage (Incurred /Premiums Earned)			Nontabular Discount		34 Inter-Company Pooling Participation Percentage	Net Balance Sheet Reserves After Discount	
	26	27	28	29	30	31	32	33		35	36
	Direct and Assumed	Ceded	Net	Direct and Assumed	Ceded	Net	Loss	Loss Expense		Losses Unpaid	Loss Expenses Unpaid
1. Prior	XXX	XXX	XXX	XXX	XXX	XXX			XXX	5	0
2. 2020	136	8	129	66.9	28.7	72.6			3.0	2	0
3. 2021	83	1	82	38.7	2.4	45.0			3.0	28	3
4. Totals	XXX	XXX	XXX	XXX	XXX	XXX			XXX	35	4

ANNUAL STATEMENT FOR THE YEAR 2021 OF THE REPUBLIC-FRANKLIN INSURANCE COMPANY
SCHEDULE P - PART 1J - AUTO PHYSICAL DAMAGE
(\$000 OMITTED)

Years in Which Premiums Were Earned and Losses Were Incurred	Premiums Earned			Loss and Loss Expense Payments						12 Number of Claims Reported Direct and Assumed		
	1 Direct and Assumed	2 Ceded	3 Net (1 - 2)	Loss Payments		Defense and Cost Containment Payments		Adjusting and Other Payments			10 Salvage and Subrogation Received	11 Total Net Paid Cols (4 - 5 + 6 - 7 + 8 - 9)
				4 Direct and Assumed	5 Ceded	6 Direct and Assumed	7 Ceded	8 Direct and Assumed	9 Ceded			
1. Prior.....	XXX	XXX	XXX	(31)		6		5		42	(21)	XXX
2. 2020.....	3,724	25	3,700	1,970		45		272		460	2,287	864
3. 2021.....	4,169	18	4,151	2,577		50		263		306	2,890	1,006
4. Totals	XXX	XXX	XXX	4,516		100		540		808	5,156	XXX

	Losses Unpaid				Defense and Cost Containment Unpaid				Adjusting and Other Unpaid		23 Salvage and Subrogation Anticipated	24 Total Net Losses and Expenses Unpaid	25 Number of Claims Outstanding Direct and Assumed
	Case Basis		Bulk + IBNR		Case Basis		Bulk + IBNR		Adjusting and Other Unpaid				
	13 Direct and Assumed	14 Ceded	15 Direct and Assumed	16 Ceded	17 Direct and Assumed	18 Ceded	19 Direct and Assumed	20 Ceded	21 Direct and Assumed	22 Ceded			
1. Prior.....	8		(14)		1		5		19		66	18	11
2. 2020.....	13		(19)		0		4		17		69	15	8
3. 2021.....	427		(74)		3		24		72		224	452	150
4. Totals	448		(108)		4		33		108		359	485	169

	Total Losses and Loss Expenses Incurred			Loss and Loss Expense Percentage (Incurred / Premiums Earned)			Nontabular Discount		34 Inter-Company Pooling Participation Percentage	Net Balance Sheet Reserves After Discount	
	26 Direct and Assumed	27 Ceded	28 Net	29 Direct and Assumed	30 Ceded	31 Net	32 Loss	33 Loss Expense		35 Losses Unpaid	36 Loss Expenses Unpaid
	1. Prior.....	XXX	XXX	XXX	XXX	XXX	XXX				XXX
2. 2020.....	2,302		2,302	61.8		62.2			3.0	(7)	22
3. 2021.....	3,342		3,342	80.2		80.5			3.0	353	99
4. Totals	XXX	XXX	XXX	XXX	XXX	XXX			XXX	340	145

ANNUAL STATEMENT FOR THE YEAR 2021 OF THE REPUBLIC-FRANKLIN INSURANCE COMPANY
SCHEDULE P - PART 1K - FIDELITY/SURETY
(\$000 OMITTED)

Years in Which Premiums Were Earned and Losses Were Incurred	Premiums Earned			Loss and Loss Expense Payments							12 Number of Claims Reported Direct and Assumed	
	1 Direct and Assumed	2 Ceded	3 Net (1 - 2)	Loss Payments		Defense and Cost Containment Payments		Adjusting and Other Payments		10 Salvage and Subrogation Received		11 Total Net Paid Cols (4 - 5 + 6 - 7 + 8 - 9)
				4 Direct and Assumed	5 Ceded	6 Direct and Assumed	7 Ceded	8 Direct and Assumed	9 Ceded			
1. Prior.....	XXX	XXX	XXX	3	0	0	0	1	0	0	4	XXX
2. 2020.....	23	0	23	1				1			2	XXX
3. 2021.....	23	0	23					0			0	XXX
4. Totals.....	XXX	XXX	XXX	3	0	0	0	3	0	0	6	XXX

	Losses Unpaid				Defense and Cost Containment Unpaid				Adjusting and Other Unpaid		23 Salvage and Subrogation Anticipated	24 Total Net Losses and Expenses Unpaid	25 Number of Claims Outstanding Direct and Assumed
	Case Basis		Bulk + IBNR		Case Basis		Bulk + IBNR		Adjusting and Other Unpaid				
	13 Direct and Assumed	14 Ceded	15 Direct and Assumed	16 Ceded	17 Direct and Assumed	18 Ceded	19 Direct and Assumed	20 Ceded	21 Direct and Assumed	22 Ceded			
1. Prior.....	8	4	2		2	0	0		1	0		8	2
2. 2020.....	0		2						0		0	2	0
3. 2021.....	2		5				2		1		0	9	0
4. Totals.....	10	4	8		2	0	2		2	0	0	20	2

	Total Losses and Loss Expenses Incurred			Loss and Loss Expense Percentage (Incurred / Premiums Earned)			Nontabular Discount		34 Inter-Company Pooling Participation Percentage	Net Balance Sheet Reserves After Discount	
	26 Direct and Assumed	27 Ceded	28 Net	29 Direct and Assumed	30 Ceded	31 Net	32 Loss	33 Loss Expense		35 Losses Unpaid	36 Loss Expenses Unpaid
	1. Prior.....	XXX	XXX	XXX	XXX	XXX	XXX				XXX
2. 2020.....	4		4	17.7		17.7			3.0	2	0
3. 2021.....	10		10	42.2		42.4			3.0	7	2
4. Totals.....	XXX	XXX	XXX	XXX	XXX	XXX			XXX	15	5

ANNUAL STATEMENT FOR THE YEAR 2021 OF THE REPUBLIC-FRANKLIN INSURANCE COMPANY
SCHEDULE P - PART 1L - OTHER (INCLUDING CREDIT, ACCIDENT AND HEALTH)
(\$000 OMITTED)

Years in Which Premiums Were Earned and Losses Were Incurred	Premiums Earned			Loss and Loss Expense Payments							12 Number of Claims Reported Direct and Assumed	
	1 Direct and Assumed	2 Ceded	3 Net (1 - 2)	Loss Payments		Defense and Cost Containment Payments		Adjusting and Other Payments		10 Salvage and Subrogation Received		11 Total Net Paid Cols (4 - 5 + 6 - 7 + 8 - 9)
				4 Direct and Assumed	5 Ceded	6 Direct and Assumed	7 Ceded	8 Direct and Assumed	9 Ceded			
1. Prior.....	XXX	XXX	XXX						0		0	XXX
2. 2020.....	0		0						0		0	XXX
3. 2021.....	0		0						0		0	XXX
4. Totals	XXX	XXX	XXX						0		0	XXX

	Losses Unpaid				Defense and Cost Containment Unpaid				Adjusting and Other Unpaid		23 Salvage and Subrogation Anticipated	24 Total Net Losses and Expenses Unpaid	25 Number of Claims Outstanding Direct and Assumed
	Case Basis		Bulk + IBNR		Case Basis		Bulk + IBNR		Adjusting and Other Unpaid				
	13 Direct and Assumed	14 Ceded	15 Direct and Assumed	16 Ceded	17 Direct and Assumed	18 Ceded	19 Direct and Assumed	20 Ceded	21 Direct and Assumed	22 Ceded			
1. Prior.....	0											0	0
2. 2020.....													
3. 2021.....									0			0	
4. Totals	0								0			0	0

	Total Losses and Loss Expenses Incurred			Loss and Loss Expense Percentage (Incurred / Premiums Earned)			Nontabular Discount		34 Inter-Company Pooling Participation Percentage	Net Balance Sheet Reserves After Discount	
	26 Direct and Assumed	27 Ceded	28 Net	29 Direct and Assumed	30 Ceded	31 Net	32 Loss	33 Loss Expense		35 Losses Unpaid	36 Loss Expenses Unpaid
	1. Prior.....	XXX	XXX	XXX	XXX	XXX	XXX				XXX
2. 2020.....	0		0	47.4		47.4			3.0		
3. 2021.....	0		0	84.7		84.7			3.0		0
4. Totals	XXX	XXX	XXX	XXX	XXX	XXX			XXX	0	0

ANNUAL STATEMENT FOR THE YEAR 2021 OF THE REPUBLIC-FRANKLIN INSURANCE COMPANY
SCHEDULE P - PART 1M - INTERNATIONAL
(\$000 OMITTED)

Years in Which Premiums Were Earned and Losses Were Incurred	Premiums Earned			Loss and Loss Expense Payments						10 Salvage and Subrogation Received	11 Total Net Paid Cols (4 - 5 + 6 - 7 + 8 - 9)	12 Number of Claims Reported Direct and Assumed
	1 Direct and Assumed	2 Ceded	3 Net (1 - 2)	Loss Payments		Defense and Cost Containment Payments		Adjusting and Other Payments				
				4 Direct and Assumed	5 Ceded	6 Direct and Assumed	7 Ceded	8 Direct and Assumed	9 Ceded			
1. Prior.....	XXX	XXX	XXX									XXX
2. 2012.....												XXX
3. 2013.....												XXX
4. 2014.....												XXX
5. 2015.....												XXX
6. 2016.....												XXX
7. 2017.....												XXX
8. 2018.....												XXX
9. 2019.....												XXX
10. 2020.....												XXX
11. 2021.....												XXX
12. Totals	XXX	XXX	XXX									XXX

NONE

	Losses Unpaid				Defense and Cost Containment Unpaid				Adjusting and Other Unpaid		23 Salvage and Subrogation Anticipated	24 Total Net Losses and Expenses Unpaid	25 Number of Claims Outstanding Direct and Assumed
	Case Basis		Bulk + IBNR		Case Basis		Bulk + IBNR		Adjusting and Other Unpaid				
	13 Direct and Assumed	14 Ceded	15 Direct and Assumed	16 Ceded	17 Direct and Assumed	18 Ceded	19 Direct and Assumed	20 Ceded	21 Direct and Assumed	22 Ceded			
1. Prior.....													
2. 2012.....													
3. 2013.....													
4. 2014.....													
5. 2015.....													
6. 2016.....													
7. 2017.....													
8. 2018.....													
9. 2019.....													
10. 2020.....													
11. 2021.....													
12. Totals													

NONE

	Total Losses and Loss Expenses Incurred			Loss and Loss Expense Percentage (Incurred / Premiums Earned)			Nontabular Discount		34 Inter-Company Pooling Participation Percentage	Net Balance Sheet Reserves After Discount	
	26 Direct and Assumed	27 Ceded	28 Net	29 Direct and Assumed	30 Ceded	31 Net	32 Loss	33 Loss Expense		35 Losses Unpaid	36 Loss Expenses Unpaid
	1. Prior.....	XXX	XXX	XXX	XXX	XXX	XXX				XXX
2. 2012.....											
3. 2013.....											
4. 2014.....											
5. 2015.....											
6. 2016.....											
7. 2017.....											
8. 2018.....											
9. 2019.....											
10. 2020.....											
11. 2021.....											
12. Totals	XXX	XXX	XXX	XXX	XXX	XXX			XXX		

NONE

ANNUAL STATEMENT FOR THE YEAR 2021 OF THE REPUBLIC-FRANKLIN INSURANCE COMPANY
SCHEDULE P - PART 1N - REINSURANCE - NONPROPORTIONAL ASSUMED PROPERTY
(\$000 OMITTED)

Years in Which Premiums Were Earned and Losses Were Incurred	Premiums Earned			Loss and Loss Expense Payments						10 Salvage and Subrogation Received	11 Total Net Paid Cols (4 - 5 + 6 - 7 + 8 - 9)	12 Number of Claims Reported Direct and Assumed	
	1 Direct and Assumed	2 Ceded	3 Net (1 - 2)	Loss Payments		Defense and Cost Containment Payments		Adjusting and Other Payments					
				4 Direct and Assumed	5 Ceded	6 Direct and Assumed	7 Ceded	8 Direct and Assumed	9 Ceded				
1. Prior.....	XXX	XXX	XXX									XXX	
2. 2012.....	0	0	0	0		0						0	XXX
3. 2013.....	0		0	0		0						0	XXX
4. 2014.....	0		0	0		0						0	XXX
5. 2015.....	0		0										XXX
6. 2016.....	0		0										XXX
7. 2017.....	0		0										XXX
8. 2018.....	0		0	0		0						0	XXX
9. 2019.....	0		0										XXX
10. 2020.....	0		0										XXX
11. 2021.....	0		0										XXX
12. Totals	XXX	XXX	XXX	0		0						0	XXX

	Losses Unpaid				Defense and Cost Containment Unpaid				Adjusting and Other Unpaid		23 Salvage and Subrogation Anticipated	24 Total Net Losses and Expenses Unpaid	25 Number of Claims Outstanding Direct and Assumed
	Case Basis		Bulk + IBNR		Case Basis		Bulk + IBNR		21 Direct and Assumed	22 Ceded			
	13 Direct and Assumed	14 Ceded	15 Direct and Assumed	16 Ceded	17 Direct and Assumed	18 Ceded	19 Direct and Assumed	20 Ceded					
1. Prior.....													XXX
2. 2012.....													XXX
3. 2013.....													XXX
4. 2014.....													XXX
5. 2015.....													XXX
6. 2016.....													XXX
7. 2017.....													XXX
8. 2018.....													XXX
9. 2019.....													XXX
10. 2020.....													XXX
11. 2021.....													XXX
12. Totals													XXX

	Total Losses and Loss Expenses Incurred			Loss and Loss Expense Percentage (Incurred / Premiums Earned)			Nontabular Discount		34 Inter-Company Pooling Participation Percentage	Net Balance Sheet Reserves After Discount	
	26 Direct and Assumed	27 Ceded	28 Net	29 Direct and Assumed	30 Ceded	31 Net	32 Loss	33 Loss Expense		35 Losses Unpaid	36 Loss Expenses Unpaid
1. Prior.....	XXX	XXX	XXX	XXX	XXX	XXX			XXX		
2. 2012.....	0		0	32.1		(6.5)			3.0		
3. 2013.....	0		0	4.8		4.8			3.0		
4. 2014.....	0		0	8.6		8.6			3.0		
5. 2015.....									3.0		
6. 2016.....									3.0		
7. 2017.....									3.0		
8. 2018.....	0		0	5.6		5.6			3.0		
9. 2019.....									3.0		
10. 2020.....									3.0		
11. 2021.....									3.0		
12. Totals	XXX	XXX	XXX	XXX	XXX	XXX			XXX		

Schedule P - Part 10 - Reinsurance - Nonproportional Assumed Liability

N O N E

Schedule P - Part 1P - Reinsurance - Nonproportional Assumed Financial Lines

N O N E

ANNUAL STATEMENT FOR THE YEAR 2021 OF THE REPUBLIC-FRANKLIN INSURANCE COMPANY
SCHEDULE P - PART 1R - SECTION 1 - PRODUCTS LIABILITY - OCCURRENCE
(\$000 OMITTED)

Years in Which Premiums Were Earned and Losses Were Incurred	Premiums Earned			Loss and Loss Expense Payments						12 Number of Claims Reported Direct and Assumed		
	1 Direct and Assumed	2 Ceded	3 Net (1 - 2)	Loss Payments		Defense and Cost Containment Payments		Adjusting and Other Payments			10 Salvage and Subrogation Received	11 Total Net Paid Cols (4 - 5 + 6 - 7 + 8 - 9)
				4 Direct and Assumed	5 Ceded	6 Direct and Assumed	7 Ceded	8 Direct and Assumed	9 Ceded			
1. Prior.....	XXX	XXX	XXX	28	28	42	42	25			25	XXX
2. 2012.....	(4)	0	(5)			2		2			4	1
3. 2013.....	8	1	7			0		2			3	1
4. 2014.....	9	1	9			2		10			12	1
5. 2015.....	5	0	4			7		15			22	1
6. 2016.....	11	0	10			1		2			3	0
7. 2017.....	10	0	10									
8. 2018.....	13	0	13			0		3			3	0
9. 2019.....	15	0	15	0		0		15			15	0
10. 2020.....	7	0	7			0		29			29	0
11. 2021.....	12		12	0		0		2			2	0
12. Totals	XXX	XXX	XXX	28	28	55	42	105			118	XXX

	Losses Unpaid				Defense and Cost Containment Unpaid				Adjusting and Other Unpaid		23 Salvage and Subrogation Anticipated	24 Total Net Losses and Expenses Unpaid	25 Number of Claims Outstanding Direct and Assumed
	Case Basis		Bulk + IBNR		Case Basis		Bulk + IBNR						
	13 Direct and Assumed	14 Ceded	15 Direct and Assumed	16 Ceded	17 Direct and Assumed	18 Ceded	19 Direct and Assumed	20 Ceded	21 Direct and Assumed	22 Ceded			
1. Prior.....			300	300	5		180	180	207	207		5	5
2. 2012.....													
3. 2013.....													
4. 2014.....													
5. 2015.....			0									0	
6. 2016.....			0									0	
7. 2017.....			0				0		0			0	
8. 2018.....	0		0		0		0		0			1	0
9. 2019.....			1				0		0			1	
10. 2020.....	1		2				0		0			3	0
11. 2021.....			3				0		1			4	
12. Totals	1		306	300	5		181	180	209	207		16	5

	Total Losses and Loss Expenses Incurred			Loss and Loss Expense Percentage (Incurred / Premiums Earned)			Nontabular Discount		34 Inter-Company Pooling Participation Percentage	Net Balance Sheet Reserves After Discount	
	26 Direct and Assumed	27 Ceded	28 Net	29 Direct and Assumed	30 Ceded	31 Net	32 Loss	33 Loss Expense		35 Losses Unpaid	36 Loss Expenses Unpaid
	1. Prior.....	XXX	XXX	XXX	XXX	XXX	XXX				XXX
2. 2012.....	4		4	(99.2)		(96.4)			3.0		
3. 2013.....	3		3	35.9		38.9			3.0		
4. 2014.....	12		12	121.3		131.3			3.0		
5. 2015.....	22		22	448.2		487.2			3.0	0	
6. 2016.....	3		3	32.7		33.8			3.0	0	
7. 2017.....	0		0	3.7		3.9			3.0	0	0
8. 2018.....	5		5	35.4		35.4			3.0	1	1
9. 2019.....	17		17	115.0		115.0			3.0	1	1
10. 2020.....	32		32	487.9		487.9			3.0	3	1
11. 2021.....	6		6	50.5		50.5			3.0	3	1
12. Totals	XXX	XXX	XXX	XXX	XXX	XXX			XXX	7	8

ANNUAL STATEMENT FOR THE YEAR 2021 OF THE REPUBLIC-FRANKLIN INSURANCE COMPANY
SCHEDULE P - PART 1R - SECTION 2 - PRODUCTS LIABILITY - CLAIMS-MADE
(\$000 OMITTED)

Years in Which Premiums Were Earned and Losses Were Incurred	Premiums Earned			Loss and Loss Expense Payments						10 Salvage and Subrogation Received	11 Total Net Paid Cols (4 - 5 + 6 - 7 + 8 - 9)	12 Number of Claims Reported Direct and Assumed
	1 Direct and Assumed	2 Ceded	3 Net (1 - 2)	Loss Payments		Defense and Cost Containment Payments		Adjusting and Other Payments				
				4 Direct and Assumed	5 Ceded	6 Direct and Assumed	7 Ceded	8 Direct and Assumed	9 Ceded			
1. Prior.....	XXX	XXX	XXX									XXX
2. 2012.....		0	0									
3. 2013.....												
4. 2014.....		0	0									
5. 2015.....												
6. 2016.....												
7. 2017.....												
8. 2018.....												
9. 2019.....												
10. 2020.....												
11. 2021.....												
12. Totals	XXX	XXX	XXX									XXX

	Losses Unpaid				Defense and Cost Containment Unpaid				Adjusting and Other Unpaid		23 Salvage and Subrogation Anticipated	24 Total Net Losses and Expenses Unpaid	25 Number of Claims Outstanding Direct and Assumed
	Case Basis		Bulk + IBNR		Case Basis		Bulk + IBNR		21 Direct and Assumed	22 Ceded			
	13 Direct and Assumed	14 Ceded	15 Direct and Assumed	16 Ceded	17 Direct and Assumed	18 Ceded	19 Direct and Assumed	20 Ceded					
1. Prior.....													
2. 2012.....													
3. 2013.....													
4. 2014.....													
5. 2015.....													
6. 2016.....													
7. 2017.....													
8. 2018.....													
9. 2019.....													
10. 2020.....													
11. 2021.....													
12. Totals													

	Total Losses and Loss Expenses Incurred			Loss and Loss Expense Percentage (Incurred / Premiums Earned)			Nontabular Discount		34 Inter-Company Pooling Participation Percentage	Net Balance Sheet Reserves After Discount	
	26 Direct and Assumed	27 Ceded	28 Net	29 Direct and Assumed	30 Ceded	31 Net	32 Loss	33 Loss Expense		35 Losses Unpaid	36 Loss Expenses Unpaid
1. Prior.....	XXX	XXX	XXX	XXX	XXX	XXX			XXX		
2. 2012.....									3.0		
3. 2013.....									3.0		
4. 2014.....									3.0		
5. 2015.....									3.0		
6. 2016.....									3.0		
7. 2017.....									3.0		
8. 2018.....									3.0		
9. 2019.....									3.0		
10. 2020.....									3.0		
11. 2021.....									3.0		
12. Totals	XXX	XXX	XXX	XXX	XXX	XXX			XXX		

Schedule P - Part 1S - Financial Guaranty/Mortgage Guaranty

N O N E

Schedule P - Part 1T - Warranty

N O N E

ANNUAL STATEMENT FOR THE YEAR 2021 OF THE REPUBLIC-FRANKLIN INSURANCE COMPANY

SCHEDULE P - PART 2A - HOMEOWNERS/FAROWNERS

Years in Which Losses Were Incurred	INCURRED NET LOSSES AND DEFENSE AND COST CONTAINMENT EXPENSES REPORTED AT YEAR END (\$000 OMITTED)										DEVELOPMENT	
	1 2012	2 2013	3 2014	4 2015	5 2016	6 2017	7 2018	8 2019	9 2020	10 2021	11 One Year	12 Two Year
1. Prior.....	155	123	106	114	104	106	108	108	108	108	0	0
2. 2012.....	994	1,062	1,055	1,054	1,049	1,047	1,047	1,047	1,048	1,048	0	1
3. 2013.....	XXX	563	539	530	526	530	526	523	523	523	0	0
4. 2014.....	XXX	XXX	771	747	749	744	747	747	747	747	0	0
5. 2015.....	XXX	XXX	XXX	863	835	836	822	821	820	817	(3)	(4)
6. 2016.....	XXX	XXX	XXX	XXX	697	690	688	702	700	701	0	(1)
7. 2017.....	XXX	XXX	XXX	XXX	XXX	641	692	697	694	694	(1)	(3)
8. 2018.....	XXX	XXX	XXX	XXX	XXX	XXX	744	807	810	816	6	9
9. 2019.....	XXX	XXX	XXX	XXX	XXX	XXX	XXX	825	858	857	(1)	32
10. 2020.....	XXX	XXX	XXX	XXX	XXX	XXX	XXX	XXX	1,023	1,036	13	XXX
11. 2021.....	XXX	XXX	XXX	XXX	XXX	XXX	XXX	XXX	XXX	1,145	XXX	XXX
12. Totals											15	34

SCHEDULE P - PART 2B - PRIVATE PASSENGER AUTO LIABILITY/MEDICAL

1. Prior.....	1,229	1,218	1,178	1,159	1,158	1,148	1,148	1,145	1,161	1,159	(1)	14
2. 2012.....	1,685	1,726	1,713	1,737	1,738	1,736	1,725	1,727	1,727	1,727	0	0
3. 2013.....	XXX	1,718	1,747	1,774	1,772	1,757	1,752	1,741	1,740	1,742	3	1
4. 2014.....	XXX	XXX	1,894	2,030	2,006	2,050	2,011	2,002	2,000	1,999	(1)	(3)
5. 2015.....	XXX	XXX	XXX	2,131	2,334	2,350	2,333	2,291	2,293	2,292	0	1
6. 2016.....	XXX	XXX	XXX	XXX	2,462	2,553	2,526	2,486	2,461	2,453	(8)	(33)
7. 2017.....	XXX	XXX	XXX	XXX	XXX	2,805	2,766	2,795	2,812	2,823	12	28
8. 2018.....	XXX	XXX	XXX	XXX	XXX	XXX	2,620	2,533	2,531	2,510	(21)	(23)
9. 2019.....	XXX	XXX	XXX	XXX	XXX	XXX	XXX	2,753	2,809	2,752	(57)	(1)
10. 2020.....	XXX	XXX	XXX	XXX	XXX	XXX	XXX	XXX	2,514	2,494	(20)	XXX
11. 2021.....	XXX	XXX	XXX	XXX	XXX	XXX	XXX	XXX	XXX	2,929	XXX	XXX
12. Totals											(93)	(15)

SCHEDULE P - PART 2C - COMMERCIAL AUTO/TRUCK LIABILITY/MEDICAL

1. Prior.....	2,469	2,529	2,656	2,783	2,854	2,882	2,885	2,897	2,910	2,929	19	32
2. 2012.....	1,378	1,337	1,402	1,452	1,539	1,540	1,518	1,522	1,524	1,527	3	4
3. 2013.....	XXX	1,485	1,593	1,683	1,701	1,758	1,798	1,794	1,809	1,823	14	29
4. 2014.....	XXX	XXX	1,695	1,914	2,041	2,066	1,993	1,974	1,948	1,982	34	9
5. 2015.....	XXX	XXX	XXX	2,085	2,377	2,344	2,347	2,296	2,305	2,277	(28)	(19)
6. 2016.....	XXX	XXX	XXX	XXX	2,500	2,732	2,805	2,874	2,819	2,797	(22)	(77)
7. 2017.....	XXX	XXX	XXX	XXX	XXX	2,325	2,386	2,319	2,409	2,364	(45)	46
8. 2018.....	XXX	XXX	XXX	XXX	XXX	XXX	2,782	2,716	2,821	2,874	52	158
9. 2019.....	XXX	XXX	XXX	XXX	XXX	XXX	XXX	2,883	3,132	3,099	(33)	217
10. 2020.....	XXX	XXX	XXX	XXX	XXX	XXX	XXX	XXX	2,964	2,995	31	XXX
11. 2021.....	XXX	XXX	XXX	XXX	XXX	XXX	XXX	XXX	XXX	3,685	XXX	XXX
12. Totals											24	399

**SCHEDULE P - PART 2D - WORKERS' COMPENSATION
(EXCLUDING EXCESS WORKERS' COMPENSATION)**

1. Prior.....	11,539	11,292	11,052	10,729	10,304	10,217	10,298	10,032	10,107	9,739	(368)	(293)
2. 2012.....	2,814	2,942	2,794	2,701	2,648	2,532	2,506	2,476	2,471	2,442	(30)	(35)
3. 2013.....	XXX	3,121	3,103	2,819	2,684	2,564	2,455	2,393	2,333	2,302	(31)	(91)
4. 2014.....	XXX	XXX	3,207	2,921	2,864	2,855	2,807	2,757	2,702	2,668	(34)	(89)
5. 2015.....	XXX	XXX	XXX	3,102	2,946	2,803	2,721	2,634	2,572	2,505	(67)	(129)
6. 2016.....	XXX	XXX	XXX	XXX	3,179	3,117	2,945	2,778	2,723	2,643	(79)	(135)
7. 2017.....	XXX	XXX	XXX	XXX	XXX	3,363	3,185	2,968	2,784	2,819	35	(149)
8. 2018.....	XXX	XXX	XXX	XXX	XXX	XXX	3,906	3,725	3,509	3,450	(58)	(274)
9. 2019.....	XXX	XXX	XXX	XXX	XXX	XXX	XXX	4,011	3,825	3,641	(184)	(370)
10. 2020.....	XXX	XXX	XXX	XXX	XXX	XXX	XXX	XXX	3,338	3,130	(208)	XXX
11. 2021.....	XXX	XXX	XXX	XXX	XXX	XXX	XXX	XXX	XXX	3,687	XXX	XXX
12. Totals											(1,025)	(1,565)

SCHEDULE P - PART 2E - COMMERCIAL MULTIPLE PERIL

1. Prior.....	4,729	4,637	4,513	4,461	4,506	4,733	4,704	4,674	5,014	5,242	229	568
2. 2012.....	2,795	2,808	2,832	2,859	2,810	2,856	2,899	2,888	2,887	2,879	(8)	(9)
3. 2013.....	XXX	2,416	2,308	2,328	2,296	2,376	2,418	2,365	2,356	2,334	(22)	(31)
4. 2014.....	XXX	XXX	3,071	3,239	3,196	3,160	3,235	3,221	3,203	3,213	9	(9)
5. 2015.....	XXX	XXX	XXX	3,374	3,520	3,439	3,447	3,430	3,405	3,373	(32)	(57)
6. 2016.....	XXX	XXX	XXX	XXX	3,387	3,134	3,155	3,157	3,209	3,129	(79)	(28)
7. 2017.....	XXX	XXX	XXX	XXX	XXX	3,879	3,619	3,577	3,582	3,607	25	29
8. 2018.....	XXX	XXX	XXX	XXX	XXX	XXX	4,425	4,309	4,447	4,479	32	170
9. 2019.....	XXX	XXX	XXX	XXX	XXX	XXX	XXX	5,326	5,264	5,249	(15)	(77)
10. 2020.....	XXX	XXX	XXX	XXX	XXX	XXX	XXX	XXX	5,150	4,977	(172)	XXX
11. 2021.....	XXX	XXX	XXX	XXX	XXX	XXX	XXX	XXX	XXX	6,986	XXX	XXX
12. Totals											(33)	557

ANNUAL STATEMENT FOR THE YEAR 2021 OF THE REPUBLIC-FRANKLIN INSURANCE COMPANY

SCHEDULE P - PART 2F - SECTION 1 - MEDICAL PROFESSIONAL LIABILITY - OCCURRENCE

Years in Which Losses Were Incurred	INCURRED NET LOSSES AND DEFENSE AND COST CONTAINMENT EXPENSES REPORTED AT YEAR END (\$000 OMITTED)										DEVELOPMENT	
	1 2012	2 2013	3 2014	4 2015	5 2016	6 2017	7 2018	8 2019	9 2020	10 2021	11 One Year	12 Two Year
1. Prior												
2. 2012												
3. 2013	XXX											
4. 2014	XXX	XXX										
5. 2015	XXX	XXX	XXX									
6. 2016	XXX	XXX	XXX	XXX								
7. 2017	XXX	XXX	XXX	XXX	XXX							
8. 2018	XXX	XXX	XXX	XXX	XXX	XXX						
9. 2019	XXX	XXX	XXX	XXX	XXX	XXX	XXX					
10. 2020	XXX	XXX	XXX	XXX	XXX	XXX	XXX	XXX				XXX
11. 2021	XXX	XXX	XXX	XXX	XXX	XXX	XXX	XXX	XXX		XXX	XXX
12. Totals												

NONE

SCHEDULE P - PART 2F - SECTION 2 - MEDICAL PROFESSIONAL LIABILITY - CLAIMS-MADE

Years in Which Losses Were Incurred	INCURRED NET LOSSES AND DEFENSE AND COST CONTAINMENT EXPENSES REPORTED AT YEAR END (\$000 OMITTED)										DEVELOPMENT	
	1 2012	2 2013	3 2014	4 2015	5 2016	6 2017	7 2018	8 2019	9 2020	10 2021	11 One Year	12 Two Year
1. Prior												
2. 2012												
3. 2013	XXX											
4. 2014	XXX	XXX										
5. 2015	XXX	XXX	XXX									
6. 2016	XXX	XXX	XXX	XXX								
7. 2017	XXX	XXX	XXX	XXX	XXX							
8. 2018	XXX	XXX	XXX	XXX	XXX	XXX						
9. 2019	XXX	XXX	XXX	XXX	XXX	XXX	XXX					
10. 2020	XXX	XXX	XXX	XXX	XXX	XXX	XXX	XXX				XXX
11. 2021	XXX	XXX	XXX	XXX	XXX	XXX	XXX	XXX	XXX		XXX	XXX
12. Totals												

NONE

SCHEDULE P - PART 2G - SPECIAL LIABILITY (OCEAN MARINE, AIRCRAFT (ALL PERILS), BOILER AND MACHINERY)

Years in Which Losses Were Incurred	INCURRED NET LOSSES AND DEFENSE AND COST CONTAINMENT EXPENSES REPORTED AT YEAR END (\$000 OMITTED)										DEVELOPMENT	
	1 2012	2 2013	3 2014	4 2015	5 2016	6 2017	7 2018	8 2019	9 2020	10 2021	11 One Year	12 Two Year
1. Prior	95	84	80	109	70	75	49	49	105	107	2	58
2. 2012												
3. 2013	XXX											
4. 2014	XXX	XXX										
5. 2015	XXX	XXX	XXX									
6. 2016	XXX	XXX	XXX	XXX								
7. 2017	XXX	XXX	XXX	XXX	XXX							
8. 2018	XXX	XXX	XXX	XXX	XXX	XXX						
9. 2019	XXX	XXX	XXX	XXX	XXX	XXX	XXX					
10. 2020	XXX	XXX	XXX	XXX	XXX	XXX	XXX	XXX				XXX
11. 2021	XXX	XXX	XXX	XXX	XXX	XXX	XXX	XXX	XXX		XXX	XXX
12. Totals											2	58

SCHEDULE P - PART 2H - SECTION 1 - OTHER LIABILITY - OCCURRENCE

Years in Which Losses Were Incurred	INCURRED NET LOSSES AND DEFENSE AND COST CONTAINMENT EXPENSES REPORTED AT YEAR END (\$000 OMITTED)										DEVELOPMENT	
	1 2012	2 2013	3 2014	4 2015	5 2016	6 2017	7 2018	8 2019	9 2020	10 2021	11 One Year	12 Two Year
1. Prior	4,010	4,552	4,203	4,181	4,271	4,271	4,328	4,384	4,350	4,495	145	112
2. 2012	1,035	1,130	1,099	1,115	1,128	1,107	1,137	1,114	1,103	1,102	(2)	(12)
3. 2013	XXX	991	913	863	901	885	908	883	853	864	12	(19)
4. 2014	XXX	XXX	713	466	295	202	202	190	152	130	(22)	(60)
5. 2015	XXX	XXX	XXX	562	522	490	473	603	548	526	(22)	(77)
6. 2016	XXX	XXX	XXX	XXX	484	472	378	430	403	403	(1)	(27)
7. 2017	XXX	XXX	XXX	XXX	XXX	635	483	347	270	213	(57)	(134)
8. 2018	XXX	XXX	XXX	XXX	XXX	XXX	657	573	433	353	(80)	(220)
9. 2019	XXX	XXX	XXX	XXX	XXX	XXX	XXX	863	1,075	976	(99)	113
10. 2020	XXX	XXX	XXX	XXX	XXX	XXX	XXX	XXX	850	635	(215)	XXX
11. 2021	XXX	XXX	XXX	XXX	XXX	XXX	XXX	XXX	XXX	907	XXX	XXX
12. Totals											(340)	(325)

SCHEDULE P - PART 2H - SECTION 2 - OTHER LIABILITY - CLAIMS-MADE

Years in Which Losses Were Incurred	INCURRED NET LOSSES AND DEFENSE AND COST CONTAINMENT EXPENSES REPORTED AT YEAR END (\$000 OMITTED)										DEVELOPMENT	
	1 2012	2 2013	3 2014	4 2015	5 2016	6 2017	7 2018	8 2019	9 2020	10 2021	11 One Year	12 Two Year
1. Prior	1,959	1,946	1,933	2,025	2,090	2,142	2,202	2,183	2,173	2,166	(8)	(17)
2. 2012	1,007	1,255	1,399	1,359	1,278	1,243	1,258	1,227	1,212	1,204	(8)	(23)
3. 2013	XXX	1,095	1,022	994	1,009	1,053	1,050	1,071	1,086	1,087	1	16
4. 2014	XXX	XXX	1,233	1,171	1,097	1,130	1,080	1,030	1,015	991	(24)	(39)
5. 2015	XXX	XXX	XXX	1,067	927	859	858	841	854	826	(28)	(15)
6. 2016	XXX	XXX	XXX	XXX	1,102	1,077	1,033	1,072	1,106	1,065	(41)	(7)
7. 2017	XXX	XXX	XXX	XXX	XXX	943	831	753	647	619	(28)	(134)
8. 2018	XXX	XXX	XXX	XXX	XXX	XXX	981	952	947	919	(27)	(32)
9. 2019	XXX	XXX	XXX	XXX	XXX	XXX	XXX	1,072	1,033	859	(174)	(213)
10. 2020	XXX	XXX	XXX	XXX	XXX	XXX	XXX	XXX	984	943	(42)	XXX
11. 2021	XXX	XXX	XXX	XXX	XXX	XXX	XXX	XXX	XXX	1,030	XXX	XXX
12. Totals											(379)	(466)

**ANNUAL STATEMENT FOR THE YEAR 2021 OF THE REPUBLIC-FRANKLIN INSURANCE COMPANY
SCHEDULE P - PART 2I - SPECIAL PROPERTY (FIRE, ALLIED LINES, INLAND MARINE,
EARTHQUAKE, BURGLARY, AND THEFT)**

Years in Which Losses Were Incurred	INCURRED NET LOSSES AND DEFENSE AND COST CONTAINMENT EXPENSES REPORTED AT YEAR END (\$000 OMITTED)										DEVELOPMENT	
	1 2012	2 2013	3 2014	4 2015	5 2016	6 2017	7 2018	8 2019	9 2020	10 2021	11 One Year	12 Two Year
1. Prior.....	XXX	XXX	XXX	XXX	XXX	XXX	XXX	38	55	59	5	22
2. 2020.....	XXX	XXX	XXX	XXX	XXX	XXX	XXX	XXX	117	124	8	XXX
3. 2021.....	XXX	XXX	XXX	XXX	XXX	XXX	XXX	XXX	XXX	77	XXX	XXX
4. Totals											13	22

SCHEDULE P - PART 2J - AUTO PHYSICAL DAMAGE

1. Prior.....	XXX	XXX	XXX	XXX	XXX	XXX	XXX	158	186	146	(40)	(12)
2. 2020.....	XXX	XXX	XXX	XXX	XXX	XXX	XXX	XXX	2,025	2,012	(12)	XXX
3. 2021.....	XXX	XXX	XXX	XXX	XXX	XXX	XXX	XXX	XXX	3,007	XXX	XXX
4. Totals											(53)	(12)

SCHEDULE P - PART 2K - FIDELITY/SURETY

1. Prior.....	XXX	XXX	XXX	XXX	XXX	XXX	XXX	21	6	6	0	(14)
2. 2020.....	XXX	XXX	XXX	XXX	XXX	XXX	XXX	XXX	6	3	(3)	XXX
3. 2021.....	XXX	XXX	XXX	XXX	XXX	XXX	XXX	XXX	XXX	9	XXX	XXX
4. Totals											(3)	(14)

SCHEDULE P - PART 2L - OTHER (INCLUDING CREDIT, ACCIDENT AND HEALTH)

1. Prior.....	XXX	XXX	XXX	XXX	XXX	XXX	XXX	0	0	0		
2. 2020.....	XXX	XXX	XXX	XXX	XXX	XXX	XXX	XXX				XXX
3. 2021.....	XXX	XXX	XXX	XXX	XXX	XXX	XXX	XXX	XXX		XXX	XXX
4. Totals												

SCHEDULE P - PART 2M - INTERNATIONAL

1. Prior.....												
2. 2012.....												
3. 2013.....	XXX											
4. 2014.....	XXX	XXX										
5. 2015.....	XXX	XXX	XXX									
6. 2016.....	XXX	XXX	XXX	XXX								
7. 2017.....	XXX	XXX	XXX	XXX	XXX							
8. 2018.....	XXX	XXX	XXX	XXX	XXX	XXX						
9. 2019.....	XXX	XXX	XXX	XXX	XXX	XXX	XXX					
10. 2020.....	XXX	XXX	XXX	XXX	XXX	XXX	XXX	XXX				XXX
11. 2021.....	XXX	XXX	XXX	XXX	XXX	XXX	XXX	XXX	XXX		XXX	XXX
12. Totals												

NONE

ANNUAL STATEMENT FOR THE YEAR 2021 OF THE REPUBLIC-FRANKLIN INSURANCE COMPANY

**SCHEDULE P - PART 2N - REINSURANCE
NONPROPORTIONAL ASSUMED PROPERTY**

Years in Which Losses Were Incurred	INCURRED NET LOSSES AND DEFENSE AND COST CONTAINMENT EXPENSES REPORTED AT YEAR END (\$000 OMITTED)										DEVELOPMENT	
	1 2012	2 2013	3 2014	4 2015	5 2016	6 2017	7 2018	8 2019	9 2020	10 2021	11 One Year	12 Two Year
1. Prior		0	0	0	0	0	0	0	0	0		
2. 2012		0	0	0	0	0	0	0	0	0		
3. 2013	XXX		0	0	0	0	0	0	0	0		
4. 2014	XXX	XXX		0	0	0	0	0	0	0		
5. 2015	XXX	XXX	XXX									
6. 2016	XXX	XXX	XXX	XXX								
7. 2017	XXX	XXX	XXX	XXX	XXX							
8. 2018	XXX	XXX	XXX	XXX	XXX	XXX		0	0	0		
9. 2019	XXX	XXX	XXX	XXX	XXX	XXX	XXX					
10. 2020	XXX	XXX	XXX	XXX	XXX	XXX	XXX	XXX				XXX
11. 2021	XXX	XXX	XXX	XXX	XXX	XXX	XXX	XXX	XXX		XXX	XXX
12. Totals												

**SCHEDULE P - PART 2O - REINSURANCE
NONPROPORTIONAL ASSUMED LIABILITY**

1. Prior												
2. 2012												
3. 2013	XXX											
4. 2014	XXX	XXX										
5. 2015	XXX	XXX	XXX									
6. 2016	XXX	XXX	XXX	XXX								
7. 2017	XXX	XXX	XXX	XXX	XXX							
8. 2018	XXX	XXX	XXX	XXX	XXX	XXX						
9. 2019	XXX	XXX	XXX	XXX	XXX	XXX	XXX					
10. 2020	XXX	XXX	XXX	XXX	XXX	XXX	XXX	XXX				XXX
11. 2021	XXX	XXX	XXX	XXX	XXX	XXX	XXX	XXX	XXX		XXX	XXX
12. Totals												

**SCHEDULE P - PART 2P - REINSURANCE
NONPROPORTIONAL ASSUMED FINANCIAL LINES**

1. Prior												
2. 2012												
3. 2013	XXX											
4. 2014	XXX	XXX										
5. 2015	XXX	XXX	XXX									
6. 2016	XXX	XXX	XXX	XXX								
7. 2017	XXX	XXX	XXX	XXX	XXX							
8. 2018	XXX	XXX	XXX	XXX	XXX	XXX						
9. 2019	XXX	XXX	XXX	XXX	XXX	XXX	XXX					
10. 2020	XXX	XXX	XXX	XXX	XXX	XXX	XXX	XXX				XXX
11. 2021	XXX	XXX	XXX	XXX	XXX	XXX	XXX	XXX	XXX		XXX	XXX
12. Totals												

ANNUAL STATEMENT FOR THE YEAR 2021 OF THE REPUBLIC-FRANKLIN INSURANCE COMPANY
SCHEDULE P - PART 2R - SECTION 1 - PRODUCTS LIABILITY - OCCURRENCE

Years in Which Losses Were Incurred	INCURRED NET LOSSES AND DEFENSE AND COST CONTAINMENT EXPENSES REPORTED AT YEAR END (\$000 OMITTED)										DEVELOPMENT	
	1 2012	2 2013	3 2014	4 2015	5 2016	6 2017	7 2018	8 2019	9 2020	10 2021	11 One Year	12 Two Year
1. Prior	.34	.31	.28	.34	.36	.36	.36	.36	.37	.36	.0	.0
2. 2012	.4	.6	.5	.3	.2	.2	.2	.2	.2	.2	.0	.0
3. 2013	XXX	.7	.5	.2	.1	.1	.1	.1	.0	.0	.0	.0
4. 2014	XXX	XXX	.7	.5	.3	.2	.2	.2	.2	.2	.0	.0
5. 2015	XXX	XXX	XXX	.7	.6	.7	.8	.8	.7	.7	.0	.0
6. 2016	XXX	XXX	XXX	XXX	.4	.3	.2	.2	.2	.1	.0	.0
7. 2017	XXX	XXX	XXX	XXX	XXX	.4	.3	.1	.0	.0	.0	(1)
8. 2018	XXX	XXX	XXX	XXX	XXX	XXX	.4	.2	.2	.1	(1)	(1)
9. 2019	XXX	XXX	XXX	XXX	XXX	XXX	XXX	.5	.2	.1	(1)	(3)
10. 2020	XXX	XXX	XXX	XXX	XXX	XXX	XXX	XXX	.4	.3	(1)	XXX
11. 2021	XXX	XXX	XXX	XXX	XXX	XXX	XXX	XXX	XXX	.3	XXX	XXX
12. Totals											(3)	(6)

SCHEDULE P - PART 2R - SECTION 2 - PRODUCTS LIABILITY - CLAIMS-MADE

1. Prior	.1											
2. 2012												
3. 2013	XXX											
4. 2014	XXX	XXX										
5. 2015	XXX	XXX	XXX									
6. 2016	XXX	XXX	XXX	XXX								
7. 2017	XXX	XXX	XXX	XXX	XXX							
8. 2018	XXX	XXX	XXX	XXX	XXX	XXX						
9. 2019	XXX	XXX	XXX	XXX	XXX	XXX	XXX					
10. 2020	XXX	XXX	XXX	XXX	XXX	XXX	XXX	XXX				XXX
11. 2021	XXX	XXX	XXX	XXX	XXX	XXX	XXX	XXX	XXX		XXX	XXX
12. Totals												

SCHEDULE P - PART 2S - FINANCIAL GUARANTY/MORTGAGE GUARANTY

1. Prior	XXX	XXX	XXX	XXX	XXX	XXX	XXX	XXX	XXX	XXX	XXX	XXX
2. 2020	XXX	XXX	XXX	XXX	XXX	XXX	XXX	XXX	XXX	XXX	XXX	XXX
3. 2021	XXX	XXX	XXX	XXX	XXX	XXX	XXX	XXX	XXX	XXX	XXX	XXX
4. Totals												

SCHEDULE P - PART 2T - WARRANTY

1. Prior	XXX	XXX	XXX	XXX	XXX	XXX	XXX	XXX	XXX	XXX	XXX	XXX
2. 2020	XXX	XXX	XXX	XXX	XXX	XXX	XXX	XXX	XXX	XXX	XXX	XXX
3. 2021	XXX	XXX	XXX	XXX	XXX	XXX	XXX	XXX	XXX	XXX	XXX	XXX
4. Totals												

ANNUAL STATEMENT FOR THE YEAR 2021 OF THE REPUBLIC-FRANKLIN INSURANCE COMPANY

SCHEDULE P - PART 3A - HOMEOWNERS/FAROWNERS

Years in Which Losses Were Incurred	CUMULATIVE PAID NET LOSSES AND DEFENSE AND COST CONTAINMENT EXPENSES REPORTED AT YEAR END (\$000 OMITTED)										11 Number of Claims Closed With Loss Payment	12 Number of Claims Closed Without Loss Payment
	1	2	3	4	5	6	7	8	9	10		
	2012	2013	2014	2015	2016	2017	2018	2019	2020	2021		
1. Prior	.000	.55	.80	.85	.80	.97	105	105	105	108	8	
2. 2012	644	981	1,008	1,043	1,045	1,046	1,046	1,046	1,047	1,047	133	41
3. 2013	XXX	365	492	502	513	517	524	523	523	523	56	35
4. 2014	XXX	XXX	519	685	715	718	723	731	742	743	60	35
5. 2015	XXX	XXX	XXX	657	754	773	798	817	817	817	72	29
6. 2016	XXX	XXX	XXX	XXX	442	611	640	671	681	691	56	28
7. 2017	XXX	XXX	XXX	XXX	XXX	478	636	682	688	689	62	32
8. 2018	XXX	XXX	XXX	XXX	XXX	XXX	577	760	782	793	75	34
9. 2019	XXX	XXX	XXX	XXX	XXX	XXX	XXX	519	782	809	58	27
10. 2020	XXX	XXX	XXX	XXX	XXX	XXX	XXX	XXX	711	966	87	31
11. 2021	XXX	XXX	XXX	XXX	XXX	XXX	XXX	XXX	XXX	781	54	27

SCHEDULE P - PART 3B - PRIVATE PASSENGER AUTO LIABILITY/MEDICAL

1. Prior	.000	.625	.868	1,014	1,099	1,116	1,134	1,136	1,139	1,142	121	
2. 2012	554	1,135	1,444	1,602	1,678	1,705	1,717	1,724	1,724	1,725	378	362
3. 2013	XXX	606	1,166	1,512	1,652	1,700	1,719	1,731	1,734	1,739	375	342
4. 2014	XXX	XXX	629	1,311	1,694	1,849	1,938	1,968	1,982	1,988	388	357
5. 2015	XXX	XXX	XXX	712	1,572	1,965	2,121	2,201	2,243	2,274	398	376
6. 2016	XXX	XXX	XXX	XXX	799	1,706	2,110	2,297	2,371	2,421	445	434
7. 2017	XXX	XXX	XXX	XXX	XXX	897	1,862	2,342	2,557	2,652	491	436
8. 2018	XXX	XXX	XXX	XXX	XXX	XXX	895	1,730	2,169	2,338	440	391
9. 2019	XXX	XXX	XXX	XXX	XXX	XXX	XXX	985	1,921	2,306	431	370
10. 2020	XXX	XXX	XXX	XXX	XXX	XXX	XXX	XXX	815	1,645	313	300
11. 2021	XXX	XXX	XXX	XXX	XXX	XXX	XXX	XXX	XXX	964	213	284

SCHEDULE P - PART 3C - COMMERCIAL AUTO/TRUCK LIABILITY/MEDICAL

1. Prior	.000	.978	1,698	2,215	2,583	2,691	2,788	2,831	2,848	2,881	53	
2. 2012	257	490	839	1,059	1,294	1,419	1,465	1,492	1,512	1,521	115	100
3. 2013	XXX	328	684	972	1,179	1,381	1,571	1,716	1,731	1,748	138	113
4. 2014	XXX	XXX	396	738	1,163	1,481	1,656	1,806	1,837	1,879	153	125
5. 2015	XXX	XXX	XXX	478	931	1,250	1,635	1,934	2,079	2,114	159	143
6. 2016	XXX	XXX	XXX	XXX	466	994	1,505	2,007	2,213	2,437	165	159
7. 2017	XXX	XXX	XXX	XXX	XXX	469	912	1,270	1,618	1,832	161	151
8. 2018	XXX	XXX	XXX	XXX	XXX	XXX	548	1,041	1,452	1,952	180	181
9. 2019	XXX	XXX	XXX	XXX	XXX	XXX	XXX	565	1,135	1,649	172	178
10. 2020	XXX	XXX	XXX	XXX	XXX	XXX	XXX	XXX	458	1,011	115	126
11. 2021	XXX	XXX	XXX	XXX	XXX	XXX	XXX	XXX	XXX	639	84	116

**SCHEDULE P - PART 3D - WORKERS' COMPENSATION
(EXCLUDING EXCESS WORKERS' COMPENSATION)**

1. Prior	.000	1,733	2,727	3,527	4,154	4,645	5,073	5,367	5,587	5,780	168	
2. 2012	468	1,102	1,511	1,772	1,925	2,006	2,078	2,124	2,138	2,167	151	40
3. 2013	XXX	484	1,132	1,548	1,747	1,900	1,958	1,994	2,017	2,030	138	39
4. 2014	XXX	XXX	484	1,109	1,576	1,872	2,013	2,086	2,156	2,187	126	33
5. 2015	XXX	XXX	XXX	528	1,162	1,543	1,821	1,952	2,039	2,078	108	30
6. 2016	XXX	XXX	XXX	XXX	458	1,184	1,640	1,885	2,006	2,079	108	33
7. 2017	XXX	XXX	XXX	XXX	XXX	467	1,160	1,641	1,884	2,051	113	32
8. 2018	XXX	XXX	XXX	XXX	XXX	XXX	642	1,503	2,003	2,338	122	37
9. 2019	XXX	XXX	XXX	XXX	XXX	XXX	XXX	678	1,577	2,155	117	40
10. 2020	XXX	XXX	XXX	XXX	XXX	XXX	XXX	XXX	510	1,320	72	30
11. 2021	XXX	XXX	XXX	XXX	XXX	XXX	XXX	XXX	XXX	707	46	30

SCHEDULE P - PART 3E - COMMERCIAL MULTIPLE PERIL

1. Prior	.000	1,411	2,395	3,000	3,378	3,767	3,985	4,193	4,351	4,525	65	
2. 2012	991	1,701	2,001	2,348	2,438	2,572	2,699	2,751	2,765	2,777	144	162
3. 2013	XXX	632	1,137	1,329	1,568	1,854	2,035	2,136	2,164	2,185	94	114
4. 2014	XXX	XXX	1,061	1,714	2,050	2,414	2,644	2,803	2,910	2,985	102	100
5. 2015	XXX	XXX	XXX	1,113	1,798	2,144	2,478	2,775	2,850	2,931	98	87
6. 2016	XXX	XXX	XXX	XXX	1,058	1,650	2,009	2,345	2,574	2,668	102	92
7. 2017	XXX	XXX	XXX	XXX	XXX	1,299	1,960	2,336	2,659	2,897	115	107
8. 2018	XXX	XXX	XXX	XXX	XXX	XXX	1,570	2,452	2,824	3,150	134	126
9. 2019	XXX	XXX	XXX	XXX	XXX	XXX	XXX	1,687	2,781	3,319	120	126
10. 2020	XXX	XXX	XXX	XXX	XXX	XXX	XXX	XXX	1,482	2,573	108	146
11. 2021	XXX	XXX	XXX	XXX	XXX	XXX	XXX	XXX	XXX	2,756	71	86

ANNUAL STATEMENT FOR THE YEAR 2021 OF THE REPUBLIC-FRANKLIN INSURANCE COMPANY

SCHEDULE P - PART 3F - SECTION 1 - MEDICAL PROFESSIONAL LIABILITY - OCCURRENCE

Years in Which Losses Were Incurred	CUMULATIVE PAID NET LOSSES AND DEFENSE AND COST CONTAINMENT EXPENSES REPORTED AT YEAR END (\$000 OMITTED)										11 Number of Claims Closed With Loss Payment	12 Number of Claims Closed Without Loss Payment	
	1	2	3	4	5	6	7	8	9	10			
	2012	2013	2014	2015	2016	2017	2018	2019	2020	2021			
1. Prior	.000												
2. 2012													
3. 2013	XXX												
4. 2014	XXX	XXX											
5. 2015	XXX	XXX	XXX										
6. 2016	XXX	XXX	XXX	XXX									
7. 2017	XXX	XXX	XXX	XXX	XXX								
8. 2018	XXX	XXX	XXX	XXX	XXX	XXX							
9. 2019	XXX	XXX	XXX	XXX	XXX	XXX	XXX						
10. 2020	XXX	XXX	XXX	XXX	XXX	XXX	XXX	XXX					
11. 2021	XXX	XXX	XXX	XXX	XXX	XXX	XXX	XXX	XXX				

NONE

SCHEDULE P - PART 3F - SECTION 2 - MEDICAL PROFESSIONAL LIABILITY - CLAIMS-MADE

1. Prior	.000												
2. 2012													
3. 2013	XXX												
4. 2014	XXX	XXX											
5. 2015	XXX	XXX	XXX										
6. 2016	XXX	XXX	XXX	XXX									
7. 2017	XXX	XXX	XXX	XXX	XXX								
8. 2018	XXX	XXX	XXX	XXX	XXX	XXX							
9. 2019	XXX	XXX	XXX	XXX	XXX	XXX	XXX						
10. 2020	XXX	XXX	XXX	XXX	XXX	XXX	XXX	XXX					
11. 2021	XXX	XXX	XXX	XXX	XXX	XXX	XXX	XXX	XXX				

NONE

SCHEDULE P - PART 3G - SPECIAL LIABILITY (OCEAN MARINE, AIRCRAFT (ALL PERILS), BOILER AND MACHINERY)

1. Prior	.000	4	13	25	43	44	44	45	45	46	XXX	XXX
2. 2012											XXX	XXX
3. 2013	XXX										XXX	XXX
4. 2014	XXX	XXX									XXX	XXX
5. 2015	XXX	XXX	XXX								XXX	XXX
6. 2016	XXX	XXX	XXX	XXX							XXX	XXX
7. 2017	XXX	XXX	XXX	XXX	XXX						XXX	XXX
8. 2018	XXX	XXX	XXX	XXX	XXX	XXX					XXX	XXX
9. 2019	XXX	XXX	XXX	XXX	XXX	XXX	XXX				XXX	XXX
10. 2020	XXX	XXX	XXX	XXX	XXX	XXX	XXX	XXX			XXX	XXX
11. 2021	XXX	XXX	XXX	XXX	XXX	XXX	XXX	XXX	XXX		XXX	XXX

SCHEDULE P - PART 3H - SECTION 1 - OTHER LIABILITY - OCCURRENCE

1. Prior	.000	1,296	2,264	3,039	3,323	3,414	3,534	3,628	3,665	3,757	40	
2. 2012	4	103	276	696	896	980	1,030	1,071	1,082	1,086	7	11
3. 2013	XXX	4	101	349	484	731	781	807	828	829	5	7
4. 2014	XXX	XXX	1	19	56	79	91	107	107	107	2	3
5. 2015	XXX	XXX	XXX	3	68	169	197	334	338	451	3	3
6. 2016	XXX	XXX	XXX	XXX	7	17	113	156	275	317	2	2
7. 2017	XXX	XXX	XXX	XXX	XXX	31	38	53	78	84	1	2
8. 2018	XXX	XXX	XXX	XXX	XXX	XXX	1	47	98	121	2	2
9. 2019	XXX	XXX	XXX	XXX	XXX	XXX	XXX	4	92	259	1	3
10. 2020	XXX	XXX	XXX	XXX	XXX	XXX	XXX	XXX	4	75	1	4
11. 2021	XXX	XXX	XXX	XXX	XXX	XXX	XXX	XXX	XXX	3	1	1

SCHEDULE P - PART 3H - SECTION 2 - OTHER LIABILITY - CLAIMS-MADE

1. Prior	.000	711	1,093	1,399	1,605	1,895	2,108	2,120	2,141	2,144	14	
2. 2012	76	376	835	1,002	1,089	1,104	1,203	1,192	1,189	1,191	9	16
3. 2013	XXX	82	276	513	675	912	946	959	1,043	1,062	8	13
4. 2014	XXX	XXX	118	372	602	772	903	944	958	957	9	10
5. 2015	XXX	XXX	XXX	72	240	482	641	713	775	783	7	10
6. 2016	XXX	XXX	XXX	XXX	100	299	575	760	798	959	6	9
7. 2017	XXX	XXX	XXX	XXX	XXX	83	248	422	460	499	6	9
8. 2018	XXX	XXX	XXX	XXX	XXX	XXX	106	289	450	583	6	8
9. 2019	XXX	XXX	XXX	XXX	XXX	XXX	XXX	151	361	466	5	8
10. 2020	XXX	XXX	XXX	XXX	XXX	XXX	XXX	XXX	92	274	3	9
11. 2021	XXX	XXX	XXX	XXX	XXX	XXX	XXX	XXX	XXX	88	1	4

ANNUAL STATEMENT FOR THE YEAR 2021 OF THE REPUBLIC-FRANKLIN INSURANCE COMPANY
SCHEDULE P - PART 3I - SPECIAL PROPERTY (FIRE, ALLIED LINES, INLAND MARINE, EARTHQUAKE, BURGLARY, AND THEFT)

Years in Which Losses Were Incurred	CUMULATIVE PAID NET LOSSES AND DEFENSE AND COST CONTAINMENT EXPENSES REPORTED AT YEAR END (\$000 OMITTED)										11 Number of Claims Closed With Loss Payment	12 Number of Claims Closed Without Loss Payment
	1	2	3	4	5	6	7	8	9	10		
	2012	2013	2014	2015	2016	2017	2018	2019	2020	2021		
1. Prior	XXX	XXX	XXX	XXX	XXX	XXX	XXX	.000	48	54	XXX	XXX
2. 2020	XXX	XXX	XXX	XXX	XXX	XXX	XXX	XXX	98	122	XXX	XXX
3. 2021	XXX	XXX	XXX	XXX	XXX	XXX	XXX	XXX	XXX	47	XXX	XXX

SCHEDULE P - PART 3J - AUTO PHYSICAL DAMAGE

1. Prior	XXX	XXX	XXX	XXX	XXX	XXX	XXX	.000	172	146		
2. 2020	XXX	XXX	XXX	XXX	XXX	XXX	XXX	XXX	1,840	2,015	607	250
3. 2021	XXX	XXX	XXX	XXX	XXX	XXX	XXX	XXX	XXX	2,627	591	265

SCHEDULE P - PART 3K - FIDELITY/SURETY

1. Prior	XXX	XXX	XXX	XXX	XXX	XXX	XXX	.000	(4)	(1)	XXX	XXX
2. 2020	XXX	XXX	XXX	XXX	XXX	XXX	XXX	XXX	1	1	XXX	XXX
3. 2021	XXX	XXX	XXX	XXX	XXX	XXX	XXX	XXX	XXX		XXX	XXX

SCHEDULE P - PART 3L - OTHER (INCLUDING CREDIT, ACCIDENT AND HEALTH)

1. Prior	XXX	XXX	XXX	XXX	XXX	XXX	XXX	.000			XXX	XXX
2. 2020	XXX	XXX	XXX	XXX	XXX	XXX	XXX	XXX			XXX	XXX
3. 2021	XXX	XXX	XXX	XXX	XXX	XXX	XXX	XXX	XXX		XXX	XXX

NONE

SCHEDULE P - PART 3M - INTERNATIONAL

1. Prior	.000										XXX	XXX
2. 2012											XXX	XXX
3. 2013	XXX										XXX	XXX
4. 2014	XXX	XXX									XXX	XXX
5. 2015	XXX	XXX	XXX								XXX	XXX
6. 2016	XXX	XXX	XXX	XXX							XXX	XXX
7. 2017	XXX	XXX	XXX	XXX	XXX						XXX	XXX
8. 2018	XXX	XXX	XXX	XXX	XXX	XXX					XXX	XXX
9. 2019	XXX	XXX	XXX	XXX	XXX	XXX	XXX				XXX	XXX
10. 2020	XXX	XXX	XXX	XXX	XXX	XXX	XXX	XXX			XXX	XXX
11. 2021	XXX	XXX	XXX	XXX	XXX	XXX	XXX	XXX	XXX		XXX	XXX

NONE

ANNUAL STATEMENT FOR THE YEAR 2021 OF THE REPUBLIC-FRANKLIN INSURANCE COMPANY

**SCHEDULE P - PART 3N - REINSURANCE
NONPROPORTIONAL ASSUMED PROPERTY**

Years in Which Losses Were Incurred	CUMULATIVE PAID NET LOSSES AND DEFENSE AND COST CONTAINMENT EXPENSES REPORTED AT YEAR END (\$000 OMITTED)										11 Number of Claims Closed With Loss Payment	12 Number of Claims Closed Without Loss Payment
	1	2	3	4	5	6	7	8	9	10		
	2012	2013	2014	2015	2016	2017	2018	2019	2020	2021		
1. Prior	.000	0	0	0	0	0	0	0	0	0	XXX	XXX
2. 2012		0	0	0	0	0	0	0	0	0	XXX	XXX
3. 2013	XXX		0	0	0	0	0	0	0	0	XXX	XXX
4. 2014	XXX	XXX		0	0	0	0	0	0	0	XXX	XXX
5. 2015	XXX	XXX	XXX								XXX	XXX
6. 2016	XXX	XXX	XXX	XXX							XXX	XXX
7. 2017	XXX	XXX	XXX	XXX	XXX						XXX	XXX
8. 2018	XXX	XXX	XXX	XXX	XXX	XXX		0	0	0	XXX	XXX
9. 2019	XXX	XXX	XXX	XXX	XXX	XXX	XXX				XXX	XXX
10. 2020	XXX	XXX	XXX	XXX	XXX	XXX	XXX	XXX			XXX	XXX
11. 2021	XXX	XXX	XXX	XXX	XXX	XXX	XXX	XXX	XXX	XXX	XXX	XXX

**SCHEDULE P - PART 3O - REINSURANCE
NONPROPORTIONAL ASSUMED LIABILITY**

1. Prior	.000										XXX	XXX
2. 2012											XXX	XXX
3. 2013	XXX										XXX	XXX
4. 2014	XXX	XXX									XXX	XXX
5. 2015	XXX	XXX	XXX								XXX	XXX
6. 2016	XXX	XXX	XXX	XXX							XXX	XXX
7. 2017	XXX	XXX	XXX	XXX	XXX						XXX	XXX
8. 2018	XXX	XXX	XXX	XXX	XXX	XXX					XXX	XXX
9. 2019	XXX	XXX	XXX	XXX	XXX	XXX	XXX				XXX	XXX
10. 2020	XXX	XXX	XXX	XXX	XXX	XXX	XXX	XXX			XXX	XXX
11. 2021	XXX	XXX	XXX	XXX	XXX	XXX	XXX	XXX	XXX	XXX	XXX	XXX

**SCHEDULE P - PART 3P - REINSURANCE
NONPROPORTIONAL ASSUMED FINANCIAL LINES**

1. Prior	.000										XXX	XXX
2. 2012											XXX	XXX
3. 2013	XXX										XXX	XXX
4. 2014	XXX	XXX									XXX	XXX
5. 2015	XXX	XXX	XXX								XXX	XXX
6. 2016	XXX	XXX	XXX	XXX							XXX	XXX
7. 2017	XXX	XXX	XXX	XXX	XXX						XXX	XXX
8. 2018	XXX	XXX	XXX	XXX	XXX	XXX					XXX	XXX
9. 2019	XXX	XXX	XXX	XXX	XXX	XXX	XXX				XXX	XXX
10. 2020	XXX	XXX	XXX	XXX	XXX	XXX	XXX	XXX			XXX	XXX
11. 2021	XXX	XXX	XXX	XXX	XXX	XXX	XXX	XXX	XXX	XXX	XXX	XXX

ANNUAL STATEMENT FOR THE YEAR 2021 OF THE REPUBLIC-FRANKLIN INSURANCE COMPANY
SCHEDULE P - PART 3R - SECTION 1 - PRODUCTS LIABILITY - OCCURRENCE

Years in Which Losses Were Incurred	CUMULATIVE PAID NET LOSSES AND DEFENSE AND COST CONTAINMENT EXPENSES REPORTED AT YEAR END (\$000 OMITTED)										11 Number of Claims Closed With Loss Payment	12 Number of Claims Closed Without Loss Payment
	1	2	3	4	5	6	7	8	9	10		
	2012	2013	2014	2015	2016	2017	2018	2019	2020	2021		
1. Prior.....	.000	.17	.20	.26	.29	.30	.31	.31	.31	.31	3	
2. 2012.....	.0	.1	.1	.2	.2	.2	.2	.2	.2	.2		1
3. 2013.....	XXX	.0	.0	.0	.0	.0	.0	.0	.0	.0		1
4. 2014.....	XXX	XXX	.1	.1	.1	.1	.1	.2	.2	.2		1
5. 2015.....	XXX	XXX	XXX	.0	.2	.3	.5	.7	.7	.7		1
6. 2016.....	XXX	XXX	XXX	XXX	.0	.0	.1	.1	.1	.1		.0
7. 2017.....	XXX	XXX	XXX	XXX	XXX							
8. 2018.....	XXX	XXX	XXX	XXX	XXX	XXX			.0	.0	.0	.0
9. 2019.....	XXX	XXX	XXX	XXX	XXX	XXX	XXX		.0	.0	.0	.0
10. 2020.....	XXX	XXX	XXX	XXX	XXX	XXX	XXX	XXX	.0	.0		.0
11. 2021.....	XXX	XXX	XXX	XXX	XXX	XXX	XXX	XXX	XXX	.0	0	0

SCHEDULE P - PART 3R - SECTION 2 - PRODUCTS LIABILITY - CLAIMS-MADE

1. Prior.....	.000											
2. 2012.....												
3. 2013.....	XXX											
4. 2014.....	XXX	XXX										
5. 2015.....	XXX	XXX	XXX									
6. 2016.....	XXX	XXX	XXX	XXX								
7. 2017.....	XXX	XXX	XXX	XXX	XXX							
8. 2018.....	XXX	XXX	XXX	XXX	XXX	XXX						
9. 2019.....	XXX	XXX	XXX	XXX	XXX	XXX	XXX					
10. 2020.....	XXX	XXX	XXX	XXX	XXX	XXX	XXX	XXX				
11. 2021.....	XXX	XXX	XXX	XXX	XXX	XXX	XXX	XXX	XXX			

NONE

SCHEDULE P - PART 3S - FINANCIAL GUARANTY/MORTGAGE GUARANTY

1. Prior.....	XXX	XXX	XXX	XXX	XXX	XXX	XXX	XXX	XXX	XXX	XXX	XXX
2. 2020.....	XXX	XXX	XXX	XXX	XXX	XXX	XXX	XXX	XXX	XXX	XXX	XXX
3. 2021.....	XXX	XXX	XXX	XXX	XXX	XXX	XXX	XXX	XXX	XXX	XXX	XXX

NONE

SCHEDULE P - PART 3T - WARRANTY

1. Prior.....	XXX	XXX	XXX	XXX	XXX	XXX	XXX	XXX	XXX	XXX	XXX	XXX
2. 2020.....	XXX	XXX	XXX	XXX	XXX	XXX	XXX	XXX	XXX	XXX	XXX	XXX
3. 2021.....	XXX	XXX	XXX	XXX	XXX	XXX	XXX	XXX	XXX	XXX	XXX	XXX

NONE

ANNUAL STATEMENT FOR THE YEAR 2021 OF THE REPUBLIC-FRANKLIN INSURANCE COMPANY

SCHEDULE P - PART 4A - HOMEOWNERS/FAROWNERS

Years in Which Losses Were Incurred	BULK AND IBNR RESERVES ON NET LOSSES AND DEFENSE AND COST CONTAINMENT EXPENSES REPORTED AT YEAR END (\$000 OMITTED)									
	1	2	3	4	5	6	7	8	9	10
	2012	2013	2014	2015	2016	2017	2018	2019	2020	2021
1. Prior	32	19	8	4	1					
2. 2012	70	21	13	8	4	1				
3. 2013	XXX	60	13	7	3	1	0			
4. 2014	XXX	XXX	65	14	7	2	2	0		
5. 2015	XXX	XXX	XXX	65	14	5	3	1	1	
6. 2016	XXX	XXX	XXX	XXX	52	5	4	2	1	1
7. 2017	XXX	XXX	XXX	XXX	XXX	25	6	5	2	1
8. 2018	XXX	XXX	XXX	XXX	XXX	XXX	34	11	5	2
9. 2019	XXX	XXX	XXX	XXX	XXX	XXX	XXX	59	14	5
10. 2020	XXX	XXX	XXX	XXX	XXX	XXX	XXX	XXX	79	15
11. 2021	XXX	XXX	XXX	XXX	XXX	XXX	XXX	XXX	XXX	78

SCHEDULE P - PART 4B - PRIVATE PASSENGER AUTO LIABILITY/MEDICAL

1. Prior	321	91	40	7	2	0				
2. 2012	396	193	59	30	9	8	0			
3. 2013	XXX	439	192	82	33	19	13			
4. 2014	XXX	XXX	481	230	66	70	11	5	0	
5. 2015	XXX	XXX	XXX	557	252	113	49	3	2	0
6. 2016	XXX	XXX	XXX	XXX	716	388	93	29	5	4
7. 2017	XXX	XXX	XXX	XXX	XXX	966	281	69	16	12
8. 2018	XXX	XXX	XXX	XXX	XXX	XXX	892	282	94	21
9. 2019	XXX	XXX	XXX	XXX	XXX	XXX	XXX	959	355	75
10. 2020	XXX	XXX	XXX	XXX	XXX	XXX	XXX	XXX	931	273
11. 2021	XXX	XXX	XXX	XXX	XXX	XXX	XXX	XXX	XXX	888

SCHEDULE P - PART 4C - COMMERCIAL AUTO/TRUCK LIABILITY/MEDICAL

1. Prior	751	340	149	30	11	10	4	7	1	0
2. 2012	683	365	187	94	44	35	8	10	3	6
3. 2013	XXX	747	443	250	122	71	41	14	4	5
4. 2014	XXX	XXX	800	484	325	236	103	53	12	9
5. 2015	XXX	XXX	XXX	944	700	436	258	128	57	25
6. 2016	XXX	XXX	XXX	XXX	1,113	886	514	300	147	65
7. 2017	XXX	XXX	XXX	XXX	XXX	1,357	825	451	257	111
8. 2018	XXX	XXX	XXX	XXX	XXX	XXX	1,610	998	573	262
9. 2019	XXX	XXX	XXX	XXX	XXX	XXX	XXX	1,733	1,130	603
10. 2020	XXX	XXX	XXX	XXX	XXX	XXX	XXX	XXX	1,796	1,061
11. 2021	XXX	XXX	XXX	XXX	XXX	XXX	XXX	XXX	XXX	2,166

**SCHEDULE P - PART 4D - WORKERS' COMPENSATION
(EXCLUDING EXCESS WORKERS' COMPENSATION)**

1. Prior	4,152	3,599	3,068	2,610	2,196	2,064	2,071	1,902	1,896	1,611
2. 2012	1,466	866	623	456	407	295	257	201	190	169
3. 2013	XXX	1,536	889	610	451	353	278	235	198	169
4. 2014	XXX	XXX	1,679	843	556	396	354	263	215	180
5. 2015	XXX	XXX	XXX	1,593	823	537	394	312	259	219
6. 2016	XXX	XXX	XXX	XXX	1,608	887	572	386	287	256
7. 2017	XXX	XXX	XXX	XXX	XXX	1,762	880	544	361	309
8. 2018	XXX	XXX	XXX	XXX	XXX	XXX	1,834	1,003	601	451
9. 2019	XXX	XXX	XXX	XXX	XXX	XXX	XXX	1,978	954	612
10. 2020	XXX	XXX	XXX	XXX	XXX	XXX	XXX	XXX	1,738	789
11. 2021	XXX	XXX	XXX	XXX	XXX	XXX	XXX	XXX	XXX	1,764

SCHEDULE P - PART 4E - COMMERCIAL MULTIPLE PERIL

1. Prior	2,075	1,341	914	547	426	485	324	219	330	300
2. 2012	858	557	327	244	148	135	122	79	68	46
3. 2013	XXX	1,099	668	425	229	234	198	143	109	73
4. 2014	XXX	XXX	1,188	823	556	357	303	213	171	112
5. 2015	XXX	XXX	XXX	1,361	938	632	461	316	241	180
6. 2016	XXX	XXX	XXX	XXX	1,485	873	579	378	279	194
7. 2017	XXX	XXX	XXX	XXX	XXX	1,687	1,022	630	427	283
8. 2018	XXX	XXX	XXX	XXX	XXX	XXX	1,847	1,124	802	532
9. 2019	XXX	XXX	XXX	XXX	XXX	XXX	XXX	2,163	1,485	973
10. 2020	XXX	XXX	XXX	XXX	XXX	XXX	XXX	XXX	2,343	1,494
11. 2021	XXX	XXX	XXX	XXX	XXX	XXX	XXX	XXX	XXX	2,518

ANNUAL STATEMENT FOR THE YEAR 2021 OF THE REPUBLIC-FRANKLIN INSURANCE COMPANY

SCHEDULE P - PART 4F - SECTION 1 - MEDICAL PROFESSIONAL LIABILITY - OCCURRENCE

Years in Which Losses Were Incurred	BULK AND IBNR RESERVES ON NET LOSSES AND DEFENSE AND COST CONTAINMENT EXPENSES REPORTED AT YEAR END (\$000 OMITTED)									
	1	2	3	4	5	6	7	8	9	10
	2012	2013	2014	2015	2016	2017	2018	2019	2020	2021
1. Prior										
2. 2012										
3. 2013	XXX									
4. 2014	XXX	XXX								
5. 2015	XXX	XXX	XX							
6. 2016	XXX	XXX	XX	XX						
7. 2017	XXX	XXX	XX	XXX	XXX					
8. 2018	XXX	XXX	XXX	XXX	XXX	XXX				
9. 2019	XXX	XXX	XXX	XXX	XXX	XXX	XXX			
10. 2020	XXX	XXX	XXX	XXX	XXX	XXX	XXX	XXX		
11. 2021	XXX	XXX	XXX	XXX	XXX	XXX	XXX	XXX	XXX	

NONE

SCHEDULE P - PART 4F - SECTION 2 - MEDICAL PROFESSIONAL LIABILITY - CLAIMS-MADE

1. Prior										
2. 2012										
3. 2013	XXX									
4. 2014	XXX	XXX								
5. 2015	XXX	XXX	XXX							
6. 2016	XXX	XXX	XX	XX						
7. 2017	XXX	XXX	XX	XX	XX					
8. 2018	XXX	XXX	XX	XX	XX	XX				
9. 2019	XXX	XXX	XX	XXX	XXX	XXX	XXX			
10. 2020	XXX	XXX	XXX	XXX	XXX	XXX	XXX	XXX		
11. 2021	XXX	XXX	XXX	XXX	XXX	XXX	XXX	XXX	XXX	XXX

NONE

SCHEDULE P - PART 4G - SPECIAL LIABILITY (OCEAN MARINE, AIRCRAFT (ALL PERILS), BOILER AND MACHINERY)

1. Prior	3	4	5	22	22	28	2	2	55	57
2. 2012										
3. 2013	XXX									
4. 2014	XXX	XXX								
5. 2015	XXX	XXX	XXX							
6. 2016	XXX	XXX	XXX	XXX						
7. 2017	XXX	XXX	XXX	XXX	XXX					
8. 2018	XXX	XXX	XXX	XXX	XXX	XXX				
9. 2019	XXX	XXX	XXX	XXX	XXX	XXX	XXX			
10. 2020	XXX	XXX	XXX	XXX	XXX	XXX	XXX	XXX		
11. 2021	XXX	XXX	XXX	XXX	XXX	XXX	XXX	XXX	XXX	

SCHEDULE P - PART 4H - SECTION 1 - OTHER LIABILITY - OCCURRENCE

1. Prior	1,844	1,568	976	607	611	569	603	600	558	610
2. 2012	861	627	355	164	102	36	60	23	9	6
3. 2013	XXX	855	610	270	150	98	88	50	22	9
4. 2014	XXX	XXX	670	385	206	112	95	83	44	23
5. 2015	XXX	XXX	XXX	515	387	239	152	117	81	44
6. 2016	XXX	XXX	XXX	XXX	457	364	235	163	116	79
7. 2017	XXX	XXX	XXX	XXX	XXX	578	398	257	166	104
8. 2018	XXX	XXX	XXX	XXX	XXX	XXX	614	451	299	184
9. 2019	XXX	XXX	XXX	XXX	XXX	XXX	XXX	702	538	319
10. 2020	XXX	XXX	XXX	XXX	XXX	XXX	XXX	XXX	802	513
11. 2021	XXX	XXX	XXX	XXX	XXX	XXX	XXX	XXX	XXX	878

SCHEDULE P - PART 4H - SECTION 2 - OTHER LIABILITY - CLAIMS-MADE

1. Prior	1,163	616	343	152	76	62	47	27	19	8
2. 2012	702	550	314	208	117	70	45	29	19	11
3. 2013	XXX	777	489	251	162	107	59	19	21	15
4. 2014	XXX	XXX	852	537	285	200	118	69	39	23
5. 2015	XXX	XXX	XXX	803	481	238	169	95	62	30
6. 2016	XXX	XXX	XXX	XXX	750	509	314	189	113	66
7. 2017	XXX	XXX	XXX	XXX	XXX	702	443	249	133	76
8. 2018	XXX	XXX	XXX	XXX	XXX	XXX	711	495	273	181
9. 2019	XXX	XXX	XXX	XXX	XXX	XXX	XXX	744	514	274
10. 2020	XXX	XXX	XXX	XXX	XXX	XXX	XXX	XXX	729	486
11. 2021	XXX	XXX	XXX	XXX	XXX	XXX	XXX	XXX	XXX	750

ANNUAL STATEMENT FOR THE YEAR 2021 OF THE REPUBLIC-FRANKLIN INSURANCE COMPANY
**SCHEDULE P - PART 4I - SPECIAL PROPERTY (FIRE, ALLIED LINES, INLAND MARINE,
 EARTHQUAKE, BURGLARY, AND THEFT)**

Years in Which Losses Were Incurred	BULK AND IBNR RESERVES ON NET LOSSES AND DEFENSE AND COST CONTAINMENT EXPENSES REPORTED AT YEAR END (\$000 OMITTED)									
	1	2	3	4	5	6	7	8	9	10
	2012	2013	2014	2015	2016	2017	2018	2019	2020	2021
1. Prior	XXX	XXX	XXX	XXX	XXX	XXX	XXX	3	0	0
2. 2020	XXX	XXX	XXX	XXX	XXX	XXX	XXX	XXX	3	0
3. 2021	XXX	XXX	XXX	XXX	XXX	XXX	XXX	XXX	XXX	3

SCHEDULE P - PART 4J - AUTO PHYSICAL DAMAGE

1. Prior	XXX	XXX	XXX	XXX	XXX	XXX	XXX	(63)	(22)	(10)
2. 2020	XXX	XXX	XXX	XXX	XXX	XXX	XXX	XXX	(42)	(15)
3. 2021	XXX	XXX	XXX	XXX	XXX	XXX	XXX	XXX	XXX	(50)

SCHEDULE P - PART 4K - FIDELITY/SURETY

1. Prior	XXX	XXX	XXX	XXX	XXX	XXX	XXX	15	5	2
2. 2020	XXX	XXX	XXX	XXX	XXX	XXX	XXX	XXX	5	2
3. 2021	XXX	XXX	XXX	XXX	XXX	XXX	XXX	XXX	XXX	6

SCHEDULE P - PART 4L - OTHER (INCLUDING CREDIT, ACCIDENT AND HEALTH)

1. Prior	XXX	XXX	XXX	XXX	XXX	XXX	XXX			
2. 2020	XXX	XXX	XXX	XXX	XXX	XXX	XXX	XXX		
3. 2021	XXX	XXX	XXX	XXX	XXX	XXX	XXX	XXX	XXX	

NONE

SCHEDULE P - PART 4M - INTERNATIONAL

1. Prior										
2. 2012										
3. 2013	XXX									
4. 2014	XXX	XXX								
5. 2015	XXX	XXX	XXX							
6. 2016	XXX	XXX	XXX	XXX						
7. 2017	XXX	XXX	XXX	XXX	XXX					
8. 2018	XXX	XXX	XXX	XXX	XXX	XXX				
9. 2019	XXX	XXX	XXX	XXX	XXX	XXX	XXX			
10. 2020	XXX	XXX	XXX	XXX	XXX	XXX	XXX	XXX		
11. 2021	XXX	XXX	XXX	XXX	XXX	XXX	XXX	XXX	XXX	

NONE

ANNUAL STATEMENT FOR THE YEAR 2021 OF THE REPUBLIC-FRANKLIN INSURANCE COMPANY

**SCHEDULE P - PART 4N - REINSURANCE
NONPROPORTIONAL ASSUMED PROPERTY**

Years in Which Losses Were Incurred	BULK AND IBNR RESERVES ON NET LOSSES AND DEFENSE AND COST CONTAINMENT EXPENSES REPORTED AT YEAR END (\$000 OMITTED)									
	1	2	3	4	5	6	7	8	9	10
	2012	2013	2014	2015	2016	2017	2018	2019	2020	2021
1. Prior										
2. 2012										
3. 2013	XXX									
4. 2014	XXX	XXX		0						
5. 2015	XXX	XXX	XXX							
6. 2016	XXX	XXX	XXX	XXX						
7. 2017	XXX	XXX	XXX	XXX	XXX					
8. 2018	XXX	XXX	XXX	XXX	XXX	XXX				
9. 2019	XXX	XXX	XXX	XXX	XXX	XXX	XXX			
10. 2020	XXX	XXX	XXX	XXX	XXX	XXX	XXX	XXX		
11. 2021	XXX	XXX	XXX	XXX	XXX	XXX	XXX	XXX	XXX	

**SCHEDULE P - PART 4O - REINSURANCE
NONPROPORTIONAL ASSUMED LIABILITY**

1. Prior										
2. 2012										
3. 2013	XXX									
4. 2014	XXX	XXX								
5. 2015	XXX	XXX	XXX							
6. 2016	XXX	XXX	XXX	XXX						
7. 2017	XXX	XXX	XXX	XXX	XXX					
8. 2018	XXX	XXX	XXX	XXX	XXX	XXX				
9. 2019	XXX	XXX	XXX	XXX	XXX	XXX	XXX			
10. 2020	XXX	XXX	XXX	XXX	XXX	XXX	XXX	XXX		
11. 2021	XXX	XXX	XXX	XXX	XXX	XXX	XXX	XXX	XXX	

**SCHEDULE P - PART 4P - REINSURANCE
NONPROPORTIONAL ASSUMED FINANCIAL LINES**

1. Prior										
2. 2012										
3. 2013	XXX									
4. 2014	XXX	XXX								
5. 2015	XXX	XXX	XXX							
6. 2016	XXX	XXX	XXX	XXX						
7. 2017	XXX	XXX	XXX	XXX	XXX					
8. 2018	XXX	XXX	XXX	XXX	XXX	XXX				
9. 2019	XXX	XXX	XXX	XXX	XXX	XXX	XXX			
10. 2020	XXX	XXX	XXX	XXX	XXX	XXX	XXX	XXX		
11. 2021	XXX	XXX	XXX	XXX	XXX	XXX	XXX	XXX	XXX	

ANNUAL STATEMENT FOR THE YEAR 2021 OF THE REPUBLIC-FRANKLIN INSURANCE COMPANY
SCHEDULE P - PART 4R - SECTION 1 - PRODUCTS LIABILITY - OCCURRENCE

Years in Which Losses Were Incurred	BULK AND IBNR RESERVES ON NET LOSSES AND DEFENSE AND COST CONTAINMENT EXPENSES REPORTED AT YEAR END (\$000 OMITTED)									
	1	2	3	4	5	6	7	8	9	10
	2012	2013	2014	2015	2016	2017	2018	2019	2020	2021
1. Prior	.10	.4	.1	.1	.0	.0	.0			
2. 2012	.4	.4	.3	.1	.0	.0	.0	.0		
3. 2013	.XXX	.7	.4	.2	.0	.0	.0	.0		
4. 2014	.XXX	.XXX	.6	.3	.1	.1	.0	.0	.0	
5. 2015	.XXX	.XXX	.XXX	.7	.3	.2	.1	.0	.0	.0
6. 2016	.XXX	.XXX	.XXX	.XXX	.4	.3	.2	.1	.0	.0
7. 2017	.XXX	.XXX	.XXX	.XXX	.XXX	.4	.3	.1	.0	.0
8. 2018	.XXX	.XXX	.XXX	.XXX	.XXX	.XXX	.4	.2	.1	.0
9. 2019	.XXX	.XXX	.XXX	.XXX	.XXX	.XXX	.XXX	.5	.2	.1
10. 2020	.XXX	.XXX	.XXX	.XXX	.XXX	.XXX	.XXX	.XXX	.3	.2
11. 2021	.XXX	.XXX	.XXX	.XXX	.XXX	.XXX	.XXX	.XXX	.XXX	.3

SCHEDULE P - PART 4R - SECTION 2 - PRODUCTS LIABILITY - CLAIMS-MADE

1. Prior	.0									
2. 2012										
3. 2013	.XXX									
4. 2014	.XXX	.XXX								
5. 2015	.XXX	.XXX	.XXX							
6. 2016	.XXX	.XXX	.XXX	.XXX						
7. 2017	.XXX	.XXX	.XXX	.XXX	.XXX					
8. 2018	.XXX	.XXX	.XXX	.XXX	.XXX	.XXX				
9. 2019	.XXX	.XXX	.XXX	.XXX	.XXX	.XXX	.XXX			
10. 2020	.XXX	.XXX	.XXX	.XXX	.XXX	.XXX	.XXX	.XXX		
11. 2021	.XXX	.XXX	.XXX	.XXX	.XXX	.XXX	.XXX	.XXX	.XXX	

SCHEDULE P - PART 4S - FINANCIAL GUARANTY/MORTGAGE GUARANTY

1. Prior	.XXX	.XXX	.XX	.XXX	.XXX	.XX	.XX			
2. 2020	.XXX	.XXX	.XX	.XX	.XX	.XX	.XXX	.XXX		
3. 2021	.XXX	.XXX	.XX	.XX	.XX	.XX	.XXX	.XXX	.XXX	

NONE

SCHEDULE P - PART 4T - WARRANTY

1. Prior	.XXX	.XXX	.XX	.XXX	.XXX	.XX	.XX			
2. 2020	.XXX	.XXX	.XX	.XX	.XX	.XX	.XXX	.XXX		
3. 2021	.XXX	.XXX	.XX	.XX	.XX	.XX	.XXX	.XXX	.XXX	

NONE

ANNUAL STATEMENT FOR THE YEAR 2021 OF THE REPUBLIC-FRANKLIN INSURANCE COMPANY

SCHEDULE P - PART 5A - HOMEOWNERS/FARMOWNERS

SECTION 1

Years in Which Premiums Were Earned and Losses Were Incurred	CUMULATIVE NUMBER OF CLAIMS CLOSED WITH LOSS PAYMENT DIRECT AND ASSUMED AT YEAR END									
	1	2	3	4	5	6	7	8	9	10
	2012	2013	2014	2015	2016	2017	2018	2019	2020	2021
1. Prior	44	4	1	1	1	0	0	0	0	
2. 2012	79	129	132	132	133	133	133	133	133	133
3. 2013	XXX	35	53	55	56	56	56	56	56	56
4. 2014	XXX	XXX	39	56	59	59	59	60	60	60
5. 2015	XXX	XXX	XXX	50	69	71	72	72	72	72
6. 2016	XXX	XXX	XXX	XXX	35	53	55	56	56	56
7. 2017	XXX	XXX	XXX	XXX	XXX	40	59	61	61	62
8. 2018	XXX	XXX	XXX	XXX	XXX	XXX	49	73	75	75
9. 2019	XXX	XXX	XXX	XXX	XXX	XXX	XXX	37	56	58
10. 2020	XXX	XXX	XXX	XXX	XXX	XXX	XXX	XXX	61	87
11. 2021	XXX	XXX	XXX	XXX	XXX	XXX	XXX	XXX	XXX	54

SECTION 2

Years in Which Premiums Were Earned and Losses Were Incurred	NUMBER OF CLAIMS OUTSTANDING DIRECT AND ASSUMED AT YEAR END									
	1	2	3	4	5	6	7	8	9	10
	2012	2013	2014	2015	2016	2017	2018	2019	2020	2021
1. Prior	6	2	2	1	1	0	0	0	0	0
2. 2012	42	3	1	0	0	0	0	0	0	0
3. 2013	XXX	21	3	1	0	0	0	0	0	0
4. 2014	XXX	XXX	19	2	1	0	0	0	0	0
5. 2015	XXX	XXX	XXX	20	2	1	1	0	0	
6. 2016	XXX	XXX	XXX	XXX	17	2	1	1	0	0
7. 2017	XXX	XXX	XXX	XXX	XXX	16	2	0	0	0
8. 2018	XXX	XXX	XXX	XXX	XXX	XXX	19	2	1	0
9. 2019	XXX	XXX	XXX	XXX	XXX	XXX	XXX	18	2	1
10. 2020	XXX	XXX	XXX	XXX	XXX	XXX	XXX	XXX	22	3
11. 2021	XXX	XXX	XXX	XXX	XXX	XXX	XXX	XXX	XXX	20

SECTION 3

Years in Which Premiums Were Earned and Losses Were Incurred	CUMULATIVE NUMBER OF CLAIMS REPORTED DIRECT AND ASSUMED AT YEAR END									
	1	2	3	4	5	6	7	8	9	10
	2012	2013	2014	2015	2016	2017	2018	2019	2020	2021
1. Prior	24	2	1	1	0	0	0	0	0	0
2. 2012	148	171	173	173	173	174	174	174	174	174
3. 2013	XXX	83	90	91	91	92	92	92	92	92
4. 2014	XXX	XXX	85	92	94	94	94	94	94	94
5. 2015	XXX	XXX	XXX	93	100	101	101	101	101	101
6. 2016	XXX	XXX	XXX	XXX	73	83	84	85	85	85
7. 2017	XXX	XXX	XXX	XXX	XXX	80	92	93	93	93
8. 2018	XXX	XXX	XXX	XXX	XXX	XXX	94	108	110	110
9. 2019	XXX	XXX	XXX	XXX	XXX	XXX	XXX	75	84	85
10. 2020	XXX	XXX	XXX	XXX	XXX	XXX	XXX	XXX	109	121
11. 2021	XXX	XXX	XXX	XXX	XXX	XXX	XXX	XXX	XXX	101

ANNUAL STATEMENT FOR THE YEAR 2021 OF THE REPUBLIC-FRANKLIN INSURANCE COMPANY
SCHEDULE P - PART 5B - PRIVATE PASSENGER AUTO LIABILITY/MEDICAL
SECTION 1

Years in Which Premiums Were Earned and Losses Were Incurred	CUMULATIVE NUMBER OF CLAIMS CLOSED WITH LOSS PAYMENT DIRECT AND ASSUMED AT YEAR END									
	1	2	3	4	5	6	7	8	9	10
	2012	2013	2014	2015	2016	2017	2018	2019	2020	2021
1. Prior	169	67	27	14	6	3	2	1	0	0
2. 2012	202	323	355	368	374	376	377	378	378	378
3. 2013	XXX	209	321	353	365	371	373	374	375	375
4. 2014	XXX	XXX	212	328	364	376	382	386	387	388
5. 2015	XXX	XXX	XXX	205	341	377	389	394	397	398
6. 2016	XXX	XXX	XXX	XXX	234	388	426	437	443	445
7. 2017	XXX	XXX	XXX	XXX	XXX	274	434	472	486	491
8. 2018	XXX	XXX	XXX	XXX	XXX	XXX	265	398	431	440
9. 2019	XXX	XXX	XXX	XXX	XXX	XXX	XXX	271	404	431
10. 2020	XXX	XXX	XXX	XXX	XXX	XXX	XXX	XXX	207	313
11. 2021	XXX	XXX	XXX	XXX	XXX	XXX	XXX	XXX	XXX	213

SECTION 2

Years in Which Premiums Were Earned and Losses Were Incurred	NUMBER OF CLAIMS OUTSTANDING DIRECT AND ASSUMED AT YEAR END									
	1	2	3	4	5	6	7	8	9	10
	2012	2013	2014	2015	2016	2017	2018	2019	2020	2021
1. Prior	117	53	25	12	5	3	2	1	1	1
2. 2012	244	45	21	9	4	2	1	0	0	0
3. 2013	XXX	220	42	20	9	4	2	1	1	0
4. 2014	XXX	XXX	217	47	20	10	4	2	1	1
5. 2015	XXX	XXX	XXX	235	47	20	10	4	2	1
6. 2016	XXX	XXX	XXX	XXX	273	45	20	10	5	2
7. 2017	XXX	XXX	XXX	XXX	XXX	273	48	23	11	6
8. 2018	XXX	XXX	XXX	XXX	XXX	XXX	198	40	16	8
9. 2019	XXX	XXX	XXX	XXX	XXX	XXX	XXX	170	40	19
10. 2020	XXX	XXX	XXX	XXX	XXX	XXX	XXX	XXX	146	36
11. 2021	XXX	XXX	XXX	XXX	XXX	XXX	XXX	XXX	XXX	174

SECTION 3

Years in Which Premiums Were Earned and Losses Were Incurred	CUMULATIVE NUMBER OF CLAIMS REPORTED DIRECT AND ASSUMED AT YEAR END									
	1	2	3	4	5	6	7	8	9	10
	2012	2013	2014	2015	2016	2017	2018	2019	2020	2021
1. Prior	75	18	6	3	2	1	0	0	0	0
2. 2012	680	725	733	736	738	739	740	740	740	740
3. 2013	XXX	662	704	712	715	716	717	718	718	718
4. 2014	XXX	XXX	678	728	737	741	743	745	745	746
5. 2015	XXX	XXX	XXX	698	759	769	773	774	775	776
6. 2016	XXX	XXX	XXX	XXX	800	863	874	879	881	881
7. 2017	XXX	XXX	XXX	XXX	XXX	845	917	929	932	934
8. 2018	XXX	XXX	XXX	XXX	XXX	XXX	772	826	835	839
9. 2019	XXX	XXX	XXX	XXX	XXX	XXX	XXX	752	810	820
10. 2020	XXX	XXX	XXX	XXX	XXX	XXX	XXX	XXX	598	649
11. 2021	XXX	XXX	XXX	XXX	XXX	XXX	XXX	XXX	XXX	672

ANNUAL STATEMENT FOR THE YEAR 2021 OF THE REPUBLIC-FRANKLIN INSURANCE COMPANY
SCHEDULE P - PART 5C - COMMERCIAL AUTO/TRUCK LIABILITY/MEDICAL
SECTION 1

Years in Which Premiums Were Earned and Losses Were Incurred	CUMULATIVE NUMBER OF CLAIMS CLOSED WITH LOSS PAYMENT DIRECT AND ASSUMED AT YEAR END									
	1	2	3	4	5	6	7	8	9	10
	2012	2013	2014	2015	2016	2017	2018	2019	2020	2021
1. Prior	61	24	13	7	4	2	2	0	0	0
2. 2012	66	99	107	110	112	114	115	115	115	115
3. 2013	XXX	79	121	128	132	135	137	137	138	138
4. 2014	XXX	XXX	93	134	143	148	151	152	152	153
5. 2015	XXX	XXX	XXX	93	141	150	155	158	159	159
6. 2016	XXX	XXX	XXX	XXX	93	145	155	161	164	165
7. 2017	XXX	XXX	XXX	XXX	XXX	91	143	153	158	161
8. 2018	XXX	XXX	XXX	XXX	XXX	XXX	101	163	175	180
9. 2019	XXX	XXX	XXX	XXX	XXX	XXX	XXX	103	160	172
10. 2020	XXX	XXX	XXX	XXX	XXX	XXX	XXX	XXX	71	115
11. 2021	XXX	XXX	XXX	XXX	XXX	XXX	XXX	XXX	XXX	84

SECTION 2

Years in Which Premiums Were Earned and Losses Were Incurred	NUMBER OF CLAIMS OUTSTANDING DIRECT AND ASSUMED AT YEAR END									
	1	2	3	4	5	6	7	8	9	10
	2012	2013	2014	2015	2016	2017	2018	2019	2020	2021
1. Prior	47	24	14	8	5	4	2	2	2	1
2. 2012	52	14	7	4	2	1	0	0	0	0
3. 2013	XXX	61	14	8	5	2	1	1	0	0
4. 2014	XXX	XXX	59	16	8	4	2	1	1	1
5. 2015	XXX	XXX	XXX	65	17	9	5	2	1	1
6. 2016	XXX	XXX	XXX	XXX	69	18	10	6	3	2
7. 2017	XXX	XXX	XXX	XXX	XXX	67	17	10	7	4
8. 2018	XXX	XXX	XXX	XXX	XXX	XXX	75	21	13	9
9. 2019	XXX	XXX	XXX	XXX	XXX	XXX	XXX	71	22	14
10. 2020	XXX	XXX	XXX	XXX	XXX	XXX	XXX	XXX	58	19
11. 2021	XXX	XXX	XXX	XXX	XXX	XXX	XXX	XXX	XXX	85

SECTION 3

Years in Which Premiums Were Earned and Losses Were Incurred	CUMULATIVE NUMBER OF CLAIMS REPORTED DIRECT AND ASSUMED AT YEAR END									
	1	2	3	4	5	6	7	8	9	10
	2012	2013	2014	2015	2016	2017	2018	2019	2020	2021
1. Prior	37	12	6	3	3	2	1	1	0	0
2. 2012	187	207	210	212	213	214	214	214	215	215
3. 2013	XXX	221	242	246	249	250	251	251	252	252
4. 2014	XXX	XXX	245	269	274	276	277	278	278	278
5. 2015	XXX	XXX	XXX	266	293	299	301	302	303	303
6. 2016	XXX	XXX	XXX	XXX	283	315	322	325	326	326
7. 2017	XXX	XXX	XXX	XXX	XXX	272	306	312	315	316
8. 2018	XXX	XXX	XXX	XXX	XXX	XXX	313	358	367	370
9. 2019	XXX	XXX	XXX	XXX	XXX	XXX	XXX	315	356	365
10. 2020	XXX	XXX	XXX	XXX	XXX	XXX	XXX	XXX	227	260
11. 2021	XXX	XXX	XXX	XXX	XXX	XXX	XXX	XXX	XXX	285

ANNUAL STATEMENT FOR THE YEAR 2021 OF THE REPUBLIC-FRANKLIN INSURANCE COMPANY

SCHEDULE P - PART 5D - WORKERS' COMPENSATION
(EXCLUDING EXCESS WORKERS' COMPENSATION)

SECTION 1

Years in Which Premiums Were Earned and Losses Were Incurred	CUMULATIVE NUMBER OF CLAIMS CLOSED WITH LOSS PAYMENT DIRECT AND ASSUMED AT YEAR END									
	1	2	3	4	5	6	7	8	9	10
	2012	2013	2014	2015	2016	2017	2018	2019	2020	2021
1. Prior	128	52	34	24	17	13	9	8	6	5
2. 2012	54	110	129	137	142	146	148	150	150	151
3. 2013	XXX	46	99	117	125	130	133	136	137	138
4. 2014	XXX	XXX	39	90	106	113	118	123	125	126
5. 2015	XXX	XXX	XXX	38	81	94	101	104	106	108
6. 2016	XXX	XXX	XXX	XXX	35	81	96	102	106	108
7. 2017	XXX	XXX	XXX	XXX	XXX	40	88	102	109	113
8. 2018	XXX	XXX	XXX	XXX	XXX	XXX	47	100	114	122
9. 2019	XXX	XXX	XXX	XXX	XXX	XXX	XXX	47	100	117
10. 2020	XXX	XXX	XXX	XXX	XXX	XXX	XXX	XXX	35	72
11. 2021	XXX	XXX	XXX	XXX	XXX	XXX	XXX	XXX	XXX	46

SECTION 2

Years in Which Premiums Were Earned and Losses Were Incurred	NUMBER OF CLAIMS OUTSTANDING DIRECT AND ASSUMED AT YEAR END									
	1	2	3	4	5	6	7	8	9	10
	2012	2013	2014	2015	2016	2017	2018	2019	2020	2021
1. Prior	129	97	75	62	52	46	42	38	35	32
2. 2012	75	26	13	8	5	4	3	3	2	2
3. 2013	XXX	76	27	13	8	5	3	3	2	2
4. 2014	XXX	XXX	70	24	11	7	5	3	3	2
5. 2015	XXX	XXX	XXX	57	19	11	5	4	3	2
6. 2016	XXX	XXX	XXX	XXX	63	21	11	7	5	3
7. 2017	XXX	XXX	XXX	XXX	XXX	64	21	11	7	5
8. 2018	XXX	XXX	XXX	XXX	XXX	XXX	68	23	13	8
9. 2019	XXX	XXX	XXX	XXX	XXX	XXX	XXX	72	24	14
10. 2020	XXX	XXX	XXX	XXX	XXX	XXX	XXX	XXX	48	18
11. 2021	XXX	XXX	XXX	XXX	XXX	XXX	XXX	XXX	XXX	64

SECTION 3

Years in Which Premiums Were Earned and Losses Were Incurred	CUMULATIVE NUMBER OF CLAIMS REPORTED DIRECT AND ASSUMED AT YEAR END									
	1	2	3	4	5	6	7	8	9	10
	2012	2013	2014	2015	2016	2017	2018	2019	2020	2021
1. Prior	48	25	15	12	8	8	5	4	3	2
2. 2012	155	173	180	184	187	189	191	192	193	193
3. 2013	XXX	147	163	168	171	173	175	177	178	179
4. 2014	XXX	XXX	130	145	150	154	156	160	161	161
5. 2015	XXX	XXX	XXX	115	128	134	136	138	139	139
6. 2016	XXX	XXX	XXX	XXX	119	133	138	141	143	144
7. 2017	XXX	XXX	XXX	XXX	XXX	123	139	144	147	150
8. 2018	XXX	XXX	XXX	XXX	XXX	XXX	140	158	163	167
9. 2019	XXX	XXX	XXX	XXX	XXX	XXX	XXX	146	164	171
10. 2020	XXX	XXX	XXX	XXX	XXX	XXX	XXX	XXX	106	120
11. 2021	XXX	XXX	XXX	XXX	XXX	XXX	XXX	XXX	XXX	140

ANNUAL STATEMENT FOR THE YEAR 2021 OF THE REPUBLIC-FRANKLIN INSURANCE COMPANY

SCHEDULE P - PART 5E - COMMERCIAL MULTIPLE PERIL

SECTION 1

Years in Which Premiums Were Earned and Losses Were Incurred	CUMULATIVE NUMBER OF CLAIMS CLOSED WITH LOSS PAYMENT DIRECT AND ASSUMED AT YEAR END									
	1	2	3	4	5	6	7	8	9	10
	2012	2013	2014	2015	2016	2017	2018	2019	2020	2021
1. Prior	79	25	15	10	5	4	2	2	1	1
2. 2012	60	122	132	137	139	141	143	143	144	144
3. 2013	XXX	46	76	84	88	91	92	93	94	94
4. 2014	XXX	XXX	51	82	90	95	99	101	102	102
5. 2015	XXX	XXX	XXX	51	80	88	92	96	97	98
6. 2016	XXX	XXX	XXX	XXX	54	87	95	99	101	102
7. 2017	XXX	XXX	XXX	XXX	XXX	59	97	107	112	115
8. 2018	XXX	XXX	XXX	XXX	XXX	XXX	71	119	130	134
9. 2019	XXX	XXX	XXX	XXX	XXX	XXX	XXX	67	109	120
10. 2020	XXX	XXX	XXX	XXX	XXX	XXX	XXX	XXX	65	108
11. 2021	XXX	XXX	XXX	XXX	XXX	XXX	XXX	XXX	XXX	71

SECTION 2

Years in Which Premiums Were Earned and Losses Were Incurred	NUMBER OF CLAIMS OUTSTANDING DIRECT AND ASSUMED AT YEAR END									
	1	2	3	4	5	6	7	8	9	10
	2012	2013	2014	2015	2016	2017	2018	2019	2020	2021
1. Prior	84	55	36	25	16	12	12	12	13	12
2. 2012	90	25	12	8	5	4	2	1	1	1
3. 2013	XXX	62	20	11	8	5	3	2	1	1
4. 2014	XXX	XXX	54	22	14	9	5	3	2	1
5. 2015	XXX	XXX	XXX	51	20	12	7	4	3	2
6. 2016	XXX	XXX	XXX	XXX	51	18	10	7	4	3
7. 2017	XXX	XXX	XXX	XXX	XXX	55	19	13	8	5
8. 2018	XXX	XXX	XXX	XXX	XXX	XXX	70	25	17	12
9. 2019	XXX	XXX	XXX	XXX	XXX	XXX	XXX	68	27	20
10. 2020	XXX	XXX	XXX	XXX	XXX	XXX	XXX	XXX	68	23
11. 2021	XXX	XXX	XXX	XXX	XXX	XXX	XXX	XXX	XXX	77

SECTION 3

Years in Which Premiums Were Earned and Losses Were Incurred	CUMULATIVE NUMBER OF CLAIMS REPORTED DIRECT AND ASSUMED AT YEAR END									
	1	2	3	4	5	6	7	8	9	10
	2012	2013	2014	2015	2016	2017	2018	2019	2020	2021
1. Prior	53	17	8	8	4	4	4	4	4	4
2. 2012	253	296	301	303	304	305	305	306	306	306
3. 2013	XXX	178	198	202	205	207	208	208	209	209
4. 2014	XXX	XXX	167	190	196	200	201	202	203	203
5. 2015	XXX	XXX	XXX	152	175	181	184	186	186	187
6. 2016	XXX	XXX	XXX	XXX	161	187	192	195	196	197
7. 2017	XXX	XXX	XXX	XXX	XXX	182	214	223	226	228
8. 2018	XXX	XXX	XXX	XXX	XXX	XXX	223	260	269	272
9. 2019	XXX	XXX	XXX	XXX	XXX	XXX	XXX	222	255	267
10. 2020	XXX	XXX	XXX	XXX	XXX	XXX	XXX	XXX	248	276
11. 2021	XXX	XXX	XXX	XXX	XXX	XXX	XXX	XXX	XXX	234

Schedule P - Part 5F - Medical Professional Liability - Occurrence - Section 1A

N O N E

Schedule P - Part 5F - Medical Professional Liability - Occurrence - Section 2A

N O N E

Schedule P - Part 5F - Medical Professional Liability - Occurrence - Section 3A

N O N E

Schedule P - Part 5F - Medical Professional Liability - Claims-Made - Section 1B

N O N E

Schedule P - Part 5F - Medical Professional Liability - Claims-Made - Section 2B

N O N E

Schedule P - Part 5F - Medical Professional Liability - Claims-Made - Section 3B

N O N E

ANNUAL STATEMENT FOR THE YEAR 2021 OF THE REPUBLIC-FRANKLIN INSURANCE COMPANY

SCHEDULE P - PART 5H - OTHER LIABILITY - OCCURRENCE

SECTION 1A

Years in Years in Which Premiums Were Earned and Losses Were Incurred	CUMULATIVE NUMBER OF CLAIMS CLOSED WITH LOSS PAYMENT DIRECT AND ASSUMED AT YEAR END									
	1	2	3	4	5	6	7	8	9	10
	2012	2013	2014	2015	2016	2017	2018	2019	2020	2021
1. Prior	14	13	11	6	6	1	1	1	1	0
2. 2012	0	2	4	6	7	7	7	7	7	7
3. 2013	XXX	0	1	3	4	5	5	5	5	5
4. 2014	XXX	XXX	0	1	2	2	2	2	2	2
5. 2015	XXX	XXX	XXX	0	1	2	2	2	2	3
6. 2016	XXX	XXX	XXX	XXX	1	1	2	2	2	2
7. 2017	XXX	XXX	XXX	XXX	XXX	0	1	1	1	1
8. 2018	XXX	XXX	XXX	XXX	XXX	XXX	0	1	1	2
9. 2019	XXX	XXX	XXX	XXX	XXX	XXX	XXX	0	1	1
10. 2020	XXX	XXX	XXX	XXX	XXX	XXX	XXX	XXX	1	1
11. 2021	XXX	XXX	XXX	XXX	XXX	XXX	XXX	XXX	XXX	1

SECTION 2A

Years in Years in Which Premiums Were Earned and Losses Were Incurred	NUMBER OF CLAIMS OUTSTANDING DIRECT AND ASSUMED AT YEAR END									
	1	2	3	4	5	6	7	8	9	10
	2012	2013	2014	2015	2016	2017	2018	2019	2020	2021
1. Prior	986	917	914	881	18	8	8	8	7	9
2. 2012	7	8	6	3	1	1	0	0	0	0
3. 2013	XXX	5	4	3	2	1	1	0	0	0
4. 2014	XXX	XXX	2	2	1	1	0	0		
5. 2015	XXX	XXX	XXX	2	2	1	1	0	0	0
6. 2016	XXX	XXX	XXX	XXX	2	1	1	0	0	0
7. 2017	XXX	XXX	XXX	XXX	XXX	1	1	1	1	0
8. 2018	XXX	XXX	XXX	XXX	XXX	XXX	1	1	1	1
9. 2019	XXX	XXX	XXX	XXX	XXX	XXX	XXX	2	2	2
10. 2020	XXX	XXX	XXX	XXX	XXX	XXX	XXX	XXX	2	2
11. 2021	XXX	XXX	XXX	XXX	XXX	XXX	XXX	XXX	XXX	2

SECTION 3A

Years in Years in Which Premiums Were Earned and Losses Were Incurred	CUMULATIVE NUMBER OF CLAIMS REPORTED DIRECT AND ASSUMED AT YEAR END									
	1	2	3	4	5	6	7	8	9	10
	2012	2013	2014	2015	2016	2017	2018	2019	2020	2021
1. Prior	87	78	91	73	35	2	1	2	1	2
2. 2012	9	16	17	18	18	18	18	18	18	18
3. 2013	XXX	7	10	11	12	12	13	13	13	13
4. 2014	XXX	XXX	3	5	5	6	6	6	6	6
5. 2015	XXX	XXX	XXX	3	4	5	5	5	5	5
6. 2016	XXX	XXX	XXX	XXX	3	4	4	4	4	4
7. 2017	XXX	XXX	XXX	XXX	XXX	2	3	4	4	4
8. 2018	XXX	XXX	XXX	XXX	XXX	XXX	3	4	4	4
9. 2019	XXX	XXX	XXX	XXX	XXX	XXX	XXX	4	6	7
10. 2020	XXX	XXX	XXX	XXX	XXX	XXX	XXX	XXX	5	7
11. 2021	XXX	XXX	XXX	XXX	XXX	XXX	XXX	XXX	XXX	4

ANNUAL STATEMENT FOR THE YEAR 2021 OF THE REPUBLIC-FRANKLIN INSURANCE COMPANY

SCHEDULE P - PART 5H - OTHER LIABILITY - CLAIMS-MADE

SECTION 1B

Years in Which Premiums Were Earned and Losses Were Incurred	CUMULATIVE NUMBER OF CLAIMS CLOSED WITH LOSS PAYMENT DIRECT AND ASSUMED AT YEAR END									
	1	2	3	4	5	6	7	8	9	10
	2012	2013	2014	2015	2016	2017	2018	2019	2020	2021
1. Prior	.9	.6	.4	.2	.1	.1	.1	.0	.0	.0
2. 2012	.1	.4	.6	.7	.8	.8	.9	.9	.9	.9
3. 2013	XXX	.1	.4	.6	.7	.8	.8	.8	.8	.8
4. 2014	XXX	XXX	.2	.5	.7	.8	.8	.9	.9	.9
5. 2015	XXX	XXX	XXX	.2	.4	.5	.6	.6	.7	.7
6. 2016	XXX	XXX	XXX	XXX	.2	.4	.5	.6	.6	.6
7. 2017	XXX	XXX	XXX	XXX	XXX	.2	.4	.5	.5	.6
8. 2018	XXX	XXX	XXX	XXX	XXX	XXX	.2	.4	.5	.6
9. 2019	XXX	XXX	XXX	XXX	XXX	XXX	XXX	.2	.4	.5
10. 2020	XXX	XXX	XXX	XXX	XXX	XXX	XXX	XXX	.1	.3
11. 2021	XXX	XXX	XXX	XXX	XXX	XXX	XXX	XXX	XXX	.1

SECTION 2B

Years in Which Premiums Were Earned and Losses Were Incurred	NUMBER OF CLAIMS OUTSTANDING DIRECT AND ASSUMED AT YEAR END									
	1	2	3	4	5	6	7	8	9	10
	2012	2013	2014	2015	2016	2017	2018	2019	2020	2021
1. Prior	.34	.47	.7	.4	.3	.2	.1	.1	.1	.0
2. 2012	.16	.8	.4	.2	.1	.1	.0	.0	.0	.0
3. 2013	XXX	.14	.6	.3	.2	.1	.1	.0	.0	.0
4. 2014	XXX	XXX	.11	.6	.3	.1	.1	.1	.0	.0
5. 2015	XXX	XXX	XXX	.10	.5	.3	.1	.1	.0	.0
6. 2016	XXX	XXX	XXX	XXX	.9	.5	.3	.1	.1	.1
7. 2017	XXX	XXX	XXX	XXX	XXX	.8	.4	.2	.1	.1
8. 2018	XXX	XXX	XXX	XXX	XXX	XXX	.9	.4	.2	.1
9. 2019	XXX	XXX	XXX	XXX	XXX	XXX	XXX	.10	.4	.2
10. 2020	XXX	XXX	XXX	XXX	XXX	XXX	XXX	XXX	.10	.5
11. 2021	XXX	XXX	XXX	XXX	XXX	XXX	XXX	XXX	XXX	.8

SECTION 3B

Years in Which Premiums Were Earned and Losses Were Incurred	CUMULATIVE NUMBER OF CLAIMS REPORTED DIRECT AND ASSUMED AT YEAR END									
	1	2	3	4	5	6	7	8	9	10
	2012	2013	2014	2015	2016	2017	2018	2019	2020	2021
1. Prior	.15	.25	(.33)	.1	.1	.1	.0	.0	.0	.0
2. 2012	.20	.22	.23	.24	.24	.24	.24	.24	.24	.24
3. 2013	XXX	.18	.19	.20	.20	.21	.21	.21	.21	.21
4. 2014	XXX	XXX	.17	.18	.19	.19	.19	.19	.19	.19
5. 2015	XXX	XXX	XXX	.14	.16	.17	.17	.17	.17	.17
6. 2016	XXX	XXX	XXX	XXX	.14	.15	.16	.16	.16	.16
7. 2017	XXX	XXX	XXX	XXX	XXX	.13	.14	.15	.15	.15
8. 2018	XXX	XXX	XXX	XXX	XXX	XXX	.14	.15	.16	.16
9. 2019	XXX	XXX	XXX	XXX	XXX	XXX	XXX	.14	.15	.16
10. 2020	XXX	XXX	XXX	XXX	XXX	XXX	XXX	XXX	.15	.17
11. 2021	XXX	XXX	XXX	XXX	XXX	XXX	XXX	XXX	XXX	.13

ANNUAL STATEMENT FOR THE YEAR 2021 OF THE REPUBLIC-FRANKLIN INSURANCE COMPANY
SCHEDULE P - PART 5R - PRODUCTS LIABILITY - OCCURRENCE

SECTION 1A

Years in Years in Which Premiums Were Earned and Losses Were Incurred	CUMULATIVE NUMBER OF CLAIMS CLOSED WITH LOSS PAYMENT DIRECT AND ASSUMED AT YEAR END									
	1	2	3	4	5	6	7	8	9	10
	2012	2013	2014	2015	2016	2017	2018	2019	2020	2021
1. Prior	.0	.0	.0	.2	.0	.1				.0
2. 2012										
3. 2013	.XXX									
4. 2014	.XXX	.XXX								
5. 2015	.XXX	.XXX	.XXX							
6. 2016	.XXX	.XXX	.XXX	.XXX						
7. 2017	.XXX	.XXX	.XXX	.XXX	.XXX					
8. 2018	.XXX	.XXX	.XXX	.XXX	.XXX	.XXX				
9. 2019	.XXX	.XXX	.XXX	.XXX	.XXX	.XXX	.XXX		.0	.0
10. 2020	.XXX	.XXX	.XXX	.XXX	.XXX	.XXX	.XXX	.XXX		
11. 2021	.XXX	.XXX	.XXX	.XXX	.XXX	.XXX	.XXX	.XXX	.XXX	.0

SECTION 2A

Years in Years in Which Premiums Were Earned and Losses Were Incurred	NUMBER OF CLAIMS OUTSTANDING DIRECT AND ASSUMED AT YEAR END									
	1	2	3	4	5	6	7	8	9	10
	2012	2013	2014	2015	2016	2017	2018	2019	2020	2021
1. Prior	3,226	3,154	3,008	2,673	10	8	8	8	8	5
2. 2012	.1	.0	.0	.0						
3. 2013	.XXX	.0	.0							
4. 2014	.XXX	.XXX	.1	.0	.0					
5. 2015	.XXX	.XXX	.XXX	.0	.0	.0	.0			
6. 2016	.XXX	.XXX	.XXX	.XXX	.0	.0	.0			
7. 2017	.XXX	.XXX	.XXX	.XXX	.XXX					
8. 2018	.XXX	.XXX	.XXX	.XXX	.XXX	.XXX			.0	.0
9. 2019	.XXX	.XXX	.XXX	.XXX	.XXX	.XXX	.XXX	.0		
10. 2020	.XXX	.XXX	.XXX	.XXX	.XXX	.XXX	.XXX	.XXX	.0	.0
11. 2021	.XXX	.XXX	.XXX	.XXX	.XXX	.XXX	.XXX	.XXX	.XXX	.0

SECTION 3A

Years in Years in Which Premiums Were Earned and Losses Were Incurred	CUMULATIVE NUMBER OF CLAIMS REPORTED DIRECT AND ASSUMED AT YEAR END									
	1	2	3	4	5	6	7	8	9	10
	2012	2013	2014	2015	2016	2017	2018	2019	2020	2021
1. Prior	.145	.32	.3	.5	.0	.0	.0	.1	.0	.0
2. 2012	.1	.1	.1	.1	.1	.1	.1	.1	.1	.1
3. 2013	.XXX	.1	.1	.1	.1	.1	.1	.1	.1	.1
4. 2014	.XXX	.XXX	.1	.1	.1	.1	.1	.1	.1	.1
5. 2015	.XXX	.XXX	.XXX	.0	.0	.1	.1	.1	.1	.1
6. 2016	.XXX	.XXX	.XXX	.XXX	.0	.0	.0	.0	.0	.0
7. 2017	.XXX	.XXX	.XXX	.XXX	.XXX					
8. 2018	.XXX	.XXX	.XXX	.XXX	.XXX	.XXX		.0	.0	.0
9. 2019	.XXX	.XXX	.XXX	.XXX	.XXX	.XXX	.XXX	.0	.0	.0
10. 2020	.XXX	.XXX	.XXX	.XXX	.XXX	.XXX	.XXX	.XXX	.0	.0
11. 2021	.XXX	.XXX	.XXX	.XXX	.XXX	.XXX	.XXX	.XXX	.XXX	.0

Schedule P - Part 5R - Products Liability - Claims-Made - Section 1B

N O N E

Schedule P - Part 5R - Products Liability - Claims-Made - Section 2B

N O N E

Schedule P - Part 5R - Products Liability - Claims-Made - Section 3B

N O N E

Schedule P - Part 5T - Warranty - Section 1

N O N E

Schedule P - Part 5T - Warranty - Section 2

N O N E

Schedule P - Part 5T - Warranty - Section 3

N O N E

ANNUAL STATEMENT FOR THE YEAR 2021 OF THE REPUBLIC-FRANKLIN INSURANCE COMPANY
SCHEDULE P - PART 6C - COMMERCIAL AUTO/TRUCK LIABILITY/MEDICAL
SECTION 1

Years in Which Premiums Were Earned and Losses Were Incurred	CUMULATIVE PREMIUMS EARNED DIRECT AND ASSUMED AT YEAR END (\$000 OMITTED)										11 Current Year Premiums Earned
	1	2	3	4	5	6	7	8	9	10	
	2012	2013	2014	2015	2016	2017	2018	2019	2020	2021	
1. Prior.....	1,235	(6)	(19)	1,792	2	(1)	0	1	56	102	102
2. 2012.....	1,260	2,542	2,544	2,544	2,544	2,541	2,541	2,541	2,541	2,541	0
3. 2013.....	XXX	1,475	2,882	2,882	2,880	2,878	2,877	2,876	2,876	2,876	0
4. 2014.....	XXX	XXX	1,668	1,670	1,676	1,674	1,674	1,672	1,672	1,672	0
5. 2015.....	XXX	XXX	XXX	1,578	3,330	3,330	3,335	3,333	3,333	3,333	0
6. 2016.....	XXX	XXX	XXX	XXX	1,940	3,784	3,788	3,787	3,787	3,787	0
7. 2017.....	XXX	XXX	XXX	XXX	XXX	2,086	4,125	4,129	4,128	4,128	0
8. 2018.....	XXX	XXX	XXX	XXX	XXX	XXX	2,406	4,789	4,794	4,794	(1)
9. 2019.....	XXX	XXX	XXX	XXX	XXX	XXX	XXX	2,676	5,389	5,388	(1)
10. 2020.....	XXX	XXX	XXX	XXX	XXX	XXX	XXX	XXX	3,048	6,179	3,131
11. 2021.....	XXX	XXX	XXX	XXX	XXX	XXX	XXX	XXX	XXX	3,569	3,569
12. Totals.....	XXX	XXX	XXX	XXX	XXX	XXX	XXX	XXX	XXX	XXX	6,800
13. Earned Premiums (Sch P-Pt. 1)	2,494	2,752	3,058	3,371	3,698	3,924	4,454	5,056	5,821	6,800	XXX

SECTION 2

Years in Which Premiums Were Earned and Losses Were Incurred	CUMULATIVE PREMIUMS EARNED CEDED AT YEAR END (\$000 OMITTED)										11 Current Year Premiums Earned
	1	2	3	4	5	6	7	8	9	10	
	2012	2013	2014	2015	2016	2017	2018	2019	2020	2021	
1. Prior.....	3	1	1	14	10	0	0	0	0		
2. 2012.....	12	16	15	15	15	15	15	15	15	15	15
3. 2013.....	XXX	14	19	18	18	18	18	18	18	18	18
4. 2014.....	XXX	XXX	15	15	15	15	15	15	15	15	15
5. 2015.....	XXX	XXX	XXX	4	12	12	12	12	12	12	12
6. 2016.....	XXX	XXX	XXX	XXX	16	22	22	22	22	22	22
7. 2017.....	XXX	XXX	XXX	XXX	XXX	15	20	20	20	20	20
8. 2018.....	XXX	XXX	XXX	XXX	XXX	XXX	12	16	16	16	16
9. 2019.....	XXX	XXX	XXX	XXX	XXX	XXX	XXX	7	20	20	20
10. 2020.....	XXX	XXX	XXX	XXX	XXX	XXX	XXX	XXX	12	27	14
11. 2021.....	XXX	XXX	XXX	XXX	XXX	XXX	XXX	XXX	XXX	19	19
12. Totals.....	XXX	XXX	XXX	XXX	XXX	XXX	XXX	XXX	XXX	XXX	33
13. Earned Premiums (Sch P-Pt. 1)	15	19	20	18	34	22	17	12	25	33	XXX

SCHEDULE P - PART 6D - WORKERS' COMPENSATION
(EXCLUDING EXCESS WORKERS' COMPENSATION)
SECTION 1

Years in Which Premiums Were Earned and Losses Were Incurred	CUMULATIVE PREMIUMS EARNED DIRECT AND ASSUMED AT YEAR END (\$000 OMITTED)										11 Current Year Premiums Earned
	1	2	3	4	5	6	7	8	9	10	
	2012	2013	2014	2015	2016	2017	2018	2019	2020	2021	
1. Prior.....	1,873	(5)	(13)	2,848	6	(1)	5	0	0	(1)	(1)
2. 2012.....	2,606	4,594	4,587	4,586	4,588	4,589	4,589	4,589	4,589	4,589	0
3. 2013.....	XXX	2,836	5,043	5,042	5,038	5,038	5,039	5,039	5,039	5,039	0
4. 2014.....	XXX	XXX	2,811	2,824	2,823	2,821	2,821	2,821	2,821	2,821	0
5. 2015.....	XXX	XXX	XXX	2,186	4,632	4,650	4,644	4,643	4,641	4,642	0
6. 2016.....	XXX	XXX	XXX	XXX	3,235	5,893	5,868	5,871	5,866	5,866	0
7. 2017.....	XXX	XXX	XXX	XXX	XXX	3,696	6,770	6,726	6,717	6,716	(1)
8. 2018.....	XXX	XXX	XXX	XXX	XXX	XXX	3,984	7,257	7,213	7,199	(14)
9. 2019.....	XXX	XXX	XXX	XXX	XXX	XXX	XXX	3,760	6,820	6,661	(159)
10. 2020.....	XXX	XXX	XXX	XXX	XXX	XXX	XXX	XXX	3,484	6,485	3,000
11. 2021.....	XXX	XXX	XXX	XXX	XXX	XXX	XXX	XXX	XXX	3,616	3,616
12. Totals.....	XXX	XXX	XXX	XXX	XXX	XXX	XXX	XXX	XXX	XXX	6,442
13. Earned Premiums (Sch P-Pt. 1)	4,479	4,819	4,999	5,047	5,684	6,369	7,032	6,991	6,484	6,442	XXX

SECTION 2

Years in Which Premiums Were Earned and Losses Were Incurred	CUMULATIVE PREMIUMS EARNED CEDED AT YEAR END (\$000 OMITTED)										11 Current Year Premiums Earned
	1	2	3	4	5	6	7	8	9	10	
	2012	2013	2014	2015	2016	2017	2018	2019	2020	2021	
1. Prior.....	11	12	20	99	15	(2)	(18)	10	0	0	0
2. 2012.....	103	103	103	113	113	113	122	122	122	122	0
3. 2013.....	XXX	117	117	117	117	117	117	117	117	117	0
4. 2014.....	XXX	XXX	111	111	111	111	124	131	132	135	3
5. 2015.....	XXX	XXX	XXX	0	3	3	3	3	3	12	9
6. 2016.....	XXX	XXX	XXX	XXX	75	74	74	74	74	80	6
7. 2017.....	XXX	XXX	XXX	XXX	XXX	82	82	82	82	82	0
8. 2018.....	XXX	XXX	XXX	XXX	XXX	XXX	90	90	90	92	2
9. 2019.....	XXX	XXX	XXX	XXX	XXX	XXX	XXX	98	97	103	6
10. 2020.....	XXX	XXX	XXX	XXX	XXX	XXX	XXX	XXX	90	94	3
11. 2021.....	XXX	XXX	XXX	XXX	XXX	XXX	XXX	XXX	XXX	81	81
12. Totals.....	XXX	XXX	XXX	XXX	XXX	XXX	XXX	XXX	XXX	XXX	111
13. Earned Premiums (Sch P-Pt. 1)	114	129	131	109	93	81	93	116	91	111	XXX

ANNUAL STATEMENT FOR THE YEAR 2021 OF THE REPUBLIC-FRANKLIN INSURANCE COMPANY
SCHEDULE P - PART 6E - COMMERCIAL MULTIPLE PERIL
SECTION 1

Years in Which Premiums Were Earned and Losses Were Incurred	CUMULATIVE PREMIUMS EARNED DIRECT AND ASSUMED AT YEAR END (\$000 OMITTED)										11 Current Year Premiums Earned
	1	2	3	4	5	6	7	8	9	10	
	2012	2013	2014	2015	2016	2017	2018	2019	2020	2021	
1. Prior.....	2,397	7	0	3,224	0			0			
2. 2012.....	2,432	4,848	4,847	4,847	4,848	4,848	4,848	4,848	4,848	4,848	
3. 2013.....	XXX	2,724	5,465	5,465	5,464	5,464	5,464	5,464	5,464	5,464	
4. 2014.....	XXX	XXX	2,953	2,954	2,967	2,966	2,967	2,967	2,967	2,967	
5. 2015.....	XXX	XXX	XXX	2,961	6,199	6,192	6,191	6,191	6,191	6,191	
6. 2016.....	XXX	XXX	XXX	XXX	3,540	7,048	7,041	7,041	7,041	7,041	0
7. 2017.....	XXX	XXX	XXX	XXX	XXX	3,970	7,831	7,832	7,830	7,830	0
8. 2018.....	XXX	XXX	XXX	XXX	XXX	XXX	4,484	8,897	8,905	8,904	(1)
9. 2019.....	XXX	XXX	XXX	XXX	XXX	XXX	XXX	4,989	9,944	9,908	(36)
10. 2020.....	XXX	XXX	XXX	XXX	XXX	XXX	XXX	XXX	5,499	11,007	5,508
11. 2021.....	XXX	XXX	XXX	XXX	XXX	XXX	XXX	XXX	XXX	6,253	6,253
12. Totals.....	XXX	XXX	XXX	XXX	XXX	XXX	XXX	XXX	XXX	XXX	11,724
13. Earned Premiums (Sch P-Pt. 1)	4,830	5,145	5,695	6,185	6,792	7,469	8,338	9,403	10,461	11,724	XXX

SECTION 2

Years in Which Premiums Were Earned and Losses Were Incurred	CUMULATIVE PREMIUMS EARNED CEDED AT YEAR END (\$000 OMITTED)										11 Current Year Premiums Earned
	1	2	3	4	5	6	7	8	9	10	
	2012	2013	2014	2015	2016	2017	2018	2019	2020	2021	
1. Prior.....	235	0	0	554	0	0	0	0	0	0	
2. 2012.....	407	533	534	534	534	534	534	534	534	534	
3. 2013.....	XXX	571	793	793	793	793	793	793	793	793	
4. 2014.....	XXX	XXX	441	442	446	446	446	447	447	447	
5. 2015.....	XXX	XXX	XXX	142	294	294	294	294	294	294	
6. 2016.....	XXX	XXX	XXX	XXX	573	730	730	730	730	730	0
7. 2017.....	XXX	XXX	XXX	XXX	XXX	603	772	771	771	771	0
8. 2018.....	XXX	XXX	XXX	XXX	XXX	XXX	640	842	842	842	0
9. 2019.....	XXX	XXX	XXX	XXX	XXX	XXX	XXX	691	932	931	(1)
10. 2020.....	XXX	XXX	XXX	XXX	XXX	XXX	XXX	XXX	818	1,104	286
11. 2021.....	XXX	XXX	XXX	XXX	XXX	XXX	XXX	XXX	XXX	1,017	1,017
12. Totals.....	XXX	XXX	XXX	XXX	XXX	XXX	XXX	XXX	XXX	XXX	1,303
13. Earned Premiums (Sch P-Pt. 1)	642	698	663	697	730	759	809	893	1,059	1,303	XXX

SCHEDULE P - PART 6H - OTHER LIABILITY - OCCURRENCE
SECTION 1A

Years in Which Premiums Were Earned and Losses Were Incurred	CUMULATIVE PREMIUMS EARNED DIRECT AND ASSUMED AT YEAR END (\$000 OMITTED)										11 Current Year Premiums Earned
	1	2	3	4	5	6	7	8	9	10	
	2012	2013	2014	2015	2016	2017	2018	2019	2020	2021	
1. Prior.....	893	3	0	688	0	0	0	0	0	0	
2. 2012.....	900	1,718	1,718	1,718	1,718	1,717	1,717	1,717	1,717	1,717	
3. 2013.....	XXX	840	1,531	1,531	1,531	1,531	1,531	1,530	1,530	1,530	
4. 2014.....	XXX	XXX	675	674	673	673	673	673	673	673	
5. 2015.....	XXX	XXX	XXX	616	1,245	1,245	1,245	1,245	1,245	1,245	
6. 2016.....	XXX	XXX	XXX	XXX	709	1,358	1,356	1,356	1,356	1,356	
7. 2017.....	XXX	XXX	XXX	XXX	XXX	735	1,431	1,431	1,431	1,431	
8. 2018.....	XXX	XXX	XXX	XXX	XXX	XXX	801	1,585	1,589	1,589	0
9. 2019.....	XXX	XXX	XXX	XXX	XXX	XXX	XXX	906	1,812	1,804	(7)
10. 2020.....	XXX	XXX	XXX	XXX	XXX	XXX	XXX	XXX	1,059	2,128	1,069
11. 2021.....	XXX	XXX	XXX	XXX	XXX	XXX	XXX	XXX	XXX	1,330	1,330
12. Totals.....	XXX	XXX	XXX	XXX	XXX	XXX	XXX	XXX	XXX	XXX	2,391
13. Earned Premiums (Sch P-Pt. 1)	1,793	1,661	1,365	1,304	1,337	1,382	1,496	1,690	1,968	2,391	XXX

SECTION 2A

Years in Which Premiums Were Earned and Losses Were Incurred	CUMULATIVE PREMIUMS EARNED CEDED AT YEAR END (\$000 OMITTED)										11 Current Year Premiums Earned
	1	2	3	4	5	6	7	8	9	10	
	2012	2013	2014	2015	2016	2017	2018	2019	2020	2021	
1. Prior.....	89	1	(6)	104	15	1	(4)	3	0	0	0
2. 2012.....	95	184	185	188	188	188	190	190	190	190	
3. 2013.....	XXX	96	183	183	183	185	185	185	185	185	
4. 2014.....	XXX	XXX	100	100	100	102	106	109	110	110	1
5. 2015.....	XXX	XXX	XXX	81	168	170	170	170	170	173	3
6. 2016.....	XXX	XXX	XXX	XXX	107	193	193	193	193	194	1
7. 2017.....	XXX	XXX	XXX	XXX	XXX	123	217	217	217	217	
8. 2018.....	XXX	XXX	XXX	XXX	XXX	XXX	135	245	245	245	0
9. 2019.....	XXX	XXX	XXX	XXX	XXX	XXX	XXX	154	287	290	4
10. 2020.....	XXX	XXX	XXX	XXX	XXX	XXX	XXX	XXX	188	364	176
11. 2021.....	XXX	XXX	XXX	XXX	XXX	XXX	XXX	XXX	XXX	304	304
12. Totals.....	XXX	XXX	XXX	XXX	XXX	XXX	XXX	XXX	XXX	XXX	489
13. Earned Premiums (Sch P-Pt. 1)	184	187	180	188	209	216	230	270	322	489	XXX

ANNUAL STATEMENT FOR THE YEAR 2021 OF THE REPUBLIC-FRANKLIN INSURANCE COMPANY

SCHEDULE P - PART 6H - OTHER LIABILITY - CLAIMS-MADE

SECTION 1B

Years in Which Premiums Were Earned and Losses Were Incurred	CUMULATIVE PREMIUMS EARNED DIRECT AND ASSUMED AT YEAR END (\$000 OMITTED)										11 Current Year Premiums Earned
	1	2	3	4	5	6	7	8	9	10	
	2012	2013	2014	2015	2016	2017	2018	2019	2020	2021	
1. Prior	921	0		1,081							
2. 2012	1,070	1,968	1,968	1,968	1,968	1,968	1,968	1,968	1,968	1,968	
3. 2013	XXX	1,082	1,979	1,979	1,979	1,979	1,979	1,979	1,979	1,979	
4. 2014	XXX	XXX	1,119	1,119	1,119	1,119	1,119	1,119	1,119	1,119	
5. 2015	XXX	XXX	XXX	894	1,766	1,766	1,766	1,766	1,766	1,766	
6. 2016	XXX	XXX	XXX	XXX	1,044	1,888	1,888	1,888	1,888	1,888	
7. 2017	XXX	XXX	XXX	XXX	XXX	1,024	1,863	1,863	1,863	1,863	0
8. 2018	XXX	XXX	XXX	XXX	XXX	XXX	1,027	1,855	1,855	1,855	0
9. 2019	XXX	XXX	XXX	XXX	XXX	XXX	XXX	1,012	1,831	1,831	0
10. 2020	XXX	XXX	XXX	XXX	XXX	XXX	XXX	XXX	1,049	1,882	833
11. 2021	XXX	XXX	XXX	XXX	XXX	XXX	XXX	XXX	XXX	1,205	1,205
12. Totals	XXX	XXX	XXX	XXX	XXX	XXX	XXX	XXX	XXX	XXX	2,038
13. Earned Premiums (Sch P-Pt. 1)	1,991	1,979	2,017	1,976	1,916	1,868	1,866	1,840	1,868	2,038	XXX

SECTION 2B

Years in Which Premiums Were Earned and Losses Were Incurred	CUMULATIVE PREMIUMS EARNED CEDED AT YEAR END (\$000 OMITTED)										11 Current Year Premiums Earned
	1	2	3	4	5	6	7	8	9	10	
	2012	2013	2014	2015	2016	2017	2018	2019	2020	2021	
1. Prior	98	3	2	108	(2)	0	0	0	0		
2. 2012	67	139	139	139	139	139	139	139	139	139	
3. 2013	XXX	81	143	143	143	143	143	143	143	143	
4. 2014	XXX	XXX	94	94	95	95	95	95	95	95	
5. 2015	XXX	XXX	XXX	81	155	155	155	155	155	155	
6. 2016	XXX	XXX	XXX	XXX	119	196	196	196	196	196	
7. 2017	XXX	XXX	XXX	XXX	XXX	118	228	228	228	228	
8. 2018	XXX	XXX	XXX	XXX	XXX	XXX	74	146	146	146	0
9. 2019	XXX	XXX	XXX	XXX	XXX	XXX	XXX	146	225	225	0
10. 2020	XXX	XXX	XXX	XXX	XXX	XXX	XXX	XXX	134	222	88
11. 2021	XXX	XXX	XXX	XXX	XXX	XXX	XXX	XXX	XXX	204	204
12. Totals	XXX	XXX	XXX	XXX	XXX	XXX	XXX	XXX	XXX	XXX	292
13. Earned Premiums (Sch P-Pt. 1)	164	156	159	189	192	194	184	218	213	292	XXX

SCHEDULE P - PART 6M - INTERNATIONAL

SECTION 1

Years in Which Premiums Were Earned and Losses Were Incurred	CUMULATIVE PREMIUMS EARNED DIRECT AND ASSUMED AT YEAR END (\$000 OMITTED)										11 Current Year Premiums Earned
	1	2	3	4	5	6	7	8	9	10	
	2012	2013	2014	2015	2016	2017	2018	2019	2020	2021	
1. Prior											
2. 2012											
3. 2013	XXX										
4. 2014	XXX	XXX									
5. 2015	XXX	XXX									
6. 2016	XXX	XXX									
7. 2017	XXX	XXX									
8. 2018	XXX	XXX									
9. 2019	XXX	XXX									
10. 2020	XXX	XXX									
11. 2021	XXX	XXX									
12. Totals	XXX	XXX									
13. Earned Premiums (Sch P-Pt. 1)											XXX

SECTION 2

Years in Which Premiums Were Earned and Losses Were Incurred	CUMULATIVE PREMIUMS EARNED CEDED AT YEAR END (\$000 OMITTED)										11 Current Year Premiums Earned
	1	2	3	4	5	6	7	8	9	10	
	2012	2013	2014	2015	2016	2017	2018	2019	2020	2021	
1. Prior											
2. 2012											
3. 2013	XXX										
4. 2014	XXX	XXX									
5. 2015	XXX	XXX									
6. 2016	XXX	XXX									
7. 2017	XXX	XXX									
8. 2018	XXX	XXX									
9. 2019	XXX	XXX									
10. 2020	XXX	XXX									
11. 2021	XXX	XXX									
12. Totals	XXX	XXX									
13. Earned Premiums (Sch P-Pt. 1)											XXX

ANNUAL STATEMENT FOR THE YEAR 2021 OF THE REPUBLIC-FRANKLIN INSURANCE COMPANY
SCHEDULE P - PART 6N - REINSURANCE - NONPROPORTIONAL ASSUMED PROPERTY
SECTION 1

Years in Which Premiums Were Earned and Losses Were Incurred	CUMULATIVE PREMIUMS EARNED DIRECT AND ASSUMED AT YEAR END (\$000 OMITTED)										11 Current Year Premiums Earned
	1 2012	2 2013	3 2014	4 2015	5 2016	6 2017	7 2018	8 2019	9 2020	10 2021	
1. Prior.....	0	0	0	0	0	0	0	0	0	0	0
2. 2012.....	0	0	0	0	0	0	0	0	0	0	0
3. 2013.....	XXX	0	0	0	0	0	0	0	0	0	0
4. 2014.....	XXX	XXX	0	0	0	0	0	0	0	0	0
5. 2015.....	XXX	XXX	XXX	0	0	0	0	0	0	0	0
6. 2016.....	XXX	XXX	XXX	XXX	0	0	0	0	0	0	0
7. 2017.....	XXX	XXX	XXX	XXX	XXX	0	0	0	0	0	0
8. 2018.....	XXX	XXX	XXX	XXX	XXX	XXX	0	0	0	0	0
9. 2019.....	XXX	XXX	XXX	XXX	XXX	XXX	XXX	0	0	0	0
10. 2020.....	XXX	XXX	XXX	XXX	XXX	XXX	XXX	XXX	0	0	0
11. 2021.....	XXX	XXX	XXX	XXX	XXX	XXX	XXX	XXX	XXX	0	0
12. Totals.....	XXX	XXX	XXX	XXX	XXX	XXX	XXX	XXX	XXX	XXX	0
13. Earned Premiums (Sch P-Pt. 1)	0	0	0	0	0	0	0	0	0	0	XXX

SECTION 2

Years in Which Premiums Were Earned and Losses Were Incurred	CUMULATIVE PREMIUMS EARNED CEDED AT YEAR END (\$000 OMITTED)										11 Current Year Premiums Earned
	1 2012	2 2013	3 2014	4 2015	5 2016	6 2017	7 2018	8 2019	9 2020	10 2021	
1. Prior.....	0										
2. 2012.....											
3. 2013.....	XXX										
4. 2014.....	XXX	XXX									
5. 2015.....	XXX	XXX	XXX								
6. 2016.....	XXX	XXX	XXX	XXX							
7. 2017.....	XXX	XXX	XXX	XXX	XXX						
8. 2018.....	XXX	XXX	XXX	XXX	XXX	XXX					
9. 2019.....	XXX	XXX	XXX	XXX	XXX	XXX	XXX				
10. 2020.....	XXX	XXX	XXX	XXX	XXX	XXX	XXX	XXX			
11. 2021.....	XXX	XXX	XXX	XXX	XXX	XXX	XXX	XXX	XXX		
12. Totals.....	XXX	XXX	XXX	XXX	XXX	XXX	XXX	XXX	XXX	XXX	
13. Earned Premiums (Sch P-Pt. 1)	0										XXX

SCHEDULE P - PART 6O - REINSURANCE - NONPROPORTIONAL ASSUMED LIABILITY
SECTION 1

Years in Which Premiums Were Earned and Losses Were Incurred	CUMULATIVE PREMIUMS EARNED DIRECT AND ASSUMED AT YEAR END (\$000 OMITTED)										11 Current Year Premiums Earned
	1 2012	2 2013	3 2014	4 2015	5 2016	6 2017	7 2018	8 2019	9 2020	10 2021	
1. Prior.....											
2. 2012.....											
3. 2013.....	XXX										
4. 2014.....	XXX	XXX									
5. 2015.....	XXX	XXX									
6. 2016.....	XXX	XXX									
7. 2017.....	XXX	XXX									
8. 2018.....	XXX	XXX									
9. 2019.....	XXX	XXX									
10. 2020.....	XXX	XXX	XXX	XXX	XXX	XXX	XXX	XXX			
11. 2021.....	XXX	XXX	XXX	XXX	XXX	XXX	XXX	XXX	XXX		
12. Totals.....	XXX	XXX	XXX	XXX	XXX	XXX	XXX	XXX	XXX	XXX	
13. Earned Premiums (Sch P-Pt. 1)											XXX

SECTION 2

Years in Which Premiums Were Earned and Losses Were Incurred	CUMULATIVE PREMIUMS EARNED CEDED AT YEAR END (\$000 OMITTED)										11 Current Year Premiums Earned
	1 2012	2 2013	3 2014	4 2015	5 2016	6 2017	7 2018	8 2019	9 2020	10 2021	
1. Prior.....											
2. 2012.....											
3. 2013.....	XXX										
4. 2014.....	XXX	XXX									
5. 2015.....	XXX	XXX									
6. 2016.....	XXX	XXX									
7. 2017.....	XXX	XXX									
8. 2018.....	XXX	XXX									
9. 2019.....	XXX	XXX									
10. 2020.....	XXX	XXX	XXX	XXX	XXX	XXX	XXX	XXX			
11. 2021.....	XXX	XXX	XXX	XXX	XXX	XXX	XXX	XXX	XXX		
12. Totals.....	XXX	XXX	XXX	XXX	XXX	XXX	XXX	XXX	XXX	XXX	
13. Earned Premiums (Sch P-Pt. 1)											XXX

ANNUAL STATEMENT FOR THE YEAR 2021 OF THE REPUBLIC-FRANKLIN INSURANCE COMPANY
SCHEDULE P - PART 6R - PRODUCTS LIABILITY - OCCURRENCE
SECTION 1A

Years in Which Premiums Were Earned and Losses Were Incurred	CUMULATIVE PREMIUMS EARNED DIRECT AND ASSUMED AT YEAR END (\$000 OMITTED)										11 Current Year Premiums Earned
	1	2	3	4	5	6	7	8	9	10	
	2012	2013	2014	2015	2016	2017	2018	2019	2020	2021	
1. Prior	(14)	0		6							
2. 2012	10	6	6	6	6	6	6	6	6	6	
3. 2013	XXX	12	8	8	8	8	8	8	8	8	
4. 2014	XXX	XXX	14	14	14	14	14	14	14	14	
5. 2015	XXX	XXX	XXX	(1)	4	4	4	4	4	4	
6. 2016	XXX	XXX	XXX	XXX	6	10	10	10	10	10	
7. 2017	XXX	XXX	XXX	XXX	XXX	6	12	11	11	11	
8. 2018	XXX	XXX	XXX	XXX	XXX	XXX	8	13	12	12	
9. 2019	XXX	XXX	XXX	XXX	XXX	XXX	XXX	10	12	11	(1)
10. 2020	XXX	XXX	XXX	XXX	XXX	XXX	XXX	XXX	6	11	5
11. 2021	XXX	XXX	XXX	XXX	XXX	XXX	XXX	XXX	XXX	8	8
12. Totals	XXX	XXX	XXX	XXX	XXX	XXX	XXX	XXX	XXX	XXX	12
13. Earned Premiums (Sch P-Pt. 1)	(4)	8	9	5	11	10	13	15	7	12	XXX

SECTION 2A

Years in Which Premiums Were Earned and Losses Were Incurred	CUMULATIVE PREMIUMS EARNED CEDED AT YEAR END (\$000 OMITTED)										11 Current Year Premiums Earned
	1	2	3	4	5	6	7	8	9	10	
	2012	2013	2014	2015	2016	2017	2018	2019	2020	2021	
1. Prior	0	0	0	0	0	0	0	0	0	0	
2. 2012	0	0	0	0	0	0	0	0	0	0	
3. 2013	XXX	1	1	1	1	1	1	1	1	1	
4. 2014	XXX	XXX	1	1	1	1	1	1	1	1	
5. 2015	XXX	XXX	XXX								
6. 2016	XXX	XXX	XXX	XXX	0	0	0	0	0	0	
7. 2017	XXX	XXX	XXX	XXX	XXX	0	0	0	0	0	
8. 2018	XXX	XXX	XXX	XXX	XXX	XXX	0	0	0	0	
9. 2019	XXX	XXX	XXX	XXX	XXX	XXX	XXX	0	0	0	
10. 2020	XXX	XXX	XXX	XXX	XXX	XXX	XXX	XXX	0	0	
11. 2021	XXX	XXX	XXX	XXX	XXX	XXX	XXX	XXX	XXX	0	
12. Totals	XXX	XXX	XXX	XXX	XXX	XXX	XXX	XXX	XXX	XXX	XXX
13. Earned Premiums (Sch P-Pt. 1)	0	1	1	0	0	0	0	0	0	0	XXX

SCHEDULE P - PART 6R - PRODUCTS LIABILITY - CLAIMS-MADE
SECTION 1B

Years in Which Premiums Were Earned and Losses Were Incurred	CUMULATIVE PREMIUMS EARNED DIRECT AND ASSUMED AT YEAR END (\$000 OMITTED)										11 Current Year Premiums Earned
	1	2	3	4	5	6	7	8	9	10	
	2012	2013	2014	2015	2016	2017	2018	2019	2020	2021	
1. Prior											
2. 2012											
3. 2013	XXX										
4. 2014	XXX	XXX									
5. 2015	XXX	XXX									
6. 2016	XXX	XXX									
7. 2017	XXX	XXX									
8. 2018	XXX	XXX									
9. 2019	XXX	XXX									
10. 2020	XXX	XXX	XXX	XXX	XXX	XXX	XXX	XXX	XXX	XXX	
11. 2021	XXX	XXX	XXX	XXX	XXX	XXX	XXX	XXX	XXX	XXX	
12. Totals	XXX	XXX	XXX	XXX	XXX	XXX	XXX	XXX	XXX	XXX	XXX
13. Earned Premiums (Sch P-Pt. 1)											XXX

SECTION 2B

Years in Which Premiums Were Earned and Losses Were Incurred	CUMULATIVE PREMIUMS EARNED CEDED AT YEAR END (\$000 OMITTED)										11 Current Year Premiums Earned
	1	2	3	4	5	6	7	8	9	10	
	2012	2013	2014	2015	2016	2017	2018	2019	2020	2021	
1. Prior											
2. 2012											
3. 2013	XXX										
4. 2014	XXX	XXX									
5. 2015	XXX	XXX									
6. 2016	XXX	XXX									
7. 2017	XXX	XXX									
8. 2018	XXX	XXX									
9. 2019	XXX	XXX									
10. 2020	XXX	XXX	XXX	XXX	XXX	XXX	XXX	XXX	XXX	XXX	
11. 2021	XXX	XXX	XXX	XXX	XXX	XXX	XXX	XXX	XXX	XXX	
12. Totals	XXX	XXX	XXX	XXX	XXX	XXX	XXX	XXX	XXX	XXX	XXX
13. Earned Premiums (Sch P-Pt. 1)											XXX

ANNUAL STATEMENT FOR THE YEAR 2021 OF THE REPUBLIC-FRANKLIN INSURANCE COMPANY
SCHEDULE P - PART 7A - PRIMARY LOSS SENSITIVE CONTRACTS (\$000 OMITTED)

SECTION 1

Schedule P - Part 1	1 Total Net Losses and Expenses Unpaid	2 Net Losses and Expenses Unpaid on Loss Sensitive Contracts	3 Loss Sensitive as Percentage of Total	4 Total Net Premiums Written	5 Net Premiums Written on Loss Sensitive Contracts	6 Loss Sensitive as Percentage of Total
1. Homeowners/Farmowners	556			2,074		
2. Private Passenger Auto Liability/ Medical	3,959			4,192		
3. Commercial Auto/Truck Liability/ Medical	9,024			7,190		
4. Workers' Compensation	14,456	318	2.2	6,411	1	0.0
5. Commercial Multiple Peril	13,300			11,157		
6. Medical Professional Liability - Occurrence						
7. Medical Professional Liability - Claims - Made						
8. Special Liability	62					
9. Other Liability - Occurrence	3,695			2,164		
10. Other Liability - Claims-Made	2,806			1,748		
11. Special Property	39			181		
12. Auto Physical Damage	485			4,286		
13. Fidelity/Surety	20			26		
14. Other	0					
15. International						
16. Reinsurance - Nonproportional Assumed Property	XXX	XXX	XXX	XXX	XXX	XXX
17. Reinsurance - Nonproportional Assumed Liability	XXX	XXX	XXX	XXX	XXX	XXX
18. Reinsurance - Nonproportional Assumed Financial Lines	XXX	XXX	XXX	XXX	XXX	XXX
19. Products Liability - Occurrence	16			12		
20. Products Liability - Claims-Made						
21. Financial Guaranty/Mortgage Guaranty						
22. Warranty						
23. Totals	48,418	318	0.7	39,440	1	0.0

SECTION 2

Years in Which Policies Were Issued	INCURRED LOSSES AND DEFENSE AND COST CONTAINMENT EXPENSES REPORTED AT YEAR END (\$000 OMITTED)									
	1	2	3	4	5	6	7	8	9	10
	2012	2013	2014	2015	2016	2017	2018	2019	2020	2021
1. Prior.....	(81)	2	(57)	(22)	(69)	(33)	1	(2,342)	(33)	(32)
2. 2012.....										
3. 2013.....	XXX									
4. 2014.....	XXX	XXX								
5. 2015.....	XXX	XXX	XXX							
6. 2016.....	XXX	XXX	XXX	XXX						
7. 2017.....	XXX	XXX	XXX	XXX	XXX					
8. 2018.....	XXX	XXX	XXX	XXX	XXX	XXX				
9. 2019.....	XXX	XXX	XXX	XXX	XXX	XXX	XXX			
10. 2020.....	XXX	XXX	XXX	XXX	XXX	XXX	XXX	XXX		
11. 2021.....	XXX	XXX	XXX	XXX	XXX	XXX	XXX	XXX	XXX	

SECTION 3

Years in Which Policies Were Issued	BULK AND INCURRED BUT NOT REPORTED RESERVES FOR LOSSES AND DEFENSE AND COST CONTAINMENT EXPENSES AT YEAR END (\$000 OMITTED)									
	1	2	3	4	5	6	7	8	9	10
	2012	2013	2014	2015	2016	2017	2018	2019	2020	2021
1. Prior.....	290	297	268	251	210	188	186	182,306	162	143
2. 2012.....										
3. 2013.....	XXX									
4. 2014.....	XXX	XXX								
5. 2015.....	XXX	XXX	XXX							
6. 2016.....	XXX	XXX	XXX	XXX						
7. 2017.....	XXX	XXX	XXX	XXX	XXX					
8. 2018.....	XXX	XXX	XXX	XXX	XXX	XXX				
9. 2019.....	XXX	XXX	XXX	XXX	XXX	XXX	XXX			
10. 2020.....	XXX	XXX	XXX	XXX	XXX	XXX	XXX	XXX		
11. 2021.....	XXX	XXX	XXX	XXX	XXX	XXX	XXX	XXX	XXX	

ANNUAL STATEMENT FOR THE YEAR 2021 OF THE REPUBLIC-FRANKLIN INSURANCE COMPANY
SCHEDULE P - PART 7A - PRIMARY LOSS SENSITIVE CONTRACTS (Continued)

SECTION 4

Years in Which Policies Were Issued	NET EARNED PREMIUMS REPORTED AT YEAR END (\$000 OMITTED)									
	1	2	3	4	5	6	7	8	9	10
	2012	2013	2014	2015	2016	2017	2018	2019	2020	2021
1. Prior	(2)	0	0	1	0	0	0	0		0
2. 2012	(3)	3	0	0	0	0	0	0		
3. 2013	XXX	4	(1)	0	0		0	0		
4. 2014	XXX	XXX	(1)	0	0	0	0	0		
5. 2015	XXX	XXX	XXX	1	1	0	0	0		
6. 2016	XXX	XXX	XXX	XXX	2	0	0	(1)		0
7. 2017	XXX	XXX	XXX	XXX	XXX	0	2	12		0
8. 2018	XXX	XXX	XXX	XXX	XXX	XXX	2	(909)		0
9. 2019	XXX	XXX	XXX	XXX	XXX	XXX	XXX	(1,045)		0
10. 2020	XXX	XXX	XXX	XXX	XXX	XXX	XXX	XXX		0
11. 2021	XXX	XXX	XXX	XXX	XXX	XXX	XXX	XXX	XXX	0

SECTION 5

Years in Which Policies Were Issued	NET RESERVE FOR PREMIUM ADJUSTMENTS AND ACCRUED RETROSPECTIVE PREMIUMS AT YEAR END (\$000 OMITTED)									
	1	2	3	4	5	6	7	8	9	10
	2012	2013	2014	2015	2016	2017	2018	2019	2020	2021
1. Prior										
2. 2012										
3. 2013	XXX									
4. 2014	XXX	XXX								
5. 2015	XXX	XXX	XX							
6. 2016	XXX	XXX	XX	XXX						
7. 2017	XXX	XXX	XXX	XXX	XXX					
8. 2018	XXX	XXX	XXX	XXX	XXX	XXX				
9. 2019	XXX	XXX	XXX	XXX	XXX	XXX	XXX			
10. 2020	XXX	XXX	XXX	XXX	XXX	XXX	XXX	XXX		
11. 2021	XXX	XXX	XXX	XXX	XXX	XXX	XXX	XXX	XXX	

NONE

ANNUAL STATEMENT FOR THE YEAR 2021 OF THE REPUBLIC-FRANKLIN INSURANCE COMPANY
SCHEDULE P - PART 7B - REINSURANCE LOSS SENSITIVE CONTRACTS (\$000 OMITTED)

SECTION 1

Schedule P - Part 1	1 Total Net Losses and Expenses Unpaid	2 Net Losses and Expenses Unpaid on Loss Sensitive Contracts	3 Loss Sensitive as Percentage of Total	4 Total Net Premiums Written	5 Net Premiums Written on Loss Sensitive Contracts	6 Loss Sensitive as Percentage of Total
1. Homeowners/Farmowners	556			2,074		
2. Private Passenger Auto Liability/Medical	3,959			4,192		
3. Commercial Auto/Truck Liability/Medical	9,024			7,190		
4. Workers' Compensation	14,456			6,411		
5. Commercial Multiple Peril	13,300			11,157		
6. Medical Professional Liability - Occurrence						
7. Medical Professional Liability - Claims - Made						
8. Special Liability	62					
9. Other Liability - Occurrence	3,695			2,164		
10. Other Liability - Claims-Made	2,806			1,748		
11. Special Property	39			181		
12. Auto Physical Damage	485			4,286		
13. Fidelity/Surety	20			26		
14. Other	0					
15. International						
16. Reinsurance - Nonproportional Assumed Property				0		
17. Reinsurance - Nonproportional Assumed Liability						
18. Reinsurance - Nonproportional Assumed Financial Lines						
19. Products Liability - Occurrence	16			12		
20. Products Liability - Claims-Made						
21. Financial Guaranty/Mortgage Guaranty						
22. Warranty						
23. Totals	48,418			39,440		

SECTION 2

Years in Which Policies Were Issued	INCURRED LOSSES AND DEFENSE AND COST CONTAINMENT EXPENSES REPORTED AT YEAR END (\$000 OMITTED)									
	1 2012	2 2013	3 2014	4 2015	5 2016	6 2017	7 2018	8 2019	9 2020	10 2021
1. Prior										
2. 2012										
3. 2013	XXX									
4. 2014	XXX	XXX								
5. 2015	XXX	XXX	XX							
6. 2016	XXX	XXX	XX	XX						
7. 2017	XXX	XXX	XX	XXX	XX					
8. 2018	XXX	XXX	XXX	XXX	XXX	XXX				
9. 2019	XXX	XXX	XXX	XXX	XXX	XXX	XXX			
10. 2020	XXX	XXX	XXX	XXX	XXX	XXX	XXX	XXX		
11. 2021	XXX	XXX	XXX	XXX	XXX	XXX	XXX	XXX	XXX	

SECTION 3

Years in Which Policies Were Issued	BULK AND INCURRED BUT NOT REPORTED RESERVES FOR LOSSES AND DEFENSE AND COST CONTAINMENT EXPENSES AT YEAR END (\$000 OMITTED)									
	1 2012	2 2013	3 2014	4 2015	5 2016	6 2017	7 2018	8 2019	9 2020	10 2021
1. Prior										
2. 2012										
3. 2013	XXX									
4. 2014	XXX	XXX								
5. 2015	XXX	XXX	XX							
6. 2016	XXX	XXX	XX	XX						
7. 2017	XXX	XXX	XX	XXX	XX					
8. 2018	XXX	XXX	XXX	XXX	XXX	XXX				
9. 2019	XXX	XXX	XXX	XXX	XXX	XXX	XXX			
10. 2020	XXX	XXX	XXX	XXX	XXX	XXX	XXX	XXX		
11. 2021	XXX	XXX	XXX	XXX	XXX	XXX	XXX	XXX	XXX	

Schedule P - Part 7B - Section 4 - Reinsurance Loss Sensitive Contracts

N O N E

Schedule P - Part 7B - Section 5 - Reinsurance Loss Sensitive Contracts

N O N E

Schedule P - Part 7B - Section 6 - Reinsurance Loss Sensitive Contracts

N O N E

Schedule P - Part 7B - Section 7 - Reinsurance Loss Sensitive Contracts

N O N E

SCHEDULE P INTERROGATORIES

- 1. The following questions relate to yet-to-be-issued Extended Reporting Endorsements (EREs) arising from Death, Disability, or Retirement (DDR) provisions in Medical Professional Liability Claims Made insurance policies. EREs provided for reasons other than DDR are not to be included.
- 1.1 Does the company issue Medical Professional Liability Claims Made insurance policies that provide tail (also known as an extended reporting endorsement, or "ERE") benefits in the event of Death, Disability, or Retirement (DDR) at a reduced charge or at no additional cost? Yes [] No [X]
If the answer to question 1.1 is "no", leave the following questions blank. If the answer to question 1.1 is "yes", please answer the following questions:
- 1.2 What is the total amount of the reserve for that provision (DDR Reserve), as reported, explicitly or not, elsewhere in this statement (in dollars)? \$
- 1.3 Does the company report any DDR reserve as Unearned Premium Reserve per SSAP #65? Yes [] No []
- 1.4 Does the company report any DDR reserve as loss or loss adjustment expense reserve? Yes [] No []
- 1.5 If the company reports DDR reserve as Unearned Premium Reserve, does that amount match the figure on the Underwriting and Investment Exhibit, Part 1A - Recapitulation of all Premiums (Page 7) Column 2, Lines 11.1 plus 11.2? Yes [] No [] N/A []
- 1.6 If the company reports DDR reserve as loss or loss adjustment expense reserve, please complete the following table corresponding to where these reserves are reported in Schedule P:

Years in Which Premiums Were Earned and Losses Were Incurred	DDR Reserve Included in Schedule P, Part 1F, Medical Professional Liability Column 24: Total Net Losses and Expenses Unpaid	
	1 Section 1: Occurrence	2 Section 2: Claims-Made
1.601 Prior		
1.602 2012		
1.603 2013		
1.604 2014		
1.605 2015		
1.606 2016		
1.607 2017		
1.608 2018		
1.609 2019		
1.610 2020		
1.611 2021		
1.612 Totals		

- 2. The definition of allocated loss adjustment expenses (ALAE) and, therefore, unallocated loss adjustment expenses (ULAE) was changed effective January 1, 1998. This change in definition applies to both paid and unpaid expenses. Are these expenses (now reported as "Defense and Cost Containment" and "Adjusting and Other") reported in compliance with these definitions in this statement? Yes [X] No []
- 3. The Adjusting and Other expense payments and reserves should be allocated to the years in which the losses were incurred based on the number of claims reported, closed and outstanding in those years. When allocating Adjusting and Other expense between companies in a group or a pool, the Adjusting and Other expense should be allocated in the same percentage used for the loss amounts and the claim counts. For reinsurers, Adjusting and Other expense assumed should be reported according to the reinsurance contract. For Adjusting and Other expense incurred by reinsurers, or in those situations where suitable claim count information is not available, Adjusting and Other expense should be allocated by a reasonable method determined by the company and described in Interrogatory 7, below. Are they so reported in this Statement? Yes [X] No []
- 4. Do any lines in Schedule P include reserves that are reported gross of any discount to present value of future payments, and that are reported net of such discounts on Page 10? Yes [] No [X]

If yes, proper disclosure must be made in the Notes to Financial Statements, as specified in the Instructions. Also, the discounts must be reported in Schedule P - Part 1, Columns 32 and 33. Schedule P must be completed gross of non-tabular discounting. Work papers relating to discount calculations must be available for examination upon request.
Discounting is allowed only if expressly permitted by the state insurance department to which this Annual Statement is being filed.

- 5. What were the net premiums in force at the end of the year for:
(in thousands of dollars)

5.1 Fidelity
5.2 Surety35

- 6. Claim count information is reported per claim or per claimant (Indicate which). per claimant.....
If not the same in all years, explain in Interrogatory 7.
- 7.1 The information provided in Schedule P will be used by many persons to estimate the adequacy of the current loss and expense reserves, among other things. Are there any especially significant events, coverage, retention or accounting changes that have occurred that must be considered when making such analyses? Yes [] No [X]
- 7.2 (An extended statement may be attached.)

#3.Adjusting & Other Expenses - The ADO payments in this statement, are a combination of actual accident year claim payments and allocation based on claim counts. The ADO reserves are a combination of actual accident year data and BULK estimates determined by actuarial data.

Schedule T - Part 2 - Interstate Compact

N O N E

ANNUAL STATEMENT FOR THE YEAR 2021 OF THE REPUBLIC-FRANKLIN INSURANCE COMPANY

SCHEDULE Y

PART 1A - DETAIL OF INSURANCE HOLDING COMPANY SYSTEM

1	2	3	4	5	6	7	8	9	10	11	12	13	14	15	16
Group Code	Group Name	NAIC Company Code	ID Number	Federal RSSD	CIK	Name of Securities Exchange if Publicly Traded (U.S. or International)	Names of Parent, Subsidiaries Or Affiliates	Domi-ciliary Loca-tion	Relation-ship to Reporting Entity	Directly Controlled by (Name of Entity/Person)	Type of Control (Ownership, Board, Management, Attorney-in-Fact, Influence, Other)	If Control is Ownership Provide Percentage	Ultimate Controlling Entity(ies)/Person(s)	Is an SCA Filing Re-quired? (Yes/No)	*
.0201	Utica National Insurance Group	25796	15-0476880				Utica Mutual Insurance Company	NY	UDP		Board of Directors	0.000		NO	
.0201	Utica National Insurance Group	25984	13-5274760				Graphic Arts Mutual Insurance Company	NY	UDP	Utica Mutual Insurance Company	Management	0.000	Utica Mutual Insurance Company	NO	
.0201	Utica National Insurance Group	12475	31-4290270				Republic-Franklin Insurance Company	OH		Utica Mutual Insurance Company	Ownership	94.000	Utica Mutual Insurance Company	NO	1
.0201	Utica National Insurance Group	10687	16-1486064				Utica National Assurance Company	NY	IA	Utica Mutual Insurance Company	Ownership	100.000	Utica Mutual Insurance Company	NO	
.0201	Utica National Insurance Group	43478	75-1771221				Utica National Insurance Company of Texas	TX	IA	Utica Mutual Insurance Company	Ownership	100.000	Utica Mutual Insurance Company	NO	
.0201	Utica National Insurance Group	13998	27-2764004				Utica National Insurance Company of Ohio	OH	IA	Utica Mutual Insurance Company	Ownership	100.000	Utica Mutual Insurance Company	NO	
.0201	Utica National Insurance Group	43451	75-1783406				Utica Specialty Risk Insurance Company	TX	IA	Utica Mutual Insurance Company	Ownership	100.000	Utica Mutual Insurance Company	NO	
.0201	Utica National Insurance Group	10990	75-2833000				Utica Lloyd's of Texas	TX	IA	Utica Lloyds Inc.	Attorney-In-Fact	0.000	Utica Mutual Insurance Company	NO	2
			06-1592900				Utica Lloyd's, Inc.	TX	NIA	Utica Mutual Insurance Company	Ownership	100.000	Utica Mutual Insurance Company	NO	
			16-0985531				Uni-Service Operations Corporation	NY	NIA	Utica Mutual Insurance Company	Ownership	100.000	Utica Mutual Insurance Company	NO	
.0201	Utica National Insurance Group	14249	36-2748795				Founders Insurance Company	IL	IA	Utica Mutual Insurance Company	Ownership	100.000	Utica Mutual Insurance Company	NO	
.0201	Utica National Insurance Group	18180	38-2613776				Founders Insurance Company of Michigan	MI	IA	Founders Insurance Company	Ownership	100.000	Utica Mutual Insurance Company	NO	
			36-3250110				Pillar Premium Finance Company	IL	NIA	Founders Insurance Company	Ownership	100.000	Utica Mutual Insurance Company	NO	
			16-1228033				Uni-Service Life Agency, Inc.	NY	NIA	Utica Mutual Insurance Company	Ownership	100.000	Utica Mutual Insurance Company	NO	
			16-1313450				Utica National Group Foundation, Inc.	NY	DTH		Other	0.000		NO	3
			85-2225088				201 Lafayette Street, LLC	NY	NIA	Utica Mutual Insurance Company	Ownership	100.000	Utica Mutual Insurance Company	NO	

Asterisk	Explanation
1	Owned 6% by Graphic Arts Mutual Insurance Company.
2	A Texas Lloyd's association of twelve underwriters under the sponsorship of the Utica Mutual Insurance Company.
3	Shares common management with the group.

ANNUAL STATEMENT FOR THE YEAR 2021 OF THE REPUBLIC-FRANKLIN INSURANCE COMPANY

SCHEDULE Y

PART 2 - SUMMARY OF INSURER'S TRANSACTIONS WITH ANY AFFILIATES

1	2	3	4	5	6	7	8	9	10	11	12	13
NAIC Company Code	ID Number	Names of Insurers and Parent, Subsidiaries or Affiliates	Shareholder Dividends	Capital Contributions	Purchases, Sales or Exchanges of Loans, Securities, Real Estate, Mortgage Loans or Other Investments	Income/ (Disbursements) Incurred in Connection with Guarantees or Undertakings for the Benefit of any Affiliate(s)	Management Agreements and Service Contracts	Income/ (Disbursements) Incurred Under Reinsurance Agreements	*	Any Other Material Activity Not in the Ordinary Course of the Insurer's Business	Totals	Reinsurance Recoverable/ (Payable) on Losses and/or Reserve Credit Taken/(Liability)
25976	15-0476880	Utica Mutual Insurance Company					25,949,376	31,284,532	*		57,233,907	(1,315,566,891)
25984	13-5274760	Graphic Arts Mutual Insurance Company							*			210,623,340
12475	31-4290270	Republic-Franklin Insurance Company							*			456,131,589
10687	16-1486064	Utica National Assurance Company							*			177,117,049
43478	75-1771221	Utica National Insurance Company of Texas							*			221,317,677
13998	27-2764004	Utica National Insurance Company of Ohio					(20,932,674)	(29,818,585)			(50,751,259)	164,779,928
43451	75-1783406	Utica Specialty Risk Insurance Company					(2,272,300)	(11,523,376)			(13,795,677)	25,829,334
10990	75-2833000	Utica Lloyd's of Texas					(2,744,402)	10,057,430			7,313,028	53,357,390
14249	36-2748795	Founders Insurance Company					71,278		*		71,278	6,410,584
18180	38-2613776	Founders Insurance Company of Michigan					(71,278)				(71,278)	
9999999 Control Totals												
									XXX			

**ANNUAL STATEMENT FOR THE YEAR 2021 OF THE REPUBLIC-FRANKLIN INSURANCE COMPANY
SUPPLEMENTAL EXHIBITS AND SCHEDULES INTERROGATORIES**

The following supplemental reports are required to be filed as part of your statement filing unless specifically waived by the domiciliary state. However, in the event that your domiciliary state waives the filing requirement, your response of **WAIVED** to the specific interrogatory will be accepted in lieu of filing a "NONE" report and a bar code will be printed below. If the supplement is required of your company but is not being filed for whatever reason enter **SEE EXPLANATION** and provide an explanation following the interrogatory questions.

	<u>Responses</u>
MARCH FILING	
1. Will an actuarial opinion be filed by March 1?	YES
2. Will the Supplemental Compensation Exhibit be filed with the state of domicile by March 1?	YES
3. Will the confidential Risk-based Capital Report be filed with the NAIC by March 1?	YES
4. Will the confidential Risk-based Capital Report be filed with the state of domicile, if required by March 1?	YES
APRIL FILING	
5. Will the Insurance Expense Exhibit be filed with the state of domicile and the NAIC by April 1?	YES
6. Will Management's Discussion and Analysis be filed by April 1?	YES
7. Will the Supplemental Investment Risk Interrogatories be filed by April 1?	YES
MAY FILING	
8. Will this company be included in a combined annual statement which is filed with the NAIC by May 1?	YES
JUNE FILING	
9. Will an audited financial report be filed by June 1?	YES
10. Will Accountant's Letter of Qualifications be filed with the state of domicile and electronically with the NAIC by June 1?	YES





The following supplemental reports are required to be filed as part of your annual statement filing **if your company is engaged in the type of business covered by the supplement. However, in the event that your company does not transact the type of business for which the special report must be filed, your response of NO to the specific interrogatory will be accepted in lieu of filing a "NONE" report and a bar code will be printed below.** If the supplement is required of your company but is not being filed for whatever reason enter **SEE EXPLANATION** and provide an explanation following the interrogatory questions.

MARCH FILING	
11. Will Schedule SIS (Stockholder Information Supplement) be filed with the state of domicile by March 1?	NO
12. Will the Financial Guaranty Insurance Exhibit be filed by March 1?	NO
13. Will the Medicare Supplement Insurance Experience Exhibit be filed with the state of domicile and the NAIC by March 1?	NO
14. Will Supplement A to Schedule T (Medical Professional Liability Supplement) be filed by March 1?	NO
15. Will the Trusteed Surplus Statement be filed with the state of domicile and the NAIC by March 1?	NO
16. Will the Premiums Attributed to Protected Cells Exhibit be filed by March 1?	NO
17. Will the Reinsurance Summary Supplemental Filing for General Interrogatory 9 be filed with the state of domicile and the NAIC by March 1?	NO
18. Will the Medicare Part D Coverage Supplement be filed with the state of domicile and the NAIC by March 1?	NO
19. Will the confidential Actuarial Opinion Summary be filed with the state of domicile, if required, by March 15 (or the date otherwise specified)?	YES
20. Will the Reinsurance Attestation Supplement be filed with the state of domicile and the NAIC by March 1?	YES
21. Will the Exceptions to the Reinsurance Attestation Supplement be filed with the state of domicile by March 1?	NO
22. Will the Bail Bond Supplement be filed with the state of domicile and the NAIC by March 1?	NO
23. Will the Director and Officer Insurance Coverage Supplement be filed with the state of domicile and the NAIC by March 1?	YES
24. Will an approval from the reporting entity's state of domicile for relief related to the five-year rotation requirement for lead audit partner be filed electronically with the NAIC by March 1?	NO
25. Will an approval from the reporting entity's state of domicile for relief related to the one-year cooling off period for independent CPA be filed electronically with the NAIC by March 1?	NO
26. Will an approval from the reporting entity's state of domicile for relief related to the Requirements for Audit Committees be filed electronically with the NAIC by March 1?	NO
27. Will the Supplemental Schedule for Reinsurance Counterparty Reporting Exception - Asbestos and Pollution Contracts be filed with the state of domicile and the NAIC by March 1?	NO
APRIL FILING	
28. Will the Credit Insurance Experience Exhibit be filed with the state of domicile and the NAIC by April 1?	NO
29. Will the Long-term Care Experience Reporting Forms be filed with the state of domicile and the NAIC by April 1?	NO
30. Will the Accident and Health Policy Experience Exhibit be filed by April 1?	NO
31. Will the Supplemental Health Care Exhibit (Parts 1, 2 and 3) be filed with the state of domicile and the NAIC by April 1?	NO
32. Will the regulator only (non-public) Supplemental Health Care Exhibit's Expense Allocation Report be filed with the state of domicile and the NAIC by April 1?	NO
33. Will the Cybersecurity and Identity Theft Insurance Coverage Supplement be filed with the state of domicile and the NAIC by April 1?	YES
34. Will the Life, Health & Annuity Guaranty Association Assessable Premium Exhibit - Parts 1 and 2 be filed with the state of domicile and the NAIC by April 1?	NO
35. Will the Private Flood Insurance Supplement be filed with the state of domicile and the NAIC by April 1?	YES
36. Will the Mortgage Guaranty Insurance Exhibit be filed with the state of domicile and the NAIC by April 1?	NO
AUGUST FILING	
37. Will Management's Report of Internal Control Over Financial Reporting be filed with the state of domicile by August 1?	NO

Explanations:

- 11.
- 12.
- 13.
- 14.
- 15.
- 16.
- 17.
- 18.
- 21.
- 22.
- 24.
- 25.
- 26.
- 27.
- 28.
- 29.
- 30.
- 31.
- 32.
- 34.
- 36.
- 37.

Bar Codes:

11. SIS Stockholder Information Supplement [Document Identifier 420]	
12. Financial Guaranty Insurance Exhibit [Document Identifier 240]	
13. Medicare Supplement Insurance Experience Exhibit [Document Identifier 360]	
14. Supplement A to Schedule T [Document Identifier 455]	
15. Trusteed Surplus Statement [Document Identifier 490]	
16. Premiums Attributed to Protected Cells Exhibit [Document Identifier 385]	
17. Reinsurance Summary Supplemental Filing [Document Identifier 401]	

ANNUAL STATEMENT FOR THE YEAR 2021 OF THE REPUBLIC-FRANKLIN INSURANCE COMPANY
SUPPLEMENTAL EXHIBITS AND SCHEDULES INTERROGATORIES

18. Medicare Part D Coverage Supplement [Document Identifier 365]



21. Exceptions to the Reinsurance Attestation Supplement
[Document Identifier 400]



22. Bail Bond Supplement [Document Identifier 500]



24. Relief from the five-year rotation requirement for lead audit partner
[Document Identifier 224]



25. Relief from the one-year cooling off period for independent CPA
[Document Identifier 225]



26. Relief from the Requirements for Audit Committees [Document Identifier 226]



27. Reinsurance Counterparty Reporting Exception – Asbestos and Pollution
Contracts [Document Identifier 555]



28. Credit Insurance Experience Exhibit [Document Identifier 230]



29. Long-Term Care Experience Reporting Forms [Document Identifier 306]



30. Accident and Health Policy Experience Exhibit [Document Identifier 210]



31. Supplemental Health Care Exhibit (Parts 1, 2 and 3) [Document Identifier 216]



32. Supplemental Health Care Exhibit's Expense Allocation Report
[Document Identifier 217]



34. Life, Health & Annuity Guaranty Association Assessable Premium Exhibit -
Parts 1 and 2 [Document Identifier 290]



36. Will the Mortgage Guaranty Insurance Exhibit [Document Identifier 565]



37. Management's Report of Internal Control Over Financial Reporting
[Document Identifier 223]



ANNUAL STATEMENT FOR THE YEAR 2021 OF THE REPUBLIC-FRANKLIN INSURANCE COMPANY
OVERFLOW PAGE FOR WRITE-INS

Additional Write-ins for Assets Line 25

	Current Year			Prior Year
	1 Assets	2 Nonadmitted Assets	3 Net Admitted Assets (Cols. 1 - 2)	4 Net Admitted Assets
2504. Miscellaneous Office Equipment	467,897	467,897		
2505. Clearing Accounts	98,361	98,011	350	
2597. Summary of remaining write-ins for Line 25 from overflow page	566,258	565,908	350	

Additional Write-ins for Underwriting and Investment Exhibit Part 3 Line 24

	1	2	3	4
	Loss Adjustment Expenses	Other Underwriting Expenses	Investment Expenses	Total
2404. Services Performed		(780,620)		(780,620)
2405. Intercompany Adjustments		0		0
2406. Interest Expense	0	0	903	903
2407. Miscellaneous Expense	365	14,547	(4,821)	10,090
2408. Change in ULAE reserves	9,567			9,567
2497. Summary of remaining write-ins for Line 24 from overflow page	9,931	(766,073)	(3,919)	(760,060)

Additional Write-ins for Exhibit of Nonadmitted Assets Line 25

	1	2	3
	Current Year Total Nonadmitted Assets	Prior Year Total Nonadmitted Assets	Change in Total Nonadmitted Assets (Col. 2 - Col. 1)
2504. Miscellaneous Office Equipment	467,897	717,115	249,218
2505. Prepaid Expenses	604,095	613,546	9,451
2597. Summary of remaining write-ins for Line 25 from overflow page	1,071,992	1,330,661	258,669



SUPPLEMENT FOR THE YEAR 2021 OF THE REPUBLIC-FRANKLIN INSURANCE COMPANY

DIRECTOR AND OFFICER INSURANCE COVERAGE SUPPLEMENT

For The Year Ended December 31, 2021
(To Be Filed by March 1)

NAIC Group Code 0201

NAIC Company Code 12475

Company Name REPUBLIC-FRANKLIN INSURANCE COMPANY

If the reporting entity writes any director and officer (D&O) business, please provide the following:

1. Monoline Policies

Direct Premiums		Direct Losses		Direct Defense and Cost Containment		Percentage of In Force Policies	
1 Written	2 Earned	3 Paid	4 Incurred	5 Paid	6 Incurred	7 Claims Made	8 Occurrence
\$	\$	\$	\$	\$	\$	%	%

2. Commercial Multiple Peril (CMP) Packaged Policies

- 2.1 Does the reporting entity provide D&O liability coverage as part of a CMP packaged policy? Yes [X] No []
 2.2 Can the direct premium earned for D&O liability coverage provided as part of a CMP packaged policy be quantified or estimated? Yes [X] No []
 2.3 If the answer to question 2.2 is yes, provide the quantified or estimated direct premium earned amount for D&O liability coverage in CMP packaged policies

2.31 Amount quantified: \$ 78,166
 2.32 Amount estimated using reasonable assumptions: \$

2.4 If the answer to question 2.1 is yes, please provide the following:

Direct Losses		Direct Defense and Cost Containment		Percentage of In Force Policies	
1 Paid	2 Paid + Change in Case Reserves	3 Paid	4 Paid + Change in Case Reserves	5 Claims Made	6 Occurrence
\$	\$ 135,000	\$ 46,409	\$ 50,000 100.0 % %