

PROPERTY AND CASUALTY COMPANIES - ASSOCIATION EDITION

ANNUAL STATEMENT
FOR THE YEAR ENDED DECEMBER 31, 2021
OF THE CONDITION AND AFFAIRS OF THE

Bristol West Casualty Insurance Company

NAIC Group Code 0069 0069 NAIC Company Code 11034 Employer's ID Number 34-1893500
(Current) (Prior)

Organized under the Laws of Ohio, State of Domicile or Port of Entry OH
Country of Domicile United States of America

Incorporated/Organized 04/19/1999 Commenced Business 05/18/2000

Statutory Home Office Rockside Center III 5990 West Creek Road, Independence, OH, US 44131
(Street and Number) (City or Town, State, Country and Zip Code)

Main Administrative Office 1300 Concord Terrace, Suite 120
(Street and Number)
Sunrise, FL, US 33323 888-888-0080
(City or Town, State, Country and Zip Code) (Area Code) (Telephone Number)

Mail Address 1300 Concord Terrace, Suite 120 Sunrise, FL, US 33323
(Street and Number or P.O. Box) (City or Town, State, Country and Zip Code)

Primary Location of Books and Records 1300 Concord Terrace, Suite 120
(Street and Number)
Sunrise, FL, US 33323 888-888-0080
(City or Town, State, Country and Zip Code) (Area Code) (Telephone Number)

Internet Website Address www.bristolwest.com

Statutory Statement Contact Maria Eugenia Aguilera, 888-888-0080
(Name) (Area Code) (Telephone Number)
mary.aguilera@bristolwest.com 954-316-5218
(E-mail Address) (FAX Number)

OFFICERS

President Bronwyn Elizabeth Koopman Treasurer Maria Eugenia Aguilera
Secretary Maura Crough Popp #

OTHER

Maite Irakoze Baur Victoria Louise McCarthy Thomas Sangkyu Noh
Todd Michael Williams

DIRECTORS OR TRUSTEES

Thomas David Brown Bronwyn Elizabeth Koopman Dennis Joseph Lorch
Ronald George Myhan Todd Michael Williams

State of Florida SS
County of Broward

The officers of this reporting entity being duly sworn, each depose and say that they are the described officers of said reporting entity, and that on the reporting period stated above, all of the herein described assets were the absolute property of the said reporting entity, free and clear from any liens or claims thereon, except as herein stated, and that this statement, together with related exhibits, schedules and explanations therein contained, annexed or referred to, is a full and true statement of all the assets and liabilities and of the condition and affairs of the said reporting entity as of the reporting period stated above, and of its income and deductions therefrom for the period ended, and have been completed in accordance with the NAIC Annual Statement Instructions and Accounting Practices and Procedures manual except to the extent that: (1) state law may differ; or, (2) that state rules or regulations require differences in reporting not related to accounting practices and procedures, according to the best of their information, knowledge and belief, respectively. Furthermore, the scope of this attestation by the described officers also includes the related corresponding electronic filing with the NAIC, when required, that is an exact copy (except for formatting differences due to electronic filing) of the enclosed statement. The electronic filing may be requested by various regulators in lieu of or in addition to the enclosed statement.

Bronwyn E. Koopman
Bronwyn E. Koopman
President

Maura C. Popp
Maura C. Popp
Secretary

Maria E. Aguilera
Maria E. Aguilera
Treasurer

Subscribed and sworn to before me this 28th day of February, 2022
Laura Shull
Laura Shull
Notary Public
10/18/2025

- a. Is this an original filing? Yes [X] No []
b. If no,
1. State the amendment number.....
2. Date filed
3. Number of pages attached.....





ANNUAL STATEMENT FOR THE YEAR 2021 OF THE Bristol West Casualty Insurance Company

EXHIBIT OF PREMIUMS AND LOSSES (Statutory Page 14)

NAIC Group Code 0069

BUSINESS IN THE STATE OF Minnesota

DURING THE YEAR 2021

NAIC Company Code 11034

Line of Business	Gross Premiums, Including Policy and Membership Fees, Less Return Premiums and Premiums on Policies not Taken		3 Dividends Paid or Credited to Policyholders on Direct Business	4 Direct Unearned Premium Reserves	5 Direct Losses Paid (deducting salvage)	6 Direct Losses Incurred	7 Direct Losses Unpaid	8 Direct Defense and Cost Containment Expense Paid	9 Direct Defense and Cost Containment Expense Incurred	10 Direct Defense and Cost Containment Expense Unpaid	11 Commissions and Brokerage Expenses	12 Taxes, Licenses and Fees
	1 Direct Premiums Written	2 Direct Premiums Earned										
1. Fire												
2.1 Allied lines												
2.2 Multiple peril crop												
2.3 Federal flood												
2.4 Private crop												
2.5 Private flood												
3. Farmowners multiple peril												
4. Homeowners multiple peril												
5.1 Commercial multiple peril (non-liability portion)												
5.2 Commercial multiple peril (liability portion)												
6. Mortgage guaranty												
8. Ocean marine												
9. Inland marine												
10. Financial guaranty												
11. Medical professional liability												
12. Earthquake												
13. Group accident and health (b)												
14. Credit accident and health (group and individual)												
15.1 Collectively renewable accident and health (b)												
15.2 Non-cancelable accident and health(b)												
15.3 Guaranteed renewable accident and health(b)												
15.4 Non-renewable for stated reasons only (b)												
15.5 Other accident only												
15.6 Medicare Title XVIII exempt from state taxes or fees												
15.7 All other accident and health (b)												
15.8 Federal employees health benefits plan premium (b)												
16. Workers' compensation												
17.1 Other Liability - occurrence												
17.2 Other Liability - claims made												
17.3 Excess workers' compensation												
18. Products liability												
19.1 Private passenger auto no-fault (personal injury protection)	1,948,323	1,809,373		549,383	984,288	1,083,998	448,226	18,232	18,876	36,418	163,487	49,194
19.2 Other private passenger auto liability	4,393,996	4,111,242		1,217,998	2,676,896	3,249,568	2,825,240	53,712	68,842	75,502	376,986	111,389
19.3 Commercial auto no-fault (personal injury protection)												
19.4 Other commercial auto liability												
21.1 Private passenger auto physical damage	2,460,516	2,265,904		698,034	1,358,418	1,494,303	264,855	284	(61)	291	198,061	62,906
21.2 Commercial auto physical damage												
22. Aircraft (all perils)												
23. Fidelity												
24. Surety												
26. Burglary and theft												
27. Boiler and machinery												
28. Credit												
29. International												
30. Warranty												
34. Aggregate write-ins for other lines of business												
35. TOTALS (a)	8,802,835	8,186,519		2,465,415	5,019,602	5,827,869	3,538,321	72,228	87,657	112,211	738,534	223,489
DETAILS OF WRITE-INS												
3401.												
3402.												
3403.												
3498. Summary of remaining write-ins for Line 34 from overflow page												
3499. Totals (Lines 3401 thru 3403 plus 3498)(Line 34 above)												

(a) Finance and service charges not included in Lines 1 to 35 \$ 326,232

(b) For health business on indicated lines report: Number of persons insured under PPO managed care products and number of persons insured under indemnity only products

19 MN



ANNUAL STATEMENT FOR THE YEAR 2021 OF THE Bristol West Casualty Insurance Company

EXHIBIT OF PREMIUMS AND LOSSES (Statutory Page 14)

NAIC Group Code 0069

BUSINESS IN THE STATE OF Ohio

DURING THE YEAR 2021

NAIC Company Code 11034

Line of Business	Gross Premiums, Including Policy and Membership Fees, Less Return Premiums and Premiums on Policies not Taken		3 Dividends Paid or Credited to Policyholders on Direct Business	4 Direct Unearned Premium Reserves	5 Direct Losses Paid (deducting salvage)	6 Direct Losses Incurred	7 Direct Losses Unpaid	8 Direct Defense and Cost Containment Expense Paid	9 Direct Defense and Cost Containment Expense Incurred	10 Direct Defense and Cost Containment Expense Unpaid	11 Commissions and Brokerage Expenses	12 Taxes, Licenses and Fees
	1 Direct Premiums Written	2 Direct Premiums Earned										
1. Fire												
2.1 Allied lines												
2.2 Multiple peril crop												
2.3 Federal flood												
2.4 Private crop												
2.5 Private flood												
3. Farmowners multiple peril												
4. Homeowners multiple peril												
5.1 Commercial multiple peril (non-liability portion)												
5.2 Commercial multiple peril (liability portion)												
6. Mortgage guaranty												
8. Ocean marine												
9. Inland marine												
10. Financial guaranty												
11. Medical professional liability												
12. Earthquake												
13. Group accident and health (b)												
14. Credit accident and health (group and individual)												
15.1 Collectively renewable accident and health (b)												
15.2 Non-cancelable accident and health(b)												
15.3 Guaranteed renewable accident and health(b)												
15.4 Non-renewable for stated reasons only (b)												
15.5 Other accident only												
15.6 Medicare Title XVIII exempt from state taxes or fees												
15.7 All other accident and health (b)												
15.8 Federal employees health benefits plan premium (b)												
16. Workers' compensation												
17.1 Other Liability - occurrence												
17.2 Other Liability - claims made												
17.3 Excess workers' compensation												
18. Products liability												
19.1 Private passenger auto no-fault (personal injury protection)												
19.2 Other private passenger auto liability	5,721,377	6,029,044		1,525,821	3,665,620	3,184,842	3,003,258	83,149	109,077	320,362	465,377	175,622
19.3 Commercial auto no-fault (personal injury protection)												
19.4 Other commercial auto liability												
21.1 Private passenger auto physical damage	2,344,714	2,438,544		667,337	1,659,314	1,671,191	185,335	590	680	2,001	197,569	70,931
21.2 Commercial auto physical damage												
22. Aircraft (all perils)												
23. Fidelity												
24. Surety												
26. Burglary and theft												
27. Boiler and machinery												
28. Credit												
29. International												
30. Warranty												
34. Aggregate write-ins for other lines of business												
35. TOTALS (a)	8,066,091	8,467,588		2,193,158	5,324,934	4,856,033	3,188,593	83,739	109,757	322,363	662,946	246,553
DETAILS OF WRITE-INS												
3401.												
3402.												
3403.												
3498. Summary of remaining write-ins for Line 34 from overflow page												
3499. Totals (Lines 3401 thru 3403 plus 3498)(Line 34 above)												

(a) Finance and service charges not included in Lines 1 to 35 \$ 401,402

(b) For health business on indicated lines report: Number of persons insured under PPO managed care products and number of persons insured under indemnity only products

19 OH



ANNUAL STATEMENT FOR THE YEAR 2021 OF THE Bristol West Casualty Insurance Company

EXHIBIT OF PREMIUMS AND LOSSES (Statutory Page 14)

NAIC Group Code 0069

BUSINESS IN THE STATE OF Virginia

DURING THE YEAR 2021

NAIC Company Code 11034

Line of Business	Gross Premiums, Including Policy and Membership Fees, Less Return Premiums and Premiums on Policies not Taken		3 Dividends Paid or Credited to Policyholders on Direct Business	4 Direct Unearned Premium Reserves	5 Direct Losses Paid (deducting salvage)	6 Direct Losses Incurred	7 Direct Losses Unpaid	8 Direct Defense and Cost Containment Expense Paid	9 Direct Defense and Cost Containment Expense Incurred	10 Direct Defense and Cost Containment Expense Unpaid	11 Commissions and Brokerage Expenses	12 Taxes, Licenses and Fees
	1 Direct Premiums Written	2 Direct Premiums Earned										
1. Fire												
2.1 Allied lines												
2.2 Multiple peril crop												
2.3 Federal flood												
2.4 Private crop												
2.5 Private flood												
3. Farmowners multiple peril												
4. Homeowners multiple peril												
5.1 Commercial multiple peril (non-liability portion)												
5.2 Commercial multiple peril (liability portion)												
6. Mortgage guaranty												
8. Ocean marine												
9. Inland marine												
10. Financial guaranty												
11. Medical professional liability												
12. Earthquake												
13. Group accident and health (b)												
14. Credit accident and health (group and individual)												
15.1 Collectively renewable accident and health (b)												
15.2 Non-cancelable accident and health(b)												
15.3 Guaranteed renewable accident and health(b)												
15.4 Non-renewable for stated reasons only (b)												
15.5 Other accident only												
15.6 Medicare Title XVIII exempt from state taxes or fees												
15.7 All other accident and health (b)												
15.8 Federal employees health benefits plan premium (b)												
16. Workers' compensation												
17.1 Other Liability - occurrence												
17.2 Other Liability - claims made												
17.3 Excess workers' compensation												
18. Products liability												
19.1 Private passenger auto no-fault (personal injury protection)	1,246	1,277		273							37	34
19.2 Other private passenger auto liability	1,094,980	1,195,061		253,261	488,185	575,785	729,605	57,363	29,833	98,617	51,597	30,318
19.3 Commercial auto no-fault (personal injury protection)												
19.4 Other commercial auto liability												
21.1 Private passenger auto physical damage	609,171	660,039		139,373	236,885	217,668	24,193	745	863	259	25,667	16,833
21.2 Commercial auto physical damage												
22. Aircraft (all perils)												
23. Fidelity												
24. Surety												
26. Burglary and theft												
27. Boiler and machinery												
28. Credit												
29. International												
30. Warranty												
34. Aggregate write-ins for other lines of business												
35. TOTALS (a)	1,705,397	1,856,377		392,907	725,070	793,453	753,798	58,108	30,696	98,876	77,301	47,185
DETAILS OF WRITE-INS												
3401.												
3402.												
3403.												
3498. Summary of remaining write-ins for Line 34 from overflow page												
3499. Totals (Lines 3401 thru 3403 plus 3498)(Line 34 above)												

(a) Finance and service charges not included in Lines 1 to 35 \$ 53,495

(b) For health business on indicated lines report: Number of persons insured under PPO managed care products and number of persons insured under indemnity only products

19 VA



ANNUAL STATEMENT FOR THE YEAR 2021 OF THE Bristol West Casualty Insurance Company

EXHIBIT OF PREMIUMS AND LOSSES (Statutory Page 14)

NAIC Group Code 0069

BUSINESS IN THE STATE OF Wyoming

DURING THE YEAR 2021

NAIC Company Code 11034

Line of Business	Gross Premiums, Including Policy and Membership Fees, Less Return Premiums and Premiums on Policies not Taken		3 Dividends Paid or Credited to Policyholders on Direct Business	4 Direct Unearned Premium Reserves	5 Direct Losses Paid (deducting salvage)	6 Direct Losses Incurred	7 Direct Losses Unpaid	8 Direct Defense and Cost Containment Expense Paid	9 Direct Defense and Cost Containment Expense Incurred	10 Direct Defense and Cost Containment Expense Unpaid	11 Commissions and Brokerage Expenses	12 Taxes, Licenses and Fees
	1 Direct Premiums Written	2 Direct Premiums Earned										
1. Fire												
2.1 Allied lines												
2.2 Multiple peril crop												
2.3 Federal flood												
2.4 Private crop												
2.5 Private flood												
3. Farmowners multiple peril												
4. Homeowners multiple peril												
5.1 Commercial multiple peril (non-liability portion)												
5.2 Commercial multiple peril (liability portion)												
6. Mortgage guaranty												
8. Ocean marine												
9. Inland marine												
10. Financial guaranty												
11. Medical professional liability												
12. Earthquake												
13. Group accident and health (b)												
14. Credit accident and health (group and individual)												
15.1 Collectively renewable accident and health (b)												
15.2 Non-cancelable accident and health(b)												
15.3 Guaranteed renewable accident and health(b)												
15.4 Non-renewable for stated reasons only (b)												
15.5 Other accident only												
15.6 Medicare Title XVIII exempt from state taxes or fees												
15.7 All other accident and health (b)												
15.8 Federal employees health benefits plan premium (b)												
16. Workers' compensation												
17.1 Other Liability - occurrence												
17.2 Other Liability - claims made												
17.3 Excess workers' compensation												
18. Products liability												
19.1 Private passenger auto no-fault (personal injury protection)												
19.2 Other private passenger auto liability	2,241,996	2,190,660		538,613	1,059,766	1,429,322	1,858,738	16,308	25,508	36,884	206,032	57,517
19.3 Commercial auto no-fault (personal injury protection)												
19.4 Other commercial auto liability												
21.1 Private passenger auto physical damage	1,475,642	1,429,163		379,195	940,099	1,000,146	144,913	129	2,431	10,815	140,388	37,075
21.2 Commercial auto physical damage												
22. Aircraft (all perils)												
23. Fidelity												
24. Surety												
26. Burglary and theft												
27. Boiler and machinery												
28. Credit												
29. International												
30. Warranty												
34. Aggregate write-ins for other lines of business												
35. TOTALS (a)	3,717,638	3,619,823		917,808	1,999,865	2,429,468	2,003,651	16,437	27,939	47,699	346,420	94,592
DETAILS OF WRITE-INS												
3401.												
3402.												
3403.												
3498. Summary of remaining write-ins for Line 34 from overflow page												
3499. Totals (Lines 3401 thru 3403 plus 3498)(Line 34 above)												

(a) Finance and service charges not included in Lines 1 to 35 \$ 152,119

(b) For health business on indicated lines report: Number of persons insured under PPO managed care products and number of persons insured under indemnity only products

191WV



ANNUAL STATEMENT FOR THE YEAR 2021 OF THE Bristol West Casualty Insurance Company

EXHIBIT OF PREMIUMS AND LOSSES (Statutory Page 14)

NAIC Group Code 0069

BUSINESS IN THE STATE OF Grand Total

DURING THE YEAR 2021

NAIC Company Code 11034

Line of Business	Gross Premiums, Including Policy and Membership Fees, Less Return Premiums and Premiums on Policies not Taken		3 Dividends Paid or Credited to Policyholders on Direct Business	4 Direct Unearned Premium Reserves	5 Direct Losses Paid (deducting salvage)	6 Direct Losses Incurred	7 Direct Losses Unpaid	8 Direct Defense and Cost Containment Expense Paid	9 Direct Defense and Cost Containment Expense Incurred	10 Direct Defense and Cost Containment Expense Unpaid	11 Commissions and Brokerage Expenses	12 Taxes, Licenses and Fees
	1 Direct Premiums Written	2 Direct Premiums Earned										
1. Fire												
2.1 Allied lines												
2.2 Multiple peril crop												
2.3 Federal flood												
2.4 Private crop												
2.5 Private flood												
3. Farmowners multiple peril												
4. Homeowners multiple peril												
5.1 Commercial multiple peril (non-liability portion)												
5.2 Commercial multiple peril (liability portion)												
6. Mortgage guaranty												
8. Ocean marine												
9. Inland marine												
10. Financial guaranty												
11. Medical professional liability												
12. Earthquake												
13. Group accident and health (b)												
14. Credit accident and health (group and individual)												
15.1 Collectively renewable accident and health (b)												
15.2 Non-cancelable accident and health(b)												
15.3 Guaranteed renewable accident and health(b)												
15.4 Non-renewable for stated reasons only (b)												
15.5 Other accident only												
15.6 Medicare Title XVIII exempt from state taxes or fees												
15.7 All other accident and health (b)												
15.8 Federal employees health benefits plan premium (b)												
16. Workers' compensation												
17.1 Other Liability - occurrence												
17.2 Other Liability - claims made												
17.3 Excess workers' compensation												
18. Products liability												
19.1 Private passenger auto no-fault (personal injury protection)	1,949,569	1,810,650		549,656	984,288	1,083,998	448,226	18,232	18,876	36,418	163,524	49,228
19.2 Other private passenger auto liability	13,452,349	13,526,007		3,535,693	7,890,467	8,439,517	8,416,841	210,532	233,260	531,365	1,099,992	374,846
19.3 Commercial auto no-fault (personal injury protection)												
19.4 Other commercial auto liability												
21.1 Private passenger auto physical damage	6,890,043	6,793,650		1,883,939	4,194,716	4,383,308	619,296	1,748	3,913	13,366	561,685	187,745
21.2 Commercial auto physical damage												
22. Aircraft (all perils)												
23. Fidelity												
24. Surety												
26. Burglary and theft												
27. Boiler and machinery												
28. Credit												
29. International												
30. Warranty												
34. Aggregate write-ins for other lines of business												
35. TOTALS (a)	22,291,961	22,130,307		5,969,288	13,069,471	13,906,823	9,484,363	230,512	256,049	581,149	1,825,201	611,819
DETAILS OF WRITE-INS												
3401.												
3402.												
3403.												
3498. Summary of remaining write-ins for Line 34 from overflow page												
3499. Totals (Lines 3401 thru 3403 plus 3498)(Line 34 above)												

(a) Finance and service charges not included in Lines 1 to 35 \$ 933,248

(b) For health business on indicated lines report: Number of persons insured under PPO managed care products and number of persons insured under indemnity only products

19 GT

Schedule F - Part 1 - Assumed Reinsurance

N O N E

Schedule F - Part 2 - Premium Portfolio Reinsurance Effected or (Canceled)

N O N E

ANNUAL STATEMENT FOR THE YEAR 2021 OF THE Bristol West Casualty Insurance Company

SCHEDULE F - PART 3

Ceded Reinsurance as of December 31, Current Year (\$000 Omitted)

1 ID Number	2 NAIC Com- pany Code	3 Name of Reinsurer	4 Domiciliary Jurisdiction	5 Special Code	6 Reinsurance Premiums Ceded	Reinsurance Recoverable On									16 Amount in Dispute included in Column 15	Reinsurance Payable		19 Net Amount Recoverable From Reinsurers Cols. 15 - [17 + 18]	20 Funds Held by Company Under Reinsurance Treaties
						7 Paid Losses	8 Paid LAE	9 Known Case Loss Reserves	10 Known Case LAE Reserves	11 IBNR Loss Reserves	12 IBNR LAE Reserves	13 Unearned Premiums	14 Contingent Commis- sions	15 Columns 7 through 14 Totals		17 Ceded Balances Payable	18 Other Amounts Due to Reinsurers		
95-2575893	21652	Farmers Insurance Exchange	CA		22,292	1,109	164	5,951		3,534	1,040	5,969		17,767		7,708		10,059	
0399999		Total Authorized - Affiliates - U.S. Non-Pool - Other			22,292	1,109	164	5,951		3,534	1,040	5,969		17,767		7,708		10,059	
0499999		Total Authorized - Affiliates - U.S. Non-Pool			22,292	1,109	164	5,951		3,534	1,040	5,969		17,767		7,708		10,059	
0799999		Total Authorized - Affiliates - Other (Non-U.S.)																	
0899999		Total Authorized - Affiliates			22,292	1,109	164	5,951		3,534	1,040	5,969		17,767		7,708		10,059	
1499999		Total Authorized Excluding Protected Cells (Sum of 0899999, 0999999, 1099999, 1199999 and 1299999)			22,292	1,109	164	5,951		3,534	1,040	5,969		17,767		7,708		10,059	
1899999		Total Unauthorized - Affiliates - U.S. Non-Pool																	
2199999		Total Unauthorized - Affiliates - Other (Non-U.S.)																	
2299999		Total Unauthorized - Affiliates																	
2899999		Total Unauthorized Excluding Protected Cells (Sum of 2299999, 2399999, 2499999, 2599999 and 2699999)																	
3299999		Total Certified - Affiliates - U.S. Non-Pool																	
3599999		Total Certified - Affiliates - Other (Non-U.S.)																	
3699999		Total Certified - Affiliates																	
4299999		Total Certified Excluding Protected Cells (Sum of 3699999, 3799999, 3899999, 3999999 and 4099999)																	
4699999		Total Reciprocal Jurisdiction - Affiliates - U.S. Non-Pool																	
4999999		Total Reciprocal Jurisdiction - Affiliates - Other (Non-U.S.)																	
5099999		Total Reciprocal Jurisdiction - Affiliates																	
5699999		Total Reciprocal Jurisdiction Excluding Protected Cells (Sum of 5099999, 5199999, 5299999, 5399999 and 5499999)																	
5799999		Total Authorized, Unauthorized, Reciprocal Jurisdiction and Certified Excluding Protected Cells (Sum of 1499999, 2899999, 4299999 and 5699999)			22,292	1,109	164	5,951		3,534	1,040	5,969		17,767		7,708		10,059	
5899999		Total Protected Cells (Sum of 1399999, 2799999, 4199999 and 5599999)																	
9999999		Totals			22,292	1,109	164	5,951		3,534	1,040	5,969		17,767		7,708		10,059	

ANNUAL STATEMENT FOR THE YEAR 2021 OF THE Bristol West Casualty Insurance Company

SCHEDULE F - PART 3 (Continued)

Ceded Reinsurance as of December 31, Current Year (\$000 Omitted)
(Credit Risk)

ID Number From Col. 1	Name of Reinsurer From Col. 3	Collateral				25 Total Funds Held, Payables & Collateral	26 Net Recoverable Net of Funds Held & Collateral	27 Applicable Sch. F Penalty (Col. 78)	Ceded Reinsurance Credit Risk								
		21 Multiple Beneficiary Trusts	22 Letters of Credit	23 Issuing or Confirming Bank Reference Number	24 Single Beneficiary Trusts & Other Allowable Collateral				28 Total Amount Recoverable from Reinsurers Less Penalty (Cols. 15-27)	29 Stressed Recoverable (Col. 28 * 120%)	30 Reinsurance Payable & Funds Held (Cols. 17+18+20; but not in excess of Col. 29)	31 Stressed Net Recoverable (Cols. 29-30)	32 Total Collateral (Cols. 21+22 + 24, not in Excess of Col. 31)	33 Stressed Net Recoverable Net of Collateral Offsets (Cols. 31-32)	34 Reinsurer Designation Equivalent	35 Credit Risk on Collateralized Recoverables (Col. 32 * Factor Applicable to Reinsurer Designation Equivalent in Col. 34)	36 Credit Risk on Un-collateralized Recoverables (Col. 33 * Factor Applicable to Reinsurer Designation Equivalent in Col. 34)
95-2575893	Farmers Insurance Exchange					7,708	10,059		XXX	XXX	XXX	XXX	XXX	XXX	XXX	XXX	XXX
0399999	Total Authorized - Affiliates - U.S. Non-Pool - Other			XXX		7,708	10,059		XXX	XXX	XXX	XXX	XXX	XXX	XXX	XXX	XXX
0499999	Total Authorized - Affiliates - U.S. Non-Pool			XXX		7,708	10,059		XXX	XXX	XXX	XXX	XXX	XXX	XXX	XXX	XXX
0799999	Total Authorized - Affiliates - Other (Non-U.S.)			XXX											XXX		
0899999	Total Authorized - Affiliates			XXX		7,708	10,059								XXX		
1499999	Total Authorized Excluding Protected Cells (Sum of 0899999, 0999999, 1099999, 1199999 and 1299999)			XXX		7,708	10,059								XXX		
1899999	Total Unauthorized - Affiliates - U.S. Non-Pool			XXX					XXX	XXX	XXX	XXX	XXX	XXX	XXX	XXX	XXX
2199999	Total Unauthorized - Affiliates - Other (Non-U.S.)			XXX											XXX		
2299999	Total Unauthorized - Affiliates			XXX											XXX		
2899999	Total Unauthorized Excluding Protected Cells (Sum of 2299999, 2399999, 2499999, 2599999 and 2699999)			XXX											XXX		
3299999	Total Certified - Affiliates - U.S. Non-Pool			XXX					XXX	XXX	XXX	XXX	XXX	XXX	XXX	XXX	XXX
3599999	Total Certified - Affiliates - Other (Non-U.S.)			XXX											XXX		
3699999	Total Certified - Affiliates			XXX											XXX		
4299999	Total Certified Excluding Protected Cells (Sum of 3699999, 3799999, 3899999, 3999999 and 4099999)			XXX											XXX		
4699999	Total Reciprocal Jurisdiction - Affiliates - U.S. Non-Pool			XXX					XXX	XXX	XXX	XXX	XXX	XXX	XXX	XXX	XXX
4999999	Total Reciprocal Jurisdiction - Affiliates - Other (Non-U.S.)			XXX											XXX		
5099999	Total Reciprocal Jurisdiction - Affiliates			XXX											XXX		
5699999	Total Reciprocal Jurisdiction Excluding Protected Cells (Sum of 5099999, 5199999, 5299999, 5399999 and 5499999)			XXX											XXX		
5799999	Total Authorized, Unauthorized, Reciprocal Jurisdiction and Certified Excluding Protected Cells (Sum of 1499999, 2899999, 4299999 and 5699999)			XXX		7,708	10,059								XXX		
5899999	Total Protected Cells (Sum of 1399999, 2799999, 4199999 and 5599999)			XXX					XXX	XXX	XXX	XXX	XXX	XXX	XXX	XXX	XXX
9999999	Totals			XXX		7,708	10,059		XXX	XXX	XXX	XXX	XXX	XXX	XXX	XXX	XXX

ANNUAL STATEMENT FOR THE YEAR 2021 OF THE Bristol West Casualty Insurance Company

SCHEDULE F - PART 3 (Continued)

Ceded Reinsurance as of December 31, Current Year (\$000 Omitted)
(Aging of Ceded Reinsurance)

ID Number From Col. 1	Name of Reinsurer From Col. 3	Reinsurance Recoverable on Paid Losses and Paid Loss Adjustment Expenses							44 Total Recoverable on Paid Losses & LAE Amounts in Dispute Included in Col. 43	45 Recoverable on Paid Losses & LAE Over 90 Days Past Due Amounts in Dispute Included in Cols. 40 & 41	46 Total Recoverable on Paid Losses & LAE Amounts Not in Dispute (Cols 43-44)	47 Recoverable on Paid Losses & LAE Over 90 Days Past Due Amounts Not in Dispute (Cols. 40 + 41 - 45)	48 Amounts Received Prior 90 Days	49 Percentage Overdue Col. 42/Col. 43	50 Percentage of Amounts More Than 90 Days Overdue Not in Dispute (Col. 47/[Cols. 46+48])	51 Percentage More Than 120 Days Overdue (Col. 41/ Col. 43)	52 Is the Amount in Col. 50 Less Than 20%? (Yes or No)	53 Amounts in Col. 47 for Reinsurers with Values Less Than 20% in Col. 50
		37 Current	38 Overdue				42 Total Overdue Cols. 38+39 +40+41	43 Total Due Cols. 37+42 (In total should equal Cols. 7+8)										
			38 1 - 29 Days	39 30 - 90 Days	40 91 - 120 Days	41 Over 120 Days												
95-2575893 ...	Farmers Insurance Exchange	1,273					1,273			1,273		3,654					XXX	
0399999. Total Authorized - Affiliates - U.S. Non-Pool - Other		1,273					1,273			1,273		3,654					XXX	
0499999. Total Authorized - Affiliates - U.S. Non-Pool		1,273					1,273			1,273		3,654					XXX	
0799999. Total Authorized - Affiliates - Other (Non-U.S.)																	XXX	
0899999. Total Authorized - Affiliates		1,273					1,273			1,273		3,654					XXX	
1499999. Total Authorized Excluding Protected Cells (Sum of 0899999, 0999999, 1099999, 1199999 and 1299999)		1,273					1,273			1,273		3,654					XXX	
1899999. Total Unauthorized - Affiliates - U.S. Non-Pool																	XXX	
2199999. Total Unauthorized - Affiliates - Other (Non-U.S.)																	XXX	
2299999. Total Unauthorized - Affiliates																	XXX	
2899999. Total Unauthorized Excluding Protected Cells (Sum of 2299999, 2399999, 2499999, 2599999 and 2699999)																	XXX	
3299999. Total Certified - Affiliates - U.S. Non-Pool																	XXX	
3599999. Total Certified - Affiliates - Other (Non-U.S.)																	XXX	
3699999. Total Certified - Affiliates																	XXX	
4299999. Total Certified Excluding Protected Cells (Sum of 3699999, 3799999, 3899999, 3999999 and 4099999)																	XXX	
4699999. Total Reciprocal Jurisdiction - Affiliates - U.S. Non-Pool																	XXX	
4999999. Total Reciprocal Jurisdiction - Affiliates - Other (Non-U.S.)																	XXX	
5099999. Total Reciprocal Jurisdiction - Affiliates																	XXX	
5699999. Total Reciprocal Jurisdiction Excluding Protected Cells (Sum of 5099999, 5199999, 5299999, 5399999 and 5499999)																	XXX	
5799999. Total Authorized, Unauthorized, Reciprocal Jurisdiction and Certified Excluding Protected Cells (Sum of 1499999, 2899999, 4299999 and 5699999)		1,273					1,273			1,273		3,654					XXX	
5899999. Total Protected Cells (Sum of 1399999, 2799999, 4199999 and 5599999)																	XXX	
9999999 Totals		1,273					1,273			1,273		3,654					XXX	

ANNUAL STATEMENT FOR THE YEAR 2021 OF THE Bristol West Casualty Insurance Company

SCHEDULE F - PART 3 (Continued)

Ceded Reinsurance as of December 31, Current Year (\$000 Omitted)
(Provision for Reinsurance for Certified Reinsurers)

ID Number From Col. 1	Name of Reinsurer From Col. 3	Provision for Certified Reinsurance													Complete if Col. 52 = "No"; Otherwise Enter 0			69 Provision for Overdue Reinsurance Ceded to Certified Reinsurers (Greater of [Col. 62 + Col. 65] or Col.68; not to Exceed Col. 63)
		54	55	56	57	58	59	60	61	62	63	64	65	66	67	68		
		Certified Reinsurer Rating (1 through 6)	Effective Date of Certified Reinsurer Rating	Percent Collateral Required for Full Credit (0% through 100%)	Catastrophe Recoverables Qualifying for Collateral Deferral	Net Recoverables Subject to Collateral Requirements for Full Credit (Col. 19 - Col. 57)	Dollar Amount of Collateral Required (Col. 56 * Col. 58)	Percent of Collateral Provided for Net Recoverables Subject to Collateral Requirements ([Col. 20 + Col. 21 + Col. 22 + Col. 24] / Col. 58)	Percent Credit Allowed on Net Recoverables Subject to Collateral Requirements (Col. 60 / Col. 56, not to exceed 100%)	20% of Recoverable on Paid Losses & LAE Over 90 Days Past Due Amounts in Dispute (Col. 45 * 20%)	Amount of Credit Allowed for Net Recoverables (Col. 57 + [Col. 58 * Col. 61])	Provision for Reinsurance with Certified Reinsurers Due to Collateral Deficiency (Col. 19 - Col. 63)	20% of Recoverable on Paid Losses & LAE Over 90 Days Past Due Amounts Not in Dispute (Col. 47 * 20%)	Total Collateral Provided (Col. 20 + Col. 21 + Col. 24, not to Exceed Col. 63)	Net Unsecured Recoverable for Which Credit is Allowed (Col. 63 - Col. 66)	20% of Amount in Col. 67		
95-2575893	Farmers Insurance Exchange	XXX	XXX	XXX	XXX	XXX	XXX	XXX	XXX	XXX	XXX	XXX	XXX	XXX	XXX	XXX	XXX	
0399999	Total Authorized - Affiliates - U.S. Non-Pool - Other			XXX	XXX	XXX	XXX	XXX	XXX	XXX	XXX	XXX	XXX	XXX	XXX	XXX	XXX	
0499999	Total Authorized - Affiliates - U.S. Non-Pool			XXX	XXX	XXX	XXX	XXX	XXX	XXX	XXX	XXX	XXX	XXX	XXX	XXX	XXX	
0799999	Total Authorized - Affiliates - Other (Non-U.S.)			XXX	XXX	XXX	XXX	XXX	XXX	XXX	XXX	XXX	XXX	XXX	XXX	XXX	XXX	
0899999	Total Authorized - Affiliates			XXX	XXX	XXX	XXX	XXX	XXX	XXX	XXX	XXX	XXX	XXX	XXX	XXX	XXX	
1499999	Total Authorized Excluding Protected Cells (Sum of 0899999, 0999999, 1099999, 1199999 and 1299999)			XXX	XXX	XXX	XXX	XXX	XXX	XXX	XXX	XXX	XXX	XXX	XXX	XXX	XXX	
1899999	Total Unauthorized - Affiliates - U.S. Non-Pool			XXX	XXX	XXX	XXX	XXX	XXX	XXX	XXX	XXX	XXX	XXX	XXX	XXX	XXX	
2199999	Total Unauthorized - Affiliates - Other (Non-U.S.)			XXX	XXX	XXX	XXX	XXX	XXX	XXX	XXX	XXX	XXX	XXX	XXX	XXX	XXX	
2299999	Total Unauthorized - Affiliates			XXX	XXX	XXX	XXX	XXX	XXX	XXX	XXX	XXX	XXX	XXX	XXX	XXX	XXX	
2899999	Total Unauthorized Excluding Protected Cells (Sum of 2299999, 2399999, 2499999, 2599999 and 2699999)			XXX	XXX	XXX	XXX	XXX	XXX	XXX	XXX	XXX	XXX	XXX	XXX	XXX	XXX	
3299999	Total Certified - Affiliates - U.S. Non-Pool			XXX				XXX	XXX									
3599999	Total Certified - Affiliates - Other (Non-U.S.)			XXX				XXX	XXX									
3699999	Total Certified - Affiliates			XXX				XXX	XXX									
4299999	Total Certified Excluding Protected Cells (Sum of 3699999, 3799999, 3899999, 3999999 and 4099999)			XXX				XXX	XXX									
4699999	Total Reciprocal Jurisdiction - Affiliates - U.S. Non-Pool			XXX	XXX	XXX	XXX	XXX	XXX	XXX	XXX	XXX	XXX	XXX	XXX	XXX	XXX	
4999999	Total Reciprocal Jurisdiction - Affiliates - Other (Non-U.S.)			XXX	XXX	XXX	XXX	XXX	XXX	XXX	XXX	XXX	XXX	XXX	XXX	XXX	XXX	
5099999	Total Reciprocal Jurisdiction - Affiliates			XXX	XXX	XXX	XXX	XXX	XXX	XXX	XXX	XXX	XXX	XXX	XXX	XXX	XXX	
5699999	Total Reciprocal Jurisdiction Excluding Protected Cells (Sum of 5099999, 5199999, 5299999, 5399999 and 5499999)			XXX	XXX	XXX	XXX	XXX	XXX	XXX	XXX	XXX	XXX	XXX	XXX	XXX	XXX	
5799999	Total Authorized, Unauthorized, Reciprocal Jurisdiction and Certified Excluding Protected Cells (Sum of 1499999, 2899999, 4299999 and 5699999)			XXX				XXX	XXX									
5899999	Total Protected Cells (Sum of 1399999, 2799999, 4199999 and 5599999)			XXX				XXX	XXX									
9999999	Totals			XXX				XXX	XXX									

ANNUAL STATEMENT FOR THE YEAR 2021 OF THE Bristol West Casualty Insurance Company

SCHEDULE F - PART 3 (Continued)

Ceded Reinsurance as of December 31, Current Year (\$000 Omitted)
(Total Provision for Reinsurance)

ID Number From Col. 1	Name of Reinsurer From Col. 3	70 20% of Recoverable on Paid Losses & LAE Over 90 Days past Due Amounts Not in Dispute (Col. 47 * 20%)	71 Provision for Unauthorized Reinsurance		73 Provision for Overdue Authorized and Reciprocal Jurisdiction Reinsurance		75 Total Provision for Reinsurance			
			72 Provision for Reinsurance with Unauthorized Reinsurers Due to Collateral Deficiency (Col. 26)	72 Provision for Overdue Reinsurance from Unauthorized Reinsurers and Amounts in Dispute (Col. 70 + 20% of the Amount in Col. 16)	73 Complete if Col. 52 = "Yes"; Otherwise Enter 0 20% of Recoverable on Paid Losses & LAE Over 90 Days Past Due Amounts Not in Dispute + 20% of Amounts in Dispute ([Col. 47 * 20%] + [Col. 45 * 20%])	74 Complete if Col. 52 = "No"; Otherwise Enter 0 Greater of 20% of Net Recoverable Net of Funds Held & Collateral, or 20% of Recoverable on Paid Losses & LAE Over 90 Days Past Due (Greater of Col. 26 * 20% or Cols. [40 + 41] * 20%)	75 Provision for Amounts Ceded to Authorized and Reciprocal Jurisdiction Reinsurers (Cols. 73 + 74)	76 Provision for Amounts Ceded to Unauthorized Reinsurers (Cols. 71 + 72 Not in Excess of Col. 15)	77 Provision for Amounts Ceded to Certified Reinsurers (Cols. 64 + 69)	78 Total Provision for Reinsurance (Cols. 75 + 76 + 77)
95-2575893	Farmers Insurance Exchange		XXX	XXX				XXX	XXX	
0399999	Total Authorized - Affiliates - U.S. Non-Pool - Other		XXX	XXX				XXX	XXX	
0499999	Total Authorized - Affiliates - U.S. Non-Pool		XXX	XXX				XXX	XXX	
0799999	Total Authorized - Affiliates - Other (Non-U.S.)		XXX	XXX				XXX	XXX	
0899999	Total Authorized - Affiliates		XXX	XXX				XXX	XXX	
1499999	Total Authorized Excluding Protected Cells (Sum of 0899999, 0999999, 1099999, 1199999 and 1299999)		XXX	XXX				XXX	XXX	
1899999	Total Unauthorized - Affiliates - U.S. Non-Pool				XXX	XXX	XXX		XXX	
2199999	Total Unauthorized - Affiliates - Other (Non-U.S.)				XXX	XXX	XXX		XXX	
2299999	Total Unauthorized - Affiliates				XXX	XXX	XXX		XXX	
2899999	Total Unauthorized Excluding Protected Cells (Sum of 2299999, 2399999, 2499999, 2599999 and 2699999)				XXX	XXX	XXX		XXX	
3299999	Total Certified - Affiliates - U.S. Non-Pool	XXX	XXX	XXX	XXX	XXX	XXX	XXX	XXX	
3599999	Total Certified - Affiliates - Other (Non-U.S.)	XXX	XXX	XXX	XXX	XXX	XXX	XXX	XXX	
3699999	Total Certified - Affiliates	XXX	XXX	XXX	XXX	XXX	XXX	XXX	XXX	
4299999	Total Certified Excluding Protected Cells (Sum of 3699999, 3799999, 3899999, 3999999 and 4099999)	XXX	XXX	XXX	XXX	XXX	XXX	XXX	XXX	
4699999	Total Reciprocal Jurisdiction - Affiliates - U.S. Non-Pool		XXX	XXX				XXX	XXX	
4999999	Total Reciprocal Jurisdiction - Affiliates - Other (Non-U.S.)		XXX	XXX				XXX	XXX	
5099999	Total Reciprocal Jurisdiction - Affiliates		XXX	XXX				XXX	XXX	
5699999	Total Reciprocal Jurisdiction Excluding Protected Cells (Sum of 5099999, 5199999, 5299999, 5399999 and 5499999)		XXX	XXX				XXX	XXX	
5799999	Total Authorized, Unauthorized, Reciprocal Jurisdiction and Certified Excluding Protected Cells (Sum of 1499999, 2899999, 4299999 and 5699999)									
5899999	Total Protected Cells (Sum of 1399999, 2799999, 4199999 and 5599999)									
9999999	Totals									

ANNUAL STATEMENT FOR THE YEAR 2021 OF THE Bristol West Casualty Insurance Company

SCHEDULE F - PART 4

Issuing or Confirming Banks for Letters of Credit from Schedule F, Part 3 (\$000 Omitted)

1 Issuing or Confirming Bank Reference Number Used in Col. 23 of Sch F Part 3	2 Letters of Credit Code	3 American Bankers Association (ABA) Routing Number	4 Issuing or Confirming Bank Name	5 Letters of Credit Amount
NONE				
Total				

ANNUAL STATEMENT FOR THE YEAR 2021 OF THE Bristol West Casualty Insurance Company

SCHEDULE F - PART 5

Interrogatories for Schedule F, Part 3 (000 Omitted)

A. Report the five largest provisional commission rates included in the cedant's reinsurance treaties. The commission rate to be reported is by contract with ceded premium in excess of \$50,000:

	1 <u>Name of Reinsurer</u>	2 <u>Commission Rate</u>	3 <u>Ceded Premium</u>
1.
2.
3.
4.
5.

B. Report the five largest reinsurance recoverables reported in Schedule F, Part 3, Column 15, due from any one reinsurer (based on the total recoverables, Schedule F, Part 3, Line 9999999, Column 15), the amount of ceded premium, and indicate whether the recoverables are due from an affiliated insurer.

	1 <u>Name of Reinsurer</u>	2 <u>Total Recoverables</u>	3 <u>Ceded Premiums</u>	4 <u>Affiliated</u>
6.	Farmers Insurance Exchange	17,767	22,292	Yes [X] No []
7.	Yes [] No []
8.	Yes [] No []
9.	Yes [] No []
10.	Yes [] No []

NOTE: Disclosure of the five largest provisional commission rates should exclude mandatory pools and joint underwriting associations.

ANNUAL STATEMENT FOR THE YEAR 2021 OF THE Bristol West Casualty Insurance Company

SCHEDULE F - PART 6

Restatement of Balance Sheet to Identify Net Credit for Reinsurance

	1 As Reported (Net of Ceded)	2 Restatement Adjustments	3 Restated (Gross of Ceded)
ASSETS (Page 2, Col. 3)			
1. Cash and invested assets (Line 12)	11,628,881		11,628,881
2. Premiums and considerations (Line 15)	4,406,271		4,406,271
3. Reinsurance recoverable on loss and loss adjustment expense payments (Line 16.1)	1,273,012	(1,273,012)	
4. Funds held by or deposited with reinsured companies (Line 16.2)			
5. Other assets	93,828		93,828
6. Net amount recoverable from reinsurers		10,058,571	10,058,571
7. Protected cell assets (Line 27)			
8. Totals (Line 28)	17,401,992	8,785,559	26,187,551
LIABILITIES (Page 3)			
9. Losses and loss adjustment expenses (Lines 1 through 3)		10,524,229	10,524,229
10. Taxes, expenses, and other obligations (Lines 4 through 8)	177,398		177,398
11. Unearned premiums (Line 9)		5,969,289	5,969,289
12. Advance premiums (Line 10)	83,556		83,556
13. Dividends declared and unpaid (Line 11.1 and 11.2)			
14. Ceded reinsurance premiums payable (net of ceding commissions (Line 12)	7,707,959	(7,707,959)	
15. Funds held by company under reinsurance treaties (Line 13)			
16. Amounts withheld or retained by company for account of others (Line 14)			
17. Provision for reinsurance (Line 16)			
18. Other liabilities	115,634		115,634
19. Total liabilities excluding protected cell business (Line 26)	8,084,547	8,785,559	16,870,106
20. Protected cell liabilities (Line 27)			
21. Surplus as regards policyholders (Line 37)	9,317,445	XXX	9,317,445
22. Totals (Line 38)	17,401,992	8,785,559	26,187,551

NOTE: Is the restatement of this exhibit the result of grossing up balances ceded to affiliates under 100 percent reinsurance or pooling arrangements? Yes [X] No []

If yes, give full explanation: Bristol West Casualty Insurance Company cedes 100% of its business, after other reinsurance, to Farmers Insurance Exchange, an affiliate domiciled in California.

Schedule H - Part 1 - Analysis of Underwriting Operations

N O N E

Schedule H - Part 2 - Reserves and Liabilities

N O N E

Schedule H - Part 3 - Test of Prior Year's Claim Reserves and Liabilities

N O N E

Schedule H - Part 4 - Reinsurance

N O N E

Schedule H - Part 5 - Health Claims

N O N E

ANNUAL STATEMENT FOR THE YEAR 2021 OF THE Bristol West Casualty Insurance Company
SCHEDULE P - PART 1A - HOMEOWNERS/FAROWNERS
(\$000 OMITTED)

Years in Which Premiums Were Earned and Losses Were Incurred	Premiums Earned			Loss and Loss Expense Payments						10 Salvage and Subrogation Received	11 Total Net Paid Cols (4 - 5 + 6 - 7 + 8 - 9)	12 Number of Claims Reported Direct and Assumed
	1 Direct and Assumed	2 Ceded	3 Net (1 - 2)	Loss Payments		Defense and Cost Containment Payments		Adjusting and Other Payments				
				4 Direct and Assumed	5 Ceded	6 Direct and Assumed	7 Ceded	8 Direct and Assumed	9 Ceded			
1. Prior	XXX	XXX	XXX									XXX
2. 2012												
3. 2013												
4. 2014												
5. 2015												
6. 2016												
7. 2017												
8. 2018												
9. 2019												
10. 2020												
11. 2021												
12. Totals	XXX	XXX	XXX									XXX

NONE

	Losses Unpaid				Defense and Cost Containment Unpaid				Adjusting and Other Unpaid		23 Salvage and Subrogation Anticipated	24 Total Net Losses and Expenses Unpaid	25 Number of Claims Outstanding Direct and Assumed
	Case Basis		Bulk + IBNR		Case Basis		Bulk + IBNR		Adjusting and Other Unpaid				
	13 Direct and Assumed	14 Ceded	15 Direct and Assumed	16 Ceded	17 Direct and Assumed	18 Ceded	19 Direct and Assumed	20 Ceded	21 Direct and Assumed	22 Ceded			
1. Prior													
2. 2012													
3. 2013													
4. 2014													
5. 2015													
6. 2016													
7. 2017													
8. 2018													
9. 2019													
10. 2020													
11. 2021													
12. Totals													

NONE

	Total Losses and Loss Expenses Incurred			Loss and Loss Expense Percentage (Incurred / Premiums Earned)			Nontabular Discount		34 Inter-Company Pooling Participation Percentage	Net Balance Sheet Reserves After Discount	
	26 Direct and Assumed	27 Ceded	28 Net	29 Direct and Assumed	30 Ceded	31 Net	32 Loss	33 Loss Expense		35 Losses Unpaid	36 Loss Expenses Unpaid
	1. Prior	XXX	XXX	XXX	XXX	XXX	XXX				XXX
2. 2012											
3. 2013											
4. 2014											
5. 2015											
6. 2016											
7. 2017											
8. 2018											
9. 2019											
10. 2020											
11. 2021											
12. Totals	XXX	XXX	XXX	XXX	XXX	XXX			XXX		

NONE

ANNUAL STATEMENT FOR THE YEAR 2021 OF THE Bristol West Casualty Insurance Company
SCHEDULE P - PART 1B - PRIVATE PASSENGER AUTO LIABILITY/MEDICAL
(\$000 OMITTED)

Years in Which Premiums Were Earned and Losses Were Incurred	Premiums Earned			Loss and Loss Expense Payments						10 Salvage and Subrogation Received	11 Total Net Paid Cols (4 - 5 + 6 - 7 + 8 - 9)	12 Number of Claims Reported Direct and Assumed	
	1 Direct and Assumed	2 Ceded	3 Net (1 - 2)	Loss Payments		Defense and Cost Containment Payments		Adjusting and Other Payments					
				4 Direct and Assumed	5 Ceded	6 Direct and Assumed	7 Ceded	8 Direct and Assumed	9 Ceded				
1. Prior.....	XXX	XXX	XXX	(25)	(24)				2	2	2	(2)	XXX
2. 2012.....	19,798	19,798		12,775	12,775	770	770		2,397	2,397			5,137
3. 2013.....	16,363	16,363		8,903	8,903	315	315		1,330	1,330			3,723
4. 2014.....	16,610	16,610		10,340	10,340	542	542		1,293	1,293			3,453
5. 2015.....	19,919	19,919		11,245	11,245	457	457		1,448	1,448			3,842
6. 2016.....	17,056	17,056		9,188	9,188	357	357		1,157	1,157			3,002
7. 2017.....	15,485	15,485		7,669	7,669	271	271		1,088	1,088			2,399
8. 2018.....	17,833	17,833		8,052	8,052	174	174		1,112	1,112			2,686
9. 2019.....	16,427	16,427		7,962	7,962	195	195		1,098	1,098			2,570
10. 2020.....	15,638	15,638		6,499	6,499	59	59		880	880			2,076
11. 2021.....	15,337	15,337		4,572	4,572	45	45		615	615			2,082
12. Totals	XXX	XXX	XXX	87,182	87,184	3,186	3,186		12,421	12,421	2	(2)	XXX

	Losses Unpaid				Defense and Cost Containment Unpaid				Adjusting and Other Unpaid		23 Salvage and Subrogation Anticipated	24 Total Net Losses and Expenses Unpaid	25 Number of Claims Outstanding Direct and Assumed
	Case Basis		Bulk + IBNR		Case Basis		Bulk + IBNR		21 Direct and Assumed	22 Ceded			
	13 Direct and Assumed	14 Ceded	15 Direct and Assumed	16 Ceded	17 Direct and Assumed	18 Ceded	19 Direct and Assumed	20 Ceded					
1. Prior.....													
2. 2012.....								2	2				1
3. 2013.....	9	9						1	1				1
4. 2014.....			(1)	(1)				4	4	1	1		
5. 2015.....			(11)	(11)				6	6	1	1		
6. 2016.....	81	81	2	2				11	11	2	2		5
7. 2017.....	155	155	12	12				13	13	4	4		8
8. 2018.....	122	122	19	19				27	27	7	7		7
9. 2019.....	1,085	1,085	71	71				93	93	18	18		27
10. 2020.....	1,136	1,136	323	323				148	148	37	37		54
11. 2021.....	3,040	3,040	2,821	2,821				263	263	288	288		418
12. Totals	5,628	5,628	3,237	3,237				568	568	359	359		521

	Total Losses and Loss Expenses Incurred			Loss and Loss Expense Percentage (Incurred / Premiums Earned)			Nontabular Discount		34 Inter-Company Pooling Participation Percentage	Net Balance Sheet Reserves After Discount	
	26 Direct and Assumed	27 Ceded	28 Net	29 Direct and Assumed	30 Ceded	31 Net	32 Loss	33 Loss Expense		35 Losses Unpaid	36 Loss Expenses Unpaid
2. 2012.....	15,945	15,945		80.5	80.5						
3. 2013.....	10,558	10,558		64.5	64.5						
4. 2014.....	12,179	12,179		73.3	73.3						
5. 2015.....	13,146	13,146		66.0	66.0						
6. 2016.....	10,800	10,800		63.3	63.3						
7. 2017.....	9,213	9,213		59.5	59.5						
8. 2018.....	9,513	9,513		53.3	53.3						
9. 2019.....	10,522	10,522		64.1	64.1						
10. 2020.....	9,083	9,083		58.1	58.1						
11. 2021.....	11,645	11,645		75.9	75.9						
12. Totals	XXX	XXX	XXX	XXX	XXX	XXX			XXX		

Schedule P - Part 1C - Commercial Auto/Truck Liability/Medical

NONE

Schedule P - Part 1D - Workers' Compensation (Excluding Excess Workers' Compensation)

NONE

Schedule P - Part 1E - Commercial Multiple Peril

NONE

Schedule P - Part 1F - Section 1 - Medical Professional Liability - Occurrence

NONE

Schedule P - Part 1F - Section 2 - Medical Professional Liability - Claims-Made

NONE

Schedule P - Part 1G - Special Liability (Ocean Marine, Aircraft (all perils), Boiler and Machinery)

NONE

Schedule P - Part 1H - Section 1 - Other Liability - Occurrence

NONE

Schedule P - Part 1H - Section 2 - Other Liability - Claims-Made

NONE

Schedule P - Part 1I - Special Property (Fire, Allied Lines...)

NONE

ANNUAL STATEMENT FOR THE YEAR 2021 OF THE Bristol West Casualty Insurance Company
SCHEDULE P - PART 1J - AUTO PHYSICAL DAMAGE
(\$000 OMITTED)

Years in Which Premiums Were Earned and Losses Were Incurred	Premiums Earned			Loss and Loss Expense Payments						10 Salvage and Subrogation Received	11 Total Net Paid Cols (4 - 5 + 6 - 7 + 8 - 9)	12 Number of Claims Reported Direct and Assumed
	1 Direct and Assumed	2 Ceded	3 Net (1 - 2)	Loss Payments		Defense and Cost Containment Payments		Adjusting and Other Payments				
				4 Direct and Assumed	5 Ceded	6 Direct and Assumed	7 Ceded	8 Direct and Assumed	9 Ceded			
1. Prior	XXX	XXX	XXX	(3)	(3)				1	1		XXX
2. 2020	6,662	6,662		3,735	3,735	7	7		598	598		1,838
3. 2021	6,794	6,794		3,844	3,844	1	1		483	483		1,986
4. Totals	XXX	XXX	XXX	7,576	7,576	7	7		1,083	1,083		XXX

	Losses Unpaid				Defense and Cost Containment Unpaid				Adjusting and Other Unpaid		23 Salvage and Subrogation Anticipated	24 Total Net Losses and Expenses Unpaid	25 Number of Claims Outstanding Direct and Assumed
	Case Basis		Bulk + IBNR		Case Basis		Bulk + IBNR		Adjusting and Other Unpaid				
	13 Direct and Assumed	14 Ceded	15 Direct and Assumed	16 Ceded	17 Direct and Assumed	18 Ceded	19 Direct and Assumed	20 Ceded	21 Direct and Assumed	22 Ceded			
1. Prior			3	3			1	1	8	8			
2. 2020			(5)	(5)			3	3	7	7			
3. 2021	323	323	299	299			9	9	86	86			125
4. Totals	323	323	297	297			13	13	100	100			125

	Total Losses and Loss Expenses Incurred			Loss and Loss Expense Percentage (Incurred / Premiums Earned)			Nontabular Discount		34 Inter-Company Pooling Participation Percentage	Net Balance Sheet Reserves After Discount	
	26 Direct and Assumed	27 Ceded	28 Net	29 Direct and Assumed	30 Ceded	31 Net	32 Loss	33 Loss Expense		35 Losses Unpaid	36 Loss Expenses Unpaid
	1. Prior	XXX	XXX	XXX	XXX	XXX	XXX				XXX
2. 2020	4,345	4,345		65.2	65.2						
3. 2021	5,044	5,044		74.2	74.2						
4. Totals	XXX	XXX	XXX	XXX	XXX	XXX			XXX		

Schedule P - Part 1K - Fidelity/Surety

NONE

Schedule P - Part 1L - Other (Including Credit, Accident and Health)

NONE

Schedule P - Part 1M - International

NONE

Schedule P - Part 1N - Reinsurance - Nonproportional Assumed Property

NONE

Schedule P - Part 1O - Reinsurance - Nonproportional Assumed Liability

NONE

Schedule P - Part 1P - Reinsurance - Nonproportional Assumed Financial Lines

NONE

Schedule P - Part 1R - Section 1 - Products Liability - Occurrence

NONE

Schedule P - Part 1R - Section 2 - Products Liability - Claims-Made

NONE

Schedule P - Part 1S - Financial Guaranty/Mortgage Guaranty

NONE

Schedule P - Part 1T - Warranty

NONE

ANNUAL STATEMENT FOR THE YEAR 2021 OF THE Bristol West Casualty Insurance Company

SCHEDULE P - PART 2A - HOMEOWNERS/FAROWNERS

Years in Which Losses Were Incurred	INCURRED NET LOSSES AND DEFENSE AND COST CONTAINMENT EXPENSES REPORTED AT YEAR END (\$000 OMITTED)										DEVELOPMENT	
	1 2012	2 2013	3 2014	4 2015	5 2016	6 2017	7 2018	8 2019	9 2020	10 2021	11 One Year	12 Two Year
1. Prior												
2. 2012												
3. 2013	XXX											
4. 2014	XXX	XXX										
5. 2015	XXX	XXX	XXX									
6. 2016	XXX	XXX	XXX	XXX								
7. 2017	XXX	XXX	XXX	XXX	XXX							
8. 2018	XXX	XXX	XXX	XXX	XXX	XXX						
9. 2019	XXX	XXX	XXX	XXX	XXX	XXX	XXX					
10. 2020	XXX	XXX	XXX	XXX	XXX	XXX	XXX	XXX				XXX
11. 2021	XXX	XXX	XXX	XXX	XXX	XXX	XXX	XXX	XXX		XXX	XXX
12. Totals												

NONE

SCHEDULE P - PART 2B - PRIVATE PASSENGER AUTO LIABILITY/MEDICAL

1. Prior	70	80	107	123	120	119	118	118	118	116	(2)	(2)
2. 2012												
3. 2013	XXX											
4. 2014	XXX	XXX										
5. 2015	XXX	XXX	XXX									
6. 2016	XXX	XXX	XXX	XXX								
7. 2017	XXX	XXX	XXX	XXX	XXX							
8. 2018	XXX	XXX	XXX	XXX	XXX	XXX						
9. 2019	XXX	XXX	XXX	XXX	XXX	XXX	XXX					
10. 2020	XXX	XXX	XXX	XXX	XXX	XXX	XXX	XXX				XXX
11. 2021	XXX	XXX	XXX	XXX	XXX	XXX	XXX	XXX	XXX		XXX	XXX
12. Totals											(2)	(2)

SCHEDULE P - PART 2C - COMMERCIAL AUTO/TRUCK LIABILITY/MEDICAL

1. Prior												
2. 2012												
3. 2013	XXX											
4. 2014	XXX	XXX										
5. 2015	XXX	XXX	XXX									
6. 2016	XXX	XXX	XXX	XXX								
7. 2017	XXX	XXX	XXX	XXX	XXX							
8. 2018	XXX	XXX	XXX	XXX	XXX	XXX						
9. 2019	XXX	XXX	XXX	XXX	XXX	XXX	XXX					
10. 2020	XXX	XXX	XXX	XXX	XXX	XXX	XXX	XXX				XXX
11. 2021	XXX	XXX	XXX	XXX	XXX	XXX	XXX	XXX	XXX		XXX	XXX
12. Totals												

NONE

**SCHEDULE P - PART 2D - WORKERS' COMPENSATION
(EXCLUDING EXCESS WORKERS' COMPENSATION)**

1. Prior												
2. 2012												
3. 2013	XXX											
4. 2014	XXX	XXX										
5. 2015	XXX	XXX	XXX									
6. 2016	XXX	XXX	XXX	XXX								
7. 2017	XXX	XXX	XXX	XXX	XXX							
8. 2018	XXX	XXX	XXX	XXX	XXX	XXX						
9. 2019	XXX	XXX	XXX	XXX	XXX	XXX	XXX					
10. 2020	XXX	XXX	XXX	XXX	XXX	XXX	XXX	XXX				XXX
11. 2021	XXX	XXX	XXX	XXX	XXX	XXX	XXX	XXX	XXX		XXX	XXX
12. Totals												

NONE

SCHEDULE P - PART 2E - COMMERCIAL MULTIPLE PERIL

1. Prior												
2. 2012												
3. 2013	XXX											
4. 2014	XXX	XXX										
5. 2015	XXX	XXX	XXX									
6. 2016	XXX	XXX	XXX	XXX								
7. 2017	XXX	XXX	XXX	XXX	XXX							
8. 2018	XXX	XXX	XXX	XXX	XXX	XXX						
9. 2019	XXX	XXX	XXX	XXX	XXX	XXX	XXX					
10. 2020	XXX	XXX	XXX	XXX	XXX	XXX	XXX	XXX				XXX
11. 2021	XXX	XXX	XXX	XXX	XXX	XXX	XXX	XXX	XXX		XXX	XXX
12. Totals												

NONE

Schedule P - Part 2F - Section 1 - Medical Professional Liability - Occurrence

N O N E

Schedule P - Part 2F - Section 2 - Medical Professional Liability - Claims-Made

N O N E

Schedule P - Part 2G - Special Liability (Ocean Marine, Aircraft (all perils), Boiler and Machinery)

N O N E

Schedule P - Part 2H - Section 1 - Other Liability - Occurrence

N O N E

Schedule P - Part 2H - Section 2- Other Liability - Claims-Made

N O N E

ANNUAL STATEMENT FOR THE YEAR 2021 OF THE Bristol West Casualty Insurance Company
SCHEDULE P - PART 2I - SPECIAL PROPERTY (FIRE, ALLIED LINES, INLAND MARINE, EARTHQUAKE, BURGLARY, AND THEFT)

Years in Which Losses Were Incurred	INCURRED NET LOSSES AND DEFENSE AND COST CONTAINMENT EXPENSES REPORTED AT YEAR END (\$000 OMITTED)										DEVELOPMENT	
	1 2012	2 2013	3 2014	4 2015	5 2016	6 2017	7 2018	8	9 2020	10 2021	11 One Year	12 Two Year
1. Prior	XXX	XXX	XXX	XXX	XXX	XXX	XXX	XXX				
2. 2020	XXX	XXX	XXX	XXX	XXX	XXX	XXX	XXX				XXX
3. 2021	XXX	XXX	XXX	XXX	XXX	XXX	XXX	XXX	XXX		XXX	XXX
4. Totals												

SCHEDULE P - PART 2J - AUTO PHYSICAL DAMAGE

1. Prior	XXX	XXX	XXX	XXX	XXX	XXX	XXX					
2. 2020	XXX	XXX	XXX	XXX	XXX	XXX	XXX	XXX			XXX	
3. 2021	XXX	XXX	XXX	XXX	XXX	XXX	XXX	XXX	XXX		XXX	XXX
4. Totals												

SCHEDULE P - PART 2K - FIDELITY/SURETY

1. Prior	XXX	XXX	XXX	XXX	XXX	XXX	XXX					
2. 2020	XXX	XXX	XXX	XXX	XXX	XXX	XXX	XXX			XXX	
3. 2021	XXX	XXX	XXX	XXX	XXX	XXX	XXX	XXX	XXX		XXX	XXX
4. Totals												

SCHEDULE P - PART 2L - OTHER (INCLUDING CREDIT, ACCIDENT AND HEALTH)

1. Prior	XXX	XXX	XXX	XXX	XXX	XXX	XXX					
2. 2020	XXX	XXX	XXX	XXX	XXX	XXX	XXX	XXX			XXX	
3. 2021	XXX	XXX	XXX	XXX	XXX	XXX	XXX	XXX	XXX		XXX	XXX
4. Totals												

SCHEDULE P - PART 2M - INTERNATIONAL

1. Prior												
2. 2012												
3. 2013	XXX											
4. 2014	XXX	XXX										
5. 2015	XXX	XXX	XXX									
6. 2016	XXX	XXX	XXX	XXX								
7. 2017	XXX	XXX	XXX	XXX	XXX							
8. 2018	XXX	XXX	XXX	XXX	XXX	XXX						
9. 2019	XXX	XXX	XXX	XXX	XXX	XXX	XXX					
10. 2020	XXX	XXX	XXX	XXX	XXX	XXX	XXX	XXX			XXX	
11. 2021	XXX	XXX	XXX	XXX	XXX	XXX	XXX	XXX	XXX		XXX	XXX
12. Totals												

Schedule P - Part 2N - Reinsurance - Nonproportional Assumed Property

N O N E

Schedule P - Part 2O - Reinsurance - Nonproportional Assumed Liability

N O N E

Schedule P - Part 2P - Reinsurance - Nonproportional Assumed Financial Lines

N O N E

Schedule P - Part 2R - Section 1 - Products Liability - Occurrence

N O N E

Schedule P - Part 2R - Section 2 - Products Liability - Claims-Made

N O N E

Schedule P - Part 2S - Financial Guaranty/Mortgage Guaranty

N O N E

Schedule P - Part 2T - Warranty

N O N E

ANNUAL STATEMENT FOR THE YEAR 2021 OF THE Bristol West Casualty Insurance Company

SCHEDULE P - PART 3A - HOMEOWNERS/FAROWNERS

Years in Which Losses Were Incurred	CUMULATIVE PAID NET LOSSES AND DEFENSE AND COST CONTAINMENT EXPENSES REPORTED AT YEAR END (\$000 OMITTED)										11 Number of Claims Closed With Loss Payment	12 Number of Claims Closed Without Loss Payment	
	1	2	3	4	5	6	7	8	9	10			
	2012	2013	2014	2015	2016	2017	2018	2019	2020	2021			
1. Prior	.000												
2. 2012													
3. 2013	XXX												
4. 2014	XXX	XXX											
5. 2015	XXX	XXX	XXX										
6. 2016	XXX	XXX	XXX	XXX									
7. 2017	XXX	XXX	XXX	XXX	XXX								
8. 2018	XXX	XXX	XXX	XXX	XXX	XXX							
9. 2019	XXX	XXX	XXX	XXX	XXX	XXX	XXX						
10. 2020	XXX	XXX	XXX	XXX	XXX	XXX	XXX	XXX					
11. 2021	XXX	XXX	XXX	XXX	XXX	XXX	XXX	XXX	XXX	XXX			

NONE

SCHEDULE P - PART 3B - PRIVATE PASSENGER AUTO LIABILITY/MEDICAL

1. Prior	.000	.52	.91	.120	.118	.117	.118	.118	.118	.116	.399	.143
2. 2012											3,608	1,528
3. 2013	XXX										2,301	1,421
4. 2014	XXX	XXX									2,372	1,081
5. 2015	XXX	XXX	XXX								2,712	1,130
6. 2016	XXX	XXX	XXX	XXX							2,130	867
7. 2017	XXX	XXX	XXX	XXX	XXX						1,682	709
8. 2018	XXX	XXX	XXX	XXX	XXX	XXX					1,942	737
9. 2019	XXX	XXX	XXX	XXX	XXX	XXX	XXX				1,762	781
10. 2020	XXX	XXX	XXX	XXX	XXX	XXX	XXX	XXX			1,388	634
11. 2021	XXX	XXX	XXX	XXX	XXX	XXX	XXX	XXX	XXX	XXX	1,082	582

SCHEDULE P - PART 3C - COMMERCIAL AUTO/TRUCK LIABILITY/MEDICAL

1. Prior	.000												
2. 2012													
3. 2013	XXX												
4. 2014	XXX	XXX											
5. 2015	XXX	XXX	XXX										
6. 2016	XXX	XXX	XXX	XXX									
7. 2017	XXX	XXX	XXX	XXX	XXX								
8. 2018	XXX	XXX	XXX	XXX	XXX	XXX							
9. 2019	XXX	XXX	XXX	XXX	XXX	XXX	XXX						
10. 2020	XXX	XXX	XXX	XXX	XXX	XXX	XXX	XXX	XXX				
11. 2021	XXX	XXX	XXX	XXX	XXX	XXX	XXX	XXX	XXX	XXX			

NONE

**SCHEDULE P - PART 3D - WORKERS' COMPENSATION
(EXCLUDING EXCESS WORKERS' COMPENSATION)**

1. Prior	.000												
2. 2012													
3. 2013	XXX												
4. 2014	XXX	XXX											
5. 2015	XXX	XXX	XXX										
6. 2016	XXX	XXX	XXX	XXX									
7. 2017	XXX	XXX	XXX	XXX	XXX								
8. 2018	XXX	XXX	XXX	XXX	XXX	XXX							
9. 2019	XXX	XXX	XXX	XXX	XXX	XXX	XXX						
10. 2020	XXX	XXX	XXX	XXX	XXX	XXX	XXX	XXX	XXX				
11. 2021	XXX	XXX	XXX	XXX	XXX	XXX	XXX	XXX	XXX	XXX			

NONE

SCHEDULE P - PART 3E - COMMERCIAL MULTIPLE PERIL

1. Prior	.000												
2. 2012													
3. 2013	XXX												
4. 2014	XXX	XXX											
5. 2015	XXX	XXX	XXX										
6. 2016	XXX	XXX	XXX	XXX									
7. 2017	XXX	XXX	XXX	XXX	XXX								
8. 2018	XXX	XXX	XXX	XXX	XXX	XXX							
9. 2019	XXX	XXX	XXX	XXX	XXX	XXX	XXX						
10. 2020	XXX	XXX	XXX	XXX	XXX	XXX	XXX	XXX	XXX				
11. 2021	XXX	XXX	XXX	XXX	XXX	XXX	XXX	XXX	XXX	XXX			

NONE

Schedule P - Part 3F - Section 1 - Medical Professional Liability - Occurrence

N O N E

Schedule P - Part 3F - Section 2 - Medical Professional Liability - Claims-Made

N O N E

Schedule P - Part 3G - Special Liability

N O N E

Schedule P - Part 3H - Section 1 - Other Liability - Occurrence

N O N E

Schedule P - Part 3H - Section 2 - Other Liability - Claims-Made

N O N E

ANNUAL STATEMENT FOR THE YEAR 2021 OF THE Bristol West Casualty Insurance Company
SCHEDULE P - PART 3I - SPECIAL PROPERTY (FIRE, ALLIED LINES, INLAND MARINE, EARTHQUAKE, BURGLARY, AND THEFT)

Years in Which Losses Were Incurred	CUMULATIVE PAID NET LOSSES AND DEFENSE AND COST CONTAINMENT EXPENSES REPORTED AT YEAR END (\$000 OMITTED)										11 Number of Claims Closed With Loss Payment	12 Number of Claims Closed Without Loss Payment
	1	2	3	4	5	6	7	8	9	10		
	2012	2013	2014	2015	2016	2017	2018	2019	2020	2021		
1. Prior	XXX	XXX	XXX	XXX	XXX	XXX	XXX	XXX			XXX	XXX
2. 2020	XXX	XXX	XXX	XXX	XXX	XXX	XXX	XXX			XXX	XXX
3. 2021	XXX	XXX	XXX	XXX	XXX	XXX	XXX	XXX	XXX		XXX	XXX

SCHEDULE P - PART 3J - AUTO PHYSICAL DAMAGE

1. Prior	XXX	XXX	XXX	XXX	XXX	XXX	XXX	.000			16,558	5,223
2. 2020	XXX	XXX	XXX	XXX	XXX	XXX	XXX	XXX			1,330	508
3. 2021	XXX	XXX	XXX	XXX	XXX	XXX	XXX	XXX	XXX		1,257	604

SCHEDULE P - PART 3K - FIDELITY/SURETY

1. Prior	XXX	XXX	XXX	XXX	XXX	XXX	XXX	XXX			XXX	XXX
2. 2020	XXX	XXX	XXX	XXX	XXX	XXX	XXX	XXX			XXX	XXX
3. 2021	XXX	XXX	XXX	XXX	XXX	XXX	XXX	XXX	XXX	XXX	XXX	XXX

SCHEDULE P - PART 3L - OTHER (INCLUDING CREDIT, ACCIDENT AND HEALTH)

1. Prior	XXX	XXX	XXX	XXX	XXX	XXX	XXX	.000			XXX	XXX
2. 2020	XXX	XXX	XXX	XXX	XXX	XXX	XXX	XXX			XXX	XXX
3. 2021	XXX	XXX	XXX	XXX	XXX	XXX	XXX	XXX	XXX	XXX	XXX	XXX

SCHEDULE P - PART 3M - INTERNATIONAL

1. Prior	.000										XXX	XXX
2. 2012											XXX	XXX
3. 2013	XXX										XXX	XXX
4. 2014	XXX	XXX									XXX	XXX
5. 2015	XXX	XXX	XXX								XXX	XXX
6. 2016	XXX	XXX	XXX	XXX							XXX	XXX
7. 2017	XXX	XXX	XXX	XXX	XXX						XXX	XXX
8. 2018	XXX	XXX	XXX	XXX	XXX	XXX					XXX	XXX
9. 2019	XXX	XXX	XXX	XXX	XXX	XXX	XXX				XXX	XXX
10. 2020	XXX	XXX	XXX	XXX	XXX	XXX	XXX	XXX			XXX	XXX
11. 2021	XXX	XXX	XXX	XXX	XXX	XXX	XXX	XXX	XXX	XXX	XXX	XXX

Schedule P - Part 3N - Reinsurance - Nonproportional Assumed Property

N O N E

Schedule P - Part 3O - Reinsurance - Nonproportional Assumed Liability

N O N E

Schedule P - Part 3P - Reinsurance - Nonproportional Assumed Financial Lines

N O N E

Schedule P - Part 3R - Section 1 - Product Liability - Occurrence

N O N E

Schedule P - Part 3R - Section 2 - Product Liability - Claims-Made

N O N E

Schedule P - Part 3S - Financial Guaranty/Mortgage Guaranty

N O N E

Schedule P - Part 3T - Warranty

N O N E

ANNUAL STATEMENT FOR THE YEAR 2021 OF THE Bristol West Casualty Insurance Company

SCHEDULE P - PART 4A - HOMEOWNERS/FAROWNERS

Years in Which Losses Were Incurred	BULK AND IBNR RESERVES ON NET LOSSES AND DEFENSE AND COST CONTAINMENT EXPENSES REPORTED AT YEAR END (\$000 OMITTED)									
	1	2	3	4	5	6	7	8	9	10
	2012	2013	2014	2015	2016	2017	2018	2019	2020	2021
1. Prior										
2. 2012										
3. 2013	XXX									
4. 2014	XXX	XXX								
5. 2015	XXX	XXX	XXX							
6. 2016	XXX	XXX	XXX	XXX						
7. 2017	XXX	XXX	XXX	XXX	XXX					
8. 2018	XXX	XXX	XXX	XXX	XXX	XXX				
9. 2019	XXX	XXX	XXX	XXX	XXX	XXX	XXX			
10. 2020	XXX	XXX	XXX	XXX	XXX	XXX	XXX	XXX		
11. 2021	XXX	XXX	XXX	XXX	XXX	XXX	XXX	XXX	XXX	

SCHEDULE P - PART 4B - PRIVATE PASSENGER AUTO LIABILITY/MEDICAL

1. Prior	21	7	6	1	2	1				
2. 2012										
3. 2013	XXX									
4. 2014	XXX	XXX								
5. 2015	XXX	XXX	XXX							
6. 2016	XXX	XXX	XXX	XXX						
7. 2017	XXX	XXX	XXX	XXX	XXX					
8. 2018	XXX	XXX	XXX	XXX	XXX	XXX				
9. 2019	XXX	XXX	XXX	XXX	XXX	XXX	XXX			
10. 2020	XXX	XXX	XXX	XXX	XXX	XXX	XXX	XXX		
11. 2021	XXX	XXX	XXX	XXX	XXX	XXX	XXX	XXX	XXX	XXX

SCHEDULE P - PART 4C - COMMERCIAL AUTO/TRUCK LIABILITY/MEDICAL

1. Prior										
2. 2012										
3. 2013	XXX									
4. 2014	XXX	XXX								
5. 2015	XXX	XXX	XXX							
6. 2016	XXX	XXX	XXX	XXX						
7. 2017	XXX	XXX	XXX	XXX	XXX					
8. 2018	XXX	XXX	XXX	XXX	XXX	XXX				
9. 2019	XXX	XXX	XXX	XXX	XXX	XXX	XXX			
10. 2020	XXX	XXX	XXX	XXX	XXX	XXX	XXX	XXX		
11. 2021	XXX	XXX	XXX	XXX	XXX	XXX	XXX	XXX	XXX	XXX

**SCHEDULE P - PART 4D - WORKERS' COMPENSATION
(EXCLUDING EXCESS WORKERS' COMPENSATION)**

1. Prior										
2. 2012										
3. 2013	XXX									
4. 2014	XXX	XXX								
5. 2015	XXX	XXX	XXX							
6. 2016	XXX	XXX	XXX	XXX						
7. 2017	XXX	XXX	XXX	XXX	XXX					
8. 2018	XXX	XXX	XXX	XXX	XXX	XXX				
9. 2019	XXX	XXX	XXX	XXX	XXX	XXX	XXX			
10. 2020	XXX	XXX	XXX	XXX	XXX	XXX	XXX	XXX		
11. 2021	XXX	XXX	XXX	XXX	XXX	XXX	XXX	XXX	XXX	XXX

SCHEDULE P - PART 4E - COMMERCIAL MULTIPLE PERIL

1. Prior										
2. 2012										
3. 2013	XXX									
4. 2014	XXX	XXX								
5. 2015	XXX	XXX	XXX							
6. 2016	XXX	XXX	XXX	XXX						
7. 2017	XXX	XXX	XXX	XXX	XXX					
8. 2018	XXX	XXX	XXX	XXX	XXX	XXX				
9. 2019	XXX	XXX	XXX	XXX	XXX	XXX	XXX			
10. 2020	XXX	XXX	XXX	XXX	XXX	XXX	XXX	XXX		
11. 2021	XXX	XXX	XXX	XXX	XXX	XXX	XXX	XXX	XXX	XXX

Schedule P - Part 4F - Section 1 - Medical Professional Liability - Occurrence

N O N E

Schedule P - Part 4F - Section 2 - Medical Professional Liability - Claims-Made

N O N E

Schedule P - Part 4G - Special Liability

N O N E

Schedule P - Part 4H - Section 1 - Other Liability - Occurrence

N O N E

Schedule P - Part 4H - Section 2 - Other Liability - Claims-Made

N O N E

ANNUAL STATEMENT FOR THE YEAR 2021 OF THE Bristol West Casualty Insurance Company
SCHEDULE P - PART 4I - SPECIAL PROPERTY (FIRE, ALLIED LINES, INLAND MARINE, EARTHQUAKE, BURGLARY, AND THEFT)

Years in Which Losses Were Incurred	BULK AND IBNR RESERVES ON NET LOSSES AND DEFENSE AND COST CONTAINMENT EXPENSES REPORTED AT YEAR END (\$000 OMITTED)									
	1	2	3	4	5	6	7	8	9	10
	2012	2013	2014	2015	2016	2017	2018	2019	2020	2021
1. Prior	XXX	XXX	XXX	XXX	XXX	XXX	XXX			
2. 2020	XXX	XXX	XXX	XXX	XXX	XXX	XXX	XXX		
3. 2021	XXX	XXX	XXX	XXX	XXX	XXX	XXX	XXX	XXX	

SCHEDULE P - PART 4J - AUTO PHYSICAL DAMAGE

1. Prior	XXX	XXX	XXX	XXX	XXX	XXX	XXX			
2. 2020	XXX	XXX	XXX	XXX	XXX	XXX	XXX	XXX		
3. 2021	XXX	XXX	XXX	XXX	XXX	XXX	XXX	XXX	XXX	

SCHEDULE P - PART 4K - FIDELITY/SURETY

1. Prior	XXX	XXX	XXX	XXX	XXX	XXX	XXX			
2. 2020	XXX	XXX	XXX	XXX	XXX	XXX	XXX	XXX		
3. 2021	XXX	XXX	XXX	XXX	XXX	XXX	XXX	XXX	XXX	

SCHEDULE P - PART 4L - OTHER (INCLUDING CREDIT, ACCIDENT AND HEALTH)

1. Prior	XXX	XXX	XXX	XXX	XXX	XXX	XXX			
2. 2020	XXX	XXX	XXX	XXX	XXX	XXX	XXX	XXX		
3. 2021	XXX	XXX	XXX	XXX	XXX	XXX	XXX	XXX	XXX	

SCHEDULE P - PART 4M - INTERNATIONAL

1. Prior										
2. 2012										
3. 2013	XXX									
4. 2014	XXX	XXX								
5. 2015	XXX	XXX	XXX							
6. 2016	XXX	XXX	XXX	XXX						
7. 2017	XXX	XXX	XXX	XXX	XXX					
8. 2018	XXX	XXX	XXX	XXX	XXX	XXX				
9. 2019	XXX	XXX	XXX	XXX	XXX	XXX	XXX			
10. 2020	XXX	XXX	XXX	XXX	XXX	XXX	XXX	XXX		
11. 2021	XXX	XXX	XXX	XXX	XXX	XXX	XXX	XXX	XXX	

Schedule P - Part 4N - Reinsurance - Nonproportional Assumed Property

NONE

Schedule P - Part 4O - Reinsurance - Nonproportional Assumed Liability

NONE

Schedule P - Part 4P - Reinsurance - Nonproportional Assumed Financial Lines

NONE

Schedule P - Part 4R - Section 1 - Products Liability - Occurrence

NONE

Schedule P - Part 4R - Section 2 - Products Liability - Claims-Made

NONE

Schedule P - Part 4S - Financial Guaranty/Mortgage Guaranty

NONE

Schedule P - Part 4T - Warranty

NONE

Schedule P - Part 5A - Homeowners/Farmowners - Section 1

NONE

Schedule P - Part 5A - Homeowners/Farmowners - Section 2

NONE

Schedule P - Part 5A - Homeowners/Farmowners - Section 3

NONE

ANNUAL STATEMENT FOR THE YEAR 2021 OF THE Bristol West Casualty Insurance Company
SCHEDULE P - PART 5B - PRIVATE PASSENGER AUTO LIABILITY/MEDICAL
SECTION 1

Years in Which Premiums Were Earned and Losses Were Incurred	CUMULATIVE NUMBER OF CLAIMS CLOSED WITH LOSS PAYMENT DIRECT AND ASSUMED AT YEAR END									
	1	2	3	4	5	6	7	8	9	10
	2012	2013	2014	2015	2016	2017	2018	2019	2020	2021
1. Prior	1,121	250	91	41	6	7	2	1	1	
2. 2012	2,711	3,467	3,547	3,579	3,592	3,599	3,608	3,608	3,608	3,608
3. 2013	XXX	1,805	2,220	2,272	2,287	2,296	2,300	2,301	2,301	2,301
4. 2014	XXX	XXX	1,663	2,249	2,327	2,356	2,368	2,371	2,371	2,372
5. 2015	XXX	XXX	XXX	1,978	2,557	2,660	2,687	2,703	2,704	2,712
6. 2016	XXX	XXX	XXX	XXX	1,576	2,042	2,094	2,118	2,124	2,130
7. 2017	XXX	XXX	XXX	XXX	XXX	1,236	1,599	1,656	1,676	1,682
8. 2018	XXX	XXX	XXX	XXX	XXX	XXX	1,492	1,875	1,934	1,942
9. 2019	XXX	XXX	XXX	XXX	XXX	XXX	XXX	1,303	1,698	1,762
10. 2020	XXX	XXX	XXX	XXX	XXX	XXX	XXX	XXX	1,059	1,388
11. 2021	XXX	XXX	XXX	XXX	XXX	XXX	XXX	XXX	XXX	1,082

SECTION 2

Years in Which Premiums Were Earned and Losses Were Incurred	NUMBER OF CLAIMS OUTSTANDING DIRECT AND ASSUMED AT YEAR END									
	1	2	3	4	5	6	7	8	9	10
	2012	2013	2014	2015	2016	2017	2018	2019	2020	2021
1. Prior	384	137	51	18	11	3	1	1	1	
2. 2012	682	138	50	28	16	9	1	1	1	1
3. 2013	XXX	415	66	21	13	4	2			1
4. 2014	XXX	XXX	497	99	42	12	4	2		
5. 2015	XXX	XXX	XXX	571	119	49	20	5	5	
6. 2016	XXX	XXX	XXX	XXX	452	62	30	7	6	5
7. 2017	XXX	XXX	XXX	XXX	XXX	321	53	30	10	8
8. 2018	XXX	XXX	XXX	XXX	XXX	XXX	335	57	14	7
9. 2019	XXX	XXX	XXX	XXX	XXX	XXX	XXX	394	71	27
10. 2020	XXX	XXX	XXX	XXX	XXX	XXX	XXX	XXX	356	54
11. 2021	XXX	XXX	XXX	XXX	XXX	XXX	XXX	XXX	XXX	418

SECTION 3

Years in Which Premiums Were Earned and Losses Were Incurred	CUMULATIVE NUMBER OF CLAIMS REPORTED DIRECT AND ASSUMED AT YEAR END									
	1	2	3	4	5	6	7	8	9	10
	2012	2013	2014	2015	2016	2017	2018	2019	2020	2021
1. Prior	698	115	37	9		1	1	1		
2. 2012	4,644	5,059	5,118	5,130	5,135	5,135	5,137	5,137	5,137	5,137
3. 2013	XXX	3,509	3,698	3,708	3,717	3,718	3,721	3,721	3,721	3,723
4. 2014	XXX	XXX	3,042	3,409	3,439	3,449	3,453	3,453	3,453	3,453
5. 2015	XXX	XXX	XXX	3,491	3,779	3,832	3,837	3,837	3,839	3,842
6. 2016	XXX	XXX	XXX	XXX	2,770	2,954	2,985	2,994	2,995	3,002
7. 2017	XXX	XXX	XXX	XXX	XXX	2,108	2,350	2,390	2,394	2,399
8. 2018	XXX	XXX	XXX	XXX	XXX	XXX	2,458	2,663	2,683	2,686
9. 2019	XXX	XXX	XXX	XXX	XXX	XXX	XXX	2,331	2,547	2,570
10. 2020	XXX	XXX	XXX	XXX	XXX	XXX	XXX	XXX	1,948	2,076
11. 2021	XXX	XXX	XXX	XXX	XXX	XXX	XXX	XXX	XXX	2,082

Schedule P - Part 5C - Commercial Auto/Truck Liability/Medical - Section 1

N O N E

Schedule P - Part 5C - Commercial Auto/Truck Liability/Medical - Section 2

N O N E

Schedule P - Part 5C - Commercial Auto/Truck Liability/Medical - Section 3

N O N E

Schedule P-Part 5D-Workers' Compensation (Excluding Excess Workers' Compensation)-Section 1

N O N E

Schedule P-Part 5D-Workers' Compensation (Excluding Excess Workers' Compensation)-Section 2

N O N E

Schedule P-Part 5D-Workers' Compensation (Excluding Excess Workers' Compensation)-Section 3

N O N E

Schedule P - Part 5E - Commercial Multiple Peril - Section 1

N O N E

Schedule P - Part 5E - Commercial Multiple Peril - Section 2

N O N E

Schedule P - Part 5E - Commercial Multiple Peril - Section 3

N O N E

Schedule P - Part 5F - Medical Professional Liability - Occurrence - Section 1A

N O N E

Schedule P - Part 5F - Medical Professional Liability - Occurrence - Section 2A

N O N E

Schedule P - Part 5F - Medical Professional Liability - Occurrence - Section 3A

N O N E

Schedule P - Part 5F - Medical Professional Liability - Claims-Made - Section 1B

N O N E

Schedule P - Part 5F - Medical Professional Liability - Claims-Made - Section 2B

N O N E

Schedule P - Part 5F - Medical Professional Liability - Claims-Made - Section 3B

N O N E

Schedule P - Part 5H - Other Liability - Occurrence - Section 1A

N O N E

Schedule P - Part 5H - Other Liability - Occurrence - Section 2A

N O N E

Schedule P - Part 5H - Other Liability - Occurrence - Section 3A

N O N E

Schedule P - Part 5H - Other Liability - Claims-Made - Section 1B

N O N E

Schedule P - Part 5H - Other Liability - Claims-Made - Section 2B

N O N E

Schedule P - Part 5H - Other Liability - Claims-Made - Section 3B

N O N E

Schedule P - Part 5R - Products Liability - Occurrence - Section 1A

N O N E

Schedule P - Part 5R - Products Liability - Occurrence - Section 2A

N O N E

Schedule P - Part 5R - Products Liability - Occurrence - Section 3A

N O N E

Schedule P - Part 5R - Products Liability - Claims-Made - Section 1B

N O N E

Schedule P - Part 5R - Products Liability - Claims-Made - Section 2B

N O N E

Schedule P - Part 5R - Products Liability - Claims-Made - Section 3B

N O N E

Schedule P - Part 5T - Warranty - Section 1

N O N E

Schedule P - Part 5T - Warranty - Section 2

N O N E

Schedule P - Part 5T - Warranty - Section 3

N O N E

Schedule P - Part 6C - Commercial Auto/Truck Liability/Medical - Section 1

N O N E

Schedule P - Part 6C - Commercial Auto/Truck Liability/Medical - Section 2

N O N E

Schedule P-Part 6D-Workers' Compensation (Excluding Excess Workers' Compensation)-Section 1

N O N E

Schedule P-Part 6D-Workers' Compensation (Excluding Excess Workers' Compensation)-Section 2

N O N E

Schedule P - Part 6E - Commercial Multiple Peril - Section 1

N O N E

Schedule P - Part 6E - Commercial Multiple Peril - Section 2

N O N E

Schedule P - Part 6H - Other Liability - Occurrence - Section 1A

N O N E

Schedule P - Part 6H - Other Liability - Occurrence - Section 2A

N O N E

Schedule P - Part 6H - Other Liability - Claims-Made - Section 1B

N O N E

Schedule P - Part 6H - Other Liability - Claims-Made - Section 2B

N O N E

Schedule P - Part 6M - International - Section 1

N O N E

Schedule P - Part 6M - International - Section 2

N O N E

Schedule P - Part 6N- Reinsurance A - Nonproportional Assumed Property - Section 1

NONE

Schedule P - Part 6N- Reinsurance A - Nonproportional Assumed Property - Section 2

NONE

Schedule P - Part 6O - Reinsurance B - Nonproportional Liability - Section 1

NONE

Schedule P - Part 6O - Reinsurance B - Nonproportional Assumed Liability - Section 2

NONE

Schedule P - Part 6R - Products Liability - Occurrence - Section 1A

NONE

Schedule P - Part 6R - Products Liability - Occurrence - Section 2A

NONE

Schedule P - Part 6R - Products Liability - Claims-Made - Section 1B

NONE

Schedule P - Part 6R - Products Liability - Claims-Made - Section 2B

NONE

Schedule P - Part 7A - Section 1 - Primary Loss Sensitive Contracts

NONE

Schedule P - Part 7A - Section 2 - Primary Loss Sensitive Contracts

NONE

Schedule P - Part 7A - Section 3 - Primary Loss Sensitive Contracts

NONE

Schedule P - Part 7A - Section 4 - Primary Loss Sensitive Contracts

NONE

Schedule P - Part 7A - Section 5 - Primary Loss Sensitive Contracts

NONE

Schedule P - Part 7B - Section 1 - Reinsurance Loss Sensitive Contracts

NONE

Schedule P - Part 7B - Section 2 - Reinsurance Loss Sensitive Contracts

N O N E

Schedule P - Part 7B - Section 3 - Reinsurance Loss Sensitive Contracts

N O N E

Schedule P - Part 7B - Section 4 - Reinsurance Loss Sensitive Contracts

N O N E

Schedule P - Part 7B - Section 5 - Reinsurance Loss Sensitive Contracts

N O N E

Schedule P - Part 7B - Section 6 - Reinsurance Loss Sensitive Contracts

N O N E

Schedule P - Part 7B - Section 7 - Reinsurance Loss Sensitive Contracts

N O N E

ANNUAL STATEMENT FOR THE YEAR 2021 OF THE Bristol West Casualty Insurance Company

SCHEDULE P INTERROGATORIES

1. The following questions relate to yet-to-be-issued Extended Reporting Endorsements (EREs) arising from Death, Disability, or Retirement (DDR) provisions in Medical Professional Liability Claims Made insurance policies. EREs provided for reasons other than DDR are not to be included.
- 1.1 Does the company issue Medical Professional Liability Claims Made insurance policies that provide tail (also known as an extended reporting endorsement, or "ERE") benefits in the event of Death, Disability, or Retirement (DDR) at a reduced charge or at no additional cost? Yes [] No [X]
If the answer to question 1.1 is "no", leave the following questions blank. If the answer to question 1.1 is "yes", please answer the following questions:
- 1.2 What is the total amount of the reserve for that provision (DDR Reserve), as reported, explicitly or not, elsewhere in this statement (in dollars)? \$
- 1.3 Does the company report any DDR reserve as Unearned Premium Reserve per SSAP #65? Yes [] No []
- 1.4 Does the company report any DDR reserve as loss or loss adjustment expense reserve? Yes [] No []
- 1.5 If the company reports DDR reserve as Unearned Premium Reserve, does that amount match the figure on the Underwriting and Investment Exhibit, Part 1A - Recapitulation of all Premiums (Page 7) Column 2, Lines 11.1 plus 11.2? Yes [] No [] N/A []
- 1.6 If the company reports DDR reserve as loss or loss adjustment expense reserve, please complete the following table corresponding to where these reserves are reported in Schedule P:

Years in Which Premiums Were Earned and Losses Were Incurred		DDR Reserve Included in Schedule P, Part 1F, Medical Professional Liability Column 24: Total Net Losses and Expenses Unpaid	
		1 Section 1: Occurrence	2 Section 2: Claims-Made
1.601	Prior		
1.602	2012		
1.603	2013		
1.604	2014		
1.605	2015		
1.606	2016		
1.607	2017		
1.608	2018		
1.609	2019		
1.610	2020		
1.611	2021		
1.612	Totals		

2. The definition of allocated loss adjustment expenses (ALAE) and, therefore, unallocated loss adjustment expenses (ULAE) was changed effective January 1, 1998. This change in definition applies to both paid and unpaid expenses. Are these expenses (now reported as "Defense and Cost Containment" and "Adjusting and Other") reported in compliance with these definitions in this statement? Yes [X] No []
3. The Adjusting and Other expense payments and reserves should be allocated to the years in which the losses were incurred based on the number of claims reported, closed and outstanding in those years. When allocating Adjusting and Other expense between companies in a group or a pool, the Adjusting and Other expense should be allocated in the same percentage used for the loss amounts and the claim counts. For reinsurers, Adjusting and Other expense assumed should be reported according to the reinsurance contract. For Adjusting and Other expense incurred by reinsurers, or in those situations where suitable claim count information is not available, Adjusting and Other expense should be allocated by a reasonable method determined by the company and described in Interrogatory 7, below. Are they so reported in this Statement? Yes [X] No []
4. Do any lines in Schedule P include reserves that are reported gross of any discount to present value of future payments, and that are reported net of such discounts on Page 10? Yes [] No [X]
- If yes, proper disclosure must be made in the Notes to Financial Statements, as specified in the Instructions. Also, the discounts must be reported in Schedule P - Part 1, Columns 32 and 33. Schedule P must be completed gross of non-tabular discounting. Work papers relating to discount calculations must be available for examination upon request.
Discounting is allowed only if expressly permitted by the state insurance department to which this Annual Statement is being filed.
5. What were the net premiums in force at the end of the year for:
(in thousands of dollars)
5.1 Fidelity
5.2 Surety
6. Claim count information is reported per claim or per claimant (Indicate which) per claimant.....
If not the same in all years, explain in Interrogatory 7.
- 7.1 The information provided in Schedule P will be used by many persons to estimate the adequacy of the current loss and expense reserves, among other things. Are there any especially significant events, coverage, retention or accounting changes that have occurred that must be considered when making such analyses? Yes [] No [X]
- 7.2 (An extended statement may be attached.)
Adjusting and Other expenses are allocated based on a combination of claim count metrics in conjunction with loss experience by accident year:

Schedule T - Part 2 - Interstate Compact

N O N E

ANNUAL STATEMENT FOR THE YEAR 2021 OF THE Bristol West Casualty Insurance Company

SCHEDULE Y

PART 1A - DETAIL OF INSURANCE HOLDING COMPANY SYSTEM

1	2	3	4	5	6	7	8	9	10	11	12	13	14	15	16
Group Code	Group Name	NAIC Company Code	ID Number	Federal RSSD	CIK	Name of Securities Exchange if Publicly Traded (U.S. or International)	Names of Parent, Subsidiaries Or Affiliates	Domiciliary Location	Relationship to Reporting Entity	Directly Controlled by (Name of Entity/Person)	Type of Control (Ownership, Board, Management, Attorney-in-Fact, Influence, Other)	If Control is Ownership Provide Percentage	Ultimate Controlling Entity(ies)/Person(s)	Is an SCA Filing Required? (Yes/No)	*
		.0000	83-0877980				10433 Ella Blvd, LLC	DE	NIA	Mid-Century Insurance Company	Ownership	100.000	Farmers Insurance Exchange	NO	
		.0000	82-3606914				11930 Marcoossee Road, LLC	DE	NIA	Mid-Century Insurance Company	Ownership	100.000	Farmers Insurance Exchange	NO	
.0069	Farmers Insurance Group						12225 NE 60th Way, LLC	DE	NIA	Truck Insurance Exchange	Ownership	100.000	Farmers Insurance Exchange	NO	
		.0000	84-2794277				14001 Rosencrans Avenue, LLC	DE	NIA	Farmers Insurance Exchange	Ownership	1.000	Farmers Insurance Exchange	NO	
		.0000	81-4674724				145 Great Road, LLC	DE	NIA	Mid-Century Insurance Company	Ownership	100.000	Farmers Insurance Exchange	NO	
		.0000	47-3820947				17885 Von Karman, LLC	CA	NIA	Farmers Insurance Exchange	Ownership	100.000	Farmers Insurance Exchange	NO	
		.0000	82-2860816				201 Railroad Ave, LLC	DE	NIA	Farmers Insurance Exchange	Ownership	100.000	Farmers Insurance Exchange	NO	
.0069	Farmers Insurance Group	25232	22-3398993				21st Century Advantage Insurance Company	MIN	IA	21st Century North America Insurance Company	Ownership	100.000	Farmers Insurance Exchange	NO	
							21st Century Auto Insurance Company of New Jersey	NJ	IA	21st Century Centennial Insurance Company	Ownership	100.000	Farmers Insurance Exchange	NO	
.0069	Farmers Insurance Group	10184	22-3337475				21st Century Casualty Company	CA	IA	21st Century Insurance Group	Ownership	100.000	Farmers Insurance Exchange	NO	
.0069	Farmers Insurance Group	36404	95-4136306				21st Century Centennial Insurance Company	PA	IA	Mid-Century Insurance Company	Ownership	100.000	Farmers Insurance Exchange	NO	
.0069	Farmers Insurance Group	34789	23-2044095				21st Century Indemnity Insurance Company	PA	IA	21st Century Premier Insurance Company	Ownership	100.000	Farmers Insurance Exchange	NO	
.0069	Farmers Insurance Group	43974	13-1967524				21st Century Insurance and Financial Services, Inc.	DE	NIA	Mid-Century Insurance Company	Ownership	100.000	Farmers Insurance Exchange	YES	
		.0000	51-0283170				21st Century Insurance Company	CA	IA	21st Century Insurance Group	Ownership	100.000	Farmers Insurance Exchange	NO	
		.12963	95-2565072				21st Century Insurance Group	DE	NIA	Mid-Century Insurance Company	Ownership	100.000	Farmers Insurance Exchange	YES	
		.0000	95-1935264				21st Century North America Insurance Company								
.0069	Farmers Insurance Group	32220	13-3333609				21st Century Pacific Insurance Company	NY	IA	Mid-Century Insurance Company	Ownership	100.000	Farmers Insurance Exchange	NO	
.0069	Farmers Insurance Group	23795	02-0226203				21st Century Pinnacle Insurance Company	CO	IA	21st Century North America Insurance Company	Ownership	100.000	Farmers Insurance Exchange	NO	
							21st Century Premier Insurance Company								
.0069	Farmers Insurance Group	10710	13-3922232				2501 East Valley Road, LLC	NJ	IA	21st Century Centennial Insurance Company	Ownership	100.000	Farmers Insurance Exchange	NO	
.0069	Farmers Insurance Group	20796	22-1721971				384 Santa Trinita Ave LLC	PA	IA	Fire Insurance Exchange	Ownership	100.000	Farmers Insurance Exchange	NO	
		.0000	82-2666461				3900 Indian Avenue, LLC	DE	NIA	Fire Insurance Exchange	Ownership	100.000	Fire Insurance Exchange	NO	
		.0000	81-0741455				460 Gibraltar Drive, LLC	DE	NIA	Farmers Insurance Exchange	Ownership	100.000	Farmers Insurance Exchange	NO	
		.0000	81-2487862				5401 Wiles Road LLC	DE	NIA	Truck Insurance Exchange	Ownership	100.000	Farmers Insurance Exchange	NO	
		.0000	81-4365602				600 Riverside Parkway, LLC	FL	NIA	Mid-Century Insurance Company	Ownership	100.000	Farmers Insurance Exchange	NO	
		.0000	47-2591947				6671-6675 North Macarthur Blvd, LLC	DE	NIA	Farmers Insurance Exchange	Ownership	100.000	Farmers Insurance Exchange	NO	
		.0000	82-4386531				American Federation Insurance Company	DE	NIA	Mid-Century Insurance Company	Ownership	100.000	Farmers Insurance Exchange	NO	
.0069	Farmers Insurance Group	10245	86-0812982				American Pacific Insurance Company, Inc.	TX	IA	21st Century Insurance Group	Ownership	100.000	Farmers Insurance Exchange	NO	
.0069	Farmers Insurance Group	10805	13-3953213				Bristol West Casualty Insurance Company	HI	IA	Farmers Insurance Hawaii, Inc.	Ownership	100.000	Farmers Insurance Exchange	NO	
.0069	Farmers Insurance Group	11034	34-1893500				Bristol West Holdings, Inc.	OH	RE	Coast National Insurance Company	Ownership	100.000	Farmers Insurance Exchange	NO	
		.0000	13-3994449				Bristol West Holdings, Inc.	DE	UIP	Farmers Insurance Exchange	Ownership	42.000	Farmers Insurance Exchange	YES	
		.0000	13-3994449				Bristol West Holdings, Inc.	DE	UIP	Fire Insurance Exchange	Ownership	3.750	Farmers Insurance Exchange	YES	
		.0000	13-3994449				Bristol West Holdings, Inc.	DE	UIP	Truck Insurance Exchange	Ownership	6.750	Farmers Insurance Exchange	YES	
		.0000	13-3994449				Bristol West Insurance Company	DE	UIP	Mid-Century Insurance Company	Ownership	47.500	Farmers Insurance Exchange	YES	
.0069	Farmers Insurance Group	19658	38-1865162				Bristol West Insurance Services of California, Inc.	OH	IA	Coast National Insurance Company	Ownership	100.000	Farmers Insurance Exchange	NO	
		.0000	65-0880876				Bristol West Insurance Services, Inc. of Florida	CA	NIA	Bristol West Holdings, Inc.	Ownership	100.000	Farmers Insurance Exchange	NO	
		.0000	65-0616769				Bristol West Preferred Insurance Company	FL	NIA	Bristol West Holdings, Inc.	Ownership	100.000	Farmers Insurance Exchange	NO	
.0069	Farmers Insurance Group	12774	86-1174452				BWIS of Nevada, Inc.	MI	IA	Bristol West Holdings, Inc.	Ownership	100.000	Farmers Insurance Exchange	NO	
		.0000	65-0919338				Civic Property and Casualty Company	NV	NIA	Bristol West Holdings, Inc.	Ownership	100.000	Farmers Insurance Exchange	NO	
.0069	Farmers Insurance Group	10315	95-4528269				Civic Property and Casualty Company	CA	IA	Fire Insurance Exchange	Ownership	80.000	Fire Insurance Exchange	NO	
.0069	Farmers Insurance Group	10315	95-4528269				Coast National General Agency, Inc.	CA	IA	Truck Insurance Exchange	Ownership	20.000	Fire Insurance Exchange	NO	
		.0000	76-0543593				Coast National Holding Company	TX	NIA	Bristol West Holdings, Inc.	Ownership	100.000	Farmers Insurance Exchange	NO	
		.0000	33-0246699				Coast National Insurance Company	CA	UIP	Bristol West Holdings, Inc.	Ownership	100.000	Farmers Insurance Exchange	NO	
.0069	Farmers Insurance Group	25089	33-0246701				Economy Fire & Casualty Company	CA	UIP	Coast National Insurance Company	Ownership	100.000	Farmers Insurance Exchange	NO	
							Economy Preferred Insurance Company			Farmers Property and Casualty Insurance					
							Economy Premier Assurance Company								
.0069	Farmers Insurance Group	22926	36-1022580				Economy Fire & Casualty Company	IL	IA	Economy Fire & Casualty Company	Ownership	100.000	Farmers Insurance Exchange	NO	
.0069	Farmers Insurance Group	38067	36-3027848				Economy Fire & Casualty Company	IL	IA	Economy Fire & Casualty Company	Ownership	100.000	Farmers Insurance Exchange	NO	
.0069	Farmers Insurance Group	40649	36-3105737				Economy Fire & Casualty Company	IL	IA	Economy Fire & Casualty Company	Ownership	100.000	Farmers Insurance Exchange	NO	

ANNUAL STATEMENT FOR THE YEAR 2021 OF THE Bristol West Casualty Insurance Company

SCHEDULE Y
PART 1A - DETAIL OF INSURANCE HOLDING COMPANY SYSTEM

1	2	3	4	5	6	7	8	9	10	11	12	13	14	15	16
Group Code	Group Name	NAIC Company Code	ID Number	Federal RSSD	CIK	Name of Securities Exchange if Publicly Traded (U.S. or International)	Names of Parent, Subsidiaries Or Affiliates	Domiciliary Location	Relationship to Reporting Entity	Directly Controlled by (Name of Entity/Person)	Type of Control (Ownership, Board, Management, Attorney-in-Fact, Influence, Other)	If Control is Ownership Provide Percentage	Ultimate Controlling Entity(ies)/Person(s)	Is an SCA Filing Required? (Yes/No)	*
.0069	Farmers Insurance Group	10318	95-4528266				Exact Property and Casualty Company	CA	IA	Fire Insurance Exchange	Ownership	80.000	Fire Insurance Exchange	NO	
.0069	Farmers Insurance Group	10318	95-4528266				Exact Property and Casualty Company	CA	IA	Truck Insurance Exchange	Ownership	20.000	Fire Insurance Exchange	NO	
.0069	Farmers Insurance Group	40169	05-0393243				Farmers Casualty Insurance Company	RI	IA	Farmers Property and Casualty Insurance Company	Ownership	100.000	Farmers Insurance Exchange	NO	
.0069	Farmers Insurance Group	25321	23-1903575				Farmers Direct Property and Casualty Insurance Company	RI	IA	Farmers Property and Casualty Insurance Company	Ownership	100.000	Farmers Insurance Exchange	NO	
		00000	77-0530616				Farmers Financial Solutions, LLC	NV	NIA	FFS Holding, LLC	Ownership	100.000	Farmers Insurance Exchange	NO	
.0069	Farmers Insurance Group	00000	95-3003951				Farmers General Insurance Agency, Inc.	RI	NIA	Farmers Property and Casualty Insurance Company	Ownership	100.000	Farmers Insurance Exchange	YES	
.0069	Farmers Insurance Group	34339	13-2915260				Farmers Group Property and Casualty Insurance Company	RI	IA	Farmers Property and Casualty Insurance Company	Ownership	100.000	Farmers Insurance Exchange	NO	
.0069	Farmers Insurance Group	21598	95-2626387				Farmers Insurance Company of Arizona	AZ	IA	Farmers Insurance Exchange	Ownership	70.000	Farmers Insurance Exchange	NO	
.0069	Farmers Insurance Group	21598	95-2626387				Farmers Insurance Company of Arizona	AZ	IA	Truck Insurance Exchange	Ownership	20.000	Farmers Insurance Exchange	NO	
.0069	Farmers Insurance Group	21598	95-2626387				Farmers Insurance Company of Arizona	AZ	IA	Fire Insurance Exchange	Ownership	10.000	Farmers Insurance Exchange	NO	
.0069	Farmers Insurance Group	21601	95-2626385				Farmers Insurance Company of Idaho	ID	IA	Farmers Insurance Exchange	Ownership	80.000	Farmers Insurance Exchange	NO	
.0069	Farmers Insurance Group	21601	95-2626385				Farmers Insurance Company of Idaho	ID	IA	Fire Insurance Exchange	Ownership	6.700	Farmers Insurance Exchange	NO	
.0069	Farmers Insurance Group	21601	95-2626385				Farmers Insurance Company of Idaho	ID	IA	Truck Insurance Exchange	Ownership	13.300	Farmers Insurance Exchange	NO	
.0069	Farmers Insurance Group	21636	95-2655893				Farmers Insurance Company of Oregon	OR	IA	Farmers Insurance Exchange	Ownership	80.000	Farmers Insurance Exchange	NO	
.0069	Farmers Insurance Group	21636	95-2655893				Farmers Insurance Company of Oregon	OR	IA	Truck Insurance Exchange	Ownership	20.000	Farmers Insurance Exchange	NO	
.0069	Farmers Insurance Group	21644	95-2655894				Farmers Insurance Company of Washington	WA	IA	Fire Insurance Exchange	Ownership	80.000	Fire Insurance Exchange	NO	
.0069	Farmers Insurance Group	21644	95-2655894				Farmers Insurance Company of Washington	WA	IA	Truck Insurance Exchange	Ownership	20.000	Fire Insurance Exchange	NO	
.0069	Farmers Insurance Group	21628	48-0609012				Farmers Insurance Company, Inc.	KS	IA	Farmers Insurance Exchange	Ownership	90.000	Farmers Insurance Exchange	NO	
.0069	Farmers Insurance Group	21628	48-0609012				Farmers Insurance Company, Inc.	KS	IA	Fire Insurance Exchange	Ownership	10.000	Farmers Insurance Exchange	NO	
.0069	Farmers Insurance Group	21652	95-2575893				Farmers Insurance Exchange	CA	UIP	See Note 1	Other		Farmers Insurance Exchange	NO	
.0069	Farmers Insurance Group	28487	22-2640040				Farmers Insurance Hawaii, Inc.	HI	IA	Mid-Century Insurance Company	Ownership	100.000	Farmers Insurance Exchange	NO	
.0069	Farmers Insurance Group	36889	31-0956373				Farmers Insurance of Columbus, Inc.	OH	IA	Farmers Insurance Exchange	Ownership	100.000	Farmers Insurance Exchange	NO	
.0069	Farmers Insurance Group	00000	05-0476998				Farmers Lloyds, Inc.	TX	NIA	Farmers Property and Casualty Insurance Company	Ownership	100.000	Farmers Insurance Exchange	YES	
.0069	Farmers Insurance Group	13938	75-2483187				Farmers Lloyds Insurance Company of Texas	TX	IA	See Note 12	Attorney In Fact		Farmers Insurance Exchange	NO	
.0069	Farmers Insurance Group	10806	36-4165395				Farmers New Century Insurance Company	IL	IA	Illinois Farmers Insurance Company	Ownership	100.000	Farmers Insurance Exchange	NO	
.0069	Farmers Insurance Group	26298	13-2725441				Farmers Property and Casualty Insurance Company	RI	IA	Farmers Insurance Exchange	Ownership	80.000	Farmers Insurance Exchange	NO	
.0069	Farmers Insurance Group	26298	13-2725441				Farmers Property and Casualty Insurance Company	RI	IA	Truck Insurance Exchange	Ownership	10.000	Farmers Insurance Exchange	NO	
.0069	Farmers Insurance Group	26298	13-2725441				Farmers Property and Casualty Insurance Company	RI	IA	Fire Insurance Exchange	Ownership	10.000	Farmers Insurance Exchange	NO	
.0069	Farmers Insurance Group	00000	95-6048990				Farmers Services Insurance Agency	CA	NIA	Truck Insurance Exchange	Ownership	100.000	Truck Insurance Exchange	NO	
.0069	Farmers Insurance Group	43699	59-2326047				Farmers Specialty Insurance Company	MI	IA	Foremost Insurance Company Grand Rapids, Michigan	Ownership	100.000	Farmers Insurance Exchange	NO	
.0069	Farmers Insurance Group	24392	74-1067657				Farmers Texas County Mutual Insurance Company	TX	IA	See Note 2	Management		Farmers Insurance Exchange	NO	
		00000	27-0342907				FCOA, LLC	DE	NIA	Foremost Insurance Company Grand Rapids, Michigan	Ownership	100.000	Farmers Insurance Exchange	YES	
		00000	77-0530617				FFS Holding, LLC	NV	NIA	Mid-Century Insurance Company	Ownership	100.000	Farmers Insurance Exchange	YES	
.0069	Farmers Insurance Group	21660	95-6235715				Fire Insurance Exchange	CA	IA	See Note 3	Other		Farmers Insurance Exchange	NO	
.0069	Farmers Insurance Group	29254	38-1721730				Foremost County Mutual Insurance Company	TX	IA	See Note 4	Management		Farmers Insurance Exchange	NO	
		00000	38-2505922				Foremost Express Insurance Agency, Inc.	MI	NIA	FCOA, LLC	Ownership	100.000	Farmers Insurance Exchange	NO	
.0069	Farmers Insurance Group	11185	38-1407533				Foremost Insurance Company Grand Rapids, Michigan	MI	IA	Farmers Insurance Exchange	Ownership	80.000	Farmers Insurance Exchange	NO	
.0069	Farmers Insurance Group	11185	38-1407533				Foremost Insurance Company Grand Rapids, Michigan	MI	IA	Fire Insurance Exchange	Ownership	10.000	Farmers Insurance Exchange	NO	
.0069	Farmers Insurance Group	11185	38-1407533				Foremost Insurance Company Grand Rapids, Michigan	MI	IA	Truck Insurance Exchange	Ownership	10.000	Farmers Insurance Exchange	NO	
.0069	Farmers Insurance Group	41688	75-1779175				Foremost Lloyds of Texas	TX	IA	See Note 5	Management		Farmers Insurance Exchange	NO	

ANNUAL STATEMENT FOR THE YEAR 2021 OF THE Bristol West Casualty Insurance Company

SCHEDULE Y
PART 1A - DETAIL OF INSURANCE HOLDING COMPANY SYSTEM

1	2	3	4	5	6	7	8	9	10	11	12	13	14	15	16
Group Code	Group Name	NAIC Company Code	ID Number	Federal RSSD	CIK	Name of Securities Exchange if Publicly Traded (U.S. or International)	Names of Parent, Subsidiaries Or Affiliates	Domi-ciliary Location	Relation-ship to Reporting Entity	Directly Controlled by (Name of Entity/Person)	Type of Control (Ownership, Board, Management, Attorney-in-Fact, Influence, Other)	If Control is Ownership Provide Percentage	Ultimate Controlling Entity(ies)/Person(s)	Is an SCA Filing Re-quired? (Yes/No)	*
.0069	Farmers Insurance Group	.11800	35-1604635				Foremost Property and Casualty Insurance Company	.MI.	.IA.	Foremost Insurance Company Grand Rapids, Michigan	Ownership.....	100.000	Farmers Insurance Exchange	..NO.	
.0069	Farmers Insurance Group	.41513	38-2430150				Foremost Signature Insurance Company	.MI.	.IA.	Foremost Insurance Company Grand Rapids, Michigan	Ownership.....	100.000	Farmers Insurance Exchange	..NO.	
		.00000	65-1142050				GP, LLC	.DE.	.NIA.	Bristol West Holdings, Inc.	Ownership.....	100.000	Farmers Insurance Exchange	..NO.	
		.00000	99-0083322				Hawaii Insurance Consultants, Ltd.	.HI.	.NIA.	Mid-Century Insurance Company	Ownership.....	100.000	Farmers Insurance Exchange	..YES.	
.0069	Farmers Insurance Group	.21679	36-2661515				Illinois Farmers Insurance Company	.IL.	.IA.	Farmers Insurance Exchange	Ownership.....	100.000	Farmers Insurance Exchange	..NO.	
		.00000	65-0881673				Insurance Data Systems, G.P.	.FL.	.NIA.	Bristol West Holdings, Inc.	Ownership.....	99.900	Farmers Insurance Exchange	..NO.	
		.00000	65-0881673				Insurance Data Systems, G.P.	.FL.	.NIA.	GP, LLC	Ownership.....	0.100	Farmers Insurance Exchange	..NO.	
		.00000	38-2336672				Kraft Lake Insurance Agency, Inc.	.MI.	.NIA.	FOA, LLC	Ownership.....	100.000	Farmers Insurance Exchange	..NO.	
		.00000	85-2377860				MC Maple Tree, LLC	.DE.	.NIA.	Mid-Century Insurance Company	Ownership.....	1.000	Farmers Insurance Exchange	..NO.	
.0069	Farmers Insurance Group	.21687	95-6016640				Mid-Century Insurance Company	.CA.	.IA.	Farmers Insurance Exchange	Ownership.....	80.000	Farmers Insurance Exchange	..NO.	
.0069	Farmers Insurance Group	.21687	95-6016640				Mid-Century Insurance Company	.CA.	.IA.	Fire Insurance Exchange	Ownership.....	10.000	Farmers Insurance Exchange	..NO.	
.0069	Farmers Insurance Group	.21687	95-6016640				Mid-Century Insurance Company	.CA.	.IA.	Truck Insurance Exchange	Ownership.....	10.000	Farmers Insurance Exchange	..NO.	
.0069	Farmers Insurance Group	.28673	74-2448744				Mid-Century Insurance Company of Texas	.TX.	.IA.	Farmers Insurance Exchange	Ownership.....	100.000	Farmers Insurance Exchange	..NO.	
							Neighborhood Spirit Property and Casualty Company	.CA.	.IA.	Fire Insurance Exchange	Ownership.....	80.000	Fire Insurance Exchange	..NO.	
.0069	Farmers Insurance Group	.10317	95-4528264				Neighborhood Spirit Property and Casualty Company	.CA.	.IA.	Truck Insurance Exchange	Ownership.....	20.000	Fire Insurance Exchange	..NO.	
.0069	Farmers Insurance Group	.33120	65-0109120				Security National Insurance Company	.FL.	.IA.	Bristol West Holdings, Inc.	Ownership.....	100.000	Farmers Insurance Exchange	..NO.	
.0069	Farmers Insurance Group	.21695	94-1663548				Texas Farmers Insurance Company	.TX.	.IA.	Farmers Insurance Exchange	Ownership.....	86.280	Farmers Insurance Exchange	..NO.	
.0069	Farmers Insurance Group	.21695	94-1663548				Texas Farmers Insurance Company	.TX.	.IA.	Mid Century Insurance Company	Ownership.....	13.720	Farmers Insurance Exchange	..NO.	
.0069	Farmers Insurance Group	.44245	13-3551577				Toggle Insurance Company	.DE.	.IA.	Mid-Century Insurance Company	Ownership.....	100.000	Farmers Insurance Exchange	..NO.	
		.00000	83-3256280				Toggle Services, LLC	.DE.	.NIA.	Toggle Insurance Company	Ownership.....	100.000	Farmers Insurance Exchange	..NO.	
.0069	Farmers Insurance Group	.21709	95-2575892				Truck Insurance Exchange	.CA.	.IA.	See Note 6	Other.....			..NO.	
		.00000	74-1593853				Western Star Insurance Services, Inc.	.TX.	.NIA.	FOA, LLC	Ownership.....	100.000	Farmers Insurance Exchange	..NO.	
	***THE FOLLOWING ARE ZURICH INSURANCE GROUP ENTITIES WITHIN NAIC GROUP CODE 0212 AND ARE NOT INCLUDED IN FARMERS INSURANCE GROUP WITHIN NAIC GROUP CODE 0069						***			***			***		
		.00000					Access Franchise Management Limited	.GBR.	.OTH.	Zurich Assurance Ltd	Ownership.....	100.000	Zurich Insurance Group Ltd.	..NO.	.11
		.00000					ACN 000 141 051 Ltd.	.AUS.	.OTH.	Zurich Financial Services Australia Limited	Ownership.....	100.000	Zurich Insurance Group Ltd.	..NO.	.11
		.00000					Afterland Limited	.GBR.	.OTH.	Zurich Assurance Ltd	Ownership.....	100.000	Zurich Insurance Group Ltd.	..NO.	.11
		.00000					AG Haus der Wirtschaft	.CHE.	.OTH.	Zurich Versicherungs-Gesellschaft AG	Ownership.....	8.163	Zurich Insurance Group Ltd.	..NO.	.11
		.00000					Allied Dunbar Assurance plc	.GBR.	.OTH.	Zurich Financial Services (UKISA) Nominees Limited	Ownership.....	100.000	Zurich Insurance Group Ltd.	..NO.	.11
		.00000					Allied Dunbar Financial Services Limited	.GBR.	.OTH.	Allied Dunbar Assurance plc	Ownership.....	100.000	Zurich Insurance Group Ltd.	..NO.	.11
		.00000					Allied Dunbar Provident plc	.GBR.	.OTH.	Allied Dunbar Assurance plc	Ownership.....	100.000	Zurich Insurance Group Ltd.	..NO.	.11
		.00000					Allied Zurich Holdings Limited	.JEY.	.OTH.	Zurich Versicherungs-Gesellschaft AG	Ownership.....	100.000	Zurich Insurance Group Ltd.	..NO.	.11
		.00000					Allied Zurich Limited	.GBR.	.OTH.	Zurich Insurance Group Ltd.	Ownership.....	100.000	Zurich Insurance Group Ltd.	..NO.	.11
		.00000					American Guarantee and Liability Insurance Company	.NY.	.OTH.	Zurich American Insurance Company	Ownership.....	100.000	Zurich Insurance Group Ltd.	..YES.	.11
.0212	Zurich U.S. Insurance Pool Group	.26247	36-6071400				American Zurich Insurance Company	.IL.	.OTH.	Steadfast Insurance Company	Ownership.....	100.000	Zurich Insurance Group Ltd.	..YES.	.11
.0212	Zurich U.S. Insurance Pool Group	.40142	36-3141762				Applyhere Pty Ltd	.AUS.	.OTH.	Davidson Trahaire Holding Pty Ltd	Ownership.....	100.000	Zurich Insurance Group Ltd.	..NO.	.11
		.00000					Ashdale Land and Property Company Limited	.GBR.	.OTH.	Zurich Insurance plc	Ownership.....	100.000	Zurich Insurance Group Ltd.	..NO.	.11
		.00000					Asistbras S/A Assistência ao Viajante	.BRA.	.OTH.	Travel Ace Internacional de Servicios S.A.	Ownership.....	65.000	Zurich Insurance Group Ltd.	..NO.	.11
		.00000					Assistance Online (China) Co Ltd	.CHN.	.OTH.	Assistancee Online Pte. Ltd	Ownership.....	100.000	Zurich Insurance Group Ltd.	..NO.	.11
		.00000					Assistancee Online HK Ltd	.HKG.	.OTH.	Assistancee Online HK Ltd	Ownership.....	0.000	Zurich Insurance Group Ltd.	..NO.	.11
		.00000					Assistancee Online HK Ltd	.HKG.	.OTH.	Assistancee Online Pte. Ltd	Ownership.....	100.000	Zurich Insurance Group Ltd.	..NO.	.11

ANNUAL STATEMENT FOR THE YEAR 2021 OF THE Bristol West Casualty Insurance Company

SCHEDULE Y

PART 1A - DETAIL OF INSURANCE HOLDING COMPANY SYSTEM

1	2	3	4	5	6	7	8	9	10	11	12	13	14	15	16
Group Code	Group Name	NAIC Company Code	ID Number	Federal RSSD	CIK	Name of Securities Exchange if Publicly Traded (U.S. or International)	Names of Parent, Subsidiaries Or Affiliates	Domiciliary Location	Relationship to Reporting Entity	Directly Controlled by (Name of Entity/Person)	Type of Control (Ownership, Board, Management, Attorney-in-Fact, Influence, Other)	If Control is Ownership Provide Percentage	Ultimate Controlling Entity(ies)/Person(s)	Is an SCA Filing Required? (Yes/No)	*
		.0000					Assistancee Online Pte. Ltd	SGP	DTH	Customer Care Assistance Pty Ltd	Ownership	100.000	Zurich Insurance Group Ltd	NO	11
		.0000					ASTIS Holdings Limited	AUS	DTH	Cover-More Finance Pty Limited	Ownership	100.000	Zurich Insurance Group Ltd	NO	11
		.0000	36-4851720				Aust Office 1, LLC	DE	DTH	Zurich American Insurance Company	Ownership	100.000	Zurich Insurance Group Ltd	NO	11
		.0000					autoSense AG	CHE	DTH	Zürich Versicherungs-Gesellschaft AG	Ownership	33.330	Zurich Insurance Group Ltd	NO	11
		.0000					Ballykillilane Holdings Limited	IRL	DTH	Zurich Insurance plc	Ownership	100.000	Zurich Insurance Group Ltd	NO	11
		.0000					Bansabadell Pensiones, E.G.F.P, S.A.	ESP	DTH	Zurich Vida, Compañia de Seguros y Reaseguros, S.A. - Sociad	Ownership	50.000	Zurich Insurance Group Ltd	NO	11
		.0000					Bansabadell Seguros Generales, S.A. de Seguros y Reaseguros	ESP	DTH	Zurich Versicherungs-Gesellschaft AG	Ownership	50.000	Zurich Insurance Group Ltd	NO	11
		.0000					Bansabadell Servicios Auxiliares De Seguros, S.L.	ESP	DTH	Bansabadell Seguros Generales, S.A. de Seguros y Reaseguros	Ownership	100.000	Zurich Insurance Group Ltd	NO	11
		.0000					Bansabadell Vida S.A. de Seguros y Reaseguros	ESP	DTH	Zurich Vida, Compañia de Seguros y Reaseguros, S.A. - Sociad	Ownership	50.000	Zurich Insurance Group Ltd	NO	11
		.0000					Benefit Finance Partners, L.L.C.	DE	DTH	Zurich Benefit Finance LLC	Ownership	50.000	Zurich Insurance Group Ltd	NO	11
		.0000	13-4097988				BFP Securities LLC	DE	DTH	Benefit Finance Partners, L.L.C.	Ownership	100.000	Zurich Insurance Group Ltd	NO	11
		.0000					Bloomington Office LP	DE	DTH	Zurich Structured Finance, Inc.	Ownership	99.000	Zurich Insurance Group Ltd	NO	11
		.0000					Bloomington Office MGP Manager, Inc	DE	DTH	Zurich Structured Finance, Inc.	Ownership	100.000	Zurich Insurance Group Ltd	NO	11
		.0000					Bloomington Office MGP, LLC	DE	DTH	Bloomington Office MGP Manager, Inc	Ownership	1.000	Zurich Insurance Group Ltd	NO	11
		.0000					Bloomington Office MGP, LLC	DE	DTH	Zurich Structured Finance, Inc.	Ownership	99.000	Zurich Insurance Group Ltd	NO	11
		.0000					Blue Insurance Australia Pty Ltd	AUS	DTH	Blue Insurance Limited	Ownership	100.000	Zurich Insurance Group Ltd	NO	11
		.0000					Blue Insurance Limited	IRL	DTH	Cover-More Australia Pty Ltd	Ownership	97.610	Zurich Insurance Group Ltd	NO	11
		.0000					Blue Marble Capital L.P.	BMU	DTH	Blue Marble Micro Limited	Ownership	100.000	Zurich Insurance Group Ltd	NO	11
		.0000					Blue Marble Micro Limited	GBR	DTH	Zürich Versicherungs-Gesellschaft AG	Ownership	100.000	Zurich Insurance Group Ltd	NO	11
		.0000					Blue Marble Microinsurance, Inc.	DE	DTH	Blue Marble Micro Limited	Ownership	100.000	Zurich Insurance Group Ltd	NO	11
		.0000					BONUS Pensionskassen Aktiengesellschaft	AUT	DTH	Zurich Versicherungs-Aktiengesellschaft	Ownership	87.500	Zurich Insurance Group Ltd	NO	11
		.0000					BONUS Vorsorgekasse AG	AUT	DTH	Zurich Versicherungs-Aktiengesellschaft	Ownership	50.000	Zurich Insurance Group Ltd	NO	11
		.0000	47-2289489				BOS Apt 1, LLC	DE	DTH	Zurich American Insurance Company	Ownership	100.000	Zurich Insurance Group Ltd	NO	11
		.0000	47-2445859				BOS Apt 2, LLC	DE	DTH	Zurich American Insurance Company	Ownership	100.000	Zurich Insurance Group Ltd	NO	11
		.0000	47-1046245				BOS Office 2 LLC	DE	DTH	Zurich American Insurance Company	Ownership	100.000	Zurich Insurance Group Ltd	NO	11
		.0000	47-2483669				BOS Office 3, LLC	DE	DTH	Farmers New World Life Insurance Company	Ownership	100.000	Zurich Insurance Group Ltd	NO	10
		.0000	37-1849541				BOS Office 4, LLC	DE	DTH	Zurich American Insurance Company	Ownership	100.000	Zurich Insurance Group Ltd	NO	11
		.0000	47-4684158				BOS Retail 1, LLC	DE	DTH	Zurich American Insurance Company	Ownership	100.000	Zurich Insurance Group Ltd	NO	11
		.0000					Boxx Insurance Inc.	CAN	DTH	Zürich Versicherungs-Gesellschaft AG	Ownership	33.333	Zurich Insurance Group Ltd	NO	11
		.0000					Bright Box Europe S.A.	CHE	DTH	Bright Box HK Limited	Ownership	100.000	Zurich Insurance Group Ltd	NO	11
		.0000					Bright Box HK Limited	CHN	DTH	Zürich Versicherungs-Gesellschaft AG	Ownership	100.000	Zurich Insurance Group Ltd	NO	11
		.0000					Bright Box Hungary KFT	HUN	DTH	Bright Box HK Limited	Ownership	100.000	Zurich Insurance Group Ltd	NO	11
		.0000					Bright Box Middle East FZCO	ARE	DTH	Bright Box HK Limited	Ownership	100.000	Zurich Insurance Group Ltd	NO	11
		.0000					Brinker Retail MGP, LLC	DE	DTH	Zurich Structured Finance, Inc.	Ownership	99.000	Zurich Insurance Group Ltd	NO	11
		.0000					Bristlecourt Limited	GBR	DTH	Zurich Assurance Ltd	Ownership	100.000	Zurich Insurance Group Ltd	NO	11
		.0000					brokerbusiness.ch AG	CHE	DTH	Zürich Versicherungs-Gesellschaft AG	Ownership	25.000	Zurich Insurance Group Ltd	NO	11
		.0000					Cayley Aviation Ltd.	BMU	DTH	Branch	Ownership	100.000	Zurich Insurance Group Ltd	NO	11
		.0000					Celta Assistance SL	ESP	DTH	Universal Assistance S.A.	Ownership	100.000	Zurich Insurance Group Ltd	NO	11
		.0000	13-4038482				Centre Group Holdings (U.S.) Limited	DE	DTH	Zurich Structured Finance, Inc.	Ownership	100.000	Zurich Insurance Group Ltd	NO	11
.0212	Zurich Ins Group	.34649	13-2653231				Centre Insurance Company	DE	DTH	Centre Solutions (U.S.) Limited	Ownership	100.000	Zurich Insurance Group Ltd	NO	11
.0212	Zurich Ins Group	.80896	04-1589940				Centre Life Insurance Company	MA	DTH	Centre Solutions (U.S.) Limited	Ownership	100.000	Zurich Insurance Group Ltd	NO	11
		.0000	AA-3190673				Centre Reinsurance (U.S.) Limited	BMU	DTH	Centre Group Holdings (U.S.) Limited	Ownership	100.000	Zurich Insurance Group Ltd	NO	11
		.0000					Centre Solutions (Bermuda) Limited	BMU	DTH	Zurich Finance Company Ltd	Ownership	100.000	Zurich Insurance Group Ltd	NO	11
		.0000	AA-3190822				Centre Solutions (U.S.) Limited	BMU	DTH	Centre Group Holdings (U.S.) Limited	Ownership	100.000	Zurich Insurance Group Ltd	NO	11
		.0000					Charlotte Apt. 1, LLC	DE	DTH	American Zurich Insurance Company	Ownership	100.000	Zurich Insurance Group Ltd	NO	11
		.0000	32-0616217				Charlotte Industrial 2, LLC	DE	DTH	Farmers New World Life Insurance Company	Ownership	100.000	Zurich Insurance Group Ltd	NO	10
		.0000	30-1113235				Charlotte Office 1, LLC	DE	DTH	Zurich American Insurance Company	Ownership	100.000	Zurich Insurance Group Ltd	NO	11
		.0000	38-3988749				CHI APT 1, LLC	DE	DTH	Zurich American Insurance Company	Ownership	100.000	Zurich Insurance Group Ltd	NO	11
		.0000	47-4429730				CHI IND 1, LLC	DE	DTH	Farmers New World Life Insurance Company	Ownership	100.000	Zurich Insurance Group Ltd	NO	10

ANNUAL STATEMENT FOR THE YEAR 2021 OF THE Bristol West Casualty Insurance Company

SCHEDULE Y
PART 1A - DETAIL OF INSURANCE HOLDING COMPANY SYSTEM

1	2	3	4	5	6	7	8	9	10	11	12	13	14	15	16
Group Code	Group Name	NAIC Company Code	ID Number	Federal RSSD	CIK	Name of Securities Exchange if Publicly Traded (U.S. or International)	Names of Parent, Subsidiaries Or Affiliates	Domiciliary Location	Relationship to Reporting Entity	Directly Controlled by (Name of Entity/Person)	Type of Control (Ownership, Board, Management, Attorney-in-Fact, Influence, Other)	If Control is Ownership Provide Percentage	Ultimate Controlling Entity(ies)/Person(s)	Is an SCA Filing Required? (Yes/No)	*
		.0000	87-2430690				CHI IND 6, LLC	DE	DTH	Farmers New World Life Insurance Company	Ownership	100.000	Zurich Insurance Group Ltd.	NO	11
		.0000					Chilena Consolidada Seguros de Vida S.A.	CHL	DTH	Inversiones Suizo Chilena S.A.	Ownership	98.977	Zurich Insurance Group Ltd.	NO	11
		.0000	AA-2280100		196453	Bolsa de Comercio de Santiago	Chilena Consolidada Seguros Generales S.A.	CHL	DTH	Chilena Consolidada Seguros de Vida S.A.	Ownership	7.405	Zurich Insurance Group Ltd.	NO	11
		.0000	AA-2280100		196453	Bolsa de Comercio de Santiago	Chilena Consolidada Seguros Generales S.A.	CHL	DTH	Inversiones Suizo Chilena S.A.	Ownership	82.732	Zurich Insurance Group Ltd.	NO	11
		.0000			0000034431	Second Marche part of EURONEXT PARIS stock exchange since 1987	COFITEM-COFIMUR	FRA	DTH	Zurich Versicherungs-Gesellschaft AG	Ownership	12.405	Zurich Insurance Group Ltd.	NO	11
.0212	Zurich U.S. Insurance Pool Group	34347	52-1096670				Colonial American Casualty and Surety Company	IL	DTH	Fidelity and Deposit Company of Maryland	Ownership	100.000	Zurich Insurance Group Ltd.	NO	11
		.0000					Concisa Vorsorgeberatung und Management AG	AUT	DTH	Bonus Pensionskassen Aktiengesellschaft	Ownership	100.000	Zurich Insurance Group Ltd.	NO	11
		.0000					Concourse Skelmersdale Limited	GBR	DTH	Zurich Financial Services (UKISA) Limited	Ownership	100.000	Zurich Insurance Group Ltd.	NO	11
		.0000					Cover-More (NZ) Limited	NZL	DTH	Cover-More Australia Pty Ltd	Ownership	100.000	Zurich Insurance Group Ltd.	NO	11
		.0000					Cover-More Asia Pte. Ltd	SGP	DTH	Travel Assist Pty Limited	Ownership	100.000	Zurich Insurance Group Ltd.	NO	11
		.0000					Cover-More Australia Pty Ltd	AUS	DTH	Cover-More Holdings Pty Ltd	Ownership	100.000	Zurich Insurance Group Ltd.	NO	11
		.0000					Cover-More Finance Pty Limited	AUS	DTH	Cover-More Group Limited	Ownership	100.000	Zurich Insurance Group Ltd.	NO	11
		.0000					Cover-More Group Limited	AUS	DTH	Zurich Travel Solutions Pty Limited	Ownership	100.000	Zurich Insurance Group Ltd.	NO	11
		.0000					Cover-More Holdings Pty Ltd	AUS	DTH	Travel Assist Pty Limited	Ownership	100.000	Zurich Insurance Group Ltd.	NO	11
		.0000					Cover-More Holdings USA Inc.	DE	DTH	Travel Assist Pty Limited	Ownership	100.000	Zurich Insurance Group Ltd.	NO	11
		.0000					Cover-More Inc.	DE	DTH	Cover-More Holdings USA Inc.	Ownership	100.000	Zurich Insurance Group Ltd.	NO	11
		.0000					Cover-More Insurance Services Limited	GBR	DTH	Cover-More Australia Pty Ltd	Ownership	100.000	Zurich Insurance Group Ltd.	NO	11
		.0000					Cover-More Insurance Services Pty Ltd	AUS	DTH	Travel Assist Pty Limited	Ownership	100.000	Zurich Insurance Group Ltd.	NO	11
		.0000					CREC (Bloomington) Lender, LLC	DE	DTH	Zurich Structured Finance, Inc.	Ownership	0.000	Zurich Insurance Group Ltd.	NO	11
		.0000					CREC (Durham), LLC	DE	DTH	Zurich Structured Finance, Inc.	Ownership	100.000	Zurich Insurance Group Ltd.	NO	11
		.0000					CREC (Hagerstown) Lender, LLC	DE	DTH	Zurich Structured Finance, Inc.	Ownership	100.000	Zurich Insurance Group Ltd.	NO	11
		.0000					CREC (Hagerstown) Owner, LLC	MD	DTH	Zurich Structured Finance, Inc.	Ownership	0.000	Zurich Insurance Group Ltd.	NO	11
		.0000					CREC (Las Vegas), LLC	DE	DTH	Zurich Structured Finance, Inc.	Ownership	100.000	Zurich Insurance Group Ltd.	NO	11
		.0000					CREC (Sacramento), LLC	DE	DTH	Zurich Structured Finance, Inc.	Ownership	100.000	Zurich Insurance Group Ltd.	NO	11
		.0000					CREC (Sioux Falls) Lender, LLC	DE	DTH	Zurich Structured Finance, Inc.	Ownership	100.000	Zurich Insurance Group Ltd.	NO	11
		.0000					CREC (Sioux Falls) Owner, LLC	DE	DTH	Zurich Structured Finance, Inc.	Ownership	100.000	Zurich Insurance Group Ltd.	NO	11
		.0000					CREC (Sioux Falls), LLC	DE	DTH	Zurich Structured Finance, Inc.	Ownership	100.000	Zurich Insurance Group Ltd.	NO	11
		.0000					Cursud N.V.	ANT	DTH	Zurich Versicherungs-Gesellschaft AG	Ownership	100.000	Zurich Insurance Group Ltd.	NO	11
		.0000					Customer Care Assistance Pty Ltd	AUS	DTH	Customer Care Holdings Pty Ltd	Ownership	100.000	Zurich Insurance Group Ltd.	NO	11
		.0000					Customer Care Holdings Pty Ltd	AUS	DTH	Travel Assist Pty Limited	Ownership	100.000	Zurich Insurance Group Ltd.	NO	11
		.0000					Customer Care Pty Ltd	AUS	DTH	Customer Care Holdings Pty Ltd	Ownership	100.000	Zurich Insurance Group Ltd.	NO	11
		.0000					DA Deutsche Allgemeine Versicherung Aktiengesellschaft	DEU	DTH	Zürich Beteiligungs-Aktiengesellschaft (Deutschland)	Ownership	100.000	Zurich Insurance Group Ltd.	NO	11
		.0000					Dallas Office MGP Manager, Inc.	DE	DTH	Zurich Structured Finance, Inc.	Ownership	100.000	Zurich Insurance Group Ltd.	NO	11
		.0000					Dallas Office MGP, LLC	DE	DTH	Dallas Office MGP Manager, Inc.	Ownership	1.000	Zurich Insurance Group Ltd.	NO	11
		.0000					Dallas Office MGP, LLC	DE	DTH	Zurich Structured Finance, Inc.	Ownership	99.000	Zurich Insurance Group Ltd.	NO	11
		.0000					Dallas Tower LP	DE	DTH	Zurich Structured Finance, Inc.	Ownership	99.000	Zurich Insurance Group Ltd.	NO	11
		.0000					Davidson Trahaire Corpsych (Singapore) Pte. Limited	SGP	DTH	DTC Bidco Pty Ltd	Ownership	100.000	Zurich Insurance Group Ltd.	NO	11
		.0000					Davidson Trahaire Corpsych Pty Ltd	AUS	DTH	Applyhere Pty Ltd	Ownership	35.000	Zurich Insurance Group Ltd.	NO	11
		.0000					Davidson Trahaire Corpsych Pty Ltd	AUS	DTH	Davidson Trahaire Holding Pty Ltd	Ownership	65.000	Zurich Insurance Group Ltd.	NO	11
		.0000					Davidson Trahaire Holding Pty Ltd	AUS	DTH	DTC Australia Pty Ltd	Ownership	100.000	Zurich Insurance Group Ltd.	NO	11
		.0000					DB Vita S.A.	LUX	DTH	Deutscher Herold Aktiengesellschaft	Ownership	25.000	Zurich Insurance Group Ltd.	NO	11
		.0000	47-4654837				DC Apt 1, LLC	DE	DTH	Zurich American Insurance Company	Ownership	100.000	Zurich Insurance Group Ltd.	NO	11
		.0000	82-2833981				DC Retail 1, LLC	DE	DTH	Farmers New World Life Insurance Company	Ownership	100.000	Zurich Insurance Group Ltd.	NO	10
		.0000	84-3610066				DEN Industrial 1, LLC	DE	DTH	Farmers New World Life Insurance Company	Ownership	100.000	Zurich Insurance Group Ltd.	NO	10
		.0000					DEN Industrial 2, LLC	DE	DTH	Zurich American Insurance Company	Ownership	100.000	Zurich Insurance Group Ltd.	NO	11
		.0000	47-1387852				DEN Retail 1 LLC	DE	DTH	Farmers New World Life Insurance Company	Ownership	100.000	Zurich Insurance Group Ltd.	NO	10

ANNUAL STATEMENT FOR THE YEAR 2021 OF THE Bristol West Casualty Insurance Company

SCHEDULE Y

PART 1A - DETAIL OF INSURANCE HOLDING COMPANY SYSTEM

1	2	3	4	5	6	7	8	9	10	11	12	13	14	15	16
Group Code	Group Name	NAIC Company Code	ID Number	Federal RSSD	CIK	Name of Securities Exchange if Publicly Traded (U.S. or International)	Names of Parent, Subsidiaries Or Affiliates	Domiciliary Location	Relationship to Reporting Entity	Directly Controlled by (Name of Entity/Person)	Type of Control (Ownership, Board, Management, Attorney-in-Fact, Influence, Other)	If Control is Ownership Provide Percentage	Ultimate Controlling Entity(ies)/Person(s)	Is an SCA Filing Required? (Yes/No)	*
		.0000				Dentolo Deutschland GmbH	DEU	DTH		Zürich Beteiligungs-Aktiengesellschaft (Deutschland)	Ownership	100.000	Zurich Insurance Group Ltd.	NO	11
		.0000				Derimed S.A.	ARG	DTH		Zürich Versicherungs-Gesellschaft AG	Ownership	100.000	Zurich Insurance Group Ltd.	NO	11
		.0000				Deutsche Zurich Pensiones, Entidad Gestora de Fondos de Pens	ESP	DTH		Zurich Vida, Compania de Seguros y Reaseguros, S.A. - Sociad	Ownership	50.000	Zurich Insurance Group Ltd.	NO	11
		.0000				Deutscher Herold Aktiengesellschaft	DEU	DTH		Zurich Beteiligungs-Aktiengesellschaft (Deutschland)	Ownership	79.826	Zurich Insurance Group Ltd.	NO	11
		.0000				Deutscher Pensionsfonds Aktiengesellschaft	DEU	DTH		Deutscher Herold Aktiengesellschaft	Ownership	74.900	Zurich Insurance Group Ltd.	NO	11
		.0000				Deutsches Institut für Altersvorsorge GmbH	DEU	DTH		Deutscher Herold Aktiengesellschaft	Ownership	22.000	Zurich Insurance Group Ltd.	NO	11
		.0000				DIG GmbH	DEU	DTH		Digital Insurance Group B.V.	Ownership	100.000	Zurich Insurance Group Ltd.	NO	11
		.0000				Digital Insurance Group B.V.	NLD	DTH		Zürich Versicherungs-Gesellschaft AG	Ownership	10.000	Zurich Insurance Group Ltd.	NO	11
		.0000				DTC Australia Pty Ltd	AUS	DTH		DTC Bidco Pty Ltd	Ownership	100.000	Zurich Insurance Group Ltd.	NO	11
		.0000				DTC Bidco Pty Ltd	AUS	DTH		DTC Holdco Pty Ltd	Ownership	100.000	Zurich Insurance Group Ltd.	NO	11
		.0000				DTC Holdco Pty Ltd	AUS	DTH		ASTIS Holdings Limited	Ownership	100.000	Zurich Insurance Group Ltd.	NO	11
		.0000				DTC NZ Bidco Limited	NZL	DTH		DTC Bidco Pty Ltd	Ownership	100.000	Zurich Insurance Group Ltd.	NO	11
		.0000								ZCM Asset Holding Company (Bermuda) Limited	Ownership	0.000	Zurich Insurance Group Ltd.	NO	11
		.0000				Dunbar Assets Ireland	IRL	DTH		Zurich Finance Company Ltd	Ownership	0.037	Zurich Insurance Group Ltd.	NO	11
		.0000				Dunbar Assets Ireland	IRL	DTH		Dunbar Assets Ireland	Ownership	100.000	Zurich Insurance Group Ltd.	NO	11
		.0000				Dunbar Assets plc	GBR	DTH		Zürich Versicherungs-Gesellschaft AG	Ownership	100.000	Zurich Insurance Group Ltd.	NO	11
		.0000				Dusfal S.A.	URY	DTH		Zurich Assurance Ltd	Ownership	100.000	Zurich Insurance Group Ltd.	NO	11
		.0000				Eagle Star (Leasing) Limited	GBR	DTH		Zurich Life Assurance plc	Ownership	100.000	Zurich Insurance Group Ltd.	NO	11
		.0000				Eagle Star European Life Assurance Company Limited	IRL	DTH		Eagle Star Holdings Limited	Ownership	100.000	Zurich Insurance Group Ltd.	NO	11
		.0000				Eagle Star Group Services Limited	GBR	DTH		Zurich Assurance Ltd	Ownership	0.001	Zurich Insurance Group Ltd.	NO	11
		.0000				Eagle Star Holding Company of Ireland	IRL	DTH		Zurich Assurance Ltd	Ownership	99.999	Zurich Insurance Group Ltd.	NO	11
		.0000				Eagle Star Holding Company of Ireland	IRL	DTH		Zurich Financial Services (UKISA) Limited	Ownership	100.000	Zurich Insurance Group Ltd.	YES	11
		.0000				Eagle Star Holdings Limited	GBR	DTH		Zurich Insurance plc	Ownership	100.000	Zurich Insurance Group Ltd.	NO	11
		.0000				Eagle Star Securities Limited	GBR	DTH		Zurich Insurance Company Ltd - Rappresentanza Generale per l	Ownership	35.712	Zurich Insurance Group Ltd.	NO	11
.0212	Zurich U.S. Insurance Pool Group	.0000				Edilspettacolo SRL	ITA	DTH		Zurich American Insurance Company	Ownership	100.000	Zurich Insurance Group Ltd.	NO	11
.0212	Zurich U.S. Insurance Pool Group	.0000	21326		47-6022701	Empire Fire and Marine Insurance Company	IL	DTH		Zurich American Insurance Company	Ownership	100.000	Zurich Insurance Group Ltd.	NO	11
		.0000	21334		73-6091717	Empire Indemnity Insurance Company	OK	DTH		Allied Dunbar Financial Services Limited	Ownership	100.000	Zurich Insurance Group Ltd.	NO	11
		.0000				Employee Services Limited	GBR	DTH		Zurich Holdings (UK) Limited	Ownership	100.000	Zurich Insurance Group Ltd.	NO	11
		.0000				Endsleigh Financial Services Limited	GBR	DTH		Zurich Holdings (UK) Limited	Ownership	100.000	Zurich Insurance Group Ltd.	NO	11
		.0000				Endsleigh Pension Trustee Limited	GBR	DTH		Zurich Assurance Ltd	Ownership	100.000	Zurich Insurance Group Ltd.	NO	11
		.0000				ES Plympton Nominee 1 Limited	GBR	DTH		Zurich Assurance Ltd	Ownership	100.000	Zurich Insurance Group Ltd.	NO	11
		.0000				ES Plympton Nominee 2 Limited	GBR	DTH		Zurich Assurance Ltd	Ownership	100.000	Zurich Insurance Group Ltd.	NO	11
		.0000				Euclid KY Annex, LP	DE	DTH		Zurich Structured Finance, Inc.	Ownership	99.000	Zurich Insurance Group Ltd.	NO	11
		.0000				Euclid Office LP	DE	DTH		Zurich Structured Finance, Inc.	Ownership	99.000	Zurich Insurance Group Ltd.	NO	11
		.0000				Euclid Warehouses LP	DE	DTH		Zurich Structured Finance, Inc.	Ownership	99.000	Zurich Insurance Group Ltd.	NO	11
		.0000				Euroamérica Administradora General de Fondos S.A	CHL	DTH		Chilena Consolidada Seguros de Vida S.A.	Ownership	100.000	Zurich Insurance Group Ltd.	NO	11
		.0000								Zurich Insurance plc Niederlassung für Deutschland	Ownership	5.000	Zurich Insurance Group Ltd.	NO	11
		.0000	45-3561769			Extremus Versicherung-Aktiengesellschaft	DEU	DTH		Farmers Group, Inc.	Ownership	100.000	Zurich Insurance Group Ltd.	NO	10
		.0000	95-0725935			Farmers Family Fund	CA	DTH		Zurich Insurance Group Ltd.	Ownership	12.100	Zurich Insurance Group Ltd.	NO	10
		.0000	95-0725935			Farmers Group, Inc.	NV	DTH		Zurich Versicherungs-Gesellschaft AG	Ownership	87.900	Zurich Insurance Group Ltd.	NO	10
		.0000	95-0725935			Farmers Group, Inc.	NV	DTH		Farmers New World Life Insurance Company	Ownership	100.000	Zurich Insurance Group Ltd.	NO	10
.0212	Zurich Ins Group	.0000	46-4261000			Farmers Life Insurance Company of New York	NY	DTH		Farmers Group, Inc.	Ownership	100.000	Zurich Insurance Group Ltd.	NO	10
.0212	Zurich Ins Group	.0000	91-0335750			Farmers New World Life Insurance Company	WA	DTH		Farmers Group, Inc.	Ownership	100.000	Zurich Insurance Group Ltd.	NO	10
.0212	Zurich Ins Group	.0000	95-4650862			Farmers Reinsurance Company	CA	DTH		Farmers Group, Inc.	Ownership	100.000	Zurich Insurance Group Ltd.	NO	10
		.0000				Farmers Services Corporation	NV	DTH		Farmers Group, Inc.	Ownership	100.000	Zurich Insurance Group Ltd.	NO	10
		.0000				Farmers Underwriters Association	CA	DTH		Farmers Group, Inc.	Ownership	100.000	Zurich Insurance Group Ltd.	NO	10
.0212	Zurich U.S. Insurance Pool Group	.0000	39306		13-3046577	Fidelity and Deposit Company of Maryland	IL	DTH		Zurich American Insurance Company	Ownership	100.000	Zurich Insurance Group Ltd.	NO	11
		.0000				FIG Holding Company	CA	DTH		Farmers Group, Inc.	Ownership	100.000	Zurich Insurance Group Ltd.	NO	10

ANNUAL STATEMENT FOR THE YEAR 2021 OF THE Bristol West Casualty Insurance Company

SCHEDULE Y

PART 1A - DETAIL OF INSURANCE HOLDING COMPANY SYSTEM

1	2	3	4	5	6	7	8	9	10	11	12	13	14	15	16
Group Code	Group Name	NAIC Company Code	ID Number	Federal RSSD	CIK	Name of Securities Exchange if Publicly Traded (U.S. or International)	Names of Parent, Subsidiaries Or Affiliates	Domiciliary Location	Relationship to Reporting Entity	Directly Controlled by (Name of Entity/Person)	Type of Control (Ownership, Board, Management, Attorney-in-Fact, Influence, Other)	If Control is Ownership Provide Percentage	Ultimate Controlling Entity(ies)/Person(s)	Is an SCA Filing Required? (Yes/No)	*
		.0000					FIG Leasing Co., Inc.	CA	DTH	Farmers Group, Inc.	Ownership	100.000	Zurich Insurance Group Ltd.	NO	10
		.0000	95-2670247				Fire Underwriters Association	CA	DTH	Farmers Group, Inc.	Ownership	100.000	Zurich Insurance Group Ltd.	NO	10
		.0000					Fitsense Insurance Services Pty Ltd	AUS	DTH	Travel Assist Pty Limited	Ownership	100.000	Zurich Insurance Group Ltd.	NO	11
		.0000					Futuro de Bolivia S.A. Administradora de Fondos de Pensiones	BOL	DTH	Zurich Boliviana Seguros Personales S.A.	Ownership	8.422	Zurich Insurance Group Ltd.	NO	11
		.0000					Futuro de Bolivia S.A. Administradora de Fondos de Pensiones	BOL	DTH	Zurich South America Invest AB	Ownership	71.578	Zurich Insurance Group Ltd.	NO	11
		.0000	83-1572480				FX Insurance Agency Hawaii, LLC	HI	DTH	FIG Leasing Co., Inc.	Ownership	100.000	Zurich Insurance Group Ltd.	NO	10
		.0000	35-2281892				FX Insurance Agency, LLC	DE	DTH	FIG Leasing Co., Inc.	Ownership	100.000	Zurich Insurance Group Ltd.	NO	10
		.0000					General Surety & Guarantee Co Limited	GBR	DTH	Zurich Insurance Company (U.K.) Limited	Ownership	100.000	Zurich Insurance Group Ltd.	NO	11
		.0000					Groveswood Property Holdings Limited	GBR	DTH	Eagle Star Holdings Limited	Ownership	100.000	Zurich Insurance Group Ltd.	NO	11
		.0000					HAB Humboldtthafen Einheitsgesellschaft GmbH&Co.KG	DEU	DTH	REX-ZDHL S.C.S. SICAV-SIF	Ownership	94.900	Zurich Insurance Group Ltd.	NO	11
		.0000					Halo Holdco Limited	GBR	DTH	Cover-More Australia Pty Ltd	Ownership	100.000	Zurich Insurance Group Ltd.	NO	11
		.0000					Halo Holdco Limited	GBR	DTH	Zürich Versicherungs-Gesellschaft AG	Ownership	0.000	Zurich Insurance Group Ltd.	NO	11
		.0000					Halo Insurance Services Limited	GBR	DTH	Halo Holdco Limited	Ownership	100.000	Zurich Insurance Group Ltd.	NO	11
		.0000					Halo Insurance Services Pty Ltd	AUS	DTH	Halo Insurance Services Limited	Ownership	100.000	Zurich Insurance Group Ltd.	NO	11
		.0000					Hawkcentral Limited	GBR	DTH	Zurich Assurance Ltd	Ownership	100.000	Zurich Insurance Group Ltd.	NO	11
		.0000					Healthinsite Proprietary Limited	ZAF	DTH	Zürich Versicherungs-Gesellschaft AG	Ownership	100.000	Zurich Insurance Group Ltd.	NO	11
		.0000					Healthlogix Pty Ltd	AUS	DTH	Insite Holdings Pty Ltd	Ownership	100.000	Zurich Insurance Group Ltd.	NO	11
		.0000					Healthlogix Tecnologia Eireli	BRA	DTH	Healthlogix Pty Ltd	Ownership	100.000	Zurich Insurance Group Ltd.	NO	11
		.0000					Herengracht Investments B.V	DEU	DTH	RE Curve Holding B.V.	Ownership	100.000	Zurich Insurance Group Ltd.	NO	11
		.0000	32-0478525				Hoplite Reinsurance Company of Vermont, Inc.	VT	DTH	Zurich Holding Company of America, Inc.	Ownership	100.000	Zurich Insurance Group Ltd.	NO	11
		.0000	46-2975161				HOU IND 1, LLC	DE	DTH	Zurich American Insurance Company	Ownership	100.000	Zurich Insurance Group Ltd.	NO	11
		.0000	46-2984834				HOU IND 2, LLC	DE	DTH	Zurich American Insurance Company	Ownership	100.000	Zurich Insurance Group Ltd.	NO	11
		.0000					HOU IND 3, LLC	DE	DTH	Zurich American Insurance Company	Ownership	100.000	Zurich Insurance Group Ltd.	NO	11
		.0000					Independence Center Realty L.P.	DE	DTH	Philadelphia Investor, LLC	Ownership	89.000	Zurich Insurance Group Ltd.	NO	11
		.0000					INNATE, Inc.	DC	DTH	Cover-More Holdings USA Inc.	Ownership	100.000	Zurich Insurance Group Ltd.	NO	11
		.0000					Insite Holdings Pty Ltd	AUS	DTH	Zürich Versicherungs-Gesellschaft AG	Ownership	100.000	Zurich Insurance Group Ltd.	NO	11
		.0000					INTEGRA Versicherungsdienst GmbH	AUT	DTH	Zurich Versicherungs-Aktiengesellschaft	Ownership	100.000	Zurich Insurance Group Ltd.	NO	11
		.0000					Intelligent Technologies OÜ	EST	DTH	Zürich Versicherungs-Gesellschaft AG	Ownership	100.000	Zurich Insurance Group Ltd.	NO	11
		.0000					International Travel Assistance S.A.	PAN	DTH	Zürich Versicherungs-Gesellschaft AG	Ownership	55.000	Zurich Insurance Group Ltd.	NO	11
		.0000					Inversiones Suizo Chilena S.A.	CHL	DTH	Inversiones Suizo-Argentina S.A.	Ownership	0.001	Zurich Insurance Group Ltd.	NO	11
		.0000					Inversiones Suizo Chilena S.A.	CHL	DTH	Zurich Versicherungs-Gesellschaft AG	Ownership	99.999	Zurich Insurance Group Ltd.	NO	11
		.0000					Inversiones Suizo-Argentina S.A.	ARG	DTH	Zurich Lebensversicherungs-Gesellschaft AG	Ownership	5.004	Zurich Insurance Group Ltd.	NO	11
		.0000					Inversiones Suizo-Argentina S.A.	ARG	DTH	Zurich Versicherungs-Gesellschaft AG	Ownership	94.996	Zurich Insurance Group Ltd.	NO	11
		.0000					Inversiones ZS America Dos Limitada	CHL	DTH	Inversiones ZS America SpA	Ownership	100.000	Zurich Insurance Group Ltd.	NO	11
		.0000					Inversiones ZS America SpA	CHL	DTH	Zurich Santander Insurance America, S.L.	Ownership	100.000	Zurich Insurance Group Ltd.	NO	11
		.0000					Inversiones ZS America Tres SpA	CHL	DTH	Zurich Santander Insurance America, S.L.	Ownership	100.000	Zurich Insurance Group Ltd.	NO	11
		.0000					Irish National Insurance Company p.l.c.	IRL	DTH	Zurich Insurance plc	Ownership	100.000	Zurich Insurance Group Ltd.	NO	11
		.0000					Isis S.A.	ARG	DTH	Inversiones Suizo-Argentina S.A.	Ownership	60.501	Zurich Insurance Group Ltd.	NO	11
		.0000					Isis S.A.	ARG	DTH	Zurich Versicherungs-Gesellschaft AG	Ownership	39.499	Zurich Insurance Group Ltd.	NO	11
		.0000					JFS/ZSF 1997 L.P.	VA	DTH	Zurich Structured Finance, Inc.	Ownership	99.000	Zurich Insurance Group Ltd.	NO	11
		.0000					JFS/ZSF 1998, L.P.	VA	DTH	Zurich Structured Finance, Inc.	Ownership	99.000	Zurich Insurance Group Ltd.	NO	11
		.0000					Kansas City Office LP	DE	DTH	Zurich Structured Finance, Inc.	Ownership	99.000	Zurich Insurance Group Ltd.	NO	11
		.0000					Kansas Office MGP Manager, Inc.	DE	DTH	Zurich Structured Finance, Inc.	Ownership	100.000	Zurich Insurance Group Ltd.	NO	11
		.0000					Kansas Office MGP, LLC	DE	DTH	Kansas Office MGP Manager, Inc.	Ownership	1.000	Zurich Insurance Group Ltd.	NO	11
		.0000					Kansas Office MGP, LLC	DE	DTH	Zurich Structured Finance, Inc.	Ownership	99.000	Zurich Insurance Group Ltd.	NO	11
		.0000					Karvat Cover-More Assist. Pvt Ltd.	IND	DTH	Cover-More Asia Pte. Ltd	Ownership	100.000	Zurich Insurance Group Ltd.	NO	11
		.0000					Kennet Road 1 UK Limited	GBR	DTH	Zurich Assurance Ltd	Ownership	100.000	Zurich Insurance Group Ltd.	NO	11
		.0000					Kennet Road 2 UK Limited	GBR	DTH	Zurich Assurance Ltd	Ownership	100.000	Zurich Insurance Group Ltd.	NO	11
		.0000					Klare Corredora de Seguros S.A.	CHL	DTH	Zurich Insurance Mobile Solutions AG	Ownership	49.900	Zurich Insurance Group Ltd.	NO	11

ANNUAL STATEMENT FOR THE YEAR 2021 OF THE Bristol West Casualty Insurance Company

SCHEDULE Y

PART 1A - DETAIL OF INSURANCE HOLDING COMPANY SYSTEM

1	2	3	4	5	6	7	8	9	10	11	12	13	14	15	16
Group Code	Group Name	NAIC Company Code	ID Number	Federal RSSD	CIK	Name of Securities Exchange if Publicly Traded (U.S. or International)	Names of Parent, Subsidiaries Or Affiliates	Domiciliary Location	Relationship to Reporting Entity	Directly Controlled by (Name of Entity/Person)	Type of Control (Ownership, Board, Management, Attorney-in-Fact, Influence, Other)	If Control is Ownership Provide Percentage	Ultimate Controlling Entity(ies)/Person(s)	Is an SCA Filing Required? (Yes/No)	*
		.00000					Knip (Deutschland) GmbH	.DEU	DTH	Knip AG	Ownership	100.000	Zurich Insurance Group Ltd.	NO	.11
		.00000					Knip AG	.CHE	DTH	Digital Insurance Group B.V.	Ownership	98.880	Zurich Insurance Group Ltd.	NO	.11
		.00000					Komparu B.V.	.NLD	DTH	Digital Insurance Group B.V.	Ownership	100.000	Zurich Insurance Group Ltd.	NO	.11
		.00000					Kono Insurance Limited	.HKG	DTH	Zurich Versicherungs-Gesellschaft AG	Ownership	100.000	Zurich Insurance Group Ltd.	NO	.11
		.00000	36-4877375				LA Industrial 1, LLC	.DE	DTH	Zurich American Insurance Company	Ownership	100.000	Zurich Insurance Group Ltd.	NO	.11
		.00000	85-3842785				La Industrial 2, LLC	.DE	DTH	Farmers New World Life Insurance Company	Ownership	100.000	Zurich Insurance Group Ltd.	NO	.10
		.00000	47-1325180				LA Retail 1 LLC	.DE	DTH	Zurich American Insurance Company	Ownership	100.000	Zurich Insurance Group Ltd.	NO	.11
		.00000					Limited Liability Company BRIGHT BOX	.RUS	DTH	Bright Box HK Limited	Ownership	100.000	Zurich Insurance Group Ltd.	NO	.11
		.00000					Limited Liability Company REMOTO	.RUS	DTH	Bright Box HK Limited	Ownership	100.000	Zurich Insurance Group Ltd.	NO	.11
		.00000					Manon Vision Co., Ltd.	.THA	DTH	Centre Solutions (Bermuda) Limited	Ownership	0.001	Zurich Insurance Group Ltd.	NO	.11
		.00000					Manon Vision Co., Ltd.	.THA	DTH	Zurich Finance Company Ltd	Ownership	0.001	Zurich Insurance Group Ltd.	NO	.11
		.00000					Manon Vision Co., Ltd.	.THA	DTH	Zurich Versicherungs-Gesellschaft AG	Ownership	99.999	Zurich Insurance Group Ltd.	NO	.11
		.00000					MEATPACKING B.V.	.NLD	DTH	Rock Inne Vastgoed B.V.	Ownership	100.000	Zurich Insurance Group Ltd.	NO	.11
		.00000					Medidata AG	.CHE	DTH	Zurich Versicherungs-Gesellschaft AG	Ownership	8.852	Zurich Insurance Group Ltd.	NO	.11
		.00000					MI Administrators, LLC	.DE	DTH	FIG Leasing Co., Inc.	Ownership	100.000	Zurich Insurance Group Ltd.	NO	.10
		.00000	30-0947450				MIAMI INDUSTRIAL 1, LLC	.DE	DTH	Zurich American Insurance Company	Ownership	100.000	Zurich Insurance Group Ltd.	NO	.11
		.00000	81-3346909				Miami Industrial 2, LLC	.DE	DTH	Farmers New World Life Insurance Company	Ownership	100.000	Zurich Insurance Group Ltd.	NO	.10
		.00000	38-4002060				Miami Office 2, LLC	.DE	DTH	Zurich American Insurance Company	Ownership	100.000	Zurich Insurance Group Ltd.	NO	.11
		.00000	35-2567170				MIAMI OFFICE 3, LLC	.DE	DTH	Zurich American Insurance Company	Ownership	100.000	Zurich Insurance Group Ltd.	NO	.11
		.00000	61-1852255				Miami Retail 1, LLC	.DE	DTH	Zurich American Insurance Company	Ownership	100.000	Zurich Insurance Group Ltd.	NO	.11
		.00000					Minas Brasil Promotora de Servicos S/A	.BRA	DTH	Zurich Minas Brasil Seguros S.A.	Ownership	100.000	Zurich Insurance Group Ltd.	NO	.11
		.00000					Minerva Science Limited	.GBR	DTH	Project Policy Bidco Limited	Ownership	100.000	Zurich Insurance Group Ltd.	NO	.11
		.00000					MSHQ, LLC	.DE	DTH	JFS/ZSF 1998, L.P.	Ownership	100.000	Zurich Insurance Group Ltd.	NO	.11
		.00000	30-1003542				MSP APT 1, LLC	.DE	DTH	Zurich American Insurance Company	Ownership	100.000	Zurich Insurance Group Ltd.	NO	.11
		.00000					My Policy Limited	.GBR	DTH	Project Policy Bidco Limited	Ownership	100.000	Zurich Insurance Group Ltd.	NO	.11
		.00000					Nashville Apt. 1, LLC	.DE	DTH	American Zurich Insurance Company	Ownership	0.000	Zurich Insurance Group Ltd.	NO	.11
		.00000	30-1004249				Nashville Office 1, LLC	.DE	DTH	Zurich American Insurance Company	Ownership	100.000	Zurich Insurance Group Ltd.	NO	.11
		.00000					Navigators and General Insurance Company Limited	.GBR	DTH	Zurich Insurance plc	Ownership	100.000	Zurich Insurance Group Ltd.	NO	.11
		.00000					Nearheath Limited	.GBR	DTH	Zurich Assurance Ltd	Ownership	100.000	Zurich Insurance Group Ltd.	NO	.11
		.00000	30-1071415				NY Industrial 1, LLC	.DE	DTH	Zurich American Insurance Company	Ownership	100.000	Zurich Insurance Group Ltd.	NO	.11
		.00000					Oak Underwriting plc	.GBR	DTH	Zurich Holdings (UK) Limited	Ownership	100.000	Zurich Insurance Group Ltd.	NO	.11
		.00000					OnePath General Insurance Pty Limited	.AUS	DTH	Zurich Financial Services Australia Limited	Ownership	100.000	Zurich Insurance Group Ltd.	NO	.11
		.00000					OnePath Life Australia Holdings Pty Ltd	.AUS	DTH	Zurich Financial Services Australia Limited	Ownership	100.000	Zurich Insurance Group Ltd.	NO	.11
		.00000					OnePath Life Limited	.AUS	DTH	OnePath Life Australia Holdings Pty Ltd	Ownership	100.000	Zurich Insurance Group Ltd.	NO	.11
		.00000					Orange Stone Company	.IRL	DTH	Zurich Finance Company AG	Ownership	100.000	Zurich Insurance Group Ltd.	NO	.11
		.00000					Orion Rechtsschutz-Versicherung AG	.CHE	DTH	Zurich Versicherungs-Gesellschaft AG	Ownership	78.000	Zurich Insurance Group Ltd.	NO	.11
		.00000					Parcelgate Limited	.GBR	DTH	Zurich Assurance Ltd	Ownership	100.000	Zurich Insurance Group Ltd.	NO	.11
		.00000					Perils AG	.CHE	DTH	Zurich Versicherungs-Gesellschaft AG	Ownership	11.111	Zurich Insurance Group Ltd.	NO	.11
		.00000					Perunsel S.A.	.URY	DTH	Zürich Versicherungs-Gesellschaft AG	Ownership	60.000	Zurich Insurance Group Ltd.	NO	.11
		.00000					PFS Pension Fund Services AG	.CHE	DTH	Zürich Versicherungs-Gesellschaft AG	Ownership	18.433	Zurich Insurance Group Ltd.	NO	.11
		.00000	35-2553880				Philly Office 1, LLC	.DE	DTH	Zurich American Insurance Company	Ownership	100.000	Zurich Insurance Group Ltd.	NO	.11
		.00000					Philly Office Land, LLC	.DE	DTH	American Zurich Insurance Company	Ownership	100.000	Zurich Insurance Group Ltd.	NO	.11
		.00000	47-1392591				POR Apt 1, LLC	.DE	DTH	Zurich American Insurance Company	Ownership	100.000	Zurich Insurance Group Ltd.	NO	.11
		.00000	47-4067157				POR Apt 2, LLC	.DE	DTH	Zurich American Insurance Company	Ownership	100.000	Zurich Insurance Group Ltd.	NO	.11
		.00000	47-4054154				POR Office 1, LLC	.DE	DTH	Farmers New World Life Insurance Company	Ownership	100.000	Zurich Insurance Group Ltd.	NO	.10
		.00000					Prime Corporate Psychology Pty Ltd	.AUS	DTH	DTC Bidco Pty Ltd	Ownership	100.000	Zurich Insurance Group Ltd.	NO	.11
		.00000					Project Policy Bidco Limited	.GBR	DTH	Zürich Versicherungs-Gesellschaft AG	Ownership	20.000	Zurich Insurance Group Ltd.	NO	.11
		.00000					Protektor Lebensversicherungs-AG	.DEU	DTH	Zürich Deutscher Herold Lebensversicherung Aktiengesellschaft	Ownership	5.158	Zurich Insurance Group Ltd.	NO	.11
		.00000					PT Asuransi Adira Dinamika Tbk	.IDN	DTH	Zürich Versicherungs-Gesellschaft AG	Ownership	98.488	Zurich Insurance Group Ltd.	NO	.11
		.00000	AA-5360007				PT Zurich Insurance Indonesia	.IDN	DTH	Zürich Rückversicherungs-Gesellschaft AG	Ownership	1.569	Zurich Insurance Group Ltd.	NO	.11

97.7

ANNUAL STATEMENT FOR THE YEAR 2021 OF THE Bristol West Casualty Insurance Company

SCHEDULE Y
PART 1A - DETAIL OF INSURANCE HOLDING COMPANY SYSTEM

1	2	3	4	5	6	7	8	9	10	11	12	13	14	15	16
Group Code	Group Name	NAIC Company Code	ID Number	Federal RSSD	CIK	Name of Securities Exchange if Publicly Traded (U.S. or International)	Names of Parent, Subsidiaries Or Affiliates	Domi-ciliary Location	Relation-ship to Reporting Entity	Directly Controlled by (Name of Entity/Person)	Type of Control (Ownership, Board, Management, Attorney-in-Fact, Influence, Other)	If Control is Ownership Provide Percentage	Ultimate Controlling Entity(ies)/Person(s)	Is an SCA Filing Re-quired? (Yes/No)	*
		.0000	AA-5360007				PT Zurich Insurance Indonesia	IDN	DTH	Zurich Versicherungs-Gesellschaft AG	Ownership	97.091	Zurich Insurance Group Ltd.	NO	11
		.0000					PT Zurich Topas Life	IDN	DTH	Zurich Versicherungs-Gesellschaft AG	Ownership	80.000	Zurich Insurance Group Ltd.	NO	11
		.0000					R3 FL Holdings, LLC	FL	DTH	Fidelity and Deposit Company of Maryland	Ownership	100.000	Zurich Insurance Group Ltd.	NO	11
		.0000					Raleigh/Durham Offices, L.P.	DE	DTH	Zurich Structured Finance, Inc.	Ownership	99.000	Zurich Insurance Group Ltd.	NO	11
		.0000					RE Curve Holding B.V.	DEU	DTH	Zurich Deutscher Herold Lebensversicherung Aktiengesellschaft	Ownership	100.000	Zurich Insurance Group Ltd.	NO	11
		.0000					Real Garant Espana S.L.	ESP	DTH	Real Garant GmbH Garantiesysteme	Ownership	100.000	Zurich Insurance Group Ltd.	NO	11
		.0000					Real Garant GmbH Garantiesysteme	DEU	DTH	Real Garant Versicherung Aktiengesellschaft	Ownership	100.000	Zurich Insurance Group Ltd.	NO	11
		.0000					Real Garant Versicherung Aktiengesellschaft (Deutschland)	DEU	DTH	Zurich Beteiligungs-Aktiengesellschaft	Ownership	100.000	Zurich Insurance Group Ltd.	NO	11
		.0000					Research Triangle MGP Manager, Inc.	DE	DTH	Zurich Structured Finance, Inc.	Ownership	100.000	Zurich Insurance Group Ltd.	NO	11
		.0000					Research Triangle Office MGP, LLC	DE	DTH	Research Triangle MGP Manager, Inc.	Ownership	1.000	Zurich Insurance Group Ltd.	NO	11
		.0000					Research Triangle Office MGP, LLC	DE	DTH	Zurich Structured Finance, Inc.	Ownership	99.000	Zurich Insurance Group Ltd.	NO	11
		.0000					REX Baume S.C.I	FRA	DTH	REX Holding France	Ownership	100.000	Zurich Insurance Group Ltd.	NO	11
		.0000					REX Holding France	FRA	DTH	REX OPPCI Fonds	Ownership	100.000	Zurich Insurance Group Ltd.	NO	11
		.0000					REX Holding S.a.r.l.	LUX	DTH	REX-ZDHL S.C.S. SICAV-SIF	Ownership	100.000	Zurich Insurance Group Ltd.	NO	11
		.0000					REX Mauchamps	FRA	DTH	REX Holding France	Ownership	100.000	Zurich Insurance Group Ltd.	NO	11
		.0000					REX Vilette	FRA	DTH	REX Holding France	Ownership	0.000	Zurich Insurance Group Ltd.	NO	11
		.0000					REX-Aurea-ZDHL S.C.S.	LUX	DTH	REX-ZDHL GP S.à r.l.	Ownership	100.000	Zurich Insurance Group Ltd.	NO	11
		.0000					REX-De Baak B.V.	NLD	DTH	REX Holding S.à r.l.	Ownership	100.000	Zurich Insurance Group Ltd.	NO	11
		.0000					REX-Germany-ZDHL S.C.S	LUX	DTH	REX-ZDHL S.C.S. SICAV-SIF	Ownership	95.240	Zurich Insurance Group Ltd.	NO	11
		.0000					REX-Humboldthafen Verwaltungs GmbH	DEU	DTH	REX-ZDHL S.C.S. SICAV-SIF	Ownership	100.000	Zurich Insurance Group Ltd.	NO	11
		.0000					REX-Spain-ZDHL S.L.	ESP	DTH	Zurich Deutscher Herold Lebensversicherung Aktiengesellschaft	Ownership	100.000	Zurich Insurance Group Ltd.	NO	11
		.0000					REX-The East S.à r.l.	LUX	DTH	REX-ZDHL S.C.S. SICAV-SIF	Ownership	94.800	Zurich Insurance Group Ltd.	NO	11
		.0000					REX-ZDHL GP S.a.r.l.	LUX	DTH	Zurich Deutscher Herold Lebensversicherung Aktiengesellschaft	Ownership	100.000	Zurich Insurance Group Ltd.	NO	11
		.0000					REX-ZDHL S.C.S. SICAV-SIF	LUX	DTH	Zurich Deutscher Herold Lebensversicherung Aktiengesellschaft	Ownership	100.000	Zurich Insurance Group Ltd.	NO	11
		.0000					Rock Inne Vastgoed B.V.	NLD	DTH	REX Holding S.à r.l.	Ownership	100.000	Zurich Insurance Group Ltd.	YES	11
		.0000					Rokin 21 B.V.	NLD	DTH	Roxana Vastgoed B.V.	Ownership	100.000	Zurich Insurance Group Ltd.	NO	11
		.0000					Rokin 49 B.V.	NLD	DTH	Rock Inne Vastgoed B.V.	Ownership	100.000	Zurich Insurance Group Ltd.	NO	11
		.0000					Roxana Vastgoed B.V.	NLD	DTH	REX Holding S.à r.l.	Ownership	100.000	Zurich Insurance Group Ltd.	NO	11
.0212	Zurich Ins Group	.39039	41-1375004				Rural Community Insurance Company	MIN	DTH	Zurich American Insurance Company	Ownership	100.000	Zurich Insurance Group Ltd.	NO	11
		.0000					Sacramento Office MGP, LLC	DE	DTH	Zurich Structured Finance, Inc.	Ownership	100.000	Zurich Insurance Group Ltd.	NO	11
		.0000	61-1791237				San Diego Retail 1, LLC	DE	DTH	Zurich American Insurance Company	Ownership	100.000	Zurich Insurance Group Ltd.	NO	11
		.0000					Santander Rio Seguros S.A.	ARG	DTH	Inversiones ZS America SpA	Ownership	4.000	Zurich Insurance Group Ltd.	NO	11
		.0000					Santander Rio Seguros S.A.	ARG	DTH	Zurich Santander Insurance America, S.L.	Ownership	96.000	Zurich Insurance Group Ltd.	NO	11
		.0000					Santander Seguros Sociedad Anónima	URY	DTH	Zurich Santander Insurance America, S.L.	Ownership	100.000	Zurich Insurance Group Ltd.	NO	11
		.0000					Saudi National Insurance Company	BHR	DTH	Zurich Insurance Company Ltd (Bahrain Branch)	Ownership	5.000	Zurich Insurance Group Ltd.	NO	11
		.0000	46-3060914				SEA APARTMENT 2, LLC	DE	DTH	Zurich American Insurance Company	Ownership	100.000	Zurich Insurance Group Ltd.	NO	11
		.0000					Serviaide Asistencia e Servicios, Lda.	PRT	DTH	AIDE Asistencia Seguros y Reaseguros, S.A. - Sociedad Uniper	Ownership	95.000	Zurich Insurance Group Ltd.	NO	11
		.0000					Serviaide Asistencia e Servicios, Lda.	PRT	DTH	Serviaide, S.A. - Sociedad Unipersonal	Ownership	5.000	Zurich Insurance Group Ltd.	NO	11
		.0000					Serviaide, S.A. - Sociedad Unipersonal	ESP	DTH	AIDE Asistencia Seguros y Reaseguros, S.A. - Sociedad Uniper	Ownership	100.000	Zurich Insurance Group Ltd.	NO	11
		.0000					Servizurich S.A. - Sociedad Unipersonal	ESP	DTH	Zurich Insurance plc, Sucursal en Espana	Ownership	100.000	Zurich Insurance Group Ltd.	NO	11
		.0000	47-1153493				SF Apt 1, LLC	DE	DTH	Zurich American Insurance Company	Ownership	100.000	Zurich Insurance Group Ltd.	NO	11
		.0000					Shire Park Limited	GBR	DTH	Zurich Assurance Ltd	Ownership	12.419	Zurich Insurance Group Ltd.	YES	11
		.0000					Speigelhof Vastgoed B.V.	DEU	DTH	RE Curve Holding B.V.	Ownership	100.000	Zurich Insurance Group Ltd.	NO	11
		.0000					Springboard Health and Performance Pty Ltd	AUS	DTH	DTC Bidco Pty Ltd	Ownership	100.000	Zurich Insurance Group Ltd.	NO	11
		.0000					Springworks International AB	SWE	DTH	autoSense AG	Ownership	50.000	Zurich Insurance Group Ltd.	NO	11

ANNUAL STATEMENT FOR THE YEAR 2021 OF THE Bristol West Casualty Insurance Company

SCHEDULE Y
PART 1A - DETAIL OF INSURANCE HOLDING COMPANY SYSTEM

1	2	3	4	5	6	7	8	9	10	11	12	13	14	15	16
Group Code	Group Name	NAIC Company Code	ID Number	Federal RSSD	CIK	Name of Securities Exchange if Publicly Traded (U.S. or International)	Names of Parent, Subsidiaries Or Affiliates	Domi-ciliary Location	Relation-ship to Reporting Entity	Directly Controlled by (Name of Entity/Person)	Type of Control (Ownership, Board, Management, Attorney-in-Fact, Influence, Other)	If Control is Ownership Provide Percentage	Ultimate Controlling Entity(ies)/Person(s)	Is an SCA Filing Re-quired? (Yes/No)	*
.0212	Zurich U.S. Insurance Pool Group	.26387	52-0981481				Steadfast Insurance Company	IL	DTH	Zurich American Insurance Company	Ownership	100.000	Zurich Insurance Group Ltd.	NO	.11
		.00000					Steadfast Santa Clarita Holdings LLC	DE	DTH	Steadfast Insurance Company	Ownership	100.000	Zurich Insurance Group Ltd.	NO	.11
		.00000					Stratos Limited	NZL	DTH	DTC NZ Bidco Limited	Ownership	100.000	Zurich Insurance Group Ltd.	NO	.11
		.00000					Swiss Insurance Management (Hong Kong) Limited	HKG	DTH	Zurich Services (Hong Kong) Limited	Ownership	0.495	Zurich Insurance Group Ltd.	NO	.11
		.00000					Swiss Insurance Management (Hong Kong) Limited	HKG	DTH	Zurich Insurance Holdings (Hong Kong) Limited	Ownership	99.505	Zurich Insurance Group Ltd.	NO	.11
		.00000					TDG Tele Dienste GmbH	DEU	DTH	Zurich Beteiligungs-Aktiengesellschaft (Deutschland)	Ownership	100.000	Zurich Insurance Group Ltd.	NO	.11
		.00000					Tennysen Insurance Limited	GBR	DTH	Zurich Holdings (UK) Limited	Ownership	100.000	Zurich Insurance Group Ltd.	NO	.11
		.00000					The Liverpool Reversionary Company Limited	GBR	DTH	Zurich Legacy Solutions Services (UK) Limited	Ownership	100.000	Zurich Insurance Group Ltd.	NO	.11
		.00000	36-3839542				The Zurich Services Corporation	IL	DTH	Zurich Holding Company of America, Inc.	Ownership	100.000	Zurich Insurance Group Ltd.	NO	.11
		.00000					TopReport Schadenbeschigungs GmbH	AUT	DTH	Zurich Versicherungs-Aktiengesellschaft	Ownership	14.286	Zurich Insurance Group Ltd.	NO	.11
		.00000					Travel Ace Chile S.A.	CHL	DTH	Travel Ace Internacional de Servicios S.A.	Ownership	1.000	Zurich Insurance Group Ltd.	NO	.11
		.00000					Travel Ace Chile S.A.	CHL	DTH	Zürich Versicherungs-Gesellschaft AG	Ownership	99.000	Zurich Insurance Group Ltd.	NO	.11
		.00000					Travel Ace Internacional de Servicios S.A.	URY	DTH	Zürich Versicherungs-Gesellschaft AG	Ownership	100.000	Zurich Insurance Group Ltd.	NO	.11
		.00000					Travel Assist Pty Limited	AUS	DTH	ASTIS Holdings Limited	Ownership	100.000	Zurich Insurance Group Ltd.	NO	.11
		.00000					Travel Insurance Partners Pty Ltd	AUS	DTH	Travel Assist Pty Limited	Ownership	100.000	Zurich Insurance Group Ltd.	NO	.11
		.00000					Travellex Insurance Services Limited	DE	DTH	Cover-More Holdings USA Inc.	Ownership	100.000	Zurich Insurance Group Ltd.	NO	.11
		.00000	95-2670330				Truck Underwriters Association	CA	DTH	Farmers Group, Inc.	Ownership	100.000	Zurich Insurance Group Ltd.	NO	.10
		.00000					Turegum Immobilien AG	CHE	DTH	Zurich Versicherungs-Gesellschaft AG	Ownership	100.000	Zurich Insurance Group Ltd.	NO	.11
		.00000					UA Assistance S.A. de C.V.	MEX	DTH	Travel Ace Internacional de Servicios S.A.	Ownership	0.000	Zurich Insurance Group Ltd.	NO	.11
		.00000					UA Assistance S.A. de C.V.	MEX	DTH	Zürich Versicherungs-Gesellschaft AG	Ownership	100.000	Zurich Insurance Group Ltd.	NO	.11
		.00000					Universal Assistance Assistencia Ao Viajante Ltda	BRA	DTH	Perunsel S.A.	Ownership	0.000	Zurich Insurance Group Ltd.	NO	.11
		.00000					Universal Assistance Chile S.A.	CHL	DTH	Travel Ace Chile S.A.	Ownership	99.980	Zurich Insurance Group Ltd.	NO	.11
		.00000					Universal Assistance Chile S.A.	CHL	DTH	Travel Ace Internacional de Servicios S.A.	Ownership	0.020	Zurich Insurance Group Ltd.	NO	.11
		.00000					Universal Assistance S.A.	ARG	DTH	World Wide Assistance S.A.	Ownership	92.710	Zurich Insurance Group Ltd.	YES	.11
		.00000					Universal Assistance S.A.	ARG	DTH	Zürich Versicherungs-Gesellschaft AG	Ownership	7.290	Zurich Insurance Group Ltd.	YES	.11
		.00000					Universal Assistance S.A.	URY	DTH	Zürich Versicherungs-Gesellschaft AG	Ownership	100.000	Zurich Insurance Group Ltd.	NO	.11
		.00000					Universal Travel Assistance S.A.S.	COL	DTH	Zürich Versicherungs-Gesellschaft AG	Ownership	100.000	Zurich Insurance Group Ltd.	NO	.11
.0212	Zurich U.S. Insurance Pool Group	.41181	43-1249228				Universal Underwriters Insurance Company	IL	DTH	Zurich American Insurance Company	Ownership	100.000	Zurich Insurance Group Ltd.	NO	.11
		.00000					Universal Underwriters of Texas Insurance Company	IL	DTH	Universal Underwriters Insurance Company	Ownership	100.000	Zurich Insurance Group Ltd.	NO	.11
.0212	Zurich U.S. Insurance Pool Group	.40843	36-3139101				Universal Underwriters Service Corporation	MO	DTH	Zurich Holding Company of America, Inc.	Ownership	100.000	Zurich Insurance Group Ltd.	NO	.11
		.00000	43-1269296				Universal Assistance Inc.	FL	DTH	Universal Assistance S.A.	Ownership	0.000	Zurich Insurance Group Ltd.	NO	.11
		.00000	26-1282208				Vehicle Dealer Solutions, Inc.	FL	DTH	Zurich Holding Company of America, Inc.	Ownership	100.000	Zurich Insurance Group Ltd.	NO	.11
		.00000					Winchester Land, LLC	FL	DTH	R3 FL Holdings, LLC	Ownership	100.000	Zurich Insurance Group Ltd.	NO	.11
		.00000					Winn-Dixie MGP Manager, Inc.	DE	DTH	Zurich Structured Finance, Inc.	Ownership	100.000	Zurich Insurance Group Ltd.	NO	.11
		.00000					Wohnen H3B Humboldtthafen GmbH&Co.KG	DEU	DTH	REX-ZDHL S.C.S. SICAV-SIF	Ownership	94.900	Zurich Insurance Group Ltd.	NO	.11
		.00000					World Travel Protection Canada Inc.	CAN	DTH	Zurich Canadian Holdings Limited	Ownership	100.000	Zurich Insurance Group Ltd.	NO	.11
		.00000					World Wide Assistance S.A.	ARG	DTH	Zürich Versicherungs-Gesellschaft AG	Ownership	100.000	Zurich Insurance Group Ltd.	NO	.11
		.00000					Wrightway Underwriting Limited	IRL	DTH	Ballykilliane Holdings Limited	Ownership	100.000	Zurich Insurance Group Ltd.	NO	.11
		.00000					Z flex Gesellschaft fur Personaldienstleistungen mbH	DEU	DTH	Zurich Beteiligungs-Aktiengesellschaft (Deutschland)	Ownership	100.000	Zurich Insurance Group Ltd.	NO	.11
		.00000					ZCM (U.S.) Limited	DE	DTH	Zurich Finance Company Ltd	Ownership	100.000	Zurich Insurance Group Ltd.	NO	.11
		.00000					ZCM Asset Holding Company (Bermuda) Limited	BMU	DTH	Zurich Finance Company Ltd	Ownership	100.000	Zurich Insurance Group Ltd.	NO	.11
		.00000					ZCM Matched Funding Corp.	CYM	DTH	Zurich Capital Markets Inc.	Ownership	100.000	Zurich Insurance Group Ltd.	NO	.11
		.00000	20-5900744				ZFUS Services, LLC	DE	DTH	Zurich Holding Company of America, Inc.	Ownership	100.000	Zurich Insurance Group Ltd.	NO	.11

ANNUAL STATEMENT FOR THE YEAR 2021 OF THE Bristol West Casualty Insurance Company

SCHEDULE Y
PART 1A - DETAIL OF INSURANCE HOLDING COMPANY SYSTEM

1	2	3	4	5	6	7	8	9	10	11	12	13	14	15	16
Group Code	Group Name	NAIC Company Code	ID Number	Federal RSSD	CIK	Name of Securities Exchange if Publicly Traded (U.S. or International)	Names of Parent, Subsidiaries Or Affiliates	Domi-ciliary Location	Relation-ship to Reporting Entity	Directly Controlled by (Name of Entity/Person)	Type of Control (Ownership, Board, Management, Attorney-in-Fact, Influence, Other)	If Control is Ownership Provide Percentage	Ultimate Controlling Entity(ies)/Person(s)	Is an SCA Filing Re-quired? (Yes/No)	*
		.00000					ZGEE14 Limited	.GBR	.OTH	Zurich Legacy Solutions Services (UK) Limited	Ownership	100.000	Zurich Insurance Group Ltd.	NO	.11
		.00000					ZLS Aseguradora de Colombia S.A	.COL	.OTH	Zürich Lebensversicherungs-Gesellschaft AG	Ownership	4.430	Zurich Insurance Group Ltd.	NO	.11
		.00000					ZLS Aseguradora de Colombia S.A	.COL	.OTH	Zürich Versicherungs-Gesellschaft AG	Ownership	95.000	Zurich Insurance Group Ltd.	NO	.11
		.00000	02-0802795				ZNA Services, LLC	.DE	.OTH	ZFUS Services, LLC	Ownership	100.000	Zurich Insurance Group Ltd.	NO	.11
		.00000					ZPC Capital Limited	.GBR	.OTH	Zurich Holdings (UK) Limited	Ownership	100.000	Zurich Insurance Group Ltd.	NO	.11
		.00000					ZSF / Office KY, LLC	.DE	.OTH	Euclid Office LP	Ownership	100.000	Zurich Insurance Group Ltd.	NO	.11
		.00000					ZSF / Office NV, LLC	.DE	.OTH	Euclid Office LP	Ownership	100.000	Zurich Insurance Group Ltd.	NO	.11
		.00000					ZSF / Office NY, LLC	.DE	.OTH	Euclid Office LP	Ownership	100.000	Zurich Insurance Group Ltd.	NO	.11
		.00000					ZSF KY Annex, LLC	.DE	.OTH	Euclid KY Annex, LP	Ownership	100.000	Zurich Insurance Group Ltd.	NO	.11
		.00000					ZSF/Bloomington, LLC	.DE	.OTH	Bloomington Office LP	Ownership	100.000	Zurich Insurance Group Ltd.	NO	.11
		.00000					ZSF/C1 MGP Manager, Inc	.DE	.OTH	Zurich Structured Finance, Inc.	Ownership	100.000	Zurich Insurance Group Ltd.	NO	.11
		.00000					ZSF/C1 MGP, LLC	.DE	.OTH	ZSF/C1 MGP Manager, Inc	Ownership	1.000	Zurich Insurance Group Ltd.	NO	.11
		.00000					ZSF/C1 MGP, LLC	.DE	.OTH	Zurich Structured Finance, Inc.	Ownership	99.000	Zurich Insurance Group Ltd.	NO	.11
		.00000					ZSF/C2 MGP Manager, Inc	.DE	.OTH	Zurich Structured Finance, Inc.	Ownership	100.000	Zurich Insurance Group Ltd.	NO	.11
		.00000					ZSF/C2 MGP, LLC	.DE	.OTH	ZSF/CF2 MGP Manager, Inc.	Ownership	1.000	Zurich Insurance Group Ltd.	NO	.11
		.00000					ZSF/C2 MGP, LLC	.DE	.OTH	Zurich Structured Finance, Inc.	Ownership	99.000	Zurich Insurance Group Ltd.	NO	.11
		.00000					ZSF/Dallas Tower, LLC	.DE	.OTH	Dallas Tower LP	Ownership	100.000	Zurich Insurance Group Ltd.	NO	.11
		.00000					ZSF/Kansas, LLC	.DE	.OTH	Kansas City Office LP	Ownership	100.000	Zurich Insurance Group Ltd.	NO	.11
		.00000					ZSF/Land Parcels LLC	.DE	.OTH	Zurich Structured Finance, Inc.	Ownership	100.000	Zurich Insurance Group Ltd.	NO	.11
		.00000					ZSF/Research Gateway, LLC	.DE	.OTH	Raleigh/Durham Offices, L.P.	Ownership	100.000	Zurich Insurance Group Ltd.	NO	.11
		.00000					ZSF/WD Fitzgerald, LLC	.DE	.OTH	Euclid Warehouses LP	Ownership	100.000	Zurich Insurance Group Ltd.	NO	.11
		.00000					ZSF/WD Hammond, LLC	.DE	.OTH	Euclid Warehouses LP	Ownership	100.000	Zurich Insurance Group Ltd.	NO	.11
		.00000					ZSF/WD Jacksonville, LLC	.DE	.OTH	Euclid Warehouses LP	Ownership	100.000	Zurich Insurance Group Ltd.	NO	.11
		.00000					ZSF/WD Opa Locka, LLC	.DE	.OTH	Euclid Warehouses LP	Ownership	100.000	Zurich Insurance Group Ltd.	NO	.11
		.00000	36-3096373				ZSFH LLC	.DE	.OTH	Zurich Holding Company of America, Inc.	Ownership	100.000	Zurich Insurance Group Ltd.	NO	.11
		.00000					ZSG Kfz-ZulassungsservicegesmbH	.AUT	.OTH	Zurich Versicherungs-Aktiengesellschaft	Ownership	33.333	Zurich Insurance Group Ltd.	NO	.11
		.00000					Zurich - Companhia de Seguros Vida S.A.	.PRT	.OTH	Zurich Finanz-Gesellschaft AG	Ownership	0.001	Zurich Insurance Group Ltd.	NO	.11
		.00000					Zurich - Companhia de Seguros Vida S.A.	.PRT	.OTH	Zurich Investments Life S.p.A.	Ownership	0.001	Zurich Insurance Group Ltd.	NO	.11
		.00000					Zurich - Companhia de Seguros Vida S.A.	.PRT	.OTH	Zurich Lebensversicherungs-Gesellschaft AG	Ownership	99.996	Zurich Insurance Group Ltd.	NO	.11
		.00000					Zurich - Companhia de Seguros Vida S.A.	.PRT	.OTH	Zurich Versicherungs-Gesellschaft AG	Ownership	0.001	Zurich Insurance Group Ltd.	NO	.11
		.00000					Zurich - Companhia de Seguros Vida S.A.	.PRT	.OTH	Zurich Vida, Companhia de Seguros y	Ownership	0.001	Zurich Insurance Group Ltd.	NO	.11
		.00000					Zurich (Scotland) Limited Partnership	.GBR	.OTH	Reaseguros, S.A. - Sociad	Ownership	100.000	Zurich Insurance Group Ltd.	NO	.11
		.00000					Zurich Advice Network Limited	.GBR	.OTH	Zurich General Partner (Scotland) Ltd	Ownership	100.000	Zurich Insurance Group Ltd.	NO	.11
		.00000					Zurich AFIN Mexico, S.A. DE C.V.	.MEX	.OTH	Allied Dunbar Assurance plc	Ownership	100.000	Zurich Insurance Group Ltd.	NO	.11
		.00000					Zurich AFIN Mexico, S.A. DE C.V.	.MEX	.OTH	Zurich Compania de Seguros, S.A.	Ownership	0.002	Zurich Insurance Group Ltd.	NO	.11
		.00000	04-3126497				Zurich Agency Services Inc.	.MA	.OTH	Zurich Versicherungs-Gesellschaft AG	Ownership	99.998	Zurich Insurance Group Ltd.	NO	.11
		.00000	86-1164252				Zurich Alternative Asset Management, LLC	.DE	.OTH	Zurich Holding Company of America, Inc.	Ownership	100.000	Zurich Insurance Group Ltd.	NO	.11
		.00000					Zurich America Latina Serviços Brasil Ltda.	.BRA	.OTH	Zurich Holding Company of America, Inc.	Ownership	100.000	Zurich Insurance Group Ltd.	NO	.11
		.00000					Zurich America Latina Serviços Brasil Ltda.	.BRA	.OTH	Zurich Lebensversicherungs-Gesellschaft AG	Ownership	0.010	Zurich Insurance Group Ltd.	YES	.11
		.00000	36-6169781				Zurich American Company, LLC	.DE	.OTH	Zurich Versicherungs-Gesellschaft AG	Ownership	99.990	Zurich Insurance Group Ltd.	NO	.11
.0212	Zurich U.S. Insurance Pool Group	.16535	36-4233459				Zurich American Insurance Company	.NY	.OTH	Zurich Holding Company of America, Inc.	Ownership	100.000	Zurich Insurance Group Ltd.	NO	.11
		.00000					Zurich American Insurance Company of Illinois	.IL	.OTH	Zurich Holding Company of America, Inc.	Ownership	100.000	Zurich Insurance Group Ltd.	NO	.11
.0212	Zurich U.S. Insurance Pool Group	.27855	36-2781080				Zurich American Life Insurance Company	.IL	.OTH	American Zurich Insurance Company	Ownership	100.000	Zurich Insurance Group Ltd.	NO	.11
.0212	Zurich Ins Group	.90557	36-3050975				Zurich American Life Insurance Company of New York	.NY	.OTH	Zurich American Company, LLC	Ownership	100.000	Zurich Insurance Group Ltd.	NO	.11
.0212	Zurich Ins Group	.14178	27-4746162				Zurich Argentina Cia. de Seguros S.A.	.ARG	.OTH	Zurich American Life Insurance Company	Ownership	100.000	Zurich Insurance Group Ltd.	NO	.11
		.00000					Zurich Argentina Cia. de Seguros S.A.	.ARG	.OTH	Inversiones Suizo-Argentina S.A.	Ownership	55.461	Zurich Insurance Group Ltd.	NO	.11
		.00000	AA-2130022				Zurich Argentina Cia. de Seguros S.A.	.ARG	.OTH	Zurich Versicherungs-Gesellschaft AG	Ownership	44.536	Zurich Insurance Group Ltd.	NO	.11

97.10

ANNUAL STATEMENT FOR THE YEAR 2021 OF THE Bristol West Casualty Insurance Company

SCHEDULE Y

PART 1A - DETAIL OF INSURANCE HOLDING COMPANY SYSTEM

1	2	3	4	5	6	7	8	9	10	11	12	13	14	15	16
Group Code	Group Name	NAIC Company Code	ID Number	Federal RSSD	CIK	Name of Securities Exchange if Publicly Traded (U.S. or International)	Names of Parent, Subsidiaries Or Affiliates	Domi-ciliary Location	Relation-ship to Reporting Entity	Directly Controlled by (Name of Entity/Person)	Type of Control (Ownership, Board, Management, Attorney-in-Fact, Influence, Other)	If Control is Ownership Provide Percentage	Ultimate Controlling Entity(ies)/Person(s)	Is an SCA Filing Re-quired? (Yes/No)	*
		.0000	AA-2130022				Zurich Argentina Compania de Seguros de Retiro S.A.	ARG	DTH	Zurich Argentina Cia. de Seguros S.A.	Ownership	46.642	Zurich Insurance Group Ltd.	NO	11
		.0000					Zurich Argentina Compania de Seguros de Retiro S.A.	ARG	DTH	Zurich Versicherungs-Gesellschaft AG	Ownership	53.358	Zurich Insurance Group Ltd.	NO	11
		.0000					Zurich Aseguradora Argentina S.A.	ARG	DTH	Zürich Versicherungs-Gesellschaft AG	Ownership	99.900	Zurich Insurance Group Ltd.	NO	11
		.0000					Zurich Aseguradora Mexicana, S.A. de C.V.	MEX	DTH	Zürich Lebensversicherungs-Gesellschaft AG	Ownership	0.000	Zurich Insurance Group Ltd.	NO	11
		.0000					Zurich Aseguradora Mexicana, S.A. de C.V.	MEX	DTH	Zürich Versicherungs-Gesellschaft AG	Ownership	100.000	Zurich Insurance Group Ltd.	NO	11
		.0000					Zurich Asset Management Gerente de Fondos Comunes de Inversi	ARG	DTH	Inversiones Suizo-Argentina S.A.	Ownership	90.000	Zurich Insurance Group Ltd.	NO	11
		.0000					Zurich Asset Management Gerente de Fondos Comunes de Inversi	ARG	DTH	Isis S.A.	Ownership	10.000	Zurich Insurance Group Ltd.	NO	11
		.0000					Zurich Assurance Ltd	GBR	DTH	Eagle Star Holdings Limited	Ownership	100.000	Zurich Insurance Group Ltd.	NO	11
		.0000					Zurich Australia Limited	AUS	DTH	Zurich Financial Services Australia Limited	Ownership	100.000	Zurich Insurance Group Ltd.	NO	11
		.0000	AA-1930995				Zurich Australian Insurance Limited	AUS	DTH	Zurich Financial Services Australia Limited	Ownership	100.000	Zurich Insurance Group Ltd.	NO	11
		.0000					Zurich Australian Insurance Properties Pty Limited	AUS	DTH	Zurich Australia Limited	Ownership	40.000	Zurich Insurance Group Ltd.	NO	11
		.0000					Zurich Australian Insurance Properties Pty Limited	AUS	DTH	Zurich Australian Insurance Limited	Ownership	60.000	Zurich Insurance Group Ltd.	NO	11
		.0000					Zurich Australian Property Holdings Pty Ltd	AUS	DTH	Zürich Versicherungs-Gesellschaft AG	Ownership	100.000	Zurich Insurance Group Ltd.	NO	11
		.0000					Zurich Bank International Limited	GBR	DTH	Dunbar Assets Ireland	Ownership	100.000	Zurich Insurance Group Ltd.	NO	11
		.0000	13-4186554				Zurich Benefit Finance LLC	DE	DTH	Zurich Holding Company of America, Inc.	Ownership	100.000	Zurich Insurance Group Ltd.	NO	11
		.0000					Zurich Beteiligungs-Aktiengesellschaft (Deutschland)	DEU	DTH	Zurich IT Service AG Niederlassung fur Deutschland	Ownership	82.617	Zurich Insurance Group Ltd.	NO	11
		.0000					Zurich Beteiligungs-Aktiengesellschaft (Deutschland)	DEU	DTH	Zurich Leben Service AG Niederlassung fur Deutschland	Ownership	17.383	Zurich Insurance Group Ltd.	NO	11
		.0000					Zurich Brasil Capitalizacao S.A	BRA	DTH	Zurich Versicherungs-Gesellschaft AG	Ownership	100.000	Zurich Insurance Group Ltd.	NO	11
		.0000					Zurich Brasil Companhia de Seguros	BRA	DTH	Zurich Minas Brasil Seguros S.A.	Ownership	100.000	Zurich Insurance Group Ltd.	NO	11
		.0000					Zurich Building Control Services Limited	GBR	DTH	Zurich Holdings (UK) Limited	Ownership	100.000	Zurich Insurance Group Ltd.	NO	11
		.0000					Zurich Canadian Holdings Limited	CAN	DTH	Zurich Insurance Company Ltd, Canadian Branch	Ownership	68.819	Zurich Insurance Group Ltd.	NO	11
		.0000					Zurich Canadian Holdings Limited	CAN	DTH	Zurich Versicherungs-Gesellschaft AG	Ownership	31.181	Zurich Insurance Group Ltd.	NO	11
		.0000			0001028769		Zurich Capital Markets Inc.	DE	DTH	ZCM (U.S.) Limited	Ownership	100.000	Zurich Insurance Group Ltd.	NO	11
		.0000					Zurich Capital Markets Securities Inc.	DE	DTH	Zurich Capital Markets Inc.	Ownership	100.000	Zurich Insurance Group Ltd.	NO	11
		.0000					Zurich Commercial Services (Europe) GmbH	DEU	DTH	Zürich Beteiligungs-Aktiengesellschaft (Deutschland)	Ownership	100.000	Zurich Insurance Group Ltd.	NO	11
		.0000					Zurich Community Trust (UK) Limited	GBR	DTH	Zurich Financial Services (UKISA) Limited	Ownership	50.000	Zurich Insurance Group Ltd.	NO	11
		.0000					Zurich Community Trust (UK) Limited	GBR	DTH	Zurich Financial Services (UKISA) Nominees Limited	Ownership	50.000	Zurich Insurance Group Ltd.	NO	11
		.0000					Zurich Compania de Reaseguros Argentina S.A.	ARG	DTH	Inversiones Suizo-Argentina S.A.	Ownership	95.000	Zurich Insurance Group Ltd.	NO	11
		.0000					Zurich Compania de Reaseguros Argentina S.A.	ARG	DTH	Zurich Versicherungs-Gesellschaft AG	Ownership	5.000	Zurich Insurance Group Ltd.	NO	11
		.0000					Zurich Compania de Seguros, S.A.	MEX	DTH	Zurich Versicherungs-Gesellschaft AG	Ownership	99.883	Zurich Insurance Group Ltd.	NO	11
		.0000					Zurich Corredora de Bolsa S.A.	CHL	DTH	Inversiones Suizo Chilena S.A.	Ownership	99.000	Zurich Insurance Group Ltd.	NO	11
		.0000					Zurich Corredora de Bolsa S.A.	CHL	DTH	Zurich Investments Chile S.A.	Ownership	1.000	Zurich Insurance Group Ltd.	NO	11
		.0000					Zurich Customer Active Management, d.o.o.	SVN	DTH	Zürich Versicherungs-Gesellschaft AG	Ownership	100.000	Zurich Insurance Group Ltd.	YES	11
		.0000	36-4412924				Zurich CZI Management Holding Ltd.	DE	DTH	Zurich Global Investment Management Inc.	Ownership	100.000	Zurich Insurance Group Ltd.	NO	11
		.0000					Zurich Deutscher Herold Lebensversicherung Aktiengesellschaft	DEU	DTH	Deutscher Herold Aktiengesellschaft	Ownership	67.540	Zurich Insurance Group Ltd.	NO	11
		.0000					Zurich Deutscher Herold Lebensversicherung Aktiengesellschaft	DEU	DTH	Zurich Beteiligungs-Aktiengesellschaft (Deutschland)	Ownership	32.460	Zurich Insurance Group Ltd.	NO	11

97.11

ANNUAL STATEMENT FOR THE YEAR 2021 OF THE Bristol West Casualty Insurance Company

SCHEDULE Y
PART 1A - DETAIL OF INSURANCE HOLDING COMPANY SYSTEM

1	2	3	4	5	6	7	8	9	10	11	12	13	14	15	16
Group Code	Group Name	NAIC Company Code	ID Number	Federal RSSD	CIK	Name of Securities Exchange if Publicly Traded (U.S. or International)	Names of Parent, Subsidiaries Or Affiliates	Domiciliary Location	Relationship to Reporting Entity	Directly Controlled by (Name of Entity/Person)	Type of Control (Ownership, Board, Management, Attorney-in-Fact, Influence, Other)	If Control is Ownership Provide Percentage	Ultimate Controlling Entity(ies)/Person(s)	Is an SCA Filing Required? (Yes/No)	*
		.0000	95-4773780				Zurich E&S Insurance Brokerage, Inc.	CA	DTH	Zurich American Insurance Company	Ownership	100.000	Zurich Insurance Group Ltd.	NO	.11
		.0000					Zurich Employment Services Limited	GBR	DTH	Zurich Financial Services (UKISA) Limited	Ownership	100.000	Zurich Insurance Group Ltd.	NO	.11
		.0000					Zurich Engineering Inspection Services Ireland Limited	IRL	DTH	Zurich Insurance plc	Ownership	100.000	Zurich Insurance Group Ltd.	NO	.11
		.0000					Zurich Lebensversicherungs-Gesellschaft AG								
		.0000					Zurich Eurolife S.A.	LUX	DTH	Zurich Versicherungs-Gesellschaft AG	Ownership	90.000	Zurich Insurance Group Ltd.	NO	.11
		.0000					Zurich Eurolife S.A.	LUX	DTH	Universal Underwriters Service Corporation	Ownership	10.000	Zurich Insurance Group Ltd.	NO	.11
		.0000	AA-0053640				Zurich F&I Reinsurance T&C Limited	TCA	DTH	Zurich Agency Services Inc.	Ownership	100.000	Zurich Insurance Group Ltd.	NO	.11
		.0000	AA-0053640				Zurich F&I Reinsurance T&C Limited	TCA	DTH	Zurich Agency Services Inc.	Ownership	0.001	Zurich Insurance Group Ltd.	NO	.11
		.0000					Zurich Fianzas Mexico, S.A.DE C.V.	MEX	DTH	Zurich Versicherungs-Gesellschaft AG	Ownership	100.000	Zurich Insurance Group Ltd.	NO	.11
		.0000					Zurich Finance (Australia) Limited	AUS	DTH	Zürich Versicherungs-Gesellschaft AG	Ownership	100.000	Zurich Insurance Group Ltd.	NO	.11
		.0000					Zurich Finance (Bermuda) Ltd.	BMU	DTH	Zurich Versicherungs-Gesellschaft AG	Ownership	100.000	Zurich Insurance Group Ltd.	NO	.11
		.0000					Zurich Finance (Ireland) DAC	IRL	DTH	Zürich Versicherungs-Gesellschaft AG	Ownership	100.000	Zurich Insurance Group Ltd.	NO	.11
		.0000					Zurich Finance (UK) plc	GBR	DTH	Zurich Financial Services (UKISA) Limited	Ownership	99.998	Zurich Insurance Group Ltd.	NO	.11
		.0000					Zurich Financial Services (UKISA) Nominees Limited								
		.0000					Zurich Finance (UK) plc	GBR	DTH	Limited	Ownership	0.002	Zurich Insurance Group Ltd.	NO	.11
		.0000					Zurich Finance Company Ltd	CHE	DTH	Zurich Versicherungs-Gesellschaft AG	Ownership	100.000	Zurich Insurance Group Ltd.	NO	.11
		.0000					Zurich Financial Services (Isle of Man) Group Services Limit	GBR	DTH	Zurich Versicherungs-Gesellschaft AG	Ownership	100.000	Zurich Insurance Group Ltd.	NO	.11
		.0000					Zurich Financial Services (Isle of Man) Holdings Limited	GBR	DTH	Zurich Versicherungs-Gesellschaft AG	Ownership	100.000	Zurich Insurance Group Ltd.	NO	.11
		.0000					Zurich Financial Services (Isle of Man) Insurance Manager Lt	GBR	DTH	Zurich Versicherungs-Gesellschaft AG	Ownership	100.000	Zurich Insurance Group Ltd.	NO	.11
		.0000					Zurich Financial Services (UKISA) Limited	GBR	DTH	Allied Zurich Holdings Limited	Ownership	90.316	Zurich Insurance Group Ltd.	NO	.11
		.0000					Zurich Financial Services (UKISA) Limited	GBR	DTH	Zurich Insurance plc	Ownership	9.684	Zurich Insurance Group Ltd.	NO	.11
		.0000					Zurich Financial Services (UKISA) Nominees Limited	GBR	DTH	Zurich Financial Services (UKISA) Limited	Ownership	100.000	Zurich Insurance Group Ltd.	NO	.11
		.0000	AA-1930995				Zurich Financial Services Australia Limited	AUS	DTH	Zurich Versicherungs-Gesellschaft AG	Ownership	100.000	Zurich Insurance Group Ltd.	NO	.11
		.0000					Zurich Financial Services EUB Holdings Limited	IRL	DTH	Zurich Ins Group	Ownership	0.083	Zurich Insurance Group Ltd.	NO	.11
		.0000					Zurich Financial Services EUB Holdings Limited	IRL	DTH	Zurich Insurance Group Ltd.	Ownership	99.917	Zurich Insurance Group Ltd.	NO	.11
		.0000					Zurich Financial Services UK Pension Trustee Limited	GBR	DTH	Zurich Financial Services (UKISA) Limited	Ownership	99.000	Zurich Insurance Group Ltd.	NO	.11
		.0000					Zurich Finanz-Gesellschaft AG	CHE	DTH	Zurich Versicherungs-Gesellschaft AG	Ownership	100.000	Zurich Insurance Group Ltd.	NO	.11
		.0000					Zurich General Insurance Company (China) Limited	CHN	DTH	Zurich Versicherungs-Gesellschaft AG	Ownership	100.000	Zurich Insurance Group Ltd.	NO	.11
		.0000					Zurich General Insurance (Hong Kong) Limited								
		.0000					Zurich General Insurance Malaysia Berhad	HKG	DTH	Branch	Ownership	100.000	Zurich Insurance Group Ltd.	NO	.11
		.0000					Zurich General Insurance Malaysia Berhad	MYS	DTH	Zürich Versicherungs-Gesellschaft AG	Ownership	100.000	Zurich Insurance Group Ltd.	NO	.11
		.0000					Zurich General Partner (Scotland) Ltd	GBR	DTH	Allied Zurich Holdings Limited	Ownership	100.000	Zurich Insurance Group Ltd.	NO	.11
		.0000					Zurich GL Servicios Mexico, S.A. de C.V.	MEX	DTH	Zurich Compania de Seguros, S.A.	Ownership	5.000	Zurich Insurance Group Ltd.	NO	.11
		.0000					Zurich GL Servicios Mexico, S.A. de C.V.	MEX	DTH	Zurich Vida, Compania de Seguros, S.A.	Ownership	95.000	Zurich Insurance Group Ltd.	NO	.11
		.0000					Zurich Global Corporate UK Limited	GBR	DTH	Zurich Holdings (UK) Limited	Ownership	100.000	Zurich Insurance Group Ltd.	NO	.11
		.0000	04-3729755				Zurich Global Investment Management Inc.	DE	DTH	Zurich Holding Company of America, Inc.	Ownership	100.000	Zurich Insurance Group Ltd.	NO	.11
		.0000	AA-3190947				Zurich Global, Ltd.	BMU	DTH	Zurich Holding Company of America, Inc.	Ownership	100.000	Zurich Insurance Group Ltd.	NO	.11
		.0000					Zurich Group Pension Services (UK) Ltd	GBR	DTH	Zurich Assurance Ltd	Ownership	100.000	Zurich Insurance Group Ltd.	NO	.11
		.0000					Zurich GSG Limited	GBR	DTH	Zurich GSH Limited	Ownership	100.000	Zurich Insurance Group Ltd.	NO	.11
		.0000					Zurich GSH Limited	GBR	DTH	Zurich Holdings (UK) Limited	Ownership	100.000	Zurich Insurance Group Ltd.	NO	.11
		.0000	36-3096373				Zurich Holding Company of America, Inc.	DE	DTH	Zurich Versicherungs-Gesellschaft AG	Ownership	100.000	Zurich Insurance Group Ltd.	NO	.11
		.0000					Zurich Holding Ireland Limited	IRL	DTH	Zurich Versicherungs-Gesellschaft AG	Ownership	100.000	Zurich Insurance Group Ltd.	NO	.11
		.0000					Zurich Holdings (UK) Limited	GBR	DTH	Zurich Versicherungs-Gesellschaft AG	Ownership	100.000	Zurich Insurance Group Ltd.	NO	.11

ANNUAL STATEMENT FOR THE YEAR 2021 OF THE Bristol West Casualty Insurance Company

SCHEDULE Y

PART 1A - DETAIL OF INSURANCE HOLDING COMPANY SYSTEM

1	2	3	4	5	6	7	8	9	10	11	12	13	14	15	16
Group Code	Group Name	NAIC Company Code	ID Number	Federal RSSD	CIK	Name of Securities Exchange if Publicly Traded (U.S. or International)	Names of Parent, Subsidiaries Or Affiliates	Domi-ciliary Location	Relation-ship to Reporting Entity	Directly Controlled by (Name of Entity/Person)	Type of Control (Ownership, Board, Management, Attorney-in-Fact, Influence, Other)	If Control is Ownership Provide Percentage	Ultimate Controlling Entity(ies)/Person(s)	Is an SCA Filing Re-quired? (Yes/No)	*
		.00000					Zurich Immobilien (Deutschland) AG & Co. KG	.DEU	.DTH	Zurich Immobilien (Deutschland) AG & Co. KG	Ownership	0.000	Zurich Insurance Group Ltd.	NO	.11
		.00000					Zurich Immobilien Liegenschaftsverwaltungs-GesmbH	.AUT	.DTH	Zurich Versicherungs-Gesellschaft AG	Ownership	100.000	Zurich Insurance Group Ltd.	NO	.11
		.00000					Zurich Immobilien-treuhand (Deutschland) GmbH	.DEU	.DTH	Zurich Deutscher Herold Lebensversicherung Aktiengesellschaft	Ownership	100.000	Zurich Insurance Group Ltd.	NO	.11
		.00000					Zurich Insurance Company (U.K.) Limited	.GBR	.DTH	Zurich Versicherungs-Gesellschaft AG	Ownership	100.000	Zurich Insurance Group Ltd.	NO	.11
		.00000					Zurich Insurance Company Escritorio de Representacao no Bras	.BRA	.DTH	Zurich Versicherungs-Gesellschaft AG	Ownership	100.000	Zurich Insurance Group Ltd.	NO	.11
		.00000					Zurich Insurance Company Ltd.	.ARG	.DTH	Zurich Versicherungs-Gesellschaft AG	Ownership	100.000	Zurich Insurance Group Ltd.	NO	.11
		.00000			0001127799	SIX Swiss Exchange	Representative Office Buenos Aires	.ARG	.DTH	Zurich Versicherungs-Gesellschaft AG	Ownership	100.000	Zurich Insurance Group Ltd.	NO	.11
		.00000					Zurich Insurance Group Ltd.	.CHE	.DTH	Board of Directors	Board		Shareholders	NO	
		.00000					Zurich Insurance Holdings (Hong Kong) Limited	.HKG	.DTH	Zurich Versicherungs-Gesellschaft AG	Ownership	100.000	Zurich Insurance Group Ltd.	NO	.11
		.00000					Zurich Insurance Malaysia Berhad	.MYS	.DTH	Zurich Versicherungs-Gesellschaft AG	Ownership	100.000	Zurich Insurance Group Ltd.	NO	.11
		.00000	AA-1780059				Zurich Insurance plc	.IRL	.DTH	Zurich Versicherungs-Gesellschaft AG (Deutschland)	Ownership	25.074	Zurich Insurance Group Ltd.	NO	.7
		.00000	AA-1780059				Zurich Insurance plc	.IRL	.DTH	Zurich Holding Ireland Limited	Ownership	70.405	Zurich Insurance Group Ltd.	NO	.7
		.00000	AA-1780059				Zurich Insurance plc	.IRL	.DTH	Zurich Insurance Company Ltd - Rappresentanza Generale per I	Ownership	4.521	Zurich Insurance Group Ltd.	NO	.7
		.00000					Zurich Insurance plc, Representative Office Buenos Aires	.ARG	.DTH	Zurich Insurance plc	Ownership	100.000	Zurich Insurance Group Ltd.	NO	.11
		.00000					Zurich Intermediary Group Limited	.GBR	.DTH	Zurich Financial Services (UKISA) Limited	Ownership	99.999	Zurich Insurance Group Ltd.	NO	.11
		.00000					Zurich Intermediary Group Limited	.GBR	.DTH	Zurich Financial Services (UKISA) Nominees Limited	Ownership	0.001	Zurich Insurance Group Ltd.	NO	.11
		.00000	AA-1120018				Zurich International (UK) Limited	.GBR	.DTH	Zurich Holdings (UK) Limited	Ownership	100.000	Zurich Insurance Group Ltd.	NO	.11
		.00000					Zurich International Life Limited	.GBR	.DTH	Zurich Versicherungs-Gesellschaft AG	Ownership	100.000	Zurich Insurance Group Ltd.	NO	.11
		.00000					Zurich International Pensions Administration Limited	.IMN	.DTH	Zurich International Life Limited	Ownership	100.000	Zurich Insurance Group Ltd.	NO	.11
		.00000					Zurich Invest AG	.CHE	.DTH	Zurich Versicherungs-Gesellschaft AG	Ownership	100.000	Zurich Insurance Group Ltd.	NO	.11
		.00000					Zurich Invest ICAV	.IRL	.DTH	Zurich Invest AG	Ownership	50.000	Zurich Insurance Group Ltd.	NO	.11
		.00000					Zurich Invest ICAV	.IRL	.DTH	Zurich Versicherungs-Gesellschaft AG	Ownership	50.000	Zurich Insurance Group Ltd.	NO	.11
		.00000					Zurich Investment Management Limited	.AUS	.DTH	Zurich Australia Limited	Ownership	100.000	Zurich Insurance Group Ltd.	NO	.11
		.00000					Zurich Investment Services Limited	.BMU	.DTH	Zurich Finance Company Ltd	Ownership	100.000	Zurich Insurance Group Ltd.	NO	.11
		.00000					Zurich Investments Life S.p.A.	.ITA	.DTH	Zurich Insurance Company Ltd - Rappresentanza Generale per I	Ownership	100.000	Zurich Insurance Group Ltd.	NO	.11
		.00000					Zurich Italy S.p.A.	.ITA	.DTH	Zurich Versicherungs-Gesellschaft AG	Ownership	100.000	Zurich Insurance Group Ltd.	NO	.11
		.00000					Zurich JVCompany Servicios Mexico, S.A. DE C.V.	.MEX	.DTH	Zurich Santander Seguros Mexico, S.A.	Ownership	99.998	Zurich Insurance Group Ltd.	NO	.11
		.00000					Zurich JVCompany Servicios Mexico, S.A. DE C.V.	.MEX	.DTH	Zurich Vida, Compania de Seguros, S.A.	Ownership	0.002	Zurich Insurance Group Ltd.	NO	.11
		.00000					Zurich Kunden Center GmbH	.DEU	.DTH	Zurich Beteiligungs-Aktiengesellschaft (Deutschland)	Ownership	100.000	Zurich Insurance Group Ltd.	NO	.11
		.00000	26-0530367				Zurich Latin America Corporation	.FL	.DTH	Zurich Holding Company of America, Inc.	Ownership	100.000	Zurich Insurance Group Ltd.	NO	.11
		.00000					Zurich Latin America Holding S.L. - Sociedad Unipersonal	.ESP	.DTH	Zurich Lebensversicherungs-Gesellschaft AG	Ownership	100.000	Zurich Insurance Group Ltd.	NO	.11
		.00000					Zurich Latin American Services S.A.	.ARG	.DTH	Inversiones Suizo-Argentina S.A.	Ownership	6.320	Zurich Insurance Group Ltd.	NO	.11
		.00000					Zurich Latin American Services S.A.	.ARG	.DTH	Zurich Versicherungs-Gesellschaft AG	Ownership	93.680	Zurich Insurance Group Ltd.	NO	.11
		.00000					Zurich Lebensversicherungs-Gesellschaft AG	.CHE	.DTH	Zurich Versicherungs-Gesellschaft AG	Ownership	100.000	Zurich Insurance Group Ltd.	NO	.11
		.00000					Zurich Legacy Solutions Services (UK) Limited	.GBR	.DTH	Zurich Versicherungs-Gesellschaft AG	Ownership	100.000	Zurich Insurance Group Ltd.	YES	.11
		.00000					Zurich Life Assurance plc	.IRL	.DTH	Zurich Holding Ireland Limited	Ownership	100.000	Zurich Insurance Group Ltd.	NO	.11
		.00000					Zurich Life Insurance (Hong Kong) Limited	.HKG	.DTH	Zurich Versicherungs-Gesellschaft AG	Ownership	100.000	Zurich Insurance Group Ltd.	NO	.11
		.00000					Zurich Life Insurance (Singapore) Pte Ltd	.SGP	.DTH	Zurich Versicherungs-Gesellschaft AG	Ownership	100.000	Zurich Insurance Group Ltd.	NO	.11

ANNUAL STATEMENT FOR THE YEAR 2021 OF THE Bristol West Casualty Insurance Company

SCHEDULE Y

PART 1A - DETAIL OF INSURANCE HOLDING COMPANY SYSTEM

1	2	3	4	5	6	7	8	9	10	11	12	13	14	15	16
Group Code	Group Name	NAIC Company Code	ID Number	Federal RSSD	CIK	Name of Securities Exchange if Publicly Traded (U.S. or International)	Names of Parent, Subsidiaries Or Affiliates	Domi-ciliary Location	Relation-ship to Reporting Entity	Directly Controlled by (Name of Entity/Person)	Type of Control (Ownership, Board, Management, Attorney-in-Fact, Influence, Other)	If Control is Ownership Provide Percentage	Ultimate Controlling Entity(ies)/Person(s)	Is an SCA Filing Re-quired? (Yes/No)	*
		.00000					Zurich Life Insurance Company Ltd., Representative office Buenos Aires	ARG	DTH	Zurich Lebensversicherungs-Gesellschaft AG	Ownership	100.000	Zurich Insurance Group Ltd.	NO	.11
		.00000					Zurich Life Preparatory Japan Co. Ltd.	JPN	DTH	Zürich Lebensversicherungs-Gesellschaft AG	Ownership	100.000	Zurich Insurance Group Ltd.	NO	.11
		.00000					Zurich Livellell Services and Solutions AG	CHE	DTH	Zürich Versicherungs-Gesellschaft AG	Ownership	100.000	Zurich Insurance Group Ltd.	NO	.11
		.00000					Zurich Management (Bermuda) Ltd	BMU	DTH	Zurich Versicherungs-Gesellschaft AG	Ownership	100.000	Zurich Insurance Group Ltd.	NO	.11
		.00000					Zurich Management Services Limited	GBR	DTH	Zurich Holdings (UK) Limited	Ownership	100.000	Zurich Insurance Group Ltd.	NO	.11
		.00000					Zurich Minas Brasil Seguros S.A.	BRA	DTH	Zurich Versicherungs-Gesellschaft AG	Ownership	100.000	Zurich Insurance Group Ltd.	NO	.11
		.00000					Zurich Pension Trustees Ireland Limited	IRL	DTH	Zurich Insurance plc	Ownership	50.000	Zurich Insurance Group Ltd.	NO	.11
		.00000					Zurich Pension Trustees Ireland Limited	IRL	DTH	Zurich Trustee Services Limited	Ownership	50.000	Zurich Insurance Group Ltd.	NO	.11
		.00000					Zurich Pension Trustees Limited	GBR	DTH	Zurich Assurance Ltd	Ownership	100.000	Zurich Insurance Group Ltd.	NO	.11
		.00000					Zurich Pensions Management Limited	GBR	DTH	Allied Dunbar Assurance plc	Ownership	100.000	Zurich Insurance Group Ltd.	NO	.11
		.00000					Zurich Pensionskassen-Beratung AG	CHE	DTH	Zurich Lebensversicherungs-Gesellschaft AG	Ownership	100.000	Zurich Insurance Group Ltd.	NO	.11
		.00000					Zurich Professional Limited	GBR	DTH	Zurich Holdings (UK) Limited	Ownership	100.000	Zurich Insurance Group Ltd.	NO	.11
		.00000					Zurich Project Finance (UK) Limited	GBR	DTH	Zürich Versicherungs-Gesellschaft AG	Ownership	100.000	Zurich Insurance Group Ltd.	NO	.11
		.00000					Zurich Properties Pty Limited	AUS	DTH	Zurich Australia Limited	Ownership	40.001	Zurich Insurance Group Ltd.	NO	.11
		.00000					Zurich Properties Pty Limited	AUS	DTH	Zurich Australian Insurance Limited	Ownership	59.999	Zurich Insurance Group Ltd.	NO	.11
		.00000	30-0165071				Zurich Property Services Malaysia Sdn Bhd	MYS	DTH	Zurich Versicherungs-Gesellschaft AG	Ownership	100.000	Zurich Insurance Group Ltd.	NO	.11
		.00000					Zurich Realty, Inc.	MD	DTH	Zurich Holding Company of America, Inc.	Ownership	100.000	Zurich Insurance Group Ltd.	NO	.11
		.00000					Zurich Rechtsschutz-Schadenservice GmbH	DEU	DTH	Zurich Beteiligungs-Aktiengesellschaft (Deutschland)	Ownership	100.000	Zurich Insurance Group Ltd.	NO	.11
		.00000					Zurich Reliable Insurance Limited	RUS	DTH	Zurich Versicherungs-Aktiengesellschaft	Ownership	0.100	Zurich Insurance Group Ltd.	NO	.11
		.00000					Zurich Reliable Insurance Limited	RUS	DTH	Zurich Versicherungs-Gesellschaft AG	Ownership	99.900	Zurich Insurance Group Ltd.	NO	.11
		.00000					Zurich Resseguradora Brasil S.A.	BRA	DTH	Zurich Lebensversicherungs-Gesellschaft AG	Ownership	0.001	Zurich Insurance Group Ltd.	NO	.11
		.00000					Zurich Resseguradora Brasil S.A.	BRA	DTH	Zurich Versicherungs-Gesellschaft AG	Ownership	99.999	Zurich Insurance Group Ltd.	NO	.11
		.00000					Zurich Risk Consulting RU	RUS	DTH	Zurich Reliable Insurance	Ownership	100.000	Zurich Insurance Group Ltd.	NO	.11
		.00000					Zurich Risk Management Services (India) Private Limited	IND	DTH	Zürich Rückversicherungs-Gesellschaft AG	Ownership	1.000	Zurich Insurance Group Ltd.	NO	.11
		.00000					Zurich Risk Management Services (India) Private Limited	IND	DTH	Zurich Versicherungs-Gesellschaft AG	Ownership	99.000	Zurich Insurance Group Ltd.	NO	.11
		.00000					Zurich Rückversicherungs-Gesellschaft AG	CHE	DTH	Zurich Versicherungs-Gesellschaft AG	Ownership	100.000	Zurich Insurance Group Ltd.	NO	.11
		.00000					Zurich Sacramento, Inc.	CA	DTH	JFS/ZSF 1998, L.P.	Ownership	100.000	Zurich Insurance Group Ltd.	NO	.11
		.00000					Zurich Santander Brasil Odonto LTDA.	BRA	DTH	Zurich Santander Brasil Seguros e Previdência S.A.	Ownership	99.000	Zurich Insurance Group Ltd.	NO	.11
		.00000					Zurich Santander Brasil Odonto LTDA.	BRA	DTH	Zurich Santander Brasil Seguros S.A.	Ownership	1.000	Zurich Insurance Group Ltd.	NO	.11
		.00000					Zurich Santander Brasil Seguros e Previdência S.A.	BRA	DTH	Zurich Latin America Holding S.L. - Sociedad Unipersonal	Ownership	0.220	Zurich Insurance Group Ltd.	NO	.11
		.00000					Zurich Santander Brasil Seguros e Previdência S.A.	BRA	DTH	Zurich Santander Holding (Spain), S.L.	Ownership	99.568	Zurich Insurance Group Ltd.	NO	.11
		.00000					Zurich Santander Brasil Seguros S.A.	BRA	DTH	Zurich Santander Brasil Seguros e Previdência S.A.	Ownership	100.000	Zurich Insurance Group Ltd.	NO	.11
		.00000					Zurich Santander Holding (Spain), S.L.	ESP	DTH	Zurich Santander Insurance America, S.L.	Ownership	100.000	Zurich Insurance Group Ltd.	NO	.11
		.00000					Zurich Santander Holding Dos (Spain), S.L.	ESP	DTH	Zurich Santander Insurance America, S.L.	Ownership	100.000	Zurich Insurance Group Ltd.	NO	.11
		.00000					Zurich Santander Insurance America, S.L.	ESP	DTH	Zurich Latin America Holding S.L. - Sociedad Unipersonal	Ownership	51.000	Zurich Insurance Group Ltd.	NO	.11
		.00000					Zurich Santander Seguros Argentina S.A.	ARG	DTH	Inversiones ZS America SpA	Ownership	4.000	Zurich Insurance Group Ltd.	NO	.11
		.00000					Zurich Santander Seguros Argentina S.A.	ARG	DTH	Zurich Santander Insurance America, S.L.	Ownership	96.000	Zurich Insurance Group Ltd.	NO	.11
		.00000					Zurich Santander Seguros de Vida Chile S.A.	CHL	DTH	Inversiones ZS America Dos Limitada	Ownership	99.782	Zurich Insurance Group Ltd.	NO	.11
		.00000					Zurich Santander Seguros de Vida Chile S.A.	CHL	DTH	Inversiones ZS America SpA	Ownership	0.218	Zurich Insurance Group Ltd.	NO	.11
		.00000					Zurich Santander Seguros Generales Chile S.A.	CHL	DTH	Inversiones ZS America Dos Limitada	Ownership	99.505	Zurich Insurance Group Ltd.	NO	.11

ANNUAL STATEMENT FOR THE YEAR 2021 OF THE Bristol West Casualty Insurance Company

SCHEDULE Y

PART 1A - DETAIL OF INSURANCE HOLDING COMPANY SYSTEM

1	2	3	4	5	6	7	8	9	10	11	12	13	14	15	16
Group Code	Group Name	NAIC Company Code	ID Number	Federal RSSD	CIK	Name of Securities Exchange if Publicly Traded (U.S. or International)	Names of Parent, Subsidiaries Or Affiliates	Domiciliary Location	Relationship to Reporting Entity	Directly Controlled by (Name of Entity/Person)	Type of Control (Ownership, Board, Management, Attorney-in-Fact, Influence, Other)	If Control is Ownership Provide Percentage	Ultimate Controlling Entity(ies)/Person(s)	Is an SCA Filing Required? (Yes/No)	*
		.00000					Zurich Santander Seguros Generales Chile S.A.	.CHL	.DTH	Inversiones ZS America SpA	Ownership	0.495	Zurich Insurance Group Ltd.	.NO	.11
		.00000					Zurich Santander Seguros Mexico, S.A.	.MEX	.DTH	Inversiones ZS America SpA	Ownership	0.001	Zurich Insurance Group Ltd.	.NO	.11
		.00000					Zurich Santander Seguros Mexico, S.A.	.MEX	.DTH	Zurich Santander Insurance America, S.L.	Ownership	99.999	Zurich Insurance Group Ltd.	.NO	.11
		.00000					Zurich Schweiz Services AG	.CHE	.DTH	Zürich Versicherungs-Gesellschaft AG	Ownership	100.000	Zurich Insurance Group Ltd.	.NO	.11
		.00000					Zurich Seguros Ecuador, S.A.	.ECU	.DTH	Zürich Versicherungs-Gesellschaft AG	Ownership	100.000	Zurich Insurance Group Ltd.	.NO	.11
		.00000					Zurich Service GmbH	.DEU	.DTH	Zurich Versicherungs-Aktiengesellschaft	Ownership	100.000	Zurich Insurance Group Ltd.	.NO	.11
		.00000					Zurich Services (Australia) Pty Limited	.AUS	.DTH	Zurich Financial Services Australia Limited	Ownership	100.000	Zurich Insurance Group Ltd.	.NO	.11
		.00000					Zurich Services (Hong Kong) Limited	.HKG	.DTH	Zurich Insurance Holdings (Hong Kong) Limited	Ownership	99.997	Zurich Insurance Group Ltd.	.NO	.11
		.00000					Zurich Services (Hong Kong) Limited	.HKG	.DTH	Zürich Versicherungs-Gesellschaft AG	Ownership	0.003	Zurich Insurance Group Ltd.	.NO	.11
		.00000					Zurich Services A.I.E.	.ESP	.DTH	AIDE Asistencia Seguros y Reaseguros, S.A. - Sociedad Uniper	Ownership	0.001	Zurich Insurance Group Ltd.	.NO	.11
		.00000					Zurich Services A.I.E.	.ESP	.DTH	Bansabadell Pensiones, E.G.F.P, S.A.	Ownership	0.001	Zurich Insurance Group Ltd.	.NO	.11
		.00000					Zurich Services A.I.E.	.ESP	.DTH	Bansabadell Seguros Generales, S.A. de Seguros y Reaseguros	Ownership	0.000	Zurich Insurance Group Ltd.	.NO	.11
		.00000					Zurich Services A.I.E.	.ESP	.DTH	Bansabadell Vida S.A. de Seguros y Reaseguros	Ownership	0.001	Zurich Insurance Group Ltd.	.NO	.11
		.00000					Zurich Services A.I.E.	.ESP	.DTH	Zurich Insurance plc, Sucursal en Espana	Ownership	97.000	Zurich Insurance Group Ltd.	.NO	.11
		.00000					Zurich Services A.I.E.	.ESP	.DTH	Zurich Vida, Compania de Seguros y Reaseguros, S.A. - Sociad	Ownership	2.816	Zurich Insurance Group Ltd.	.NO	.11
		.00000					Zurich Services Company (Pty) Ltd	.AUS	.DTH	Zürich Versicherungs-Gesellschaft AG	Ownership	100.000	Zurich Insurance Group Ltd.	.NO	.11
		.00000	35-2546417				Zurich Services US, LLC	.DE	.DTH	Farmers Group, Inc.	Ownership	50.000	Zurich Insurance Group Ltd.	.NO	.11
		.00000	35-2546417				Zurich Services US, LLC	.DE	.DTH	Zurich Holding Company of America, Inc.	Ownership	50.000	Zurich Insurance Group Ltd.	.NO	.11
		.00000					Zurich Servicios de Mexico, S.A. de C.V.	.MEX	.DTH	Zurich Vida, Compania de Seguros, S.A.	Ownership	90.000	Zurich Insurance Group Ltd.	.NO	.11
		.00000					Zurich Servicios de Mexico, S.A. de C.V.	.MEX	.DTH	Zurich, Compania de Seguros, S.A.	Ownership	10.000	Zurich Insurance Group Ltd.	.NO	.11
		.00000					ZURICH SERVICIOS DIRECTO ESPAÑA, S.L.	.ESP	.DTH	Zurich Insurance Mobile Solutions AG	Ownership	100.000	Zurich Insurance Group Ltd.	.NO	.11
		.00000					Zurich Servicios y Soporte México, S.A. de C.V.	.MEX	.DTH	Zürich Lebensversicherungs-Gesellschaft AG	Ownership	0.020	Zurich Insurance Group Ltd.	.NO	.11
		.00000					Zurich Servicios y Soporte México, S.A. de C.V.	.MEX	.DTH	Zürich Versicherungs-Gesellschaft AG	Ownership	99.980	Zurich Insurance Group Ltd.	.NO	.11
		.00000					Zurich Shared Services S.A.	.CHL	.DTH	Inversiones Suizo Chilena S.A.	Ownership	99.987	Zurich Insurance Group Ltd.	.NO	.11
		.00000					Zurich Shared Services S.A.	.CHL	.DTH	Zurich Investments Chile S.A.	Ownership	0.013	Zurich Insurance Group Ltd.	.NO	.11
		.00000					Zurich Sigorta A.S.	.TUR	.DTH	Zurich Versicherungs-Gesellschaft AG	Ownership	100.000	Zurich Insurance Group Ltd.	.NO	.11
		.00000					Zurich Small Amount and Short Term Insurance Ltd	.JPN	.DTH	Zürich Versicherungs-Gesellschaft AG	Ownership	100.000	Zurich Insurance Group Ltd.	.NO	.11
		.00000					Zurich South America Invest AB	.SWE	.DTH	Zurich Versicherungs-Gesellschaft AG	Ownership	100.000	Zurich Insurance Group Ltd.	.NO	.11
		.00000					Zurich Specialties London Limited	.GBR	.DTH	Zurich Holdings (UK) Limited	Ownership	100.000	Zurich Insurance Group Ltd.	.NO	.11
		.00000					Zurich Structured Finance, Inc.	.DE	.DTH	Zurich Finance Company Ltd	Ownership	100.000	Zurich Insurance Group Ltd.	.NO	.11
		.00000					Zurich Takaful Malaysia Berhad (ZTMB)	.MYS	.DTH	Zurich Versicherungs-Gesellschaft AG	Ownership	100.000	Zurich Insurance Group Ltd.	.NO	.11
		.00000					Zurich Technical and Consulting Services (Beijing) Co. Ltd.	.CHN	.DTH	Zurich Insurance Holdings (Hong Kong) Limited	Ownership	100.000	Zurich Insurance Group Ltd.	.NO	.11
		.00000					Zurich Technology Malaysia Sdn Bhd	.MYS	.DTH	Zurich Technology Services Malaysia Sdn Bhd	Ownership	100.000	Zurich Insurance Group Ltd.	.NO	.11
		.00000					Zurich Technology Services Malaysia Sdn Bhd	.MYS	.DTH	Zurich Versicherungs-Gesellschaft AG	Ownership	100.000	Zurich Insurance Group Ltd.	.NO	.11
		.00000					Zurich Transitional Services Limited	.GBR	.DTH	Zurich Holdings (UK) Limited	Ownership	100.000	Zurich Insurance Group Ltd.	.NO	.11
		.00000					Zurich Travel Solutions Pty Limited	.AUS	.DTH	Zürich Versicherungs-Gesellschaft AG	Ownership	100.000	Zurich Insurance Group Ltd.	.NO	.11
		.00000					Zurich Treasury Services Limited	.IRL	.DTH	Zurich Financial Services EUB Holdings Limited	Ownership	100.000	Zurich Insurance Group Ltd.	.NO	.11
		.00000					Zurich Trustee Services Limited	.IRL	.DTH	Zurich Life Assurance plc	Ownership	100.000	Zurich Insurance Group Ltd.	.NO	.11
		.00000					Zurich UK General Employee Services Limited	.GBR	.DTH	Zurich UK General Services Limited	Ownership	100.000	Zurich Insurance Group Ltd.	.NO	.11
		.00000					Zurich UK General Services Limited	.GBR	.DTH	Zurich Holdings (UK) Limited	Ownership	100.000	Zurich Insurance Group Ltd.	.NO	.11
		.00000	AA-1220080				Zurich Versicherungs-Aktiengesellschaft	.AUT	.DTH	Zurich Versicherungs-Gesellschaft AG	Ownership	99.981	Zurich Insurance Group Ltd.	.NO	.8

ANNUAL STATEMENT FOR THE YEAR 2021 OF THE Bristol West Casualty Insurance Company

SCHEDULE Y

PART 1A - DETAIL OF INSURANCE HOLDING COMPANY SYSTEM

1	2	3	4	5	6	7	8	9	10	11	12	13	14	15	16
Group Code	Group Name	NAIC Company Code	ID Number	Federal RSSD	CIK	Name of Securities Exchange if Publicly Traded (U.S. or International)	Names of Parent, Subsidiaries Or Affiliates	Domiciliary Location	Relationship to Reporting Entity	Directly Controlled by (Name of Entity/Person)	Type of Control (Ownership, Board, Management, Attorney-in-Fact, Influence, Other)	If Control is Ownership Provide Percentage	Ultimate Controlling Entity(ies)/Person(s)	Is an SCA Filing Required? (Yes/No)	*
		.00000	AA-1460190				Zurich Versicherungs-Gesellschaft AG	.CHE	.DTH	Zurich Insurance Group Ltd.	Ownership	100.000	Zurich Insurance Group Ltd.	YES	9
		.00000					Zurich Vida e Previdencia S.A.	.BRA	.DTH	Zurich Minas Brasil Seguros S.A.	Ownership	100.000	Zurich Insurance Group Ltd.	NO	11
		.00000	AA-1840022				Zurich Vida, Compania de Seguros y Reaseguros, S.A. - Societ	.ESP	.DTH	Zurich Lebensversicherungs-Gesellschaft AG	Ownership	100.000	Zurich Insurance Group Ltd.	NO	11
		.00000	AA-2734111				Zurich Vida, Compania de Seguros, S.A.	.MEX	.DTH	Zurich Versicherungs-Gesellschaft AG	Ownership	100.000	Zurich Insurance Group Ltd.	NO	11
		.00000					Zurich Vorsorge-Beratungs und Vertriebs GmbH (Deutschland)	.DEU	.DTH	Zurich Beteiligungs-Aktiengesellschaft (Deutschland)	Ownership	100.000	Zurich Insurance Group Ltd.	NO	11
		.00000					Zurich Whiteley Investment Trust Limited	.GBR	.DTH	Zurich Insurance plc	Ownership	100.000	Zurich Insurance Group Ltd.	NO	11
		.00000					Zurich Whiteley Trust Limited	.GBR	.DTH	Zurich Whiteley Investment Trust Limited	Ownership	100.000	Zurich Insurance Group Ltd.	NO	11
		.00000					Zurich Workplace Solutions (Middle East) Limited	.ARE	.DTH	Zurich International Life Limited	Ownership	100.000	Zurich Insurance Group Ltd.	NO	11

Asterisk	Explanation
	Note 1: Farmers Insurance Exchange is a California interinsurance exchange owned by its policyholders. Its attorney-in-fact is Farmers Group, Inc, dba Farmers Underwriters Association, which is a subsidiary of Zurich Insurance Group Ltd.
	Note 2: Farmers Group Inc, as attorney-in-fact for Farmers Insurance Exchange, provides management services to Farmers Texas County Mutual Insurance Company.
	Note 3: Fire Insurance Exchange is a California interinsurance exchange owned by its policyholders. Its attorney-in-fact is Fire Underwriters Association, which is a subsidiary of Zurich Insurance Group Ltd.
	Note 4: Foremost County Mutual Insurance Company is a Texas County mutual insurance company managed by Foremost Insurance Company Grand Rapids, Michigan.
	Note 5: Foremost Lloyds of Texas is a Texas company managed by Foremost Insurance Company Grand Rapids, Michigan.
	Note 6: Truck Insurance Exchange is a California interinsurance exchange owned by its policyholders. Its attorney-in-fact is Truck Underwriters Association, which is a subsidiary of Zurich Insurance Group Ltd.
	Note 7: Zurich Insurance Plc operates branches in the following countries: Italy (AA-1364106), Portugal (AA-1820001), Spain (AA-1840150), and United Kingdom (AA-1780059).
	Note 8: Zurich Versicherungs-Aktiengesellschaft operates a branch in Germany (AA-1340017)
	Note 9: Zurich Versicherungs-Gesellschaft AG also known as Zurich Insurance Company, Ltd operates branches in the following countries: Bermuda (AA-3190825), Canada (AA-1560999), Hong Kong (AA-5324112), Ireland (AA-1780042), Japan (AA-1584115), and Singapore (AA-5760036). It also operates a management entity Alpina International (AA-1460010) in Switzerland.
	Note 10: An affiliate entity is the attorney-in-fact of Farmers Insurance Exchange, Fire Insurance Exchange and Truck Insurance Exchange (collectively Exchanges). The reporting entity's relationship to the Exchanges, their subsidiaries, and the affiliates that they manage is classified as OTHER.
	Note 11: This company is a subsidiary of Zurich Insurance Group Ltd., and is an affiliate of Farmers Group, Inc.
	Note 12: Farmers Lloyds Insurance Company of Texas is a Texas company managed by Farmers Lloyds, Inc.

ANNUAL STATEMENT FOR THE YEAR 2021 OF THE Bristol West Casualty Insurance Company

SCHEDULE Y

PART 2 - SUMMARY OF INSURER'S TRANSACTIONS WITH ANY AFFILIATES

1	2	3	4	5	6	7	8	9	10	11	12	13
NAIC Company Code	ID Number	Names of Insurers and Parent, Subsidiaries or Affiliates	Shareholder Dividends	Capital Contributions	Purchases, Sales or Exchanges of Loans, Securities, Real Estate, Mortgage Loans or Other Investments	Income/ (Disbursements) Incurred in Connection with Guarantees or Undertakings for the Benefit of any Affiliate(s)	Management Agreements and Service Contracts	Income/ (Disbursements) Incurred Under Reinsurance Agreements	*	Any Other Material Activity Not in the Ordinary Course of the Insurer's Business	Totals	Reinsurance Recoverable/ (Payable) on Losses and/or Reserve Credit Taken/(Liability)
	81-4674724	145 Great Road, LLC										
	47-3820947	17885 Von Karman, LLC										
25232	22-3398993	21st Century Advantage Insurance Company										2,615,968
10184	22-3337475	21st Century Auto Insurance Company of New Jersey										
36404	95-4136306	21st Century Casualty Company										239,790
34789	23-2044095	21st Century Centennial Insurance Company										
43974	13-1967524	21st Century Indemnity Insurance Company	(9,900,000)								(9,900,000)	100,277,571
	51-0283170	21st Century Insurance and Financial Services, Inc.										1,991,069
12963	95-2565072	21st Century Insurance Company										405,260,313
	95-1935264	21st Century Insurance Group										
32220	13-3333609	21st Century North America Insurance Company										6,955,932
23795	02-0226203	21st Century Pacific Insurance Company	(38,100,000)								(38,100,000)	
10710	13-3922232	21st Century Pinnacle Insurance Company										
20796	22-1721971	21st Century Premier Insurance Company	9,900,000								9,900,000	9,882,413
	47-4944225	2720 Fourth Ave, LLC										
	81-0741455	384 Santa Trinita Ave LLC										
	81-2487862	3900 Indian Avenue, LLC										
	81-4365602	460 Gibraltar Drive, LLC										
	99-0215429	50th State Risk Management Services, Inc.										
	47-2591947	5401 Wiles Road LLC										
	81-1746692	600 Riverside Parkway, LLC										
	47-3968324	922 W. Washington Blvd, LLC										
10245	86-0812982	American Federation Insurance Company										4,032,928
10805	13-3953213	American Pacific Insurance Company, Inc.										358,717
11034	34-1893500	Bristol West Casualty Insurance Company										17,766,529
	13-3994449	Bristol West Holdings, Inc.										
19658	38-1865162	Bristol West Insurance Company										268,573,771
	65-0880876	Bristol West Insurance Services of California, Inc.										
	65-0616769	Bristol West Insurance Services, Inc. of Florida										
12774	86-1174452	Bristol West Preferred Insurance Company										31,854,808
	65-0919338	BWIS of Nevada, Inc.										
10315	95-4528269	Civic Property & Casualty Company							*			(165,276,512)
	76-0543593	Coast National General Agency										
	33-0246699	Coast National Holding Company										
25089	33-0246701	Coast National Insurance Company										334,889,783
22926	36-1022580	Economy Fire & Casualty Company										114,051,999
38067	36-3027848	Economy Preferred Insurance Company										196,960,749

ANNUAL STATEMENT FOR THE YEAR 2021 OF THE Bristol West Casualty Insurance Company

SCHEDULE Y

PART 2 - SUMMARY OF INSURER'S TRANSACTIONS WITH ANY AFFILIATES

1	2	3	4	5	6	7	8	9	10	11	12	13
NAIC Company Code	ID Number	Names of Insurers and Parent, Subsidiaries or Affiliates	Shareholder Dividends	Capital Contributions	Purchases, Sales or Exchanges of Loans, Securities, Real Estate, Mortgage Loans or Other Investments	Income/ (Disbursements) Incurred in Connection with Guarantees or Undertakings for the Benefit of any Affiliate(s)	Management Agreements and Service Contracts	Income/ (Disbursements) Incurred Under Reinsurance Agreements	*	Any Other Material Activity Not in the Ordinary Course of the Insurer's Business	Totals	Reinsurance Recoverable/ (Payable) on Losses and/or Reserve Credit Taken/(Liability)
40649	36-3105737	Economy Premier Assurance Company										204,257,787
10318	95-4528266	Exact Property & Casualty Company							*			(172,048,633)
40169	05-0393243	Farmers Casualty Insurance Company										484,658,235
25321	23-1903575	Farmers Direct Property and Casualty Insurance Company										355,436,115
	77-0530616	Farmers Financial Solutions, LLC										
	95-3003951	Farmers General Insurance Agency, Inc.										
34339	13-2915260	Farmers Group Property and Casualty Insurance Company										726,312,818
21598	95-2626387	Farmers Insurance Company of Arizona										495,018,312
21601	95-2626385	Farmers Insurance Company of Idaho							*			(51,656,728)
21636	95-2655893	Farmers Insurance Company of Oregon					(226,183,262)		*		(226,183,262)	(989,114,346)
21644	95-2655894	Farmers Insurance Company of Washington							*			(96,482,666)
21628	48-0609012	Farmers Insurance Company, Inc.						160,365,451	*		160,365,451	740,563,165
21652	95-2575893	Farmers Insurance Exchange					(1,995,259,494)	(44,350,730)	*		(2,039,610,224)	(10,278,158,783)
28487	22-2640040	Farmers Insurance Hawaii, Inc.										10,148,702
36889	31-0956373	Farmers Insurance of Columbus Inc.							*			(97,543,500)
	05-0476998	Farmers Lloyds, Inc.										
13938	75-2483187	Farmers Lloyds Insurance Company of Texas										90,451,599
	36-4165395	Farmers New Century Insurance Company							*			(100,440,397)
26298	13-2725441	Farmers Property & Casualty Insurance Company										358,236,032
43699	59-2326047	Farmers Specialty Insurance Company						220,345,869			220,345,869	59,673,601
24392	74-1067657	Farmers Texas County Mutual Insurance Company										1,263,275,225
	27-0342907	FCOA, LLC	(7,700,000)								(7,700,000)	
	77-0530617	FFS Holdings, LLC										
21660	95-6235715	Fire Insurance Exchange					(242,339,210)	(679,678,500)	*		(922,017,710)	(260,820,199)
29254	38-1721730	Foremost County Mutual Insurance Company										212,347,585
	38-2505922	Foremost Express Insurance Agency, Inc.										
	73-0462770	Foremost Financial Services Corporation										
11185	38-1407533	Foremost Insurance Company Grand Rapids, Michigan	7,700,000								7,700,000	2,535,338,646
41688	75-1779175	Foremost Lloyds of Texas										160,365,296
11800	35-1604635	Foremost Property & Casualty Insurance Company										118,142,341
41513	38-2430150	Foremost Signature Insurance Company										73,461,355
	99-0083322	Hawaii Insurance Consultants, Ltd.										
21679	36-2661515	Illinois Farmers Insurance Company							*			259,036,680
	65-0881673	Insurance Data Systems, G.P.										
	38-2336672	Kraft Lake Insurance Agency										
21687	95-6016640	Mid Century Insurance Company	38,100,000				(516,990,314)		*		(478,890,314)	777,788,533
28673	74-2448744	Mid Century Insurance Company of Texas										86,901

ANNUAL STATEMENT FOR THE YEAR 2021 OF THE Bristol West Casualty Insurance Company

SCHEDULE Y

PART 2 - SUMMARY OF INSURER'S TRANSACTIONS WITH ANY AFFILIATES

1	2	3	4	5	6	7	8	9	10	11	12	13
NAIC Company Code	ID Number	Names of Insurers and Parent, Subsidiaries or Affiliates	Shareholder Dividends	Capital Contributions	Purchases, Sales or Exchanges of Loans, Securities, Real Estate, Mortgage Loans or Other Investments	Income/ (Disbursements) Incurred in Connection with Guarantees or Undertakings for the Benefit of any Affiliate(s)	Management Agreements and Service Contracts	Income/ (Disbursements) Incurred Under Reinsurance Agreements	*	Any Other Material Activity Not in the Ordinary Course of the Insurer's Business	Totals	Reinsurance Recoverable/ (Payable) on Losses and/or Reserve Credit Taken/(Liability)
10317	95-4528264	Neighborhood Spirit Property & Casualty Company							*			(152,820,054)
33120	65-0109120	Security National Insurance Company										302,988,309
21695	94-1663548	Texas Farmers Insurance Company						343,317,911	*		343,317,911	659,014,235
44245	13-3551577	Toggle Insurance Company										26,561,047
	83-3256280	Toggle Services, LLC										
21709	95-2575892	Truck Insurance Exchange					(250,417,183)		*		(250,417,183)	1,264,846,190
	74-1593853	Western Star Insurance Services, Inc.										
		The following Zurich Insurance Group entities within NAIC Group Code 0212 have transactions with Farmers Insurance Group entities within NAIC Group Code 0069										
40142	36-3141762	American Zurich Insurance Company										1,921,801
19305	13-6081895	Assurance Company of America										
	95-0725935	Farmers Group, Inc.		165,000,000			2,812,907,800				2,977,907,800	
63177	91-0335750	Farmers New World Life Insurance Company		(115,000,000)			(92,076,885)				(207,076,885)	1,598,980,048
10873	95-4650862	Farmers Reinsurance Company		(50,000,000)							(50,000,000)	(299,493,265)
	95-2670247	Fire Underwriters Association					272,506,076				272,506,076	
19372	13-5283360	Northern Insurance Company of New York										
	95-2670330	Truck Underwriters Association					237,904,588				237,904,588	
70173	43-0824418	Universal Underwriters Life Insurance Company										
90557	36-3050975	Zurich America Life Insurance Company					(52,116)				(52,116)	
16535	36-4233459	Zurich American Insurance Company										83,890,120
	AA-1460190	Zurich Insurance Company, Ltd.										(1,694,657,934)
9999999	Control Totals								XXX			

ANNUAL STATEMENT FOR THE YEAR 2021 OF THE Bristol West Casualty Insurance Company

*Please refer to Note 26 for an explanation of Farmers Insurance Group of Companies Intercompany Pooling Agreement. A reinsurance pooling agreement between certain members of the Farmers Insurance Group of Companies became effective on December 31, 1985 and was modified as of January 1, 1992, as of January 1, 1993, as of January 1, 1994, January 1, 1998, and January 1, 1999. The pooling participants and their respective shares are as follows:

	1991 & Prior	1992	1993	1994 - 1997	1998	1999 - Present
Farmers Insurance Exchange	71.61	64.00	66.46	68.76	68.01	51.75
Truck Insurance Exchange	10.42	10.24	9.00	8.65	8.65	7.75
Fire Insurance Exchange	9.93	10.00	10.00	8.05	8.05	7.50
Farmers Insurance Company of Oregon	4.28	10.00	10.24	10.24	10.24	7.00
Mid-Century Insurance Company	1.46	1.46	0.00	0.00	0.00	16.00
Texas Farmers Insurance Company	1.03	1.03	1.03	1.03	1.03	1.00
Farmers Insurance Company, Inc.	0.65	0.65	0.65	0.65	0.65	0.75
Illinois Farmers Insurance Company	0.62	0.62	0.62	0.62	0.62	0.75
Farmers Insurance Company of Washington	0.00	2.00	2.00	2.00	2.00	2.00
Farmers New Century Insurance Company	0.00	0.00	0.00	0.00	0.75	0.75
Farmers Insurance Co of Idaho	0.00	0.00	0.00	0.00	0.00	0.75
Farmers Insurance of Columbus, Inc.	0.00	0.00	0.00	0.00	0.00	1.00
Civic Property & Casualty Company	0.00	0.00	0.00	0.00	0.00	1.00
Exact Property & Casualty Company	0.00	0.00	0.00	0.00	0.00	1.00
Neighborhood Spirit Property & Casualty Co.	0.00	0.00	0.00	0.00	0.00	1.00

ANNUAL STATEMENT FOR THE YEAR 2021 OF THE Bristol West Casualty Insurance Company

SCHEDULE Y

PART 3 - ULTIMATE CONTROLLING PARTY AND LISTING OF OTHER U.S. INSURANCE GROUPS OR ENTITIES UNDER THAT ULTIMATE CONTROLLING PARTY'S CONTROL

1	2	3	4	5	6	7	8
Insurers in Holding Company	Owners with Greater Than 10% Ownership	Ownership Percentage Column 2 of Column 1	Granted Disclaimer of Control/ Affiliation of Column 2 Over Column 1 (Yes/No)	Ultimate Controlling Party	U.S. Insurance Groups or Entities Controlled by Column 5	Ownership Percentage (Column 5 of Column 6)	Granted Disclaimer of Control/ Affiliation of Column 5 Over Column 6 (Yes/No)
21st Century Advantage Insurance Company	21st Century North America Insurance Company	100.000	NO	Farmers Insurance Exchange	Farmers Insurance Group		NO
21st Century Auto Insurance Company of New Jersey	21st Century Centennial Insurance Company	100.000	NO	Farmers Insurance Exchange	Farmers Insurance Group		NO
21st Century Casualty Company	21st Century Insurance Group	100.000	NO	Farmers Insurance Exchange	Farmers Insurance Group		NO
21st Century Centennial Insurance Company	Mid-Century Insurance Company	100.000	NO	Farmers Insurance Exchange	Farmers Insurance Group		NO
21st Century Indemnity Insurance Company	21st Century Premier Insurance Company	100.000	NO	Farmers Insurance Exchange	Farmers Insurance Group		NO
21st Century Insurance Company	21st Century Insurance Group	100.000	NO	Farmers Insurance Exchange	Farmers Insurance Group		NO
21st Century North America Insurance Company	Mid-Century Insurance Company	100.000	NO	Farmers Insurance Exchange	Farmers Insurance Group		NO
21st Century Pacific Insurance Company	Mid-Century Insurance Company	100.000	NO	Farmers Insurance Exchange	Farmers Insurance Group		NO
21st Century Pinnacle Insurance Company	21st Century North America Insurance Company	100.000	NO	Farmers Insurance Exchange	Farmers Insurance Group		NO
21st Century Premier Insurance Company	21st Century Centennial Insurance Company	100.000	NO	Farmers Insurance Exchange	Farmers Insurance Group		NO
American Federation Insurance Company	21st Century Insurance Group	100.000	NO	Farmers Insurance Exchange	Farmers Insurance Group		NO
American Pacific Insurance Company, Inc.	Farmers Insurance Hawaii, Inc.	100.000	NO	Farmers Insurance Exchange	Farmers Insurance Group		NO
Bristol West Casualty Insurance Company	Coast National Insurance Company	100.000	NO	Farmers Insurance Exchange	Farmers Insurance Group		NO
Bristol West Insurance Company	Coast National Insurance Company	100.000	NO	Farmers Insurance Exchange	Farmers Insurance Group		NO
Bristol West Preferred Insurance Company	Bristol West Holdings, Inc.	100.000	NO	Farmers Insurance Exchange	Farmers Insurance Group		NO
Civic Property and Casualty Company	Fire Insurance Exchange	80.000	NO	Fire Insurance Exchange	Farmers Insurance Group		NO
Civic Property and Casualty Company	Truck Insurance Exchange	20.000	NO	Fire Insurance Exchange	Farmers Insurance Group		NO
Coast National Insurance Company	Coast National Holding Company	100.000	NO	Farmers Insurance Exchange	Farmers Insurance Group		NO
Economy Fire & Casualty Company	Farmers Property and Casualty Insurance Company	100.000	NO	Farmers Insurance Exchange	Farmers Insurance Group		NO
Economy Preferred Insurance Company	Economy Fire & Casualty Company	100.000	NO	Farmers Insurance Exchange	Farmers Insurance Group		NO
Economy Premier Assurance Company	Economy Fire & Casualty Company	100.000	NO	Farmers Insurance Exchange	Farmers Insurance Group		NO
Exact Property and Casualty Company	Fire Insurance Exchange	80.000	NO	Fire Insurance Exchange	Farmers Insurance Group		NO
Exact Property and Casualty Company	Truck Insurance Exchange	20.000	NO	Fire Insurance Exchange	Farmers Insurance Group		NO
Farmers Casualty Insurance Company	Farmers Property and Casualty Insurance Company	100.000	NO	Farmers Insurance Exchange	Farmers Insurance Group		NO
Farmers Direct Property and Casualty Insurance Company	Farmers Property and Casualty Insurance Company	100.000	NO	Farmers Insurance Exchange	Farmers Insurance Group		NO
Farmers Group Property and Casualty Insurance Company	Farmers Property and Casualty Insurance Company	100.000	NO	Farmers Insurance Exchange	Farmers Insurance Group		NO
Farmers Insurance Company of Arizona	Farmers Insurance Exchange	70.000	NO	Farmers Insurance Exchange	Farmers Insurance Group		NO
Farmers Insurance Company of Arizona	Truck Insurance Exchange	20.000	NO	Farmers Insurance Exchange	Farmers Insurance Group		NO
Farmers Insurance Company of Idaho	Farmers Insurance Exchange	80.000	NO	Farmers Insurance Exchange	Farmers Insurance Group		NO
Farmers Insurance Company of Idaho	Truck Insurance Exchange	13.300	NO	Farmers Insurance Exchange	Farmers Insurance Group		NO
Farmers Insurance Company of Oregon	Farmers Insurance Exchange	80.000	NO	Farmers Insurance Exchange	Farmers Insurance Group		NO
Farmers Insurance Company of Oregon	Truck Insurance Exchange	20.000	NO	Farmers Insurance Exchange	Farmers Insurance Group		NO
Farmers Insurance Company of Washington	Fire Insurance Exchange	80.000	NO	Fire Insurance Exchange	Farmers Insurance Group		NO
Farmers Insurance Company of Washington	Truck Insurance Exchange	20.000	NO	Fire Insurance Exchange	Farmers Insurance Group		NO
Farmers Insurance Company, Inc.	Farmers Insurance Exchange	90.000	NO	Farmers Insurance Exchange	Farmers Insurance Group		NO
Farmers Insurance Exchange	Interinsurance Exchange (See Note 1)		NO		Farmers Insurance Group		NO
Farmers Insurance Hawaii, Inc.	Mid-Century Insurance Company	100.000	NO	Farmers Insurance Exchange	Farmers Insurance Group		NO
Farmers Insurance of Columbus, Inc.	Farmers Insurance Exchange	100.000	NO	Farmers Insurance Exchange	Farmers Insurance Group		NO
Farmers Lloyds Insurance Company of Texas	Farmers Lloyds, Inc. (See Note 2)		NO		Farmers Insurance Group		NO
Farmers New Century Insurance Company	Illinois Farmers Insurance Company	100.000	NO	Farmers Insurance Exchange	Farmers Insurance Group		NO
Farmers Property and Casualty Insurance Company	Farmers Insurance Exchange	80.000	NO	Farmers Insurance Exchange	Farmers Insurance Group		NO
Farmers Specialty Insurance Company	Foremost Insurance Company Grand Rapids, Michigan	100.000	NO	Farmers Insurance Exchange	Farmers Insurance Group		NO
Farmers Texas County Mutual Insurance Company	County Mutual Company (See Note 3)		NO		Farmers Insurance Group		NO

ANNUAL STATEMENT FOR THE YEAR 2021 OF THE Bristol West Casualty Insurance Company

SCHEDULE Y

PART 3 - ULTIMATE CONTROLLING PARTY AND LISTING OF OTHER U.S. INSURANCE GROUPS OR ENTITIES UNDER THAT ULTIMATE CONTROLLING PARTY'S CONTROL

1 Insurers in Holding Company	2 Owners with Greater Than 10% Ownership	3 Ownership Percentage Column 2 of Column 1	4 Granted Disclaimer of Control/ Affiliation of Column 2 Over Column 1 (Yes/No)	5 Ultimate Controlling Party	6 U.S. Insurance Groups or Entities Controlled by Column 5	7 Ownership Percentage (Column 5 of Column 6)	8 Granted Disclaimer of Control/ Affiliation of Column 5 Over Column 6 (Yes/No)
Fire Insurance Exchange	Interinsurance Exchange (See Note 4)		NO		Farmers Insurance Group		NO
Foremost County Mutual Insurance Company	County Mutual Company (See Note 5)		NO		Farmers Insurance Group		NO
Foremost Insurance Company Grand Rapids, Michigan	Farmers Insurance Exchange	80.000	NO	Farmers Insurance Exchange	Farmers Insurance Group		NO
Foremost Lloyds of Texas	Lloyds Company (See Note 6)		NO		Farmers Insurance Group		NO
Foremost Property & Casualty Insurance Company	Foremost Insurance Company Grand Rapids, Michigan	100.000	NO	Farmers Insurance Exchange	Farmers Insurance Group		NO
Foremost Signature Insurance Company	Foremost Insurance Company Grand Rapids, Michigan	100.000	NO	Farmers Insurance Exchange	Farmers Insurance Group		NO
Illinois Farmers Insurance Company	Farmers Insurance Exchange	100.000	NO	Farmers Insurance Exchange	Farmers Insurance Group		NO
Mid-Century Insurance Company	Farmers Insurance Exchange	80.000	NO	Farmers Insurance Exchange	Farmers Insurance Group		NO
Mid-Century Insurance Company of Texas	Farmers Insurance Exchange	100.000	NO	Farmers Insurance Exchange	Farmers Insurance Group		NO
Neighborhood Spirit Property and Casualty Company	Fire Insurance Exchange	80.000	NO	Fire Insurance Exchange	Farmers Insurance Group		NO
Neighborhood Spirit Property and Casualty Company	Truck Insurance Exchange	20.000	NO	Fire Insurance Exchange	Farmers Insurance Group		NO
Security National Insurance Company	Bristol West Holdings, Inc.	100.000	NO	Farmers Insurance Exchange	Farmers Insurance Group		NO
Texas Farmers Insurance Company	Farmers Insurance Exchange	86.280	NO	Farmers Insurance Exchange	Farmers Insurance Group		NO
Texas Farmers Insurance Company	Mid-Century Insurance Company	13.720	NO	Farmers Insurance Exchange	Farmers Insurance Group		NO
Toggle Insurance Company	Mid-Century Insurance Company	100.000	NO	Farmers Insurance Exchange	Farmers Insurance Group		NO
Truck Insurance Exchange	Interinsurance Exchange (See Note 7)		NO		Farmers Insurance Group		NO
***THE FOLLOWING ARE ZURICH INSURANCE GROUP ENTITIES WITHIN NAIC GROUP CODE 0212 AND ARE NOT INCLUDED IN FARMERS INSURANCE GROUP WITHIN NAIC GROUP CODE 0069							
American Guarantee and Liability Insurance Company	Zurich American Insurance Company	100.000	NO	Zurich Insurance Group Ltd.	Zurich U.S. Insurance Pool Group	100.000	NO
American Zurich Insurance Company	Steadfast Insurance Company	100.000	NO	Zurich Insurance Group Ltd.	Zurich U.S. Insurance Pool Group	100.000	NO
Centre Insurance Company	Centre Solutions (U.S.) Limited	100.000	NO	Zurich Insurance Group Ltd.	Zurich Ins Group	100.000	NO
Centre Life Insurance Company	Centre Solutions (U.S.) Limited	100.000	NO	Zurich Insurance Group Ltd.	Zurich Ins Group	100.000	NO
Colonial American Casualty and Surety Company	Fidelity and Deposit Company of Maryland	100.000	NO	Zurich Insurance Group Ltd.	Zurich U.S. Insurance Pool Group	100.000	NO
Empire Fire and Marine Insurance Company	Zurich American Insurance Company	100.000	NO	Zurich Insurance Group Ltd.	Zurich U.S. Insurance Pool Group	100.000	NO
Empire Indemnity Insurance Company	Zurich American Insurance Company	100.000	NO	Zurich Insurance Group Ltd.	Zurich U.S. Insurance Pool Group	100.000	NO
Farmers New World Life Insurance Company	Farmers Group, Inc.	100.000	NO	Zurich Insurance Group Ltd.	Zurich Ins Group	100.000	NO
Farmers Reinsurance Company	Farmers Group, Inc.	100.000	NO	Zurich Insurance Group Ltd.	Zurich Ins Group	100.000	NO
Fidelity and Deposit Company of Maryland	Zurich American Insurance Company	100.000	NO	Zurich Insurance Group Ltd.	Zurich U.S. Insurance Pool Group	100.000	NO
Rural Community Insurance Company	Zurich American Insurance Company	100.000	NO	Zurich Insurance Group Ltd.	Zurich Ins Group	100.000	NO
Steadfast Insurance Company	Zurich American Insurance Company	100.000	NO	Zurich Insurance Group Ltd.	Zurich U.S. Insurance Pool Group	100.000	NO
Universal Underwriters Insurance Company	Zurich American Insurance Company	100.000	NO	Zurich Insurance Group Ltd.	Zurich U.S. Insurance Pool Group	100.000	NO
Universal Underwriters of Texas Insurance Company	Universal Underwriters Insurance Company	100.000	NO	Zurich Insurance Group Ltd.	Zurich U.S. Insurance Pool Group	100.000	NO
Zurich American Insurance Company	Zurich Holding Company of America, Inc.	100.000	NO	Zurich Insurance Group Ltd.	Zurich U.S. Insurance Pool Group	100.000	NO
Zurich American Insurance Company of Illinois	American Zurich Insurance Company	100.000	NO	Zurich Insurance Group Ltd.	Zurich U.S. Insurance Pool Group	100.000	NO
Zurich American Life Insurance Company	Zurich American Company, LLC	100.000	NO	Zurich Insurance Group Ltd.	Zurich Ins Group	100.000	NO
Zurich American Life Insurance Company of New York	Zurich American Life Insurance Company	100.000	NO	Zurich Insurance Group Ltd.	Zurich Ins Group	100.000	NO

99.1

SCHEDULE Y

PART 3 - ULTIMATE CONTROLLING PARTY AND LISTING OF OTHER U.S. INSURANCE GROUPS OR ENTITIES UNDER THAT ULTIMATE CONTROLLING PARTY'S CONTROL

1 Insurers in Holding Company	2 Owners with Greater Than 10% Ownership	3 Ownership Percentage Column 2 of Column 1	4 Granted Disclaimer of Control/ Affiliation of Column 2 Over Column 1 (Yes/No)	5 Ultimate Controlling Party	6 U.S. Insurance Groups or Entities Controlled by Column 5	7 Ownership Percentage (Column 5 of Column 6)	8 Granted Disclaimer of Control/ Affiliation of Column 5 Over Column 6 (Yes/No)
Note 1 Farmers Insurance Exchange, formed and organized pursuant to California Insurance Code Section 1280, et seq., is owned by its policyholders. Its attorney-in-fact, Farmers Group, Inc., dba Farmers Underwriters Association, which is a subsidiary of Zurich Insurance Group Ltd. (See also Schedule Y, Part 1A)							
Note 2 Farmers Lloyds Insurance Company of Texas is a Texas company managed by Farmers Lloyds, Inc.							
Note 3 Farmers Texas County Mutual Insurance Company, formed and organized pursuant to Chapter 912 of the Texas Insurance Code, is managed by Farmers Group, Inc., dba Farmers Underwriters Association							
Note 4 Fire Insurance Exchange, formed and organized pursuant to California Insurance Code Section 1280, et seq., is owned by its policyholders. Its attorney-in-fact, Fire Underwriters Association, which is a subsidiary of Zurich Insurance Group Ltd. (See also Schedule Y, Part 1A)							
Note 5 Foremost County Mutual Insurance Company is a Texas County mutual insurance company managed by Foremost Insurance Company Grand Rapids, Michigan							
Note 6 Foremost Lloyds of Texas is a Texas company managed by Foremost Insurance Company Grand Rapids, Michigan.							
Note 7 Truck Insurance Exchange, formed and organized pursuant to California Insurance Code Section 1280, et seq., is owned by its policyholders. Its attorney-in-fact, Truck Underwriters Association, which is a subsidiary of Zurich Insurance Group Ltd. (See also Schedule Y, Part 1A)							

ANNUAL STATEMENT FOR THE YEAR 2021 OF THE Bristol West Casualty Insurance Company
SUPPLEMENTAL EXHIBITS AND SCHEDULES INTERROGATORIES








The following supplemental reports are required to be filed as part of your statement filing unless specifically waived by the domiciliary state. However, in the event that your domiciliary state waives the filing requirement, your response of **WAIVED** to the specific interrogatory will be accepted in lieu of filing a "NONE" report and a bar code will be printed below. If the supplement is required of your company but is not being filed for whatever reason enter **SEE EXPLANATION** and provide an explanation following the interrogatory questions.

	Responses
MARCH FILING	
1. Will an actuarial opinion be filed by March 1?	YES
2. Will the Supplemental Compensation Exhibit be filed with the state of domicile by March 1?	YES
3. Will the confidential Risk-based Capital Report be filed with the NAIC by March 1?	YES
4. Will the confidential Risk-based Capital Report be filed with the state of domicile, if required by March 1?	YES
APRIL FILING	
5. Will the Insurance Expense Exhibit be filed with the state of domicile and the NAIC by April 1?	YES
6. Will Management's Discussion and Analysis be filed by April 1?	YES
7. Will the Supplemental Investment Risk Interrogatories be filed by April 1?	YES
MAY FILING	
8. Will this company be included in a combined annual statement which is filed with the NAIC by May 1?	YES
JUNE FILING	
9. Will an audited financial report be filed by June 1?	YES
10. Will Accountant's Letter of Qualifications be filed with the state of domicile and electronically with the NAIC by June 1?	YES

The following supplemental reports are required to be filed as part of your annual statement filing **if your company is engaged in the type of business covered by the supplement. However, in the event that your company does not transact the type of business for which the special report must be filed, your response of NO to the specific interrogatory will be accepted in lieu of filing a "NONE" report and a bar code will be printed below.** If the supplement is required of your company but is not being filed for whatever reason enter **SEE EXPLANATION** and provide an explanation following the interrogatory questions.

MARCH FILING	
11. Will Schedule SIS (Stockholder Information Supplement) be filed with the state of domicile by March 1?	NO
12. Will the Financial Guaranty Insurance Exhibit be filed by March 1?	NO
13. Will the Medicare Supplement Insurance Experience Exhibit be filed with the state of domicile and the NAIC by March 1?	NO
14. Will Supplement A to Schedule T (Medical Professional Liability Supplement) be filed by March 1?	NO
15. Will the Trusteed Surplus Statement be filed with the state of domicile and the NAIC by March 1?	NO
16. Will the Premiums Attributed to Protected Cells Exhibit be filed by March 1?	NO
17. Will the Reinsurance Summary Supplemental Filing for General Interrogatory 9 be filed with the state of domicile and the NAIC by March 1?	NO
18. Will the Medicare Part D Coverage Supplement be filed with the state of domicile and the NAIC by March 1?	NO
19. Will the confidential Actuarial Opinion Summary be filed with the state of domicile, if required, by March 15 (or the date otherwise specified)?	YES
20. Will the Reinsurance Attestation Supplement be filed with the state of domicile and the NAIC by March 1?	YES
21. Will the Exceptions to the Reinsurance Attestation Supplement be filed with the state of domicile by March 1?	NO
22. Will the Bail Bond Supplement be filed with the state of domicile and the NAIC by March 1?	NO
23. Will the Director and Officer Insurance Coverage Supplement be filed with the state of domicile and the NAIC by March 1?	NO
24. Will an approval from the reporting entity's state of domicile for relief related to the five-year rotation requirement for lead audit partner be filed electronically with the NAIC by March 1?	NO
25. Will an approval from the reporting entity's state of domicile for relief related to the one-year cooling off period for independent CPA be filed electronically with the NAIC by March 1?	NO
26. Will an approval from the reporting entity's state of domicile for relief related to the Requirements for Audit Committees be filed electronically with the NAIC by March 1?	NO
27. Will the Supplemental Schedule for Reinsurance Counterparty Reporting Exception - Asbestos and Pollution Contracts be filed with the state of domicile and the NAIC by March 1?	NO
APRIL FILING	
28. Will the Credit Insurance Experience Exhibit be filed with the state of domicile and the NAIC by April 1?	NO
29. Will the Long-term Care Experience Reporting Forms be filed with the state of domicile and the NAIC by April 1?	NO
30. Will the Accident and Health Policy Experience Exhibit be filed by April 1?	NO
31. Will the Supplemental Health Care Exhibit (Parts 1, 2 and 3) be filed with the state of domicile and the NAIC by April 1?	NO
32. Will the regulator only (non-public) Supplemental Health Care Exhibit's Expense Allocation Report be filed with the state of domicile and the NAIC by April 1?	NO
33. Will the Cybersecurity and Identity Theft Insurance Coverage Supplement be filed with the state of domicile and the NAIC by April 1?	NO
34. Will the Life, Health & Annuity Guaranty Association Assessable Premium Exhibit - Parts 1 and 2 be filed with the state of domicile and the NAIC by April 1?	NO
35. Will the Private Flood Insurance Supplement be filed with the state of domicile and the NAIC by April 1?	NO
36. Will the Mortgage Guaranty Insurance Exhibit be filed with the state of domicile and the NAIC by April 1?	NO
AUGUST FILING	
37. Will Management's Report of Internal Control Over Financial Reporting be filed with the state of domicile by August 1?	YES

- Explanations:**
- 11.
 - 12.
 - 13.
 - 14.
 - 15.
 - 16.
 - 17.
 - 18.
 - 21.
 - 22.
 - 23.
 - 24.
 - 25.
 - 26.
 - 27.
 - 28.
 - 29.
 - 30.
 - 31.
 - 32.
 - 33.
 - 34.
 - 35.
 - 36.

Bar Codes:	
11. SIS Stockholder Information Supplement [Document Identifier 420]	
12. Financial Guaranty Insurance Exhibit [Document Identifier 240]	
13. Medicare Supplement Insurance Experience Exhibit [Document Identifier 360]	
14. Supplement A to Schedule T [Document Identifier 455]	
15. Trusteed Surplus Statement [Document Identifier 490]	
16. Premiums Attributed to Protected Cells Exhibit [Document Identifier 385]	
17. Reinsurance Summary Supplemental Filing [Document Identifier 401]	

ANNUAL STATEMENT FOR THE YEAR 2021 OF THE Bristol West Casualty Insurance Company
SUPPLEMENTAL EXHIBITS AND SCHEDULES INTERROGATORIES

18. Medicare Part D Coverage Supplement [Document Identifier 365]



21. Exceptions to the Reinsurance Attestation Supplement [Document Identifier 400]



22. Bail Bond Supplement [Document Identifier 500]



23. Director and Officer Insurance Coverage Supplement [Document Identifier 505]



24. Relief from the five-year rotation requirement for lead audit partner [Document Identifier 224]



25. Relief from the one-year cooling off period for independent CPA [Document Identifier 225]



26. Relief from the Requirements for Audit Committees [Document Identifier 226]



27. Reinsurance Counterparty Reporting Exception – Asbestos and Pollution Contracts [Document Identifier 555]



28. Credit Insurance Experience Exhibit [Document Identifier 230]



29. Long-Term Care Experience Reporting Forms [Document Identifier 306]



30. Accident and Health Policy Experience Exhibit [Document Identifier 210]



31. Supplemental Health Care Exhibit (Parts 1, 2 and 3) [Document Identifier 216]



32. Supplemental Health Care Exhibit's Expense Allocation Report [Document Identifier 217]



33. Cybersecurity and Identity Theft Insurance Coverage Supplement [Document Identifier 550]



34. Life, Health & Annuity Guaranty Association Assessable Premium Exhibit - Parts 1 and 2 [Document Identifier 290]



35. Private Flood Insurance Supplement [Document Identifier 560]



36. Will the Mortgage Guaranty Insurance Exhibit [Document Identifier 565]



OVERFLOW PAGE FOR WRITE-INS

NONE