



PROPERTY AND CASUALTY COMPANIES - ASSOCIATION EDITION

ANNUAL STATEMENT

FOR THE YEAR ENDED DECEMBER 31, 2021
OF THE CONDITION AND AFFAIRS OF THE

GREAT AMERICAN CONTEMPORARY INSURANCE COMPANY

NAIC Group Code 0084 0084 NAIC Company Code 10646 Employer's ID Number 36-4079497
(Current) (Prior)

Organized under the Laws of OH, State of Domicile or Port of Entry OH
 Country of Domicile United States of America

Incorporated/Organized 04/16/1996 Commenced Business 05/02/1996

Statutory Home Office 301 E Fourth Street, Cincinnati, OH, US 45202
(Street and Number) (City or Town, State, Country and Zip Code)

Main Administrative Office 301 E Fourth Street
(Street and Number)
Cincinnati, OH, US 45202 513-369-5000
(City or Town, State, Country and Zip Code) (Area Code) (Telephone Number)

Mail Address 301 E Fourth Street, Cincinnati, OH, US 45202
(Street and Number or P.O. Box) (City or Town, State, Country and Zip Code)

Primary Location of Books and Records 301 E Fourth Street
(Street and Number)
Cincinnati, OH, US 45202 513-369-5000
(City or Town, State, Country and Zip Code) (Area Code) (Telephone Number)

Internet Website Address www.greatamericaninsurancegroup.com

Statutory Statement Contact Robert James Schwartz, 513-369-5000
(Name) (Area Code) (Telephone Number)
statutoryfilings@gaig.com 513-369-5830
(E-mail Address) (FAX Number)

OFFICERS

President Gary John Gruber Vice President & Controller Robert James Schwartz
 Secretary Matthew David Felvus Vice President & Actuary Lisa Ann Hays

OTHER

<u>Anthony Joseph Mercurio, Executive Vice President</u>	<u>Michael Eugene Sullivan Jr., Executive Vice President</u>	<u>David Lawrence Thompson Jr., Executive Vice President</u>
<u>Sue Ann Erhart, Senior Vice President & General Counsel</u>	<u>Aaron Beasy Latto, Senior Vice President</u>	<u>James Louis Muething, Senior Vice President</u>
<u>Carol Prevatt Sipe, Senior Vice President</u>	<u>Bruce Robert Smith Jr., Senior Vice President</u>	<u>David John Witzgall, Senior Vice President, CFO & Treasurer</u>
<u>Annette Denise Gardner, Vice President & Assistant Treasurer</u>	<u>John William Tholen, Vice President</u>	<u>Magdalena Franziska Kulik Grossman, Chief Compliance Officer</u>
<u>Stephen Charles Beraha, Assistant Vice President & Assistant Secretary</u>	<u>Howard Kim Baird, Assistant Treasurer</u>	<u>Robert Jude Zbacnik, Assistant Treasurer</u>

DIRECTORS OR TRUSTEES

<u>Michelle Ann Gillis</u>	<u>Gary John Gruber</u>	<u>Anthony Joseph Mercurio #</u>
<u>Michael Eugene Sullivan Jr.</u>	<u>David Lawrence Thompson Jr.</u>	<u>David John Witzgall</u>

State of Ohio SS
 County of Hamilton


The officers of this reporting entity being duly sworn, each depose and say that they are the described officers of said reporting entity, and that on the reporting period stated above, all of the herein described assets were the absolute property of the said reporting entity, free and clear from any liens or claims thereon, except as herein stated, and that this statement, together with related exhibits, schedules and explanations therein contained, annexed or referred to, is a full and true statement of all the assets and liabilities and of the condition and affairs of the said reporting entity as of the reporting period stated above, and of its income and deductions therefrom for the period ended, and have been completed in accordance with the NAIC Annual Statement Instructions and Accounting Practices and Procedures manual except to the extent that: (1) state law may differ; or, (2) that state rules or regulations require differences in reporting not related to accounting practices and procedures, according to the best of their information, knowledge and belief, respectively. Furthermore, the scope of this attestation by the described officers also includes the related corresponding electronic filing with the NAIC, when required, that is an exact copy (except for formatting differences due to electronic filing) of the enclosed statement. The electronic filing may be requested by various regulators in lieu of or in addition to the enclosed statement.

 _____ David Lawrence Thompson Jr. President [effective 2/1/2022]	 _____ Matthew David Felvus Secretary	 _____ Robert James Schwartz Vice President & Controller
--	--	---

Subscribed and sworn to before me this 11th day of February, 2022

- a. Is this an original filing? Yes [] No []
 b. If no,
 1. State the amendment number.....
 2. Date filed
 3. Number of pages attached.....

Holly M. Clayton
Notary Public State of Ohio
April 28, 2025





ANNUAL STATEMENT FOR THE YEAR 2021 OF THE GREAT AMERICAN CONTEMPORARY INSURANCE COMPANY

EXHIBIT OF PREMIUMS AND LOSSES (Statutory Page 14)

NAIC Group Code 0084

BUSINESS IN THE STATE OF

DURING THE YEAR 2021

NAIC Company Code 10646

Line of Business	Gross Premiums, Including Policy and Membership Fees, Less Return Premiums and Premiums on Policies not Taken		3 Dividends Paid or Credited to Policyholders on Direct Business	4 Direct Unearned Premium Reserves	5 Direct Losses Paid (deducting salvage)	6 Direct Losses Incurred	7 Direct Losses Unpaid	8 Direct Defense and Cost Containment Expense Paid	9 Direct Defense and Cost Containment Expense Incurred	10 Direct Defense and Cost Containment Expense Unpaid	11 Commissions and Brokerage Expenses	12 Taxes, Licenses and Fees
	1 Direct Premiums Written	2 Direct Premiums Earned										
1. Fire												
2.1 Allied lines												
2.2 Multiple peril crop												
2.3 Federal flood												
2.4 Private crop												
2.5 Private flood												
3. Farmowners multiple peril												
4. Homeowners multiple peril												
5.1 Commercial multiple peril (non-liability portion)												
5.2 Commercial multiple peril (liability portion)												
6. Mortgage guaranty												
8. Ocean marine												
9. Inland marine												
10. Financial guaranty												
11. Medical professional liability												
12. Earthquake												
13. Group accident and health (b)												
14. Credit accident and health (group and individual)												
15.1 Collectively renewable accident and health (b)												
15.2 Non-cancelable accident and health(b)												
15.3 Guaranteed renewable accident and health(b)												
15.4 Non-renewable for stated reasons only (b)												
15.5 Other accident only												
15.6 Medicare Title XVIII exempt from state taxes or fees												
15.7 All other accident and health (b)												
15.8 Federal employees health benefits plan premium (b)												
16. Workers' compensation												
17.1 Other Liability - occurrence												
17.2 Other Liability - claims made												
17.3 Excess workers' compensation												
18. Products liability												
19.1 Private passenger auto no-fault (personal injury protection)												
19.2 Other private passenger auto liability												
19.3 Commercial auto no-fault (personal injury protection)												
19.4 Other commercial auto liability												
21.1 Private passenger auto physical damage												
21.2 Commercial auto physical damage												
22. Aircraft (all perils)												
23. Fidelity												
24. Surety												
26. Burglary and theft												
27. Boiler and machinery												
28. Credit												
29. International												
30. Warranty												
34. Aggregate write-ins for other lines of business												
35. TOTALS (a)												
DETAILS OF WRITE-INS												
3401.												
3402.												
3403.												
3498. Summary of remaining write-ins for Line 34 from overflow page												
3499. Totals (Lines 3401 thru 3403 plus 3498)(Line 34 above)												

NONE

(a) Finance and service charges not included in Lines 1 to 35 \$

(b) For health business on indicated lines report: Number of persons insured under PPO managed care products and number of persons insured under indemnity only products

ANNUAL STATEMENT FOR THE YEAR 2021 OF THE GREAT AMERICAN CONTEMPORARY INSURANCE COMPANY

SCHEDULE F - PART 1

Assumed Reinsurance as of December 31, Current Year (\$000 Omitted)

1 ID Number	2 NAIC Com- pany Code	3 Name of Reinsured	4 Domiciliary Jurisdiction	5 Assumed Premium	Reinsurance On		8 Cols. 6 + 7	9 Contingent Commissions Payable	10 Assumed Premiums Receivable	11 Unearned Premium	12 Funds Held By or Deposited With Reinsured Companies	13 Letters of Credit Posted	14 Amount of Assets Pledged or Compensating Balances to Secure Letters of Credit	15 Amount of Assets Pledged or Collateral Held in Trust
					6 Paid Losses and Loss Adjustment Expenses	7 Known Case Losses and LAE								
59-3269531	10335	BRIDGEFIELD CASUALTY INSURANCE COMPANY	FL	404,392	0	179,835	179,835	0	0	4,797	0	0	0	0
59-1835212	10701	BRIDGEFIELD EMPLOYERS INSURANCE COMPANY	FL	134,246	0	131,001	131,001	0	0	319	0	0	0	0
31-1054123	43753	REPUBLIC INDEMNITY COMPANY OF CALIFORNIA	CA	120,942	0	145,863	145,863	0	0	2,936	0	0	0	0
95-2801326	22179	REPUBLIC INDEMNITY COMPANY OF AMERICA	CA	58,933	0	209,094	209,094	0	0	6,746	0	0	0	0
0199999. Affiliates - U.S. Intercompany Pooling				718,513	0	665,793	665,793	0	0	14,798	0	0	0	0
0499999. Total - U.S. Non-Pool				0	0	0	0	0	0	0	0	0	0	0
0799999. Total - Other (Non-U.S.)				0	0	0	0	0	0	0	0	0	0	0
0899999. Total - Affiliates				718,513	0	665,793	665,793	0	0	14,798	0	0	0	0
1299999. Total - Pools and Associations				0	0	0	0	0	0	0	0	0	0	0
9999999 Totals				718,513	0	665,793	665,793	0	0	14,798	0	0	0	0

SCHEDULE F - PART 2

Premium Portfolio Reinsurance Effected or (Canceled) during Current Year

1 ID Number	2 NAIC Com- pany Code	3 Name of Company	4 Date of Contract	5 Original Premium	6 Reinsurance Premium
NONE					

ANNUAL STATEMENT FOR THE YEAR 2021 OF THE GREAT AMERICAN CONTEMPORARY INSURANCE COMPANY

SCHEDULE F - PART 3

Ceded Reinsurance as of December 31, Current Year (\$000 Omitted)

1 ID Number	2 NAIC Com- pany Code	3 Name of Reinsurer	4 Domiciliary Jurisdiction	5 Special Code	6 Reinsurance Premiums Ceded	Reinsurance Recoverable On										16 Amount in Dispute included in Column 15	Reinsurance Payable		19 Net Amount Recoverable From Reinsurers Cols. 15 - [17 + 18]	20 Funds Held by Company Under Reinsurance Treaties
						7 Paid Losses	8 Paid LAE	9 Known Case Loss Reserves	10 Known Case LAE Reserves	11 IBNR Loss Reserves	12 IBNR LAE Reserves	13 Unearned Premiums	14 Contingent Commis- sions	15 Columns 7 through 14 Totals	17 Ceded Balances Payable		18 Other Amounts Due to Reinsurers			
31-0501234	16691	GREAT AMERICAN INSURANCE COMPANY	OH		1,255	450	43	2,151	62	397	63	0	0	3,166	0	856	0	2,310	0	
0399999. Total Authorized - Affiliates - U.S. Non-Pool - Other					1,255	450	43	2,151	62	397	63	0	0	3,166	0	856	0	2,310	0	
0499999. Total Authorized - Affiliates - U.S. Non-Pool					1,255	450	43	2,151	62	397	63	0	0	3,166	0	856	0	2,310	0	
0799999. Total Authorized - Affiliates - Other (Non-U.S.)					0	0	0	0	0	0	0	0	0	0	0	0	0	0	0	0
0899999. Total Authorized - Affiliates					1,255	450	43	2,151	62	397	63	0	0	3,166	0	856	0	2,310	0	
05-0254496	10014	AFFILIATED FM INSURANCE COMPANY	RI		0	(1)	(1)	57	1	11	2	0	0	69	0	0	0	69	0	
13-5124990	19380	AMERICAN HOME ASSURANCE COMPANY	NY		0	0	0	5	0	1	0	0	0	6	0	0	0	6	0	
06-1430254	10348	ARCH REINSURANCE COMPANY CHURCH MUTUAL INSURANCE COMPANY, STOCK	DE		247	0	0	0	0	0	0	0	0	0	0	(17)	0	17	0	
39-0712210	18767	INSURER	WI		88	0	0	0	0	107	0	0	0	107	0	0	0	107	0	
36-2114545	20443	CONTINENTAL CASUALTY COMPANY	IL		0	112	3	3,875	167	3,950	328	0	0	8,435	0	0	0	8,435	0	
39-0264050	21458	EMPLOYERS INSURANCE COMPANY OF WAUSAU	WI		0	104	21	63	1	12	2	0	0	203	0	0	0	203	0	
22-2005057	26921	EVEREST REINSURANCE COMPANY	DE		224	0	0	0	0	0	0	0	0	0	0	(10)	0	10	0	
13-1963496	20281	FEDERAL INSURANCE COMPANY	IN		0	7	0	512	1	376	74	0	0	970	0	0	0	970	0	
13-2673100	22039	GENERAL REINSURANCE CORPORATION	DE		452	110	(49)	15,723	267	2,972	459	0	0	19,482	0	(50)	0	19,532	0	
06-0383750	19682	HARTFORD FIRE INSURANCE COMPANY	CT		0	0	0	16	0	3	0	0	0	19	0	0	0	19	0	
23-0723970	22713	INSURANCE COMPANY OF NORTH AMERICA	PA		0	136	0	1,755	18	1,083	55	0	0	3,047	0	0	0	3,047	0	
06-1481194	10829	MARKEL GLOBAL REINSURANCE COMPANY	DE		115	0	0	44	0	8	1	0	0	53	0	(13)	0	66	0	
13-4924125	10227	MUNICH REINSURANCE AMERICA, INC	DE		151	62	12	870	22	168	24	0	0	1,158	0	(17)	160	1,015	0	
06-0493340	67814	NASSAU LIFE INSURANCE COMPANY NATIONAL UNION FIRE INSURANCE CO OF	NY		0	10	2	530	2	100	16	0	0	660	0	0	0	660	0	
25-0687550	19445	PITTSBURGH	PA		0	1	0	19	0	26	0	0	0	46	0	0	0	46	0	
25-0410420	24147	OLD REPUBLIC INSURANCE COMPANY	PA		0	99	0	3,365	180	2,326	171	0	0	6,141	0	0	0	6,141	0	
13-3031176	38636	PARTNER REINSURANCE COMPANY OF THE US	NY		1,668	23	(2)	3,461	6	4,240	25	0	0	7,753	0	(52)	0	7,805	0	
02-0177030	24198	PEERLESS INSURANCE COMPANY	NH		0	248	0	17,951	495	15,209	4,935	0	0	38,838	0	0	0	38,838	0	
20-4790752	12773	PRESCIENT NATIONAL INSURANCE COMPANY	NC		0	0	0	94	7	374	27	0	0	502	0	0	0	502	704	
23-1641984	10219	QBE REINSURANCE CORPORATION	PA		0	2	(2)	149	1	28	4	0	0	182	0	0	0	182	0	
41-0451140	67105	RELIASTAR LIFE INSURANCE COMPANY	MN		0	36	2	393	6	74	11	0	0	522	0	0	0	522	0	
52-1952955	10357	RENAISSANCE REINSURANCE US INC.	MD		143	0	0	1	1	108	0	0	0	110	0	0	0	110	0	
86-0274508	31089	REPNWEST INSURANCE COMPANY	AZ		40	0	0	918	16	684	30	0	0	1,688	0	0	0	1,688	0	
16-0366830	22314	RSUI INDEMNITY COMPANY	NH		0	1	0	0	0	0	0	0	0	1	0	0	0	1	0	
43-0727872	15105	SAFETY NATIONAL CASUALTY CORPORATION	MO		1,735	28	0	1,695	11	9,157	839	0	0	11,730	0	(53)	0	11,783	0	
75-1444207	30058	SCOR REINSURANCE COMPANY	NY		0	14	1	16	0	3	0	0	0	34	0	0	0	34	0	
13-2997499	38776	SIRIUSPOINT AMERICA INSURANCE COMPANY	NY		0	9	0	152	2	29	4	0	0	196	0	0	0	196	0	
13-1675535	25364	SWISS REINSURANCE AMERICA CORPORATION	NY		609	743	(41)	9,740	86	1,892	284	0	0	12,704	0	(74)	0	12,778	0	
94-1517098	25534	TIG INSURANCE COMPANY	CA		0	335	1	3,540	129	3,013	272	0	0	7,290	0	0	0	7,290	0	
13-4032666	10945	TOKIO MARINE AMER INSURANCE COMPANY	NY		0	1	0	32	0	6	1	0	0	40	0	0	0	40	0	
13-5616275	19453	TRANSATLANTIC REINSURANCE COMPANY	NY		0	461	11	786	5	149	23	0	0	974	0	(52)	0	1,026	0	
01-0278678	62235	UNION LIFE INSURANCE COMPANY OF AMERICA	ME		0	0	0	157	2	30	5	0	0	194	0	0	0	194	0	
42-0644327	13021	UNITED FIRE & CASUALTY CO.	IA		156	0	0	0	0	0	0	0	0	0	0	(17)	0	17	0	
48-0921045	39845	WESTPORT INSURANCE CORPORATION	MO		0	48	0	1,435	18	899	73	0	0	2,473	0	0	0	2,473	0	
13-1290712	20583	XL REINSURANCE AMERICA INC	NY		94	0	0	0	0	0	0	0	0	0	0	(11)	0	11	0	
0999999. Total Authorized - Other U.S. Unaffiliated Insurers					6,143	2,179	(53)	67,354	1,444	47,038	7,665	0	0	125,627	0	(366)	160	125,833	704	
AA-1120337	00000	ASPEN INSURANCE UK LIMITED	GBR		623	125	3	3,095	2	543	84	0	0	3,852	0	(70)	0	3,922	0	
AA-1340125	00000	HANNOVER RUECK SE	DEU		0	150	0	32,916	2,085	710	111	0	0	35,972	0	176	0	35,796	5,331	
AA-1126047	00000	LLOYD'S SYNDICATE # 47	GBR		0	0	0	0	0	1	0	0	0	1	0	0	0	1	0	
AA-1126053	00000	LLOYD'S SYNDICATE # 53	GBR		0	1	0	12	0	72	6	0	0	91	0	0	0	91	0	
AA-1126122	00000	LLOYD'S SYNDICATE # 122	GBR		0	0	0	1	0	14	2	0	0	17	0	0	0	17	0	
AA-1126179	00000	LLOYD'S SYNDICATE # 179	GBR		0	0	0	7	0	8	1	0	0	16	0	0	0	16	0	
AA-1126322	00000	LLOYD'S SYNDICATE # 322	GBR		0	0	0	4	0	35	2	0	0	41	0	0	0	41	0	

ANNUAL STATEMENT FOR THE YEAR 2021 OF THE GREAT AMERICAN CONTEMPORARY INSURANCE COMPANY

SCHEDULE F - PART 3

Ceded Reinsurance as of December 31, Current Year (\$000 Omitted)

1 ID Number	2 NAIC Company Code	3 Name of Reinsurer	4 Domiciliary Jurisdiction	5 Special Code	6 Reinsurance Premiums Ceded	Reinsurance Recoverable On										16 Amount in Dispute included in Column 15	Reinsurance Payable		19 Net Amount Recoverable From Reinsurers Cols. 15 - [17 + 18]	20 Funds Held by Company Under Reinsurance Treaties
						7 Paid Losses	8 Paid LAE	9 Known Case Loss Reserves	10 Known Case LAE Reserves	11 IBNR Loss Reserves	12 IBNR LAE Reserves	13 Unearned Premiums	14 Contingent Commis- sions	15 Columns 7 through 14 Totals	17 Ceded Balances Payable		18 Other Amounts Due to Reinsurers			
AA-1126376	.00000	LLOYD'S SYNDICATE # 376	GBR		.0	.0	.0	.0	.0	10	.1	.0	.0	.11	.0	.0	.0	.11	.0	
AA-1126435	.00000	LLOYD'S SYNDICATE # 435	GBR		.0	.0	.0	.1	.0	.1	.0	.0	.0	.2	.0	.0	.0	.2	.0	
AA-1126490	.00000	LLOYD'S SYNDICATE # 490	GBR		.0	.0	.0	.0	.0	.21	.2	.0	.0	.23	.0	.0	.0	.23	.0	
AA-1126510	.00000	LLOYD'S SYNDICATE # 510	GBR		.67	.0	.0	.0	.0	.0	.0	.0	.0	.0	.0	.0	.0	.9	.0	
AA-1126529	.00000	LLOYD'S SYNDICATE # 529	GBR		.0	.0	.0	.7	.0	.8	.1	.0	.0	.16	.0	.0	.0	.16	.0	
AA-1126566	.00000	LLOYD'S SYNDICATE # 566	GBR		.740	.4	.0	.991	.0	1,719	.1	.0	.0	2,715	.0	.0	.0	2,767	.0	
AA-1126609	.00000	LLOYD'S SYNDICATE # 609	GBR		.243	.0	.0	.88	.0	.17	.3	.0	.0	.108	.0	.0	.0	.135	.0	
AA-1126623	.00000	LLOYD'S SYNDICATE # 623	GBR		.10	.0	.0	.0	.0	.0	.0	.0	.0	.0	.0	.0	.0	.1	.0	
AA-1126780	.00000	LLOYD'S SYNDICATE # 780	GBR		.0	.47	.0	.803	.2	.363	.0	.0	.0	1,215	.0	.0	.0	1,200	.0	
AA-1126861	.00000	LLOYD'S SYNDICATE # 861	GBR		.0	.1	.0	.23	.1	.24	.0	.0	.0	.49	.0	.0	.0	.49	.0	
AA-1126925	.00000	LLOYD'S SYNDICATE # 925	GBR		.0	.0	.0	.4	.0	.4	.0	.0	.0	.8	.0	.0	.0	.8	.0	
AA-1126957	.00000	LLOYD'S SYNDICATE # 957	GBR		.0	.1	.0	.9	.1	.35	.2	.0	.0	.48	.0	.0	.0	.48	.0	
AA-1126958	.00000	LLOYD'S SYNDICATE # 958	GBR		.0	.0	.0	.6	.0	.22	.0	.0	.0	.28	.0	.0	.0	.28	.0	
AA-1126959	.00000	LLOYD'S SYNDICATE # 959	GBR		.0	.0	.0	.3	.0	.53	.4	.0	.0	.60	.0	.0	.0	.60	.0	
AA-1127003	.00000	LLOYD'S SYNDICATE # 1003	GBR		.0	.0	.0	.0	.0	.25	.2	.0	.0	.27	.0	.0	.0	.27	.0	
AA-1127007	.00000	LLOYD'S SYNDICATE # 1007	GBR		.0	.0	.0	.0	.0	.37	.3	.0	.0	.40	.0	.0	.0	.40	.0	
AA-1127084	.00000	LLOYD'S SYNDICATE # 1084	GBR		.227	.0	.0	.19	.0	.5	.2	.0	.0	.26	.0	.0	.0	.53	.0	
AA-1127096	.00000	LLOYD'S SYNDICATE # 1096	GBR		.0	.0	.0	.7	.0	.56	.4	.0	.0	.67	.0	.0	.0	.67	.0	
AA-1127101	.00000	LLOYD'S SYNDICATE # 1101	GBR		.0	.2	.0	.31	.2	.207	.16	.0	.0	.258	.0	.0	.0	.258	.0	
AA-1120105	.00000	LLOYD'S SYNDICATE # 1110	GBR		.0	.0	.0	.2	.0	.1	.1	.0	.0	.4	.0	.0	.0	.4	.0	
AA-1127185	.00000	LLOYD'S SYNDICATE # 1185	GBR		.0	.0	.0	.0	.0	.147	.12	.0	.0	.159	.0	.0	.0	.159	.0	
AA-1127200	.00000	LLOYD'S SYNDICATE # 1200	GBR		.0	.0	.0	.66	.0	.0	.0	.0	.0	.66	.0	.0	.0	.66	.0	
AA-1127206	.00000	LLOYD'S SYNDICATE # 1206	GBR		.0	.0	.0	.0	.0	.49	.4	.0	.0	.53	.0	.0	.0	.53	.0	
AA-1127414	.00000	LLOYD'S SYNDICATE # 1414	GBR		.412	.6	.0	1,054	.1	1,425	.3	.0	.0	2,489	.0	.0	.0	2,520	.0	
AA-1120096	.00000	LLOYD'S SYNDICATE # 1880	GBR		.17	.0	.0	.0	.0	.0	.0	.0	.0	.0	.0	.0	.0	.0	.0	
AA-1120084	.00000	LLOYD'S SYNDICATE # 1955	GBR		.99	.0	.0	.66	.0	.12	.2	.0	.0	.80	.0	.0	.0	.91	.0	
AA-1128001	.00000	LLOYD'S SYNDICATE # 2001	GBR		.132	.0	.0	.55	.0	.10	.2	.0	.0	.67	.0	.0	.0	.82	.0	
AA-1128003	.00000	LLOYD'S SYNDICATE # 2003	GBR		.108	.335	.7	15,900	1,223	.9	.1	.0	.0	17,475	.0	.0	.0	17,487	2,140	
AA-1120158	.00000	LLOYD'S SYNDICATE # 2014	GBR		.0	.9	.0	1,692	.2	1,269	.9	.0	.0	2,981	.0	.0	.0	2,981	.0	
AA-1128121	.00000	LLOYD'S SYNDICATE # 2121	GBR		.258	.0	.0	.0	.0	.183	.0	.0	.0	.183	.0	.0	.0	.226	.0	
AA-1128322	.00000	LLOYD'S SYNDICATE # 2322	GBR		.0	.0	.0	.0	.0	.13	.1	.0	.0	.14	.0	.0	.0	.14	.0	
AA-1128376	.00000	LLOYD'S SYNDICATE # 2376	GBR		.0	.0	.0	.0	.0	.2	.0	.0	.0	.2	.0	.0	.0	.2	.0	
AA-1128488	.00000	LLOYD'S SYNDICATE # 2488	GBR		.0	.0	.0	.1	.0	.2	.0	.0	.0	.3	.0	.0	.0	.3	.0	
AA-1128490	.00000	LLOYD'S SYNDICATE # 2490	GBR		.0	.0	.0	.0	.0	.4	.1	.0	.0	.5	.0	.0	.0	.5	.0	
AA-1128987	.00000	LLOYD'S SYNDICATE # 2987	GBR		.996	.65	.0	3,495	.18	.990	.43	.0	.0	4,611	.0	.0	.0	4,598	.0	
AA-1120179	.00000	LLOYD'S SYNDICATE # 2988	GBR		.7	.0	.0	.0	.0	.0	.0	.0	.0	.0	.0	.0	.0	.0	.0	
AA-1129000	.00000	LLOYD'S SYNDICATE # 3000	GBR		.694	.14	.0	1,061	.1	1,063	.4	.0	.0	2,143	.0	.0	.0	2,211	.0	
AA-1120075	.00000	LLOYD'S SYNDICATE # 4020	GBR		.12	.0	.0	.0	.0	.0	.0	.0	.0	.0	.0	.0	.0	.1	.0	
AA-1126004	.00000	LLOYD'S SYNDICATE # 4444	GBR		.0	.1	.0	.216	.0	.177	.1	.0	.0	.395	.0	.0	.0	.395	.0	
AA-1126006	.00000	LLOYD'S SYNDICATE # 4472	GBR		.331	.58	.1	1,277	.8	.33	.6	.0	.0	1,383	.0	.0	.0	1,327	.0	
AA-1120163	.00000	LLOYD'S SYNDICATE # 5678	GBR		.0	.4	.0	.541	.2	.230	.0	.0	.0	.777	.0	.0	.0	.777	.0	
AA-1120198	.00000	LLOYD'S SYNDICATE #1618	GBR		.93	.0	.0	.0	.0	.0	.0	.0	.0	.0	.0	.0	.0	.1	.0	
AA-3190829	.00000	MARKEL BERMUDA LIMITED	BMU		.276	.0	.0	.0	.0	.202	.0	.0	.0	.202	.0	.0	.0	.204	.0	
AA-3190686	.00000	PARTNER REINSURANCE CO LTD	BMU		.0	.0	.0	.0	.0	.0	.0	.0	.0	.0	.0	.0	.0	.0	.0	
AA-1460006	.00000	VAL IDUS RE (SWITZERLAND) LTD	CHE		.0	.0	.0	.66	.0	.0	.0	.0	.0	.66	.0	.0	.0	.51	.0	
1299999		Total Authorized - Other Non-U.S. Insurers			5,343	823	11	63,519	3,348	9,811	337	0	0	77,849	0	(80)	0	77,929	7,471	
1499999		Total Authorized Excluding Protected Cells (Sum of 0899999, 0999999, 1099999, 1199999 and 1299999)			12,741	3,452	1	133,024	4,854	57,246	8,065	0	0	206,642	0	410	160	206,072	8,175	
1899999		Total Unauthorized - Affiliates - U.S. Non-Pool			0	0	0	0	0	0	0	0	0	0	0	0	0	0	0	0
2199999		Total Unauthorized - Affiliates - Other (Non-U.S.)			0	0	0	0	0	0	0	0	0	0	0	0	0	0	0	0

ANNUAL STATEMENT FOR THE YEAR 2021 OF THE GREAT AMERICAN CONTEMPORARY INSURANCE COMPANY

SCHEDULE F - PART 3

Ceded Reinsurance as of December 31, Current Year (\$000 Omitted)

1 ID Number	2 NAIC Com- pany Code	3 Name of Reinsurer	4 Domiciliary Jurisdiction	5 Special Code	6 Reinsurance Premiums Ceded	Reinsurance Recoverable On									16 Amount in Dispute included in Column 15	Reinsurance Payable		19 Net Amount Recoverable From Reinsurers Cols. 15 - [17 + 18]	20 Funds Held by Company Under Reinsurance Treaties	
						7 Paid Losses	8 Paid LAE	9 Known Case Loss Reserves	10 Known Case LAE Reserves	11 IBNR Loss Reserves	12 IBNR LAE Reserves	13 Unearned Premiums	14 Contingent Commis- sions	15 Columns 7 through 14 Totals		17 Ceded Balances Payable	18 Other Amounts Due to Reinsurers			
2299999. Total Unauthorized - Affiliates						0	0	0	0	0	0	0	0	0	0	0	0	0	0	0
23-1502700	21970	BEDIVERE INSURANCE COMPANY	PA		0	2	17	16	0	3	0	0	0	0	38	0	0	0	38	0
00-0000000	00000	PHILADELPHIA REINSURANCE CORPORATION	PA		0	39	0	0	0	0	0	0	0	0	39	0	0	0	39	0
2399999. Total Unauthorized - Other U.S. Unaffiliated Insurers						0	41	17	16	0	3	0	0	0	77	0	0	0	77	0
AA-1120191	00000	CONVEX INSURANCE UK LIMITED	GBR		144	0	0	0	0	0	0	0	0	0	0	0	(7)	0	7	0
AA-3190060	00000	HANNOVER RE (BERMUDA) LTD	BMU		151	0	0	0	0	0	0	0	0	0	0	0	(17)	0	17	0
AA-1780078	00000	PARTNER REINSURANCE EUROPE SE	IRL		0	0	0	1,199	7	0	0	0	0	1,206	0	71	0	1,135	0	
AA-1464100	00000	SCOR SWITZERLAND	CHE		0	0	0	13	0	6	0	0	0	19	0	0	0	19	0	
2699999. Total Unauthorized - Other Non-U.S. Insurers						295	0	0	1,212	7	6	0	0	1,225	0	47	0	1,178	0	
2899999. Total Unauthorized Excluding Protected Cells (Sum of 2299999, 2399999, 2499999, 2599999 and 2699999)						295	41	17	1,228	7	9	0	0	1,302	0	47	0	1,255	0	
3299999. Total Certified - Affiliates - U.S. Non-Pool						0	0	0	0	0	0	0	0	0	0	0	0	0	0	0
3599999. Total Certified - Affiliates - Other (Non-U.S.)						0	0	0	0	0	0	0	0	0	0	0	0	0	0	0
3699999. Total Certified - Affiliates						0	0	0	0	0	0	0	0	0	0	0	0	0	0	0
CR-1460023	00000	RENAISSANCE EUROPE AG	CHE		43	0	0	55	0	0	0	0	0	55	0	0	0	55	0	
CR-1340125	00000	HANNOVER RUECK SE	DEU		1,924	29	0	1,072	(13)	2,276	0	0	0	3,364	0	1	0	3,363	0	
4099999. Total Certified - Other Non-U.S. Insurers						1,967	29	0	1,127	(13)	2,276	0	0	3,419	0	1	0	3,418	0	
4299999. Total Certified Excluding Protected Cells (Sum of 3699999, 3799999, 3899999, 3999999 and 4099999)						1,967	29	0	1,127	(13)	2,276	0	0	3,419	0	1	0	3,418	0	
4699999. Total Reciprocal Jurisdiction - Affiliates - U.S. Non-Pool						0	0	0	0	0	0	0	0	0	0	0	0	0	0	0
4999999. Total Reciprocal Jurisdiction - Affiliates - Other (Non-U.S.)						0	0	0	0	0	0	0	0	0	0	0	0	0	0	0
5099999. Total Reciprocal Jurisdiction - Affiliates						0	0	0	0	0	0	0	0	0	0	0	0	0	0	0
5699999. Total Reciprocal Jurisdiction Excluding Protected Cells (Sum of 5099999, 5199999, 5299999, 5399999 and 5499999)						0	0	0	0	0	0	0	0	0	0	0	0	0	0	0
5799999. Total Authorized, Unauthorized, Reciprocal Jurisdiction and Certified Excluding Protected Cells (Sum of 1499999, 2899999, 4299999 and 5699999)						15,003	3,522	18	135,379	4,848	59,531	8,065	0	211,363	0	458	160	210,745	8,175	
5899999. Total Protected Cells (Sum of 1399999, 2799999, 4199999 and 5599999)						0	0	0	0	0	0	0	0	0	0	0	0	0	0	0
9999999 Totals						15,003	3,522	18	135,379	4,848	59,531	8,065	0	211,363	0	458	160	210,745	8,175	

ANNUAL STATEMENT FOR THE YEAR 2021 OF THE GREAT AMERICAN CONTEMPORARY INSURANCE COMPANY

SCHEDULE F - PART 3 (Continued)

Ceded Reinsurance as of December 31, Current Year (\$000 Omitted)
(Credit Risk)

ID Number From Col. 1	Name of Reinsurer From Col. 3	Collateral				25 Total Funds Held, Payables & Collateral	26 Net Recoverable Net of Funds Held & Collateral	27 Applicable Sch. F Penalty (Col. 78)	Ceded Reinsurance Credit Risk								
		21 Multiple Beneficiary Trusts	22 Letters of Credit	23 Issuing or Confirming Bank Reference Number	24 Single Beneficiary Trusts & Other Allowable Collateral				28 Total Amount Recoverable from Reinsurers Less Penalty (Cols. 15-27)	29 Stressed Recoverable (Col. 28 * 120%)	30 Reinsurance Payable & Funds Held (Cols. 17+18+20; but not in excess of Col. 29)	31 Stressed Net Recoverable (Cols. 29-30)	32 Total Collateral (Cols. 21+22 + 24, not in Excess of Col. 31)	33 Stressed Net Recoverable Net of Collateral Offsets (Cols. 31-32)	34 Reinsurer Designation Equivalent	35 Credit Risk on Collateralized Recoverables (Col. 32 * Factor Applicable to Reinsurer Designation Equivalent in Col. 34)	36 Credit Risk on Un-collateralized Recoverables (Col. 33 * Factor Applicable to Reinsurer Designation Equivalent in Col. 34)
31-0501234	GREAT AMERICAN INSURANCE COMPANY	0	0		0	856	2,310	0	XXX	XXX	XXX	XXX	XXX	XXX	XXX	XXX	XXX
0399999	Total Authorized - Affiliates - U.S. Non-Pool - Other	0	0	XXX	0	856	2,310	0	XXX	XXX	XXX	XXX	XXX	XXX	XXX	XXX	XXX
0499999	Total Authorized - Affiliates - U.S. Non-Pool	0	0	XXX	0	856	2,310	0	XXX	XXX	XXX	XXX	XXX	XXX	XXX	XXX	XXX
0799999	Total Authorized - Affiliates - Other (Non-U.S.)	0	0	XXX	0	0	0	0	0	0	0	0	0	0	XXX	0	0
0899999	Total Authorized - Affiliates	0	0	XXX	0	856	2,310	0	0	0	0	0	0	0	XXX	0	0
05-0254496	AFFILIATED FM INSURANCE COMPANY	0	0		0	0	69	0	69	83	0	83	0	83	3.	0	4
13-5124990	AMERICAN HOME ASSURANCE COMPANY	0	0		0	0	6	0	6	7	0	7	0	7	3.	0	0
06-1430254	ARCH REINSURANCE COMPANY	0	0		0	(17)	17	0	0	(17)	0	17	0	17	3.	0	1
39-0712210	CHURCH MUTUAL INSURANCE COMPANY, STOCK INSURER	0	0		0	0	107	0	107	128	0	128	0	128	3.	0	6
36-2114545	CONTINENTAL CASUALTY COMPANY	0	0		0	0	8,435	0	8,435	10,122	0	10,122	0	10,122	3.	0	486
39-0264050	EMPLOYERS INSURANCE COMPANY OF WAUSAU	0	0		0	0	203	41	162	195	0	195	0	195	3.	0	9
22-2005057	EVEREST REINSURANCE COMPANY	0	0		0	(10)	10	0	0	(10)	0	10	0	10	3.	0	0
13-1963496	FEDERAL INSURANCE COMPANY	0	0		0	0	970	0	970	1,164	0	1,164	0	1,164	2.	0	48
13-2673100	GENERAL REINSURANCE CORPORATION	0	0		0	(50)	19,532	0	19,482	23,378	(50)	23,428	0	23,428	2.	0	961
06-0383750	HARTFORD FIRE INSURANCE COMPANY	0	0		0	0	19	0	19	23	0	23	0	23	3.	0	1
23-0723970	INSURANCE COMPANY OF NORTH AMERICA	0	0		0	0	3,047	1	3,046	3,655	0	3,655	0	3,655	2.	0	150
06-1481194	MARKEL GLOBAL REINSURANCE COMPANY	0	0		0	(13)	66	0	53	64	(13)	77	0	77	3.	0	4
13-4924125	MUNICH REINSURANCE AMERICA, INC	0	0		0	143	1,015	1	1,157	1,389	143	1,246	0	1,246	2.	0	51
06-0493340	NASSAU LIFE INSURANCE COMPANY	0	0		0	0	660	0	660	792	0	792	0	792	5.	0	56
25-0687550	NATIONAL UNION FIRE INSURANCE CO OF PITTSBURGH	0	0		0	0	46	0	46	55	0	55	0	55	3.	0	3
25-0410420	OLD REPUBLIC INSURANCE COMPANY	0	0		0	0	6,141	0	6,141	7,369	0	7,369	0	7,369	3.	0	354
13-3031176	PARTNER REINSURANCE COMPANY OF THE US	0	0		0	(52)	7,805	0	7,753	9,304	(52)	9,356	0	9,356	3.	0	449
02-0177030	PEERLESS INSURANCE COMPANY	0	0		0	0	38,838	0	38,838	46,606	0	46,606	0	46,606	3.	0	2,237
20-4790752	PRESCIENT NATIONAL INSURANCE COMPANY	0	0		0	502	0	0	502	602	0	602	0	602	0.	0	0
23-1641984	QBE REINSURANCE CORPORATION	0	0		0	0	182	0	182	218	0	218	0	218	3.	0	10
41-0451140	RELIASTAR LIFE INSURANCE COMPANY	0	0		0	0	522	1	521	625	0	625	0	625	3.	0	30
52-1952955	RENAISSANCE REINSURANCE US INC.	0	0		0	0	110	0	110	132	0	132	0	132	3.	0	6
86-0274508	REPIWEST INSURANCE COMPANY	0	0		0	0	1,688	0	1,688	2,026	0	2,026	0	2,026	3.	0	97
16-0366830	RSUI INDEMNITY COMPANY	0	0		0	0	1	0	1	1	0	1	0	1	3.	0	0
43-0727872	SAFETY NATIONAL CASUALTY CORPORATION	0	0		0	(53)	11,783	0	11,730	14,076	(53)	14,129	0	14,129	3.	0	678
75-1444207	SCOR REINSURANCE COMPANY	0	0		0	0	34	7	27	33	0	33	0	33	2.	0	1
13-2997499	SIRIUSPOINT AMERICA INSURANCE COMPANY	0	0		0	0	196	39	157	188	0	188	0	188	4.	0	10
13-1675535	SWISS REINSURANCE AMERICA CORPORATION	0	0		0	(74)	12,778	0	12,704	15,245	(74)	15,319	0	15,319	2.	0	628
94-1517098	TIG INSURANCE COMPANY	0	0		0	0	7,290	1,458	5,832	6,998	0	6,998	0	6,998	6.	0	980
13-4032666	TOKIO MARINE AMER INSURANCE COMPANY	0	0		0	0	40	0	40	48	0	48	0	48	3.	0	2
13-5616275	TRANSATLANTIC REINSURANCE COMPANY	0	0		0	(52)	1,026	0	974	1,169	(52)	1,221	0	1,221	3.	0	59
01-0278678	UNUM LIFE INSURANCE COMPANY OF AMERICA	0	0		0	0	194	0	194	233	0	233	0	233	3.	0	11
42-0644327	UNITED FIRE & CASUALTY CO.	0	0		0	(17)	17	0	0	0	(17)	17	0	17	3.	0	1
48-0921045	WESTPORT INSURANCE CORPORATION	0	0		0	0	2,473	0	2,473	2,968	0	2,968	0	2,968	2.	0	122
13-1290712	XL REINSURANCE AMERICA INC	0	0		0	(11)	11	0	0	(11)	0	11	0	11	2.	0	0
0999999	Total Authorized - Other U.S. Unaffiliated Insurers	0	0	XXX	0	296	125,331	1,548	124,079	148,895	396	148,499	0	148,499	XXX	0	7,456
AA-1120337	ASPEN INSURANCE UK LIMITED	0	0		0	(70)	3,922	0	3,852	4,622	(70)	4,692	0	4,692	4.	0	249
AA-1340125	HANNOVER RUECK SE	0	0		0	5,507	30,465	0	35,972	43,166	5,507	37,659	0	37,659	2.	0	1,544

ANNUAL STATEMENT FOR THE YEAR 2021 OF THE GREAT AMERICAN CONTEMPORARY INSURANCE COMPANY

SCHEDULE F - PART 3 (Continued)

Ceded Reinsurance as of December 31, Current Year (\$000 Omitted)
(Credit Risk)

ID Number From Col. 1	Name of Reinsurer From Col. 3	Collateral				25 Total Funds Held, Payables & Collateral	26 Net Recoverable Net of Funds Held & Collateral	27 Applicable Sch. F Penalty (Col. 78)	Ceded Reinsurance Credit Risk								
		21 Multiple Beneficiary Trusts	22 Letters of Credit	23 Issuing or Confirming Bank Reference Number	24 Single Beneficiary Trusts & Other Allowable Collateral				28 Total Amount Recoverable from Reinsurers Less Penalty (Cols. 15-27)	29 Stressed Recoverable (Col. 28 * 120%)	30 Reinsurance Payable & Funds Held (Cols. 17+18+20; but not in excess of Col. 29)	31 Stressed Net Recoverable (Cols. 29-30)	32 Total Collateral (Cols. 21+22 + 24, not in Excess of Col. 31)	33 Stressed Net Recoverable Net of Collateral Offsets (Cols. 31-32)	34 Reinsurer Designation Equivalent	35 Credit Risk on Collateralized Recoverables (Col. 32 * Factor Applicable to Reinsurer Designation Equivalent in Col. 34)	36 Credit Risk on Un-collateralized Recoverables (Col. 33 * Factor Applicable to Reinsurer Designation Equivalent in Col. 34)
AA-1126047	LLOYD'S SYNDICATE # 47	.0	0		0	.0	.1	.0	.1	.1	0	.1	0	.1	3.	.0	0
AA-1126053	LLOYD'S SYNDICATE # 53	.0	0		0	.0	.91	.0	.91	109	0	109	0	109	3.	.0	.5
AA-1126122	LLOYD'S SYNDICATE # 122	.0	0		0	.0	.17	.0	.17	20	0	20	0	20	3.	.0	1
AA-1126179	LLOYD'S SYNDICATE # 179	.0	0		0	.0	.16	.0	.16	19	0	19	0	19	3.	.0	1
AA-1126322	LLOYD'S SYNDICATE # 322	.0	0		0	.0	.41	.0	.41	49	0	49	0	49	3.	.0	2
AA-1126376	LLOYD'S SYNDICATE # 376	.0	0		0	.0	.11	.0	.11	13	0	13	0	13	3.	.0	1
AA-1126435	LLOYD'S SYNDICATE # 435	.0	0		0	.0	.2	.0	.2	2	0	2	0	2	3.	.0	0
AA-1126490	LLOYD'S SYNDICATE # 490	.0	0		0	.0	.23	.0	.23	28	0	28	0	28	3.	.0	1
AA-1126510	LLOYD'S SYNDICATE # 510	.0	0		0	(.9)	.9	.0	0	0	(.9)	.9	0	.9	3.	.0	0
AA-1126529	LLOYD'S SYNDICATE # 529	.0	0		0	.0	.16	.0	.16	19	0	19	0	19	3.	.0	1
AA-1126566	LLOYD'S SYNDICATE # 566	.0	0		0	(.52)	2,767	.0	2,715	3,258	(52)	3,310	0	3,310	3.	.0	159
AA-1126609	LLOYD'S SYNDICATE # 609	.0	0		0	(.27)	135	.0	108	130	(.27)	157	0	157	3.	.0	8
AA-1126623	LLOYD'S SYNDICATE # 623	.0	0		0	(.1)	.1	.0	0	0	(.1)	.1	0	.1	3.	.0	0
AA-1126780	LLOYD'S SYNDICATE # 780	.0	0		0	.15	1,200	.0	1,215	1,458	.15	1,443	0	1,443	3.	.0	69
AA-1126861	LLOYD'S SYNDICATE # 861	.0	0		0	.0	.49	.0	.49	59	0	59	0	59	3.	.0	3
AA-1126925	LLOYD'S SYNDICATE # 925	.0	0		0	.0	.8	.0	.8	10	0	10	0	10	3.	.0	0
AA-1126957	LLOYD'S SYNDICATE # 957	.0	0		0	.0	.48	.0	.48	58	0	58	0	58	3.	.0	3
AA-1126958	LLOYD'S SYNDICATE # 958	.0	0		0	.0	.28	.0	.28	34	0	34	0	34	3.	.0	2
AA-1126959	LLOYD'S SYNDICATE # 959	.0	0		0	.0	.60	.0	.60	72	0	72	0	72	3.	.0	3
AA-1127003	LLOYD'S SYNDICATE # 1003	.0	0		0	.0	.27	.0	.27	32	0	32	0	32	3.	.0	2
AA-1127007	LLOYD'S SYNDICATE # 1007	.0	0		0	.0	.40	.0	.40	48	0	48	0	48	3.	.0	2
AA-1127084	LLOYD'S SYNDICATE # 1084	.0	0		0	(.27)	.53	.0	.26	31	(.27)	58	0	58	3.	.0	3
AA-1127096	LLOYD'S SYNDICATE # 1096	.0	0		0	.0	.67	.0	.67	80	0	80	0	80	3.	.0	4
AA-1127101	LLOYD'S SYNDICATE # 1101	.0	0		0	.0	.258	.0	.258	310	0	310	0	310	3.	.0	15
AA-1120105	LLOYD'S SYNDICATE # 1110	.0	0		0	.0	.4	.0	.4	5	0	5	0	5	3.	.0	0
AA-1127185	LLOYD'S SYNDICATE # 1185	.0	0		0	.0	.159	.0	.159	191	0	191	0	191	3.	.0	9
AA-1127200	LLOYD'S SYNDICATE # 1200	.0	0		0	.15	.51	.0	.66	79	.15	64	0	64	3.	.0	3
AA-1127206	LLOYD'S SYNDICATE # 1206	.0	0		0	.0	.53	.0	.53	64	0	64	0	64	3.	.0	3
AA-1127414	LLOYD'S SYNDICATE # 1414	.0	0		0	(.31)	2,520	.0	2,489	2,987	(.31)	3,018	0	3,018	3.	.0	145
AA-1120096	LLOYD'S SYNDICATE # 1880	.0	0		0	.0	.0	.0	0	0	0	0	0	0	3.	.0	0
AA-1120084	LLOYD'S SYNDICATE # 1955	.0	0		0	(.11)	.91	.0	.80	96	(.11)	107	0	107	3.	.0	5
AA-1128001	LLOYD'S SYNDICATE # 2001	.0	0		0	(.15)	.82	.0	.67	80	(.15)	95	0	95	3.	.0	5
AA-1128003	LLOYD'S SYNDICATE # 2003	.0	0		0	2,128	15,347	.0	17,475	20,970	2,128	18,842	0	18,842	3.	.0	904
AA-1120158	LLOYD'S SYNDICATE # 2014	.0	0		0	.0	2,981	.0	2,981	3,577	0	3,577	0	3,577	3.	.0	172
AA-1128121	LLOYD'S SYNDICATE # 2121	.0	0		0	(.43)	226	.0	183	220	(.43)	263	0	263	3.	.0	13
AA-1128322	LLOYD'S SYNDICATE # 2322	.0	0		0	.0	.14	.0	.14	17	0	17	0	17	3.	.0	1
AA-1128376	LLOYD'S SYNDICATE # 2376	.0	0		0	.0	.2	.0	.2	2	0	2	0	2	3.	.0	0
AA-1128488	LLOYD'S SYNDICATE # 2488	.0	0		0	.0	.3	.0	.3	4	0	4	0	4	3.	.0	0
AA-1128490	LLOYD'S SYNDICATE # 2490	.0	0		0	.0	.5	.0	.5	6	0	6	0	6	3.	.0	0
AA-1128987	LLOYD'S SYNDICATE # 2987	.0	0		0	.13	4,598	.0	4,611	5,533	.13	5,520	0	5,520	3.	.0	265
AA-1120179	LLOYD'S SYNDICATE # 2988	.0	0		0	.0	.0	.0	0	0	0	0	0	0	3.	.0	0
AA-1129000	LLOYD'S SYNDICATE # 3000	.0	0		0	(.68)	2,211	.0	2,143	2,572	(.68)	2,640	0	2,640	3.	.0	127
AA-1120075	LLOYD'S SYNDICATE # 4020	.0	0		0	(.1)	.1	.0	0	0	(.1)	.1	0	.1	3.	.0	0
AA-1126004	LLOYD'S SYNDICATE # 4444	.0	0		0	.0	.395	.0	.395	474	0	474	0	474	3.	.0	23

ANNUAL STATEMENT FOR THE YEAR 2021 OF THE GREAT AMERICAN CONTEMPORARY INSURANCE COMPANY

SCHEDULE F - PART 3 (Continued)

Ceded Reinsurance as of December 31, Current Year (\$000 Omitted)

(Credit Risk)

ID Number From Col. 1	Name of Reinsurer From Col. 3	Collateral				25 Total Funds Held, Payables & Collateral	26 Net Recoverable Net of Funds Held & Collateral	27 Applicable Sch. F Penalty (Col. 78)	Ceded Reinsurance Credit Risk								
		21 Multiple Beneficiary Trusts	22 Letters of Credit	23 Issuing or Confirming Bank Reference Number	24 Single Beneficiary Trusts & Other Allowable Collateral				28 Total Amount Recoverable from Reinsurers Less Penalty (Cols. 15-27)	29 Stressed Recoverable (Col. 28 * 120%)	30 Reinsurance Payable & Funds Held (Cols. 17+18+20; but not in excess of Col. 29)	31 Stressed Net Recoverable (Cols. 29-30)	32 Total Collateral (Cols. 21+22 + 24, not in Excess of Col. 31)	33 Stressed Net Recoverable Net of Collateral Offsets (Cols. 31-32)	34 Reinsurer Designation Equivalent	35 Credit Risk on Collateralized Recoverables (Col. 32 * Factor Applicable to Reinsurer Designation Equivalent in Col. 34)	36 Credit Risk on Un-collateralized Recoverables (Col. 33 * Factor Applicable to Reinsurer Designation Equivalent in Col. 34)
AA-1126006	LLOYD'S SYNDICATE # 4472	0	0		0	56	1,327	0	1,383	1,660	56	1,604	0	1,604	3	0	77
AA-1120163	LLOYD'S SYNDICATE # 5678	0	0		0	0	777	0	777	932	0	932	0	932	3	0	45
AA-1120198	LLOYD'S SYNDICATE #1618	0	0		0	(1)	1	0	0	0	(1)	1	0	1	3	0	0
AA-3190829	MARKEL BERMUDA LIMITED	0	0		0	(2)	204	0	202	242	(2)	244	0	244	3	0	12
AA-3190686	PARTNER REINSURANCE CO LTD	0	0		0	0	0	0	0	0	0	0	0	0	3	0	0
AA-1460006	VALIDUS RE (SWITZERLAND) LTD	0	0		0	15	51	0	66	79	15	64	0	64	3	0	3
1299999	Total Authorized - Other Non-U.S. Insurers	0	0	XXX	0	7,391	70,458	0	77,849	93,419	7,391	86,028	0	86,028	XXX	0	3,889
1499999	Total Authorized Excluding Protected Cells (Sum of 0899999, 0999999, 1099999, 1199999 and 1299999)	0	0	XXX	0	8,543	198,099	1,548	201,928	242,314	7,787	234,527	0	234,527	XXX	0	11,345
1899999	Total Unauthorized - Affiliates - U.S. Non-Pool	0	0	XXX	0	0	0	0	XXX	XXX	XXX	XXX	XXX	XXX	XXX	XXX	XXX
2199999	Total Unauthorized - Affiliates - Other (Non-U.S.)	0	0	XXX	0	0	0	0	0	0	0	0	0	0	XXX	0	0
2299999	Total Unauthorized - Affiliates	0	0	XXX	0	0	0	0	0	0	0	0	0	0	XXX	0	0
23-1502700	BEDIVERE INSURANCE COMPANY	0	0		0	0	38	38	0	0	0	0	0	0	6	0	0
00-0000000	PHILADELPHIA REINSURANCE CORPORATION	0	0		0	0	39	39	0	0	0	0	0	0	6	0	0
2399999	Total Unauthorized - Other U.S. Unaffiliated Insurers	0	0	XXX	0	0	77	77	0	0	0	0	0	0	XXX	0	0
AA-1120191	CONVEX INSURANCE UK LIMITED	0	0		0	(7)	7	0	0	0	(7)	7	0	7	4	0	0
AA-3190060	HANNOVER RE (BERMUDA) LTD	0	0		0	(17)	17	0	0	0	(17)	17	0	17	2	0	1
AA-1780078	PARTNER REINSURANCE EUROPE SE	0	1,341	0001	0	1,206	0	0	1,206	1,447	71	1,376	1,341	35	3	64	2
AA-1464100	SCOR SWITZERLAND	0	0		0	0	19	19	0	0	0	0	0	0	2	0	0
2699999	Total Unauthorized - Other Non-U.S. Insurers	0	1,341	XXX	0	1,182	43	19	1,206	1,447	47	1,400	1,341	59	XXX	64	3
2899999	Total Unauthorized Excluding Protected Cells (Sum of 2299999, 2399999, 2499999, 2599999 and 2699999)	0	1,341	XXX	0	1,182	120	96	1,206	1,447	47	1,400	1,341	59	XXX	64	3
3299999	Total Certified - Affiliates - U.S. Non-Pool	0	0	XXX	0	0	0	0	XXX	XXX	XXX	XXX	XXX	XXX	XXX	XXX	XXX
3599999	Total Certified - Affiliates - Other (Non-U.S.)	0	0	XXX	0	0	0	0	0	0	0	0	0	0	XXX	0	0
3699999	Total Certified - Affiliates	0	0	XXX	0	0	0	0	0	0	0	0	0	0	XXX	0	0
CR-1460023	RENAISSANCE EUROPE AG	55	0		0	55	0	0	55	66	0	66	55	11	3	3	1
CR-1340125	HANNOVER RUECK SE	3,363	0		0	3,364	0	0	3,364	4,037	1	4,036	3,363	673	2	138	28
4099999	Total Certified - Other Non-U.S. Insurers	3,418	0	XXX	0	3,419	0	0	3,419	4,103	1	4,102	3,418	684	XXX	141	28
4299999	Total Certified Excluding Protected Cells (Sum of 3699999, 3799999, 3899999, 3999999 and 4099999)	3,418	0	XXX	0	3,419	0	0	3,419	4,103	1	4,102	3,418	684	XXX	141	28
4699999	Total Reciprocal Jurisdiction - Affiliates - U.S. Non-Pool	0	0	XXX	0	0	0	0	XXX	XXX	XXX	XXX	XXX	XXX	XXX	XXX	XXX
4999999	Total Reciprocal Jurisdiction - Affiliates - Other (Non-U.S.)	0	0	XXX	0	0	0	0	0	0	0	0	0	0	XXX	0	0
5099999	Total Reciprocal Jurisdiction - Affiliates	0	0	XXX	0	0	0	0	0	0	0	0	0	0	XXX	0	0
5699999	Total Reciprocal Jurisdiction Excluding Protected Cells (Sum of 5099999, 5199999, 5299999, 5399999 and 5499999)	0	0	XXX	0	0	0	0	0	0	0	0	0	0	XXX	0	0
5799999	Total Authorized, Unauthorized, Reciprocal Jurisdiction and Certified Excluding Protected Cells (Sum of 1499999, 2899999, 4299999 and 5699999)	3,418	1,341	XXX	0	13,144	198,219	1,644	206,553	247,864	7,835	240,029	4,759	235,270	XXX	205	11,376
5899999	Total Protected Cells (Sum of 1399999, 2799999, 4199999 and 5599999)	0	0	XXX	0	0	0	0	XXX	XXX	XXX	XXX	XXX	XXX	XXX	XXX	XXX
9999999	Totals	3,418	1,341	XXX	0	13,144	198,219	1,644	206,553	247,864	7,835	240,029	4,759	235,270	XXX	205	11,376

ANNUAL STATEMENT FOR THE YEAR 2021 OF THE GREAT AMERICAN CONTEMPORARY INSURANCE COMPANY

SCHEDULE F - PART 3 (Continued)

Ceded Reinsurance as of December 31, Current Year (\$000 Omitted)
(Aging of Ceded Reinsurance)

ID Number From Col. 1	Name of Reinsurer From Col. 3	Reinsurance Recoverable on Paid Losses and Paid Loss Adjustment Expenses						43 Total Due Cols. 37+42 (In total should equal Cols. 7+8)	44 Total Recoverable on Paid Losses & LAE Amounts in Dispute Included in Col. 43	45 Recoverable on Paid Losses & LAE Over 90 Days Past Due Amounts in Dispute Included in Cols. 40 & 41	46 Total Recoverable on Paid Losses & LAE Amounts Not in Dispute (Cols 43-44)	47 Recoverable on Paid Losses & LAE Over 90 Days Past Due Amounts Not in Dispute (Cols. 40 + 41 - 45)	48 Amounts Received Prior 90 Days	49 Percentage Overdue Col. 42/Col. 43	50 Percentage of Amounts More Than 90 Days Overdue Not in Dispute (Col. 47/(Cols. 46+48))	51 Percentage More Than 120 Days Overdue (Col. 41/ Col. 43)	52 Is the Amount in Col. 50 Less Than 20%? (Yes or No)	53 Amounts in Col. 47 for Reinsurers with Values Less Than 20% in Col. 50
		37	Overdue				42 Total Overdue Cols. 38+39 +40+41											
		Current	38 1 - 29 Days	39 30 - 90 Days	40 91 - 120 Days	41 Over 120 Days												
31-0501234	GREAT AMERICAN INSURANCE COMPANY	493	0	0	0	0	0	493	0	0	493	0	0	0.0	0.0	0.0	XXX	0
0399999	Total Authorized - Affiliates - U.S. Non-Pool - Other	493	0	0	0	0	0	493	0	0	493	0	0	0.0	0.0	0.0	XXX	0
0499999	Total Authorized - Affiliates - U.S. Non-Pool	493	0	0	0	0	0	493	0	0	493	0	0	0.0	0.0	0.0	XXX	0
0799999	Total Authorized - Affiliates - Other (Non-U.S.)	0	0	0	0	0	0	0	0	0	0	0	0	0.0	0.0	0.0	XXX	0
0899999	Total Authorized - Affiliates	493	0	0	0	0	0	493	0	0	493	0	0	0.0	0.0	0.0	XXX	0
05-0254496	AFFILIATED FM INSURANCE COMPANY	(2)	0	0	0	0	0	(2)	0	0	(2)	0	0	0.0	0.0	0.0	YES	0
13-5124990	AMERICAN HOME ASSURANCE COMPANY	0	0	0	0	0	0	0	0	0	0	0	0	0.0	0.0	0.0	YES	0
06-1430254	ARCH REINSURANCE COMPANY	0	0	0	0	0	0	0	0	0	0	0	0	0.0	0.0	0.0	YES	0
39-0712210	CHURCH MUTUAL INSURANCE COMPANY, STOCK INSURER	0	0	0	0	0	0	0	0	0	0	0	0	0.0	0.0	0.0	YES	0
36-2114545	CONTINENTAL CASUALTY COMPANY	94	0	0	0	0	0	94	0	0	94	0	0	0.0	0.0	0.0	YES	0
39-0264050	EMPLOYERS INSURANCE COMPANY OF WAUSAU	(2)	0	0	0	126	126	124	0	0	124	126	0	101.6	101.6	101.6	NO	0
22-2005057	EVEREST REINSURANCE COMPANY	0	0	0	0	0	0	0	0	0	0	0	0	0.0	0.0	0.0	YES	0
13-1963496	FEDERAL INSURANCE COMPANY	7	0	0	0	0	0	7	0	0	7	0	0	0.0	0.0	0.0	YES	0
13-2673100	GENERAL REINSURANCE CORPORATION	61	0	0	0	0	0	61	0	0	61	0	0	0.0	0.0	0.0	YES	0
06-0383750	HARTFORD FIRE INSURANCE COMPANY	0	0	0	0	0	0	0	0	0	0	0	0	0.0	0.0	0.0	YES	0
23-0723970	INSURANCE COMPANY OF NORTH AMERICA	128	0	5	0	4	9	137	0	0	137	4	0	6.6	2.9	2.9	YES	4
06-1481194	MARKEL GLOBAL REINSURANCE COMPANY	0	0	0	0	0	0	0	0	0	0	0	0	0.0	0.0	0.0	YES	0
13-4924125	MUNICH REINSURANCE AMERICA, INC	69	0	1	0	3	4	73	0	0	73	3	0	5.5	4.1	4.1	YES	3
06-0493340	NASSAU LIFE INSURANCE COMPANY	12	0	0	0	0	0	12	0	0	12	0	0	0.0	0.0	0.0	YES	0
25-0687550	NATIONAL UNION FIRE INSURANCE CO OF PITTSBURGH	1	0	0	0	0	0	1	0	0	1	0	0	0.0	0.0	0.0	YES	0
25-0410420	OLD REPUBLIC INSURANCE COMPANY	99	0	0	0	0	0	99	0	0	99	0	0	0.0	0.0	0.0	YES	0
13-3031176	PARTNER REINSURANCE COMPANY OF THE US	21	0	0	0	0	0	21	0	0	21	0	0	0.0	0.0	0.0	YES	0
02-0177030	PEERLESS INSURANCE COMPANY	248	0	0	0	0	0	248	0	0	248	0	0	0.0	0.0	0.0	YES	0
20-4790752	PRESCIENT NATIONAL INSURANCE COMPANY	0	0	0	0	0	0	0	0	0	0	0	0	0.0	0.0	0.0	YES	0
23-1641984	QBE REINSURANCE CORPORATION	0	0	0	0	0	0	0	0	0	0	0	0	0.0	0.0	0.0	YES	0
41-0451140	RELIASTAR LIFE INSURANCE COMPANY	30	0	0	0	7	7	37	0	0	37	7	0	18.9	18.9	18.9	YES	7
52-1952955	RENAISSANCE REINSURANCE US INC.	0	0	0	0	0	0	0	0	0	0	0	0	0.0	0.0	0.0	YES	0
86-0274508	REPIWEST INSURANCE COMPANY	40	0	0	0	0	0	40	0	0	40	0	0	0.0	0.0	0.0	YES	0
16-0366830	RSUI INDEMNITY COMPANY	0	0	0	0	1	1	1	0	0	1	1	0	100.0	100.0	100.0	NO	0
43-0727872	SAFETY NATIONAL CASUALTY CORPORATION	28	0	0	0	0	0	28	0	0	28	0	0	0.0	0.0	0.0	YES	0
75-1444207	SCOR REINSURANCE COMPANY	0	0	0	0	15	15	15	0	0	15	15	0	100.0	100.0	100.0	NO	0
13-2997499	SIRIUSPOINT AMERICA INSURANCE COMPANY	2	0	0	0	8	8	10	0	0	10	8	0	80.0	80.0	80.0	NO	0
13-1675535	SWISS REINSURANCE AMERICA CORPORATION	696	0	0	0	0	0	696	0	0	696	0	0	0.0	0.0	0.0	YES	0
94-1517098	TIG INSURANCE COMPANY	82	0	3	160	91	254	336	0	160	336	91	0	75.6	27.1	27.1	NO	0
13-4032666	TOKIO MARINE AMER INSURANCE COMPANY	1	0	0	0	0	0	1	0	0	1	0	0	0.0	0.0	0.0	YES	0
13-5616275	TRANSATLANTIC REINSURANCE COMPANY	11	0	0	0	0	0	11	0	0	11	0	0	0.0	0.0	0.0	YES	0
01-0278678	UNUM LIFE INSURANCE COMPANY OF AMERICA	0	0	0	0	0	0	0	0	0	0	0	0	0.0	0.0	0.0	YES	0
42-0644327	UNITED FIRE & CASUALTY CO.	0	0	0	0	0	0	0	0	0	0	0	0	0.0	0.0	0.0	YES	0
48-0921045	WESTPORT INSURANCE CORPORATION	48	0	0	0	0	0	48	0	0	48	0	0	0.0	0.0	0.0	YES	0
13-1290712	XL REINSURANCE AMERICA INC	0	0	0	0	0	0	0	0	0	0	0	0	0.0	0.0	0.0	YES	0
0999999	Total Authorized - Other U.S. Unaffiliated Insurers	1,674	0	9	160	255	424	2,098	0	160	2,098	255	0	20.2	12.2	12.2	XXX	14
AA-1120337	ASPEN INSURANCE UK LIMITED	127	0	0	0	0	0	127	0	0	127	0	0	0.0	0.0	0.0	YES	0

ANNUAL STATEMENT FOR THE YEAR 2021 OF THE GREAT AMERICAN CONTEMPORARY INSURANCE COMPANY

SCHEDULE F - PART 3 (Continued)

Ceded Reinsurance as of December 31, Current Year (\$000 Omitted)
(Aging of Ceded Reinsurance)

ID Number From Col. 1	Name of Reinsurer From Col. 3	Reinsurance Recoverable on Paid Losses and Paid Loss Adjustment Expenses						43 Total Due Cols. 37+42 (In total should equal Cols. 7+8)	44 Total Recoverable on Paid Losses & LAE Amounts in Dispute Included in Col. 43	45 Recoverable on Paid Losses & LAE Over 90 Days Past Due Amounts Included in Cols. 40 & 41	46 Total Recoverable on Paid Losses & LAE Amounts Not in Dispute (Cols 43-44)	47 Recoverable on Paid Losses & LAE Over 90 Days Past Due Amounts Not in Dispute (Cols. 40 + 41 - 45)	48 Amounts Received Prior 90 Days	49 Percentage Overdue Col. 42/Col. 43	50 Percentage of Amounts More Than 90 Days Overdue Not in Dispute (Col. 47/(Cols. 46+48))	51 Percentage More Than 120 Days Overdue (Col. 41/ Col. 43)	52 Is the Amount in Col. 50 Less Than 20%? (Yes or No)	53 Amounts in Col. 47 for Reinsurers with Values Less Than 20% in Col. 50
		37	Overdue				42 Total Overdue Cols. 38+39 +40+41											
		Current	38 1 - 29 Days	39 30 - 90 Days	40 91 - 120 Days	41 Over 120 Days												
AA-1340125	HANNOVER RUECK SE	150	0	0	0	0	150	0	0	150	0	0	0.0	0.0	0.0	0.0	YES	0
AA-1126047	LLOYD'S SYNDICATE # 47	0	0	0	0	0	0	0	0	0	0	0	0.0	0.0	0.0	0.0	YES	0
AA-1126053	LLOYD'S SYNDICATE # 53	1	0	0	0	0	1	0	0	1	0	0	0.0	0.0	0.0	0.0	YES	0
AA-1126122	LLOYD'S SYNDICATE # 122	0	0	0	0	0	0	0	0	0	0	0	0.0	0.0	0.0	0.0	YES	0
AA-1126179	LLOYD'S SYNDICATE # 179	0	0	0	0	0	0	0	0	0	0	0	0.0	0.0	0.0	0.0	YES	0
AA-1126322	LLOYD'S SYNDICATE # 322	0	0	0	0	0	0	0	0	0	0	0	0.0	0.0	0.0	0.0	YES	0
AA-1126376	LLOYD'S SYNDICATE # 376	0	0	0	0	0	0	0	0	0	0	0	0.0	0.0	0.0	0.0	YES	0
AA-1126435	LLOYD'S SYNDICATE # 435	0	0	0	0	0	0	0	0	0	0	0	0.0	0.0	0.0	0.0	YES	0
AA-1126490	LLOYD'S SYNDICATE # 490	0	0	0	0	0	0	0	0	0	0	0	0.0	0.0	0.0	0.0	YES	0
AA-1126510	LLOYD'S SYNDICATE # 510	0	0	0	0	0	0	0	0	0	0	0	0.0	0.0	0.0	0.0	YES	0
AA-1126529	LLOYD'S SYNDICATE # 529	0	0	0	0	0	0	0	0	0	0	0	0.0	0.0	0.0	0.0	YES	0
AA-1126566	LLOYD'S SYNDICATE # 566	4	0	0	0	0	4	0	0	4	0	0	0.0	0.0	0.0	0.0	YES	0
AA-1126609	LLOYD'S SYNDICATE # 609	0	0	0	0	0	0	0	0	0	0	0	0.0	0.0	0.0	0.0	YES	0
AA-1126623	LLOYD'S SYNDICATE # 623	0	0	0	0	0	0	0	0	0	0	0	0.0	0.0	0.0	0.0	YES	0
AA-1126780	LLOYD'S SYNDICATE # 780	48	0	0	0	0	48	0	0	48	0	0	0.0	0.0	0.0	0.0	YES	0
AA-1126861	LLOYD'S SYNDICATE # 861	0	0	0	0	0	0	0	0	0	0	0	0.0	0.0	0.0	0.0	YES	0
AA-1126925	LLOYD'S SYNDICATE # 925	0	0	0	0	0	0	0	0	0	0	0	0.0	0.0	0.0	0.0	YES	0
AA-1126957	LLOYD'S SYNDICATE # 957	1	0	0	0	0	1	0	0	1	0	0	0.0	0.0	0.0	0.0	YES	0
AA-1126958	LLOYD'S SYNDICATE # 958	0	0	0	0	0	0	0	0	0	0	0	0.0	0.0	0.0	0.0	YES	0
AA-1126959	LLOYD'S SYNDICATE # 959	0	0	0	0	0	0	0	0	0	0	0	0.0	0.0	0.0	0.0	YES	0
AA-1127003	LLOYD'S SYNDICATE # 1003	0	0	0	0	0	0	0	0	0	0	0	0.0	0.0	0.0	0.0	YES	0
AA-1127007	LLOYD'S SYNDICATE # 1007	0	0	0	0	0	0	0	0	0	0	0	0.0	0.0	0.0	0.0	YES	0
AA-1127084	LLOYD'S SYNDICATE # 1084	0	0	0	0	0	0	0	0	0	0	0	0.0	0.0	0.0	0.0	YES	0
AA-1127096	LLOYD'S SYNDICATE # 1096	0	0	0	0	0	0	0	0	0	0	0	0.0	0.0	0.0	0.0	YES	0
AA-1127101	LLOYD'S SYNDICATE # 1101	2	0	0	0	0	2	0	0	2	0	0	0.0	0.0	0.0	0.0	YES	0
AA-1120105	LLOYD'S SYNDICATE # 1110	0	0	0	0	0	0	0	0	0	0	0	0.0	0.0	0.0	0.0	YES	0
AA-1127185	LLOYD'S SYNDICATE # 1185	0	0	0	0	0	0	0	0	0	0	0	0.0	0.0	0.0	0.0	YES	0
AA-1127200	LLOYD'S SYNDICATE # 1200	0	0	0	0	0	0	0	0	0	0	0	0.0	0.0	0.0	0.0	YES	0
AA-1127206	LLOYD'S SYNDICATE # 1206	0	0	0	0	0	0	0	0	0	0	0	0.0	0.0	0.0	0.0	YES	0
AA-1127414	LLOYD'S SYNDICATE # 1414	5	0	0	0	0	5	0	0	5	0	0	0.0	0.0	0.0	0.0	YES	0
AA-1120096	LLOYD'S SYNDICATE # 1880	0	0	0	0	0	0	0	0	0	0	0	0.0	0.0	0.0	0.0	YES	0
AA-1120084	LLOYD'S SYNDICATE # 1955	0	0	0	0	0	0	0	0	0	0	0	0.0	0.0	0.0	0.0	YES	0
AA-1128001	LLOYD'S SYNDICATE # 2001	0	0	0	0	0	0	0	0	0	0	0	0.0	0.0	0.0	0.0	YES	0
AA-1128003	LLOYD'S SYNDICATE # 2003	342	0	0	0	0	342	0	0	342	0	0	0.0	0.0	0.0	0.0	YES	0
AA-1120158	LLOYD'S SYNDICATE # 2014	9	0	0	0	0	9	0	0	9	0	0	0.0	0.0	0.0	0.0	YES	0
AA-1128121	LLOYD'S SYNDICATE # 2121	0	0	0	0	0	0	0	0	0	0	0	0.0	0.0	0.0	0.0	YES	0
AA-1128322	LLOYD'S SYNDICATE # 2322	0	0	0	0	0	0	0	0	0	0	0	0.0	0.0	0.0	0.0	YES	0
AA-1128376	LLOYD'S SYNDICATE # 2376	0	0	0	0	0	0	0	0	0	0	0	0.0	0.0	0.0	0.0	YES	0
AA-1128488	LLOYD'S SYNDICATE # 2488	0	0	0	0	0	0	0	0	0	0	0	0.0	0.0	0.0	0.0	YES	0
AA-1128490	LLOYD'S SYNDICATE # 2490	0	0	0	0	0	0	0	0	0	0	0	0.0	0.0	0.0	0.0	YES	0
AA-1128987	LLOYD'S SYNDICATE # 2987	66	0	0	0	0	66	0	0	66	0	0	0.0	0.0	0.0	0.0	YES	0
AA-1120179	LLOYD'S SYNDICATE # 2988	0	0	0	0	0	0	0	0	0	0	0	0.0	0.0	0.0	0.0	YES	0
AA-1129000	LLOYD'S SYNDICATE # 3000	4	0	10	0	0	14	0	0	14	0	0	71.4	0.0	0.0	0.0	YES	0
AA-1120075	LLOYD'S SYNDICATE # 4020	0	0	0	0	0	0	0	0	0	0	0	0.0	0.0	0.0	0.0	YES	0
AA-1126004	LLOYD'S SYNDICATE # 4444	1	0	0	0	0	1	0	0	1	0	0	0.0	0.0	0.0	0.0	YES	0

ANNUAL STATEMENT FOR THE YEAR 2021 OF THE GREAT AMERICAN CONTEMPORARY INSURANCE COMPANY

SCHEDULE F - PART 3 (Continued)

Ceded Reinsurance as of December 31, Current Year (\$000 Omitted)

(Aging of Ceded Reinsurance)

ID Number From Col. 1	Name of Reinsurer From Col. 3	Reinsurance Recoverable on Paid Losses and Paid Loss Adjustment Expenses						44 Total Recoverable on Paid Losses & LAE Amounts in Dispute Included in Col. 43	45 Recoverable on Paid Losses & LAE Over 90 Days Past Due Amounts in Dispute Included in Cols. 40 & 41	46 Total Recoverable on Paid Losses & LAE Amounts Not in Dispute (Cols 43-44)	47 Recoverable on Paid Losses & LAE Over 90 Days Past Due Amounts Not in Dispute (Cols. 40 + 41 - 45)	48 Amounts Received Prior 90 Days	49 Percentage Overdue Col. 42/Col. 43	50 Percentage of Amounts More Than 90 Days Overdue Not in Dispute (Col. 47/[Cols. 46+48])	51 Percentage More Than 120 Days Overdue (Col. 41/ Col. 43)	52 Is the Amount in Col. 50 Less Than 20%? (Yes or No)	53 Amounts in Col. 47 for Reinsurers with Values Less Than 20% in Col. 50	
		37 Current	Overdue				43 Total Due Cols. 37+42 (In total should equal Cols. 7+8)											
			38 1 - 29 Days	39 30 - 90 Days	40 91 - 120 Days	41 Over 120 Days												42 Total Overdue Cols. 38+39 +40+41
AA-1126006	LLOYD'S SYNDICATE # 4472	60	0	0	0	0	60	0	60	0	0	0.0	0.0	0.0	0.0	YES	0	
AA-1120163	LLOYD'S SYNDICATE # 5678	0	0	0	0	0	0	0	0	0	0	0.0	0.0	0.0	0.0	YES	0	
AA-1120198	LLOYD'S SYNDICATE #1618	0	0	0	0	0	0	0	0	0	0	0.0	0.0	0.0	0.0	YES	0	
AA-3190829	MARKEL BERMUDA LIMITED	0	0	0	0	0	0	0	0	0	0	0.0	0.0	0.0	0.0	YES	0	
AA-3190686	PARTNER REINSURANCE CO LTD	10	0	0	0	0	10	0	10	0	0	0.0	0.0	0.0	0.0	YES	0	
AA-1460006	VALIDUS RE (SWITZERLAND) LTD	0	0	0	0	0	0	0	0	0	0	0.0	0.0	0.0	0.0	YES	0	
1299999	Total Authorized - Other Non-U.S. Insurers	830	0	10	0	0	840	0	840	0	0	0	1.2	0.0	0.0	XXX	0	
1499999	Total Authorized Excluding Protected Cells (Sum of 0899999, 0999999, 1099999, 1199999 and 1299999)	2,997	0	19	160	255	434	3,431	0	160	3,431	255	0	12.6	7.4	7.4	XXX	14
1899999	Total Unauthorized - Affiliates - U.S. Non-Pool	0	0	0	0	0	0	0	0	0	0	0	0.0	0.0	0.0	XXX	0	
2199999	Total Unauthorized - Affiliates - Other (Non-U.S.)	0	0	0	0	0	0	0	0	0	0	0	0.0	0.0	0.0	XXX	0	
2299999	Total Unauthorized - Affiliates	0	0	0	0	0	0	0	0	0	0	0	0.0	0.0	0.0	XXX	0	
23-1502700	BEDIVERE INSURANCE COMPANY	18	0	22	0	1	23	41	0	41	1	0	56.1	2.4	2.4	YES	1	
00-0000000	PHILADELPHIA REINSURANCE CORPORATION	0	0	0	0	39	39	39	0	39	39	0	100.0	100.0	100.0	NO	0	
2399999	Total Unauthorized - Other U.S. Unaffiliated Insurers	18	0	22	0	40	62	80	0	80	40	0	77.5	50.0	50.0	XXX	1	
AA-1120191	CONVEX INSURANCE UK LIMITED	0	0	0	0	0	0	0	0	0	0	0	0.0	0.0	0.0	YES	0	
AA-3190060	HANNOVER RE (BERMUDA) LTD	0	0	0	0	0	0	0	0	0	0	0	0.0	0.0	0.0	YES	0	
AA-1780078	PARTNER REINSURANCE EUROPE SE	0	0	0	0	0	0	0	0	0	0	0	0.0	0.0	0.0	YES	0	
AA-1464100	SCOR SWITZERLAND	0	0	0	0	0	0	0	0	0	0	0	0.0	0.0	0.0	YES	0	
2699999	Total Unauthorized - Other Non-U.S. Insurers	0	0	0	0	0	0	0	0	0	0	0	0.0	0.0	0.0	XXX	0	
2899999	Total Unauthorized Excluding Protected Cells (Sum of 2299999, 2399999, 2499999, 2599999 and 2699999)	18	0	22	0	40	62	80	0	80	40	0	77.5	50.0	50.0	XXX	1	
3299999	Total Certified - Affiliates - U.S. Non-Pool	0	0	0	0	0	0	0	0	0	0	0	0.0	0.0	0.0	XXX	0	
3599999	Total Certified - Affiliates - Other (Non-U.S.)	0	0	0	0	0	0	0	0	0	0	0	0.0	0.0	0.0	XXX	0	
3699999	Total Certified - Affiliates	0	0	0	0	0	0	0	0	0	0	0	0.0	0.0	0.0	XXX	0	
CR-1460023	RENAISSANCE EUROPE AG	0	0	0	0	0	0	0	0	0	0	0	0.0	0.0	0.0	YES	0	
CR-1340125	HANNOVER RUECK SE	29	0	0	0	0	29	29	0	29	0	0	0.0	0.0	0.0	YES	0	
4099999	Total Certified - Other Non-U.S. Insurers	29	0	0	0	0	29	29	0	29	0	0	0.0	0.0	0.0	XXX	0	
4299999	Total Certified Excluding Protected Cells (Sum of 3699999, 3799999, 3899999, 3999999 and 4099999)	29	0	0	0	0	29	29	0	29	0	0	0.0	0.0	0.0	XXX	0	
4699999	Total Reciprocal Jurisdiction - Affiliates - U.S. Non-Pool	0	0	0	0	0	0	0	0	0	0	0	0.0	0.0	0.0	XXX	0	
4999999	Total Reciprocal Jurisdiction - Affiliates - Other (Non-U.S.)	0	0	0	0	0	0	0	0	0	0	0	0.0	0.0	0.0	XXX	0	
5099999	Total Reciprocal Jurisdiction - Affiliates	0	0	0	0	0	0	0	0	0	0	0	0.0	0.0	0.0	XXX	0	
5699999	Total Reciprocal Jurisdiction Excluding Protected Cells (Sum of 5099999, 5199999, 5299999, 5399999 and 5499999)	0	0	0	0	0	0	0	0	0	0	0	0.0	0.0	0.0	XXX	0	

ANNUAL STATEMENT FOR THE YEAR 2021 OF THE GREAT AMERICAN CONTEMPORARY INSURANCE COMPANY

SCHEDULE F - PART 3 (Continued)

Ceded Reinsurance as of December 31, Current Year (\$000 Omitted)
(Aging of Ceded Reinsurance)

ID Number From Col. 1	Name of Reinsurer From Col. 3	Reinsurance Recoverable on Paid Losses and Paid Loss Adjustment Expenses						44 Total Recoverable on Paid Losses & LAE Amounts in Dispute Included in Col. 43	45 Recoverable on Paid Losses & LAE Over 90 Days Past Due Amounts Included in Cols. 40 & 41	46 Total Recoverable on Paid Losses & LAE Amounts Not in Dispute (Cols 43-44)	47 Recoverable on Paid Losses & LAE Over 90 Days Past Due Amounts Not in Dispute (Cols. 40 + 41 - 45)	48 Amounts Received Prior 90 Days	49 Percentage Overdue Col. 42/Col. 43	50 Percentage of Amounts More Than 90 Days Overdue Not in Dispute (Col. 47/[Cols. 46+48])	51 Percentage More Than 120 Days Overdue (Col. 41/ Col. 43)	52 Is the Amount in Col. 50 Less Than 20%? (Yes or No)	53 Amounts in Col. 47 for Reinsurers with Values Less Than 20% in Col. 50	
		37	Overdue				43 Total Due Cols. 37+42 (In total should equal Cols. 7+8)											
		Current	38 1 - 29 Days	39 30 - 90 Days	40 91 - 120 Days	41 Over 120 Days												42 Total Overdue Cols. 38+39 +40+41
5799999. Total Authorized, Unauthorized, Reciprocal Jurisdiction and Certified Excluding Protected Cells (Sum of 1499999, 2899999, 4299999 and 5699999)		3,044	0	41	160	295	496	3,540	0	160	3,540	295	0	14.0	8.3	8.3	XXX	15
5899999. Total Protected Cells (Sum of 1399999, 2799999, 4199999 and 5599999)		0	0	0	0	0	0	0	0	0	0	0	0	0.0	0.0	0.0	XXX	0
9999999 Totals		3,044	0	41	160	295	496	3,540	0	160	3,540	295	0	14.0	8.3	8.3	XXX	15

ANNUAL STATEMENT FOR THE YEAR 2021 OF THE GREAT AMERICAN CONTEMPORARY INSURANCE COMPANY

SCHEDULE F - PART 3 (Continued)

Ceded Reinsurance as of December 31, Current Year (\$000 Omitted)

(Provision for Reinsurance for Certified Reinsurers)

ID Number From Col. 1	Name of Reinsurer From Col. 3	Provision for Certified Reinsurance												Complete if Col. 52 = "No"; Otherwise Enter 0			69 Provision for Overdue Reinsurance Ceded to Certified Reinsurers (Greater of [Col. 62 + Col. 65] or Col.68; not to Exceed Col. 63)
		54	55	56	57	58	59	60	61	62	63	64	65	66	67	68	
		Certified Reinsurer Rating (1 through 6)	Effective Date of Certified Reinsurer Rating	Percent Collateral Required for Full Credit (0% through 100%)	Catastrophe Recoverables Qualifying for Collateral Deferral	Net Recoverables Subject to Collateral Requirements for Full Credit (Col. 19 - Col. 57)	Dollar Amount of Collateral Required (Col. 56 * Col. 58)	Percent of Collateral Provided for Net Recoverables Subject to Collateral Requirements ([Col. 20 + Col. 21 + Col. 24] / Col. 58)	Percent Credit Allowed on Net Recoverables Subject to Collateral Requirements (Col. 60 / Col. 56, not to exceed 100%)	20% of Recoverable on Paid Losses & LAE Over 90 Days Past Due Amounts in Dispute (Col. 45 * 20%)	Amount of Credit Allowed for Net Recoverables (Col. 57 + [Col. 58 * Col. 61])	Provision for Reinsurance with Certified Reinsurers Due to Collateral Deficiency (Col. 19 - Col. 63)	20% of Recoverable on Paid Losses & LAE Over 90 Days Past Due Amounts Not in Dispute (Col. 47 * 20%)	Total Collateral Provided (Col. 20 + Col. 21 + Col. 24, not to Exceed Col. 63)	Net Unsecured Recoverable for Which Credit is Allowed (Col. 63 - Col. 66)	20% of Amount in Col. 67	
31-0501234	GREAT AMERICAN INSURANCE COMPANY	XXX	XXX	XXX	XXX	XXX	XXX	XXX	XXX	XXX	XXX	XXX	XXX	XXX	XXX	XXX	XXX
0399999	Total Authorized - Affiliates - U.S. Non-Pool - Other			XXX	XXX	XXX	XXX	XXX	XXX	XXX	XXX	XXX	XXX	XXX	XXX	XXX	XXX
0499999	Total Authorized - Affiliates - U.S. Non-Pool			XXX	XXX	XXX	XXX	XXX	XXX	XXX	XXX	XXX	XXX	XXX	XXX	XXX	XXX
0799999	Total Authorized - Affiliates - Other (Non-U.S.)			XXX	XXX	XXX	XXX	XXX	XXX	XXX	XXX	XXX	XXX	XXX	XXX	XXX	XXX
0899999	Total Authorized - Affiliates			XXX	XXX	XXX	XXX	XXX	XXX	XXX	XXX	XXX	XXX	XXX	XXX	XXX	XXX
05-0254496	AFFILIATED FM INSURANCE COMPANY	XXX	XXX	XXX	XXX	XXX	XXX	XXX	XXX	XXX	XXX	XXX	XXX	XXX	XXX	XXX	XXX
13-5124990	AMERICAN HOME ASSURANCE COMPANY	XXX	XXX	XXX	XXX	XXX	XXX	XXX	XXX	XXX	XXX	XXX	XXX	XXX	XXX	XXX	XXX
06-1430254	ARCH REINSURANCE COMPANY	XXX	XXX	XXX	XXX	XXX	XXX	XXX	XXX	XXX	XXX	XXX	XXX	XXX	XXX	XXX	XXX
39-0712210	CHURCH MUTUAL INSURANCE COMPANY, STOCK INSURER	XXX	XXX	XXX	XXX	XXX	XXX	XXX	XXX	XXX	XXX	XXX	XXX	XXX	XXX	XXX	XXX
36-2114545	CONTINENTAL CASUALTY COMPANY	XXX	XXX	XXX	XXX	XXX	XXX	XXX	XXX	XXX	XXX	XXX	XXX	XXX	XXX	XXX	XXX
39-0264050	EMPLOYERS INSURANCE COMPANY OF WAUSAU	XXX	XXX	XXX	XXX	XXX	XXX	XXX	XXX	XXX	XXX	XXX	XXX	XXX	XXX	XXX	XXX
22-2005057	EVEREST REINSURANCE COMPANY	XXX	XXX	XXX	XXX	XXX	XXX	XXX	XXX	XXX	XXX	XXX	XXX	XXX	XXX	XXX	XXX
13-1963496	FEDERAL INSURANCE COMPANY	XXX	XXX	XXX	XXX	XXX	XXX	XXX	XXX	XXX	XXX	XXX	XXX	XXX	XXX	XXX	XXX
13-2673100	GENERAL REINSURANCE CORPORATION	XXX	XXX	XXX	XXX	XXX	XXX	XXX	XXX	XXX	XXX	XXX	XXX	XXX	XXX	XXX	XXX
06-0383750	HARTFORD FIRE INSURANCE COMPANY	XXX	XXX	XXX	XXX	XXX	XXX	XXX	XXX	XXX	XXX	XXX	XXX	XXX	XXX	XXX	XXX
23-0723970	INSURANCE COMPANY OF NORTH AMERICA	XXX	XXX	XXX	XXX	XXX	XXX	XXX	XXX	XXX	XXX	XXX	XXX	XXX	XXX	XXX	XXX
06-1481194	MARKEL GLOBAL REINSURANCE COMPANY	XXX	XXX	XXX	XXX	XXX	XXX	XXX	XXX	XXX	XXX	XXX	XXX	XXX	XXX	XXX	XXX
13-4924125	MUNICH REINSURANCE AMERICA, INC	XXX	XXX	XXX	XXX	XXX	XXX	XXX	XXX	XXX	XXX	XXX	XXX	XXX	XXX	XXX	XXX
06-0493340	NASSAU LIFE INSURANCE COMPANY	XXX	XXX	XXX	XXX	XXX	XXX	XXX	XXX	XXX	XXX	XXX	XXX	XXX	XXX	XXX	XXX
25-0687550	NATIONAL UNION FIRE INSURANCE CO OF PITTSBURGH	XXX	XXX	XXX	XXX	XXX	XXX	XXX	XXX	XXX	XXX	XXX	XXX	XXX	XXX	XXX	XXX
25-0410420	OLD REPUBLIC INSURANCE COMPANY	XXX	XXX	XXX	XXX	XXX	XXX	XXX	XXX	XXX	XXX	XXX	XXX	XXX	XXX	XXX	XXX
13-3031176	PARTNER REINSURANCE COMPANY OF THE US	XXX	XXX	XXX	XXX	XXX	XXX	XXX	XXX	XXX	XXX	XXX	XXX	XXX	XXX	XXX	XXX
02-0177030	PEERLESS INSURANCE COMPANY	XXX	XXX	XXX	XXX	XXX	XXX	XXX	XXX	XXX	XXX	XXX	XXX	XXX	XXX	XXX	XXX
20-4790752	PRESCIENT NATIONAL INSURANCE COMPANY	XXX	XXX	XXX	XXX	XXX	XXX	XXX	XXX	XXX	XXX	XXX	XXX	XXX	XXX	XXX	XXX
23-1641984	QBE REINSURANCE CORPORATION	XXX	XXX	XXX	XXX	XXX	XXX	XXX	XXX	XXX	XXX	XXX	XXX	XXX	XXX	XXX	XXX
41-0451140	RELIASTAR LIFE INSURANCE COMPANY	XXX	XXX	XXX	XXX	XXX	XXX	XXX	XXX	XXX	XXX	XXX	XXX	XXX	XXX	XXX	XXX
52-1952955	RENAISSANCE REINSURANCE US INC.	XXX	XXX	XXX	XXX	XXX	XXX	XXX	XXX	XXX	XXX	XXX	XXX	XXX	XXX	XXX	XXX
86-0274508	REPIWEST INSURANCE COMPANY	XXX	XXX	XXX	XXX	XXX	XXX	XXX	XXX	XXX	XXX	XXX	XXX	XXX	XXX	XXX	XXX
16-0366830	RSUI INDEMNITY COMPANY	XXX	XXX	XXX	XXX	XXX	XXX	XXX	XXX	XXX	XXX	XXX	XXX	XXX	XXX	XXX	XXX
43-0727872	SAFETY NATIONAL CASUALTY CORPORATION	XXX	XXX	XXX	XXX	XXX	XXX	XXX	XXX	XXX	XXX	XXX	XXX	XXX	XXX	XXX	XXX
75-1444207	SCOR REINSURANCE COMPANY	XXX	XXX	XXX	XXX	XXX	XXX	XXX	XXX	XXX	XXX	XXX	XXX	XXX	XXX	XXX	XXX
13-2997499	SIRIUSPOINT AMERICA INSURANCE COMPANY	XXX	XXX	XXX	XXX	XXX	XXX	XXX	XXX	XXX	XXX	XXX	XXX	XXX	XXX	XXX	XXX
13-1675535	SWISS REINSURANCE AMERICA CORPORATION	XXX	XXX	XXX	XXX	XXX	XXX	XXX	XXX	XXX	XXX	XXX	XXX	XXX	XXX	XXX	XXX
94-1517098	TIG INSURANCE COMPANY	XXX	XXX	XXX	XXX	XXX	XXX	XXX	XXX	XXX	XXX	XXX	XXX	XXX	XXX	XXX	XXX
13-4032666	TOKIO MARINE AMER INSURANCE COMPANY	XXX	XXX	XXX	XXX	XXX	XXX	XXX	XXX	XXX	XXX	XXX	XXX	XXX	XXX	XXX	XXX
13-5616275	TRANSATLANTIC REINSURANCE COMPANY	XXX	XXX	XXX	XXX	XXX	XXX	XXX	XXX	XXX	XXX	XXX	XXX	XXX	XXX	XXX	XXX
01-0278678	UNUM LIFE INSURANCE COMPANY OF AMERICA	XXX	XXX	XXX	XXX	XXX	XXX	XXX	XXX	XXX	XXX	XXX	XXX	XXX	XXX	XXX	XXX
42-0644327	UNITED FIRE & CASUALTY CO.	XXX	XXX	XXX	XXX	XXX	XXX	XXX	XXX	XXX	XXX	XXX	XXX	XXX	XXX	XXX	XXX
48-0921045	WESTPORT INSURANCE CORPORATION	XXX	XXX	XXX	XXX	XXX	XXX	XXX	XXX	XXX	XXX	XXX	XXX	XXX	XXX	XXX	XXX
13-1290712	XL REINSURANCE AMERICA INC	XXX	XXX	XXX	XXX	XXX	XXX	XXX	XXX	XXX	XXX	XXX	XXX	XXX	XXX	XXX	XXX
0999999	Total Authorized - Other U.S. Unaffiliated Insurers			XXX	XXX	XXX	XXX	XXX	XXX	XXX	XXX	XXX	XXX	XXX	XXX	XXX	XXX

ANNUAL STATEMENT FOR THE YEAR 2021 OF THE GREAT AMERICAN CONTEMPORARY INSURANCE COMPANY

SCHEDULE F - PART 3 (Continued)

Ceded Reinsurance as of December 31, Current Year (\$000 Omitted)
(Provision for Reinsurance for Certified Reinsurers)

ID Number From Col. 1	Name of Reinsurer From Col. 3	Provision for Certified Reinsurance													Complete if Col. 52 = "No"; Otherwise Enter 0			69 Provision for Overdue Reinsurance Ceded to Certified Reinsurers (Greater of [Col. 62 + Col. 65] or Col.68; not to Exceed Col. 63)
		54	55	56	57	58	59	60	61	62	63	64	65	66	67	68		
		Certified Reinsurer Rating (1 through 6)	Effective Date of Certified Reinsurer Rating	Percent Collateral Required for Full Credit (0% through 100%)	Catastrophe Recoverables Qualifying for Collateral Deferral	Net Recoverables Subject to Collateral Requirements for Full Credit (Col. 19 - Col. 57)	Dollar Amount of Collateral Required (Col. 56 * Col. 58)	Percent of Collateral Provided for Net Recoverables Subject to Collateral Requirements ([Col. 20 + Col. 21 + Col. 24] / Col. 58)	Percent Credit Allowed on Net Recoverables Subject to Collateral Requirements (Col. 60 / Col. 56, not to exceed 100%)	20% of Recoverable on Paid Losses & LAE Over 90 Days Past Due Amounts in Dispute (Col. 45 * 20%)	Amount of Credit Allowed for Net Recoverables (Col. 57 + [Col. 58 * Col. 61])	Provision for Reinsurance with Certified Reinsurers Due to Collateral Deficiency (Col. 19 - Col. 63)	20% of Recoverable on Paid Losses & LAE Over 90 Days Past Due Amounts Not in Dispute (Col. 47 * 20%)	Total Collateral Provided (Col. 20 + Col. 21 + Col. 24, not to Exceed Col. 63)	Net Unsecured Recoverable for Which Credit is Allowed (Col. 63 - Col. 66)	20% of Amount in Col. 67		
AA-1120337	ASPEN INSURANCE UK LIMITED	XXX	XXX	XXX	XXX	XXX	XXX	XXX	XXX	XXX	XXX	XXX	XXX	XXX	XXX	XXX	XXX	
AA-1340125	HANNOVER RUECK SE	XXX	XXX	XXX	XXX	XXX	XXX	XXX	XXX	XXX	XXX	XXX	XXX	XXX	XXX	XXX	XXX	
AA-1126047	LLOYD'S SYNDICATE # 47	XXX	XXX	XXX	XXX	XXX	XXX	XXX	XXX	XXX	XXX	XXX	XXX	XXX	XXX	XXX	XXX	
AA-1126053	LLOYD'S SYNDICATE # 53	XXX	XXX	XXX	XXX	XXX	XXX	XXX	XXX	XXX	XXX	XXX	XXX	XXX	XXX	XXX	XXX	
AA-1126122	LLOYD'S SYNDICATE # 122	XXX	XXX	XXX	XXX	XXX	XXX	XXX	XXX	XXX	XXX	XXX	XXX	XXX	XXX	XXX	XXX	
AA-1126179	LLOYD'S SYNDICATE # 179	XXX	XXX	XXX	XXX	XXX	XXX	XXX	XXX	XXX	XXX	XXX	XXX	XXX	XXX	XXX	XXX	
AA-1126322	LLOYD'S SYNDICATE # 322	XXX	XXX	XXX	XXX	XXX	XXX	XXX	XXX	XXX	XXX	XXX	XXX	XXX	XXX	XXX	XXX	
AA-1126376	LLOYD'S SYNDICATE # 376	XXX	XXX	XXX	XXX	XXX	XXX	XXX	XXX	XXX	XXX	XXX	XXX	XXX	XXX	XXX	XXX	
AA-1126435	LLOYD'S SYNDICATE # 435	XXX	XXX	XXX	XXX	XXX	XXX	XXX	XXX	XXX	XXX	XXX	XXX	XXX	XXX	XXX	XXX	
AA-1126490	LLOYD'S SYNDICATE # 490	XXX	XXX	XXX	XXX	XXX	XXX	XXX	XXX	XXX	XXX	XXX	XXX	XXX	XXX	XXX	XXX	
AA-1126510	LLOYD'S SYNDICATE # 510	XXX	XXX	XXX	XXX	XXX	XXX	XXX	XXX	XXX	XXX	XXX	XXX	XXX	XXX	XXX	XXX	
AA-1126529	LLOYD'S SYNDICATE # 529	XXX	XXX	XXX	XXX	XXX	XXX	XXX	XXX	XXX	XXX	XXX	XXX	XXX	XXX	XXX	XXX	
AA-1126566	LLOYD'S SYNDICATE # 566	XXX	XXX	XXX	XXX	XXX	XXX	XXX	XXX	XXX	XXX	XXX	XXX	XXX	XXX	XXX	XXX	
AA-1126609	LLOYD'S SYNDICATE # 609	XXX	XXX	XXX	XXX	XXX	XXX	XXX	XXX	XXX	XXX	XXX	XXX	XXX	XXX	XXX	XXX	
AA-1126623	LLOYD'S SYNDICATE # 623	XXX	XXX	XXX	XXX	XXX	XXX	XXX	XXX	XXX	XXX	XXX	XXX	XXX	XXX	XXX	XXX	
AA-1126780	LLOYD'S SYNDICATE # 780	XXX	XXX	XXX	XXX	XXX	XXX	XXX	XXX	XXX	XXX	XXX	XXX	XXX	XXX	XXX	XXX	
AA-1126861	LLOYD'S SYNDICATE # 861	XXX	XXX	XXX	XXX	XXX	XXX	XXX	XXX	XXX	XXX	XXX	XXX	XXX	XXX	XXX	XXX	
AA-1126925	LLOYD'S SYNDICATE # 925	XXX	XXX	XXX	XXX	XXX	XXX	XXX	XXX	XXX	XXX	XXX	XXX	XXX	XXX	XXX	XXX	
AA-1126957	LLOYD'S SYNDICATE # 957	XXX	XXX	XXX	XXX	XXX	XXX	XXX	XXX	XXX	XXX	XXX	XXX	XXX	XXX	XXX	XXX	
AA-1126958	LLOYD'S SYNDICATE # 958	XXX	XXX	XXX	XXX	XXX	XXX	XXX	XXX	XXX	XXX	XXX	XXX	XXX	XXX	XXX	XXX	
AA-1126959	LLOYD'S SYNDICATE # 959	XXX	XXX	XXX	XXX	XXX	XXX	XXX	XXX	XXX	XXX	XXX	XXX	XXX	XXX	XXX	XXX	
AA-1127003	LLOYD'S SYNDICATE # 1003	XXX	XXX	XXX	XXX	XXX	XXX	XXX	XXX	XXX	XXX	XXX	XXX	XXX	XXX	XXX	XXX	
AA-1127007	LLOYD'S SYNDICATE # 1007	XXX	XXX	XXX	XXX	XXX	XXX	XXX	XXX	XXX	XXX	XXX	XXX	XXX	XXX	XXX	XXX	
AA-1127084	LLOYD'S SYNDICATE # 1084	XXX	XXX	XXX	XXX	XXX	XXX	XXX	XXX	XXX	XXX	XXX	XXX	XXX	XXX	XXX	XXX	
AA-1127096	LLOYD'S SYNDICATE # 1096	XXX	XXX	XXX	XXX	XXX	XXX	XXX	XXX	XXX	XXX	XXX	XXX	XXX	XXX	XXX	XXX	
AA-1127101	LLOYD'S SYNDICATE # 1101	XXX	XXX	XXX	XXX	XXX	XXX	XXX	XXX	XXX	XXX	XXX	XXX	XXX	XXX	XXX	XXX	
AA-1120105	LLOYD'S SYNDICATE # 1110	XXX	XXX	XXX	XXX	XXX	XXX	XXX	XXX	XXX	XXX	XXX	XXX	XXX	XXX	XXX	XXX	
AA-1127185	LLOYD'S SYNDICATE # 1185	XXX	XXX	XXX	XXX	XXX	XXX	XXX	XXX	XXX	XXX	XXX	XXX	XXX	XXX	XXX	XXX	
AA-1127200	LLOYD'S SYNDICATE # 1200	XXX	XXX	XXX	XXX	XXX	XXX	XXX	XXX	XXX	XXX	XXX	XXX	XXX	XXX	XXX	XXX	
AA-1127206	LLOYD'S SYNDICATE # 1206	XXX	XXX	XXX	XXX	XXX	XXX	XXX	XXX	XXX	XXX	XXX	XXX	XXX	XXX	XXX	XXX	
AA-1127414	LLOYD'S SYNDICATE # 1414	XXX	XXX	XXX	XXX	XXX	XXX	XXX	XXX	XXX	XXX	XXX	XXX	XXX	XXX	XXX	XXX	
AA-1120096	LLOYD'S SYNDICATE # 1880	XXX	XXX	XXX	XXX	XXX	XXX	XXX	XXX	XXX	XXX	XXX	XXX	XXX	XXX	XXX	XXX	
AA-1120084	LLOYD'S SYNDICATE # 1955	XXX	XXX	XXX	XXX	XXX	XXX	XXX	XXX	XXX	XXX	XXX	XXX	XXX	XXX	XXX	XXX	
AA-1128001	LLOYD'S SYNDICATE # 2001	XXX	XXX	XXX	XXX	XXX	XXX	XXX	XXX	XXX	XXX	XXX	XXX	XXX	XXX	XXX	XXX	
AA-1128003	LLOYD'S SYNDICATE # 2003	XXX	XXX	XXX	XXX	XXX	XXX	XXX	XXX	XXX	XXX	XXX	XXX	XXX	XXX	XXX	XXX	
AA-1120158	LLOYD'S SYNDICATE # 2014	XXX	XXX	XXX	XXX	XXX	XXX	XXX	XXX	XXX	XXX	XXX	XXX	XXX	XXX	XXX	XXX	
AA-1128121	LLOYD'S SYNDICATE # 2121	XXX	XXX	XXX	XXX	XXX	XXX	XXX	XXX	XXX	XXX	XXX	XXX	XXX	XXX	XXX	XXX	
AA-1128322	LLOYD'S SYNDICATE # 2322	XXX	XXX	XXX	XXX	XXX	XXX	XXX	XXX	XXX	XXX	XXX	XXX	XXX	XXX	XXX	XXX	
AA-1128376	LLOYD'S SYNDICATE # 2376	XXX	XXX	XXX	XXX	XXX	XXX	XXX	XXX	XXX	XXX	XXX	XXX	XXX	XXX	XXX	XXX	
AA-1128488	LLOYD'S SYNDICATE # 2488	XXX	XXX	XXX	XXX	XXX	XXX	XXX	XXX	XXX	XXX	XXX	XXX	XXX	XXX	XXX	XXX	
AA-1128490	LLOYD'S SYNDICATE # 2490	XXX	XXX	XXX	XXX	XXX	XXX	XXX	XXX	XXX	XXX	XXX	XXX	XXX	XXX	XXX	XXX	
AA-1128987	LLOYD'S SYNDICATE # 2987	XXX	XXX	XXX	XXX	XXX	XXX	XXX	XXX	XXX	XXX	XXX	XXX	XXX	XXX	XXX	XXX	

ANNUAL STATEMENT FOR THE YEAR 2021 OF THE GREAT AMERICAN CONTEMPORARY INSURANCE COMPANY

SCHEDULE F - PART 3 (Continued)

Ceded Reinsurance as of December 31, Current Year (\$000 Omitted)

(Provision for Reinsurance for Certified Reinsurers)

ID Number From Col. 1	Name of Reinsurer From Col. 3	Provision for Certified Reinsurance													Complete if Col. 52 = "No"; Otherwise Enter 0			69 Provision for Overdue Reinsurance Ceded to Certified Reinsurers (Greater of [Col. 62 + Col. 65] or Col.68; not to Exceed Col. 63)
		54	55	56	57	58	59	60	61	62	63	64	65	66	67	68		
		Certified Reinsurer Rating (1 through 6)	Effective Date of Certified Reinsurer Rating	Percent Collateral Required for Full Credit (0% through 100%)	Catastrophe Recoverables Qualifying for Collateral Deferral	Net Recoverables Subject to Collateral Requirements for Full Credit (Col. 19 - Col. 57)	Dollar Amount of Collateral Required (Col. 56 * Col. 58)	Percent of Collateral Provided for Net Recoverables Subject to Collateral Requirements ([Col. 20 + Col. 21 + Col. 22 + Col. 24] / Col. 58)	Percent Credit Allowed on Net Recoverables Subject to Collateral Requirements (Col. 60 / Col. 56, not to exceed 100%)	20% of Recoverable on Paid Losses & LAE Over 90 Days Past Due Amounts in Dispute (Col. 45 * 20%)	Amount of Credit Allowed for Net Recoverables (Col. 57 + [Col. 58 * Col. 61])	Provision for Reinsurance with Certified Reinsurers Due to Collateral Deficiency (Col. 19 - Col. 63)	20% of Recoverable on Paid Losses & LAE Over 90 Days Past Due Amounts Not in Dispute (Col. 47 * 20%)	Total Collateral Provided (Col. 20 + Col. 21 + Col. 24, not to Exceed Col. 63)	Net Unsecured Recoverable for Which Credit is Allowed (Col. 63 - Col. 66)	20% of Amount in Col. 67		
AA-1120179	LLOYD'S SYNDICATE # 2988	XXX	XXX	XXX	XXX	XXX	XXX	XXX	XXX	XXX	XXX	XXX	XXX	XXX	XXX	XXX	XXX	XXX
AA-1129000	LLOYD'S SYNDICATE # 3000	XXX	XXX	XXX	XXX	XXX	XXX	XXX	XXX	XXX	XXX	XXX	XXX	XXX	XXX	XXX	XXX	XXX
AA-1120075	LLOYD'S SYNDICATE # 4020	XXX	XXX	XXX	XXX	XXX	XXX	XXX	XXX	XXX	XXX	XXX	XXX	XXX	XXX	XXX	XXX	XXX
AA-1126004	LLOYD'S SYNDICATE # 4444	XXX	XXX	XXX	XXX	XXX	XXX	XXX	XXX	XXX	XXX	XXX	XXX	XXX	XXX	XXX	XXX	XXX
AA-1126006	LLOYD'S SYNDICATE # 4472	XXX	XXX	XXX	XXX	XXX	XXX	XXX	XXX	XXX	XXX	XXX	XXX	XXX	XXX	XXX	XXX	XXX
AA-1120163	LLOYD'S SYNDICATE # 5678	XXX	XXX	XXX	XXX	XXX	XXX	XXX	XXX	XXX	XXX	XXX	XXX	XXX	XXX	XXX	XXX	XXX
AA-1120198	LLOYD'S SYNDICATE #1618	XXX	XXX	XXX	XXX	XXX	XXX	XXX	XXX	XXX	XXX	XXX	XXX	XXX	XXX	XXX	XXX	XXX
AA-3190829	MARKEL BERMUDA LIMITED	XXX	XXX	XXX	XXX	XXX	XXX	XXX	XXX	XXX	XXX	XXX	XXX	XXX	XXX	XXX	XXX	XXX
AA-3190686	PARTNER REINSURANCE CO LTD	XXX	XXX	XXX	XXX	XXX	XXX	XXX	XXX	XXX	XXX	XXX	XXX	XXX	XXX	XXX	XXX	XXX
AA-1460006	VALIDUS RE (SWITZERLAND) LTD	XXX	XXX	XXX	XXX	XXX	XXX	XXX	XXX	XXX	XXX	XXX	XXX	XXX	XXX	XXX	XXX	XXX
1299999	Total Authorized - Other Non-U.S. Insurers			XXX	XXX	XXX	XXX	XXX	XXX	XXX	XXX	XXX	XXX	XXX	XXX	XXX	XXX	XXX
1499999	Total Authorized Excluding Protected Cells (Sum of 0899999, 0999999, 1099999, 1199999 and 1299999)			XXX	XXX	XXX	XXX	XXX	XXX	XXX	XXX	XXX	XXX	XXX	XXX	XXX	XXX	XXX
1899999	Total Unauthorized - Affiliates - U.S. Non-Pool			XXX	XXX	XXX	XXX	XXX	XXX	XXX	XXX	XXX	XXX	XXX	XXX	XXX	XXX	XXX
2199999	Total Unauthorized - Affiliates - Other (Non-U.S.)			XXX	XXX	XXX	XXX	XXX	XXX	XXX	XXX	XXX	XXX	XXX	XXX	XXX	XXX	XXX
2299999	Total Unauthorized - Affiliates			XXX	XXX	XXX	XXX	XXX	XXX	XXX	XXX	XXX	XXX	XXX	XXX	XXX	XXX	XXX
23-1502700	BEDIVERE INSURANCE COMPANY	XXX	XXX	XXX	XXX	XXX	XXX	XXX	XXX	XXX	XXX	XXX	XXX	XXX	XXX	XXX	XXX	XXX
00-0000000	PHILADELPHIA REINSURANCE CORPORATION	XXX	XXX	XXX	XXX	XXX	XXX	XXX	XXX	XXX	XXX	XXX	XXX	XXX	XXX	XXX	XXX	XXX
2399999	Total Unauthorized - Other U.S. Unaffiliated Insurers			XXX	XXX	XXX	XXX	XXX	XXX	XXX	XXX	XXX	XXX	XXX	XXX	XXX	XXX	XXX
AA-1120191	CONVEX INSURANCE UK LIMITED	XXX	XXX	XXX	XXX	XXX	XXX	XXX	XXX	XXX	XXX	XXX	XXX	XXX	XXX	XXX	XXX	XXX
AA-3190060	HANNOVER RE (BERMUDA) LTD	XXX	XXX	XXX	XXX	XXX	XXX	XXX	XXX	XXX	XXX	XXX	XXX	XXX	XXX	XXX	XXX	XXX
AA-1780078	PARTNER REINSURANCE EUROPE SE	XXX	XXX	XXX	XXX	XXX	XXX	XXX	XXX	XXX	XXX	XXX	XXX	XXX	XXX	XXX	XXX	XXX
AA-1464100	SCOR SWITZERLAND	XXX	XXX	XXX	XXX	XXX	XXX	XXX	XXX	XXX	XXX	XXX	XXX	XXX	XXX	XXX	XXX	XXX
2699999	Total Unauthorized - Other Non-U.S. Insurers			XXX	XXX	XXX	XXX	XXX	XXX	XXX	XXX	XXX	XXX	XXX	XXX	XXX	XXX	XXX
2899999	Total Unauthorized Excluding Protected Cells (Sum of 2299999, 2399999, 2499999, 2599999 and 2699999)			XXX	XXX	XXX	XXX	XXX	XXX	XXX	XXX	XXX	XXX	XXX	XXX	XXX	XXX	XXX
3299999	Total Certified - Affiliates - U.S. Non-Pool			XXX	0	0	0	0	XXX	XXX	0	0	0	0	0	0	0	0
3599999	Total Certified - Affiliates - Other (Non-U.S.)			XXX	0	0	0	0	XXX	XXX	0	0	0	0	0	0	0	0
3699999	Total Certified - Affiliates			XXX	0	0	0	0	XXX	XXX	0	0	0	0	0	0	0	0
CR-1460023	RENAISSANCE EUROPE AG	3	01/01/2016	20.0	0	55	11	100.0	100.0	0	55	0	0	0	0	0	0	0
CR-1340125	HANNOVER RUECK SE	2	07/01/2015	10.0	0	3,363	336	100.0	100.0	0	3,363	0	0	0	0	0	0	0
4099999	Total Certified - Other Non-U.S. Insurers			XXX	0	3,418	347	XXX	XXX	0	3,418	0	0	0	0	0	0	0
4299999	Total Certified Excluding Protected Cells (Sum of 3699999, 3799999, 3899999, 3999999 and 4099999)			XXX	0	3,418	347	XXX	XXX	0	3,418	0	0	0	0	0	0	0
4699999	Total Reciprocal Jurisdiction - Affiliates - U.S. Non-Pool			XXX	XXX	XXX	XXX	XXX	XXX	XXX	XXX	XXX	XXX	XXX	XXX	XXX	XXX	XXX
4999999	Total Reciprocal Jurisdiction - Affiliates - Other (Non-U.S.)			XXX	XXX	XXX	XXX	XXX	XXX	XXX	XXX	XXX	XXX	XXX	XXX	XXX	XXX	XXX
5099999	Total Reciprocal Jurisdiction - Affiliates			XXX	XXX	XXX	XXX	XXX	XXX	XXX	XXX	XXX	XXX	XXX	XXX	XXX	XXX	XXX
5699999	Total Reciprocal Jurisdiction Excluding Protected Cells (Sum of 5099999, 5199999, 5299999, 5399999 and 5499999)			XXX	XXX	XXX	XXX	XXX	XXX	XXX	XXX	XXX	XXX	XXX	XXX	XXX	XXX	XXX

ANNUAL STATEMENT FOR THE YEAR 2021 OF THE GREAT AMERICAN CONTEMPORARY INSURANCE COMPANY

SCHEDULE F - PART 3 (Continued)

Ceded Reinsurance as of December 31, Current Year (\$000 Omitted)
 (Provision for Reinsurance for Certified Reinsurers)

ID Number From Col. 1	Name of Reinsurer From Col. 3	Provision for Certified Reinsurance												Complete if Col. 52 = "No"; Otherwise Enter 0			69 Provision for Overdue Reinsurance Ceded to Certified Reinsurers (Greater of [Col. 62 + Col. 65] or Col.68; not to Exceed Col. 63)
		54	55	56	57	58	59	60	61	62	63	64	65	66	67	68	
		Certified Reinsurer Rating (1 through 6)	Effective Date of Certified Reinsurer Rating	Percent Collateral Required for Full Credit (0% through 100%)	Catastrophe Recoverables Qualifying for Collateral Deferral	Net Recoverables Subject to Collateral Requirements for Full Credit (Col. 19 - Col. 57)	Dollar Amount of Collateral Required (Col. 56 * Col. 58)	Percent of Collateral Provided for Net Recoverables Subject to Collateral Requirements ([Col. 20 + Col. 21 + Col. 22 + Col. 24] / Col. 58)	Percent Credit Allowed on Net Recoverables Subject to Collateral Requirements (Col. 60 / Col. 56, not to exceed 100%)	20% of Recoverable on Paid Losses & LAE Over 90 Days Past Due Amounts in Dispute (Col. 45 * 20%)	Amount of Credit Allowed for Net Recoverables (Col. 57 + [Col. 58 * Col. 61])	Provision for Reinsurance with Certified Reinsurers Due to Collateral Deficiency (Col. 19 - Col. 63)	20% of Recoverable on Paid Losses & LAE Over 90 Days Past Due Amounts Not in Dispute (Col. 47 * 20%)	Total Collateral Provided (Col. 20 + Col. 21 + Col. 22 + Col. 24, not to Exceed Col. 63)	Net Unsecured Recoverable for Which Credit is Allowed (Col. 63 - Col. 66)	20% of Amount in Col. 67	
5799999	Total Authorized, Unauthorized, Reciprocal Jurisdiction and Certified Excluding Protected Cells (Sum of 1499999, 2899999, 4299999 and 5699999)			XXX	0	3,418	347	XXX	XXX	0	3,418	0	0	0	0	0	0
5899999	Total Protected Cells (Sum of 1399999, 2799999, 4199999 and 5599999)			XXX	0	0	0	XXX	XXX	0	0	0	0	0	0	0	0
9999999	Totals			XXX	0	3,418	347	XXX	XXX	0	3,418	0	0	0	0	0	0

ANNUAL STATEMENT FOR THE YEAR 2021 OF THE GREAT AMERICAN CONTEMPORARY INSURANCE COMPANY

SCHEDULE F - PART 3 (Continued)

Ceded Reinsurance as of December 31, Current Year (\$000 Omitted)
(Total Provision for Reinsurance)

ID Number From Col. 1	Name of Reinsurer From Col. 3	70 20% of Recoverable on Paid Losses & LAE Over 90 Days past Due Amounts Not in Dispute (Col. 47 * 20%)	Provision for Unauthorized Reinsurance		Provision for Overdue Authorized and Reciprocal Jurisdiction Reinsurance		Total Provision for Reinsurance			
			71 Provision for Reinsurance with Unauthorized Reinsurers Due to Collateral Deficiency (Col. 26)	72 Provision for Overdue Reinsurance from Unauthorized Reinsurers and Amounts in Dispute (Col. 70 + 20% of the Amount in Col. 16)	73 Complete if Col. 52 = "Yes"; Otherwise Enter 0 20% of Recoverable on Paid Losses & LAE Over 90 Days Past Due Amounts Not in Dispute + 20% of Amounts in Dispute ([Col. 47 * 20%] + [Col. 45 * 20%])	74 Complete if Col. 52 = "No"; Otherwise Enter 0 Greater of 20% of Net Recoverable Net of Funds Held & Collateral, or 20% of Recoverable on Paid Losses & LAE Over 90 Days Past Due (Greater of Col. 26 * 20% or Cols. [40 + 41] * 20%)	75 Provision for Amounts Ceded to Authorized and Reciprocal Reinsurers (Cols. 73 + 74)	76 Provision for Amounts Ceded to Unauthorized Reinsurers (Cols. 71 + 72 Not in Excess of Col. 15)	77 Provision for Amounts Ceded to Certified Reinsurers (Cols. 64 + 69)	78 Total Provision for Reinsurance (Cols. 75 + 76 + 77)
31-0501234	GREAT AMERICAN INSURANCE COMPANY	0	XXX	XXX	0	0	0	XXX	XXX	0
0399999	Total Authorized - Affiliates - U.S. Non-Pool - Other	0	XXX	XXX	0	0	0	XXX	XXX	0
0499999	Total Authorized - Affiliates - U.S. Non-Pool	0	XXX	XXX	0	0	0	XXX	XXX	0
0799999	Total Authorized - Affiliates - Other (Non-U.S.)	0	XXX	XXX	0	0	0	XXX	XXX	0
0899999	Total Authorized - Affiliates	0	XXX	XXX	0	0	0	XXX	XXX	0
05-0254496	AFFILIATED FM INSURANCE COMPANY	0	XXX	XXX	0	0	0	XXX	XXX	0
13-5124990	AMERICAN HOME ASSURANCE COMPANY	0	XXX	XXX	0	0	0	XXX	XXX	0
06-1430254	ARCH REINSURANCE COMPANY	0	XXX	XXX	0	0	0	XXX	XXX	0
39-0712210	CHURCH MUTUAL INSURANCE COMPANY, STOCK INSURER	0	XXX	XXX	0	0	0	XXX	XXX	0
36-2114545	CONTINENTAL CASUALTY COMPANY	0	XXX	XXX	0	0	0	XXX	XXX	0
39-0264050	EMPLOYERS INSURANCE COMPANY OF WAUSAU	25	XXX	XXX	0	41	41	XXX	XXX	41
22-2005057	EVEREST REINSURANCE COMPANY	0	XXX	XXX	0	0	0	XXX	XXX	0
13-1963496	FEDERAL INSURANCE COMPANY	0	XXX	XXX	0	0	0	XXX	XXX	0
13-2673100	GENERAL REINSURANCE CORPORATION	0	XXX	XXX	0	0	0	XXX	XXX	0
06-0383750	HARTFORD FIRE INSURANCE COMPANY	0	XXX	XXX	0	0	0	XXX	XXX	0
23-0723970	INSURANCE COMPANY OF NORTH AMERICA	1	XXX	XXX	1	0	1	XXX	XXX	1
06-1481194	MARKEL GLOBAL REINSURANCE COMPANY	0	XXX	XXX	0	0	0	XXX	XXX	0
13-4924125	MUNICH REINSURANCE AMERICA, INC	1	XXX	XXX	1	0	1	XXX	XXX	1
06-0493340	NASSAU LIFE INSURANCE COMPANY	0	XXX	XXX	0	0	0	XXX	XXX	0
25-0687550	NATIONAL UNION FIRE INSURANCE CO OF PITTSBURGH	0	XXX	XXX	0	0	0	XXX	XXX	0
25-0410420	OLD REPUBLIC INSURANCE COMPANY	0	XXX	XXX	0	0	0	XXX	XXX	0
13-3031176	PARTNER REINSURANCE COMPANY OF THE US	0	XXX	XXX	0	0	0	XXX	XXX	0
02-0177030	PEERLESS INSURANCE COMPANY	0	XXX	XXX	0	0	0	XXX	XXX	0
20-4790752	PRESCIENT NATIONAL INSURANCE COMPANY	0	XXX	XXX	0	0	0	XXX	XXX	0
23-1641984	QBE REINSURANCE CORPORATION	0	XXX	XXX	0	0	0	XXX	XXX	0
41-0451140	RELIASTAR LIFE INSURANCE COMPANY	1	XXX	XXX	1	0	1	XXX	XXX	1
52-1952955	RENAISSANCE REINSURANCE US INC.	0	XXX	XXX	0	0	0	XXX	XXX	0
86-0274508	REPWEST INSURANCE COMPANY	0	XXX	XXX	0	0	0	XXX	XXX	0
16-0366830	RSUI INDEMNITY COMPANY	0	XXX	XXX	0	0	0	XXX	XXX	0
43-0727872	SAFETY NATIONAL CASUALTY CORPORATION	0	XXX	XXX	0	0	0	XXX	XXX	0
75-1444207	SCOR REINSURANCE COMPANY	3	XXX	XXX	0	7	7	XXX	XXX	7
13-2997499	SIRIUSPOINT AMERICA INSURANCE COMPANY	2	XXX	XXX	0	39	39	XXX	XXX	39
13-1675535	SWISS REINSURANCE AMERICA CORPORATION	0	XXX	XXX	0	0	0	XXX	XXX	0
94-1517098	TIG INSURANCE COMPANY	18	XXX	XXX	0	1,458	1,458	XXX	XXX	1,458
13-4032666	TOKIO MARINE AMER INSURANCE COMPANY	0	XXX	XXX	0	0	0	XXX	XXX	0
13-5616275	TRANSATLANTIC REINSURANCE COMPANY	0	XXX	XXX	0	0	0	XXX	XXX	0
01-0278678	UNUM LIFE INSURANCE COMPANY OF AMERICA	0	XXX	XXX	0	0	0	XXX	XXX	0
42-0644327	UNITED FIRE & CASUALTY CO.	0	XXX	XXX	0	0	0	XXX	XXX	0
48-0921045	WESTPORT INSURANCE CORPORATION	0	XXX	XXX	0	0	0	XXX	XXX	0
13-1290712	XL REINSURANCE AMERICA INC	0	XXX	XXX	0	0	0	XXX	XXX	0

ANNUAL STATEMENT FOR THE YEAR 2021 OF THE GREAT AMERICAN CONTEMPORARY INSURANCE COMPANY

SCHEDULE F - PART 3 (Continued)

Ceded Reinsurance as of December 31, Current Year (\$000 Omitted)
(Total Provision for Reinsurance)

ID Number From Col. 1	Name of Reinsurer From Col. 3	70 20% of Recoverable on Paid Losses & LAE Over 90 Days past Due Amounts Not in Dispute (Col. 47 * 20%)	71 Provision for Unauthorized Reinsurance		72 Provision for Overdue Authorized and Reciprocal Jurisdiction Reinsurance		73 Complete if Col. 52 = "Yes"; Otherwise Enter 0 20% of Recoverable on Paid Losses & LAE Over 90 Days Past Due Amounts Not in Dispute + 20% of Amounts in Dispute ([Col. 47 * 20%] + [Col. 45 * 20%])	74 Complete if Col. 52 = "No"; Otherwise Enter 0 Greater of 20% of Net Recoverable Net of Funds Held & Collateral, or 20% of Recoverable on Paid Losses & LAE Over 90 Days Past Due (Greater of Col. 26 * 20% or Cols. [40 + 41] * 20%)	75 Total Provision for Reinsurance		
			71 Provision for Reinsurance with Unauthorized Reinsurers Due to Collateral Deficiency (Col. 26)	72 Provision for Overdue Reinsurance from Unauthorized Reinsurers and Amounts in Dispute (Col. 70 + 20% of the Amount in Col. 16)	75 Provision for Amounts Ceded to Authorized and Reciprocal Reinsurers (Cols. 73 + 74)	76 Provision for Amounts Ceded to Unauthorized Reinsurers (Cols. 71 + 72 Not in Excess of Col. 15)			77 Provision for Amounts Ceded to Certified Reinsurers (Cols. 64 + 69)	78 Total Provision for Reinsurance (Cols. 75 + 76 + 77)	
0999999	Total Authorized - Other U.S. Unaffiliated Insurers	51	XXX	XXX	3	1,545	1,548	XXX	XXX	1,548	
AA-1120337	ASPEN INSURANCE UK LIMITED	0	XXX	XXX	0	0	0	XXX	XXX	0	
AA-1340125	HANNOVER RUECK SE	0	XXX	XXX	0	0	0	XXX	XXX	0	
AA-1126047	LLOYD'S SYNDICATE # 47	0	XXX	XXX	0	0	0	XXX	XXX	0	
AA-1126053	LLOYD'S SYNDICATE # 53	0	XXX	XXX	0	0	0	XXX	XXX	0	
AA-1126122	LLOYD'S SYNDICATE # 122	0	XXX	XXX	0	0	0	XXX	XXX	0	
AA-1126179	LLOYD'S SYNDICATE # 179	0	XXX	XXX	0	0	0	XXX	XXX	0	
AA-1126322	LLOYD'S SYNDICATE # 322	0	XXX	XXX	0	0	0	XXX	XXX	0	
AA-1126376	LLOYD'S SYNDICATE # 376	0	XXX	XXX	0	0	0	XXX	XXX	0	
AA-1126435	LLOYD'S SYNDICATE # 435	0	XXX	XXX	0	0	0	XXX	XXX	0	
AA-1126490	LLOYD'S SYNDICATE # 490	0	XXX	XXX	0	0	0	XXX	XXX	0	
AA-1126510	LLOYD'S SYNDICATE # 510	0	XXX	XXX	0	0	0	XXX	XXX	0	
AA-1126529	LLOYD'S SYNDICATE # 529	0	XXX	XXX	0	0	0	XXX	XXX	0	
AA-1126566	LLOYD'S SYNDICATE # 566	0	XXX	XXX	0	0	0	XXX	XXX	0	
AA-1126609	LLOYD'S SYNDICATE # 609	0	XXX	XXX	0	0	0	XXX	XXX	0	
AA-1126623	LLOYD'S SYNDICATE # 623	0	XXX	XXX	0	0	0	XXX	XXX	0	
AA-1126780	LLOYD'S SYNDICATE # 780	0	XXX	XXX	0	0	0	XXX	XXX	0	
AA-1126861	LLOYD'S SYNDICATE # 861	0	XXX	XXX	0	0	0	XXX	XXX	0	
AA-1126925	LLOYD'S SYNDICATE # 925	0	XXX	XXX	0	0	0	XXX	XXX	0	
AA-1126957	LLOYD'S SYNDICATE # 957	0	XXX	XXX	0	0	0	XXX	XXX	0	
AA-1126958	LLOYD'S SYNDICATE # 958	0	XXX	XXX	0	0	0	XXX	XXX	0	
AA-1126959	LLOYD'S SYNDICATE # 959	0	XXX	XXX	0	0	0	XXX	XXX	0	
AA-1127003	LLOYD'S SYNDICATE # 1003	0	XXX	XXX	0	0	0	XXX	XXX	0	
AA-1127007	LLOYD'S SYNDICATE # 1007	0	XXX	XXX	0	0	0	XXX	XXX	0	
AA-1127084	LLOYD'S SYNDICATE # 1084	0	XXX	XXX	0	0	0	XXX	XXX	0	
AA-1127096	LLOYD'S SYNDICATE # 1096	0	XXX	XXX	0	0	0	XXX	XXX	0	
AA-1127101	LLOYD'S SYNDICATE # 1101	0	XXX	XXX	0	0	0	XXX	XXX	0	
AA-1120105	LLOYD'S SYNDICATE # 1110	0	XXX	XXX	0	0	0	XXX	XXX	0	
AA-1127185	LLOYD'S SYNDICATE # 1185	0	XXX	XXX	0	0	0	XXX	XXX	0	
AA-1127200	LLOYD'S SYNDICATE # 1200	0	XXX	XXX	0	0	0	XXX	XXX	0	
AA-1127206	LLOYD'S SYNDICATE # 1206	0	XXX	XXX	0	0	0	XXX	XXX	0	
AA-1127414	LLOYD'S SYNDICATE # 1414	0	XXX	XXX	0	0	0	XXX	XXX	0	
AA-1120096	LLOYD'S SYNDICATE # 1880	0	XXX	XXX	0	0	0	XXX	XXX	0	
AA-1120084	LLOYD'S SYNDICATE # 1955	0	XXX	XXX	0	0	0	XXX	XXX	0	
AA-1128001	LLOYD'S SYNDICATE # 2001	0	XXX	XXX	0	0	0	XXX	XXX	0	
AA-1128003	LLOYD'S SYNDICATE # 2003	0	XXX	XXX	0	0	0	XXX	XXX	0	
AA-1120158	LLOYD'S SYNDICATE # 2014	0	XXX	XXX	0	0	0	XXX	XXX	0	
AA-1128121	LLOYD'S SYNDICATE # 2121	0	XXX	XXX	0	0	0	XXX	XXX	0	
AA-1128322	LLOYD'S SYNDICATE # 2322	0	XXX	XXX	0	0	0	XXX	XXX	0	
AA-1128376	LLOYD'S SYNDICATE # 2376	0	XXX	XXX	0	0	0	XXX	XXX	0	
AA-1128488	LLOYD'S SYNDICATE # 2488	0	XXX	XXX	0	0	0	XXX	XXX	0	

ANNUAL STATEMENT FOR THE YEAR 2021 OF THE GREAT AMERICAN CONTEMPORARY INSURANCE COMPANY

SCHEDULE F - PART 3 (Continued)

Ceded Reinsurance as of December 31, Current Year (\$000 Omitted)
(Total Provision for Reinsurance)

ID Number From Col. 1	Name of Reinsurer From Col. 3	70 20% of Recoverable on Paid Losses & LAE Over 90 Days past Due Amounts Not in Dispute (Col. 47 * 20%)	Provision for Unauthorized Reinsurance		Provision for Overdue Authorized and Reciprocal Jurisdiction Reinsurance		Total Provision for Reinsurance			
			71 Provision for Reinsurance with Unauthorized Reinsurers Due to Collateral Deficiency (Col. 26)	72 Provision for Overdue Reinsurance from Unauthorized Reinsurers and Amounts in Dispute (Col. 70 + 20% of the Amount in Col. 16)	73 Complete if Col. 52 = "Yes"; Otherwise Enter 0 20% of Recoverable on Paid Losses & LAE Over 90 Days Past Due Amounts Not in Dispute + 20% of Amounts in Dispute ([Col. 47 * 20%] + [Col. 45 * 20%])	74 Complete if Col. 52 = "No"; Otherwise Enter 0 Greater of 20% of Net Recoverable Net of Funds Held & Collateral, or 20% of Recoverable on Paid Losses & LAE Over 90 Days Past Due (Greater of Col. 26 * 20% or Cols. [40 + 41] * 20%)	75 Provision for Amounts Ceded to Authorized and Reciprocal Reinsurers (Cols. 73 + 74)	76 Provision for Amounts Ceded to Unauthorized Reinsurers (Cols. 71 + 72 Not in Excess of Col. 15)	77 Provision for Amounts Ceded to Certified Reinsurers (Cols. 64 + 69)	78 Total Provision for Reinsurance (Cols. 75 + 76 + 77)
AA-1128490	LLOYD'S SYNDICATE # 2490	0	XXX	XXX	0	0	0	XXX	XXX	0
AA-1128987	LLOYD'S SYNDICATE # 2987	0	XXX	XXX	0	0	0	XXX	XXX	0
AA-1120179	LLOYD'S SYNDICATE # 2988	0	XXX	XXX	0	0	0	XXX	XXX	0
AA-1129000	LLOYD'S SYNDICATE # 3000	0	XXX	XXX	0	0	0	XXX	XXX	0
AA-1120075	LLOYD'S SYNDICATE # 4020	0	XXX	XXX	0	0	0	XXX	XXX	0
AA-1126004	LLOYD'S SYNDICATE # 4444	0	XXX	XXX	0	0	0	XXX	XXX	0
AA-1126006	LLOYD'S SYNDICATE # 4472	0	XXX	XXX	0	0	0	XXX	XXX	0
AA-1120163	LLOYD'S SYNDICATE # 5678	0	XXX	XXX	0	0	0	XXX	XXX	0
AA-1120198	LLOYD'S SYNDICATE #1618	0	XXX	XXX	0	0	0	XXX	XXX	0
AA-3190829	MARKEL BERMUDA LIMITED	0	XXX	XXX	0	0	0	XXX	XXX	0
AA-3190686	PARTNER REINSURANCE CO LTD	0	XXX	XXX	0	0	0	XXX	XXX	0
AA-1460006	VALIDUS RE (SWITZERLAND) LTD	0	XXX	XXX	0	0	0	XXX	XXX	0
1299999	Total Authorized - Other Non-U.S. Insurers	0	XXX	XXX	0	0	0	XXX	XXX	0
1499999	Total Authorized Excluding Protected Cells (Sum of 0899999, 0999999, 1099999, 1199999 and 1299999)	51	XXX	XXX	3	1,545	1,548	XXX	XXX	1,548
1899999	Total Unauthorized - Affiliates - U.S. Non-Pool	0	0	0	XXX	XXX	XXX	0	XXX	0
2199999	Total Unauthorized - Affiliates - Other (Non-U.S.)	0	0	0	XXX	XXX	XXX	0	XXX	0
2299999	Total Unauthorized - Affiliates	0	0	0	XXX	XXX	XXX	0	XXX	0
23-1502700	BEDIVERE INSURANCE COMPANY	0	38	0	XXX	XXX	XXX	38	XXX	38
00-0000000	PHILADELPHIA REINSURANCE CORPORATION	8	39	8	XXX	XXX	XXX	39	XXX	39
2399999	Total Unauthorized - Other U.S. Unaffiliated Insurers	8	77	8	XXX	XXX	XXX	77	XXX	77
AA-1120191	CONVEX INSURANCE UK LIMITED	0	7	0	XXX	XXX	XXX	0	XXX	0
AA-3190060	HANNOVER RE (BERMUDA) LTD	0	17	0	XXX	XXX	XXX	0	XXX	0
AA-1780078	PARTNER REINSURANCE EUROPE SE	0	0	0	XXX	XXX	XXX	0	XXX	0
AA-1464100	SCOR SWITZERLAND	0	19	0	XXX	XXX	XXX	19	XXX	19
2699999	Total Unauthorized - Other Non-U.S. Insurers	0	43	0	XXX	XXX	XXX	19	XXX	19
2899999	Total Unauthorized Excluding Protected Cells (Sum of 2299999, 2399999, 2499999, 2599999 and 2699999)	8	120	8	XXX	XXX	XXX	96	XXX	96
3299999	Total Certified - Affiliates - U.S. Non-Pool	XXX	XXX	XXX	XXX	XXX	XXX	XXX	0	0
3599999	Total Certified - Affiliates - Other (Non-U.S.)	XXX	XXX	XXX	XXX	XXX	XXX	XXX	0	0
3699999	Total Certified - Affiliates	XXX	XXX	XXX	XXX	XXX	XXX	XXX	0	0
CR-1460023	RENAISSANCE EUROPE AG	XXX	XXX	XXX	XXX	XXX	XXX	XXX	0	0
CR-1340125	HANNOVER RUECK SE	XXX	XXX	XXX	XXX	XXX	XXX	XXX	0	0
4099999	Total Certified - Other Non-U.S. Insurers	XXX	XXX	XXX	XXX	XXX	XXX	XXX	0	0
4299999	Total Certified Excluding Protected Cells (Sum of 3699999, 3799999, 3899999, 3999999 and 4099999)	XXX	XXX	XXX	XXX	XXX	XXX	XXX	0	0
4699999	Total Reciprocal Jurisdiction - Affiliates - U.S. Non-Pool	0	XXX	XXX	0	0	0	XXX	XXX	0
4999999	Total Reciprocal Jurisdiction - Affiliates - Other (Non-U.S.)	0	XXX	XXX	0	0	0	XXX	XXX	0
5099999	Total Reciprocal Jurisdiction - Affiliates	0	XXX	XXX	0	0	0	XXX	XXX	0

ANNUAL STATEMENT FOR THE YEAR 2021 OF THE GREAT AMERICAN CONTEMPORARY INSURANCE COMPANY

SCHEDULE F - PART 3 (Continued)

Ceded Reinsurance as of December 31, Current Year (\$000 Omitted)
(Total Provision for Reinsurance)

ID Number From Col. 1	Name of Reinsurer From Col. 3	70 20% of Recoverable on Paid Losses & LAE Over 90 Days past Due Amounts Not in Dispute (Col. 47 * 20%)	71 Provision for Unauthorized Reinsurance		72 Provision for Overdue Reinsurance from Unauthorized Reinsurers and Amounts in Dispute (Col. 70 + 20% of the Amount in Col. 16)		73 Provision for Overdue Authorized and Reciprocal Jurisdiction Reinsurance		74 Provision for Overdue Authorized and Reciprocal Jurisdiction Reinsurance		75 Total Provision for Reinsurance			
			71 Provision for Reinsurance with Unauthorized Reinsurers Due to Collateral Deficiency (Col. 26)	72 Provision for Overdue Reinsurance from Unauthorized Reinsurers and Amounts in Dispute (Col. 70 + 20% of the Amount in Col. 16)	73 Complete if Col. 52 = "Yes"; Otherwise Enter 0 20% of Recoverable on Paid Losses & LAE Over 90 Days Past Due Amounts Not in Dispute + 20% of Amounts in Dispute ([Col. 47 * 20%] + [Col. 45 * 20%])	74 Complete if Col. 52 = "No"; Otherwise Enter 0 Greater of 20% of Net Recoverable Net of Funds Held & Collateral, or 20% of Recoverable on Paid Losses & LAE Over 90 Days Past Due (Greater of Col. 26 * 20% or Cols. [40 + 41] * 20%)	75 Provision for Amounts Ceded to Authorized and Reciprocal Jurisdiction Reinsurers (Cols. 73 + 74)	76 Provision for Amounts Ceded to Unauthorized Reinsurers (Cols. 71 + 72 Not in Excess of Col. 15)	77 Provision for Amounts Ceded to Certified Reinsurers (Cols. 64 + 69)	78 Total Provision for Reinsurance (Cols. 75 + 76 + 77)				
5699999. Total Reciprocal Jurisdiction Excluding Protected Cells (Sum of 5099999, 5199999, 5299999, 5399999 and 5499999)		0	XXX	XXX	0	0	0	XXX	XXX	0				
5799999. Total Authorized, Unauthorized, Reciprocal Jurisdiction and Certified Excluding Protected Cells (Sum of 1499999, 2899999, 4299999 and 5699999)		59	120	8	3	1,545	1,548	96	0	1,644				
5899999. Total Protected Cells (Sum of 1399999, 2799999, 4199999 and 5599999)		0	0	0	0	0	0	0	0	0				
9999999 Totals		59	120	8	3	1,545	1,548	96	0	1,644				

ANNUAL STATEMENT FOR THE YEAR 2021 OF THE GREAT AMERICAN CONTEMPORARY INSURANCE COMPANY

SCHEDULE F - PART 5

Interrogatories for Schedule F, Part 3 (000 Omitted)

A. Report the five largest provisional commission rates included in the cedant's reinsurance treaties. The commission rate to be reported is by contract with ceded premium in excess of \$50,000:

	1 <u>Name of Reinsurer</u>	2 <u>Commission Rate</u>	3 <u>Ceded Premium</u>
1.	0.000	0
2.	0.000	0
3.	0.000	0
4.	0.000	0
5.	0.000	0

B. Report the five largest reinsurance recoverables reported in Schedule F, Part 3, Column 15, due from any one reinsurer (based on the total recoverables, Schedule F, Part 3, Line 9999999, Column 15), the amount of ceded premium, and indicate whether the recoverables are due from an affiliated insurer.

	1 <u>Name of Reinsurer</u>	2 <u>Total Recoverables</u>	3 <u>Ceded Premiums</u>	4 <u>Affiliated</u>
6.	PEERLSS INSURANCE COMPANY	38,838	0	Yes [] No [X]
7.	HANNOVER RUCK SE	35,972	0	Yes [] No [X]
8.	GENERAL REINSURANCE CORPORATION	19,482	452	Yes [] No [X]
9.	LLOYD'S SYNDICATE # 2003	17,475	108	Yes [] No [X]
10.	SWISS REINSURANCE AMERICA CORPORATION	12,703	609	Yes [] No [X]

NOTE: Disclosure of the five largest provisional commission rates should exclude mandatory pools and joint underwriting associations.

SCHEDULE F - PART 6

Restatement of Balance Sheet to Identify Net Credit for Reinsurance

	1 As Reported (Net of Ceded)	2 Restatement Adjustments	3 Restated (Gross of Ceded)
ASSETS (Page 2, Col. 3)			
1. Cash and invested assets (Line 12)	2,061,809,869	0	2,061,809,869
2. Premiums and considerations (Line 15)	32,608,559	0	32,608,559
3. Reinsurance recoverable on loss and loss adjustment expense payments (Line 16.1)	3,540,853	(3,540,853)	0
4. Funds held by or deposited with reinsured companies (Line 16.2)	0	0	0
5. Other assets	80,366,903	0	80,366,903
6. Net amount recoverable from reinsurers	0	209,261,526	209,261,526
7. Protected cell assets (Line 27)	0	0	0
8. Totals (Line 28)	2,178,326,184	205,720,673	2,384,046,857
LIABILITIES (Page 3)			
9. Losses and loss adjustment expenses (Lines 1 through 3)	1,490,906,609	207,821,391	1,698,728,000
10. Taxes, expenses, and other obligations (Lines 4 through 8)	37,247,822	0	37,247,822
11. Unearned premiums (Line 9)	14,798,319	0	14,798,319
12. Advance premiums (Line 10)	0	0	0
13. Dividends declared and unpaid (Line 11.1 and 11.2)	21,228,658	0	21,228,658
14. Ceded reinsurance premiums payable (net of ceding commissions (Line 12)	457,118	(457,118)	0
15. Funds held by company under reinsurance treaties (Line 13)	8,175,227	0	8,175,227
16. Amounts withheld or retained by company for account of others (Line 14)	17,851,375	0	17,851,375
17. Provision for reinsurance (Line 16)	1,643,600	(1,643,600)	0
18. Other liabilities	56,415,563	0	56,415,563
19. Total liabilities excluding protected cell business (Line 26)	1,648,724,291	205,720,673	1,854,444,964
20. Protected cell liabilities (Line 27)	0	0	0
21. Surplus as regards policyholders (Line 37)	529,601,893	XXX	529,601,893
22. Totals (Line 38)	2,178,326,184	205,720,673	2,384,046,857

NOTE: Is the restatement of this exhibit the result of grossing up balances ceded to affiliates under 100 percent reinsurance or pooling arrangements? Yes [] No [X]

If yes, give full explanation:

Schedule H - Part 1 - Analysis of Underwriting Operations

N O N E

Schedule H - Part 2 - Reserves and Liabilities

N O N E

Schedule H - Part 3 - Test of Prior Year's Claim Reserves and Liabilities

N O N E

Schedule H - Part 4 - Reinsurance

N O N E

Schedule H - Part 5 - Health Claims

N O N E

Schedule P - Part 1A - Homeowners/Farmowners

N O N E

Schedule P - Part 1B - Private Passenger Auto Liability/Medical

N O N E

Schedule P - Part 1C - Commercial Auto/Truck Liability/Medical

N O N E

ANNUAL STATEMENT FOR THE YEAR 2021 OF THE GREAT AMERICAN CONTEMPORARY INSURANCE COMPANY

SCHEDULE P - PART 1D - WORKERS' COMPENSATION

(EXCLUDING EXCESS WORKERS' COMPENSATION)

(\$000 OMITTED)

Years in Which Premiums Were Earned and Losses Were Incurred	Premiums Earned			Loss and Loss Expense Payments						10 Salvage and Subrogation Received	11 Total Net Paid Cols (4 - 5 + 6 - 7 + 8 - 9)	12 Number of Claims Reported Direct and Assumed
	1 Direct and Assumed	2 Ceded	3 Net (1 - 2)	Loss Payments		Defense and Cost Containment Payments		Adjusting and Other Payments				
				4 Direct and Assumed	5 Ceded	6 Direct and Assumed	7 Ceded	8 Direct and Assumed	9 Ceded			
1. Prior.....	XXX	XXX	XXX	22,982	7,717	2,137	210	2,085	0	3	19,277	XXX
2. 2012.....	714,353	12,834	701,519	374,418	409	48,792	10	53,651	0	5,401	476,442	36,771
3. 2013.....	773,611	14,251	759,360	370,149	8,230	48,313	202	58,267	0	4,244	468,297	35,906
4. 2014.....	811,284	22,075	789,209	361,529	5,435	46,920	56	50,843	0	6,067	453,800	33,203
5. 2015.....	808,706	18,484	790,222	362,939	395	45,456	56	49,732	0	4,429	457,675	31,600
6. 2016.....	812,364	18,262	794,102	344,954	1,250	44,211	61	52,771	0	3,669	440,625	31,225
7. 2017.....	856,583	18,003	838,580	320,835	194	43,898	40	55,505	0	3,983	420,005	30,303
8. 2018.....	826,692	16,282	810,410	320,088	16	44,938	6	55,189	0	2,664	420,194	31,055
9. 2019.....	804,876	16,588	788,288	298,764	983	42,173	107	54,403	89	3,044	394,160	30,489
10. 2020.....	720,368	16,895	703,473	211,652	660	31,420	58	46,518	205	1,415	288,668	26,874
11. 2021.....	703,715	15,003	688,712	94,984	52	11,983	11	35,403	106	141	142,202	26,108
12. Totals	XXX	XXX	XXX	3,083,295	25,341	410,242	816	514,367	400	35,059	3,981,346	XXX

	Losses Unpaid				Defense and Cost Containment Unpaid				Adjusting and Other Unpaid		23 Salvage and Subrogation Anticipated	24 Total Net Losses and Expenses Unpaid	25 Number of Claims Outstanding Direct and Assumed
	Case Basis		Bulk + IBNR		Case Basis		Bulk + IBNR		21 Direct and Assumed	22 Ceded			
	13 Direct and Assumed	14 Ceded	15 Direct and Assumed	16 Ceded	17 Direct and Assumed	18 Ceded	19 Direct and Assumed	20 Ceded					
1. Prior.....	175,993	62,184	149,800	31,090	4,683	1,382	13,071	5,784	10,776	0	39	253,884	1,159
2. 2012.....	11,249	2,702	13,478	1,009	451	20	2,882	446	2,167	0	23	26,051	80
3. 2013.....	9,985	6	20,645	1,112	551	0	2,524	853	1,837	0	258	33,571	84
4. 2014.....	12,355	2	23,297	2,108	686	0	3,025	47	2,714	0	205	39,919	114
5. 2015.....	18,728	645	23,763	2,131	752	2	4,999	62	3,469	0	680	48,872	159
6. 2016.....	18,741	2,060	38,790	1,606	700	4	6,327	41	4,313	0	368	65,160	187
7. 2017.....	22,007	81	70,176	2,888	1,247	1	8,654	63	5,888	0	1,258	104,939	279
8. 2018.....	34,809	5,849	74,438	3,233	1,895	27	9,904	95	5,866	0	2,195	117,707	435
9. 2019.....	64,416	11,707	103,602	4,388	3,596	61	12,283	186	11,766	0	5,357	179,323	871
10. 2020.....	80,764	432	139,856	5,598	5,822	28	17,517	249	12,901	0	4,283	250,551	1,804
11. 2021.....	125,903	215	169,323	4,367	8,673	20	32,054	238	25,666	0	4,412	356,779	6,846
12. Totals	574,950	85,880	827,169	59,532	29,056	1,546	113,238	8,063	87,363	0	19,078	1,476,756	12,018

	Total Losses and Loss Expenses Incurred			Loss and Loss Expense Percentage (Incurred / Premiums Earned)			Nontabular Discount		34 Inter-Company Pooling Participation Percentage	Net Balance Sheet Reserves After Discount	
	26 Direct and Assumed	27 Ceded	28 Net	29 Direct and Assumed	30 Ceded	31 Net	32 Loss	33 Loss Expense		35 Losses Unpaid	36 Loss Expenses Unpaid
1. Prior.....	XXX	XXX	XXX	XXX	XXX	XXX	0	0	XXX	232,520	21,364
2. 2012.....	507,088	4,595	502,493	71.0	35.8	71.6	0	0	100.0	21,016	5,034
3. 2013.....	512,271	10,403	501,869	66.2	73.0	66.1	0	0	100.0	29,512	4,059
4. 2014.....	501,368	7,648	493,720	61.8	34.6	62.6	0	0	100.0	33,542	6,378
5. 2015.....	509,839	3,291	506,547	63.0	17.8	64.1	0	0	100.0	39,716	9,156
6. 2016.....	510,807	5,022	505,785	62.9	27.5	63.7	0	0	100.0	53,865	11,295
7. 2017.....	528,210	3,266	524,943	61.7	18.1	62.6	0	0	100.0	89,214	15,725
8. 2018.....	547,127	9,227	537,901	66.2	56.7	66.4	0	0	100.0	100,165	17,541
9. 2019.....	591,005	17,521	573,483	73.4	105.6	72.8	0	0	100.0	151,924	27,399
10. 2020.....	546,450	7,230	539,219	75.9	42.8	76.7	0	0	100.0	214,589	35,962
11. 2021.....	503,990	5,009	498,981	71.6	33.4	72.5	0	0	100.0	290,644	66,135
12. Totals	XXX	XXX	XXX	XXX	XXX	XXX	0	0	XXX	1,256,707	220,048

Schedule P - Part 1E - Commercial Multiple Peril

N O N E

Schedule P - Part 1F - Section 1 - Medical Professional Liability - Occurrence

N O N E

Schedule P - Part 1F - Section 2 - Medical Professional Liability - Claims-Made

N O N E

Schedule P - Part 1G - Special Liability (Ocean Marine, Aircraft (all perils), Boiler and Machinery)

N O N E

ANNUAL STATEMENT FOR THE YEAR 2021 OF THE GREAT AMERICAN CONTEMPORARY INSURANCE COMPANY
SCHEDULE P - PART 1H - SECTION 1 - OTHER LIABILITY - OCCURRENCE
(\$000 OMITTED)

Years in Which Premiums Were Earned and Losses Were Incurred	Premiums Earned			Loss and Loss Expense Payments						10 Salvage and Subrogation Received	11 Total Net Paid Cols (4 - 5 + 6 - 7 + 8 - 9)	12 Number of Claims Reported Direct and Assumed
	1 Direct and Assumed	2 Ceded	3 Net (1 - 2)	Loss Payments		Defense and Cost Containment Payments		Adjusting and Other Payments				
				4 Direct and Assumed	5 Ceded	6 Direct and Assumed	7 Ceded	8 Direct and Assumed	9 Ceded			
1. Prior	XXX	XXX	XXX	4,885	2,737	406	244	528	0	0	2,837	XXX
2. 2012	214	72	142	0	0	0	0	0	0	0	0	0
3. 2013	(1)	392	(393)	0	0	0	0	0	0	0	0	0
4. 2014	0	0	0	0	0	0	0	0	0	0	0	0
5. 2015	0	0	0	0	0	0	0	0	0	0	0	0
6. 2016	0	0	0	0	0	0	0	0	0	0	0	0
7. 2017	0	0	0	0	0	0	0	0	0	0	0	0
8. 2018	0	0	0	0	0	0	0	0	0	0	0	0
9. 2019	0	0	0	0	0	0	0	0	0	0	0	0
10. 2020	0	0	0	0	0	0	0	0	0	0	0	0
11. 2021	0	0	0	0	0	0	0	0	0	0	0	0
12. Totals	XXX	XXX	XXX	4,885	2,737	406	244	528	0	0	2,837	XXX

	Losses Unpaid				Defense and Cost Containment Unpaid				Adjusting and Other Unpaid		23 Salvage and Subrogation Anticipated	24 Total Net Losses and Expenses Unpaid	25 Number of Claims Outstanding Direct and Assumed
	Case Basis		Bulk + IBNR		Case Basis		Bulk + IBNR						
	13 Direct and Assumed	14 Ceded	15 Direct and Assumed	16 Ceded	17 Direct and Assumed	18 Ceded	19 Direct and Assumed	20 Ceded	21 Direct and Assumed	22 Ceded			
1. Prior	55,537	49,499	6,867	0	4,125	3,300	406	0	16	0	0	14,152	166
2. 2012	0	0	0	0	0	0	0	0	0	0	0	0	0
3. 2013	0	0	0	0	0	0	0	0	0	0	0	0	0
4. 2014	0	0	0	0	0	0	0	0	0	0	0	0	0
5. 2015	0	0	0	0	0	0	0	0	0	0	0	0	0
6. 2016	0	0	0	0	0	0	0	0	0	0	0	0	0
7. 2017	0	0	0	0	0	0	0	0	0	0	0	0	0
8. 2018	0	0	0	0	0	0	0	0	0	0	0	0	0
9. 2019	0	0	0	0	0	0	0	0	0	0	0	0	0
10. 2020	0	0	0	0	0	0	0	0	0	0	0	0	0
11. 2021	0	0	0	0	0	0	0	0	0	0	0	0	0
12. Totals	55,537	49,499	6,867	0	4,125	3,300	406	0	16	0	0	14,152	166

	Total Losses and Loss Expenses Incurred			Loss and Loss Expense Percentage (Incurred / Premiums Earned)			Nontabular Discount		34 Inter-Company Pooling Participation Percentage	Net Balance Sheet Reserves After Discount		
	26 Direct and Assumed	27 Ceded	28 Net	29 Direct and Assumed	30 Ceded	31 Net	32 Loss	33 Loss Expense		35 Losses Unpaid	36 Loss Expenses Unpaid	
1. Prior	XXX	XXX	XXX	XXX	XXX	XXX	0	0	XXX	12,905	1,247	
2. 2012	0	0	0	0.0	0.0	0.0	0	0	100.0	0	0	
3. 2013	0	0	0	0.0	0.0	0.0	0	0	100.0	0	0	
4. 2014	0	0	0	0.0	0.0	0.0	0	0	100.0	0	0	
5. 2015	0	0	0	0.0	0.0	0.0	0	0	100.0	0	0	
6. 2016	0	0	0	0.0	0.0	0.0	0	0	100.0	0	0	
7. 2017	0	0	0	0.0	0.0	0.0	0	0	100.0	0	0	
8. 2018	0	0	0	0.0	0.0	0.0	0	0	100.0	0	0	
9. 2019	0	0	0	0.0	0.0	0.0	0	0	100.0	0	0	
10. 2020	0	0	0	0.0	0.0	0.0	0	0	100.0	0	0	
11. 2021	0	0	0	0.0	0.0	0.0	0	0	100.0	0	0	
12. Totals	XXX	XXX	XXX	XXX	XXX	XXX	0	0	XXX	12,905	1,247	

Schedule P - Part 1H - Section 2 - Other Liability - Claims-Made

N O N E

Schedule P - Part 1I - Special Property (Fire, Allied Lines...)

N O N E

Schedule P - Part 1J - Auto Physical Damage

N O N E

Schedule P - Part 1K - Fidelity/Surety

N O N E

Schedule P - Part 1L - Other (Including Credit, Accident and Health)

N O N E

Schedule P - Part 1M - International

N O N E

Schedule P - Part 1N - Reinsurance - Nonproportional Assumed Property

N O N E

Schedule P - Part 1O - Reinsurance - Nonproportional Assumed Liability

N O N E

Schedule P - Part 1P - Reinsurance - Nonproportional Assumed Financial Lines

N O N E

Schedule P - Part 1R - Section 1 - Products Liability - Occurrence

N O N E

Schedule P - Part 1R - Section 2 - Products Liability - Claims-Made

N O N E

Schedule P - Part 1S - Financial Guaranty/Mortgage Guaranty

N O N E

Schedule P - Part 1T - Warranty

N O N E

ANNUAL STATEMENT FOR THE YEAR 2021 OF THE GREAT AMERICAN CONTEMPORARY INSURANCE COMPANY

SCHEDULE P - PART 2A - HOMEOWNERS/FAROWNERS

Years in Which Losses Were Incurred	INCURRED NET LOSSES AND DEFENSE AND COST CONTAINMENT EXPENSES REPORTED AT YEAR END (\$000 OMITTED)										DEVELOPMENT	
	1 2012	2 2013	3 2014	4 2015	5 2016	6 2017	7 2018	8 2019	9 2020	10 2021	11 One Year	12 Two Year
1. Prior.....												
2. 2012.....												
3. 2013.....	XXX											
4. 2014.....	XXX	XXX										
5. 2015.....	XXX	XXX	XXX									
6. 2016.....	XXX	XXX	XXX	XXX								
7. 2017.....	XXX	XXX	XXX	XXX	XXX							
8. 2018.....	XXX	XXX	XXX	XXX	XXX	XXX						
9. 2019.....	XXX	XXX	XXX	XXX	XXX	XXX	XXX					
10. 2020.....	XXX	XXX	XXX	XXX	XXX	XXX	XXX	XXX				XXX
11. 2021.....	XXX	XXX	XXX	XXX	XXX	XXX	XXX	XXX	XXX		XXX	XXX
12. Totals												

NONE

SCHEDULE P - PART 2B - PRIVATE PASSENGER AUTO LIABILITY/MEDICAL

Years in Which Losses Were Incurred	INCURRED NET LOSSES AND DEFENSE AND COST CONTAINMENT EXPENSES REPORTED AT YEAR END (\$000 OMITTED)										DEVELOPMENT	
	1 2012	2 2013	3 2014	4 2015	5 2016	6 2017	7 2018	8 2019	9 2020	10 2021	11 One Year	12 Two Year
1. Prior.....												
2. 2012.....												
3. 2013.....	XXX											
4. 2014.....	XXX	XXX										
5. 2015.....	XXX	XXX	XXX									
6. 2016.....	XXX	XXX	XXX	XXX								
7. 2017.....	XXX	XXX	XXX	XXX	XXX							
8. 2018.....	XXX	XXX	XXX	XXX	XXX	XXX						
9. 2019.....	XXX	XXX	XXX	XXX	XXX	XXX	XXX					
10. 2020.....	XXX	XXX	XXX	XXX	XXX	XXX	XXX	XXX				XXX
11. 2021.....	XXX	XXX	XXX	XXX	XXX	XXX	XXX	XXX	XXX		XXX	XXX
12. Totals												

NONE

SCHEDULE P - PART 2C - COMMERCIAL AUTO/TRUCK LIABILITY/MEDICAL

Years in Which Losses Were Incurred	INCURRED NET LOSSES AND DEFENSE AND COST CONTAINMENT EXPENSES REPORTED AT YEAR END (\$000 OMITTED)										DEVELOPMENT	
	1 2012	2 2013	3 2014	4 2015	5 2016	6 2017	7 2018	8 2019	9 2020	10 2021	11 One Year	12 Two Year
1. Prior.....												
2. 2012.....												
3. 2013.....	XXX											
4. 2014.....	XXX	XXX										
5. 2015.....	XXX	XXX	XXX									
6. 2016.....	XXX	XXX	XXX	XXX								
7. 2017.....	XXX	XXX	XXX	XXX	XXX							
8. 2018.....	XXX	XXX	XXX	XXX	XXX	XXX						
9. 2019.....	XXX	XXX	XXX	XXX	XXX	XXX	XXX					
10. 2020.....	XXX	XXX	XXX	XXX	XXX	XXX	XXX	XXX				XXX
11. 2021.....	XXX	XXX	XXX	XXX	XXX	XXX	XXX	XXX	XXX		XXX	XXX
12. Totals												

NONE

**SCHEDULE P - PART 2D - WORKERS' COMPENSATION
(EXCLUDING EXCESS WORKERS' COMPENSATION)**

Years in Which Losses Were Incurred	1 2012	2 2013	3 2014	4 2015	5 2016	6 2017	7 2018	8 2019	9 2020	10 2021	11 One Year	12 Two Year
1. Prior.....	1,045,815	1,015,434	1,018,422	1,014,080	987,011	957,289	925,598	875,166	847,073	831,031	(16,042)	(44,135)
2. 2012.....	520,714	520,772	509,021	502,344	494,119	483,322	468,370	457,305	452,047	446,674	(5,373)	(10,631)
3. 2013.....	XXX	521,371	504,177	498,168	495,385	483,985	467,288	457,023	446,984	441,765	(5,219)	(15,258)
4. 2014.....	XXX	XXX	501,183	495,134	491,943	483,650	470,798	453,647	443,026	440,163	(2,863)	(13,484)
5. 2015.....	XXX	XXX	XXX	495,087	479,655	470,463	463,169	456,997	456,404	453,346	(3,058)	(3,651)
6. 2016.....	XXX	XXX	XXX	XXX	511,098	499,394	481,885	470,840	460,160	448,701	(11,459)	(22,139)
7. 2017.....	XXX	XXX	XXX	XXX	XXX	535,749	527,765	507,502	489,758	463,550	(26,208)	(43,952)
8. 2018.....	XXX	XXX	XXX	XXX	XXX	XXX	525,503	524,308	511,000	476,845	(34,155)	(47,463)
9. 2019.....	XXX	XXX	XXX	XXX	XXX	XXX	XXX	509,136	513,240	507,404	(5,836)	(1,732)
10. 2020.....	XXX	XXX	XXX	XXX	XXX	XXX	XXX	XXX	480,454	480,005	(449)	XXX
11. 2021.....	XXX	XXX	XXX	XXX	XXX	XXX	XXX	XXX	XXX	438,018	XXX	XXX
12. Totals											(110,661)	(202,444)

SCHEDULE P - PART 2E - COMMERCIAL MULTIPLE PERIL

Years in Which Losses Were Incurred	1 2012	2 2013	3 2014	4 2015	5 2016	6 2017	7 2018	8 2019	9 2020	10 2021	11 One Year	12 Two Year
1. Prior.....	101	21	21	21	21	21	21	21	21	21	0	0
2. 2012.....	0	0	0	0	0	0	0	0	0	0	0	0
3. 2013.....	XXX	0	0	0	0	0	0	0	0	0	0	0
4. 2014.....	XXX	XXX	0	0	0	0	0	0	0	0	0	0
5. 2015.....	XXX	XXX	XXX	0	0	0	0	0	0	0	0	0
6. 2016.....	XXX	XXX	XXX	XXX	0	0	0	0	0	0	0	0
7. 2017.....	XXX	XXX	XXX	XXX	XXX	0	0	0	0	0	0	0
8. 2018.....	XXX	XXX	XXX	XXX	XXX	XXX	0	0	0	0	0	0
9. 2019.....	XXX	XXX	XXX	XXX	XXX	XXX	XXX	0	0	0	0	0
10. 2020.....	XXX	XXX	XXX	XXX	XXX	XXX	XXX	XXX	0	0	0	XXX
11. 2021.....	XXX	XXX	XXX	XXX	XXX	XXX	XXX	XXX	XXX	0	XXX	XXX
12. Totals											0	0

ANNUAL STATEMENT FOR THE YEAR 2021 OF THE GREAT AMERICAN CONTEMPORARY INSURANCE COMPANY
SCHEDULE P - PART 2F - SECTION 1 - MEDICAL PROFESSIONAL LIABILITY - OCCURRENCE

Years in Which Losses Were Incurred	INCURRED NET LOSSES AND DEFENSE AND COST CONTAINMENT EXPENSES REPORTED AT YEAR END (\$000 OMITTED)										DEVELOPMENT	
	1 2012	2 2013	3 2014	4 2015	5 2016	6 2017	7 2018	8 2019	9 2020	10 2021	11 One Year	12 Two Year
1. Prior												
2. 2012												
3. 2013	XXX											
4. 2014	XXX	XXX										
5. 2015	XXX	XXX	XXX									
6. 2016	XXX	XXX	XXX	XXX								
7. 2017	XXX	XXX	XXX	XXX	XXX							
8. 2018	XXX	XXX	XXX	XXX	XXX	XXX						
9. 2019	XXX	XXX	XXX	XXX	XXX	XXX	XXX					
10. 2020	XXX	XXX	XXX	XXX	XXX	XXX	XXX	XXX				XXX
11. 2021	XXX	XXX	XXX	XXX	XXX	XXX	XXX	XXX	XXX		XXX	XXX
12. Totals												

NONE

SCHEDULE P - PART 2F - SECTION 2 - MEDICAL PROFESSIONAL LIABILITY - CLAIMS-MADE

1. Prior												
2. 2012												
3. 2013	XXX											
4. 2014	XXX	XXX										
5. 2015	XXX	XXX	XXX									
6. 2016	XXX	XXX	XXX	XXX								
7. 2017	XXX	XXX	XXX	XXX	XXX							
8. 2018	XXX	XXX	XXX	XXX	XXX	XXX						
9. 2019	XXX	XXX	XXX	XXX	XXX	XXX	XXX					
10. 2020	XXX	XXX	XXX	XXX	XXX	XXX	XXX	XXX				XXX
11. 2021	XXX	XXX	XXX	XXX	XXX	XXX	XXX	XXX	XXX		XXX	XXX
12. Totals												

NONE

SCHEDULE P - PART 2G - SPECIAL LIABILITY (OCEAN MARINE, AIRCRAFT (ALL PERILS), BOILER AND MACHINERY)

1. Prior												
2. 2012												
3. 2013	XXX											
4. 2014	XXX	XXX										
5. 2015	XXX	XXX	XXX									
6. 2016	XXX	XXX	XXX	XXX								
7. 2017	XXX	XXX	XXX	XXX	XXX							
8. 2018	XXX	XXX	XXX	XXX	XXX	XXX						
9. 2019	XXX	XXX	XXX	XXX	XXX	XXX	XXX					
10. 2020	XXX	XXX	XXX	XXX	XXX	XXX	XXX	XXX				XXX
11. 2021	XXX	XXX	XXX	XXX	XXX	XXX	XXX	XXX	XXX		XXX	XXX
12. Totals												

NONE

SCHEDULE P - PART 2H - SECTION 1 - OTHER LIABILITY - OCCURRENCE

1. Prior	31,708	31,708	35,611	35,611	35,611	40,497	40,001	40,270	40,271	39,792	(479)	(478)
2. 2012	0	0	0	0	0	0	0	0	0	0	0	0
3. 2013	XXX	0	0	0	0	0	0	0	0	0	0	0
4. 2014	XXX	XXX	0	0	0	0	0	0	0	0	0	0
5. 2015	XXX	XXX	XXX	0	0	0	0	0	0	0	0	0
6. 2016	XXX	XXX	XXX	XXX	0	0	0	0	0	0	0	0
7. 2017	XXX	XXX	XXX	XXX	XXX	0	0	0	0	0	0	0
8. 2018	XXX	XXX	XXX	XXX	XXX	XXX	0	0	0	0	0	0
9. 2019	XXX	XXX	XXX	XXX	XXX	XXX	XXX	0	0	0	0	0
10. 2020	XXX	XXX	XXX	XXX	XXX	XXX	XXX	XXX	0	0	0	XXX
11. 2021	XXX	XXX	XXX	XXX	XXX	XXX	XXX	XXX	XXX	0	XXX	XXX
12. Totals											(479)	(478)

SCHEDULE P - PART 2H - SECTION 2 - OTHER LIABILITY - CLAIMS-MADE

1. Prior												
2. 2012												
3. 2013	XXX											
4. 2014	XXX	XXX										
5. 2015	XXX	XXX	XXX									
6. 2016	XXX	XXX	XXX	XXX								
7. 2017	XXX	XXX	XXX	XXX	XXX							
8. 2018	XXX	XXX	XXX	XXX	XXX	XXX						
9. 2019	XXX	XXX	XXX	XXX	XXX	XXX	XXX					
10. 2020	XXX	XXX	XXX	XXX	XXX	XXX	XXX	XXX				XXX
11. 2021	XXX	XXX	XXX	XXX	XXX	XXX	XXX	XXX	XXX		XXX	XXX
12. Totals												

NONE

Schedule P - Part 2I - Special Property

NONE

Schedule P - Part 2J - Auto Physical Damage

NONE

Schedule P - Part 2K - Fidelity/Surety

NONE

Schedule P - Part 2L - Other (Including Credit, Accident and Health)

NONE

Schedule P - Part 2M - International

NONE

Schedule P - Part 2N - Reinsurance - Nonproportional Assumed Property

NONE

Schedule P - Part 2O - Reinsurance - Nonproportional Assumed Liability

NONE

Schedule P - Part 2P - Reinsurance - Nonproportional Assumed Financial Lines

NONE

Schedule P - Part 2R - Section 1 - Products Liability - Occurrence

NONE

Schedule P - Part 2R - Section 2 - Products Liability - Claims-Made

NONE

Schedule P - Part 2S - Financial Guaranty/Mortgage Guaranty

NONE

Schedule P - Part 2T - Warranty

NONE

ANNUAL STATEMENT FOR THE YEAR 2021 OF THE GREAT AMERICAN CONTEMPORARY INSURANCE COMPANY

SCHEDULE P - PART 3A - HOMEOWNERS/FAROWNERS

Years in Which Losses Were Incurred	CUMULATIVE PAID NET LOSSES AND DEFENSE AND COST CONTAINMENT EXPENSES REPORTED AT YEAR END (\$000 OMITTED)										11 Number of Claims Closed With Loss Payment	12 Number of Claims Closed Without Loss Payment	
	1	2	3	4	5	6	7	8	9	10			
	2012	2013	2014	2015	2016	2017	2018	2019	2020	2021			
1. Prior	.000												
2. 2012													
3. 2013	XXX												
4. 2014	XXX	XXX											
5. 2015	XXX	XXX	XXX										
6. 2016	XXX	XXX	XXX	XXX									
7. 2017	XXX	XXX	XXX	XXX	XXX								
8. 2018	XXX	XXX	XXX	XXX	XXX	XXX							
9. 2019	XXX	XXX	XXX	XXX	XXX	XXX	XXX						
10. 2020	XXX	XXX	XXX	XXX	XXX	XXX	XXX	XXX					
11. 2021	XXX	XXX	XXX	XXX	XXX	XXX	XXX	XXX	XXX	XXX			

NONE

SCHEDULE P - PART 3B - PRIVATE PASSENGER AUTO LIABILITY/MEDICAL

1. Prior	.000												
2. 2012													
3. 2013	XXX												
4. 2014	XXX	XXX											
5. 2015	XXX	XXX	XXX										
6. 2016	XXX	XXX	XXX	XXX									
7. 2017	XXX	XXX	XXX	XXX	XXX								
8. 2018	XXX	XXX	XXX	XXX	XXX	XXX							
9. 2019	XXX	XXX	XXX	XXX	XXX	XXX	XXX						
10. 2020	XXX	XXX	XXX	XXX	XXX	XXX	XXX	XXX					
11. 2021	XXX	XXX	XXX	XXX	XXX	XXX	XXX	XXX	XXX	XXX			

NONE

SCHEDULE P - PART 3C - COMMERCIAL AUTO/TRUCK LIABILITY/MEDICAL

1. Prior	.000												
2. 2012													
3. 2013	XXX												
4. 2014	XXX	XXX											
5. 2015	XXX	XXX	XXX										
6. 2016	XXX	XXX	XXX	XXX									
7. 2017	XXX	XXX	XXX	XXX	XXX								
8. 2018	XXX	XXX	XXX	XXX	XXX	XXX							
9. 2019	XXX	XXX	XXX	XXX	XXX	XXX	XXX						
10. 2020	XXX	XXX	XXX	XXX	XXX	XXX	XXX	XXX					
11. 2021	XXX	XXX	XXX	XXX	XXX	XXX	XXX	XXX	XXX	XXX			

NONE

SCHEDULE P - PART 3D - WORKERS' COMPENSATION (EXCLUDING EXCESS WORKERS' COMPENSATION)

1. Prior	.000	201,285	315,233	393,454	440,614	477,600	513,612	547,448	570,731	587,923	184	13
2. 2012	122,908	267,563	337,213	371,321	393,437	403,745	410,482	415,659	420,973	422,791	31,415	5,276
3. 2013	XXX	125,470	267,769	335,179	368,532	385,106	396,266	402,393	406,512	410,030	30,524	5,298
4. 2014	XXX	XXX	121,404	258,922	328,601	362,000	382,259	392,584	398,968	402,958	28,635	4,454
5. 2015	XXX	XXX	XXX	117,883	254,707	327,379	366,408	389,731	401,233	407,944	27,137	4,304
6. 2016	XXX	XXX	XXX	XXX	121,727	258,468	328,424	361,400	377,192	387,854	26,926	4,112
7. 2017	XXX	XXX	XXX	XXX	XXX	124,095	257,485	322,129	352,771	364,499	25,995	4,029
8. 2018	XXX	XXX	XXX	XXX	XXX	XXX	130,996	270,418	332,623	365,004	26,499	4,121
9. 2019	XXX	XXX	XXX	XXX	XXX	XXX	XXX	139,522	272,418	339,847	25,580	4,038
10. 2020	XXX	XXX	XXX	XXX	XXX	XXX	XXX	XXX	112,219	242,355	21,407	3,663
11. 2021	XXX	XXX	XXX	XXX	XXX	XXX	XXX	XXX	XXX	106,905	15,432	3,830

SCHEDULE P - PART 3E - COMMERCIAL MULTIPLE PERIL

1. Prior	.000	.21	.21	.21	.21	.21	.21	.21	.21	.21	.0	.0
2. 2012	0	0	0	0	0	0	0	0	0	0	0	0
3. 2013	XXX	0	0	0	0	0	0	0	0	0	0	0
4. 2014	XXX	XXX	0	0	0	0	0	0	0	0	0	0
5. 2015	XXX	XXX	XXX	0	0	0	0	0	0	0	0	0
6. 2016	XXX	XXX	XXX	XXX	0	0	0	0	0	0	0	0
7. 2017	XXX	XXX	XXX	XXX	XXX	0	0	0	0	0	0	0
8. 2018	XXX	XXX	XXX	XXX	XXX	XXX	0	0	0	0	0	0
9. 2019	XXX	XXX	XXX	XXX	XXX	XXX	XXX	0	0	0	0	0
10. 2020	XXX	XXX	XXX	XXX	XXX	XXX	XXX	XXX	0	0	0	0
11. 2021	XXX	XXX	XXX	XXX	XXX	XXX	XXX	XXX	XXX	0	0	0

ANNUAL STATEMENT FOR THE YEAR 2021 OF THE GREAT AMERICAN CONTEMPORARY INSURANCE COMPANY
SCHEDULE P - PART 3F - SECTION 1 - MEDICAL PROFESSIONAL LIABILITY - OCCURRENCE

Years in Which Losses Were Incurred	CUMULATIVE PAID NET LOSSES AND DEFENSE AND COST CONTAINMENT EXPENSES REPORTED AT YEAR END (\$000 OMITTED)										11 Number of Claims Closed With Loss Payment	12 Number of Claims Closed Without Loss Payment	
	1	2	3	4	5	6	7	8	9	10			
	2012	2013	2014	2015	2016	2017	2018	2019	2020	2021			
1. Prior	.000												
2. 2012													
3. 2013	XXX												
4. 2014	XXX	XXX											
5. 2015	XXX	XXX	XXX										
6. 2016	XXX	XXX	XXX	XXX									
7. 2017	XXX	XXX	XXX	XXX	XXX								
8. 2018	XXX	XXX	XXX	XXX	XXX	XXX							
9. 2019	XXX	XXX	XXX	XXX	XXX	XXX	XXX						
10. 2020	XXX	XXX	XXX	XXX	XXX	XXX	XXX	XXX					
11. 2021	XXX	XXX	XXX	XXX	XXX	XXX	XXX	XXX	XXX	XXX			

NONE

SCHEDULE P - PART 3F - SECTION 2 - MEDICAL PROFESSIONAL LIABILITY - CLAIMS-MADE

1. Prior	.000												
2. 2012													
3. 2013	XXX												
4. 2014	XXX	XXX											
5. 2015	XXX	XXX	XXX										
6. 2016	XXX	XXX	XXX	XXX									
7. 2017	XXX	XXX	XXX	XXX	XXX								
8. 2018	XXX	XXX	XXX	XXX	XXX	XXX							
9. 2019	XXX	XXX	XXX	XXX	XXX	XXX	XXX						
10. 2020	XXX	XXX	XXX	XXX	XXX	XXX	XXX	XXX					
11. 2021	XXX	XXX	XXX	XXX	XXX	XXX	XXX	XXX	XXX	XXX			

NONE

SCHEDULE P - PART 3G - SPECIAL LIABILITY (OCEAN MARINE, AIRCRAFT (ALL PERILS), BOILER AND MACHINERY)

1. Prior	.000											XXX	XXX
2. 2012												XXX	XXX
3. 2013	XXX											XXX	XXX
4. 2014	XXX	XXX										XXX	XXX
5. 2015	XXX	XXX	XXX									XXX	XXX
6. 2016	XXX	XXX	XXX	XXX								XXX	XXX
7. 2017	XXX	XXX	XXX	XXX	XXX							XXX	XXX
8. 2018	XXX	XXX	XXX	XXX	XXX	XXX						XXX	XXX
9. 2019	XXX	XXX	XXX	XXX	XXX	XXX	XXX					XXX	XXX
10. 2020	XXX	XXX	XXX	XXX	XXX	XXX	XXX	XXX				XXX	XXX
11. 2021	XXX	XXX	XXX	XXX	XXX	XXX	XXX	XXX	XXX	XXX		XXX	XXX

NONE

SCHEDULE P - PART 3H - SECTION 1 - OTHER LIABILITY - OCCURRENCE

1. Prior	.000	2,485	11,121	13,269	18,152	18,777	21,406	22,394	23,347	25,657	10	12
2. 2012	0	0	0	0	0	0	0	0	0	0	0	0
3. 2013	XXX	0	0	0	0	0	0	0	0	0	0	0
4. 2014	XXX	XXX	0	0	0	0	0	0	0	0	0	0
5. 2015	XXX	XXX	XXX	0	0	0	0	0	0	0	0	0
6. 2016	XXX	XXX	XXX	XXX	0	0	0	0	0	0	0	0
7. 2017	XXX	XXX	XXX	XXX	XXX	0	0	0	0	0	0	0
8. 2018	XXX	XXX	XXX	XXX	XXX	XXX	0	0	0	0	0	0
9. 2019	XXX	XXX	XXX	XXX	XXX	XXX	XXX	0	0	0	0	0
10. 2020	XXX	XXX	XXX	XXX	XXX	XXX	XXX	XXX	0	0	0	0
11. 2021	XXX	XXX	XXX	XXX	XXX	XXX	XXX	XXX	XXX	0	0	0

SCHEDULE P - PART 3H - SECTION 2 - OTHER LIABILITY - CLAIMS-MADE

1. Prior	.000												
2. 2012													
3. 2013	XXX												
4. 2014	XXX	XXX											
5. 2015	XXX	XXX	XXX										
6. 2016	XXX	XXX	XXX	XXX									
7. 2017	XXX	XXX	XXX	XXX	XXX								
8. 2018	XXX	XXX	XXX	XXX	XXX	XXX							
9. 2019	XXX	XXX	XXX	XXX	XXX	XXX	XXX						
10. 2020	XXX	XXX	XXX	XXX	XXX	XXX	XXX	XXX					
11. 2021	XXX	XXX	XXX	XXX	XXX	XXX	XXX	XXX	XXX	XXX			

NONE

Schedule P - Part 3I - Special Property

NONE

Schedule P - Part 3J - Auto Physical Damage

NONE

Schedule P - Part 3K - Fidelity/Surety

NONE

Schedule P - Part 3L - Other (Including Credit, Accident and Health)

NONE

Schedule P - Part 3M - International

NONE

Schedule P - Part 3N - Reinsurance - Nonproportional Assumed Property

NONE

Schedule P - Part 3O - Reinsurance - Nonproportional Assumed Liability

NONE

Schedule P - Part 3P - Reinsurance - Nonproportional Assumed Financial Lines

NONE

Schedule P - Part 3R - Section 1 - Product Liability - Occurrence

NONE

Schedule P - Part 3R - Section 2 - Product Liability - Claims-Made

NONE

Schedule P - Part 3S - Financial Guaranty/Mortgage Guaranty

NONE

Schedule P - Part 3T - Warranty

NONE

ANNUAL STATEMENT FOR THE YEAR 2021 OF THE GREAT AMERICAN CONTEMPORARY INSURANCE COMPANY

SCHEDULE P - PART 4A - HOMEOWNERS/FAROWNERS

Years in Which Losses Were Incurred	BULK AND IBNR RESERVES ON NET LOSSES AND DEFENSE AND COST CONTAINMENT EXPENSES REPORTED AT YEAR END (\$000 OMITTED)									
	1	2	3	4	5	6	7	8	9	10
	2012	2013	2014	2015	2016	2017	2018	2019	2020	2021
1. Prior										
2. 2012										
3. 2013	XXX									
4. 2014	XXX	XXX								
5. 2015	XXX	XXX	XX							
6. 2016	XXX	XXX	XX	XX						
7. 2017	XXX	XXX	XX	XXX	XX					
8. 2018	XXX	XXX	XXX	XXX	XXX	XXX				
9. 2019	XXX	XXX	XXX	XXX	XXX	XXX	XXX			
10. 2020	XXX	XXX	XXX	XXX	XXX	XXX	XXX	XXX		
11. 2021	XXX	XXX	XXX	XXX	XXX	XXX	XXX	XXX	XXX	

SCHEDULE P - PART 4B - PRIVATE PASSENGER AUTO LIABILITY/MEDICAL

1. Prior										
2. 2012										
3. 2013	XXX									
4. 2014	XXX	XXX								
5. 2015	XXX	XXX	XXX							
6. 2016	XXX	XXX	XX	XX						
7. 2017	XXX	XXX	XX	XX	XX					
8. 2018	XXX	XXX	XX	XX	XX	XX				
9. 2019	XXX	XXX	XX	XXX	XXX	XX	XXX			
10. 2020	XXX	XXX	XXX	XXX	XXX	XXX	XXX	XXX		
11. 2021	XXX	XXX	XXX	XXX	XXX	XXX	XXX	XXX	XXX	

SCHEDULE P - PART 4C - COMMERCIAL AUTO/TRUCK LIABILITY/MEDICAL

1. Prior										
2. 2012										
3. 2013	XXX									
4. 2014	XXX	XXX								
5. 2015	XXX	XXX	XXX							
6. 2016	XXX	XXX	XX	XX						
7. 2017	XXX	XXX	XX	XX	XX					
8. 2018	XXX	XXX	XX	XX	XX	XX				
9. 2019	XXX	XXX	XX	XXX	XXX	XX	XXX			
10. 2020	XXX	XXX	XXX	XXX	XXX	XXX	XXX	XXX		
11. 2021	XXX	XXX	XXX	XXX	XXX	XXX	XXX	XXX	XXX	

**SCHEDULE P - PART 4D - WORKERS' COMPENSATION
(EXCLUDING EXCESS WORKERS' COMPENSATION)**

1. Prior	592,284	469,743	408,357	370,090	329,105	279,248	235,636	172,712	139,736	125,997
2. 2012	261,417	162,808	116,361	90,282	75,303	58,841	41,247	28,185	20,663	14,905
3. 2013	XXX	267,240	147,793	106,710	91,490	72,508	51,134	38,112	27,711	21,204
4. 2014	XXX	XXX	250,888	142,615	107,182	86,405	64,330	42,179	28,426	24,167
5. 2015	XXX	XXX	XXX	234,924	126,317	80,789	55,372	36,411	31,263	26,569
6. 2016	XXX	XXX	XXX	XXX	241,731	141,622	99,707	75,873	57,844	43,469
7. 2017	XXX	XXX	XXX	XXX	XXX	268,681	183,884	134,530	106,201	75,879
8. 2018	XXX	XXX	XXX	XXX	XXX	XXX	248,561	163,470	126,999	81,014
9. 2019	XXX	XXX	XXX	XXX	XXX	XXX	XXX	215,945	146,560	111,312
10. 2020	XXX	XXX	XXX	XXX	XXX	XXX	XXX	XXX	224,169	151,525
11. 2021	XXX	XXX	XXX	XXX	XXX	XXX	XXX	XXX	XXX	196,772

SCHEDULE P - PART 4E - COMMERCIAL MULTIPLE PERIL

1. Prior										
2. 2012										
3. 2013	XXX									
4. 2014	XXX	XXX								
5. 2015	XXX	XXX	XXX							
6. 2016	XXX	XXX	XX	XX						
7. 2017	XXX	XXX	XX	XX	XX					
8. 2018	XXX	XXX	XX	XX	XX	XX				
9. 2019	XXX	XXX	XX	XXX	XXX	XX	XXX			
10. 2020	XXX	XXX	XXX	XXX	XXX	XXX	XXX	XXX		
11. 2021	XXX	XXX	XXX	XXX	XXX	XXX	XXX	XXX	XXX	

ANNUAL STATEMENT FOR THE YEAR 2021 OF THE GREAT AMERICAN CONTEMPORARY INSURANCE COMPANY
SCHEDULE P - PART 4F - SECTION 1 - MEDICAL PROFESSIONAL LIABILITY - OCCURRENCE

Years in Which Losses Were Incurred	BULK AND IBNR RESERVES ON NET LOSSES AND DEFENSE AND COST CONTAINMENT EXPENSES REPORTED AT YEAR END (\$000 OMITTED)									
	1	2	3	4	5	6	7	8	9	10
	2012	2013	2014	2015	2016	2017	2018	2019	2020	2021
1. Prior										
2. 2012										
3. 2013	XXX									
4. 2014	XXX	XXX								
5. 2015	XXX	XXX	XXX							
6. 2016	XXX	XXX	XXX	XXX						
7. 2017	XXX	XXX	XXX	XXX	XXX					
8. 2018	XXX	XXX	XXX	XXX	XXX	XXX				
9. 2019	XXX	XXX	XXX	XXX	XXX	XXX	XXX			
10. 2020	XXX	XXX	XXX	XXX	XXX	XXX	XXX	XXX		
11. 2021	XXX	XXX	XXX	XXX	XXX	XXX	XXX	XXX	XXX	

SCHEDULE P - PART 4F - SECTION 2 - MEDICAL PROFESSIONAL LIABILITY - CLAIMS-MADE

1. Prior										
2. 2012										
3. 2013	XXX									
4. 2014	XXX	XXX								
5. 2015	XXX	XXX	XXX							
6. 2016	XXX	XXX	XXX	XXX						
7. 2017	XXX	XXX	XXX	XXX	XXX					
8. 2018	XXX	XXX	XXX	XXX	XXX	XXX				
9. 2019	XXX	XXX	XXX	XXX	XXX	XXX	XXX			
10. 2020	XXX	XXX	XXX	XXX	XXX	XXX	XXX	XXX		
11. 2021	XXX	XXX	XXX	XXX	XXX	XXX	XXX	XXX	XXX	

SCHEDULE P - PART 4G - SPECIAL LIABILITY (OCEAN MARINE, AIRCRAFT (ALL PERILS), BOILER AND MACHINERY)

1. Prior										
2. 2012										
3. 2013	XXX									
4. 2014	XXX	XXX								
5. 2015	XXX	XXX	XXX							
6. 2016	XXX	XXX	XXX	XXX						
7. 2017	XXX	XXX	XXX	XXX	XXX					
8. 2018	XXX	XXX	XXX	XXX	XXX	XXX				
9. 2019	XXX	XXX	XXX	XXX	XXX	XXX	XXX			
10. 2020	XXX	XXX	XXX	XXX	XXX	XXX	XXX	XXX		
11. 2021	XXX	XXX	XXX	XXX	XXX	XXX	XXX	XXX	XXX	

SCHEDULE P - PART 4H - SECTION 1 - OTHER LIABILITY - OCCURRENCE

1. Prior	22,938	19,597	12,925	8,578	5,753	9,939	8,477	7,841	7,918	7,272
2. 2012	0	0	0	0	0	0	0	0	0	0
3. 2013	XXX	0	0	0	0	0	0	0	0	0
4. 2014	XXX	XXX	0	0	0	0	0	0	0	0
5. 2015	XXX	XXX	XXX	0	0	0	0	0	0	0
6. 2016	XXX	XXX	XXX	XXX	0	0	0	0	0	0
7. 2017	XXX	XXX	XXX	XXX	XXX	0	0	0	0	0
8. 2018	XXX	XXX	XXX	XXX	XXX	XXX	0	0	0	0
9. 2019	XXX	XXX	XXX	XXX	XXX	XXX	XXX	0	0	0
10. 2020	XXX	XXX	XXX	XXX	XXX	XXX	XXX	XXX	0	0
11. 2021	XXX	XXX	XXX	XXX	XXX	XXX	XXX	XXX	XXX	0

SCHEDULE P - PART 4H - SECTION 2 - OTHER LIABILITY - CLAIMS-MADE

1. Prior										
2. 2012										
3. 2013	XXX									
4. 2014	XXX	XXX								
5. 2015	XXX	XXX	XXX							
6. 2016	XXX	XXX	XXX	XXX						
7. 2017	XXX	XXX	XXX	XXX	XXX					
8. 2018	XXX	XXX	XXX	XXX	XXX	XXX				
9. 2019	XXX	XXX	XXX	XXX	XXX	XXX	XXX			
10. 2020	XXX	XXX	XXX	XXX	XXX	XXX	XXX	XXX		
11. 2021	XXX	XXX	XXX	XXX	XXX	XXX	XXX	XXX	XXX	

Schedule P - Part 4I - Special Property

NONE

Schedule P - Part 4J - Auto Physical Damage

NONE

Schedule P - Part 4K - Fidelity/Surety

NONE

Schedule P - Part 4L - Other (Including Credit, Accident and Health)

NONE

Schedule P - Part 4M - International

NONE

Schedule P - Part 4N - Reinsurance - Nonproportional Assumed Property

NONE

Schedule P - Part 4O - Reinsurance - Nonproportional Assumed Liability

NONE

Schedule P - Part 4P - Reinsurance - Nonproportional Assumed Financial Lines

NONE

Schedule P - Part 4R - Section 1 - Products Liability - Occurrence

NONE

Schedule P - Part 4R - Section 2 - Products Liability - Claims-Made

NONE

Schedule P - Part 4S - Financial Guaranty/Mortgage Guaranty

NONE

Schedule P - Part 4T - Warranty

NONE

Schedule P - Part 5A - Homeowners/Farmowners - Section 1

NONE

Schedule P - Part 5A - Homeowners/Farmowners - Section 2

NONE

Schedule P - Part 5A - Homeowners/Farmowners - Section 3

N O N E

Schedule P - Part 5B - Private Passenger Auto Liability/Medical - Section 1

N O N E

Schedule P - Part 5B - Private Passenger Auto Liability/Medical - Section 2

N O N E

Schedule P - Part 5B - Private Passenger Auto Liability/Medical - Section 3

N O N E

Schedule P - Part 5C - Commercial Auto/Truck Liability/Medical - Section 1

N O N E

Schedule P - Part 5C - Commercial Auto/Truck Liability/Medical - Section 2

N O N E

Schedule P - Part 5C - Commercial Auto/Truck Liability/Medical - Section 3

N O N E

ANNUAL STATEMENT FOR THE YEAR 2021 OF THE GREAT AMERICAN CONTEMPORARY INSURANCE COMPANY

**SCHEDULE P - PART 5D - WORKERS' COMPENSATION
(EXCLUDING EXCESS WORKERS' COMPENSATION)**

SECTION 1

Years in Which Premiums Were Earned and Losses Were Incurred	CUMULATIVE NUMBER OF CLAIMS CLOSED WITH LOSS PAYMENT DIRECT AND ASSUMED AT YEAR END									
	1	2	3	4	5	6	7	8	9	10
	2012	2013	2014	2015	2016	2017	2018	2019	2020	2021
1. Prior	12,027	2,636	1,170	663	482	1,773	324	260	226	184
2. 2012	19,083	28,721	29,923	30,405	30,638	31,142	31,213	31,374	31,395	31,415
3. 2013	XXX	18,549	27,528	28,709	29,213	29,990	30,088	30,456	30,492	30,524
4. 2014	XXX	XXX	17,547	25,830	27,177	28,182	28,404	28,520	28,579	28,635
5. 2015	XXX	XXX	XXX	16,870	24,573	26,213	26,739	26,969	27,076	27,137
6. 2016	XXX	XXX	XXX	XXX	16,867	24,965	26,087	26,577	26,797	26,926
7. 2017	XXX	XXX	XXX	XXX	XXX	17,300	24,324	25,397	25,827	25,995
8. 2018	XXX	XXX	XXX	XXX	XXX	XXX	17,807	25,001	26,092	26,499
9. 2019	XXX	XXX	XXX	XXX	XXX	XXX	XXX	17,667	24,481	25,580
10. 2020	XXX	XXX	XXX	XXX	XXX	XXX	XXX	XXX	14,892	21,407
11. 2021	XXX	XXX	XXX	XXX	XXX	XXX	XXX	XXX	XXX	15,432

SECTION 2

Years in Which Premiums Were Earned and Losses Were Incurred	NUMBER OF CLAIMS OUTSTANDING DIRECT AND ASSUMED AT YEAR END									
	1	2	3	4	5	6	7	8	9	10
	2012	2013	2014	2015	2016	2017	2018	2019	2020	2021
1. Prior	6,814	4,389	3,316	2,658	2,227	2,040	1,760	1,521	1,312	1,159
2. 2012	11,103	2,070	1,003	551	338	214	146	106	85	80
3. 2013	XXX	10,434	2,024	986	552	303	212	144	107	84
4. 2014	XXX	XXX	9,656	2,180	1,017	534	328	221	158	114
5. 2015	XXX	XXX	XXX	8,523	2,041	1,015	518	304	207	159
6. 2016	XXX	XXX	XXX	XXX	8,289	1,919	932	479	279	187
7. 2017	XXX	XXX	XXX	XXX	XXX	7,244	1,754	809	405	279
8. 2018	XXX	XXX	XXX	XXX	XXX	XXX	7,636	1,789	819	435
9. 2019	XXX	XXX	XXX	XXX	XXX	XXX	XXX	7,321	1,851	871
10. 2020	XXX	XXX	XXX	XXX	XXX	XXX	XXX	XXX	6,657	1,804
11. 2021	XXX	XXX	XXX	XXX	XXX	XXX	XXX	XXX	XXX	6,846

SECTION 3

Years in Which Premiums Were Earned and Losses Were Incurred	CUMULATIVE NUMBER OF CLAIMS REPORTED DIRECT AND ASSUMED AT YEAR END									
	1	2	3	4	5	6	7	8	9	10
	2012	2013	2014	2015	2016	2017	2018	2019	2020	2021
1. Prior	1,732	215	60	93	65	110	61	34	23	44
2. 2012	34,936	36,466	36,525	36,559	36,581	36,593	36,594	36,754	36,754	36,771
3. 2013	XXX	33,727	35,191	35,295	35,357	35,362	35,373	35,897	35,896	35,906
4. 2014	XXX	XXX	31,569	33,028	33,159	33,170	33,183	33,193	33,192	33,203
5. 2015	XXX	XXX	XXX	29,986	31,422	31,516	31,553	31,570	31,585	31,600
6. 2016	XXX	XXX	XXX	XXX	29,690	31,037	31,138	31,169	31,186	31,225
7. 2017	XXX	XXX	XXX	XXX	XXX	28,866	30,162	30,238	30,263	30,303
8. 2018	XXX	XXX	XXX	XXX	XXX	XXX	29,632	30,937	31,033	31,055
9. 2019	XXX	XXX	XXX	XXX	XXX	XXX	XXX	29,136	30,403	30,489
10. 2020	XXX	XXX	XXX	XXX	XXX	XXX	XXX	XXX	25,234	26,874
11. 2021	XXX	XXX	XXX	XXX	XXX	XXX	XXX	XXX	XXX	26,108

Schedule P - Part 5E - Commercial Multiple Peril - Section 1

N O N E

Schedule P - Part 5E - Commercial Multiple Peril - Section 2

N O N E

Schedule P - Part 5E - Commercial Multiple Peril - Section 3

N O N E

Schedule P - Part 5F - Medical Professional Liability - Occurrence - Section 1A

N O N E

Schedule P - Part 5F - Medical Professional Liability - Occurrence - Section 2A

N O N E

Schedule P - Part 5F - Medical Professional Liability - Occurrence - Section 3A

N O N E

Schedule P - Part 5F - Medical Professional Liability - Claims-Made - Section 1B

N O N E

Schedule P - Part 5F - Medical Professional Liability - Claims-Made - Section 2B

N O N E

Schedule P - Part 5F - Medical Professional Liability - Claims-Made - Section 3B

N O N E

ANNUAL STATEMENT FOR THE YEAR 2021 OF THE GREAT AMERICAN CONTEMPORARY INSURANCE COMPANY
SCHEDULE P - PART 5H - OTHER LIABILITY - OCCURRENCE

SECTION 1A

Years in Which Premiums Were Earned and Losses Were Incurred	CUMULATIVE NUMBER OF CLAIMS CLOSED WITH LOSS PAYMENT DIRECT AND ASSUMED AT YEAR END									
	1	2	3	4	5	6	7	8	9	10
	2012	2013	2014	2015	2016	2017	2018	2019	2020	2021
1. Prior	.1	.6	.6	.8	.9	.17	.6	.10	.14	.10
2. 2012	.0	.0	.0	.0	.0	.0	.0	.0	.0	.0
3. 2013	XXX	.0	.0	.0	.0	.0	.0	.0	.0	.0
4. 2014	XXX	XXX	.0	.0	.0	.0	.0	.0	.0	.0
5. 2015	XXX	XXX	XXX	.0	.0	.0	.0	.0	.0	.0
6. 2016	XXX	XXX	XXX	XXX	.0	.0	.0	.0	.0	.0
7. 2017	XXX	XXX	XXX	XXX	XXX	.0	.0	.0	.0	.0
8. 2018	XXX	XXX	XXX	XXX	XXX	XXX	.0	.0	.0	.0
9. 2019	XXX	XXX	XXX	XXX	XXX	XXX	XXX	.0	.0	.0
10. 2020	XXX	XXX	XXX	XXX	XXX	XXX	XXX	XXX	.0	.0
11. 2021	XXX	XXX	XXX	XXX	XXX	XXX	XXX	XXX	XXX	.0

SECTION 2A

Years in Which Premiums Were Earned and Losses Were Incurred	NUMBER OF CLAIMS OUTSTANDING DIRECT AND ASSUMED AT YEAR END									
	1	2	3	4	5	6	7	8	9	10
	2012	2013	2014	2015	2016	2017	2018	2019	2020	2021
1. Prior	79	131	154	179	202	199	194	189	178	166
2. 2012	.0	.0	.0	.0	.0	.0	.0	.0	.0	.0
3. 2013	XXX	.0	.0	.0	.0	.0	.0	.0	.0	.0
4. 2014	XXX	XXX	.0	.0	.0	.0	.0	.0	.0	.0
5. 2015	XXX	XXX	XXX	.0	.0	.0	.0	.0	.0	.0
6. 2016	XXX	XXX	XXX	XXX	.0	.0	.0	.0	.0	.0
7. 2017	XXX	XXX	XXX	XXX	XXX	.0	.0	.0	.0	.0
8. 2018	XXX	XXX	XXX	XXX	XXX	XXX	.0	.0	.0	.0
9. 2019	XXX	XXX	XXX	XXX	XXX	XXX	XXX	.0	.0	.0
10. 2020	XXX	XXX	XXX	XXX	XXX	XXX	XXX	XXX	.0	.0
11. 2021	XXX	XXX	XXX	XXX	XXX	XXX	XXX	XXX	XXX	.0

SECTION 3A

Years in Which Premiums Were Earned and Losses Were Incurred	CUMULATIVE NUMBER OF CLAIMS REPORTED DIRECT AND ASSUMED AT YEAR END									
	1	2	3	4	5	6	7	8	9	10
	2012	2013	2014	2015	2016	2017	2018	2019	2020	2021
1. Prior	30	61	48	54	40	27	16	15	9	10
2. 2012	.0	.0	.0	.0	.0	.0	.0	.0	.0	.0
3. 2013	XXX	.0	.0	.0	.0	.0	.0	.0	.0	.0
4. 2014	XXX	XXX	.0	.0	.0	.0	.0	.0	.0	.0
5. 2015	XXX	XXX	XXX	.0	.0	.0	.0	.0	.0	.0
6. 2016	XXX	XXX	XXX	XXX	.0	.0	.0	.0	.0	.0
7. 2017	XXX	XXX	XXX	XXX	XXX	.0	.0	.0	.0	.0
8. 2018	XXX	XXX	XXX	XXX	XXX	XXX	.0	.0	.0	.0
9. 2019	XXX	XXX	XXX	XXX	XXX	XXX	XXX	.0	.0	.0
10. 2020	XXX	XXX	XXX	XXX	XXX	XXX	XXX	XXX	.0	.0
11. 2021	XXX	XXX	XXX	XXX	XXX	XXX	XXX	XXX	XXX	.0

Schedule P - Part 5H - Other Liability - Claims-Made - Section 1B

NONE

Schedule P - Part 5H - Other Liability - Claims-Made - Section 2B

NONE

Schedule P - Part 5H - Other Liability - Claims-Made - Section 3B

NONE

Schedule P - Part 5R - Products Liability - Occurrence - Section 1A

NONE

Schedule P - Part 5R - Products Liability - Occurrence - Section 2A

NONE

Schedule P - Part 5R - Products Liability - Occurrence - Section 3A

NONE

Schedule P - Part 5R - Products Liability - Claims-Made - Section 1B

NONE

Schedule P - Part 5R - Products Liability - Claims-Made - Section 2B

NONE

Schedule P - Part 5R - Products Liability - Claims-Made - Section 3B

NONE

Schedule P - Part 5T - Warranty - Section 1

NONE

Schedule P - Part 5T - Warranty - Section 2

NONE

Schedule P - Part 5T - Warranty - Section 3

NONE

ANNUAL STATEMENT FOR THE YEAR 2021 OF THE GREAT AMERICAN CONTEMPORARY INSURANCE COMPANY
SCHEDULE P - PART 6C - COMMERCIAL AUTO/TRUCK LIABILITY/MEDICAL
SECTION 1

Years in Which Premiums Were Earned and Losses Were Incurred	CUMULATIVE PREMIUMS EARNED DIRECT AND ASSUMED AT YEAR END (\$000 OMITTED)										11 Current Year Premiums Earned
	1	2	3	4	5	6	7	8	9	10	
	2012	2013	2014	2015	2016	2017	2018	2019	2020	2021	
1. Prior.....											
2. 2012.....											
3. 2013.....	XXX										
4. 2014.....	XXX	XXX									
5. 2015.....	XXX	XXX	XXX								
6. 2016.....	XXX	XXX	XXX	XXX							
7. 2017.....	XXX	XXX	XXX	XXX	XXX						
8. 2018.....	XXX	XXX	XXX	XXX	XXX	XXX					
9. 2019.....	XXX	XXX	XXX	XXX	XXX	XXX	XXX				
10. 2020.....	XXX	XXX	XXX	XXX	XXX	XXX	XXX	XXX			
11. 2021.....	XXX	XXX	XXX	XXX	XXX	XXX	XXX	XXX	XXX		
12. Totals.....	XXX	XXX	XXX	XXX	XXX	XXX	XXX	XXX	XXX	XXX	
13. Earned Premiums (Sch P-Pt. 1)											XXX

SECTION 2

Years in Which Premiums Were Earned and Losses Were Incurred	CUMULATIVE PREMIUMS EARNED CEDED AT YEAR END (\$000 OMITTED)										11 Current Year Premiums Earned
	1	2	3	4	5	6	7	8	9	10	
	2012	2013	2014	2015	2016	2017	2018	2019	2020	2021	
1. Prior.....											
2. 2012.....											
3. 2013.....	XXX										
4. 2014.....	XXX	XXX									
5. 2015.....	XXX	XXX	XXX								
6. 2016.....	XXX	XXX	XXX	XXX							
7. 2017.....	XXX	XXX	XXX	XXX	XXX						
8. 2018.....	XXX	XXX	XXX	XXX	XXX	XXX					
9. 2019.....	XXX	XXX	XXX	XXX	XXX	XXX	XXX				
10. 2020.....	XXX	XXX	XXX	XXX	XXX	XXX	XXX	XXX			
11. 2021.....	XXX	XXX	XXX	XXX	XXX	XXX	XXX	XXX	XXX		
12. Totals.....	XXX	XXX	XXX	XXX	XXX	XXX	XXX	XXX	XXX	XXX	
13. Earned Premiums (Sch P-Pt. 1)											XXX

SCHEDULE P - PART 6D - WORKERS' COMPENSATION
(EXCLUDING EXCESS WORKERS' COMPENSATION)
SECTION 1

Years in Which Premiums Were Earned and Losses Were Incurred	CUMULATIVE PREMIUMS EARNED DIRECT AND ASSUMED AT YEAR END (\$000 OMITTED)										11 Current Year Premiums Earned
	1	2	3	4	5	6	7	8	9	10	
	2012	2013	2014	2015	2016	2017	2018	2019	2020	2021	
1. Prior.....	15,101	(1,425)	(2,165)	2,027	(248)	182	41	(34)	21	2	2
2. 2012.....	699,252	712,840	712,573	712,700	712,821	713,059	713,074	713,080	713,082	713,084	2
3. 2013.....	XXX	761,448	889,776	891,914	891,603	891,666	891,673	891,678	891,665	891,666	1
4. 2014.....	XXX	XXX	685,387	826,745	827,740	827,597	827,612	827,632	827,590	827,600	10
5. 2015.....	XXX	XXX	XXX	663,055	793,858	796,446	796,205	796,187	796,141	796,143	2
6. 2016.....	XXX	XXX	XXX	XXX	681,005	816,751	815,883	815,989	815,971	815,933	(38)
7. 2017.....	XXX	XXX	XXX	XXX	XXX	718,091	823,184	821,954	821,881	821,698	(183)
8. 2018.....	XXX	XXX	XXX	XXX	XXX	XXX	722,630	827,034	825,820	822,767	(3,053)
9. 2019.....	XXX	XXX	XXX	XXX	XXX	XXX	XXX	701,617	780,221	778,858	(1,363)
10. 2020.....	XXX	XXX	XXX	XXX	XXX	XXX	XXX	XXX	643,145	722,337	79,192
11. 2021.....	XXX	XXX	XXX	XXX	XXX	XXX	XXX	XXX	XXX	629,143	629,143
12. Totals.....	XXX	XXX	XXX	XXX	XXX	XXX	XXX	XXX	XXX	XXX	703,715
13. Earned Premiums (Sch P-Pt. 1)	714,353	773,611	811,284	808,706	812,364	856,583	826,692	804,876	720,368	703,715	XXX

SECTION 2

Years in Which Premiums Were Earned and Losses Were Incurred	CUMULATIVE PREMIUMS EARNED CEDED AT YEAR END (\$000 OMITTED)										11 Current Year Premiums Earned
	1	2	3	4	5	6	7	8	9	10	
	2012	2013	2014	2015	2016	2017	2018	2019	2020	2021	
1. Prior.....	216	(10)	(18)	0	(1)	2	0	0	0	0	0
2. 2012.....	12,618	12,997	13,003	13,011	13,011	13,012	13,012	13,013	13,013	13,013	0
3. 2013.....	XXX	13,883	23,931	23,998	24,003	24,002	24,004	24,004	24,004	24,004	0
4. 2014.....	XXX	XXX	12,038	17,956	18,008	17,997	17,996	17,998	17,998	17,998	0
5. 2015.....	XXX	XXX	XXX	12,492	17,428	17,561	17,557	17,559	17,561	17,561	0
6. 2016.....	XXX	XXX	XXX	XXX	13,269	18,772	18,807	18,797	18,798	18,798	0
7. 2017.....	XXX	XXX	XXX	XXX	XXX	12,376	16,887	16,940	16,934	16,934	0
8. 2018.....	XXX	XXX	XXX	XXX	XXX	XXX	11,739	16,071	16,098	16,096	(2)
9. 2019.....	XXX	XXX	XXX	XXX	XXX	XXX	XXX	12,209	16,652	16,634	(18)
10. 2020.....	XXX	XXX	XXX	XXX	XXX	XXX	XXX	XXX	12,428	16,361	3,933
11. 2021.....	XXX	XXX	XXX	XXX	XXX	XXX	XXX	XXX	XXX	11,090	11,090
12. Totals.....	XXX	XXX	XXX	XXX	XXX	XXX	XXX	XXX	XXX	XXX	15,003
13. Earned Premiums (Sch P-Pt. 1)	12,834	14,251	22,075	18,484	18,262	18,003	16,282	16,588	16,895	15,003	XXX

**ANNUAL STATEMENT FOR THE YEAR 2021 OF THE GREAT AMERICAN CONTEMPORARY INSURANCE COMPANY
SCHEDULE P - PART 6E - COMMERCIAL MULTIPLE PERIL
SECTION 1**

Years in Which Premiums Were Earned and Losses Were Incurred	CUMULATIVE PREMIUMS EARNED DIRECT AND ASSUMED AT YEAR END (\$000 OMITTED)										11 Current Year Premiums Earned	
	1 2012	2 2013	3 2014	4 2015	5 2016	6 2017	7 2018	8 2019	9 2020	10 2021		
1. Prior.....												
2. 2012.....												
3. 2013.....	XXX											
4. 2014.....	XXX	XXX										
5. 2015.....	XXX	XXX	XXX									
6. 2016.....	XXX	XXX	XXX	XXX								
7. 2017.....	XXX	XXX	XXX	XXX	XXX							
8. 2018.....	XXX	XXX	XXX	XXX	XXX	XXX						
9. 2019.....	XXX	XXX	XXX	XXX	XXX	XXX	XXX					
10. 2020.....	XXX	XXX	XXX	XXX	XXX	XXX	XXX	XXX				
11. 2021.....	XXX	XXX	XXX	XXX	XXX	XXX	XXX	XXX	XXX			
12. Totals.....	XXX	XXX	XXX	XXX	XXX	XXX	XXX	XXX	XXX	XXX	XXX	
13. Earned Premiums (Sch P-Pt. 1)												XXX

SECTION 2

Years in Which Premiums Were Earned and Losses Were Incurred	CUMULATIVE PREMIUMS EARNED CEDED AT YEAR END (\$000 OMITTED)										11 Current Year Premiums Earned	
	1 2012	2 2013	3 2014	4 2015	5 2016	6 2017	7 2018	8 2019	9 2020	10 2021		
1. Prior.....												
2. 2012.....												
3. 2013.....	XXX											
4. 2014.....	XXX	XXX										
5. 2015.....	XXX	XXX	XXX									
6. 2016.....	XXX	XXX	XXX	XXX								
7. 2017.....	XXX	XXX	XXX	XXX	XXX							
8. 2018.....	XXX	XXX	XXX	XXX	XXX	XXX						
9. 2019.....	XXX	XXX	XXX	XXX	XXX	XXX	XXX					
10. 2020.....	XXX	XXX	XXX	XXX	XXX	XXX	XXX	XXX				
11. 2021.....	XXX	XXX	XXX	XXX	XXX	XXX	XXX	XXX	XXX			
12. Totals.....	XXX	XXX	XXX	XXX	XXX	XXX	XXX	XXX	XXX	XXX	XXX	
13. Earned Premiums (Sch P-Pt. 1)												XXX

**SCHEDULE P - PART 6H - OTHER LIABILITY - OCCURRENCE
SECTION 1A**

Years in Which Premiums Were Earned and Losses Were Incurred	CUMULATIVE PREMIUMS EARNED DIRECT AND ASSUMED AT YEAR END (\$000 OMITTED)										11 Current Year Premiums Earned	
	1 2012	2 2013	3 2014	4 2015	5 2016	6 2017	7 2018	8 2019	9 2020	10 2021		
1. Prior.....	214	(1)	0	0	0	0	0	0	0	0	0	0
2. 2012.....	0	0	0	0	0	0	0	0	0	0	0	0
3. 2013.....	XXX	0	0	0	0	0	0	0	0	0	0	0
4. 2014.....	XXX	XXX	0	0	0	0	0	0	0	0	0	0
5. 2015.....	XXX	XXX	XXX	0	0	0	0	0	0	0	0	0
6. 2016.....	XXX	XXX	XXX	XXX	0	0	0	0	0	0	0	0
7. 2017.....	XXX	XXX	XXX	XXX	XXX	0	0	0	0	0	0	0
8. 2018.....	XXX	XXX	XXX	XXX	XXX	XXX	0	0	0	0	0	0
9. 2019.....	XXX	XXX	XXX	XXX	XXX	XXX	XXX	0	0	0	0	0
10. 2020.....	XXX	XXX	XXX	XXX	XXX	XXX	XXX	XXX	0	0	0	0
11. 2021.....	XXX	XXX	XXX	XXX	XXX	XXX	XXX	XXX	XXX	0	0	0
12. Totals.....	XXX	XXX	XXX	XXX	XXX	XXX	XXX	XXX	XXX	XXX	XXX	0
13. Earned Premiums (Sch P-Pt. 1)	214	(1)	0	0	0	0	0	0	0	0	0	XXX

SECTION 2A

Years in Which Premiums Were Earned and Losses Were Incurred	CUMULATIVE PREMIUMS EARNED CEDED AT YEAR END (\$000 OMITTED)										11 Current Year Premiums Earned	
	1 2012	2 2013	3 2014	4 2015	5 2016	6 2017	7 2018	8 2019	9 2020	10 2021		
1. Prior.....	72	392	0	0	0	0	0	0	0	0	0	0
2. 2012.....	0	0	0	0	0	0	0	0	0	0	0	0
3. 2013.....	XXX	0	0	0	0	0	0	0	0	0	0	0
4. 2014.....	XXX	XXX	0	0	0	0	0	0	0	0	0	0
5. 2015.....	XXX	XXX	XXX	0	0	0	0	0	0	0	0	0
6. 2016.....	XXX	XXX	XXX	XXX	0	0	0	0	0	0	0	0
7. 2017.....	XXX	XXX	XXX	XXX	XXX	0	0	0	0	0	0	0
8. 2018.....	XXX	XXX	XXX	XXX	XXX	XXX	0	0	0	0	0	0
9. 2019.....	XXX	XXX	XXX	XXX	XXX	XXX	XXX	0	0	0	0	0
10. 2020.....	XXX	XXX	XXX	XXX	XXX	XXX	XXX	XXX	0	0	0	0
11. 2021.....	XXX	XXX	XXX	XXX	XXX	XXX	XXX	XXX	XXX	0	0	0
12. Totals.....	XXX	XXX	XXX	XXX	XXX	XXX	XXX	XXX	XXX	XXX	XXX	0
13. Earned Premiums (Sch P-Pt. 1)	72	392	0	0	0	0	0	0	0	0	0	XXX

Schedule P - Part 6H - Other Liability - Claims-Made - Section 1B

NONE

Schedule P - Part 6H - Other Liability - Claims-Made - Section 2B

NONE

Schedule P - Part 6M - International - Section 1

NONE

Schedule P - Part 6M - International - Section 2

NONE

Schedule P - Part 6N- Reinsurance A - Nonproportional Assumed Property - Section 1

NONE

Schedule P - Part 6N- Reinsurance A - Nonproportional Assumed Property - Section 2

NONE

Schedule P - Part 6O - Reinsurance B - Nonproportional Liability - Section 1

NONE

Schedule P - Part 6O - Reinsurance B - Nonproportional Assumed Liability - Section 2

NONE

Schedule P - Part 6R - Products Liability - Occurrence - Section 1A

NONE

Schedule P - Part 6R - Products Liability - Occurrence - Section 2A

NONE

Schedule P - Part 6R - Products Liability - Claims-Made - Section 1B

NONE

Schedule P - Part 6R - Products Liability - Claims-Made - Section 2B

NONE

**ANNUAL STATEMENT FOR THE YEAR 2021 OF THE GREAT AMERICAN CONTEMPORARY INSURANCE COMPANY
SCHEDULE P - PART 7A - PRIMARY LOSS SENSITIVE CONTRACTS (\$000 OMITTED)**

SECTION 1

Schedule P - Part 1	1 Total Net Losses and Expenses Unpaid	2 Net Losses and Expenses Unpaid on Loss Sensitive Contracts	3 Loss Sensitive as Percentage of Total	4 Total Net Premiums Written	5 Net Premiums Written on Loss Sensitive Contracts	6 Loss Sensitive as Percentage of Total
1. Homeowners/Farmowners	0	0	0.0	0	0	0.0
2. Private Passenger Auto Liability/ Medical	0	0	0.0	0	0	0.0
3. Commercial Auto/Truck Liability/ Medical	0	0	0.0	0	0	0.0
4. Workers' Compensation	1,476,756	64,949	4.4	703,510	28,943	4.1
5. Commercial Multiple Peril	0	0	0.0	0	0	0.0
6. Medical Professional Liability - Occurrence	0	0	0.0	0	0	0.0
7. Medical Professional Liability - Claims - Made	0	0	0.0	0	0	0.0
8. Special Liability	0	0	0.0	0	0	0.0
9. Other Liability - Occurrence	14,152	0	0.0	0	0	0.0
10. Other Liability - Claims-Made	0	0	0.0	0	0	0.0
11. Special Property	0	0	0.0	0	0	0.0
12. Auto Physical Damage	0	0	0.0	0	0	0.0
13. Fidelity/Surety	0	0	0.0	0	0	0.0
14. Other	0	0	0.0	0	0	0.0
15. International	0	0	0.0	0	0	0.0
16. Reinsurance - Nonproportional Assumed Property	XXX	XXX	XXX	XXX	XXX	XXX
17. Reinsurance - Nonproportional Assumed Liability	XXX	XXX	XXX	XXX	XXX	XXX
18. Reinsurance - Nonproportional Assumed Financial Lines	XXX	XXX	XXX	XXX	XXX	XXX
19. Products Liability - Occurrence	0	0	0.0	0	0	0.0
20. Products Liability - Claims-Made	0	0	0.0	0	0	0.0
21. Financial Guaranty/Mortgage Guaranty	0	0	0.0	0	0	0.0
22. Warranty	0	0	0.0	0	0	0.0
23. Totals	1,490,907	64,949	4.4	703,510	28,943	4.1

SECTION 2

Years in Which Policies Were Issued	INCURRED LOSSES AND DEFENSE AND COST CONTAINMENT EXPENSES REPORTED AT YEAR END (\$000 OMITTED)									
	1	2	3	4	5	6	7	8	9	10
	2012	2013	2014	2015	2016	2017	2018	2019	2020	2021
1. Prior	110,870	107,342	104,671	90,429	87,327	87,769	85,602	82,426	77,259	55,804
2. 2012	13,160	23,020	22,397	21,224	22,428	23,713	23,482	22,990	23,569	23,480
3. 2013	XXX	14,359	23,913	25,596	27,158	27,475	28,323	28,669	27,787	27,873
4. 2014	XXX	XXX	14,201	26,110	26,222	28,780	28,679	28,973	28,072	27,976
5. 2015	XXX	XXX	XXX	9,916	18,715	18,486	18,623	19,027	20,558	20,177
6. 2016	XXX	XXX	XXX	XXX	19,111	26,374	26,985	25,968	24,965	24,497
7. 2017	XXX	XXX	XXX	XXX	XXX	17,888	28,729	34,082	25,147	24,106
8. 2018	XXX	XXX	XXX	XXX	XXX	XXX	24,902	33,475	35,917	36,188
9. 2019	XXX	XXX	XXX	XXX	XXX	XXX	XXX	18,030	25,104	25,360
10. 2020	XXX	XXX	XXX	XXX	XXX	XXX	XXX	XXX	10,511	15,077
11. 2021	XXX	XXX	XXX	XXX	XXX	XXX	XXX	XXX	XXX	10,109

SECTION 3

Years in Which Policies Were Issued	BULK AND INCURRED BUT NOT REPORTED RESERVES FOR LOSSES AND DEFENSE AND COST CONTAINMENT EXPENSES AT YEAR END (\$000 OMITTED)									
	1	2	3	4	5	6	7	8	9	10
	2012	2013	2014	2015	2016	2017	2018	2019	2020	2021
1. Prior	45,586	38,688	34,353	23,833	24,085	23,665	22,494	20,483	17,311	16,357
2. 2012	5,626	6,380	2,970	820	1,181	1,507	1,141	505	601	482
3. 2013	XXX	6,836	5,882	3,334	3,004	2,043	1,876	1,743	552	523
4. 2014	XXX	XXX	5,526	5,905	3,433	3,647	2,067	1,870	970	800
5. 2015	XXX	XXX	XXX	3,697	5,081	2,316	1,503	993	1,618	1,280
6. 2016	XXX	XXX	XXX	XXX	8,609	7,628	5,420	2,885	1,393	131
7. 2017	XXX	XXX	XXX	XXX	XXX	7,852	8,425	8,828	2,006	1,083
8. 2018	XXX	XXX	XXX	XXX	XXX	XXX	12,721	9,005	7,340	5,085
9. 2019	XXX	XXX	XXX	XXX	XXX	XXX	XXX	8,352	6,680	4,332
10. 2020	XXX	XXX	XXX	XXX	XXX	XXX	XXX	XXX	4,202	2,956
11. 2021	XXX	XXX	XXX	XXX	XXX	XXX	XXX	XXX	XXX	4,251

ANNUAL STATEMENT FOR THE YEAR 2021 OF THE GREAT AMERICAN CONTEMPORARY INSURANCE COMPANY
SCHEDULE P - PART 7A - PRIMARY LOSS SENSITIVE CONTRACTS (Continued)

SECTION 4

Years in Which Policies Were Issued	NET EARNED PREMIUMS REPORTED AT YEAR END (\$000 OMITTED)									
	1	2	3	4	5	6	7	8	9	10
	2012	2013	2014	2015	2016	2017	2018	2019	2020	2021
1. Prior	60,014	58,742	61,445	62,878	62,621	62,858	62,592	62,904	63,051	63,051
2. 2012	22,566	34,468	35,059	35,145	35,323	35,555	35,487	35,613	35,528	35,528
3. 2013	XXX	23,999	37,075	39,947	39,740	39,907	39,805	39,711	39,743	39,656
4. 2014	XXX	XXX	23,866	39,812	39,565	39,146	38,847	39,002	38,880	38,963
5. 2015	XXX	XXX	XXX	23,761	35,607	35,224	35,102	35,048	35,226	35,106
6. 2016	XXX	XXX	XXX	XXX	27,141	39,069	37,317	37,183	37,535	36,832
7. 2017	XXX	XXX	XXX	XXX	XXX	34,603	45,211	43,414	42,957	38,915
8. 2018	XXX	XXX	XXX	XXX	XXX	XXX	28,621	42,970	39,994	76,503
9. 2019	XXX	XXX	XXX	XXX	XXX	XXX	XXX	25,251	36,600	73,383
10. 2020	XXX	XXX	XXX	XXX	XXX	XXX	XXX	XXX	21,250	54,620
11. 2021	XXX	XXX	XXX	XXX	XXX	XXX	XXX	XXX	XXX	20,785

SECTION 5

Years in Which Policies Were Issued	NET RESERVE FOR PREMIUM ADJUSTMENTS AND ACCRUED RETROSPECTIVE PREMIUMS AT YEAR END (\$000 OMITTED)									
	1	2	3	4	5	6	7	8	9	10
	2012	2013	2014	2015	2016	2017	2018	2019	2020	2021
1. Prior	4,426	1,608	2,828	2,085	1,564	1,293	865	725	925	920
2. 2012	3,335	1,716	236	304	274	289	82	93	0	0
3. 2013	XXX	3,607	915	950	333	563	209	104	121	120
4. 2014	XXX	XXX	2,666	2,538	1,069	594	106	110	(40)	(42)
5. 2015	XXX	XXX	XXX	3,878	2,948	987	553	340	336	335
6. 2016	XXX	XXX	XXX	XXX	4,461	3,668	1,561	1,086	1,265	1,258
7. 2017	XXX	XXX	XXX	XXX	XXX	7,122	4,062	1,839	1,211	1,207
8. 2018	XXX	XXX	XXX	XXX	XXX	XXX	3,780	3,406	(287)	(367)
9. 2019	XXX	XXX	XXX	XXX	XXX	XXX	XXX	2,828	1,549	1,156
10. 2020	XXX	XXX	XXX	XXX	XXX	XXX	XXX	XXX	2,417	2,318
11. 2021	XXX	XXX	XXX	XXX	XXX	XXX	XXX	XXX	XXX	(540)

**ANNUAL STATEMENT FOR THE YEAR 2021 OF THE GREAT AMERICAN CONTEMPORARY INSURANCE COMPANY
SCHEDULE P - PART 7B - REINSURANCE LOSS SENSITIVE CONTRACTS (\$000 OMITTED)**

SECTION 1

Schedule P - Part 1	1 Total Net Losses and Expenses Unpaid	2 Net Losses and Expenses Unpaid on Loss Sensitive Contracts	3 Loss Sensitive as Percentage of Total	4 Total Net Premiums Written	5 Net Premiums Written on Loss Sensitive Contracts	6 Loss Sensitive as Percentage of Total
1. Homeowners/Farmowners	0	0	0.0	0	0	0.0
2. Private Passenger Auto Liability/Medical	0	0	0.0	0	0	0.0
3. Commercial Auto/Truck Liability/Medical	0	0	0.0	0	0	0.0
4. Workers' Compensation	1,476,756	0	0.0	703,510	0	0.0
5. Commercial Multiple Peril	0	0	0.0	0	0	0.0
6. Medical Professional Liability - Occurrence	0	0	0.0	0	0	0.0
7. Medical Professional Liability - Claims - Made	0	0	0.0	0	0	0.0
8. Special Liability	0	0	0.0	0	0	0.0
9. Other Liability - Occurrence	14,152	0	0.0	0	0	0.0
10. Other Liability - Claims-Made	0	0	0.0	0	0	0.0
11. Special Property	0	0	0.0	0	0	0.0
12. Auto Physical Damage	0	0	0.0	0	0	0.0
13. Fidelity/Surety	0	0	0.0	0	0	0.0
14. Other	0	0	0.0	0	0	0.0
15. International	0	0	0.0	0	0	0.0
16. Reinsurance - Nonproportional Assumed Property	0	0	0.0	0	0	0.0
17. Reinsurance - Nonproportional Assumed Liability	0	0	0.0	0	0	0.0
18. Reinsurance - Nonproportional Assumed Financial Lines	0	0	0.0	0	0	0.0
19. Products Liability - Occurrence	0	0	0.0	0	0	0.0
20. Products Liability - Claims-Made	0	0	0.0	0	0	0.0
21. Financial Guaranty/Mortgage Guaranty	0	0	0.0	0	0	0.0
22. Warranty	0	0	0.0	0	0	0.0
23. Totals	1,490,907	0	0.0	703,510	0	0.0

SECTION 2

Years in Which Policies Were Issued	INCURRED LOSSES AND DEFENSE AND COST CONTAINMENT EXPENSES REPORTED AT YEAR END (\$000 OMITTED)									
	1 2012	2 2013	3 2014	4 2015	5 2016	6 2017	7 2018	8 2019	9 2020	10 2021
1. Prior										
2. 2012										
3. 2013	XXX									
4. 2014	XXX	XXX								
5. 2015	XXX	XXX	XX							
6. 2016	XXX	XXX	XX	XX						
7. 2017	XXX	XXX	XX	XXX	XX					
8. 2018	XXX	XXX	XXX	XXX	XXX	XXX				
9. 2019	XXX	XXX	XXX	XXX	XXX	XXX	XXX			
10. 2020	XXX	XXX	XXX	XXX	XXX	XXX	XXX	XXX		
11. 2021	XXX	XXX	XXX	XXX	XXX	XXX	XXX	XXX	XXX	

SECTION 3

Years in Which Policies Were Issued	BULK AND INCURRED BUT NOT REPORTED RESERVES FOR LOSSES AND DEFENSE AND COST CONTAINMENT EXPENSES AT YEAR END (\$000 OMITTED)									
	1 2012	2 2013	3 2014	4 2015	5 2016	6 2017	7 2018	8 2019	9 2020	10 2021
1. Prior										
2. 2012										
3. 2013	XXX									
4. 2014	XXX	XXX								
5. 2015	XXX	XXX	XX							
6. 2016	XXX	XXX	XX	XX						
7. 2017	XXX	XXX	XX	XXX	XX					
8. 2018	XXX	XXX	XXX	XXX	XXX	XXX				
9. 2019	XXX	XXX	XXX	XXX	XXX	XXX	XXX			
10. 2020	XXX	XXX	XXX	XXX	XXX	XXX	XXX	XXX		
11. 2021	XXX	XXX	XXX	XXX	XXX	XXX	XXX	XXX	XXX	

Schedule P - Part 7B - Section 4 - Reinsurance Loss Sensitive Contracts

N O N E

Schedule P - Part 7B - Section 5 - Reinsurance Loss Sensitive Contracts

N O N E

Schedule P - Part 7B - Section 6 - Reinsurance Loss Sensitive Contracts

N O N E

Schedule P - Part 7B - Section 7 - Reinsurance Loss Sensitive Contracts

N O N E

ANNUAL STATEMENT FOR THE YEAR 2021 OF THE GREAT AMERICAN CONTEMPORARY INSURANCE COMPANY
SCHEDULE P INTERROGATORIES

1. The following questions relate to yet-to-be-issued Extended Reporting Endorsements (EREs) arising from Death, Disability, or Retirement (DDR) provisions in Medical Professional Liability Claims Made insurance policies. EREs provided for reasons other than DDR are not to be included.
- 1.1 Does the company issue Medical Professional Liability Claims Made insurance policies that provide tail (also known as an extended reporting endorsement, or "ERE") benefits in the event of Death, Disability, or Retirement (DDR) at a reduced charge or at no additional cost? Yes [] No [X]
 If the answer to question 1.1 is "no", leave the following questions blank. If the answer to question 1.1 is "yes", please answer the following questions:
- 1.2 What is the total amount of the reserve for that provision (DDR Reserve), as reported, explicitly or not, elsewhere in this statement (in dollars)?\$0
- 1.3 Does the company report any DDR reserve as Unearned Premium Reserve per SSAP #65? Yes [] No [X]
- 1.4 Does the company report any DDR reserve as loss or loss adjustment expense reserve? Yes [] No [X]
- 1.5 If the company reports DDR reserve as Unearned Premium Reserve, does that amount match the figure on the Underwriting and Investment Exhibit, Part 1A - Recapitulation of all Premiums (Page 7) Column 2, Lines 11.1 plus 11.2? Yes [] No [] N/A [X]
- 1.6 If the company reports DDR reserve as loss or loss adjustment expense reserve, please complete the following table corresponding to where these reserves are reported in Schedule P:

Years in Which Premiums Were Earned and Losses Were Incurred	DDR Reserve Included in Schedule P, Part 1F, Medical Professional Liability Column 24: Total Net Losses and Expenses Unpaid	
	1 Section 1: Occurrence	2 Section 2: Claims-Made
1.601 Prior	0	0
1.602 2012	0	0
1.603 2013	0	0
1.604 2014	0	0
1.605 2015	0	0
1.606 2016	0	0
1.607 2017	0	0
1.608 2018	0	0
1.609 2019	0	0
1.610 2020	0	0
1.611 2021	0	0
1.612 Totals	0	0

2. The definition of allocated loss adjustment expenses (ALAE) and, therefore, unallocated loss adjustment expenses (ULAE) was changed effective January 1, 1998. This change in definition applies to both paid and unpaid expenses. Are these expenses (now reported as "Defense and Cost Containment" and "Adjusting and Other") reported in compliance with these definitions in this statement? Yes [X] No []
3. The Adjusting and Other expense payments and reserves should be allocated to the years in which the losses were incurred based on the number of claims reported, closed and outstanding in those years. When allocating Adjusting and Other expense between companies in a group or a pool, the Adjusting and Other expense should be allocated in the same percentage used for the loss amounts and the claim counts. For reinsurers, Adjusting and Other expense assumed should be reported according to the reinsurance contract. For Adjusting and Other expense incurred by reinsurers, or in those situations where suitable claim count information is not available, Adjusting and Other expense should be allocated by a reasonable method determined by the company and described in Interrogatory 7, below. Are they so reported in this Statement? Yes [X] No []
4. Do any lines in Schedule P include reserves that are reported gross of any discount to present value of future payments, and that are reported net of such discounts on Page 10? Yes [] No [X]
- If yes, proper disclosure must be made in the Notes to Financial Statements, as specified in the Instructions. Also, the discounts must be reported in Schedule P - Part 1, Columns 32 and 33. Schedule P must be completed gross of non-tabular discounting. Work papers relating to discount calculations must be available for examination upon request.
- Discounting is allowed only if expressly permitted by the state insurance department to which this Annual Statement is being filed.
5. What were the net premiums in force at the end of the year for:
 (in thousands of dollars)
- | | |
|--------------------|---|
| 5.1 Fidelity | 0 |
| 5.2 Surety | 0 |
6. Claim count information is reported per claim or per claimant (Indicate which) per claimant.....
 If not the same in all years, explain in Interrogatory 7.
- 7.1 The information provided in Schedule P will be used by many persons to estimate the adequacy of the current loss and expense reserves, among other things. Are there any especially significant events, coverage, retention or accounting changes that have occurred that must be considered when making such analyses? Yes [X] No []
- 7.2 (An extended statement may be attached.)

Effective 1/1/2021, the pooling agreement with Republic Indemnity Company of America, Republic Indemnity Company of California, Bridgefield Employers Insurance Company and Bridgefield Casualty Insurance Company was amended to add Great American Contemporary Insurance Company. As a result of the amendment, Great American Contemporary became the lead company in a pooling arrangement and retains 100% of the pooled business. See Note 26 in the Notes to Financial Statements.

Schedule T - Part 2 - Interstate Compact

N O N E

ANNUAL STATEMENT FOR THE YEAR 2021 OF THE GREAT AMERICAN CONTEMPORARY INSURANCE COMPANY

SCHEDULE Y

PART 1A - DETAIL OF INSURANCE HOLDING COMPANY SYSTEM

1	2	3	4	5	6	7	8	9	10	11	12	13	14	15	16
Group Code	Group Name	NAIC Company Code	ID Number	Federal RSSD	CIK	Name of Securities Exchange if Publicly Traded (U.S. or International)	Names of Parent, Subsidiaries Or Affiliates	Domiciliary Location	Relationship to Reporting Entity	Directly Controlled by (Name of Entity/Person)	Type of Control (Ownership, Board, Management, Attorney-in-Fact, Influence, Other)	If Control is Ownership Provide Percentage	Ultimate Controlling Entity(ies)/Person(s)	Is an SCA Filing Required? (Yes/No)	*
.0000		.00000	31-1544320	0	0001042046	NYSE	American Financial Group, Inc.	OH	UIP		Ownership	0.000		NO	0
.0000		.00000	86-3438529	0	0		AFG Real Estate Holding Company, LLC	OH	NIA	American Financial Group, Inc.	Ownership	100.000	American Financial Group, Inc.	NO	0
.0000		.00000	84-4395026	0	0		Bay Bridge Holding Company, LLC	MD	NIA	AFG Real Estate Holding Company, LLC	Ownership	65.000	American Financial Group, Inc.	NO	1
.0000		.00000	84-4395026	0	0		Bay Bridge Holding Company, LLC	MD	NIA	Great American Insurance Company	Ownership	35.000	American Financial Group, Inc.	NO	1
.0000		.00000	27-4078277	0	0		Bay Bridge Marina Hemingway's Restaurant, LLC	MD	NIA	Bay Bridge Holding Company, LLC	Ownership	85.000	American Financial Group, Inc.	NO	0
.0000		.00000	27-0513333	0	0		Bay Bridge Marina Management, LLC	MD	NIA	Bay Bridge Holding Company, LLC	Ownership	85.000	American Financial Group, Inc.	NO	0
.0000		.00000	20-4604276	0	0		GALIC - Bay Bridge Marina, LLC	MD	NIA	Bay Bridge Marina Management, LLC	Ownership	100.000	American Financial Group, Inc.	NO	0
.0000		.00000	84-3355051	0	0		Charleston Harbor Holding Company, LLC	SC	NIA	AFG Real Estate Holding Company, LLC	Ownership	50.000	American Financial Group, Inc.	NO	1
.0000		.00000	84-3355051	0	0		Charleston Harbor Holding Company, LLC	SC	NIA	Great American Insurance Company	Ownership	50.000	American Financial Group, Inc.	NO	1
.0000		.00000	81-3737639	0	0		Charleston Harbor Fishing, LLC	SC	NIA	Charleston Harbor Holding Company, LLC	Ownership	100.000	American Financial Group, Inc.	NO	0
.0000		.00000	84-4574243	0	0		Mountain View Grand Holding Company, LLC	NH	NIA	AFG Real Estate Holding Company, LLC	Ownership	65.000	American Financial Group, Inc.	NO	1
.0000		.00000	84-4574243	0	0		Mountain View Grand Holding Company, LLC	NH	NIA	Great American Insurance Company	Ownership	35.000	American Financial Group, Inc.	NO	1
.0000		.00000	86-3225970	0	0		Sailfish Holding Company, LLC	FL	NIA	AFG Real Estate Holding Company, LLC	Ownership	100.000	American Financial Group, Inc.	NO	0
.0000		.00000	84-2654660	0	0		Skipjack Holding Company, LLC	MD	NIA	AFG Real Estate Holding Company, LLC	Ownership	100.000	American Financial Group, Inc.	NO	0
.0000		.00000	52-2179330	0	0		Skipjack Marina Corp.	MD	NIA	Skipjack Holding Company, LLC	Ownership	100.000	American Financial Group, Inc.	NO	0
.0000		.00000	31-0996797	0	0		American Financial Enterprises, Inc.	CT	NIA	American Financial Group, Inc.	Ownership	100.000	American Financial Group, Inc.	NO	0
.0000		.00000	31-0828578	0	0		American Money Management Corporation	OH	NIA	American Financial Group, Inc.	Ownership	100.000	American Financial Group, Inc.	NO	0
.0000		.00000	27-1577326	0	0		American Real Estate Capital Company, LLC	OH	NIA	American Money Management Corporation	Ownership	100.000	American Financial Group, Inc.	NO	0
.0000		.00000	27-2829629	0	0		Mid-Market Capital Partners, LLC	DE	NIA	American Money Management Corporation	Ownership	100.000	American Financial Group, Inc.	NO	0
.0000		.00000	41-2112001	0	0		APU Holding Company	OH	NIA	American Financial Group, Inc.	Ownership	100.000	American Financial Group, Inc.	NO	0
.0000		.00000	23-6000765	0	0		American Premier Underwriters, Inc.	PA	NIA	APU Holding Company	Ownership	100.000	American Financial Group, Inc.	NO	0
.0000		.00000	13-6400464	0	0		Lehigh Valley Railroad Company	PA	NIA	American Premier Underwriters, Inc.	Ownership	100.000	American Financial Group, Inc.	NO	0
.0000		.00000	46-1665396	0	0		Pennsylvania Lehigh Oil & Gas Holdings LLC	PA	NIA	Lehigh Valley Railroad Company	Ownership	100.000	American Financial Group, Inc.	NO	0
.0000		.00000	20-1548213	0	0		Magnolia Alabama Holdings, Inc.	DE	NIA	American Premier Underwriters, Inc.	Ownership	100.000	American Financial Group, Inc.	NO	0
.0000		.00000	20-1574094	0	0		Magnolia Alabama Holdings LLC	AL	NIA	Magnolia Alabama Holdings, Inc.	Ownership	100.000	American Financial Group, Inc.	NO	0
.0000		.00000	46-1852532	0	0		Michigan Oil & Gas Holdings, LLC	MI	NIA	American Premier Underwriters, Inc.	Ownership	100.000	American Financial Group, Inc.	NO	0
.0000		.00000	46-1480078	0	0		Ohio Oil & Gas Holdings, LLC	OH	NIA	American Premier Underwriters, Inc.	Ownership	100.000	American Financial Group, Inc.	NO	0
.0000		.00000	13-6021353	0	0		The Owasco River Railway, Inc.	NY	NIA	American Premier Underwriters, Inc.	Ownership	100.000	American Financial Group, Inc.	NO	0
.0000		.00000	76-0080537	0	0		PCC Technical Industries, Inc.	DE	NIA	American Premier Underwriters, Inc.	Ownership	100.000	American Financial Group, Inc.	NO	0
.0000		.00000	46-3246684	0	0		Pennsylvania Oil & Gas Holdings, LLC	PA	NIA	American Premier Underwriters, Inc.	Ownership	100.000	American Financial Group, Inc.	NO	0
.0000		.00000	23-6000766	0	0		Pennsylvania-Reading Seashore Lines	NJ	NIA	American Premier Underwriters, Inc.	Ownership	66.670	American Financial Group, Inc.	NO	0
.0000		.00000	98-1073776	0	0		GAI Insurance Company, Ltd.	BMU	IA	APU Holding Company	Ownership	100.000	American Financial Group, Inc.	NO	0
.0000		.00000	31-1446308	0	0		Hangar Acquisition Corp.	OH	NIA	APU Holding Company	Ownership	100.000	American Financial Group, Inc.	NO	0
.0000		.00000	91-1242743	0	0		Premier Lease & Loan Services Insurance Agency, Inc.	WA	NIA	APU Holding Company	Ownership	100.000	American Financial Group, Inc.	NO	0
.0000		.00000	91-1508644	0	0		Premier Lease & Loan Services of Canada, Inc.	WA	NIA	APU Holding Company	Ownership	100.000	American Financial Group, Inc.	NO	0
.0000		.00000	31-0823725	0	0		Dixie Terminal Corporation	OH	NIA	American Financial Group, Inc.	Ownership	100.000	American Financial Group, Inc.	NO	0
.0000		.00000	06-1356481	0	0		Great American Financial Resources, Inc.	DE	NIA	American Financial Group, Inc.	Ownership	100.000	American Financial Group, Inc.	NO	0
.0000		.00000	34-1017531	0	0		Ceres Group, Inc.	DE	NIA	Great American Financial Resources, Inc.	Ownership	100.000	American Financial Group, Inc.	NO	0
.0000		.00000	47-0717079	0	0		Continental General Corporation	NE	NIA	Ceres Group, Inc.	Ownership	100.000	American Financial Group, Inc.	NO	0
.0000		.00000	34-1947042	0	0		QQAgency of Texas, Inc.	TX	NIA	Ceres Group, Inc.	Ownership	100.000	American Financial Group, Inc.	NO	0
.0000		.00000	20-1246122	0	0		Brothers Management, LLC	FL	NIA	Great American Financial Resources, Inc.	Ownership	100.000	American Financial Group, Inc.	NO	0
.0000		.00000	31-1391777	0	0		GALIC Brothers, Inc.	OH	NIA	Great American Financial Resources, Inc.	Ownership	100.000	American Financial Group, Inc.	NO	0
.0000		.00000		0	0		Helium Holdings Limited	BMU	NIA	American Financial Group, Inc.	Ownership	100.000	American Financial Group, Inc.	NO	0
.0000		.00000		0	0		GAI Australia Pty Ltd	AUS	NIA	Helium Holdings Limited	Ownership	100.000	American Financial Group, Inc.	NO	0
.0000		.00000	31-0686194	0	0		One East Fourth, Inc.	OH	NIA	American Financial Group, Inc.	Ownership	100.000	American Financial Group, Inc.	NO	0
.0000		.00000	31-1119320	0	0		TEJ Holdings, Inc.	OH	NIA	American Financial Group, Inc.	Ownership	100.000	American Financial Group, Inc.	NO	0
.0000		.00000	31-0728327	0	0		Three East Fourth, Inc.	OH	NIA	American Financial Group, Inc.	Ownership	100.000	American Financial Group, Inc.	NO	0
.0000		.00000	81-4361220	0	0		Verikai Inc.	DE	NIA	American Financial Group, Inc.	Ownership	100.000	American Financial Group, Inc.	NO	0
.0000		.00000	42-1575938	0	0		Great American Holding, Inc.	OH	UDP	American Financial Group, Inc.	Ownership	100.000	American Financial Group, Inc.	NO	0
.0000		.00000	80-0333563	0	0		ABA Insurance Services, Inc.	OH	NIA	Great American Holding, Inc.	Ownership	100.000	American Financial Group, Inc.	NO	0
.0000		.00000	27-3062314	0	0		Agricultural Services, LLC	OH	NIA	Great American Holding, Inc.	Ownership	100.000	American Financial Group, Inc.	NO	0

ANNUAL STATEMENT FOR THE YEAR 2021 OF THE GREAT AMERICAN CONTEMPORARY INSURANCE COMPANY

SCHEDULE Y

PART 1A - DETAIL OF INSURANCE HOLDING COMPANY SYSTEM

1	2	3	4	5	6	7	8	9	10	11	12	13	14	15	16
Group Code	Group Name	NAIC Company Code	ID Number	Federal RSSD	CIK	Name of Securities Exchange if Publicly Traded (U.S. or International)	Names of Parent, Subsidiaries Or Affiliates	Domiciliary Location	Relationship to Reporting Entity	Directly Controlled by (Name of Entity/Person)	Type of Control (Ownership, Board, Management, Attorney-in-Fact, Influence, Other)	If Control is Ownership Provide Percentage	Ultimate Controlling Entity(ies)/Person(s)	Is an SCA Filing Required? (Yes/No)	*
.0084	American Financial Group, Inc.	10646	36-4079497	0	0		Great American Contemporary Insurance Company	OH	RE	Great American Holding, Inc.	Ownership	100.000	American Financial Group, Inc.	NO	0
.0084	American Financial Group, Inc.	10701	59-1835212	0	0		Bridgefield Employers Insurance Company	FL	DS	Company	Ownership	100.000	American Financial Group, Inc.	NO	0
.0084	American Financial Group, Inc.	10335	59-3269531	0	0		Bridgefield Casualty Insurance Company	FL	DS	Bridgefield Employers Insurance Company	Ownership	100.000	American Financial Group, Inc.	NO	0
.0084	American Financial Group, Inc.	22179	95-2801326	0	0		Republic Indemnity Company of America	CA	DS	Company	Ownership	100.000	American Financial Group, Inc.	NO	0
.0084	American Financial Group, Inc.	43753	31-1054123	0	0		Republic Indemnity Company of America	CA	DS	Republic Indemnity Company of America	Ownership	100.000	American Financial Group, Inc.	NO	0
.0000		.00000		0	0		Great American Holding (Europe) Limited	GBR	NIA	Great American Holding, Inc.	Ownership	100.000	American Financial Group, Inc.	NO	0
.0000		.00000		0	0		Great American Europe Limited	GBR	NIA	Great American Holding (Europe) Limited	Ownership	100.000	American Financial Group, Inc.	NO	0
.0000		.00000	AA-1784136	0	0		Great American International Insurance (EU) Designated Activity Company	JRL	IA	Great American Europe Limited	Ownership	100.000	American Financial Group, Inc.	NO	0
.0000		.00000	AA-1120817	0	0		Great American International Insurance (UK) Limited	GBR	IA	Great American Europe Limited	Ownership	100.000	American Financial Group, Inc.	NO	0
.0084	American Financial Group, Inc.	23418	73-0556513	0	0		Mid-Continent Casualty Company	OH	IA	Great American Holding, Inc.	Ownership	100.000	American Financial Group, Inc.	NO	0
.0084	American Financial Group, Inc.	15380	73-1406844	0	0		Mid-Continent Assurance Company	OH	IA	Mid-Continent Casualty Company	Ownership	100.000	American Financial Group, Inc.	NO	0
.0084	American Financial Group, Inc.	13794	38-3803661	0	0		Mid-Continent Excess and Surplus Insurance Company	OH	IA	Mid-Continent Casualty Company	Ownership	100.000	American Financial Group, Inc.	NO	0
.0000		.00000	30-0571535	0	0		Mid-Continent Specialty Insurance Services, Inc.	OK	NIA	Mid-Continent Casualty Company	Ownership	100.000	American Financial Group, Inc.	NO	0
.0084	American Financial Group, Inc.	23426	73-0773259	0	0		Oklahoma Surety Company	OH	IA	Mid-Continent Casualty Company	Ownership	100.000	American Financial Group, Inc.	NO	0
.0000		.00000	34-1607394	0	0		National Interstate Corporation	OH	NIA	Great American Holding, Inc.	Ownership	100.000	American Financial Group, Inc.	NO	0
.0000		.00000	34-1899058	0	0		American Highways Insurance Agency, Inc.	OH	NIA	National Interstate Corporation	Ownership	100.000	American Financial Group, Inc.	NO	0
.0000		.00000	31-1548235	0	0		Explorer RV Insurance Agency, Inc.	OH	NIA	National Interstate Corporation	Ownership	100.000	American Financial Group, Inc.	NO	0
.0000		.00000	98-0191335	0	0		Hudson Indemnity, Ltd.	CYM	IA	National Interstate Corporation	Ownership	100.000	American Financial Group, Inc.	NO	0
.0000		.00000	34-1607396	0	0		National Interstate Insurance Agency, Inc.	OH	NIA	National Interstate Corporation	Ownership	100.000	American Financial Group, Inc.	NO	0
.0000		.00000	36-4670968	0	0		Commercial For Hire Transportation Purchasing Group	SC	NIA	National Interstate Insurance Agency, Inc.	Management	0.000	American Financial Group, Inc.	NO	2
.0084	American Financial Group, Inc.	32620	34-1607395	0	0		National Interstate Insurance Company	OH	IA	National Interstate Corporation	Ownership	100.000	American Financial Group, Inc.	NO	0
.0084	American Financial Group, Inc.	11051	99-0345306	0	0		National Interstate Insurance Company of Hawaii, Inc.	OH	IA	National Interstate Insurance Company	Ownership	100.000	American Financial Group, Inc.	NO	0
.0000		.00000	43-1254631	0	0		TransProtection Service Company	MO	NIA	National Interstate Insurance Company	Ownership	100.000	American Financial Group, Inc.	NO	0
.0084	American Financial Group, Inc.	41106	95-3623282	0	0		Triumpher Casualty Company	OH	IA	National Interstate Insurance Company	Ownership	100.000	American Financial Group, Inc.	NO	0
.0084	American Financial Group, Inc.	21172	86-0114294	0	0		Vanliner Insurance Company	OH	IA	National Interstate Insurance Company	Ownership	100.000	American Financial Group, Inc.	NO	0
.0000		.00000	20-5546054	0	0		Safety Claims & Litigation Services, LLC	MT	NIA	National Interstate Corporation	Ownership	100.000	American Financial Group, Inc.	NO	0
.0000		.00000	46-4570914	0	0		Safety, Claims and Litigation Services, LLC	OH	NIA	National Interstate Corporation	Ownership	100.000	American Financial Group, Inc.	NO	0
.0000		.00000	87-1038842	0	0		Radion Insurance Holdings, LLC	DE	NIA	Great American Holding, Inc.	Ownership	32.000	American Financial Group, Inc.	NO	0
.0000		.00000	87-1053786	0	0		Radion Health, Inc.	DE	NIA	Radion Insurance Holdings, LLC	Ownership	100.000	American Financial Group, Inc.	NO	0
.0000		.00000		0	0		Radion Re, Inc.	CYM	NIA	Radion Insurance Holdings, LLC	Ownership	100.000	American Financial Group, Inc.	NO	0
.0000		.00000	59-1683711	0	0		Summit Consulting, LLC	FL	NIA	Great American Holding, Inc.	Ownership	100.000	American Financial Group, Inc.	NO	0
.0000		.00000	59-3385208	0	0		Heritage Summit Healthcare, LLC	FL	NIA	Summit Consulting, LLC	Ownership	100.000	American Financial Group, Inc.	NO	0
.0084	American Financial Group, Inc.	16691	31-0501234	0	0		Great American Insurance Company	OH	IA	American Financial Group, Inc.	Ownership	100.000	American Financial Group, Inc.	NO	0
.0084	American Financial Group, Inc.	37990	31-0973761	0	0		American Empire Insurance Company	OH	IA	Great American Insurance Company	Ownership	100.000	American Financial Group, Inc.	NO	0
.0084	American Financial Group, Inc.	35351	31-0912199	0	0		American Empire Surplus Lines Insurance Company	OH	IA	Great American Insurance Company	Ownership	100.000	American Financial Group, Inc.	NO	0
.0000		.00000	31-1463075	0	0		American Signature Underwriters, Inc.	OH	NIA	Great American Insurance Company	Ownership	100.000	American Financial Group, Inc.	NO	0
.0000		.00000	59-2840291	0	0		Brothers Property Corporation	OH	NIA	Great American Insurance Company	Ownership	100.000	American Financial Group, Inc.	NO	0
.0000		.00000	25-1754638	0	0		Brothers Pennsylvania Corporation	PA	NIA	Brothers Property Corporation	Ownership	100.000	American Financial Group, Inc.	NO	0
.0000		.00000	59-2840294	0	0		Brothers Property Management Corporation	OH	NIA	Brothers Property Corporation	Ownership	100.000	American Financial Group, Inc.	NO	0
.0000		.00000	31-1277904	0	0		Crop Managers Insurance Agency, Inc.	KS	NIA	Great American Insurance Company	Ownership	100.000	American Financial Group, Inc.	NO	0
.0000		.00000	83-1767590	0	0		CropSurance Agency, LLC	OH	NIA	Great American Insurance Company	Ownership	100.000	American Financial Group, Inc.	NO	0
.0000		.00000	31-0589001	0	0		Dempsey & Siders Agency, Inc.	OH	NIA	Great American Insurance Company	Ownership	100.000	American Financial Group, Inc.	NO	0
.0000		.00000	84-2358400	0	0		Human and Social Services Risk Purchasing Group, LLC	OH	NIA	Dempsey & Siders Agency, Inc.	Ownership	100.000	American Financial Group, Inc.	NO	0

ANNUAL STATEMENT FOR THE YEAR 2021 OF THE GREAT AMERICAN CONTEMPORARY INSURANCE COMPANY

SCHEDULE Y

PART 1A - DETAIL OF INSURANCE HOLDING COMPANY SYSTEM

1	2	3	4	5	6	7	8	9	10	11	12	13	14	15	16
Group Code	Group Name	NAIC Company Code	ID Number	Federal RSSD	CIK	Name of Securities Exchange if Publicly Traded (U.S. or International)	Names of Parent, Subsidiaries Or Affiliates	Domiciliary Location	Relationship to Reporting Entity	Directly Controlled by (Name of Entity/Person)	Type of Control (Ownership, Board, Management, Attorney-in-Fact, Influence, Other)	If Control is Ownership Provide Percentage	Ultimate Controlling Entity(ies)/Person(s)	Is an SCA Filing Required? (Yes/No)	*
.0000		.00000	31-1341668	0	0		Eden Park Insurance Brokers, Inc.	CA	NIA	Great American Insurance Company	Ownership	100.000	American Financial Group, Inc.	NO	0
							El Aguila, Compañia de Seguros, S.A. de C.V.								
.0000		.00000		0	0			MEX	IA	Great American Insurance Company	Ownership	100.000	American Financial Group, Inc.	YES	0
.0000		.00000	39-1404033	0	0		Farmers Crop Insurance Alliance, Inc.	KS	NIA	Great American Insurance Company	Ownership	100.000	American Financial Group, Inc.	NO	0
.0000		.00000		0	0		Foreign Credit Insurance Association	NY	OTH	Great American Insurance Company	Management	0.000	American Financial Group, Inc.	NO	2
.0000		.00000	81-0814136	0	0		GAI Mexico Holdings, LLC	DE	NIA	Great American Insurance Company	Ownership	100.000	American Financial Group, Inc.	NO	0
.0000		.00000	31-1753938	0	0		GAI Warranty Company	OH	NIA	Great American Insurance Company	Ownership	100.000	American Financial Group, Inc.	YES	0
.0000		.00000	31-1765544	0	0		GAI Warranty Company of Florida	FL	NIA	Great American Insurance Company	Ownership	100.000	American Financial Group, Inc.	NO	0
.0000		.00000	61-1329718	0	0		Global Premier Finance Company	OH	NIA	Great American Insurance Company	Ownership	100.000	American Financial Group, Inc.	NO	0
.0084	American Financial Group, Inc.	26832	95-1542353	0	0		Great American Alliance Insurance Company	OH	IA	Great American Insurance Company	Ownership	100.000	American Financial Group, Inc.	NO	0
.0084	American Financial Group, Inc.	26344	15-6020948	0	0		Great American Assurance Company	OH	IA	Great American Insurance Company	Ownership	100.000	American Financial Group, Inc.	NO	0
.0084	American Financial Group, Inc.	39896	61-0983091	0	0		Great American Casualty Insurance Company	OH	IA	Great American Insurance Company	Ownership	100.000	American Financial Group, Inc.	NO	0
.0084	American Financial Group, Inc.	37532	31-0954439	0	0		Great American E & S Insurance Company	OH	IA	Great American Insurance Company	Ownership	100.000	American Financial Group, Inc.	NO	0
.0084	American Financial Group, Inc.	41858	31-1036473	0	0		Great American Fidelity Insurance Company	OH	IA	Great American Insurance Company	Ownership	100.000	American Financial Group, Inc.	NO	0
.0000		.00000	31-1652643	0	0		Great American Insurance Agency, Inc.	OH	NIA	Great American Insurance Company	Ownership	100.000	American Financial Group, Inc.	NO	0
							Great American Insurance Company of New York								
.0084	American Financial Group, Inc.	22136	13-5539046	0	0			NY	IA	Great American Insurance Company	Ownership	100.000	American Financial Group, Inc.	NO	0
.0000		.00000	31-0856644	0	0		Great American Management Services, Inc.	OH	NIA	Great American Insurance Company	Ownership	100.000	American Financial Group, Inc.	NO	0
.0084	American Financial Group, Inc.	38580	31-1288778	0	0		Great American Protection Insurance Company	OH	IA	Great American Insurance Company	Ownership	100.000	American Financial Group, Inc.	NO	0
.0000		.00000	31-0918893	0	0		Great American Re Inc.	DE	NIA	Great American Insurance Company	Ownership	100.000	American Financial Group, Inc.	NO	0
.0084	American Financial Group, Inc.	31135	31-1209419	0	0		Great American Security Insurance Company	OH	IA	Great American Insurance Company	Ownership	100.000	American Financial Group, Inc.	NO	0
.0084	American Financial Group, Inc.	33723	31-1237970	0	0		Great American Spirit Insurance Company	OH	IA	Great American Insurance Company	Ownership	100.000	American Financial Group, Inc.	NO	0
							Great American Underwriters Insurance Company								
.0084	American Financial Group, Inc.	16618	83-1694393	0	0			OH	IA	Great American Insurance Company	Ownership	100.000	American Financial Group, Inc.	NO	0
.0000		.00000	87-1850814	0	0		PLLS Canada Insurance Brokers Inc.	CAN	NIA	Great American Insurance Company	Ownership	100.000	American Financial Group, Inc.	NO	0
.0000		.00000	31-1293064	0	0		Professional Risk Brokers, Inc.	IL	NIA	Great American Insurance Company	Ownership	100.000	American Financial Group, Inc.	NO	0
.0000		.00000		0	0		Shelter Rock Holdings, LLC	OH	NIA	Great American Insurance Company	Ownership	100.000	American Financial Group, Inc.	NO	0
.0000		.00000		0	0		Westline Industrial, LLC	OH	NIA	Great American Insurance Company	Ownership	100.000	American Financial Group, Inc.	NO	0

Asterisk	Explanation
1	The entity is owned by more than one company within the AFG Group.
2	Entity is affiliated but not owned.

ANNUAL STATEMENT FOR THE YEAR 2021 OF THE GREAT AMERICAN CONTEMPORARY INSURANCE COMPANY

SCHEDULE Y

PART 2 - SUMMARY OF INSURER'S TRANSACTIONS WITH ANY AFFILIATES

1	2	3	4	5	6	7	8	9	10	11	12	13
NAIC Company Code	ID Number	Names of Insurers and Parent, Subsidiaries or Affiliates	Shareholder Dividends	Capital Contributions	Purchases, Sales or Exchanges of Loans, Securities, Real Estate, Mortgage Loans or Other Investments	Income/ (Disbursements) Incurred in Connection with Guarantees or Undertakings for the Benefit of any Affiliate(s)	Management Agreements and Service Contracts	Income/ (Disbursements) Incurred Under Reinsurance Agreements	*	Any Other Material Activity Not in the Ordinary Course of the Insurer's Business	Totals	Reinsurance Recoverable/ (Payable) on Losses and/or Reserve Credit Taken/(Liability)
00000	31-1544320	American Financial Group, Inc.	830,000,000	.0	.0	.0	300,699,108	.0		.0	1,130,699,108	.0
00000	86-3438529	AFG Real Estate Holding Company, LLC	.0	.0	(99,260,453)	.0	.0	.0		.0	(99,260,453)	.0
00000	84-3355051	Charleston Harbor Holding Company, LLC	.0	26,664,293	.0	.0	.0	.0		.0	26,664,293	.0
00000	98-1073776	GAI Insurance Company, Ltd.	.0	.0	.0	.0	.0	.0		.0	.0	(3,004,000)
00000	06-1356481	Great American Financial Resources, Inc.	10,000,000	.0	1,267,433	.0	.0	.0		.0	11,267,433	.0
63312	13-1935920	Great American Life Insurance Company	(300,000,000)	(5,000,000)	559,636,765	.0	(119,662,927)	.0		.0	134,973,838	.0
67083	45-0252531	Manhattan National Life Insurance Company	.0	5,000,000	.0	.0	.0	.0		.0	5,000,000	.0
00000	42-1575938	Great American Holding, Inc.	(150,000,000)	150,000,000	.0	.0	.0	.0		.0	.0	.0
00000		Great American International Insurance (EU) Designated Activity Company	.0	.0	.0	.0	.0	.0		.0	.0	48,871,000
00000		Great American International Insurance (UK) Limited	.0	.0	.0	.0	.0	.0		.0	.0	8,943,000
23418	73-0556513	Mid-Continent Casualty Company	.0	.0	.0	.0	.0	.0	*	.0	.0	(9,879,000)
00000	34-1607394	National Interstate Corporation	.0	.0	.0	.0	.0	.0		.0	.0	.0
00000	98-0191335	Hudson Indemnity, Ltd.	.0	.0	.0	.0	.0	.0		.0	.0	(403,337,000)
32620	34-1607395	National Interstate Insurance Company	(30,000,000)	.0	.0	.0	.0	.0	*	.0	(30,000,000)	269,564,000
11051	99-0345306	National Interstate Insurance Company of Hawaii, Inc.	.0	.0	.0	.0	.0	.0	*	.0	.0	13,110,000
41106	95-3623282	Triumphe Casualty Company	.0	.0	.0	.0	.0	.0	*	.0	.0	19,328,000
21172	86-0114294	Vanliner Insurance Company	.0	.0	.0	.0	.0	.0	*	.0	.0	122,244,000
10646	36-4079497	Great American Contemporary Insurance Company	200,000,000	45,000,000	.0	.0	.0	.0	*	.0	245,000,000	.0
22179	95-2801326	Republic Indemnity Company of America	(200,000,000)	(195,000,000)	.0	.0	.0	.0	*	.0	(395,000,000)	(40,424,000)
10335	59-3269531	Bridgefield Casualty Insurance Company	.0	.0	.0	.0	.0	.0	*	.0	.0	(3,070,000)
16691	31-0501234	Great American Insurance Company	(337,522,111)	(61,664,293)	(461,643,745)	.0	(181,036,181)	.0	*	.0	(1,041,866,330)	(26,092,000)
00000	31-1765544	GAI Warranty Company of Florida	.0	.0	.0	.0	.0	.0		.0	.0	19,000
00000	61-1329718	Global Premier Finance Company	(2,000,000)	.0	.0	.0	.0	.0		.0	(2,000,000)	.0
22136	13-5539046	Great American Insurance Company of New York	.0	35,000,000	.0	.0	.0	.0	*	.0	35,000,000	.0
38580	87-1850814	PLLS Canada Insurance Brokers, Inc.	(477,889)	.0	.0	.0	.0	.0		.0	(477,889)	.0
00000	31-1293064	Professional Risk Brokers, Inc.	(20,000,000)	.0	.0	.0	.0	.0		.0	(20,000,000)	.0
9999999	Control Totals		0	0	0	0	0	0	XXX	0	0	(3,727,000)

ANNUAL STATEMENT FOR THE YEAR 2021 OF THE GREAT AMERICAN CONTEMPORARY INSURANCE COMPANY

SCHEDULE Y

PART 3 - ULTIMATE CONTROLLING PARTY AND LISTING OF OTHER U.S. INSURANCE GROUPS OR ENTITIES UNDER THAT ULTIMATE CONTROLLING PARTY'S CONTROL

1 Insurers in Holding Company	2 Owners with Greater Than 10% Ownership	3 Ownership Percentage Column 2 of Column 1	4 Granted Disclaimer of Control/ Affiliation of Column 2 Over Column 1 (Yes/No)	5 Ultimate Controlling Party	6 U.S. Insurance Groups or Entities Controlled by Column 5	7 Ownership Percentage (Column 5 of Column 6)	8 Granted Disclaimer of Control/ Affiliation of Column 5 Over Column 6 (Yes/No)
American Empire Insurance Company	Great American Insurance Company	100.000	NO	American Financial Group, Inc.	N/A	0.000	NO
American Empire Surplus Lines Insurance Company	Great American Insurance Company	100.000	NO	American Financial Group, Inc.	N/A	0.000	NO
Bridgfield Casualty Insurance Company	Bridgfield Employers Insurance Company	100.000	NO	American Financial Group, Inc.	N/A	0.000	NO
Bridgfield Employers Insurance Company	Great American Contemporary Insurance Company	100.000	NO	American Financial Group, Inc.	N/A	0.000	NO
Great American Alliance Insurance Company	Great American Insurance Company	100.000	NO	American Financial Group, Inc.	N/A	0.000	NO
Great American Assurance Company	Great American Insurance Company	100.000	NO	American Financial Group, Inc.	N/A	0.000	NO
Great American Casualty Insurance Company	Great American Insurance Company	100.000	NO	American Financial Group, Inc.	N/A	0.000	NO
Great American Contemporary Insurance Company	Great American Holding, Inc.	100.000	NO	American Financial Group, Inc.	N/A	0.000	NO
Great American E&S Insurance Company	Great American Insurance Company	100.000	NO	American Financial Group, Inc.	N/A	0.000	NO
Great American Fidelity Insurance Company	Great American Insurance Company	100.000	NO	American Financial Group, Inc.	N/A	0.000	NO
Great American Insurance Company	Great American Insurance Company	100.000	NO	American Financial Group, Inc.	N/A	0.000	NO
Great American Insurance Company of New York	Great American Insurance Company	100.000	NO	American Financial Group, Inc.	N/A	0.000	NO
Great American Protection Insurance Company	Great American Insurance Company	100.000	NO	American Financial Group, Inc.	N/A	0.000	NO
Great American Security Insurance Company	Great American Insurance Company	100.000	NO	American Financial Group, Inc.	N/A	0.000	NO
Great American Spirit Insurance Company	Great American Insurance Company	100.000	NO	American Financial Group, Inc.	N/A	0.000	NO
Great American Underwriters Insurance Company	Great American Insurance Company	100.000	NO	American Financial Group, Inc.	N/A	0.000	NO
Mid-Continent Assurance Company	Mid-Continent Casualty Company	100.000	NO	American Financial Group, Inc.	N/A	0.000	NO
Mid-Continent Casualty Company	Great American Holding, Inc.	100.000	NO	American Financial Group, Inc.	N/A	0.000	NO
Mid-Continent Excess and Surplus Insurance Company	Mid-Continent Casualty Company	100.000	NO	American Financial Group, Inc.	N/A	0.000	NO
National Interstate Insurance Company	National Interstate Corporation	100.000	NO	American Financial Group, Inc.	N/A	0.000	NO
National Interstate Insurance Company of Hawaii, Inc.	National Interstate Insurance Company	100.000	NO	American Financial Group, Inc.	N/A	0.000	NO
Oklahoma Surety Company	Mid-Continent Casualty Company	100.000	NO	American Financial Group, Inc.	N/A	0.000	NO
Republic Indemnity Company of America	Great American Contemporary Insurance Company	100.000	NO	American Financial Group, Inc.	N/A	0.000	NO
Republic Indemnity Company of California	Republic Indemnity Company of America	100.000	NO	American Financial Group, Inc.	N/A	0.000	NO
Triumpher Casualty Company	National Interstate Insurance Company	100.000	NO	American Financial Group, Inc.	N/A	0.000	NO
Vanliner Insurance Company	National Interstate Insurance Company	100.000	NO	American Financial Group, Inc.	N/A	0.000	NO

ANNUAL STATEMENT FOR THE YEAR 2021 OF THE GREAT AMERICAN CONTEMPORARY INSURANCE COMPANY
SUPPLEMENTAL EXHIBITS AND SCHEDULES INTERROGATORIES

The following supplemental reports are required to be filed as part of your statement filing unless specifically waived by the domiciliary state. However, in the event that your domiciliary state waives the filing requirement, your response of **WAIVED** to the specific interrogatory will be accepted in lieu of filing a "NONE" report and a bar code will be printed below. If the supplement is required of your company but is not being filed for whatever reason enter **SEE EXPLANATION** and provide an explanation following the interrogatory questions.

	Responses
MARCH FILING	
1. Will an actuarial opinion be filed by March 1?	YES
2. Will the Supplemental Compensation Exhibit be filed with the state of domicile by March 1?	YES
3. Will the confidential Risk-based Capital Report be filed with the NAIC by March 1?	YES
4. Will the confidential Risk-based Capital Report be filed with the state of domicile, if required by March 1?	YES
APRIL FILING	
5. Will the Insurance Expense Exhibit be filed with the state of domicile and the NAIC by April 1?	YES
6. Will Management's Discussion and Analysis be filed by April 1?	YES
7. Will the Supplemental Investment Risk Interrogatories be filed by April 1?	YES
MAY FILING	
8. Will this company be included in a combined annual statement which is filed with the NAIC by May 1?	YES
JUNE FILING	
9. Will an audited financial report be filed by June 1?	YES
10. Will Accountant's Letter of Qualifications be filed with the state of domicile and electronically with the NAIC by June 1?	YES








The following supplemental reports are required to be filed as part of your annual statement filing **if your company is engaged in the type of business covered by the supplement. However, in the event that your company does not transact the type of business for which the special report must be filed, your response of NO to the specific interrogatory will be accepted in lieu of filing a "NONE" report and a bar code will be printed below.** If the supplement is required of your company but is not being filed for whatever reason enter **SEE EXPLANATION** and provide an explanation following the interrogatory questions.

MARCH FILING	
11. Will Schedule SIS (Stockholder Information Supplement) be filed with the state of domicile by March 1?	NO
12. Will the Financial Guaranty Insurance Exhibit be filed by March 1?	NO
13. Will the Medicare Supplement Insurance Experience Exhibit be filed with the state of domicile and the NAIC by March 1?	NO
14. Will Supplement A to Schedule T (Medical Professional Liability Supplement) be filed by March 1?	NO
15. Will the Trusteed Surplus Statement be filed with the state of domicile and the NAIC by March 1?	NO
16. Will the Premiums Attributed to Protected Cells Exhibit be filed by March 1?	NO
17. Will the Reinsurance Summary Supplemental Filing for General Interrogatory 9 be filed with the state of domicile and the NAIC by March 1?	NO
18. Will the Medicare Part D Coverage Supplement be filed with the state of domicile and the NAIC by March 1?	NO
19. Will the confidential Actuarial Opinion Summary be filed with the state of domicile, if required, by March 15 (or the date otherwise specified)?	YES
20. Will the Reinsurance Attestation Supplement be filed with the state of domicile and the NAIC by March 1?	YES
21. Will the Exceptions to the Reinsurance Attestation Supplement be filed with the state of domicile by March 1?	NO
22. Will the Bail Bond Supplement be filed with the state of domicile and the NAIC by March 1?	NO
23. Will the Director and Officer Insurance Coverage Supplement be filed with the state of domicile and the NAIC by March 1?	NO
24. Will an approval from the reporting entity's state of domicile for relief related to the five-year rotation requirement for lead audit partner be filed electronically with the NAIC by March 1?	NO
25. Will an approval from the reporting entity's state of domicile for relief related to the one-year cooling off period for independent CPA be filed electronically with the NAIC by March 1?	NO
26. Will an approval from the reporting entity's state of domicile for relief related to the Requirements for Audit Committees be filed electronically with the NAIC by March 1?	NO
27. Will the Supplemental Schedule for Reinsurance Counterparty Reporting Exception - Asbestos and Pollution Contracts be filed with the state of domicile and the NAIC by March 1?	NO
APRIL FILING	
28. Will the Credit Insurance Experience Exhibit be filed with the state of domicile and the NAIC by April 1?	NO
29. Will the Long-term Care Experience Reporting Forms be filed with the state of domicile and the NAIC by April 1?	NO
30. Will the Accident and Health Policy Experience Exhibit be filed by April 1?	NO
31. Will the Supplemental Health Care Exhibit (Parts 1, 2 and 3) be filed with the state of domicile and the NAIC by April 1?	NO
32. Will the regulator only (non-public) Supplemental Health Care Exhibit's Expense Allocation Report be filed with the state of domicile and the NAIC by April 1?	NO
33. Will the Cybersecurity and Identity Theft Insurance Coverage Supplement be filed with the state of domicile and the NAIC by April 1?	NO
34. Will the Life, Health & Annuity Guaranty Association Assessable Premium Exhibit - Parts 1 and 2 be filed with the state of domicile and the NAIC by April 1?	NO
35. Will the Private Flood Insurance Supplement be filed with the state of domicile and the NAIC by April 1?	NO
36. Will the Mortgage Guaranty Insurance Exhibit be filed with the state of domicile and the NAIC by April 1?	NO
AUGUST FILING	
37. Will Management's Report of Internal Control Over Financial Reporting be filed with the state of domicile by August 1?	YES

Explanations:

- 11.
- 12.
- 13.
- 14.
- 15.
- 16.
- 17.
- 18.
- 21.
- 22.
- 23.
- 24.
- 25.
- 26.
- 27.
- 28.
- 29.
- 30.
- 31.
- 32.
- 33.
- 34.
- 35.
- 36.

Bar Codes:

11. SIS Stockholder Information Supplement [Document Identifier 420]	
12. Financial Guaranty Insurance Exhibit [Document Identifier 240]	
13. Medicare Supplement Insurance Experience Exhibit [Document Identifier 360]	
14. Supplement A to Schedule T [Document Identifier 455]	
15. Trusteed Surplus Statement [Document Identifier 490]	
16. Premiums Attributed to Protected Cells Exhibit [Document Identifier 385]	
17. Reinsurance Summary Supplemental Filing [Document Identifier 401]	

SUPPLEMENTAL EXHIBITS AND SCHEDULES INTERROGATORIES

18. Medicare Part D Coverage Supplement [Document Identifier 365]



21. Exceptions to the Reinsurance Attestation Supplement [Document Identifier 400]



22. Bail Bond Supplement [Document Identifier 500]



23. Director and Officer Insurance Coverage Supplement [Document Identifier 505]



24. Relief from the five-year rotation requirement for lead audit partner [Document Identifier 224]



25. Relief from the one-year cooling off period for independent CPA [Document Identifier 225]



26. Relief from the Requirements for Audit Committees [Document Identifier 226]



27. Reinsurance Counterparty Reporting Exception – Asbestos and Pollution Contracts [Document Identifier 555]



28. Credit Insurance Experience Exhibit [Document Identifier 230]



29. Long-Term Care Experience Reporting Forms [Document Identifier 306]



30. Accident and Health Policy Experience Exhibit [Document Identifier 210]



31. Supplemental Health Care Exhibit (Parts 1, 2 and 3) [Document Identifier 216]



32. Supplemental Health Care Exhibit's Expense Allocation Report [Document Identifier 217]



33. Cybersecurity and Identity Theft Insurance Coverage Supplement [Document Identifier 550]



34. Life, Health & Annuity Guaranty Association Assessable Premium Exhibit - Parts 1 and 2 [Document Identifier 290]



35. Private Flood Insurance Supplement [Document Identifier 560]



36. Will the Mortgage Guaranty Insurance Exhibit [Document Identifier 565]



OVERFLOW PAGE FOR WRITE-INS