



# HEALTH ANNUAL STATEMENT

FOR THE YEAR ENDED DECEMBER 31, 2021  
OF THE CONDITION AND AFFAIRS OF THE

## Community Insurance Company

NAIC Group Code 0671 0671 NAIC Company Code 10345 Employer's ID Number 31-1440175  
(Current) (Prior)

Organized under the Laws of Ohio, State of Domicile or Port of Entry OH

Country of Domicile United States of America

Licensed as business type: Property/Casualty

Is HMO Federally Qualified? Yes [ ] No [ X ]

Incorporated/Organized 07/08/1995 Commenced Business 10/01/1995

Statutory Home Office 4361 Irwin Simpson Road Mason, OH, US 45040-9498  
(Street and Number) (City or Town, State, Country and Zip Code)

Main Administrative Office 4361 Irwin Simpson Road 513-872-8100  
(Street and Number) (Area Code) (Telephone Number)  
Mason, OH, US 45040-9498  
(City or Town, State, Country and Zip Code)

Mail Address N17 W24340 Riverwood Drive Waukesha, WI, US 53188  
(Street and Number or P.O. Box) (City or Town, State, Country and Zip Code)

Primary Location of Books and Records N17 W24340 Riverwood Drive  
(Street and Number)  
Waukesha, WI, US 53188 262-202-1569  
(City or Town, State, Country and Zip Code) (Area Code) (Telephone Number)

Internet Website Address www.anthem.com

Statutory Statement Contact Jill M. Waddell 262-202-1569  
(Name) (Area Code) (Telephone Number)  
Jill.Waddell@anthem.com 262-523-4945  
(E-mail Address) (FAX Number)

### OFFICERS

President/Chairperson Steven John Martenet Vice President/Treasurer Vincent Edward Scher  
Secretary Kathleen Susan Kiefer Assistant Secretary Kristin Kim Chene Howard

### OTHER

Eric (Rick) Kenneth Noble, Assistant Treasurer Kristen Louise Metzger, Vice President Bradley Scott Jackson, Medical Director  
Gregory Alfonso LaManna #, Vice President and  
Medicaid Plan President

### DIRECTORS OR TRUSTEES

Laurie Helm Benintendi Ronald William Penczek Bradley Scott Jackson  
Steven John Martenet Heather Chocklev Steinmeyer

State of Indiana SS  
County of Johnson

The officers of this reporting entity being duly sworn, each depose and say that they are the described officers of said reporting entity, and that on the reporting period stated above, all of the herein described assets were the absolute property of the said reporting entity, free and clear from any liens or claims thereon, except as herein stated, and that this statement, together with related exhibits, schedules and explanations therein contained, annexed or referred to, is a full and true statement of all the assets and liabilities and of the condition and affairs of the said reporting entity as of the reporting period stated above, and of its income and deductions therefrom for the period ended, and have been completed in accordance with the NAIC Annual Statement Instructions and Accounting Practices and Procedures manual except to the extent that: (1) state law may differ; or, (2) that state rules or regulations require differences in reporting not related to accounting practices and procedures, according to the best of their information, knowledge and belief, respectively. Furthermore, the scope of this attestation by the described officers also includes the related corresponding electronic filing with the NAIC, when required, that is an exact copy (except for formatting differences due to electronic filing) of the enclosed statement. The electronic filing may be requested by various regulators in lieu of or in addition to the enclosed statement.

DocuSigned by:  
Steve Martenet  
690E313CC0B7463  
Steven John Martenet  
President/Chairperson

DocuSigned by:  
Kathleen Kiefer  
74259124741844A  
Kathleen Susan Kiefer  
Secretary

DocuSigned by:  
Vincent E. Scher  
A85A33722D4143E  
Vincent Edward Scher  
Vice President/Treasurer

Subscribed and sworn to before me this  
31st day of January 2022  
Rita F. Gentry  
Rita F. Gentry  
Executive Assistant  
1/17/2029

- a. Is this an original filing? ..... Yes [ X ] No [ ]
- b. If no,
  - 1. State the amendment number.....
  - 2. Date filed .....
  - 3. Number of pages attached.....

Rita F. Gentry  
Notary Public  
SEAL  
Johnson County, State of Indiana  
My Commission Expires January 17, 2029  
Commission No: NP0641321



ANNUAL STATEMENT FOR THE YEAR 2021 OF THE Community Insurance Company

**EXHIBIT 3 - HEALTH CARE RECEIVABLES**

1 Name of Debtor	2 1 - 30 Days	3 31 - 60 Days	4 61 - 90 Days	5 Over 90 Days	6 Nonadmitted	7 Admitted
IngenioRx	31,442,846	2,533,131	2,535,032	7,715,640	7,715,640	36,511,009
0199998. Aggregate Pharmaceutical Rebate Receivables Not Individually Listed						
0199999. Total Pharmaceutical Rebate Receivables	31,442,846	2,533,131	2,535,032	7,715,640	7,715,640	36,511,009
0299998. Aggregate Claim Overpayment Receivables Not Individually Listed	22,789,859	1,345,115	280,682	10,196,290	34,611,945	0
0299999. Total Claim Overpayment Receivables	22,789,859	1,345,115	280,682	10,196,290	34,611,945	0
0399998. Aggregate Loans and Advances to Providers Not Individually Listed	1,969,138	0	0	0	1,969,138	0
0399999. Total Loans and Advances to Providers	1,969,138	0	0	0	1,969,138	0
0499998. Aggregate Capitation Arrangement Receivables Not Individually Listed						
0499999. Total Capitation Arrangement Receivables	0	0	0	0	0	0
0599998. Aggregate Risk Sharing Receivables Not Individually Listed	277,751	0	0	0	277,751	0
0599999. Total Risk Sharing Receivables	277,751	0	0	0	277,751	0
0699998. Aggregate Other Health Care Receivables Not Individually Listed	35,465,055	4,715	2,287	80,290	28,196	35,524,151
0699999. Total Other Health Care Receivables	35,465,055	4,715	2,287	80,290	28,196	35,524,151
0799999 Gross health care receivables	91,944,649	3,882,961	2,818,001	17,992,220	44,602,670	72,035,160

ANNUAL STATEMENT FOR THE YEAR 2021 OF THE Community Insurance Company

**EXHIBIT 3A - ANALYSIS OF HEALTH CARE RECEIVABLES COLLECTED AND ACCRUED**

Type of Health Care Receivable	Health Care Receivables Collected or Offset During the Year		Health Care Receivables Accrued as of December 31 of Current Year		5 Health Care Receivables from Prior Years (Columns 1 + 3)	6 Estimated Health Care Receivables Accrued as of December 31 of Prior Year
	1 On Amounts Accrued Prior to January 1 of Current Year	2 On Amounts Accrued During the Year	3 On Amounts Accrued December 31 of Prior Year	4 On Amounts Accrued During the Year		
1. Pharmaceutical rebate receivables .....	43,755,311	281,154,322		44,226,648	43,755,311	10,685,996
2. Claim overpayment receivables .....	10,083,701	59,463,413	4,615,473	29,996,472	14,699,174	13,495,810
3. Loans and advances to providers .....		26,542		1,969,138	0	26,542
4. Capitation arrangement receivables .....		4,428			0	0
5. Risk sharing receivables .....				277,751	0	12,538
6. Other health care receivables.....	34,492,285	313,984,922	412,887	35,139,461	34,905,172	25,708,104
7. Totals (Lines 1 through 6)	88,331,297	654,633,627	5,028,360	111,609,470	93,359,657	49,928,990

Note that the accrued amounts in Columns 3, 4, and 6 are the total health care receivables, not just the admitted portion.

**EXHIBIT 4 - CLAIMS UNPAID AND INCENTIVE POOL, WITHHOLD AND BONUS (Reported and Unreported)**

**Aging Analysis of Unpaid Claims**

1 Account	2 1 - 30 Days	3 31 - 60 Days	4 61 - 90 Days	5 91 - 120 Days	6 Over 120 Days	7 Total
Claims Unpaid (Reported)						
0199999. Individually listed claims unpaid	0	0	0	0	0	0
0299999. Aggregate accounts not individually listed- uncovered	3,071,953	104,409	17,369	12,687	8,567	3,214,985
0399999. Aggregate accounts not individually listed-covered	161,376,062	5,365,985	892,637	652,046	697,306	168,984,036
0499999. Subtotals	164,448,015	5,470,394	910,006	664,733	705,873	172,199,021
0599999. Unreported claims and other claim reserves						585,051,284
0699999. Total amounts withheld						
0799999. Total claims unpaid						757,250,305
.....						
.....						
.....						
.....						
.....						
.....						
.....						
.....						
.....						
.....						
.....						
.....						
.....						
.....						
.....						
0899999 Accrued medical incentive pool and bonus amounts						47,637,271



**EXHIBIT 6 - AMOUNTS DUE TO PARENT, SUBSIDIARIES AND AFFILIATES**

1 Affiliate	2 Description	3 Amount	4 Current	5 Non-Current
<b>NONE</b>				
0399999 Total gross payables				

ANNUAL STATEMENT FOR THE YEAR 2021 OF THE Community Insurance Company

**EXHIBIT 7 PART 1- SUMMARY OF TRANSACTIONS WITH PROVIDERS**

Payment Method	1 Direct Medical Expense Payment	2 Column 1 as a % of Total Payments	3 Total Members Covered	4 Column 3 as a % of Total Members	5 Column 1 Expenses Paid to Affiliated Providers	6 Column 1 Expenses Paid to Non-Affiliated Providers
Capitation Payments:						
1. Medical groups .....	0	0.0		0.0		0
2. Intermediaries .....	42,077,461	0.6	256,917	11.1		42,077,461
3. All other providers .....	101,967,849	1.5	716,691	30.9		101,967,849
4. Total capitation payments .....	144,045,310	2.2	973,608	42.0	0	144,045,310
Other Payments:						
5. Fee-for-service .....	303,568,382	4.6	XXX	XXX		303,568,382
6. Contractual fee payments .....	1,352,316,889	20.3	XXX	XXX		1,352,316,889
7. Bonus/withhold arrangements - fee-for-service .....	0	0.0	XXX	XXX		
8. Bonus/withhold arrangements - contractual fee payments .....	4,398,778,083	65.9	XXX	XXX		4,398,778,083
9. Non-contingent salaries .....	0	0.0	XXX	XXX		
10. Aggregate cost arrangements .....	0	0.0	XXX	XXX		
11. All other payments .....	471,625,588	7.1	XXX	XXX		471,625,588
12. Total other payments .....	6,526,288,942	97.8	XXX	XXX	0	6,526,288,942
13. TOTAL (Line 4 plus Line 12)	6,670,334,252	100%	XXX	XXX	0	6,670,334,252

**EXHIBIT 7 - PART 2 - SUMMARY OF TRANSACTIONS WITH INTERMEDIARIES**

1 NAIC Code	2 Name of Intermediary	3 Capitation Paid	4 Average Monthly Capitation	5 Intermediary's Total Adjusted Capital	6 Intermediary's Authorized Control Level RBC
	Liberty Dental Plan Corporation .....	42,059,803	3,504,984		
	Logisticare Solutions .....	17,658	1,472		
9999999 Totals		42,077,461	XXX	XXX	XXX

**EXHIBIT 8 - FURNITURE, EQUIPMENT AND SUPPLIES OWNED**

Description	1 Cost	2 Improvements	3 Accumulated Depreciation	4 Book Value Less Encumbrances	5 Assets Not Admitted	6 Net Admitted Assets
1. Administrative furniture and equipment .....	32,365,908		32,088,092	277,816	277,816	0
2. Medical furniture, equipment and fixtures .....	0		0	0	0	0
3. Pharmaceuticals and surgical supplies .....	0			0	0	0
4. Durable medical equipment .....						
5. Other property and equipment	14,568,667	672,510	7,336,409	7,904,768	7,904,768	0
6. Total	46,934,575	672,510	39,424,501	8,182,584	8,182,584	0



ANNUAL STATEMENT FOR THE YEAR 2021 OF THE Community Insurance Company

**EXHIBIT OF PREMIUMS, ENROLLMENT AND UTILIZATION (a)**

REPORT FOR: 1. CORPORATION

Community Insurance Company

2. Mason, OH

NAIC Group Code	0671	BUSINESS IN THE STATE OF		DURING THE YEAR						(LOCATION)			
		Indiana		2021						NAIC Company Code			
		10345		1	2		3	4	5	6	7	8	9
		Comprehensive (Hospital & Medical)											
		Total	Individual	Group	Medicare Supplement	Vision Only	Dental Only	Federal Employees Health Benefit Plan	Title XVIII Medicare	Title XIX Medicaid	Other		
<b>Total Members at end of:</b>													
1.	Prior Year .....	2,174			2,174								
2.	First Quarter .....	2,058			2,058								
3.	Second Quarter .....	2,042			2,042								
4.	Third Quarter .....	2,030			2,030								
5.	Current Year	2,016			2,016								
6.	Current Year Member Months	24,505			24,505								
<b>Total Member Ambulatory Encounters for Year:</b>													
7.	Physician .....	19,861			19,861								
8.	Non-Physician .....	23,978			23,978								
9.	Total	43,839	0	0	43,839	0	0	0	0	0	0	0	
10.	Hospital Patient Days Incurred	943			943								
11.	Number of Inpatient Admissions	194			194								
12.	Health Premiums Written (b) .....	5,046,903			5,046,903								
13.	Life Premiums Direct .....	0			0								
14.	Property/Casualty Premiums Written .....	0			0								
15.	Health Premiums Earned .....	5,046,903			5,046,903								
16.	Property/Casualty Premiums Earned	0			0								
17.	Amount Paid for Provision of Health Care Services .....	3,330,059			3,330,059								
18.	Amount Incurred for Provision of Health Care Services	3,353,190			3,353,190								

(a) For health business: number of persons insured under PPO managed care products ..... and number of persons insured under indemnity only products .....2,016 .

(b) For health premiums written: amount of Medicare Title XVIII exempt from state taxes or fees \$ .....

30.IN



ANNUAL STATEMENT FOR THE YEAR 2021 OF THE Community Insurance Company

**EXHIBIT OF PREMIUMS, ENROLLMENT AND UTILIZATION (a)**

REPORT FOR: 1. CORPORATION

Community Insurance Company

2. Mason, OH

NAIC Group Code	0671	BUSINESS IN THE STATE OF		DURING THE YEAR							(LOCATION)	
		Ohio		2021							NAIC Company Code	
		1	Comprehensive (Hospital & Medical)		4	5	6	7	8	9	10	
	Total	Individual	Group	Medicare Supplement	Vision Only	Dental Only	Federal Employees Health Benefit Plan	Title XVIII Medicare	Title XIX Medicaid	Other		
<b>Total Members at end of:</b>												
1. Prior Year	2,198,607	21,508	376,543	65,186	439,494	225,594	159,900	232,622	0	677,760		
2. First Quarter	2,282,005	26,694	376,609	65,293	464,378	243,970	160,856	252,285	0	691,920		
3. Second Quarter	2,287,737	27,751	373,899	66,265	467,487	250,985	160,996	253,962	0	686,392		
4. Third Quarter	2,304,230	28,903	374,158	67,481	466,984	258,296	160,994	256,534	0	690,880		
5. Current Year	2,317,825	28,686	376,813	68,187	468,608	261,769	160,654	257,140	0	695,968		
6. Current Year Member Months	27,545,057	334,565	4,507,787	798,558	5,598,050	3,025,798	1,931,200	3,054,461	0	8,294,638		
<b>Total Member Ambulatory Encounters for Year:</b>												
7. Physician	9,058,267	134,147	2,451,674	861,052			1,376,058	4,235,336				
8. Non-Physician	9,173,088	110,468	1,887,217	936,372	206,429	283,565	1,147,973	4,601,064				
9. Total	18,231,355	244,615	4,338,891	1,797,424	206,429	283,565	2,524,031	8,836,400	0	0		
10. Hospital Patient Days Incurred	704,454	7,614	117,566	56,972			82,711	439,591				
11. Number of Inpatient Admissions	115,572	1,313	24,041	10,870			15,151	64,197				
12. Health Premiums Written (b)	7,364,548,147	170,504,709	2,182,448,161	155,074,537	31,462,408	74,520,841	1,330,607,997	3,183,625,379		236,304,115		
13. Life Premiums Direct	0											
14. Property/Casualty Premiums Written	0											
15. Health Premiums Earned	7,382,347,956	169,377,846	2,185,671,543	154,642,102	31,462,408	74,520,841	1,348,185,653	3,182,183,448		236,304,115		
16. Property/Casualty Premiums Earned	0											
17. Amount Paid for Provision of Health Care Services	6,667,004,194	121,092,892	1,867,447,064	113,306,371	21,198,084	57,748,512	1,216,285,140	2,798,064,894		471,861,237		
18. Amount Incurred for Provision of Health Care Services	6,719,737,466	124,433,070	1,870,777,633	113,754,688	21,351,322	57,815,861	1,275,026,601	2,772,366,126		484,212,165		

(a) For health business: number of persons insured under PPO managed care products .....1,553,474 and number of persons insured under indemnity only products .....69,610 .

(b) For health premiums written: amount of Medicare Title XVIII exempt from state taxes or fees \$ .....3,183,625,379

HO 00



ANNUAL STATEMENT FOR THE YEAR 2021 OF THE Community Insurance Company

**EXHIBIT OF PREMIUMS, ENROLLMENT AND UTILIZATION (a)**

REPORT FOR: 1. CORPORATION

Community Insurance Company

2. Mason, OH

NAIC Group Code	0671	BUSINESS IN THE STATE OF	(LOCATION)										
			Grand Total			DURING THE YEAR				2021	NAIC Company Code		10345
			1	Comprehensive (Hospital & Medical)		4	5	6	7	8	9	10	
Total	2	3	Medicare Supplement	Vision Only	Dental Only	Federal Employees Health Benefit Plan	Title XVIII Medicare	Title XIX Medicaid	Other				
<b>Total Members at end of:</b>													
1. Prior Year	2,200,781	21,508	376,543	67,360	439,494	225,594	159,900	232,622	0	677,760			
2. First Quarter	2,284,063	26,694	376,609	67,351	464,378	243,970	160,856	252,285	0	691,920			
3. Second Quarter	2,289,779	27,751	373,899	68,307	467,487	250,985	160,996	253,962	0	686,392			
4. Third Quarter	2,306,260	28,903	374,158	69,511	466,984	258,296	160,994	256,534	0	690,880			
5. Current Year	2,319,841	28,686	376,813	70,203	468,608	261,769	160,654	257,140	0	695,968			
6. Current Year Member Months	27,569,562	334,565	4,507,787	823,063	5,598,050	3,025,798	1,931,200	3,054,461	0	8,294,638			
<b>Total Member Ambulatory Encounters for Year:</b>													
7. Physician	9,078,128	134,147	2,451,674	880,913	0	0	1,376,058	4,235,336	0	0			
8. Non-Physician	9,197,066	110,468	1,887,217	960,350	206,429	283,565	1,147,973	4,601,064	0	0			
9. Total	18,275,194	244,615	4,338,891	1,841,263	206,429	283,565	2,524,031	8,836,400	0	0			
10. Hospital Patient Days Incurred	705,397	7,614	117,566	57,915	0	0	82,711	439,591	0	0			
11. Number of Inpatient Admissions	115,766	1,313	24,041	11,064	0	0	15,151	64,197	0	0			
12. Health Premiums Written (b)	7,369,595,050	170,504,709	2,182,448,161	160,121,440	31,462,408	74,520,841	1,330,607,997	3,183,625,379	0	236,304,115			
13. Life Premiums Direct	0	0	0	0	0	0	0	0	0	0			
14. Property/Casualty Premiums Written	0	0	0	0	0	0	0	0	0	0			
15. Health Premiums Earned	7,387,394,859	169,377,846	2,185,671,543	159,689,005	31,462,408	74,520,841	1,348,185,653	3,182,183,448	0	236,304,115			
16. Property/Casualty Premiums Earned	0	0	0	0	0	0	0	0	0	0			
17. Amount Paid for Provision of Health Care Services	6,670,334,253	121,092,892	1,867,447,064	116,636,430	21,198,084	57,748,512	1,216,285,140	2,798,064,894	0	471,861,237			
18. Amount Incurred for Provision of Health Care Services	6,723,090,656	124,433,070	1,870,777,633	117,107,878	21,351,322	57,815,861	1,275,026,601	2,772,366,126	0	484,212,165			

(a) For health business: number of persons insured under PPO managed care products .....1,553,474 and number of persons insured under indemnity only products .....71,626 .

(b) For health premiums written: amount of Medicare Title XVIII exempt from state taxes or fees \$ .....3,183,625,379

30.GT

ANNUAL STATEMENT FOR THE YEAR 2021 OF THE Community Insurance Company

**SCHEDULE S - PART 1 - SECTION 2**

Reinsurance Assumed Accident and Health Insurance Listed by Reinsured Company as of December 31, Current Year

1 NAIC Company Code	2 ID Number	3 Effective Date	4 Name of Reinsured	5 Domiciliary Jurisdiction	6 Type of Reinsurance Assumed	7 Type of Business Assumed	8 Premiums	9 Unearned Premiums	10 Reserve Liability Other Than for Unearned Premiums	11 Reinsurance Payable on Paid and Unpaid Losses	12 Modified Coinsurance Reserve	13 Funds Withheld Under Coinsurance
28207	35-0781558	01/01/2021	Anthem Insurance Companies, Inc.	IN	QA/G	MC	47,129,549	0	0	3,480,985	0	0
0299999. U.S. Affiliates - Other							47,129,549	0	0	3,480,985	0	0
0399999. Total - U.S. Affiliates							47,129,549	0	0	3,480,985	0	0
0699999. Total - Non-U.S. Affiliates							0	0	0	0	0	0
0799999. Total - Affiliates							47,129,549	0	0	3,480,985	0	0
1099999. Total - Non-Affiliates							0	0	0	0	0	0
1199999. Total U.S. (Sum of 0399999 and 0899999)							47,129,549	0	0	3,480,985	0	0
1299999. Total Non-U.S. (Sum of 0699999 and 0999999)							0	0	0	0	0	0
9999999 - Totals							47,129,549	0	0	3,480,985	0	0

ANNUAL STATEMENT FOR THE YEAR 2021 OF THE Community Insurance Company

**SCHEDULE S - PART 2**

Reinsurance Recoverable on Paid and Unpaid Losses Listed by Reinsuring Company as of December 31, Current Year

1 NAIC Company Code	2 ID Number	3 Effective Date	4 Name of Company	5 Domiciliary Jurisdiction	6 Paid Losses	7 Unpaid Losses	
0399999	Total Life and Annuity - U.S. Affiliates				0	0	
0699999	Total Life and Annuity - Non-U.S. Affiliates				0	0	
0799999	Total Life and Annuity - Affiliates				0	0	
1099999	Total Life and Annuity - Non-Affiliates				0	0	
1199999	Total Life and Annuity				0	0	
28207	35-0781558	01/01/2018	Anthem Insurance Companies Inc	IN	31,443,792	53,543,281	
1399999	Accident and Health - U.S. Affiliates - Other				31,443,792	53,543,281	
1499999	Total Accident and Health - U.S. Affiliates				31,443,792	53,543,281	
1799999	Total Accident and Health - Non-U.S. Affiliates				0	0	
1899999	Total Accident and Health - Affiliates				31,443,792	53,543,281	
70815	06-0838648	02/01/2013	Hartford Life & Accident Insurance Company	CT	16,495	154,558	
14421	27-1595679	01/01/2020	Eyemed Insurance Company	AZ	410,503		
1999999	Accident and Health - U.S. Non-Affiliates				426,998	154,558	
2199999	Total Accident and Health - Non-Affiliates				426,998	154,558	
2299999	Total Accident and Health				31,870,790	53,697,839	
2399999	Total U.S. (Sum of 0399999, 0899999, 1499999 and 1999999)				31,870,790	53,697,839	
2499999	Total Non-U.S. (Sum of 0699999, 0999999, 1799999 and 2099999)				0	0	
9999999 Totals - Life, Annuity and Accident and Health						31,870,790	53,697,839

ANNUAL STATEMENT FOR THE YEAR 2021 OF THE Community Insurance Company

**SCHEDULE S - PART 3 - SECTION 2**

Reinsurance Ceded Accident and Health Insurance Listed by Reinsuring Company as of December 31, Current Year

1 NAIC Company Code	2 ID Number	3 Effective Date	4 Name of Company	5 Domi- ciliary Juris- diction	6 Type of Reinsurance Ceded	7 Type of Business Ceded	8 Premiums	9 Unearned Premiums (Estimated)	10 Reserve Credit Taken Other than for Unearned Premiums	Outstanding Surplus Relief		13 Modified Coinsurance Reserve	14 Funds Withheld Under Coinsurance
										11 Current Year	12 Prior Year		
28207	35-0781558	01/01/2018	Anthem Insurance Companies, Inc.	IN	QA/G	FEHP	399,182,399	0	0	0	0	0	0
0299999. General Account - Authorized U.S. Affiliates - Other							399,182,399	0	0	0	0	0	0
0399999. Total General Account - Authorized U.S. Affiliates							399,182,399	0	0	0	0	0	0
0699999. Total General Account - Authorized Non-U.S. Affiliates							0	0	0	0	0	0	0
0799999. Total General Account - Authorized Affiliates							399,182,399	0	0	0	0	0	0
70815	06-0838648	03/01/2018	Hartford Life and Accident Insurance Company	CT	QA/G	OH	417,068	0	0	0	0	0	0
14421	27-1595679	01/01/2020	Eyemed Insurance Company	AZ	QA/G	LB	8,050,037	0	0	0	0	0	0
0899999. General Account - Authorized U.S. Non-Affiliates							8,467,105	0	0	0	0	0	0
1099999. Total General Account - Authorized Non-Affiliates							8,467,105	0	0	0	0	0	0
1199999. Total General Account Authorized							407,649,504	0	0	0	0	0	0
1499999. Total General Account - Unauthorized U.S. Affiliates							0	0	0	0	0	0	0
1799999. Total General Account - Unauthorized Non-U.S. Affiliates							0	0	0	0	0	0	0
1899999. Total General Account - Unauthorized Affiliates							0	0	0	0	0	0	0
2199999. Total General Account - Unauthorized Non-Affiliates							0	0	0	0	0	0	0
2299999. Total General Account Unauthorized							0	0	0	0	0	0	0
2599999. Total General Account - Certified U.S. Affiliates							0	0	0	0	0	0	0
2899999. Total General Account - Certified Non-U.S. Affiliates							0	0	0	0	0	0	0
2999999. Total General Account - Certified Affiliates							0	0	0	0	0	0	0
3299999. Total General Account - Certified Non-Affiliates							0	0	0	0	0	0	0
3399999. Total General Account Certified							0	0	0	0	0	0	0
3699999. Total General Account - Reciprocal Jurisdiction U.S. Affiliates							0	0	0	0	0	0	0
3999999. Total General Account - Reciprocal Jurisdiction Non-U.S. Affiliates							0	0	0	0	0	0	0
4099999. Total General Account - Reciprocal Jurisdiction Affiliates							0	0	0	0	0	0	0
4399999. Total General Account - Reciprocal Jurisdiction Non-Affiliates							0	0	0	0	0	0	0
4499999. Total General Account Reciprocal Jurisdiction							0	0	0	0	0	0	0
4599999. Total General Account Authorized, Unauthorized, Reciprocal Jurisdiction and Certified							407,649,504	0	0	0	0	0	0
4899999. Total Separate Accounts - Authorized U.S. Affiliates							0	0	0	0	0	0	0
5199999. Total Separate Accounts - Authorized Non-U.S. Affiliates							0	0	0	0	0	0	0
5299999. Total Separate Accounts - Authorized Affiliates							0	0	0	0	0	0	0
5599999. Total Separate Accounts - Authorized Non-Affiliates							0	0	0	0	0	0	0
5699999. Total Separate Accounts Authorized							0	0	0	0	0	0	0
5999999. Total Separate Accounts - Unauthorized U.S. Affiliates							0	0	0	0	0	0	0
6299999. Total Separate Accounts - Unauthorized Non-U.S. Affiliates							0	0	0	0	0	0	0
6399999. Total Separate Accounts - Unauthorized Affiliates							0	0	0	0	0	0	0
6699999. Total Separate Accounts - Unauthorized Non-Affiliates							0	0	0	0	0	0	0
6799999. Total Separate Accounts Unauthorized							0	0	0	0	0	0	0
7099999. Total Separate Accounts - Certified U.S. Affiliates							0	0	0	0	0	0	0
7399999. Total Separate Accounts - Certified Non-U.S. Affiliates							0	0	0	0	0	0	0
7499999. Total Separate Accounts - Certified Affiliates							0	0	0	0	0	0	0
7799999. Total Separate Accounts - Certified Non-Affiliates							0	0	0	0	0	0	0
7899999. Total Separate Accounts Certified							0	0	0	0	0	0	0
8199999. Total Separate Accounts - Reciprocal Jurisdiction U.S. Affiliates							0	0	0	0	0	0	0
8499999. Total Separate Accounts - Reciprocal Jurisdiction Non-U.S. Affiliates							0	0	0	0	0	0	0
8599999. Total Separate Accounts - Reciprocal Jurisdiction Affiliates							0	0	0	0	0	0	0
8899999. Total Separate Accounts - Reciprocal Jurisdiction Non-Affiliates							0	0	0	0	0	0	0
8999999. Total Separate Accounts Reciprocal Jurisdiction							0	0	0	0	0	0	0
9099999. Total Separate Accounts Authorized, Unauthorized, Reciprocal Jurisdiction and Certified							0	0	0	0	0	0	0
9199999. Total U.S. (Sum of 0399999, 0899999, 1499999, 1999999, 2599999, 3099999, 3699999, 4199999, 4899999, 5399999, 5999999, 6499999, 7099999, 7599999, 8199999 and 8699999)							407,649,504	0	0	0	0	0	0
9299999. Total Non-U.S. (Sum of 0699999, 0999999, 1799999, 2099999, 2899999, 3199999, 3999999, 4299999, 5199999, 5499999, 6299999, 6599999, 7399999, 7699999, 8499999 and 8799999)							0	0	0	0	0	0	0
9999999 - Totals							407,649,504	0	0	0	0	0	0

Schedule S - Part 4

**NONE**

Schedule S - Part 4 - Bank Footnote

**NONE**

Schedule S - Part 5

**NONE**

Schedule S - Part 5 - Bank Footnote

**NONE**

ANNUAL STATEMENT FOR THE YEAR 2021 OF THE Community Insurance Company

**SCHEDULE S - PART 6**

Five Year Exhibit of Reinsurance Ceded Business (\$000 Omitted)

	1 2021	2 2020	3 2019	4 2018	5 2017
<b>A. OPERATIONS ITEMS</b>					
1. Premiums .....	407,650	370,144	380,416	260,525	0
2. Title XVIII - Medicare .....	0	0	0	0	0
3. Title XIX - Medicaid .....	0	0	0	0	0
4. Commissions and reinsurance expense allowance .....	68	28	10		
5. Total hospital and medical expenses .....	368,866	336,333	356,256	241,505	1,213
<b>B. BALANCE SHEET ITEMS</b>					
6. Premiums receivable .....					
7. Claims payable .....	53,698	35,992	36,219	25,312	0
8. Reinsurance recoverable on paid losses .....	31,871	35,220	30,379	20,010	2,718
9. Experience rating refunds due or unpaid .....					
10. Commissions and reinsurance expense allowances due .....					
11. Unauthorized reinsurance offset .....					
12. Offset for reinsurance with Certified Reinsurers .....					
<b>C. UNAUTHORIZED REINSURANCE (DEPOSITS BY AND FUNDS WITHHELD FROM)</b>					
13. Funds deposited by and withheld from (F) .....	0	0	0	0	0
14. Letters of credit (L) .....	0	0	0	0	0
15. Trust agreements (T) .....	0	0	0	0	0
16. Other (O) .....	0	0	0	0	0
<b>D. REINSURANCE WITH CERTIFIED REINSURERS (DEPOSITS BY AND FUNDS WITHHELD FROM)</b>					
17. Multiple Beneficiary Trust .....					
18. Funds deposited by and withheld from (F) .....					
19. Letters of credit (L) .....					
20. Trust agreements (T) .....					
21. Other (O) .....					

ANNUAL STATEMENT FOR THE YEAR 2021 OF THE Community Insurance Company

**SCHEDULE S - PART 7**

Restatement of Balance Sheet to Identify Net Credit For Ceded Reinsurance

	1 As Reported (net of ceded)	2 Restatement Adjustments	3 Restated (gross of ceded)
<b>ASSETS (Page 2, Col. 3)</b>			
1. Cash and invested assets (Line 12) .....	1,171,377,097		1,171,377,097
2. Accident and health premiums due and unpaid (Line 15) .....	279,970,009	53,773,848	333,743,857
3. Amounts recoverable from reinsurers (Line 16.1) .....	31,870,790	(31,870,790)	0
4. Net credit for ceded reinsurance .....	XXX	(2,157,215)	(2,157,215)
5. All other admitted assets (Balance) .....	871,687,504	(1,813,333)	869,874,171
6. Total assets (Line 28) .....	2,354,905,400	17,932,510	2,372,837,910
<b>LIABILITIES, CAPITAL AND SURPLUS (Page 3)</b>			
7. Claims unpaid (Line 1) .....	703,552,467	53,697,839	757,250,306
8. Accrued medical incentive pool and bonus payments (Line 2) .....	47,637,271		47,637,271
9. Premiums received in advance (Line 8) .....	57,201,667		57,201,667
10. Funds held under reinsurance treaties with authorized and unauthorized reinsurers (Line 19 first inset amount plus second inset amount) .....	0		0
11. Reinsurance in unauthorized companies (Line 20 minus inset amount) .....	0		0
12. Reinsurance with Certified Reinsurers (Line 20 inset amount) .....	0		0
13. Funds held under reinsurance treaties with Certified Reinsurers (Line 19 third inset amount) .....	0		0
14. All other liabilities (Balance) .....	541,591,293	(35,765,329)	505,825,964
15. Total liabilities (Line 24) .....	1,349,982,698	17,932,510	1,367,915,208
16. Total capital and surplus (Line 33) .....	1,004,922,702	XXX	1,004,922,702
17. Total liabilities, capital and surplus (Line 34) .....	2,354,905,400	17,932,510	2,372,837,910
<b>NET CREDIT FOR CEDED REINSURANCE</b>			
18. Claims unpaid .....	53,697,839		
19. Accrued medical incentive pool .....	0		
20. Premiums received in advance .....	0		
21. Reinsurance recoverable on paid losses .....	31,870,790		
22. Other ceded reinsurance recoverables .....	1,813,333		
23. Total ceded reinsurance recoverables .....	87,381,962		
24. Premiums receivable .....	53,773,848		
25. Funds held under reinsurance treaties with authorized and unauthorized reinsurers .....	0		
26. Unauthorized reinsurance .....	0		
27. Reinsurance with Certified Reinsurers .....	0		
28. Funds held under reinsurance treaties with Certified Reinsurers .....	0		
29. Other ceded reinsurance payables/offsets .....	35,765,329		
30. Total ceded reinsurance payables/offsets .....	89,539,177		
31. Total net credit for ceded reinsurance .....	(2,157,215)		

Schedule T - Part 2 - Interstate Compact

**N O N E**

ANNUAL STATEMENT FOR THE YEAR 2021 OF THE Community Insurance Company

**SCHEDULE Y**  
**PART 1A - DETAIL OF INSURANCE HOLDING COMPANY SYSTEM**

1	2	3	4	5	6	7	8	9	10	11	12	13	14	15	16
Group Code	Group Name	NAIC Company Code	ID Number	Federal RSSD	CIK	Name of Securities Exchange if Publicly Traded (U.S. or International)	Names of Parent, Subsidiaries Or Affiliates	Domiciliary Location	Relationship to Reporting Entity	Directly Controlled by (Name of Entity/Person)	Type of Control (Ownership, Board, Management, Attorney-in-Fact, Influence, Other)	If Control is Ownership Provide Percentage	Ultimate Controlling Entity(ies)/Person(s)	Is an SCA Filing Required? (Yes/No)	*
.0671	Anthem, Inc.		66-0693660		0001156039		Advantage Medical Group, LLC	PR	NIA	PHM MultiSalud, LLC	Ownership	100.000	Anthem, Inc.	NO	
.0671	Anthem, Inc.		66-0626908		0001156039		Alianza Medicos del SurEste, LLC	PR	NIA	PHM MultiSalud, LLC	Ownership	100.000	Anthem, Inc.	NO	
.0671	Anthem, Inc.		84-2239629		0001156039		Alliance Care Management, LLC	DE	NIA	Beacon Health Options, Inc.	Ownership	50.000	Anthem, Inc.	NO	
.0671	Anthem, Inc.		84-2239629		0001156039		Alliance Care Management, LLC	DE	NIA	HealthPlus HP, LLC	Ownership	50.000	Anthem, Inc.	NO	
.0671	Anthem, Inc.		36-3692630		0001156039		American Imaging Management, Inc.	IL	NIA	Imaging Management Holdings, L.L.C.	Ownership	100.000	Anthem, Inc.	NO	
.0671	Anthem, Inc.	15544	46-4729682		0001156039		America's 1st Choice of South Carolina, Inc.	SC	IA	ATH Holding Company, LLC	Ownership	100.000	Anthem, Inc.	NO	
.0671	Anthem, Inc.	12354	20-2073598		0001156039		AMERIGROUP Community Care of New Mexico, Inc.	NM	IA	AMERIGROUP Corporation	Ownership	100.000	Anthem, Inc.	NO	
.0671	Anthem, Inc.		54-1739323		0001156039		AMERIGROUP Corporation	DE	NIA	ATH Holding Company, LLC	Ownership	100.000	Anthem, Inc.	NO	
.0671	Anthem, Inc.		82-1800037		0001156039		AMERIGROUP Delaware, Inc.	DE	NIA	Anthem Partnership Holding Company, LLC	Ownership	100.000	Anthem, Inc.	NO	
.0671	Anthem, Inc.	16168	81-4131800		0001156039		Amerigroup District of Columbia, Inc.	DC	IA	Anthem Partnership Holding Company, LLC	Ownership	100.000	Anthem, Inc.	NO	
.0671	Anthem, Inc.	14078	45-2485907		0001156039		Amerigroup Insurance Company	TX	IA	AMERIGROUP Corporation	Ownership	100.000	Anthem, Inc.	NO	
.0671	Anthem, Inc.	15807	47-3863197		0001156039		AMERIGROUP Iowa, Inc.	IA	IA	AMERIGROUP Corporation	Ownership	100.000	Anthem, Inc.	NO	
.0671	Anthem, Inc.		45-4985009		0001156039		Amerigroup IPA of New York, LLC	NY	NIA	CareMore, LLC	Ownership	100.000	Anthem, Inc.	NO	
.0671	Anthem, Inc.	95832	51-0387398		0001156039		AMERIGROUP Maryland, Inc.	MD	IA	AMERIGROUP Corporation	Ownership	100.000	Anthem, Inc.	NO	
.0671	Anthem, Inc.	16145	81-4626605		0001156039		Amerigroup Mississippi, Inc.	MS	IA	Anthem Partnership Holding Company, LLC	Ownership	100.000	Anthem, Inc.	NO	
.0671	Anthem, Inc.	95373	22-3375292		0001156039		AMERIGROUP New Jersey, Inc.	NJ	IA	AMERIGROUP Corporation	Ownership	100.000	Anthem, Inc.	NO	
.0671	Anthem, Inc.	10767	13-4212818		0001156039		AMERIGROUP Ohio, Inc.	OH	IA	AMERIGROUP Corporation	Ownership	100.000	Anthem, Inc.	NO	
.0671	Anthem, Inc.	15994	81-2781685		0001156039		AMERIGROUP Oklahoma, Inc.	OK	IA	AMERIGROUP Corporation	Ownership	100.000	Anthem, Inc.	NO	
.0671	Anthem, Inc.		36-3897080		0001156039		Amerigroup Partnership Plan, LLC	IL	NIA	Health Ventures Partner, L.L.C.	Ownership	75.000	Anthem, Inc.	NO	
.0671	Anthem, Inc.		36-3897080		0001156039		Amerigroup Partnership Plan, LLC	IL	NIA	UNICARE Illinois Services, Inc.	Ownership	25.000	Anthem, Inc.	NO	
.0671	Anthem, Inc.	16339	82-3734368		0001156039		Amerigroup Pennsylvania, Inc.	PA	IA	AMERIGROUP Corporation	Ownership	100.000	Anthem, Inc.	NO	
.0671	Anthem, Inc.	12941	20-4776597		0001156039		AMERIGROUP Tennessee, Inc.	TN	IA	AMERIGROUP Corporation	Ownership	100.000	Anthem, Inc.	NO	
.0671	Anthem, Inc.	95314	75-2603231		0001156039		AMERIGROUP Texas, Inc.	TX	IA	AMERIGROUP Corporation	Ownership	100.000	Anthem, Inc.	NO	
.0671	Anthem, Inc.	14073	27-3510384		0001156039		AMERIGROUP Washington, Inc.	WA	IA	AMERIGROUP Corporation	Ownership	100.000	Anthem, Inc.	NO	
.0671	Anthem, Inc.	12229	06-1696189		0001156039		AMGP Georgia Managed Care Company, Inc.	GA	IA	AMERIGROUP Corporation	Ownership	100.000	Anthem, Inc.	NO	
.0671	Anthem, Inc.	16774	84-4181695		0001156039		AMH Health Plans of Maine, Inc.	ME	IA	AMH Health, LLC	Ownership	100.000	Anthem, Inc.	NO	
.0671	Anthem, Inc.	16553	83-2435050		0001156039		AMH Health, LLC	ME	IA	Anthem Partnership Holding Company, LLC	Ownership	50.000	Anthem, Inc.	NO	.0102
.0671	Anthem, Inc.	62825	95-4331852		0001156039		Anthem Blue Cross Life and Health Insurance Company	CA	IA	WellPoint California Services, Inc.	Ownership	100.000	Anthem, Inc.	NO	
.0671	Anthem, Inc.		35-1898945		0001156039		Anthem Financial, Inc.	DE	NIA	Associated Group, Inc.	Ownership	100.000	Anthem, Inc.	NO	
.0671	Anthem, Inc.	95120	61-1237516		0001156039		Anthem Health Plans of Kentucky, Inc.	KY	IA	ATH Holding Company, LLC	Ownership	100.000	Anthem, Inc.	NO	
.0671	Anthem, Inc.	52618	31-1705652		0001156039		Anthem Health Plans of Maine, Inc.	ME	IA	ATH Holding Company, LLC	Ownership	100.000	Anthem, Inc.	NO	
.0671	Anthem, Inc.	53759	02-0510530		0001156039		Anthem Health Plans of New Hampshire, Inc.	NH	IA	ATH Holding Company, LLC	Ownership	100.000	Anthem, Inc.	NO	
.0671	Anthem, Inc.	71835	54-0357120	40003317	0001156039		Anthem Health Plans of Virginia, Inc.	VA	IA	Anthem Southeast, Inc.	Ownership	100.000	Anthem, Inc.	NO	
.0671	Anthem, Inc.	60217	06-1475928		0001156039		Anthem Health Plans, Inc.	CT	IA	ATH Holding Company, LLC	Ownership	100.000	Anthem, Inc.	NO	
.0671	Anthem, Inc.		61-1459939		0001156039		Anthem Holding Corp.	IN	NIA	Anthem, Inc.	Ownership	100.000	Anthem, Inc.	NO	
.0671	Anthem, Inc.		98-1492098		0001156039		Anthem Innovation Israel Ltd	ISR	NIA	Legato Holdings I, Inc.	Ownership	100.000	Anthem, Inc.	NO	
.0671	Anthem, Inc.	28207	35-0781558		0001156039		Anthem Insurance Companies, Inc.	IN	IA	Anthem, Inc.	Ownership	100.000	Anthem, Inc.	NO	
.0671	Anthem, Inc.	15543	47-0992859		0001156039		Anthem Kentucky Managed Care Plan, Inc.	KY	IA	ATH Holding Company, LLC	Ownership	100.000	Anthem, Inc.	NO	
.0671	Anthem, Inc.	13573	20-5876774		0001156039		Anthem Life & Disability Insurance Company	NY	IA	WellPoint Acquisition, LLC	Ownership	100.000	Anthem, Inc.	NO	
.0671	Anthem, Inc.	61069	35-0980405		0001156039		Anthem Life Insurance Company	IN	IA	Rocky Mountain Hospital and Medical Service, Inc.	Ownership	100.000	Anthem, Inc.	NO	
.0671	Anthem, Inc.		81-3974489		0001156039		Anthem Partnership Holding Company, LLC	DE	NIA	Anthem, Inc.	Ownership	100.000	Anthem, Inc.	NO	
.0671	Anthem, Inc.		46-0613946		0001156039		Anthem Services Company, LLC	IN	NIA	The Anthem Companies, Inc.	Ownership	100.000	Anthem, Inc.	NO	
.0671	Anthem, Inc.		32-0031791		0001156039		Anthem Southeast, Inc.	IN	NIA	Anthem, Inc.	Ownership	100.000	Anthem, Inc.	NO	
.0671	Anthem, Inc.		35-2129194		0001156039		Anthem UM Services, Inc.	IN	NIA	UNICARE Specialty Services, Inc.	Ownership	100.000	Anthem, Inc.	NO	
.0671	Anthem, Inc.		30-0606541		0001156039		Anthem Workers' Compensation, LLC	IN	NIA	Company	Ownership	75.000	Anthem, Inc.	NO	.0109
.0671	Anthem, Inc.		30-0606541		0001156039		Anthem Workers' Compensation, LLC	IN	NIA	HealthLink, Inc.	Ownership	25.000	Anthem, Inc.	NO	.0109
.0671	Anthem, Inc.		35-2145715		0001156039	New York Stock Exchange (NYSE)	Anthem, Inc.	IN	UIP				Anthem, Inc.	NO	
.0671	Anthem, Inc.	16298	82-3062789		0001156039		APC Passe, LLC	AR	NIA	Anthem Partnership Holding Company, LLC	Ownership	49.000	Anthem, Inc.	NO	.0119

ANNUAL STATEMENT FOR THE YEAR 2021 OF THE Community Insurance Company

**SCHEDULE Y**

**PART 1A - DETAIL OF INSURANCE HOLDING COMPANY SYSTEM**

1	2	3	4	5	6	7	8	9	10	11	12	13	14	15	16
Group Code	Group Name	NAIC Company Code	ID Number	Federal RSSD	CIK	Name of Securities Exchange if Publicly Traded (U.S. or International)	Names of Parent, Subsidiaries Or Affiliates	Domiciliary Location	Relationship to Reporting Entity	Directly Controlled by (Name of Entity/Person)	Type of Control (Ownership, Board, Management, Attorney-in-Fact, Influence, Other)	If Control is Ownership Provide Percentage	Ultimate Controlling Entity(ies)/Person(s)	Is an SCA Filing Required? (Yes/No)	*
.0671	Anthem, Inc.		80-0531799		0001156039		Applied Pathways, LLC	IL	NIA	American Imaging Management, Inc.	Ownership	53.520	Anthem, Inc.	NO	.0108
.0671	Anthem, Inc.		80-0531799		0001156039		Applied Pathways, LLC	IL	NIA	HEP AP Holdings, Inc.	Ownership	46.480	Anthem, Inc.	NO	.0108
.0671	Anthem, Inc.		95-4640529		0001156039		Arcus Enterprises, Inc.	DE	NIA	Anthem Holding Corp.	Ownership	100.000	Anthem, Inc.	NO	
.0671	Anthem, Inc.		90-1057454		0001156039		Aspire Health, Inc.	DE	NIA	Nash Holding Company, LLC	Ownership	100.000	Anthem, Inc.	NO	
.0671	Anthem, Inc.		35-1292384		0001156039		Associated Group, Inc.	IN	NIA	Anthem Insurance Companies, Inc.	Ownership	100.000	Anthem, Inc.	NO	
.0671	Anthem, Inc.		11-3713086		0001156039		ATH Holding Company, LLC	IN	UDP	Anthem, Inc.	Ownership	100.000	Anthem, Inc.	NO	
.0671	Anthem, Inc.		27-4004185		0001156039		Beacon CBHM LLC	DE	NIA	Beacon Health Financing LLC	Ownership	100.000	Anthem, Inc.	NO	
.0671	Anthem, Inc.		27-4607996		0001156039		Beacon Health Financing LLC	DE	NIA	Beacon Health Holdings, LLC	Ownership	100.000	Anthem, Inc.	NO	
.0671	Anthem, Inc.		80-0429754		0001156039		Beacon Health Holdings, LLC	DE	NIA	FHC Health Systems, Inc.	Ownership	100.000	Anthem, Inc.	NO	
.0671	Anthem, Inc.		82-5334761		0001156039		Beacon Health Options Care Services, Inc.	DE	NIA	FHC Health Systems, Inc.	Ownership	100.000	Anthem, Inc.	NO	
.0671	Anthem, Inc.		80-0427425		0001156039		Beacon Health Options, Inc.	DE	NIA	BVO Holdings, LLC	Ownership	100.000	Anthem, Inc.	NO	
.0671	Anthem, Inc.		95-4297571		0001156039		Beacon Health Options of California, Inc.	CA	IA	Beacon Health Options, Inc.	Ownership	100.000	Anthem, Inc.	NO	.0101
.0671	Anthem, Inc.	47025	23-2918735		0001156039		Beacon Health Options of Pennsylvania, Inc.	PA	IA	Beacon Health Options, Inc.	Ownership	100.000	Anthem, Inc.	NO	
.0671	Anthem, Inc.		54-1414194		0001156039		Beacon Health Options, Inc.	VA	NIA	FHC Health Systems, Inc.	Ownership	100.000	Anthem, Inc.	NO	
.0671	Anthem, Inc.		04-3324848		0001156039		Beacon Health Strategies LLC	MA	NIA	Beacon Health Financing LLC	Ownership	100.000	Anthem, Inc.	NO	
.0671	Anthem, Inc.		47-1871128		0001156039		Beacon Health Vista Parent, Inc.	DE	NIA	Beacon Health Options Holdco, Inc.	Ownership	100.000	Anthem, Inc.	NO	
.0671	Anthem, Inc.		46-2507551		0001156039		Beacon Plan Funding, LLC	DE	NIA	Beacon Health Financing LLC	Ownership	100.000	Anthem, Inc.	NO	
.0671	Anthem, Inc.		45-5208205		0001156039		BHS IPA, LLC	NY	NIA	Beacon Health Strategies LLC	Ownership	100.000	Anthem, Inc.	NO	
.0671	Anthem, Inc.	96962	58-1638390		0001156039		Blue Cross Blue Shield Healthcare Plan of Georgia, Inc.	GA	IA	Cerulean Companies, Inc.	Ownership	100.000	Anthem, Inc.	NO	
.0671	Anthem, Inc.	54003	39-0138065		0001156039		Blue Cross Blue Shield of Wisconsin	WI	IA	Crossroads Acquisition Corp.	Ownership	100.000	Anthem, Inc.	NO	
.0671	Anthem, Inc.		95-3760980		0001156039		Blue Cross of California	CA	IA	WellPoint California Services, Inc.	Ownership	100.000	Anthem, Inc.	NO	.0101
.0671	Anthem, Inc.		20-2994048		0001156039		Blue Cross of California Partnership Plan, Inc.	CA	IA	Blue Cross of California	Ownership	100.000	Anthem, Inc.	NO	.0101
.0671	Anthem, Inc.		47-2272036		0001156039		BVO Holdings, LLC	DE	NIA	Anthem, Inc.	Ownership	100.000	Anthem, Inc.	NO	
.0671	Anthem, Inc.		84-1782311		0001156039		CareMarket, Inc.	IN	NIA	ATH Holding Company, LLC	Ownership	100.000	Anthem, Inc.	NO	
.0671	Anthem, Inc.		86-2365191		0001156039		CareMore Health IPA of New York, Inc.	NY	NIA	CareMore Health IPA of New York, Inc.	Ownership	100.000	Anthem, Inc.	NO	
.0671	Anthem, Inc.		95-4694706		0001156039		CareMore Health Plan	CA	IA	CareMore Health System	Ownership	100.000	Anthem, Inc.	NO	.0101
.0671	Anthem, Inc.	13562	38-3795280		0001156039		CareMore Health Plan of Arizona, Inc.	AZ	IA	CareMore Health System	Ownership	100.000	Anthem, Inc.	NO	
.0671	Anthem, Inc.	13605	26-4001602		0001156039		CareMore Health Plan of Nevada	NV	IA	CareMore Health System	Ownership	100.000	Anthem, Inc.	NO	
.0671	Anthem, Inc.		27-1625392		0001156039		CareMore Health Plan of Texas, Inc.	TX	NIA	CareMore Health System	Ownership	100.000	Anthem, Inc.	NO	
.0671	Anthem, Inc.		20-2076421		0001156039		CareMore Health System	CA	NIA	ATH Holding Company, LLC	Ownership	100.000	Anthem, Inc.	NO	
.0671	Anthem, Inc.		32-0373216		0001156039		CareMore, LLC	IN	NIA	CareMore Health System	Ownership	100.000	Anthem, Inc.	NO	
.0671	Anthem, Inc.		66-0877011		0001156039		Caribbean Accountable Care, LLC	PR	NIA	MSO of Puerto Rico, LLC	Ownership	100.000	Anthem, Inc.	NO	
.0671	Anthem, Inc.		66-0554720		0001156039		Castellana Physician Services, LLC	PR	NIA	IPA Holdings, LLC	Ownership	100.000	Anthem, Inc.	NO	
.0671	Anthem, Inc.	16345	82-1853423		0001156039		COHA, LLC	CO	IA	Anthem Partnership Holding Company, LLC	Ownership	50.000	Anthem, Inc.	NO	.0102
.0671	Anthem, Inc.		66-0695526		0001156039		Centros de Medicina Primaria Advantage del Norte, LLC	PR	NIA	PHM MultiSalud, LLC	Ownership	100.000	Anthem, Inc.	NO	
.0671	Anthem, Inc.		66-0519243		0001156039		Centros Medicina Familiar del Norte, LLC	PR	NIA	PHM MultiSalud, LLC	Ownership	100.000	Anthem, Inc.	NO	
.0671	Anthem, Inc.		66-0530940		0001156039		Centros Medicos Unidos del Oeste, LLC	PR	NIA	PHM MultiSalud, LLC	Ownership	100.000	Anthem, Inc.	NO	
.0671	Anthem, Inc.		58-2217138		0001156039		Cerulean Companies, Inc.	GA	NIA	Anthem Holding Corp.	Ownership	100.000	Anthem, Inc.	NO	
.0671	Anthem, Inc.		39-1413702		0001156039		CHCS IPA, Inc.	NY	NIA	Beacon Health Options, Inc.	Ownership	100.000	Anthem, Inc.	NO	
.0671	Anthem, Inc.		66-0947829		0001156039		Claim Management Services, Inc.	WI	NIA	Blue Cross Blue Shield of Wisconsin	Ownership	100.000	Anthem, Inc.	NO	
.0671	Anthem, Inc.		66-0947900		0001156039		Clinica Todo Salud, LLC	PR	NIA	MSO Holdings, LLC	Ownership	100.000	Anthem, Inc.	NO	
.0671	Anthem, Inc.		66-0948046		0001156039		Clinica Todo Salud-Aibonito, LLC	PR	NIA	Clinica Todo Salud, LLC	Ownership	100.000	Anthem, Inc.	NO	
.0671	Anthem, Inc.		66-0964118		0001156039		Clinica Todo Salud-Caguas, LLC	PR	NIA	Clinica Todo Salud, LLC	Ownership	100.000	Anthem, Inc.	NO	
.0671	Anthem, Inc.		45-3358287		0001156039		Clinical Staff Solutions, LLC	PR	NIA	MSO Holdings, LLC	Ownership	100.000	Anthem, Inc.	NO	
.0671	Anthem, Inc.	14276	45-3358287		0001156039		Community Care Health Plan of Kansas, Inc.	KS	IA	Anthem Partnership Holding Company, LLC	Ownership	90.000	Anthem, Inc.	NO	.0118
.0671	Anthem, Inc.	14064	26-4674149		0001156039		Community Care Health Plan of Louisiana, Inc.	LA	IA	Anthem Partnership Holding Company, LLC	Ownership	75.000	Anthem, Inc.	NO	.0104
.0671	Anthem, Inc.	15951	47-5456872		0001156039		Community Care Health Plan of Nebraska, Inc.	NE	IA	Anthem Partnership Holding Company, LLC	Ownership	95.000	Anthem, Inc.	NO	.0116
.0671	Anthem, Inc.	12586	20-3317697		0001156039		Community Care Health Plan of Nevada, Inc.	NV	IA	AMERIGROUP Corporation	Ownership	100.000	Anthem, Inc.	NO	
.0671	Anthem, Inc.	10345	31-1440175		0001156039		Community Insurance Company	OH	RE	ATH Holding Company, LLC	Ownership	100.000	Anthem, Inc.	NO	

41.1

ANNUAL STATEMENT FOR THE YEAR 2021 OF THE Community Insurance Company

SCHEDULE Y

PART 1A - DETAIL OF INSURANCE HOLDING COMPANY SYSTEM

1	2	3	4	5	6	7	8	9	10	11	12	13	14	15	16
Group Code	Group Name	NAIC Company Code	ID Number	Federal RSSD	CIK	Name of Securities Exchange if Publicly Traded (U.S. or International)	Names of Parent, Subsidiaries Or Affiliates	Domi-ciliary Location	Relation-ship to Reporting Entity	Directly Controlled by (Name of Entity/Person)	Type of Control (Ownership, Board, Management, Attorney-in-Fact, Influence, Other)	If Control is Ownership Provide Percentage	Ultimate Controlling Entity(ies)/Person(s)	Is an SCA Filing Re-quired? (Yes/No)	*
.0671	Anthem, Inc.	95693	39-1462554		0001156039		Compcare Health Services Insurance Corporation	WI	IA	Blue Cross Blue Shield of Wisconsin	Ownership	100.000	Anthem, Inc.	NO	
.0671	Anthem, Inc.		20-0334650		0001156039		Crossroads Acquisition Corp.	DE	NIA	Anthem Holding Corp.	Ownership	100.000	Anthem, Inc.	NO	
.0671	Anthem, Inc.		82-3027094		0001156039		DBG Holdings, Inc.	IN	NIA	Anthem, Inc.	Ownership	100.000	Anthem, Inc.	NO	
.0671	Anthem, Inc.		41-1905556		0001156039		DeCare Analytics, LLC	MN	NIA	DeCare Dental, LLC	Ownership	100.000	Anthem, Inc.	NO	
.0671	Anthem, Inc.		02-0574609		0001156039		DeCare Dental Health International, LLC	MN	NIA	DeCare Dental, LLC	Ownership	100.000	Anthem, Inc.	NO	
.0671	Anthem, Inc.				0001156039		DeCare Dental Insurance Ireland, Ltd.	IRL	NIA	DeCare Dental, LLC	Ownership	100.000	Anthem, Inc.	NO	
.0671	Anthem, Inc.		73-1665525		0001156039		DeCare Dental Networks, LLC	MN	NIA	DeCare Dental, LLC	Ownership	100.000	Anthem, Inc.	NO	
.0671	Anthem, Inc.		01-0822645		0001156039		DeCare Dental, LLC	MN	NIA	Anthem Holding Corp.	Ownership	100.000	Anthem, Inc.	NO	
.0671	Anthem, Inc.				0001156039		DeCare Operations Ireland, Limited	IRL	NIA	DeCare Dental, LLC	Ownership	100.000	Anthem, Inc.	NO	
.0671	Anthem, Inc.		20-0660775		0001156039		Delivery Network, LLC	FL	NIA	Highland Acquisition Holdings, LLC	Ownership	100.000	Anthem, Inc.	NO	
.0671	Anthem, Inc.		26-2544715		0001156039		Designated Agent Company, Inc.	KY	NIA	Anthem Health Plans of Kentucky, Inc.	Ownership	100.000	Anthem, Inc.	NO	
.0671	Anthem, Inc.		27-2844373		0001156039		EasyScripts Cutler Bay, LLC	FL	NIA	Highland Acquisition Holdings, LLC	Ownership	100.000	Anthem, Inc.	NO	
.0671	Anthem, Inc.		26-2974996		0001156039		EasyScripts Hialeah, LLC	FL	NIA	Highland Acquisition Holdings, LLC	Ownership	100.000	Anthem, Inc.	NO	
.0671	Anthem, Inc.		30-0478573		0001156039		EasyScripts LLC	FL	NIA	Highland Acquisition Holdings, LLC	Ownership	100.000	Anthem, Inc.	NO	
.0671	Anthem, Inc.		46-0613819		0001156039		EasyScripts Westchester, LLC	FL	NIA	Highland Acquisition Holdings, LLC	Ownership	100.000	Anthem, Inc.	NO	
.0671	Anthem, Inc.		13-3934328		0001156039		EHC Benefits Agency, Inc.	NY	NIA	WellPoint Holding Corp	Ownership	100.000	Anthem, Inc.	NO	
.0671	Anthem, Inc.	55093	23-7391136		0001156039		Empire HealthChoice Assurance, Inc.	NY	IA	WellPoint Holding Corp	Ownership	100.000	Anthem, Inc.	NO	
.0671	Anthem, Inc.	95433	13-3874803		0001156039		Empire HealthChoice HMO, Inc.	NY	IA	Empire HealthChoice Assurance, Inc.	Ownership	100.000	Anthem, Inc.	NO	
.0671	Anthem, Inc.	16244	82-1454637		0001156039		Empower Healthcare Solutions, LLC	AR	IA	Beacon Health Options, Inc.	Ownership	16.670	Anthem, Inc.	NO	0115
.0671	Anthem, Inc.		26-4286154		0001156039		Federal Government Solutions, LLC	WI	NIA	ATH Holding Company, LLC	Ownership	100.000	Anthem, Inc.	NO	
.0671	Anthem, Inc.		54-1230110		0001156039		FHC Health Systems, Inc.	VA	NIA	Beacon Health Vista Parent, Inc.	Ownership	100.000	Anthem, Inc.	NO	
.0671	Anthem, Inc.	10119	41-2128275		0001156039		Freedom Health, Inc.	FL	IA	AMERIGROUP Corporation	Ownership	100.000	Anthem, Inc.	NO	
.0671	Anthem, Inc.		95-2907752		0001156039		Golden West Health Plan, Inc.	CA	IA	WellPoint California Services, Inc.	Ownership	100.000	Anthem, Inc.	NO	0101
.0671	Anthem, Inc.		84-4672692		0001156039		GR Health Solutions LLC	PA	NIA	Anthem Partnership Holding Company, LLC	Ownership	50.000	Anthem, Inc.	NO	0102
.0671	Anthem, Inc.	97217	58-1473042		0001156039		Greater Georgia Life Insurance Company	GA	IA	Georgia, Inc.	Ownership	100.000	Anthem, Inc.	NO	
.0671	Anthem, Inc.	12812	30-0326654		0001156039		Group Retiree Health Solutions, Inc.	PA	IA	GR Health Solutions LLC	Ownership	100.000	Anthem, Inc.	NO	0102
.0671	Anthem, Inc.		66-0695527		0001156039		Grupo Advantage del Oeste, LLC	PR	NIA	PHM MultiSalud, LLC	Ownership	100.000	Anthem, Inc.	NO	
.0671	Anthem, Inc.		66-0927403		0001156039		Grupo Advantage Metro, LLC	PR	NIA	PHM MultiSalud, LLC	Ownership	100.000	Anthem, Inc.	NO	
.0671	Anthem, Inc.	16426	82-1820099		0001156039		Health Colorado, Inc.	CO	IA	Beacon Health Options, Inc.	Ownership	16.670	Anthem, Inc.	NO	0115
.0671	Anthem, Inc.		51-0365660		0001156039		Health Core, Inc.	DE	NIA	Arcus Enterprises, Inc.	Ownership	100.000	Anthem, Inc.	NO	
.0671	Anthem, Inc.		54-1237939		0001156039		Health Management Corporation	VA	NIA	Southeast Services, Inc.	Ownership	100.000	Anthem, Inc.	NO	
.0671	Anthem, Inc.		36-3897701		0001156039		Health Ventures Partner, L.L.C.	IL	NIA	UNICARE National Services, Inc.	Ownership	100.000	Anthem, Inc.	NO	
.0671	Anthem, Inc.	95169	54-1356687		0001156039		HealthKeepers, Inc.	VA	IA	Anthem Southeast, Inc.	Ownership	92.510	Anthem, Inc.	NO	
.0671	Anthem, Inc.	95169	54-1356687		0001156039		HealthKeepers, Inc.	VA	IA	UNICARE National Services, Inc.	Ownership	7.490	Anthem, Inc.	NO	
.0671	Anthem, Inc.	96475	43-1616135		0001156039		HealthLink HMO, Inc.	MO	IA	HealthLink, Inc.	Ownership	100.000	Anthem, Inc.	NO	
.0671	Anthem, Inc.		43-1364135		0001156039		HealthLink, Inc.	IL	NIA	RightCHOICE Managed Care, Inc.	Ownership	100.000	Anthem, Inc.	NO	
.0671	Anthem, Inc.	16574	13-3865627		0001156039		HealthPlus HP, LLC	NY	IA	AMERIGROUP Corporation	Ownership	100.000	Anthem, Inc.	NO	0100
.0671	Anthem, Inc.	10122	20-0982649		0001156039		HealthSun Health Plans, Inc.	FL	IA	AMERIGROUP Corporation	Ownership	100.000	Anthem, Inc.	NO	
.0671	Anthem, Inc.		46-3434016		0001156039		HealthSun Physicians Network I, LLC	FL	NIA	HealthSun Physicians Network, LLC	Ownership	100.000	Anthem, Inc.	NO	
.0671	Anthem, Inc.		46-5250294		0001156039		HealthSun Physicians Network, LLC	FL	NIA	Delivery Network, LLC	Ownership	100.000	Anthem, Inc.	NO	
.0671	Anthem, Inc.	78972	86-0257201		0001156039		Healthy Alliance Life Insurance Company	MO	IA	RightCHOICE Managed Care, Inc.	Ownership	100.000	Anthem, Inc.	NO	
.0671	Anthem, Inc.		47-3953545		0001156039		HEP AP Holdings, Inc.	DE	NIA	Imaging Management Holdings, L.L.C.	Ownership	100.000	Anthem, Inc.	NO	
.0671	Anthem, Inc.		81-3471305		0001156039		Highland Acquisition Holdings, LLC	DE	NIA	Highland Intermediate Holdings, LLC	Ownership	100.000	Anthem, Inc.	NO	
.0671	Anthem, Inc.		81-3487249		0001156039		Highland Intermediate Holdings, LLC	DE	NIA	Highland Investor Holdings, LLC	Ownership	100.000	Anthem, Inc.	NO	
.0671	Anthem, Inc.		81-3493196		0001156039		Highland Investor Holdings, LLC	DE	NIA	ATH Holding Company, LLC	Ownership	98.000	Anthem, Inc.	NO	0107
.0671	Anthem, Inc.		81-3493196		0001156039		Highland Investor Holdings, LLC	DE	NIA	AMERIGROUP Corporation	Ownership	2.000	Anthem, Inc.	NO	0107
.0671	Anthem, Inc.	95473	84-1017384		0001156039		HMO Colorado, Inc.	CO	IA	Rocky Mountain Hospital and Medical Service, Inc.	Ownership	100.000	Anthem, Inc.	NO	
.0671	Anthem, Inc.	95358	37-1216698		0001156039		HMO Missouri, Inc.	MO	IA	RightCHOICE Managed Care, Inc.	Ownership	100.000	Anthem, Inc.	NO	
.0671	Anthem, Inc.		83-2158120		0001156039		IEC Group Holdings, Inc.	ID	NIA	ATH Holding Company, LLC	Ownership	100.000	Anthem, Inc.	NO	
.0671	Anthem, Inc.		82-0497661		0001156039		IEC Group, Inc. d/b/a AmeriBen	ID	NIA	IEC Group Holdings, Inc.	Ownership	100.000	Anthem, Inc.	NO	
.0671	Anthem, Inc.		75-2619605		0001156039		Imaging Management Holdings, L.L.C.	DE	NIA	ATH Holding Company, LLC	Ownership	100.000	Anthem, Inc.	NO	

41.2

ANNUAL STATEMENT FOR THE YEAR 2021 OF THE Community Insurance Company

**SCHEDULE Y**  
**PART 1A - DETAIL OF INSURANCE HOLDING COMPANY SYSTEM**

1	2	3	4	5	6	7	8	9	10	11	12	13	14	15	16
Group Code	Group Name	NAIC Company Code	ID Number	Federal RSSD	CIK	Name of Securities Exchange if Publicly Traded (U.S. or International)	Names of Parent, Subsidiaries Or Affiliates	Domi-ciliary Location	Relation-ship to Reporting Entity	Directly Controlled by (Name of Entity/Person)	Type of Control (Ownership, Board, Management, Attorney-in-Fact, Influence, Other)	If Control is Ownership Provide Percentage	Ultimate Controlling Entity(ies)/Person(s)	Is an SCA Filing Re-quired? (Yes/No)	*
.0671	Anthem, Inc.		82-3062245		0001156039		IngenioRX, Inc.	IN	NIA	DBG Holdings, Inc.	Ownership	100.000	Anthem, Inc.	NO	
.0671	Anthem, Inc.		66-0884762		0001156039		InHealth Management, LLC	PR	NIA	MSO Holdings, LLC	Ownership	100.000	Anthem, Inc.	NO	
.0671	Anthem, Inc.		66-0959260		0001156039		IPA Holdings, LLC	PR	NIA	MSO Holdings, LLC	Ownership	100.000	Anthem, Inc.	NO	
.0671	Anthem, Inc.				0001156039		Legato Health Technologies Ireland, Ltd	IRL	NIA	Legato Holdings I, Inc.	Ownership	100.000	Anthem, Inc.	NO	
.0671	Anthem, Inc.		98-1397080		0001156039		Legato Health Technologies LLP	IN	NIA	Legato Holdings I, Inc.	Ownership	100.000	Anthem, Inc.	NO	0105
							Legato Health Technologies Philippines, Inc.								
.0671	Anthem, Inc.		98-1490582		0001156039			PHL	NIA	Legato Holdings I, Inc.	Ownership	100.000	Anthem, Inc.	NO	0106
.0671	Anthem, Inc.				0001156039		Legato Health Technologies Puerto Rico, LLC	PR	NIA	Legato Holdings I, Inc.	Ownership	100.000	Anthem, Inc.	NO	
.0671	Anthem, Inc.		87-2164713		0001156039		Legato Health Technologies, U.S., Inc	IN	NIA	Legato Holdings I, Inc.	Ownership	100.000	Anthem, Inc.	NO	
.0671	Anthem, Inc.		82-3030791		0001156039		Legato Holdings I, Inc.	IN	NIA	Anthem, Inc.	Ownership	100.000	Anthem, Inc.	NO	
.0671	Anthem, Inc.		82-3031178		0001156039		Legato Holdings II, LLC	IN	NIA	Legato Holdings I, Inc.	Ownership	100.000	Anthem, Inc.	NO	
.0671	Anthem, Inc.		02-0581429		0001156039		Living Complete Technologies, Inc.	MD	NIA	ATH Holding Company, LLC	Ownership	100.000	Anthem, Inc.	NO	
.0671	Anthem, Inc.		04-3307857		0001156039		Massachusetts Behavioral Health Partnership	MA	NIA	Beacon Health Options, Inc.	Ownership	50.000	Anthem, Inc.	NO	0111
.0671	Anthem, Inc.		04-3307857		0001156039		Massachusetts Behavioral Health Partnership	MA	NIA	OPTIONS Health Care, Inc.	Ownership	50.000	Anthem, Inc.	NO	0111
							Anthem Health Plans of New Hampshire, Inc.								
.0671	Anthem, Inc.	95527	02-0494919		0001156039		Matthew Thornton Health Plan, Inc.	NH	IA		Ownership	100.000	Anthem, Inc.	NO	
.0671	Anthem, Inc.		66-0823267		0001156039		Medical Dental Network Management, LLC	PR	NIA	MMM Holdings, LLC	Ownership	100.000	Anthem, Inc.	NO	
							Compcare Health Services Insurance Corporation								
.0671	Anthem, Inc.		39-2013971		0001156039		Meridian Resource Company, LLC	WI	NIA		Ownership	100.000	Anthem, Inc.	NO	
.0671	Anthem, Inc.	12913	20-5862801		0001156039		Missouri Care, Incorporated	MO	IA	ATH Holding Company, LLC	Ownership	100.000	Anthem, Inc.	NO	
.0671	Anthem, Inc.	11157	66-0588600		0001156039		MMM Healthcare, LLC	PR	IA	MMM Holdings, LLC	Ownership	100.000	Anthem, Inc.	NO	
.0671	Anthem, Inc.		66-0649625		0001156039		MMM Holdings, LLC	PR	NIA	MMM Puerto Rico, Inc.	Ownership	100.000	Anthem, Inc.	NO	
.0671	Anthem, Inc.	12534	66-0653763		0001156039		MMM Multi Health, LLC	PR	IA	MMM Holdings, LLC	Ownership	100.000	Anthem, Inc.	NO	
.0671	Anthem, Inc.		66-0794203		0001156039		MMM Puerto Rico, Inc.	PR	NIA	ATH Holding Company, LLC	Ownership	100.000	Anthem, Inc.	NO	
.0671	Anthem, Inc.		82-4684953		0001156039		Momentum Health Partners, LLC	NC	NIA	Anthem Partnership Holding Company, LLC	Ownership	50.000	Anthem, Inc.	NO	0102
.0671	Anthem, Inc.		66-0645750		0001156039		MSO Holdings, LLC	PR	NIA	MMM Puerto Rico, Inc.	Ownership	100.000	Anthem, Inc.	NO	
.0671	Anthem, Inc.		66-0719637		0001156039		MSO of Puerto Rico, LLC	PR	NIA	MSO Holdings, LLC	Ownership	100.000	Anthem, Inc.	NO	
.0671	Anthem, Inc.		84-1811105		0001156039		myNEXUS Holdings, Inc.	DE	NIA	ATH Holding Company, LLC	Ownership	100.000	Anthem, Inc.	NO	
.0671	Anthem, Inc.		84-1801030		0001156039		myNEXUS Management, Inc.	DE	NIA	myNEXUS Holdings, Inc.	Ownership	100.000	Anthem, Inc.	NO	
.0671	Anthem, Inc.		81-4603181		0001156039		myNEXUS NY OF TEXAS	TX	NIA	MyNexus, Inc.	Ownership	100.000	Anthem, Inc.	NO	
.0671	Anthem, Inc.		85-0541810		0001156039		myNEXUS NY IPA, LLC	NY	NIA	MyNexus, Inc.	Ownership	100.000	Anthem, Inc.	NO	
.0671	Anthem, Inc.		47-4671638		0001156039		MyNexus, Inc.	DE	NIA	myNEXUS Management, Inc.	Ownership	100.000	Anthem, Inc.	NO	
.0671	Anthem, Inc.		83-0892028		0001156039		Nash Holding Company, LLC	DE	NIA	ATH Holding Company, LLC	Ownership	100.000	Anthem, Inc.	NO	
.0671	Anthem, Inc.		35-1840597		0001156039		National Government Services, Inc.	IN	NIA	Federal Government Solutions, LLC	Ownership	100.000	Anthem, Inc.	NO	
.0671	Anthem, Inc.		04-2919509		0001156039		New England Research Institute, Inc.	MA	NIA	Health Core, Inc.	Ownership	100.000	Anthem, Inc.	NO	
.0671	Anthem, Inc.		81-5476630		0001156039		NGS Federal, LLC	IN	NIA	Federal Government Solutions, LLC	Ownership	100.000	Anthem, Inc.	NO	
							North Florida Behavioral Health Partners, Inc.								
.0671	Anthem, Inc.		20-1847098		0001156039			FL	NIA	Beacon Health Options, Inc.	Ownership	50.000	Anthem, Inc.	NO	0113
.0671	Anthem, Inc.	12259	20-1336412		0001156039		Optimum Healthcare, Inc.	FL	IA	AMERIGROUP Corporation	Ownership	100.000	Anthem, Inc.	NO	
.0671	Anthem, Inc.		54-1826967		0001156039		OPTIONS Health Care, Inc.	DE	NIA	Beacon Health Options, Inc.	Ownership	100.000	Anthem, Inc.	NO	
.0671	Anthem, Inc.		95-4249368		0001156039		Park Square Holdings, Inc.	CA	NIA	WellPoint California Services, Inc.	Ownership	100.000	Anthem, Inc.	NO	
.0671	Anthem, Inc.		95-4386221		0001156039		Park Square I, Inc.	CA	NIA	WellPoint California Services, Inc.	Ownership	100.000	Anthem, Inc.	NO	
.0671	Anthem, Inc.		95-4249345		0001156039		Park Square II, Inc.	CA	NIA	WellPoint California Services, Inc.	Ownership	100.000	Anthem, Inc.	NO	
.0671	Anthem, Inc.		27-1991772		0001156039		Pasteur Medical Bird Road, LLC	FL	NIA	Highland Acquisition Holdings, LLC	Ownership	100.000	Anthem, Inc.	NO	
.0671	Anthem, Inc.		20-2749389		0001156039		Pasteur Medical Center, LLC	DE	NIA	Highland Acquisition Holdings, LLC	Ownership	100.000	Anthem, Inc.	NO	
.0671	Anthem, Inc.		27-1366915		0001156039		Pasteur Medical Cutler Bay, LLC	FL	NIA	Highland Acquisition Holdings, LLC	Ownership	100.000	Anthem, Inc.	NO	
.0671	Anthem, Inc.		20-0610128		0001156039		Pasteur Medical Group, LLC	FL	NIA	Highland Acquisition Holdings, LLC	Ownership	100.000	Anthem, Inc.	NO	
.0671	Anthem, Inc.		37-1668303		0001156039		Pasteur Medical Hialeah Gardens, LLC	FL	NIA	Highland Acquisition Holdings, LLC	Ownership	100.000	Anthem, Inc.	NO	
.0671	Anthem, Inc.		47-3464152		0001156039		Pasteur Medical Kendall, LLC	FL	NIA	Highland Acquisition Holdings, LLC	Ownership	100.000	Anthem, Inc.	NO	
.0671	Anthem, Inc.		27-2810478		0001156039		Pasteur Medical Management, LLC	FL	NIA	Highland Acquisition Holdings, LLC	Ownership	100.000	Anthem, Inc.	NO	
.0671	Anthem, Inc.		33-1217936		0001156039		Pasteur Medical Miami Gardens, LLC	FL	NIA	Highland Acquisition Holdings, LLC	Ownership	100.000	Anthem, Inc.	NO	
.0671	Anthem, Inc.		27-2651017		0001156039		Pasteur Medical North Miami Beach, LLC	FL	NIA	Highland Acquisition Holdings, LLC	Ownership	100.000	Anthem, Inc.	NO	
.0671	Anthem, Inc.		26-0813665		0001156039		Pasteur Medical Partners, LLC	FL	NIA	Highland Acquisition Holdings, LLC	Ownership	100.000	Anthem, Inc.	NO	
.0671	Anthem, Inc.		66-0693134		0001156039		PHM Healthcare Solutions, Inc.	PR	NIA	Physician Group Practices, LLC	Ownership	100.000	Anthem, Inc.	NO	

ANNUAL STATEMENT FOR THE YEAR 2021 OF THE Community Insurance Company

**SCHEDULE Y**  
**PART 1A - DETAIL OF INSURANCE HOLDING COMPANY SYSTEM**

1	2	3	4	5	6	7	8	9	10	11	12	13	14	15	16
Group Code	Group Name	NAIC Company Code	ID Number	Federal RSSD	CIK	Name of Securities Exchange if Publicly Traded (U.S. or International)	Names of Parent, Subsidiaries Or Affiliates	Domiciliary Location	Relationship to Reporting Entity	Directly Controlled by (Name of Entity/Person)	Type of Control (Ownership, Board, Management, Attorney-in-Fact, Influence, Other)	If Control is Ownership Provide Percentage	Ultimate Controlling Entity(ies)/Person(s)	Is an SCA Filing Required? (Yes/No)	*
.0671	Anthem, Inc.		66-0864220		0001156039		PHM IntraHospital Physician Group, LLC	PR	NIA	PHM MultiSalud, LLC	Ownership	100.000	Anthem, Inc.	NO	
.0671	Anthem, Inc.		66-0811976		0001156039		PHM Multidisciplinary Clinic Agudilla LLC	PR	NIA	PHM MultiDisciplinary Clinic, LLC	Ownership	100.000	Anthem, Inc.	NO	
.0671	Anthem, Inc.		66-0812014		0001156039		PHM Multidisciplinary Clinic Arcicibo LLC	PR	NIA	PHM MultiDisciplinary Clinic, LLC	Ownership	100.000	Anthem, Inc.	NO	
.0671	Anthem, Inc.		66-0925853		0001156039		PHM Multidisciplinary Clinic Cabo Rojo LLC	PR	NIA	PHM MultiDisciplinary Clinic, LLC	Ownership	100.000	Anthem, Inc.	NO	
.0671	Anthem, Inc.		66-0764408		0001156039		PHM Multidisciplinary Clinic Guayama LLC	PR	NIA	PHM MultiDisciplinary Clinic, LLC	Ownership	100.000	Anthem, Inc.	NO	
.0671	Anthem, Inc.		66-0949111		0001156039		PHM Multidisciplinary Clinic Maunabo LLC	PR	NIA	PHM MultiDisciplinary Clinic, LLC	Ownership	100.000	Anthem, Inc.	NO	
.0671	Anthem, Inc.		66-0859950		0001156039		PHM MultiDisciplinary Clinic, LLC	PR	NIA	PHM MultiSalud, LLC	Ownership	100.000	Anthem, Inc.	NO	
.0671	Anthem, Inc.		66-0867882		0001156039		PHM MultiSalud, LLC	PR	NIA	Physician Group Practices, LLC	Ownership	100.000	Anthem, Inc.	NO	
.0671	Anthem, Inc.		66-0864171		0001156039		PHM Specialty Network, LLC	PR	NIA	PHM MultiSalud, LLC	Ownership	100.000	Anthem, Inc.	NO	
.0671	Anthem, Inc.		66-0960976		0001156039		Physician Group Practices, LLC	PR	NIA	IPA Holdings, LLC	Ownership	100.000	Anthem, Inc.	NO	
.0671	Anthem, Inc.	12178	66-0592131		0001156039		PMC Medicare Choice, LLC	PR	IA	MM Holdings, LLC	Ownership	100.000	Anthem, Inc.	NO	
.0671	Anthem, Inc.		56-2396739		0001156039		Resolution Health, Inc.	DE	NIA	Anthem Southeast, Inc.	Ownership	100.000	Anthem, Inc.	NO	
.0671	Anthem, Inc.		47-0851593		0001156039		RightCHOICE Managed Care, Inc.	DE	NIA	Anthem Holding Corp.	Ownership	100.000	Anthem, Inc.	NO	
.0671	Anthem, Inc.	11011	84-0747736		0001156039		Rocky Mountain Hospital and Medical Service, Inc.	CO	IA	ATH Holding Company, LLC	Ownership	100.000	Anthem, Inc.	NO	
.0671	Anthem, Inc.		20-0473316		0001156039		SellCore, Inc.	DE	NIA	Anthem, Inc.	Ownership	100.000	Anthem, Inc.	NO	
.0671	Anthem, Inc.	13726	27-0945036		0001156039		Simply Healthcare Plans, Inc.	FL	IA	AMERIGROUP Corporation	Ownership	100.000	Anthem, Inc.	NO	
.0671	Anthem, Inc.		55-0712302		0001156039		Southeast Services, Inc.	VA	NIA	Anthem Southeast, Inc.	Ownership	100.000	Anthem, Inc.	NO	
.0671	Anthem, Inc.		45-4071004		0001156039		State Sponsored Services, Inc.	IN	NIA	UNICARE Specialty Services, Inc.	Ownership	100.000	Anthem, Inc.	NO	
.0671	Anthem, Inc.		45-5443372		0001156039		The Anthem Companies of California, Inc.	CA	NIA	ATH Holding Company, LLC	Ownership	100.000	Anthem, Inc.	NO	
.0671	Anthem, Inc.		35-1835818		0001156039		The Anthem Companies, Inc.	IN	NIA	ATH Holding Company, LLC	Ownership	100.000	Anthem, Inc.	NO	
.0671	Anthem, Inc.				0001156039		TriadDD NY, LLC dba MyCompass	NY	NIA	Alliance Care Management, LLC	Ownership	25.000	Anthem, Inc.	NO	0117
.0671	Anthem, Inc.		43-1967924		0001156039		TrustSolutions, LLC	WI	NIA	Federal Government Solutions, LLC	Ownership	100.000	Anthem, Inc.	NO	
.0671	Anthem, Inc.	11810	84-1620480		0001156039		UNICARE Health Plan of West Virginia, Inc.	WV	IA	UNICARE National Services, Inc.	Ownership	100.000	Anthem, Inc.	NO	
.0671	Anthem, Inc.		36-3899137		0001156039		UNICARE Illinois Services, Inc.	IL	NIA	UNICARE National Services, Inc.	Ownership	100.000	Anthem, Inc.	NO	
.0671	Anthem, Inc.	80314	52-0913817		0001156039		UNICARE Life & Health Insurance Company	IN	IA	UNICARE National Services, Inc.	Ownership	100.000	Anthem, Inc.	NO	
.0671	Anthem, Inc.		95-4635507		0001156039		UNICARE National Services, Inc.	DE	NIA	Anthem Holding Corp.	Ownership	100.000	Anthem, Inc.	NO	
.0671	Anthem, Inc.		77-0494551		0001156039		UNICARE Specialty Services, Inc.	DE	NIA	Anthem Holding Corp.	Ownership	100.000	Anthem, Inc.	NO	
.0671	Anthem, Inc.		45-4238555		0001156039		ValueOptions Federal Services, Inc.	VA	NIA	Beacon Health Options, Inc.	Ownership	100.000	Anthem, Inc.	NO	
.0671	Anthem, Inc.	15448	46-2053405		0001156039		ValueOptions of New Jersey, Inc.	NJ	IA	Beacon Health Options, Inc.	Ownership	100.000	Anthem, Inc.	NO	
.0671	Anthem, Inc.	95799	75-2749263		0001156039		ValueOptions of Texas, Inc.	TX	IA	Beacon Health Options, Inc.	Ownership	100.000	Anthem, Inc.	NO	
.0671	Anthem, Inc.		82-3300542		0001156039		Valus, Inc.	IN	NIA	DBG Holdings, Inc.	Ownership	100.000	Anthem, Inc.	NO	
.0671	Anthem, Inc.		66-0865037		0001156039		VITA CARE, LLC	PR	NIA	MSO Holdings, LLC	Ownership	100.000	Anthem, Inc.	NO	
.0671	Anthem, Inc.		20-0660563		0001156039		WellMax Health Medical Centers, LLC	FL	NIA	Delivery Network, LLC	Ownership	100.000	Anthem, Inc.	NO	
.0671	Anthem, Inc.		20-0660644		0001156039		WellMax Health Physicians Network, LLC	FL	NIA	Delivery Network, LLC	Ownership	100.000	Anthem, Inc.	NO	
.0671	Anthem, Inc.		20-4405193		0001156039		WellPoint Acquisition, LLC	IN	NIA	Anthem, Inc.	Ownership	100.000	Anthem, Inc.	NO	
.0671	Anthem, Inc.		95-4640531		0001156039		WellPoint California Services, Inc.	DE	NIA	Anthem Holding Corp.	Ownership	100.000	Anthem, Inc.	NO	
.0671	Anthem, Inc.		95-4657170		0001156039		WellPoint Dental Services, Inc.	DE	NIA	UNICARE Specialty Services, Inc.	Ownership	100.000	Anthem, Inc.	NO	
.0671	Anthem, Inc.		81-2874917		0001156039		WellPoint Health Solutions, Inc.	DE	NIA	Federal Government Solutions, LLC	Ownership	100.000	Anthem, Inc.	NO	
.0671	Anthem, Inc.		20-3620996		0001156039		WellPoint Holding Corp	DE	NIA	Anthem, Inc.	Ownership	100.000	Anthem, Inc.	NO	
.0671	Anthem, Inc.		45-2736438		0001156039		WellPoint Information Technology Services, Inc.	CA	NIA	Blue Cross of California	Ownership	100.000	Anthem, Inc.	NO	
.0671	Anthem, Inc.		36-4595641		0001156039		WellPoint Insurance Services, Inc.	HI	NIA	Anthem, Inc.	Ownership	100.000	Anthem, Inc.	NO	
.0671	Anthem, Inc.		47-2546820		0001156039		WellPoint Military Care Corporation	IN	NIA	Federal Government Solutions, LLC	Ownership	100.000	Anthem, Inc.	NO	
.0671	Anthem, Inc.	15929	47-5569628		0001156039		Wisconsin Collaborative Insurance Company	WI	IA	Crossroads Acquisition Corp.	Ownership	55.000	Anthem, Inc.	NO	0110
.0671	Anthem, Inc.		47-3025203		0001156039		ZipDrug Inc.	DE	NIA	IngenioRx, Inc.	Ownership	100.000	Anthem, Inc.	NO	

Asterisk	Explanation
0100	Insurer is deemed to be an insurance affiliate in column 10 and has an NAIC Company Code in column 3. However, it does not file an NAIC statutory statement because it is regulated by the New York State Department of Health.
0101	Insurer is deemed to be an insurance affiliate in column 10, but does not have an NAIC Company Code in column 3 because it is regulated by the California Department of Managed Health Care.

41.4

ANNUAL STATEMENT FOR THE YEAR 2021 OF THE Community Insurance Company

Asterisk	Explanation
0102	50% owned by unaffiliated investors
0103	30.09% owned by unaffiliated investors
0104	25% owned by an unaffiliated investor
0105	Legato Health Technologies LLP is a Limited Liability Partnership formed under the laws of India, and is 99% owned by Legato Holdings I, Inc. an Indiana corporation, and 1% owned by Legato Holdings II, LLC, an Indiana Limited Liability company.
0106	Legato Health Technologies Philippines, Inc. was incorporated under with the Republic of the Philippines, and is 100% owned by Legato Holdings I, Inc. an Indiana corporation.
0107	Highland Investor Holding LLC is a Limited Liability Company formed under the laws of Delaware, and is 98% owned by ATH Holding Company, LLC. an Indiana limited liability company, and Amerigroup Corporation holds the remaining 2% interest.
0108	Applied Pathways, LLC is a Limited Liability Company formed under the laws of Illinois, and is 53.52% owned by American Imaging Management, Inc. an Illinois limited liability company, and 46.48% owned by HEP AP Holdings, Inc., a Delaware corporation.
0109	Anthem Worker's Compensation, LLC is owned 75% by Anthem Blue Cross Life and Health Insurance Company and 25% by HealthLink, Inc.
0110	45% of WCIC is owned by Aurora Health Care, Inc. (non-affiliate) and 55% by Crossroads Acquisition Corp
0111	Massachusetts Behavioral Health Partnership is a General Partnership formed under the laws of Massachusetts, and is 50% owned by Beacon Health Options, Inc., a Virginia corporation, and 50% owned by OPTIONS Health Care, Inc., a Delaware corporation.
0112	Florida Health Partners, Inc. is 50% owned by Beacon Health Options, Inc. and 50% owned by Florida Behavioral Health, Inc. (non-affiliate)
0113	North Florida Behavioral Health Partners, Inc. is 50% owned by Beacon Health Options, Inc. and 50% owned by North Florida Behavioral Health Network, Inc. (non-affiliate)
0114	75% owned by an unaffiliated investor
0115	83.33% owned by unaffiliated investors
0116	5% owned by an unaffiliated investor
0117	TriadDD NY, LLC dba MyCompass (NY) is owned 25% by Alliance Care Management, LLC and 75% by non-affiliates.
0118	Blue Cross and Blue Shield of Kansas, Inc. and Blue Cross and Blue Shield of Kansas City (non affiliates), each own 5% of Amerigroup Kansas, Inc., with the remaining 90% owned by Anthem Partnership Holding Company, LLC.
0119	APC Passe, LLC is 49% owned by Anthem Partnership Holding Company, LLC and 51% owned by the Arkansas Provider Coalition, LLC, which is not affiliated with Anthem, Inc.

ANNUAL STATEMENT FOR THE YEAR 2021 OF THE Community Insurance Company

**SCHEDULE Y**

**PART 2 - SUMMARY OF INSURER'S TRANSACTIONS WITH ANY AFFILIATES**

1	2	3	4	5	6	7	8	9	10	11	12	13
NAIC Company Code	ID Number	Names of Insurers and Parent, Subsidiaries or Affiliates	Shareholder Dividends	Capital Contributions	Purchases, Sales or Exchanges of Loans, Securities, Real Estate, Mortgage Loans or Other Investments	Income/ (Disbursements) Incurred in Connection with Guarantees or Undertakings for the Benefit of any Affiliate(s)	Management Agreements and Service Contracts	Income/ (Disbursements) Incurred Under Reinsurance Agreements	*	Any Other Material Activity Not in the Ordinary Course of the Insurer's Business	Totals	Reinsurance Recoverable/ (Payable) on Losses and/or Reserve Credit Taken/(Liability)
	36-3692630	American Imaging Management, Inc.					(443,363,946)				(443,363,946)	
15544	46-4729682	America's 1st Choice of South Carolina, Inc.					678,942				678,942	
12354	20-2073598	AMERIGROUP Community Care of New Mexico, Inc.					(4,322,754)				(4,322,754)	
	54-1739323	AMERIGROUP Corporation					69,201,066				69,201,066	
16168	81-4131800	Amerigroup District of Columbia, Inc.					(1,588,217)				(1,588,217)	
14078	45-2485907	Amerigroup Insurance Company		145,000,000			(173,631,523)				(28,631,523)	
15807	47-3863197	AMERIGROUP Iowa, Inc.	(150,000,000)				(190,442,240)				(340,442,240)	
95832	51-0387398	AMERIGROUP Maryland, Inc.	(90,000,000)				(96,530,104)				(186,530,104)	
16145	81-4626605	Amerigroup Mississippi, Inc.					1,875				1,875	
95373	22-3375292	AMERIGROUP New Jersey, Inc.					(138,396,692)				(138,396,692)	
10767	13-4212818	AMERIGROUP Ohio, Inc.		12,000,000			(113,763,875)				(101,763,875)	
15994	81-2781685	AMERIGROUP Oklahoma, Inc.					(58,263)				(58,263)	
	36-3897080	Amerigroup Partnership Plan, LLC					(218,209,058)				(218,209,058)	
16339	82-3734368	Amerigroup Pennsylvania, Inc.					1,549				1,549	
12941	20-4776597	AMERIGROUP Tennessee, Inc.	(53,000,000)				(227,739,436)				(280,739,436)	
95314	75-2603231	AMERIGROUP Texas, Inc.	(139,700,000)				(552,005,579)				(691,705,579)	
14073	27-3510384	AMERIGROUP Washington, Inc.					(80,906,152)				(80,906,152)	
12229	06-1696189	AMGP Georgia Managed Care Company, Inc.					(184,268,915)				(184,268,915)	
16553	83-2435050	AMH Health, LLC		7,900,000			(20,319,878)				(12,419,878)	
16774	84-4181695	AMH Health Plans of Maine, Inc.		2,600,000			(698,181)				1,901,819	
62825	95-4331852	Anthem Blue Cross Life and Health Insurance Company	(117,900,000)				(1,013,945,698)	139,945,199			(991,900,499)	109,241,184
95120	61-1237516	Anthem Health Plans of Kentucky, Inc.	(36,800,000)				(374,944,297)	(10,287,829)			(422,032,126)	(34,618,502)
52618	31-1705652	Anthem Health Plans of Maine, Inc.	(35,000,000)				(102,741,299)				(137,741,299)	
53759	02-0510530	Anthem Health Plans of New Hampshire, Inc.	(15,000,000)				(71,285,563)				(86,285,563)	
71835	54-0357120	Anthem Health Plans of Virginia, Inc.	(300,000,000)				(544,644,662)	(35,706,011)			(880,350,673)	(65,521,869)
60217	06-1475928	Anthem Health Plans, Inc.	(30,000,000)				(354,562,435)				(384,562,435)	
28207	35-0781558	Anthem Insurance Companies, Inc.	(200,000,000)	300,000,000			(1,435,801,488)	(22,099,517)			(1,357,901,005)	459,301,236
15543	47-0992859	Anthem Kentucky Managed Care Plan, Inc.					(78,308,877)				(78,308,877)	
13573	20-5876774	Anthem Life & Disability Insurance Company		13,000,000			(2,579,803)				10,420,197	
61069	35-0980405	Anthem Life Insurance Company					(43,489,346)	651,542			(42,837,804)	(67,759,988)
	81-3974489	Anthem Partnership Holding Company, LLC					(34,895,780)				(34,895,780)	
	46-0613946	Anthem Services Company, LLC					93,786,968				93,786,968	
	35-2129194	Anthem UM Services					(114,902,222)				(114,902,222)	
	35-2145715	Anthem, Inc.	3,114,900,000	(819,732,993)			6,199,064,357				8,494,231,364	
16298	82-3062789	APC Passe, LLC						(83,487,256)			(83,487,256)	(148,450,185)
	90-1057454	Aspire Health, Inc.					(57,865,496)				(57,865,496)	
	11-3713086	ATH Holding Company, LLC					(62,409,154)				(62,409,154)	
	54-1414194	Beacon Health Options, Inc.					(193,663,027)				(193,663,027)	

ANNUAL STATEMENT FOR THE YEAR 2021 OF THE Community Insurance Company

**SCHEDULE Y**

**PART 2 - SUMMARY OF INSURER'S TRANSACTIONS WITH ANY AFFILIATES**

1	2	3	4	5	6	7	8	9	10	11	12	13
NAIC Company Code	ID Number	Names of Insurers and Parent, Subsidiaries or Affiliates	Shareholder Dividends	Capital Contributions	Purchases, Sales or Exchanges of Loans, Securities, Real Estate, Mortgage Loans or Other Investments	Income/ (Disbursements) Incurred in Connection with Guarantees or Undertakings for the Benefit of any Affiliate(s)	Management Agreements and Service Contracts	Income/ (Disbursements) Incurred Under Reinsurance Agreements	*	Any Other Material Activity Not in the Ordinary Course of the Insurer's Business	Totals	Reinsurance Recoverable/ (Payable) on Losses and/or Reserve Credit Taken/(Liability)
	95-4297571	Beacon Health Options of California, Inc.					(4,049,525)				(4,049,525)	
47025	23-2918735	Beacon Health Options of Pennsylvania, Inc.					(20,886,133)				(20,886,133)	
	04-3324848	Beacon Health Strategies LLC					(109,931,699)				(109,931,699)	
96962	58-1638390	Blue Cross Blue Shield Healthcare Plan of Georgia, Inc.	(137,400,000)	(21,000,000)			(737,222,878)				(895,622,878)	
54003	39-0138065	Blue Cross Blue Shield of Wisconsin	(55,000,000)				(135,730,930)	(8,568,467)			(199,299,397)	(17,715,438)
	95-3760980	Blue Cross of California	(775,000,000)	(200,000,000)			(1,813,328,347)				(2,788,328,347)	
	20-2994048	Blue Cross of California Partnership Plan, Inc.	(75,000,000)				(329,586,169)				(404,586,169)	
	95-4694706	CareMore Health Plan		220,000,000			724,678,306				944,678,306	
13562	38-3795280	CareMore Health Plan of Arizona, Inc.					106,499,466				106,499,466	
13605	26-4001602	CareMore Health Plan of Nevada		30,000,000			76,978,924				106,978,924	
	66-0554720	Castellana Physician Services, LLC					(2,746,053)				(2,746,053)	
16345	82-1853423	CCHA, LLC					59,295	(55,998,546)			(55,939,251)	(55,287,969)
14276	45-3358287	Community Care Health Plan of Kansas, Inc.					2,290,356				2,290,356	
14064	26-4674149	Community Care Health Plan of Louisiana, Inc.		26,250,000			(96,094,476)				(69,844,476)	
15951	47-5456872	Community Care Health Plan of Nebraska, Inc.					(40,278,262)	(51,271)			(40,329,533)	
12586	20-3317697	Community Care Health Plan of Nevada, Inc.					(113,008,352)	(255,452)			(113,263,804)	(330,359)
10345	31-1440175	Community Insurance Company	(175,000,000)				(1,006,234,085)	(14,595,652)			(1,195,829,737)	(81,506,088)
95693	39-1462554	Compcare Health Services Insurance Corporation	6,000,000				(201,378,871)				(195,378,871)	
	20-0660775	Delivery Network, LLC					(39,723,717)				(39,723,717)	
55093	23-7391136	Empire HealthChoice Assurance, Inc.	(41,300,000)				(518,418,258)				(559,718,258)	
95433	13-3874803	Empire HealthChoice HMO, Inc.					(71,725,941)				(71,725,941)	
16244	82-1454637	Empower Healthcare Solutions, LLC					(1,735,638)				(1,735,638)	
10119	41-2128275	Freedom Health, Inc.	(77,500,000)				(106,636,713)				(184,136,713)	
	95-2907752	Golden West Health Plan, Inc.					(862,495)				(862,495)	
97217	58-1473042	Greater Georgia Life Insurance Company		21,000,000			(8,514,266)				12,485,734	
12812	30-0326654	Group Retiree Health Solutions, Inc.		12,982,993				(195,738)			12,787,255	(3,792,257)
16426	82-1820099	Health Colorado, Inc.									0	
	54-1237939	Health Management Corporation					(350,225,550)				(350,225,550)	
95169	54-1356687	HealthKeepers, Inc.	(200,000,000)				(684,724,528)	(8,947,459)			(893,671,987)	(4,706,836)
96475	43-1616135	HealthLink HMO, Inc.	(7,000,000)				3,941,856				(3,058,144)	
	43-1364135	HealthLink, Inc.					(35,661,178)				(35,661,178)	
16574	13-3865627	HealthPlus, LLC					(242,890,622)	(290,251)			(243,180,873)	
10122	20-0982649	HealthSun Health Plans, Inc.		50,000,000			(366,005,893)				(316,005,893)	
78972	86-0257201	Healthy Alliance Life Insurance Company	(119,800,000)				(282,594,554)				(402,394,554)	
95473	84-1017384	HMO Colorado, Inc.	(11,300,000)				(183,092,330)	(8,119,812)			(202,512,142)	(633,164)

42.1

ANNUAL STATEMENT FOR THE YEAR 2021 OF THE Community Insurance Company

**SCHEDULE Y**

**PART 2 - SUMMARY OF INSURER'S TRANSACTIONS WITH ANY AFFILIATES**

1	2	3	4	5	6	7	8	9	10	11	12	13
NAIC Company Code	ID Number	Names of Insurers and Parent, Subsidiaries or Affiliates	Shareholder Dividends	Capital Contributions	Purchases, Sales or Exchanges of Loans, Securities, Real Estate, Mortgage Loans or Other Investments	Income/ (Disbursements) Incurred in Connection with Guarantees or Undertakings for the Benefit of any Affiliate(s)	Management Agreements and Service Contracts	Income/ (Disbursements) Incurred Under Reinsurance Agreements	*	Any Other Material Activity Not in the Ordinary Course of the Insurer's Business	Totals	Reinsurance Recoverable/ (Payable) on Losses and/or Reserve Credit Taken/(Liability)
95358	37-1216698	HMO Missouri, Inc.	(10,000,000)				(4,816,223)				(14,816,223)	
	82-3062245	IngenioRX, Inc.					(429,577,104)				(429,577,104)	
	98-1397080	Legato Health Technologies LLP					338,408,617				338,408,617	
	98-1490582	Legato Health Technologies Philippines, Inc.					112,040,257				112,040,257	
	04-3307857	Massachusetts Behavioral Health Partnership (G0584)					(52,618,522)				(52,618,522)	
95527	02-0494919	Matthew Thornton Health Plan, Inc.	(60,000,000)				(75,367,061)				(135,367,061)	
	39-2013971	Meridian Resource Company, LLC	(21,000,000)				(36,445,676)				(57,445,676)	
12913	20-5862801	Missouri Care, Incorporated					(101,556,195)	(260,671)			(101,816,866)	
11157	66-0588600	MMM Healthcare, LLC					(208,440,737)				(208,440,737)	
	66-0649625	MMM Holdings, LLC		(16,200,000)			148,427,447				132,227,447	
12534	66-0653763	MMM Multi Health, LLC		16,200,000			(31,191,383)				(14,991,383)	
	66-0719637	MISO of Puerto Rico, LLC					72,672,064				72,672,064	
12259	20-1336412	Optimum Healthcare, Inc.	(41,600,000)				(71,358,555)				(112,958,555)	
	27-2810478	Pasteur Medical Management, LLC					140,446,700				140,446,700	
	66-0867882	PHM Multisalud, LLC					15,181,922				15,181,922	
11011	84-0747736	Rocky Mountain Hospital and Medical Service, Inc.	(88,700,000)				(253,196,333)	(8,702,865)			(350,599,198)	(9,011,241)
13726	27-0945036	Simply Healthcare Plans, Inc.					(355,689,583)				(355,689,583)	
	45-5443372	The Anthem Companies of California, Inc.					140,653,163				140,653,163	
	35-1835818	The Anthem Companies, Inc.					7,529,446,591				7,529,446,591	
11810	84-1620480	UNICARE Health Plan of West Virginia, Inc.	(11,900,000)				(74,734,213)				(86,634,213)	
80314	52-0913817	UNICARE Life & Health Insurance Company	(46,000,000)				(76,566,377)	(303,699)			(122,870,076)	165,372,488
	45-4238555	ValueOptions Federal Services, Inc.					(55,690,519)				(55,690,519)	
15448	46-2053405	ValueOptions of New Jersey, Inc.					97,424				97,424	
95799	75-2749263	ValueOptions of Texas, Inc.					(21,549)				(21,549)	
	66-0865037	Vita Care, LLC					6,096,740				6,096,740	
	20-0660563	WellMax Health Medical Centers, LLC					92,228,416				92,228,416	
	45-2736438	WellPoint Information Technology Services, Inc.		200,000,000			410,152,280				610,152,280	
	36-4595641	WellPoint Insurance Services, Inc.					(1,057,357)	117,273,755			116,216,398	(244,581,012)
15929	47-5569628	Wisconsin Collaborative Insurance Company					(19,135,771)				(19,135,771)	
9999999	Control Totals		0	0	0	0	0	0	XXX	0	0	0

42.2

ANNUAL STATEMENT FOR THE YEAR 2021 OF THE Community Insurance Company

**SCHEDULE Y**

**PART 3 - ULTIMATE CONTROLLING PARTY AND LISTING OF OTHER U.S. INSURANCE GROUPS OR ENTITIES UNDER THAT ULTIMATE CONTROLLING PARTY'S CONTROL**

1	2	3	4	5	6	7	8
Insurers in Holding Company	Owners with Greater Than 10% Ownership	Ownership Percentage Column 2 of Column 1	Granted Disclaimer of Control Affiliation of Column 2 Over Column 1 (Yes/No)	Ultimate Controlling Party	U.S. Insurance Groups or Entities Controlled by Column 5	Ownership Percentage (Column 5 of Column 6)	Granted Disclaimer of Control Affiliation of Column 5 Over Column 6 (Yes/No)
America's 1st Choice of South Carolina, Inc. ....	ATH Holding Company, LLC .....	100.000	NO	Anthem, Inc. ....	See Anthem, Inc. ownership listing in footnote .....	100.000	NO
AMERIGROUP Community Care of New Mexico, Inc. ....	AMERIGROUP Corporation .....	100.000	NO	Anthem, Inc. ....	See Anthem, Inc. ownership listing in footnote .....	100.000	NO
Amerigroup District of Columbia, Inc. ....	Anthem Partnership Holding Company, LLC .....	100.000	NO	Anthem, Inc. ....	See Anthem, Inc. ownership listing in footnote .....	100.000	NO
Amerigroup Insurance Company .....	AMERIGROUP Corporation .....	100.000	NO	Anthem, Inc. ....	See Anthem, Inc. ownership listing in footnote .....	100.000	NO
AMERIGROUP Iowa, Inc. ....	AMERIGROUP Corporation .....	100.000	NO	Anthem, Inc. ....	See Anthem, Inc. ownership listing in footnote .....	100.000	NO
AMERIGROUP Maryland, Inc. ....	AMERIGROUP Corporation .....	100.000	NO	Anthem, Inc. ....	See Anthem, Inc. ownership listing in footnote .....	100.000	NO
Amerigroup Mississippi, Inc. ....	Anthem Partnership Holding Company, LLC .....	100.000	NO	Anthem, Inc. ....	See Anthem, Inc. ownership listing in footnote .....	100.000	NO
AMERIGROUP New Jersey, Inc. ....	AMERIGROUP Corporation .....	100.000	NO	Anthem, Inc. ....	See Anthem, Inc. ownership listing in footnote .....	100.000	NO
AMERIGROUP Ohio, Inc. ....	AMERIGROUP Corporation .....	100.000	NO	Anthem, Inc. ....	See Anthem, Inc. ownership listing in footnote .....	100.000	NO
AMERIGROUP Oklahoma, Inc. ....	AMERIGROUP Corporation .....	100.000	NO	Anthem, Inc. ....	See Anthem, Inc. ownership listing in footnote .....	100.000	NO
Amerigroup Pennsylvania, Inc. ....	AMERIGROUP Corporation .....	100.000	NO	Anthem, Inc. ....	See Anthem, Inc. ownership listing in footnote .....	100.000	NO
AMERIGROUP Tennessee, Inc. ....	AMERIGROUP Corporation .....	100.000	NO	Anthem, Inc. ....	See Anthem, Inc. ownership listing in footnote .....	100.000	NO
AMERIGROUP Texas, Inc. ....	AMERIGROUP Corporation .....	100.000	NO	Anthem, Inc. ....	See Anthem, Inc. ownership listing in footnote .....	100.000	NO
AMERIGROUP Washington, Inc. ....	AMERIGROUP Corporation .....	100.000	NO	Anthem, Inc. ....	See Anthem, Inc. ownership listing in footnote .....	100.000	NO
AMGP Georgia Managed Care Company, Inc. ....	AMERIGROUP Corporation .....	100.000	NO	Anthem, Inc. ....	See Anthem, Inc. ownership listing in footnote .....	100.000	NO
AMH Health, LLC .....	Anthem Partnership Holding Company, LLC .....	50.000	NO	Anthem, Inc. ....	See Anthem, Inc. ownership listing in footnote .....	100.000	NO
AMH Health, LLC .....	MaineHealth .....	50.000	NO	Not Affiliated with Anthem, Inc. ....	Not Affiliated with Anthem, Inc. ....	100.000	NO
AMH Health Plans of Maine, Inc. ....	AMH Health, LLC .....	100.000	NO	Anthem, Inc. ....	See Anthem, Inc. ownership listing in footnote .....	100.000	NO
Anthem Blue Cross Life and Health Insurance Company	WellPoint California Services, Inc. ....	100.000	NO	Anthem, Inc. ....	See Anthem, Inc. ownership listing in footnote .....	100.000	NO
Anthem Health Plans of Kentucky, Inc. ....	ATH Holding Company, LLC .....	100.000	NO	Anthem, Inc. ....	See Anthem, Inc. ownership listing in footnote .....	100.000	NO
Anthem Health Plans of Maine, Inc. ....	ATH Holding Company, LLC .....	100.000	NO	Anthem, Inc. ....	See Anthem, Inc. ownership listing in footnote .....	100.000	NO
Anthem Health Plans of New Hampshire, Inc. ....	ATH Holding Company, LLC .....	100.000	NO	Anthem, Inc. ....	See Anthem, Inc. ownership listing in footnote .....	100.000	NO
Anthem Health Plans of Virginia, Inc. ....	Anthem Southeast, Inc. ....	100.000	NO	Anthem, Inc. ....	See Anthem, Inc. ownership listing in footnote .....	100.000	NO
Anthem Health Plans, Inc. ....	ATH Holding Company, LLC .....	100.000	NO	Anthem, Inc. ....	See Anthem, Inc. ownership listing in footnote .....	100.000	NO
Anthem Insurance Companies, Inc. ....	Anthem, Inc. ....	100.000	NO	Anthem, Inc. ....	See Anthem, Inc. ownership listing in footnote .....	100.000	NO
Anthem Kentucky Managed Care Plan, Inc. ....	ATH Holding Company, LLC .....	100.000	NO	Anthem, Inc. ....	See Anthem, Inc. ownership listing in footnote .....	100.000	NO
Anthem Life & Disability Insurance Company .....	WellPoint Acquisition, LLC .....	100.000	NO	Anthem, Inc. ....	See Anthem, Inc. ownership listing in footnote .....	100.000	NO
Anthem Life Insurance Company .....	Rocky Mountain Hospital and Medical Service, Inc. ....	100.000	NO	Anthem, Inc. ....	See Anthem, Inc. ownership listing in footnote .....	100.000	NO
APC Passe .....	Anthem Partnership Holding Company, LLC .....	49.000	NO	Anthem, Inc. ....	See Anthem, Inc. ownership listing in footnote .....	100.000	NO
APC Passe .....	Arkansas Provider Coalition, LLC .....	51.000	NO	Not Affiliated with Anthem, Inc. ....	Not Affiliated with Anthem, Inc. ....	100.000	NO
Beacon Health Options of Pennsylvania, Inc. ....	Beacon Health Options, Inc. ....	100.000	NO	Anthem, Inc. ....	See Anthem, Inc. ownership listing in footnote .....	100.000	NO
Blue Cross Blue Shield Healthcare Plan of Georgia, Inc. ....	Cerulean Companies, Inc. ....	100.000	NO	Anthem, Inc. ....	See Anthem, Inc. ownership listing in footnote .....	100.000	NO
Blue Cross Blue Shield of Wisconsin	Crossroads Acquisition Corp. ....	100.000	NO	Anthem, Inc. ....	See Anthem, Inc. ownership listing in footnote .....	100.000	NO
CareMore Health Plan of Arizona, Inc. ....	CareMore Health System .....	100.000	NO	Anthem, Inc. ....	See Anthem, Inc. ownership listing in footnote .....	100.000	NO
CareMore Health Plan of Nevada	CareMore Health System .....	100.000	NO	Anthem, Inc. ....	See Anthem, Inc. ownership listing in footnote .....	100.000	NO
CCHA, LLC .....	Anthem Partnership Holding Company, LLC .....	50.000	NO	Anthem, Inc. ....	See Anthem, Inc. ownership listing in footnote .....	100.000	NO
CCHA, LLC .....	Colorado Community Health Alliance, LLC .....	50.000	NO	Not Affiliated with Anthem, Inc. ....	Not Affiliated with Anthem, Inc. ....	100.000	NO
Community Care Health Plan of Kansas, Inc. ....	Anthem Partnership Holding Company, LLC .....	90.000	NO	Anthem, Inc. ....	See Anthem, Inc. ownership listing in footnote .....	100.000	NO
Community Care Health Plan of Louisiana, Inc. ....	Anthem Partnership Holding Company, LLC .....	75.000	NO	Anthem, Inc. ....	See Anthem, Inc. ownership listing in footnote .....	100.000	NO
Community Care Health Plan of Louisiana, Inc. ....	Louisiana Health Service & Indemnity Company .....	25.000	NO	Not Affiliated with Anthem, Inc. ....	Not Affiliated with Anthem, Inc. ....	100.000	NO
Community Care Health Plan of Nebraska, Inc. ....	Anthem Partnership Holding Company, LLC .....	95.000	NO	Anthem, Inc. ....	See Anthem, Inc. ownership listing in footnote .....	100.000	NO
Community Care Health Plan of Nevada, Inc. ....	AMERIGROUP Corporation .....	100.000	NO	Anthem, Inc. ....	See Anthem, Inc. ownership listing in footnote .....	100.000	NO
Community Insurance Company	ATH Holding Company, LLC .....	100.000	NO	Anthem, Inc. ....	See Anthem, Inc. ownership listing in footnote .....	100.000	NO

ANNUAL STATEMENT FOR THE YEAR 2021 OF THE Community Insurance Company

**SCHEDULE Y**

**PART 3 - ULTIMATE CONTROLLING PARTY AND LISTING OF OTHER U.S. INSURANCE GROUPS OR ENTITIES UNDER THAT ULTIMATE CONTROLLING PARTY'S CONTROL**

1	2	3	4	5	6	7	8
Insurers in Holding Company	Owners with Greater Than 10% Ownership	Ownership Percentage Column 2 of Column 1	Granted Disclaimer of Control Affiliation of Column 2 Over Column 1 (Yes/No)	Ultimate Controlling Party	U.S. Insurance Groups or Entities Controlled by Column 5	Ownership Percentage (Column 5 of Column 6)	Granted Disclaimer of Control Affiliation of Column 5 Over Column 6 (Yes/No)
Compcare Health Services Insurance Corporation	Blue Cross Blue Shield of Wisconsin	100.000	NO	Anthem, Inc.	See Anthem, Inc. ownership listing in footnote	100.000	NO
Empire HealthChoice Assurance, Inc.	WellPoint Holding Corp	100.000	NO	Anthem, Inc.	See Anthem, Inc. ownership listing in footnote	100.000	NO
Empire HealthChoice HMO, Inc.	Empire HealthChoice Assurance, Inc.	100.000	NO	Anthem, Inc.	See Anthem, Inc. ownership listing in footnote	100.000	NO
Empower Healthcare Solutions, LLC	Beacon Health Options, Inc.	16.670	NO	Anthem, Inc.	See Anthem, Inc. ownership listing in footnote	100.000	NO
Empower Healthcare Solutions, LLC	Arkansas Community Health Network, LLC	16.670	NO	Not Affiliated with Anthem, Inc.	Not Affiliated with Anthem, Inc.	100.000	NO
Empower Healthcare Solutions, LLC	Preferred Family Healthcare, Inc.	16.670	NO	Not Affiliated with Anthem, Inc.	Not Affiliated with Anthem, Inc.	100.000	NO
Empower Healthcare Solutions, LLC	Woodruff Health Group, LLC	16.670	NO	Not Affiliated with Anthem, Inc.	Not Affiliated with Anthem, Inc.	100.000	NO
Empower Healthcare Solutions, LLC	Independent Case Management, Inc.	16.670	NO	Not Affiliated with Anthem, Inc.	Not Affiliated with Anthem, Inc.	100.000	NO
Empower Healthcare Solutions, LLC	Arkansas Healthcare Alliance, LLC	16.670	NO	Not Affiliated with Anthem, Inc.	Not Affiliated with Anthem, Inc.	100.000	NO
Freedom Health, Inc.	AMERIGROUP Corporation	100.000	NO	Anthem, Inc.	See Anthem, Inc. ownership listing in footnote	100.000	NO
Greater Georgia Life Insurance Company	Blue Cross Blue Shield Healthcare Plan of Georgia, Inc.	100.000	NO	Anthem, Inc.	See Anthem, Inc. ownership listing in footnote	100.000	NO
Group Retiree Health Solutions, Inc.	GR Health Solutions LLC	100.000	NO	Anthem, Inc.	See Anthem, Inc. ownership listing in footnote	50.000	NO
Group Retiree Health Solutions, Inc.	GR Health Solutions LLC	100.000	NO	Independence Blue Cross, LLC	Not affiliated with Anthem, Inc.	50.000	NO
Health Colorado, Inc.	Beacon Health Options, Inc.	16.670	NO	Anthem, Inc.	See Anthem, Inc. ownership listing in footnote	100.000	NO
Health Colorado, Inc.	Valley-Wide Health Systems, Inc.	16.670	NO	Not Affiliated with Anthem, Inc.	Not Affiliated with Anthem, Inc.	100.000	NO
Health Colorado, Inc.	Health Solutions	16.670	NO	Not Affiliated with Anthem, Inc.	Not Affiliated with Anthem, Inc.	100.000	NO
Health Colorado, Inc.	San Luis Valley Behavioral Health Group	16.670	NO	Not Affiliated with Anthem, Inc.	Not Affiliated with Anthem, Inc.	100.000	NO
Health Colorado, Inc.	Solvista Health	16.670	NO	Not Affiliated with Anthem, Inc.	Not Affiliated with Anthem, Inc.	100.000	NO
Health Colorado, Inc.	Southeast Health Group	16.670	NO	Not Affiliated with Anthem, Inc.	Not Affiliated with Anthem, Inc.	100.000	NO
HealthKeepers, Inc.	Anthem Southeast, Inc.	92.510	NO	Anthem, Inc.	See Anthem, Inc. ownership listing in footnote	100.000	NO
HealthLink HMO, Inc.	HealthLink, Inc.	100.000	NO	Anthem, Inc.	See Anthem, Inc. ownership listing in footnote	100.000	NO
HealthPlus HP, LLC	AMERIGROUP Corporation	100.000	NO	Anthem, Inc.	See Anthem, Inc. ownership listing in footnote	100.000	NO
HealthSun Health Plans, Inc.	AMERIGROUP Corporation	100.000	NO	Anthem, Inc.	See Anthem, Inc. ownership listing in footnote	100.000	NO
Healthy Alliance Life Insurance Company	RightCHOICE Managed Care, Inc.	100.000	NO	Anthem, Inc.	See Anthem, Inc. ownership listing in footnote	100.000	NO
HMO Colorado, Inc.	Rocky Mountain Hospital and Medical Service, Inc.	100.000	NO	Anthem, Inc.	See Anthem, Inc. ownership listing in footnote	100.000	NO
HMO Missouri, Inc.	RightCHOICE Managed Care, Inc.	100.000	NO	Anthem, Inc.	See Anthem, Inc. ownership listing in footnote	100.000	NO
Matthew Thornton Health Plan, Inc.	Anthem Health Plans of New Hampshire, Inc.	100.000	NO	Anthem, Inc.	See Anthem, Inc. ownership listing in footnote	100.000	NO
Missouri Care, Incorporated	ATH Holding Company, LLC	100.000	NO	Anthem, Inc.	See Anthem, Inc. ownership listing in footnote	100.000	NO
MMM Healthcare, LLC	MMM Holdings, LLC	100.000	NO	Anthem, Inc.	See Anthem, Inc. ownership listing in footnote	100.000	NO
MMM Multi Health, LLC	MMM Holdings, LLC	100.000	NO	Anthem, Inc.	See Anthem, Inc. ownership listing in footnote	100.000	NO
Optimum Healthcare, Inc.	AMERIGROUP Corporation	100.000	NO	Anthem, Inc.	See Anthem, Inc. ownership listing in footnote	100.000	NO
PMC Medicare Choice, LLC	MMM Holdings, LLC	100.000	NO	Anthem, Inc.	See Anthem, Inc. ownership listing in footnote	100.000	NO
Rocky Mountain Hospital and Medical Service, Inc.	ATH Holding Company, LLC	100.000	NO	Anthem, Inc.	See Anthem, Inc. ownership listing in footnote	100.000	NO
Simply Healthcare Plans, Inc.	AMERIGROUP Corporation	100.000	NO	Anthem, Inc.	See Anthem, Inc. ownership listing in footnote	100.000	NO
UNICARE Health Plan of West Virginia, Inc.	UNICARE National Services, Inc.	100.000	NO	Anthem, Inc.	See Anthem, Inc. ownership listing in footnote	100.000	NO
UNICARE Life & Health Insurance Company	UNICARE National Services, Inc.	100.000	NO	Anthem, Inc.	See Anthem, Inc. ownership listing in footnote	100.000	NO
ValueOptions of New Jersey, Inc.	Beacon Health Options, Inc.	100.000	NO	Anthem, Inc.	See Anthem, Inc. ownership listing in footnote	100.000	NO
ValueOptions of Texas, Inc.	Beacon Health Options, Inc.	100.000	NO	Anthem, Inc.	See Anthem, Inc. ownership listing in footnote	100.000	NO
Wisconsin Collaborative Insurance Company	Crossroads Acquisition Corp.	55.000	NO	Anthem, Inc.	See Anthem, Inc. ownership listing in footnote	100.000	NO
Wisconsin Collaborative Insurance Company	Aurora Health, Inc.	45.000	NO	Not Affiliated with Anthem, Inc.	Not Affiliated with Anthem, Inc.	100.000	NO

**Column 5, 6, and 7 indicating "Not affiliated with Anthem:"** for rows above whereby the Anthem insurer is partially owned by Anthem and partially owned by a non-affiliate of Anthem, Anthem doesn't report the "entities controlled by the non-affiliate" data if the ultimate controlling company is outside of Anthem's ownership. Nor does Anthem track what ownership percentage the non-affiliated controlling entities own of companies within their holding company structures. Therefore, we've reported as such.

Entities controlled by Anthem, Inc. are as follows: America's 1st Choice of South Carolina, Inc., AMERIGROUP Community Care of New Mexico, Inc., Amerigroup District of Columbia, Inc., Amerigroup Insurance Company, AMERIGROUP Iowa, Inc., AMERIGROUP Maryland, Inc., Amerigroup Mississippi, Inc., AMERIGROUP New Jersey, Inc., AMERIGROUP Ohio, Inc., AMERIGROUP Oklahoma, Inc., Amerigroup Pennsylvania, Inc., AMERIGROUP Tennessee, Inc., AMERIGROUP Texas, Inc., AMERIGROUP Washington, Inc., AMGP Georgia Managed Care Company, Inc., AMH Health, LLC, AMH Health Plans of Maine, Inc., Anthem Blue Cross Life and Health Insurance Company, Anthem Health Plans of Kentucky, Inc., Anthem Health Plans of Maine, Inc., Anthem Health Plans of New Hampshire, Inc., Anthem Health Plans of Virginia, Inc., Anthem Health Plans, Inc., Anthem Insurance Companies, Inc., Anthem Kentucky Managed Care Plan, Inc., Anthem Life & Disability Insurance Company, Anthem Life Insurance Company, Beacon Health Options of Pennsylvania, Inc., Blue Cross Blue Shield Healthcare Plan of Georgia, Inc., Blue Cross Blue Shield of Wisconsin, CareMore Health Plan of Arizona, Inc., CareMore Health Plan of Nevada, CCHA, LLC, Community Care Health Plan of Kansas, Inc., Community Care Health Plan of Louisiana, Inc., Community Care Health Plan of Nebraska, Inc., Community Care Health Plan of Nevada, Inc., Community Insurance Company, CompCare Health Services Insurance Corporation, Empire HealthChoice Assurance, Inc., Empire HealthChoice HMO, Inc., Empower Healthcare Solutions, LLC, Freedom Health, Inc., Greater Georgia Life Insurance Company, Group Retiree Health Solutions, Inc., HealthKeepers, Inc., HealthLink HMO, Inc., HealthSun Health Plans, Inc., Healthy Alliance Life Insurance Company, HMO Colorado, Inc., HMO Missouri, Inc., Matthew Thornton Health Plan, Inc., Missouri Care, Incorporated, MMM Healthcare, LLC, MMM Multi Health, LLC, Optimum Healthcare, Inc., PMC Medicare Choice, LLC, Rocky Mountain Hospital and Medical Service, Inc., Simply Healthcare Plans, Inc., UNICARE Health Plan of West Virginia, Inc., UNICARE Life & Health Insurance Company, ValueOptions of New Jersey, Inc., ValueOptions of Texas, Inc., and Wisconsin Collaborative Insurance Company.

ANNUAL STATEMENT FOR THE YEAR 2021 OF THE Community Insurance Company  
**SUPPLEMENTAL EXHIBITS AND SCHEDULES INTERROGATORIES**





The following supplemental reports are required to be filed as part of your statement filing unless specifically waived by the domiciliary state. However, in the event that your domiciliary state waives the filing requirement, your response of WAIVED to the specific interrogatory will be accepted in lieu of filing a "NONE" report and a bar code will be printed below. If the supplement is required of your company but is not being filed for whatever reason enter SEE EXPLANATION and provide an explanation following the interrogatory questions.

	Responses
<b>MARCH FILING</b>	
1. Will the Supplemental Compensation Exhibit be filed with the state of domicile by March 1? .....	YES
2. Will an actuarial opinion be filed by March 1? .....	YES
3. Will the confidential Risk-based Capital Report be filed with the NAIC by March 1?.....	YES
4. Will the confidential Risk-based Capital Report be filed with the state of domicile, if required, by March 1?.....	YES
<b>APRIL FILING</b>	
5. Will Management's Discussion and Analysis be filed by April 1? .....	YES
6. Will the Supplemental Investment Risks Interrogatories be filed by April 1? .....	YES
7. Will the Accident and Health Policy Experience Exhibit be filed by April 1? .....	YES
<b>JUNE FILING</b>	
8. Will an audited financial report be filed by June 1? .....	YES
9. Will Accountant's Letter of Qualifications be filed with the state of domicile and electronically with the NAIC by June 1? .....	YES

The following supplemental reports are required to be filed as part of your annual statement filing **if your company is engaged in the type of business covered by the supplement. However, in the event that your company does not transact the type of business for which the special report must be filed, your response of NO to the specific interrogatory will be accepted in lieu of filing a "NONE" report and a bar code will be printed below.** If the supplement is required of your company but is not being filed for whatever reason enter SEE EXPLANATION and provide an explanation following the interrogatory questions.

<b>MARCH FILING</b>	
10. Will the Medicare Supplement Insurance Experience Exhibit be filed with the state of domicile and the NAIC by March 1? .....	YES
11. Will the Supplemental Life data due March 1 be filed with the state of domicile and the NAIC? .....	NO
12. Will Schedule SIS (Stockholder Information Supplement) be filed with the state of domicile by March 1?.....	NO
13. Will the actuarial opinion on participating and non-participating policies as required in Interrogatories 1 and 2 on Exhibit 5 to Life Supplement be filed with the state of domicile and electronically with the NAIC by March 1?.....	NO
14. Will the actuarial opinion on non-guaranteed elements as required in Interrogatory 3 to Exhibit 5 to Life Supplement be filed with the state of domicile and electronically with the NAIC by March 1?.....	NO
15. Will the Medicare Part D Coverage Supplement be filed with the state of domicile and the NAIC by March 1?.....	NO
16. Will an approval from the reporting entity's state of domicile for relief related to the five-year rotation requirement for lead audit partner be filed electronically with the NAIC by March 1? .....	NO
17. Will an approval from the reporting entity's state of domicile for relief related to the one-year cooling off period for independent CPA be filed electronically with the NAIC by March 1? .....	NO
18. Will an approval from the reporting entity's state of domicile for relief related to the Requirements for Audit Committees be filed electronically with the NAIC by March 1? .....	NO
<b>APRIL FILING</b>	
19. Will the Long-Term Care Experience Reporting Forms be filed with the state of domicile and the NAIC by April 1? .....	NO
20. Will the Supplemental Life data due April 1 be filed with the state of domicile and the NAIC? .....	NO
21. Will the Supplemental Health Care Exhibit (Parts 1, 2 and 3) be filed with the state of domicile and the NAIC by April 1? .....	YES
22. Will the regulator only (non-public) Supplemental Health Care Exhibit's Expense Allocation Report be filed with the state of domicile and the NAIC by April 1? .....	YES
23. Will the Life, Health & Annuity Guaranty Association Assessable Premium Exhibit - Parts 1 and 2 be filed with the state of domicile and the NAIC by April 1? .....	YES

<b>AUGUST FILING</b>	
24. Will Management's Report of Internal Control Over Financial Reporting be filed with the state of domicile by August 1? .....	YES
Explanations:	
11.	
12.	
13.	
14.	
15.	
16.	
17.	
18.	
19.	
20.	

Bar Codes:	
11. Life Supplement [Document Identifier 205]	
12. SIS Stockholder Information Supplement [Document Identifier 420]	
13. Participating Opinion for Exhibit 5 [Document Identifier 371]	
14. Non-Guaranteed Opinion for Exhibit 5 [Document Identifier 370]	
15. Medicare Part D Coverage Supplement [Document Identifier 365]	
16. Relief from the five-year rotation requirement for lead audit partner [Document Identifier 224]	
17. Relief from the one-year cooling off period for independent CPA [Document Identifier 225]	
18. Relief from the Requirements for Audit Committees [Document Identifier 226]	
19. Long-Term Care Experience Reporting Forms [Document Identifier 306]	
20. Life Supplement [Document Identifier 211]	



SUPPLEMENT FOR THE YEAR 2021 OF THE Community Insurance Company  
**MEDICARE SUPPLEMENT INSURANCE EXPERIENCE EXHIBIT**

For The Year Ended December 31, 2021  
 (To Be Filed by March 1)

FOR THE STATE OF Indiana.....  
 NAIC Group Code 0671..... NAIC Company Code 10345.....  
 ADDRESS (City, State and Zip Code) Mason, OH 45040-9498.....  
 Person Completing This Exhibit Craig Schadt.....  
 Title Actuarial Business Consultant..... Telephone Number 502-974-7104.....

1 Compliance with OBRA	2 Policy Form Number	3 Standardized Medicare Supplement Benefit Plan	4 Medicare Select	5 Plan Characteristics	6 Date Approved	7 Date Approval Withdrawn	8 Date Last Amended	9 Date Closed	10 Policy Marketing Trade Name	Policies Issued Through 2018				Policies Issued in 2019; 2020; 2021			
										11 Premiums Earned	12 Incurred Claims		14 Number of Covered Lives	15 Premiums Earned	16 Incurred Claims		18 Number of Covered Lives
											12 Amount	13 Percent of Premiums Earned			16 Amount	17 Percent of Premiums Earned	
YES	APLANAM(17)-IN-T	A	NO	0034060	02/12/2018				Modernized Plan A	0	0	0.0	0	0	0	0.0	0
YES	APLANFM(17)-IN-T	F	NO	0034000	02/12/2018				Modernized Plan F	1,202,528	797,050	66.3	464	3,844,375	2,556,141	66.5	1,552
0199999. Total Experience on Individual Policies										1,202,528	797,050	66.3	464	3,844,375	2,556,141	66.5	1,552

GENERAL INTERROGATORIES

1. If response in Column 1 is no, give full and complete details
2. Claims address and contact person provided to the Secretary of Health and Human Services as required by 42 U.S.C. 1395ss(c)(3)(E) for this state.  
 2.1 Address: 4241 Irwin Simpson road Mason, OH 45040  
 2.2 Contact Person and Phone Number: Tina Seger 513-336-3396
3. Billing address and contact person for user fees established under 41 U.S.C. 1395u(h)(3)(B).  
 3.1 Address: 13550 Triton Park Blvd Louisville, KY 40223  
 3.2 Contact Person and Phone Number: Suzanne Durham 502-889-3456
4. Explain any policies identified above as policy type "O".



SUPPLEMENT FOR THE YEAR 2021 OF THE Community Insurance Company  
**MEDICARE SUPPLEMENT INSURANCE EXPERIENCE EXHIBIT**

For The Year Ended December 31, 2021  
 (To Be Filed by March 1)

FOR THE STATE OF Ohio.....  
 NAIC Group Code 0671..... NAIC Company Code 10345.....  
 ADDRESS (City, State and Zip Code) Mason, OH 45040-9498.....  
 Person Completing This Exhibit Sean Donohoe.....  
 Title Associate Actuary..... Telephone Number 805-557-4153.....

1 Compliance with OBRA	2 Policy Form Number	3 Standardized Medicare Supplement Benefit Plan	4 Medicare Select	5 Plan Characteristics	6 Date Approved	7 Date Approval Withdrawn	8 Date Last Amended	9 Date Closed	10 Policy Marketing Trade Name	Policies Issued Through 2018				Policies Issued in 2019; 2020; 2021			
										11 Premiums Earned	12 Incurred Claims		14 Number of Covered Lives	15 Premiums Earned	16 Incurred Claims		18 Number of Covered Lives
											12 Amount	13 Percent of Premiums Earned			16 Amount	17 Percent of Premiums Earned	
YES	PD003	P	NO	0200560	10/29/1991			01/01/1992	Medicomp 2	599,392	408,797	68.2	139	0	0	0.0	0
YES	PD009	P	NO	0204060	07/18/1990			01/01/1992	Mediplus Standard	3,083	483	15.7	1	0	0	0.0	0
YES	PD010	P	NO	0200560	10/29/1991			01/01/1992	Medicomp 1	12,113	15,825	130.6	7	0	0	0.0	0
YES	PD011	A	NO	0204060	03/10/1992			06/01/2010	Medicomp A	92,612	30,508	32.9	9	0	0	0.0	0
YES	PD014	D	NO	0204000	03/10/1992			06/01/2010	Medicomp D	134,405	106,551	79.3	24	0	0	0.0	0
YES	PD021	P	NO	0200560	01/21/1992			01/01/1992	Medicomp 3	40,960	38,257	93.4	5	0	0	0.0	0
YES	PD027	A	NO	0034000	08/31/1994			06/01/2010	Insurance for One, Medicare Supplement Plan A - Attained Age	66,096	42,766	64.7	25	0	0	0.0	0
YES	PD028	C	NO	0034000	08/31/1994			06/01/2010	Insurance for One, Medicare Supplement Plan C - Attained Age	7,035,434	4,452,288	63.3	1,714	0	0	0.0	0
YES	PD029	F	NO	0034000	08/31/1994			06/01/2010	Insurance for One, Medicare Supplement Plan F - Attained Age	5,541,267	3,074,623	55.5	1,330	0	0	0.0	0
YES	PD030	I	NO	0034000	08/31/1994			01/01/2006	Insurance for One, Medicare Supplement Plan I - Attained Age	348,117	162,575	46.7	72	0	0	0.0	0
YES	PD031	B	NO	0034000	10/11/1994			06/01/2010	Insurance for One, Medicare Supplement Plan B - Attained Age	108,521	36,280	33.4	30	0	0	0.0	0
YES	PD032	D	NO	0034000	10/11/1994			06/01/2010	Insurance for One, Medicare Supplement Plan D - Attained Age	103,090	116,180	112.7	46	0	0	0.0	0
YES	PD033	E	NO	0034000	10/11/1994			06/01/2010	Insurance for One, Medicare Supplement Plan E - Attained Age	22,479	15,479	68.9	5	0	0	0.0	0
YES	PD034	G	NO	0034000	10/11/1994			06/01/2010	Insurance for One, Medicare Supplement Plan G - Attained Age	268,342	178,079	66.4	72	0	0	0.0	0
YES	PD035	H	NO	0034000	10/11/1994			01/01/2006	Insurance for One, Medicare Supplement Plan H - Attained Age	128,084	93,486	73.0	27	0	0	0.0	0
YES	CG008	P	NO	0200560	10/29/1991			01/01/1992	Health Maintenance Plan (Medicare Supplement product)	0	0	0.0	0	0	0	0.0	0
YES	WPPLANAM(09)-OH	A	NO	0034060	06/01/2010				Modernized MedSupp Plan A	84,805	63,083	74.4	32	45,625	33,468	73.4	16
YES	WPPLANFM(09)-OH	F	NO	0034000	06/01/2010				Modernized MedSupp Plan F	35,323,212	23,056,191	65.3	11,816	9,536,633	6,246,592	65.5	2,011
YES	WPPLANGM(09)-OH	G	NO	0034000	06/01/2010				Modernized MedSupp Plan G	1,568,618	963,441	61.4	1,220	23,799,686	20,737,466	87.1	18,216
YES	WPPLANHF(09)-OH	F	NO	0034000	06/01/2010				Modernized MedSupp Plan High F	663,115	346,693	52.3	412	231,634	120,853	52.2	327

360.OH



SUPPLEMENT FOR THE YEAR 2021 OF THE Community Insurance Company  
**MEDICARE SUPPLEMENT INSURANCE EXPERIENCE EXHIBIT**

For The Year Ended December 31, 2021  
 (To Be Filed by March 1)

FOR THE STATE OF Ohio.....  
 NAIC Group Code 0671..... NAIC Company Code 10345.....  
 ADDRESS (City, State and Zip Code) Mason, OH 45040-9498.....  
 Person Completing This Exhibit Sean Donohoe.....  
 Title Associate Actuary..... Telephone Number 805-557-4153.....

1 Compliance with OBRA	2 Policy Form Number	3 Standardized Medicare Supplement Benefit Plan	4 Medicare Select	5 Plan Characteristics	6 Date Approved	7 Date Approval Withdrawn	8 Date Last Amended	9 Date Closed	10 Policy Marketing Trade Name	Policies Issued Through 2018				Policies Issued in 2019; 2020; 2021			
										11 Premiums Earned	12 Incurred Claims		14 Number of Covered Lives	15 Premiums Earned	17 Incurred Claims		18 Number of Covered Lives
											12 Amount	13 Percent of Premiums Earned			16 Amount	17 Percent of Premiums Earned	
YES	WPPLANM(09)-OH	N	NO	.0034000	.06/01/2010				Modernized MedSupp Plan N	5,918,936	4,067,565	68.7	3,364	2,973,854	2,168,745	72.9	869
YES	WPPLANFSelectM(11)-OH	F	YES	.0034000	.01/01/2012				Modernized Select MedSupp Plan F	3,568,123	2,172,301	60.9	969	373,584	220,833	59.1	237
YES	WPPLANHIFSelectM(11)-OH	F	YES	.0034000	.01/01/2012				Modernized Select MedSupp Plan High F	52,126	33,589	64.4	18	6,537	0	0.0	42
YES	WPPLANGSelectM(11)-OH	G	YES	.0034000	.01/01/2012				Modernized Select MedSupp Plan G	8,515,753	5,926,418	69.6	8,615	15,888,651	13,861,387	87.2	5,729
YES	WPPLANNSelectM(11)-OH	N	YES	.0034000	.01/01/2012				Modernized Select MedSupp Plan N	1,383,252	1,074,099	77.7	832	438,779	283,725	64.7	161
0199999. Total Experience on Individual Policies										71,581,935	46,475,557	64.9	30,784	53,294,983	43,673,069	81.9	27,608
YES	PD023	A	NO	.0030500	.06/14/1994			.06/01/2010	Insurance for One, Medicare Supplement Plan A	0	0	0.0	0	0	0	0.0	
YES	PD024	C	NO	.0030500	.06/14/1994			.06/01/2010	Insurance for One, Medicare Supplement Plan C	7,560	3,645	48.2	2	0	0	0.0	
YES	PD025	F	NO	.0030500	.06/14/1994			.06/01/2010	Insurance for One, Medicare Supplement Plan F	0	0	0.0	0	0	0	0.0	
YES	PD026	I	NO	.0030500	.06/14/1994			.01/01/2006	Insurance for One, Medicare Supplement Plan I	0	0	0.0	0	0	0	0.0	
YES	PD037	C	YES	.0234000	.07/26/1995			.06/01/2010	Insurance for One, Medicare Select Plan C	4,902,388	3,838,492	78.3	1,590	0	0	0.0	
YES	PD038	F	YES	.0234000	.07/26/1995			.06/01/2010	Insurance for One, Medicare Select Plan F	1,442,822	1,135,097	78.7	518	0	0	0.0	
YES	TA010	A	NO	.0234000	.09/09/1993			.06/01/2010	Insurance for One, Medicare Supplement Plan A	150,050	141,642	94.4	84	0	0	0.0	
YES	TA011	C	NO	.0234000	.09/09/1993			.06/01/2010	Insurance for One, Medicare Supplement Plan C	10,616,635	8,337,437	78.5	3,393	0	0	0.0	
YES	TA012	F	NO	.0234000	.09/09/1993			.06/01/2010	Insurance for One, Medicare Supplement Plan F	11,969,022	9,627,346	80.4	3,980	0	0	0.0	
YES	TA013	I	NO	.0234000	.09/09/1993			.01/01/2006	Insurance for One, Medicare Supplement Plan I	676,705	522,401	77.2	227	0	0	0.0	
0299999. Total Experience on Group Policies										29,765,182	23,606,060	79.3	9,794	0	0	0.0	0

360.OH.1



SUPPLEMENT FOR THE YEAR 2021 OF THE Community Insurance Company  
GENERAL INTERROGATORIES

1. If response in Column 1 is no, give full and complete details .....
2. Claims address and contact person provided to the Secretary of Health and Human Services as required by 42 U.S.C. 1395ss(c)(3)(E) for this state.  
2.1 Address: 4241 Irwin Simpson road Mason , OH 45040 .....
- 2.2 Contact Person and Phone Number: Tina Seger 513-336-3396 .....
3. Billing address and contact person for user fees established under 41 U.S.C. 1395u(h)(3)(B).  
3.1 Address: 13550 Triton Park Blvd Louisville , KY 40223 .....
- 3.2 Contact Person and Phone Number: Suzanne Durham 502-889-3456 .....
4. Explain any policies identified above as policy type "O". .....