



ANNUAL STATEMENT
FOR THE YEAR ENDED DECEMBER 31, 2021
OF THE CONDITION AND AFFAIRS OF THE
INTEGRITY SELECT INSURANCE COMPANY

NAIC Group Code 0267, 0267 NAIC Company Code 10288 Employer's ID Number 81-3455935
(Current) (Prior)

Organized under the Laws of OH State of Domicile or Port of Entry OH
Country of Domicile US
Incorporated/Organized 08/04/2016 Commenced Business 01/10/2017
Statutory Home Office 671 South High Street Columbus, OH, US 43206-1066
Main Administrative Office 671 South High Street Columbus, OH, US 43206-1066 614-445-2900 (Telephone)
Mail Address 671 South High Street Columbus, OH, US 43206-1066
Primary Location of Books and Records 671 South High Street Columbus, OH, US 43206-1066 614-445-2900 (Telephone)
Internet Website Address www.integrityinsurance.com
Statutory Statement Contact Jeffrey P. Siefker 614-593-4014 (Telephone)
siefkerj@grangeinsurance.com 877-730-5712 (E-Mail) (Fax)

OFFICERS

JILL ANN WAGNER, President LAVAWN DEE COLEMAN, Secretary
JEFFREY PAUL SIEFKER, Treasurer

OTHER

JOHN CHRISTOPHER MONTGOMERY, Assistant Treasurer BETH WILLIAMS MURPHY, Assistant Secretary

DIRECTORS OR TRUSTEES

JOHN AMMENDOLA JAMES MARTIN BENSON#
MARK LEWIS BOXER TERESA JEAN BROWN
MICHAEL DESMOND FRAIZER ROBERT ENLOW HOYT
MARY MARNETTE PERRY THOMAS SIMRALL STEWART
CHRISTIANNA WOOD KATHIE JANE ANDRADE
SUZAN BULYABA KEREERE

State of OH
County of Franklin SS

The officers of this reporting entity being duly sworn, each depose and say that they are the described officers of said reporting entity, and that on the reporting period stated above, all of the herein described assets were the absolute property of the said reporting entity, free and clear from any liens or claims thereon, except as herein stated, and that this statement, together with related exhibits, schedules and explanations therein contained, annexed or referred to, is a full and true statement of all the assets and liabilities and of the condition and affairs of the said reporting entity as of the reporting period stated above, and of its income and deductions therefrom for the period ended, and have been completed in accordance with the NAIC Annual Statement Instructions and Accounting Practices and Procedures manual except to the extent that: (1) state law may differ; or, (2) that state rules or regulations require differences in reporting not related to accounting practices and procedures, according to the best of their information, knowledge and belief, respectively. Furthermore, the scope of this attestation by the described officers also includes the related corresponding electronic filing with the NAIC, when required, that is an exact copy (except for formatting differences due to electronic filing) of the enclosed statement. The electronic filing may be requested by various regulators in lieu of or in addition to the enclosed statement.

X JILL ANN WAGNER President
X JEFFREY PAUL SIEFKER Treasurer
X LAVAWN DEE COLEMAN Secretary

Subscribed and sworn to before me
this 22nd day of February

- a. Is this an original filing? Yes
b. If no:
1. State the amendment number:
2. Date filed:
3. Number of pages attached:

X



EXHIBIT OF PREMIUMS AND LOSSES
BUSINESS IN THE STATE OF IOWA DURING THE YEAR 2021

NAIC Group Code: 0267

NAIC Company Code: 10288

Line of Business	Gross Premiums, Including Policy and Membership Fees, Less Return Premiums and Premiums on Policies not Taken		3 Dividends Paid or Credited to Policyholders on Direct Business	4 Direct Unearned Premium Reserves	5 Direct Losses Paid (deducting salvage)	6 Direct Losses Incurred	7 Direct Losses Unpaid	8 Direct Defense and Cost Containment Expense Paid	9 Direct Defense and Cost Containment Expense Incurred	10 Direct Defense and Cost Containment Expense Unpaid	11 Commissions and Brokerage Expenses	12 Taxes, Licenses and Fees
	1 Direct Premiums Written	2 Direct Premiums Earned										
1. Fire	3,492	3,027		1,932	-	(25)	416	-	9	12	656	55
2.1. Allied Lines	17,453	15,486		9,093	1,313,777	(1,085,369)	(22,400)	15,853	15,897	62	3,278	277
2.2. Multiple Peril Crop												
2.3. Federal Flood												
2.4. Private Crop												
2.5. Private Flood												
3. Farmowners Multiple Peril												
4. Homeowners Multiple Peril	1,424,833	1,045,568		782,788	1,179,348	1,086,592	422,721	14,060	13,227	8,930	199,930	22,586
5.1. Commercial Multiple Peril (Non-Liability Portion)	1,964,104	1,819,040		656,725	13,410,630	(9,778,478)	658,411	69,721	86,658	46,408	356,230	31,134
5.2. Commercial Multiple Peril (Liability Portion)	705,682	727,803		276,370	34,746	184,553	510,084	16,712	73,963	328,140	131,762	11,186
6. Mortgage Guaranty												
8. Ocean Marine												
9. Inland Marine	21,675	17,357		12,020	5,456	(2,502)	(200)	-	57	105	3,216	344
10. Financial Guaranty												
11. Medical Professional Liability												
12. Earthquake	5,273	3,954		2,792							875	84
13. Group Accident and Health (b)												
14. Credit A&H (Group and Individual)												
15.1. Collectively Renewable A&H (b)												
15.2. Non-Cancelable A&H (b)												
15.3. Guaranteed Renewable A&H (b)												
15.4. Non-Renewable for Stated Reasons Only (b)												
15.5. Other Accident Only												
15.6. Medicare Title XVIII Exempt from State Taxes or Fees												
15.7. All Other A&H (b)												
15.8. Federal Employees Health Benefits Plan Premium												
16. Workers' Compensation												
17.1. Other Liability—Occurrence	34,482	28,355		17,468		687	2,244		(109)		5,661	547
17.2. Other Liability—Claims-Made												
17.3. Excess Workers' Compensation												
18. Products Liability												
19.1. Private Passenger Auto No-Fault (Personal Injury Protection)												
19.2. Other Private Passenger Auto Liability												
19.3. Commercial Auto No-Fault (Personal Injury Protection)												
19.4. Other Commercial Auto Liability	299,651	287,324		144,066	32,764	134,229	199,769		12,299	36,389	50,292	4,750
21.1. Private Passenger Auto Physical Damage												
21.2. Commercial Auto Physical Damage	181,236	169,710		85,909	260,271	241,632	12,033		191	367	30,417	2,873
22. Aircraft (all perils)												
23. Fidelity												
24. Surety												
26. Burglary and Theft												
27. Boiler and Machinery												
28. Credit												
29. International												
30. Warranty												
34. Aggregate Write-Ins for Other Lines of Business												
35. TOTAL (a)	4,657,881	4,117,624		1,989,163	16,236,992	(9,218,681)	1,783,078	116,346	202,192	420,413	782,317	73,836
Details of Write-Ins												
3401.												
3402.												
3403.												
3498. Summary of remaining write-ins for Line 34 from overflow page												
3499. Totals (Lines 3401 through 3403 plus 3498) (Line 34 above)												

19.1A

(a) Finance and service charges not included in Lines 1 to 35 \$8,444

(b) For health business on indicated lines report: Number of persons insured under PPO managed care products and number of persons insured under indemnity only products



EXHIBIT OF PREMIUMS AND LOSSES
 BUSINESS IN THE STATE OF MINNESOTA DURING THE YEAR 2021

NAIC Group Code: 0267

NAIC Company Code: 10288

19.MN

Line of Business	Gross Premiums, Including Policy and Membership Fees, Less Return Premiums and Premiums on Policies not Taken		3 Dividends Paid or Credited to Policyholders on Direct Business	4 Direct Unearned Premium Reserves	5 Direct Losses Paid (deducting salvage)	6 Direct Losses Incurred	7 Direct Losses Unpaid	8 Direct Defense and Cost Containment Expense Paid	9 Direct Defense and Cost Containment Expense Incurred	10 Direct Defense and Cost Containment Expense Unpaid	11 Commissions and Brokerage Expenses	12 Taxes, Licenses and Fees
	1 Direct Premiums Written	2 Direct Premiums Earned										
1. Fire												
2.1. Allied Lines												
2.2. Multiple Peril Crop												
2.3. Federal Flood												
2.4. Private Crop												
2.5. Private Flood												
3. Farmowners Multiple Peril												
4. Homeowners Multiple Peril	2,581,887	1,654,181	-	1,489,621	843,085	920,584	153,290	5,745	11,309	11,215	376,397	38,781
5.1. Commercial Multiple Peril (Non-Liability Portion)												
5.2. Commercial Multiple Peril (Liability Portion)												
6. Mortgage Guaranty												
8. Ocean Marine												
9. Inland Marine	26,210	19,831	-	12,783	-	330	479	-	90	117	4,034	542
10. Financial Guaranty												
11. Medical Professional Liability												
12. Earthquake												
13. Group Accident and Health (b)												
14. Credit A&H (Group and Individual)												
15.1. Collectively Renewable A&H (b)												
15.2. Non-Cancelable A&H (b)												
15.3. Guaranteed Renewable A&H (b)												
15.4. Non-Renewable for Stated Reasons Only (b)												
15.5. Other Accident Only												
15.6. Medicare Title XVIII Exempt from State Taxes or Fees												
15.7. All Other A&H (b)												
15.8. Federal Employees Health Benefits Plan Premium												
16. Workers' Compensation												
17.1. Other Liability—Occurrence	50,973	35,878	-	28,605	-	1,845	2,750	-	-	-	8,639	1,054
17.2. Other Liability—Claims-Made												
17.3. Excess Workers' Compensation												
18. Products Liability												
19.1. Private Passenger Auto No-Fault (Personal Injury Protection)												
19.2. Other Private Passenger Auto Liability												
19.3. Commercial Auto No-Fault (Personal Injury Protection)												
19.4. Other Commercial Auto Liability												
21.1. Private Passenger Auto Physical Damage												
21.2. Commercial Auto Physical Damage												
22. Aircraft (all perils)												
23. Fidelity												
24. Surety												
26. Burglary and Theft												
27. Boiler and Machinery												
28. Credit												
29. International												
30. Warranty												
34. Aggregate Write-Ins for Other Lines of Business												
35. TOTAL (a)	2,659,070	1,709,890	-	1,531,009	843,085	922,759	156,519	5,745	11,399	11,332	389,070	40,377
Details of Write-Ins												
3401.												
3402.												
3403.												
3498. Summary of remaining write-ins for Line 34 from overflow page												
3499. Totals (Lines 3401 through 3403 plus 3498) (Line 34 above)												

(a) Finance and service charges not included in Lines 1 to 35 \$4,597

(b) For health business on indicated lines report: Number of persons insured under PPO managed care products and number of persons insured under indemnity only products



EXHIBIT OF PREMIUMS AND LOSSES
BUSINESS IN THE STATE OF MISSOURI DURING THE YEAR 2021

NAIC Group Code: 0267

NAIC Company Code: 10288

19.MO

Line of Business	Gross Premiums, Including Policy and Membership Fees, Less Return Premiums and Premiums on Policies not Taken		3 Dividends Paid or Credited to Policyholders on Direct Business	4 Direct Unearned Premium Reserves	5 Direct Losses Paid (deducting salvage)	6 Direct Losses Incurred	7 Direct Losses Unpaid	8 Direct Defense and Cost Containment Expense Paid	9 Direct Defense and Cost Containment Expense Incurred	10 Direct Defense and Cost Containment Expense Unpaid	11 Commissions and Brokerage Expenses	12 Taxes, Licenses and Fees
	1 Direct Premiums Written	2 Direct Premiums Earned										
1. Fire												
2.1. Allied Lines												
2.2. Multiple Peril Crop												
2.3. Federal Flood												
2.4. Private Crop												
2.5. Private Flood												
3. Farmowners Multiple Peril												
4. Homeowners Multiple Peril												
5.1. Commercial Multiple Peril (Non-Liability Portion)												
5.2. Commercial Multiple Peril (Liability Portion)												
6. Mortgage Guaranty												
8. Ocean Marine												
9. Inland Marine												
10. Financial Guaranty												
11. Medical Professional Liability												
12. Earthquake												
13. Group Accident and Health (b)												
14. Credit A&H (Group and Individual)												
15.1. Collectively Renewable A&H (b)												
15.2. Non-Cancelable A&H (b)												
15.3. Guaranteed Renewable A&H (b)												
15.4. Non-Renewable for Stated Reasons Only (b)												
15.5. Other Accident Only												
15.6. Medicare Title XVIII Exempt from State Taxes or Fees												
15.7. All Other A&H (b)												
15.8. Federal Employees Health Benefits Plan Premium												
16. Workers' Compensation												
17.1. Other Liability—Occurrence												
17.2. Other Liability—Claims-Made												
17.3. Excess Workers' Compensation												
18. Products Liability												
19.1. Private Passenger Auto No-Fault (Personal Injury Protection)												
19.2. Other Private Passenger Auto Liability												
19.3. Commercial Auto No-Fault (Personal Injury Protection)												
19.4. Other Commercial Auto Liability												
21.1. Private Passenger Auto Physical Damage												
21.2. Commercial Auto Physical Damage												
22. Aircraft (all perils)												
23. Fidelity												
24. Surety												
26. Burglary and Theft												
27. Boiler and Machinery												
28. Credit												
29. International												
30. Warranty												
34. Aggregate Write-Ins for Other Lines of Business												
35. TOTAL (a)												
Details of Write-Ins												
3401.												
3402.												
3403.												
3498. Summary of remaining write-ins for Line 34 from overflow page												
3499. Totals (Lines 3401 through 3403 plus 3498) (Line 34 above)												

NONE

(a) Finance and service charges not included in Lines 1 to 35 \$

(b) For health business on indicated lines report: Number of persons insured under PPO managed care products and number of persons insured under indemnity only products



EXHIBIT OF PREMIUMS AND LOSSES
BUSINESS IN THE STATE OF OHIO DURING THE YEAR 2021

NAIC Group Code: 0267

NAIC Company Code: 10288

19.04

Line of Business	Gross Premiums, Including Policy and Membership Fees, Less Return Premiums and Premiums on Policies not Taken		3 Dividends Paid or Credited to Policyholders on Direct Business	4 Direct Unearned Premium Reserves	5 Direct Losses Paid (deducting salvage)	6 Direct Losses Incurred	7 Direct Losses Unpaid	8 Direct Defense and Cost Containment Expense Paid	9 Direct Defense and Cost Containment Expense Incurred	10 Direct Defense and Cost Containment Expense Unpaid	11 Commissions and Brokerage Expenses	12 Taxes, Licenses and Fees
	1 Direct Premiums Written	2 Direct Premiums Earned										
1. Fire												
2.1. Allied Lines												
2.2. Multiple Peril Crop												
2.3. Federal Flood												
2.4. Private Crop												
2.5. Private Flood												
3. Farmowners Multiple Peril												
4. Homeowners Multiple Peril												
5.1. Commercial Multiple Peril (Non-Liability Portion)												
5.2. Commercial Multiple Peril (Liability Portion)												
6. Mortgage Guaranty												
8. Ocean Marine												
9. Inland Marine												
10. Financial Guaranty												
11. Medical Professional Liability												
12. Earthquake												
13. Group Accident and Health (b)												
14. Credit A&H (Group and Individual)												
15.1. Collectively Renewable A&H (b)												
15.2. Non-Cancelable A&H (b)												
15.3. Guaranteed Renewable A&H (b)												
15.4. Non-Renewable for Stated Reasons Only (b)												
15.5. Other Accident Only												
15.6. Medicare Title XVIII Exempt from State Taxes or Fees												
15.7. All Other A&H (b)												
15.8. Federal Employees Health Benefits Plan Premium												
16. Workers' Compensation												
17.1. Other Liability—Occurrence												
17.2. Other Liability—Claims-Made												
17.3. Excess Workers' Compensation												
18. Products Liability												
19.1. Private Passenger Auto No-Fault (Personal Injury Protection)												
19.2. Other Private Passenger Auto Liability												
19.3. Commercial Auto No-Fault (Personal Injury Protection)												
19.4. Other Commercial Auto Liability												
21.1. Private Passenger Auto Physical Damage												
21.2. Commercial Auto Physical Damage												
22. Aircraft (all perils)												
23. Fidelity												
24. Surety												
26. Burglary and Theft												
27. Boiler and Machinery												
28. Credit												
29. International												
30. Warranty												
34. Aggregate Write-Ins for Other Lines of Business												
35. TOTAL (a)												
Details of Write-Ins												
3401.												
3402.												
3403.												
3498. Summary of remaining write-ins for Line 34 from overflow page												
3499. Totals (Lines 3401 through 3403 plus 3498) (Line 34 above)												

NONE

(a) Finance and service charges not included in Lines 1 to 35 \$

(b) For health business on indicated lines report: Number of persons insured under PPO managed care products and number of persons insured under indemnity only products



EXHIBIT OF PREMIUMS AND LOSSES
BUSINESS IN THE STATE OF WISCONSIN DURING THE YEAR 2021

NAIC Group Code: 0267

NAIC Company Code: 10288

Line of Business	Gross Premiums, Including Policy and Membership Fees, Less Return Premiums and Premiums on Policies not Taken		3 Dividends Paid or Credited to Policyholders on Direct Business	4 Direct Unearned Premium Reserves	5 Direct Losses Paid (deducting salvage)	6 Direct Losses Incurred	7 Direct Losses Unpaid	8 Direct Defense and Cost Containment Expense Paid	9 Direct Defense and Cost Containment Expense Incurred	10 Direct Defense and Cost Containment Expense Unpaid	11 Commissions and Brokerage Expenses	12 Taxes, Licenses and Fees
	1 Direct Premiums Written	2 Direct Premiums Earned										
1. Fire												
2.1. Allied Lines												
2.2. Multiple Peril Crop												
2.3. Federal Flood												
2.4. Private Crop												
2.5. Private Flood												
3. Farmowners Multiple Peril												
4. Homeowners Multiple Peril	18,381,880	16,822,424	-	9,811,764	9,268,320	12,051,334	4,712,625	108,057	122,553	135,656	2,929,539	313,792
5.1. Commercial Multiple Peril (Non-Liability Portion)	522,209	481,473	-	225,054	53,483	103,395	96,069	-	5,860	11,949	97,904	8,915
5.2. Commercial Multiple Peril (Liability Portion)	368,497	325,425	-	169,496	13,425	104,547	204,118	2,843	48,492	142,002	70,529	6,291
6. Mortgage Guaranty												
8. Ocean Marine												
9. Inland Marine	518,257	490,102	-	265,528	197,826	208,247	19,778	-	1,319	3,048	85,566	8,847
10. Financial Guaranty												
11. Medical Professional Liability												
12. Earthquake	1,842	2,067	-	1,009	-	-	-	-	-	-	308	31
13. Group Accident and Health (b)												
14. Credit A&H (Group and Individual)												
15.1. Collectively Renewable A&H (b)												
15.2. Non-Cancelable A&H (b)												
15.3. Guaranteed Renewable A&H (b)												
15.4. Non-Renewable for Stated Reasons Only (b)												
15.5. Other Accident Only												
15.6. Medicare Title XVIII Exempt from State Taxes or Fees												
15.7. All Other A&H (b)												
15.8. Federal Employees Health Benefits Plan Premium												
16. Workers' Compensation												
17.1. Other Liability—Occurrence	1,344,998	1,290,256	-	702,374	-	12,848	105,375	-	-	-	234,700	22,960
17.2. Other Liability—Claims-Made												
17.3. Excess Workers' Compensation												
18. Products Liability												
19.1. Private Passenger Auto No-Fault (Personal Injury Protection)												
19.2. Other Private Passenger Auto Liability												
19.3. Commercial Auto No-Fault (Personal Injury Protection)												
19.4. Other Commercial Auto Liability	151,303	143,031	-	66,485	5,845	28,727	90,160	-	4,315	21,264	26,908	2,583
21.1. Private Passenger Auto Physical Damage												
21.2. Commercial Auto Physical Damage	98,712	94,659	-	42,788	14,530	24,111	13,891	-	86	200	17,467	1,685
22. Aircraft (all perils)												
23. Fidelity												
24. Surety												
26. Burglary and Theft												
27. Boiler and Machinery												
28. Credit												
29. International												
30. Warranty												
34. Aggregate Write-Ins for Other Lines of Business												
35. TOTAL (a)	21,387,698	19,649,437	-	11,284,498	9,553,429	12,533,209	5,242,016	110,900	182,625	314,119	3,462,921	365,104
Details of Write-Ins												
3401.												
3402.												
3403.												
3498. Summary of remaining write-ins for Line 34 from overflow page												
3499. Totals (Lines 3401 through 3403 plus 3498) (Line 34 above)												

19 WI

(a) Finance and service charges not included in Lines 1 to 35 \$124,462

(b) For health business on indicated lines report: Number of persons insured under PPO managed care products and number of persons insured under indemnity only products



EXHIBIT OF PREMIUMS AND LOSSES
GRAND TOTAL DURING THE YEAR 2021

NAIC Group Code: 0267

NAIC Company Code: 10288

Line of Business	Gross Premiums, Including Policy and Membership Fees, Less Return Premiums and Premiums on Policies not Taken		3 Dividends Paid or Credited to Policyholders on Direct Business	4 Direct Unearned Premium Reserves	5 Direct Losses Paid (deducting salvage)	6 Direct Losses Incurred	7 Direct Losses Unpaid	8 Direct Defense and Cost Containment Expense Paid	9 Direct Defense and Cost Containment Expense Incurred	10 Direct Defense and Cost Containment Expense Unpaid	11 Commissions and Brokerage Expenses	12 Taxes, Licenses and Fees
	1 Direct Premiums Written	2 Direct Premiums Earned										
1. Fire	3,492	3,027		1,932	-	(25)	416	-	9	12	656	55
2.1. Allied Lines	17,453	15,486		9,093	1,313,777	(1,085,369)	(22,400)	15,853	15,897	62	3,278	277
2.2. Multiple Peril Crop												
2.3. Federal Flood												
2.4. Private Crop												
2.5. Private Flood												
3. Farmowners Multiple Peril												
4. Homeowners Multiple Peril	22,388,600	19,522,173	-	12,084,173	11,290,753	14,058,510	5,288,636	127,862	147,089	155,801	3,505,866	375,159
5.1. Commercial Multiple Peril (Non-Liability Portion)	2,486,313	2,300,513	-	881,779	13,464,113	(9,675,083)	754,480	69,721	92,518	58,357	454,134	40,049
5.2. Commercial Multiple Peril (Liability Portion)	1,074,179	1,053,228	-	445,866	48,171	289,100	714,202	19,555	122,455	470,142	202,291	17,477
6. Mortgage Guaranty												
8. Ocean Marine												
9. Inland Marine	566,142	527,290	-	290,331	203,282	206,075	20,057	-	1,466	3,270	92,816	9,733
10. Financial Guaranty												
11. Medical Professional Liability												
12. Earthquake	7,115	6,021	-	3,801	-	-	-	-	-	-	1,183	115
13. Group Accident and Health (b)												
14. Credit A&H (Group and Individual)												
15.1. Collectively Renewable A&H (b)												
15.2. Non-Cancelable A&H (b)												
15.3. Guaranteed Renewable A&H (b)												
15.4. Non-Renewable for Stated Reasons Only (b)												
15.5. Other Accident Only												
15.6. Medicare Title XVIII Exempt from State Taxes or Fees												
15.7. All Other A&H (b)												
15.8. Federal Employees Health Benefits Plan Premium												
16. Workers' Compensation												
17.1. Other Liability—Occurrence	1,430,453	1,354,489	-	748,447	-	15,380	110,369	-	(109)	-	249,000	24,561
17.2. Other Liability—Claims-Made												
17.3. Excess Workers' Compensation												
18. Products Liability												
19.1. Private Passenger Auto No-Fault (Personal Injury Protection)												
19.2. Other Private Passenger Auto Liability												
19.3. Commercial Auto No-Fault (Personal Injury Protection)												
19.4. Other Commercial Auto Liability	450,954	430,355	-	210,551	38,609	162,956	289,929	-	16,614	57,653	77,200	7,333
21.1. Private Passenger Auto Physical Damage												
21.2. Commercial Auto Physical Damage	279,948	264,369	-	128,697	274,801	265,743	25,924	-	277	567	47,884	4,558
22. Aircraft (all perils)												
23. Fidelity												
24. Surety												
26. Burglary and Theft												
27. Boiler and Machinery												
28. Credit												
29. International												
30. Warranty												
34. Aggregate Write-Ins for Other Lines of Business												
35. TOTAL (a)	28,704,649	25,476,951	-	14,804,670	26,633,506	4,237,287	7,181,613	232,991	396,216	745,864	4,634,308	479,317
Details of Write-Ins												
3401.												
3402.												
3403.												
3498. Summary of remaining write-ins for Line 34 from overflow page												
3499. Totals (Lines 3401 through 3403 plus 3498) (Line 34 above)												

19.GT

(a) Finance and service charges not included in Lines 1 to 35 \$137,503

(b) For health business on indicated lines report: Number of persons insured under PPO managed care products and number of persons insured under indemnity only products

(20) Schedule F - Part 1

NONE

(21) Schedule F - Part 2

NONE

SCHEDULE F - PART 3

Ceded Reinsurance as of December 31, Current Year (\$000 Omitted)

1 ID Number	2 NAIC Company Code	3 Name of Reinsurer	4 Domiciliary Jurisdiction	5 Special Code	6 Reinsurance Premiums Ceded	Reinsurance Recoverable On										16 Amount in Dispute Included in Column 15	Reinsurance Payable		19 Net Amount Recoverable From Reinsurers Cols. 15- [17+18]	20 Funds Held by Company Under Reinsurance Treaties
						7 Paid Losses	8 Paid LAE	9 Known Case Loss Reserves	10 Known Case LAE Reserves	11 IBNR Loss Reserves	12 IBNR LAE Reserves	13 Unearned Premiums	14 Contingent Commissions	15 Cols. 7 through 14 Totals	17 Ceded Balances Payable		18 Other Amounts Due to Reinsurers			
Total Authorized, Affiliates, U.S. Intercompany Pooling																				
31-4192970	14060	GRANGE INS CO	OH		27,298			912		3,684			14,496		19,092			19,092		
0199999 - Total Authorized, Affiliates, U.S. Intercompany Pooling					27,298		912		3,684			14,496		19,092			19,092			
0899999 - Total Authorized, Affiliates, Total Authorized - Affiliates					27,298		912		3,684			14,496		19,092			19,092			
Total Authorized, Other U.S. Unaffiliated Insurers																				
51-0434766	20370	AXIS REINS CO	NY		32		60		8					68				68		
47-0574325	32603	BERKLEY INS CO	DE		9							4		4				4		
42-0234980	21415	EMPLOYERS MUT CAS CO	IA		(3)		30		4					34				34		
35-2293075	11551	ENDURANCE ASSUR CORP	DE		11															
22-2005057	26921	EVEREST REINS CO	DE		2		101		13					113				113		
13-2673100	22039	GENERAL REINS CORP	DE		45		23		3			18		44				44		
06-0384680	11452	HARTFORD STEAM BOIL INSPEC & INS CO	CT		675							287		287				287		
13-4924125	10227	MUNICH REINS AMER INC	DE		69		171		21					191				191		
74-2195939	42374	HOUSTON CAS CO	TX		2															
13-3138390	42307	NAVIGATORS INS CO	NY		7		127		16					144				144		
13-3031176	38636	PARTNER REINS CO OF THE US	NY		(7)															
23-1641984	10219	QBE REINS CORP	PA		4															
52-1952955	10357	RENAISSANCE REINS US INC	MD		17															
75-1444207	30058	SCOR REINS CO	NY		1															
13-1675535	25364	SWISS REINS AMER CORP	NY		153			285		22				308				308		
13-5616275	19453	TRANSATLANTIC REINS CO	NY		19			107		13				119				119		
0999999 - Total Authorized, Other U.S. Unaffiliated Insurers					1,037		905		100			309		1,313				1,313		
Total Authorized, Other Non-U.S. Insurers																				
AA-1126033	0	LLOYD'S SYNDICATE NUMBER 33	GBR		8			133		17				151				151		
AA-1126435	0	LLOYD'S SYNDICATE NUMBER 435	GBR		3			53		6				59				59		
AA-1126510	0	LLOYD'S SYNDICATE NUMBER 510	GBR					3						3				3		
AA-1126623	0	LLOYD'S SYNDICATE NUMBER 623	GBR		1			5		1				5				5		
AA-1127084	0	LLOYD'S SYNDICATE NUMBER 1084	GBR		16			45		6				51				51		
AA-1120156	0	LLOYD'S SYNDICATE NUMBER 1686	GBR		2															
AA-1120157	0	LLOYD'S SYNDICATE NUMBER 1729	GBR		1															
AA-1120171	0	Lloyd's Syndicate Number 1856	GBR		3			12		2				14				14		
AA-1127861	0	LLOYD'S SYNDICATE NUMBER 1861	GBR		-			6		1				6				6		
AA-1120106	0	Lloyd's Syndicate Number 1969	GBR					15		2				17				17		
AA-1128001	0	LLOYD'S SYNDICATE NUMBER 2001	GBR		19			48		3				52				52		
AA-1128003	0	LLOYD'S SYNDICATE NUMBER 2003	GBR		6			94		14				109				109		
AA-1120071	0	Lloyd's Syndicate Number 2007	GBR		1															
AA-1128010	0	LLOYD'S SYNDICATE NUMBER 2010	GBR		4															
AA-1128623	0	Lloyd's Syndicate Number 2623	GBR		2			22		3				25				25		
AA-1128791	0	LLOYD'S SYNDICATE NUMBER 2791	GBR		3															
AA-1128987	0	Lloyd's Syndicate Number 2987	GBR		5			10		1				11				11		
AA-1126004	0	LLOYD'S SYNDICATE NUMBER 4444	GBR		1			10		1				12				12		
AA-3194130	0	Endurance Specialty Ins Ltd	BMU		7			20		3				23				23		
AA-1340125	0	Hannover Rueck SE	DEU		91			39		2				41				41		
AA-1840000	0	Mapfre Re Compania de Reaseguros SA	ESP		10			20		3				23				23		
AA-3190686	0	Partner Reins Co Ltd	BMU		3															
AA-3190870	0	Validus Reins Ltd	BMU		11			3						3				3		
1299999 - Total Authorized, Other Non-U.S. Insurers					199		540		63					604				604		
1499999 - Total Authorized Excluding Protected Cells					28,534		2,357		3,847			14,805		21,008				21,008		
Total Unauthorized, Other Non-U.S. Insurers																				
AA-9240012	0	China Prop & Cas Reins Co Ltd	CHN		1			43		6				49				49		
AA-1120191	0	Convex Ins UK Ltd	GBR		9															
AA-1340028	0	Devk Ruckversicherungs und Beteiligungs AG	DEU		4															
AA-3191289	0	Fidelis Ins Bermuda Ltd	BMU		12			23		3				26				26		

SCHEDULE F - PART 3

Ceded Reinsurance as of December 31, Current Year (\$000 Omitted)

1 ID Number	2 NAIC Company Code	3 Name of Reinsurer	4 Domiciliary Jurisdiction	5 Special Code	6 Reinsurance Premiums Ceded	Reinsurance Recoverable On									16 Amount in Dispute Included in Column 15	Reinsurance Payable		19 Net Amount Recoverable From Reinsurers Cols. 15- [17+18]	20 Funds Held by Company Under Reinsurance Treaties
						7 Paid Losses	8 Paid LAE	9 Known Case Loss Reserves	10 Known Case LAE Reserves	11 IBNR Loss Reserves	12 IBNR LAE Reserves	13 Unearned Premiums	14 Contingent Commissions	15 Cols. 7 through 14 Totals		17 Ceded Balances Payable	18 Other Amounts Due to Reinsurers		
AA-1120175	0	Fidelis Underwriting Ltd	GBR		15			56		7					63			63	
AA-5280027	0	FUBON INS CO LTD	TWN		1														
AA-3191437	0	Group Ark Ins Ltd	BMU		14														
AA-3191190	0	Hamilton Re Ltd	BMU		2			6							6			6	
AA-1460080	0	HELVETIA SCHWEIZERISCHE VERSICHERUNGS	CHE		11														
AA-5420050	0	KOREAN REINS CO	KOR		11			30		4					33			33	
AA-1440060	0	LANSFORSKRINGS BOLAG ENS AB	SWE		1														
AA-1460019	0	MS Amlin AG	CHE		15			33		3					36			36	
AA-1440076	0	SiriusPoint Intl Ins Corp (publ)	SWE		5			28		3					32			32	
AA-5324100	0	Taiping Reins Co Ltd	HKG		4			28		3					32			32	
2699999 - Total Unauthorized, Other Non-U.S. Insurers					107			248		28					277			277	
2899999 - Total Unauthorized Excluding Protected Cells					107			248		28					277			277	
Total Certified, Other Non-U.S. Insurers																			
CR-3194126	0	Arch Reins Ltd	BMU		27			342		44					385			385	
CR-3190770	0	Chubb Tempest Reins Ltd	BMU		23			31							31			31	
CR-3190875	0	Hiscox Ins Co (Bermuda) Ltd	BMU		10			149		16					165			165	
CR-1460023	0	RenaissanceRe Europe AG	CHE		1														
CR-3191315	0	XL Bermuda Ltd	BMU		3			107		14					120			120	
4099999 - Total Certified, Other Non-U.S. Insurers					64			629		73					701			701	
4299999 - Total Certified Excluding Protected Cells					64			629		73					701			701	
5799999 - Total Authorized, Unauthorized, Reciprocal Jurisdiction and Certified Excluding Protected Cells					28,705			3,234		3,948			14,805		21,986			21,986	
9999999 - Totals					28,705			3,234		3,948			14,805		21,986			21,986	

SCHEDULE F - PART 3 (CONTINUED)
Ceded Reinsurance as of December 31, Current Year (\$000 Omitted)
(Credit Risk)

1	2	Collateral				25	26	27	Ceded Reinsurance Credit Risk								
		21	22	23	24				28	29	30	31	32	33	34	35	36
ID Number From Col. 1	Name of Reinsurer From Col. 3	Multiple Beneficiary Trusts	Letters of Credit	Issuing or Confirming Bank Reference Number	Single Beneficiary Trusts & Other Allowable Collateral	Total Funds Held, Payables & Collateral	Net Recoverable Net of Funds Held & Collateral	Applicable Sch. F Penalty (Col. 78)	Total Amount Recoverable From Reinsurers Less Penalty (Cols. 15 - 27)	Stressed Recoverable (Col. 28*120%)	Reinsurance Payable & Funds Held (Cols. 17+18+20; but not in excess of Col. 29)	Stressed Net Recoverable (Cols. 29 - 30)	Total Collateral (Cols. 21 + 22 + 24, not in Excess of Col. 31)	Stressed Net Recoverable Net of Collateral Offsets (Cols. 31 - 32)	Reinsurer Designation Equivalent	Credit Risk on Collateralized Recoverables (Col. 32 * Factor Applicable to Reinsurer Designation Equivalent in Col. 34)	Credit Risk on Un-collateralized Recoverables (Col. 33 * Factor Applicable to Reinsurer Designation Equivalent in Col. 34)
Total Authorized, Affiliates, U.S. Intercompany Pooling																	
31-4192970	GRANGE INS CO						19,092	-	XXX	XXX	XXX	XXX	XXX	XXX	XXX	XXX	XXX
0199999 - Total Authorized, Affiliates, U.S. Intercompany Pooling																	
0899999 - Total Authorized, Affiliates, Total Authorized - Affiliates																	
Total Authorized, Other U.S. Unaffiliated Insurers																	
51-0434766	AXIS REINS CO						68	-	68	82		82		82	2		3
47-0574325	BERKLEY INS CO						4	-	4	5		5		5	2		-
42-0234980	EMPLOYERS MUT CAS CO						34	-	34	41		41		41	3		2
35-2293075	ENDURANCE ASSUR CORP							-	-	-		-		-	2		-
22-2005057	EVEREST REINS CO						113	-	113	136		136		136	2		6
13-2673100	GENERAL REINS CORP						44	-	44	53		53		53	1		2
06-0384680	HARTFORD STEAM BOIL INSPEC & INS CO						287	-	287	344		344		344	1		12
13-4924125	MUNICH REINS AMER INC						191	-	191	230		230		230	1		8
74-2195939	HOUSTON CAS CO							-	-	-		-		-	2		-
13-3138390	NAVIGATORS INS CO						144	-	144	172		172		172	2		7
13-3031176	PARTNER REINS CO OF THE US							-	-	-		-		-	2		-
23-1641984	QBE REINS CORP							-	-	-		-		-	3		-
52-1952955	RENAISSANCE REINS US INC							-	-	-		-		-	2		-
75-1444207	SCOR REINS CO							-	-	-		-		-	2		-
13-1675535	SWISS REINS AMER CORP						308	-	308	370		370		370	2		15
13-5616275	TRANSATLANTIC REINS CO						119	-	119	143		143		143	1		5
0999999 - Total Authorized, Other U.S. Unaffiliated Insurers																	
Total Authorized, Other Non-U.S. Insurers																	
AA-1126033	LLOYD'S SYNDICATE NUMBER 33						151	-	151	181		181		181	3		9
AA-1126435	LLOYD'S SYNDICATE NUMBER 435						59	-	59	71		71		71	3		3
AA-1126510	LLOYD'S SYNDICATE NUMBER 510						3	-	3	4		4		4	3		-
AA-1126623	LLOYD'S SYNDICATE NUMBER 623						5	-	5	7		7		7	3		-
AA-1127084	LLOYD'S SYNDICATE NUMBER 1084						51	-	51	61		61		61	3		3
AA-1120156	LLOYD'S SYNDICATE NUMBER 1686							-	-	-		-		-	3		-
AA-1120157	LLOYD'S SYNDICATE NUMBER 1729							-	-	-		-		-	3		-
AA-1120171	Lloyd's Syndicate Number 1856						14	-	14	16		16		16	3		1
AA-1127861	LLOYD'S SYNDICATE NUMBER 1861						6	-	6	8		8		8	3		-
AA-1120106	Lloyd's Syndicate Number 1969						17	-	17	20		20		20	3		1
AA-1128001	LLOYD'S SYNDICATE NUMBER 2001						52	-	52	62		62		62	3		3
AA-1128003	LLOYD'S SYNDICATE NUMBER 2003						109	-	109	130		130		130	3		6
AA-1120071	Lloyd's Syndicate Number 2007							-	-	-		-		-	3		-
AA-1128010	LLOYD'S SYNDICATE NUMBER 2010							-	-	-		-		-	3		-
AA-1128623	Lloyd's Syndicate Number 2623						25	-	25	30		30		30	3		1
AA-1128791	LLOYD'S SYNDICATE NUMBER 2791							-	-	-		-		-	3		-
AA-1128987	Lloyd's Syndicate Number 2987						11	-	11	14		14		14	3		1
AA-1126004	LLOYD'S SYNDICATE NUMBER 4444						12	-	12	14		14		14	3		1
AA-3194130	Endurance Specialty Ins Ltd						23	-	23	27		27		27	3		1
AA-1340125	Hannover Rueck SE						41	-	41	49		49		49	2		2
AA-1840000	Mapfre Re Compania de Reaseguros SA						23	-	23	27		27		27	3		1
AA-3190686	Partner Reins Co Ltd							-	-	-		-		-	3		-
AA-3190870	Validus Reins Ltd						3	-	3	4		4		4	3		-
1299999 - Total Authorized, Other Non-U.S. Insurers																	

SCHEDULE F - PART 3 (CONTINUED)
Ceded Reinsurance as of December 31, Current Year (\$000 Omitted)
(Credit Risk)

1	2	Collateral				25	26	27	Ceded Reinsurance Credit Risk								
		21	22	23	24				28	29	30	31	32	33	34	35	36
ID Number From Col. 1	Name of Reinsurer From Col. 3	Multiple Beneficiary Trusts	Letters of Credit	Issuing or Confirming Bank Reference Number	Single Beneficiary Trusts & Other Allowable Collateral	Total Funds Held, Payables & Collateral	Net Recoverable Net of Funds Held & Collateral	Applicable Sch. F Penalty (Col. 78)	Total Amount Recoverable From Reinsurers Less Penalty (Cols. 15 - 27)	Stressed Recoverable (Col. 28*120%)	Reinsurance Payable & Funds Held (Cols. 17+18+20; but not in excess of Col. 29)	Stressed Net Recoverable (Cols. 29 - 30)	Total Collateral (Cols. 21 + 22 + 24, not in Excess of Col. 31)	Stressed Net Recoverable Net of Collateral Offsets (Cols. 31 - 32)	Reinsurer Designation Equivalent	Credit Risk on Collateralized Recoverables (Col. 32 * Factor Applicable to Reinsurer Designation Equivalent in Col. 34)	Credit Risk on Un-collateralized Recoverables (Col. 33 * Factor Applicable to Reinsurer Designation Equivalent in Col. 34)
1499999 - Total Authorized Excluding Protected Cells				XXX			21,008	-	1,916	2,300		2,300		2,300	XXX		95
Total Unauthorized, Other Non-U.S. Insurers																	
AA-9240012	China Prop & Cas Reins Co Ltd		49		5	49	-	-	49	58		58	49	10	3	2	-
AA-1120191	Convex Ins UK Ltd														4		-
AA-1340028	Devk Ruckversicherungs und Beteiligungs AG														2		-
AA-3191289	Fidelis Ins Bermuda Ltd		26		7	26	-	-	26	31		31	26	5	4	1	-
AA-1120175	Fidelis Underwriting Ltd		63		3	63	-	-	63	76		76	63	13	4	3	1
AA-5280027	FUBON INS CO LTD														3		-
AA-3191437	Group Ark Ins Ltd														3		-
AA-3191190	Hamilton Re Ltd		6		8	6	-	-	6	7		7	6	1	4	-	-
AA-1460080	HELVETIA SCHWEIZERISCHE VERSICHERUNGS														3		-
AA-5420050	KOREAN REINS CO		33		1	33	-	-	33	40		40	33	7	3	2	-
AA-1440060	LANSFORSKRINGS BOLAG ENS AB														3		-
AA-1460019	MS Amlin AG		36		9	36	-	-	36	43		43	36	7	3	2	-
AA-1440076	SiriusPoint Intl Ins Corp (publ)					32	-	-	32	38		38	32	6	3	2	-
AA-5324100	Taiping Reins Co Ltd		32		10	32	-	-	32	38		38	32	6	3	2	-
2699999 - Total Unauthorized, Other Non-U.S. Insurers			245	XXX	32	277	-	-	277	332		332	277	55	XXX	13	3
2899999 - Total Unauthorized Excluding Protected Cells			245	XXX	32	277	-	-	277	332		332	277	55	XXX	13	3
Total Certified, Other Non-U.S. Insurers																	
CR-3194126	Arch Reins Ltd		77		6	77	308	-	385	462		462	77	385	3	4	18
CR-3190770	Chubb Tempest Reins Ltd		3		4	3	28	-	31	37		37	3	34	1	-	1
CR-3190875	Hiscox Ins Co (Bermuda) Ltd		33		11	33	132	-	165	197		197	33	165	3	2	8
CR-1460023	RenaissanceRe Europe AG														3		-
CR-3191315	XL Bermuda Ltd		12		2	12	108	-	120	145		145	12	133	3	1	6
4099999 - Total Certified, Other Non-U.S. Insurers			125	XXX		125	576	-	701	842		842	125	717	XXX	6	34
4299999 - Total Certified Excluding Protected Cells			125	XXX		125	576	-	701	842		842	125	717	XXX	6	34
5799999 - Total Authorized, Unauthorized, Reciprocal Jurisdiction and Certified Excluding Protected Cells			370	XXX	32	402	21,585	-	2,894	3,473		3,473	402	3,072	XXX	19	132
9999999 - Totals			370	XXX	32	402	21,585	-	2,894	3,473		3,473	402	3,072	XXX	19	132

SCHEDULE F - PART 3 (CONTINUED)

Ceded Reinsurance as of December 31, Current Year (\$000 Omitted)
(Aging of Ceded Reinsurance)

1 ID Number From Col. 1	2 Name of Reinsurer From Col. 3	Reinsurance Recoverable on Paid Losses and Paid Loss Adjustment Expenses							44 Total Recoverable on Paid Losses & LAE Amounts in Dispute Included in Col. 43	45 Recoverable on Paid Losses & LAE Over 90 Days Past Due Amounts in Dispute Included in Cols. 40 & 41	46 Total Recoverable on Paid Losses & LAE Amounts Not in Dispute (Cols 43 - 44)	47 Recoverable on Paid Losses & LAE Over 90 Days Past Due Amounts Not in Dispute (Cols. 40 + 41 - 45)	48 Amounts Received Prior 90 Days	49 Percentage Overdue Col. 42/Col. 43	50 Percentage of Amounts More Than 90 Days Overdue Not in Dispute (Col. 47/(Cols. 46 + 48))	51 Percentage More Than 120 Days Overdue (Col. 41/Col. 43)	52 Is the Amount in Col. 50 Less Than 20%? (Yes or No)	53 Amounts in Col. 47 for Reinsurers with Values Less Than 20% in Col. 50	
		37 Current	38 Overdue 1 - 29 Days	39 Overdue 30 - 90 Days	40 Overdue 91 - 120 Days	41 Overdue Over 120 Days	42 Overdue Total Overdue Cols. 38 + 39 + 40 + 41	43 Total Due Cols. 37 + 42 (In total should equal Cols. 7 + 8)											
Total Authorized, Affiliates, U.S. Intercompany Pooling																			
31-4192970	GRANGE INS CO																	YES	
0199999 - Total Authorized, Affiliates, U.S. Intercompany Pooling																			
0499999 - Total Authorized, Affiliates, U.S. Non-Pool, Total																			
Total Authorized, Other U.S. Unaffiliated Insurers																			
51-0434766	AXIS REINS CO																	YES	
47-0574325	BERKLEY INS CO																	YES	
42-0234980	EMPLOYERS MUT CAS CO																	YES	
35-2293075	ENDURANCE ASSUR CORP																	YES	
22-2005057	EVEREST REINS CO																	YES	
13-2673100	GENERAL REINS CORP																	YES	
06-0384680	HARTFORD STEAM BOIL INSPEC & INS CO																	YES	
13-4924125	MUNICH REINS AMER INC																	YES	
74-2195939	HOUSTON CAS CO																	YES	
13-3138390	NAVIGATORS INS CO																	YES	
13-3031176	PARTNER REINS CO OF THE US																	YES	
23-1641984	QBE REINS CORP																	YES	
52-1952955	RENAISSANCE REINS US INC																	YES	
75-1444207	SCOR REINS CO																	YES	
13-1675535	SWISS REINS AMER CORP																	YES	
13-5616275	TRANSATLANTIC REINS CO																	YES	
0999999 - Total Authorized, Other U.S. Unaffiliated Insurers																			
Total Authorized, Other Non-U.S. Insurers																			
AA-1126033	LLOYD'S SYNDICATE NUMBER 33																	YES	
AA-1126435	LLOYD'S SYNDICATE NUMBER 435																	YES	
AA-1126510	LLOYD'S SYNDICATE NUMBER 510																	YES	
AA-1126623	LLOYD'S SYNDICATE NUMBER 623																	YES	
AA-1127084	LLOYD'S SYNDICATE NUMBER 1084																	YES	
AA-1120156	LLOYD'S SYNDICATE NUMBER 1686																	YES	
AA-1120157	LLOYD'S SYNDICATE NUMBER 1729																	YES	
AA-1120171	Lloyd's Syndicate Number 1856																	YES	
AA-1127861	LLOYD'S SYNDICATE NUMBER 1861																	YES	
AA-1120106	Lloyd's Syndicate Number 1969																	YES	
AA-1128001	LLOYD'S SYNDICATE NUMBER 2001																	YES	
AA-1128003	LLOYD'S SYNDICATE NUMBER 2003																	YES	
AA-1120071	Lloyd's Syndicate Number 2007																	YES	
AA-1128010	LLOYD'S SYNDICATE NUMBER 2010																	YES	
AA-1128623	Lloyd's Syndicate Number 2623																	YES	
AA-1128791	LLOYD'S SYNDICATE NUMBER 2791																	YES	
AA-1128987	Lloyd's Syndicate Number 2987																	YES	
AA-1126004	LLOYD'S SYNDICATE NUMBER 4444																	YES	
AA-3194130	Endurance Specialty Ins Ltd																	YES	
AA-1340125	Hannover Rueck SE																	YES	
AA-1840000	Mapfre Re Compania de Reasegueros SA																	YES	
AA-3190686	Partner Reins Co Ltd																	YES	
AA-3190870	Validus Reins Ltd																	YES	
1299999 - Total Authorized, Other Non-U.S. Insurers																			
1499999 - Total Authorized Excluding Protected Cells																			
Total Unauthorized, Other Non-U.S. Insurers																			
AA-9240012	China Prop & Cas Reins Co Ltd																	YES	

SCHEDULE F - PART 3 (CONTINUED)

Ceded Reinsurance as of December 31, Current Year (\$000 Omitted)
(Aging of Ceded Reinsurance)

1 ID Number From Col. 1	2 Name of Reinsurer From Col. 3	Reinsurance Recoverable on Paid Losses and Paid Loss Adjustment Expenses							44 Total Recoverable on Paid Losses & LAE Amounts in Dispute Included in Col. 43	45 Recoverable on Paid Losses & LAE Over 90 Days Past Due Amounts in Dispute Included in Cols. 40 & 41	46 Total Recoverable on Paid Losses & LAE Amounts Not in Dispute (Cols 43 - 44)	47 Recoverable on Paid Losses & LAE Over 90 Days Past Due Amounts Not in Dispute (Cols. 40 + 41 - 45)	48 Amounts Received Prior 90 Days	49 Percentage Overdue Col. 42/Col. 43	50 Percentage of Amounts More Than 90 Days Overdue Not in Dispute (Col. 47/(Cols. 46 + 48))	51 Percentage More Than 120 Days Overdue (Col. 41/Col. 43)	52 Is the Amount in Col. 50 Less Than 20%? (Yes or No)	53 Amounts in Col. 47 for Reinsurers with Values Less Than 20% in Col. 50
		37 Current	38 Overdue 1 - 29 Days	39 Overdue 30 - 90 Days	40 Overdue 91 - 120 Days	41 Overdue Over 120 Days	42 Overdue Total Overdue Cols. 38 + 39 + 40 + 41	43 Total Due Cols. 37 + 42 (In total should equal Cols. 7 + 8)										
AA-1120191	Convex Ins UK Ltd																YES	
AA-1340028	Devk Ruckversicherungs und Beteiligungs AG																YES	
AA-3191289	Fidelis Ins Bermuda Ltd																YES	
AA-1120175	Fidelis Underwriting Ltd																YES	
AA-5280027	FUBON INS CO LTD																YES	
AA-3191437	Group Ark Ins Ltd																YES	
AA-3191190	Hamilton Re Ltd																YES	
AA-1460080	HELVETIA SCHWEIZERISCHE VERSICHERUNGS																YES	
AA-5420050	KOREAN REINS CO																YES	
AA-1440060	LANSFORSKRINGS BOLAG ENS AB																YES	
AA-1460019	MS Amlin AG																YES	
AA-1440076	SiriusPoint Intl Ins Corp (publ)																YES	
AA-5324100	Taiping Reins Co Ltd																YES	
2699999	- Total Unauthorized, Other Non-U.S. Insurers																XXX	
2899999	- Total Unauthorized Excluding Protected Cells																XXX	
Total Certified, Other Non-U.S. Insurers																		
CR-3194126	Arch Reins Ltd																YES	
CR-3190770	Chubb Tempest Reins Ltd																YES	
CR-3190875	Hiscox Ins Co (Bermuda) Ltd																YES	
CR-1460023	RenaissanceRe Europe AG																YES	
CR-3191315	XL Bermuda Ltd																YES	
4099999	- Total Certified, Other Non-U.S. Insurers																XXX	
4299999	- Total Certified Excluding Protected Cells																XXX	
5799999	- Total Authorized, Unauthorized, Reciprocal Jurisdiction and Certified Excluding Protected Cells																XXX	
9999999	- Totals																XXX	

SCHEDULE F - PART 3 (CONTINUED)
 Ceded Reinsurance as of December 31, Current Year (\$000 Omitted)
 (Provision for Reinsurance for Certified Reinsurers)

1	2	Provision for Certified Reinsurance													Complete if Col. 52 = "No"; Otherwise Enter 0			69
		54	55	56	57	58	59	60	61	62	63	64	65	66	67	68		
ID Number From Col. 1	Name of Reinsurer From Col. 3	Certified Reinsurer Rating (1 through 6)	Effective Date of Certified Reinsurer Rating	Percent Collateral Required for Full Credit (0% through 100%)	Catastrophe Recoverables Qualifying for Collateral Deferral	Net Recoverables Subject to Collateral Requirements for Full Credit (Col. 19 - Col. 57)	Dollar Amount of Collateral Required (Col. 56 * Col. 58)	Percent of Collateral Recoverables Subject to Collateral Requirements ((Col. 20 + Col. 21 + Col. 22 + Col.24) / Col. 58)	Percent Credit Allowed on Net Recoverables Subject to Collateral Requirements (Col. 60 / Col. 56, not to exceed 100%)	20% of Recoverable on Paid Losses & LAE Over 90 Days Past Due Amounts in Dispute (Col. 45 * 20%)	Amount of Credit Allowed for Net Recoverables (Col. 57 + Col. 58 * Col. 61)	Provision for Reinsurance with Certified Reinsurers Due to Collateral Deficiency (Col. 19 - Col. 63)	20% of Recoverable on Paid Losses & LAE Over 90 Days Past Due Amounts Not in Dispute (Col. 47 * 20%)	Total Collateral Provided (Col. 20 + Col. 21 + Col. 22 + Col.24; not to Exceed Col. 63)	Net Unsecured Recoverable for Which Credit is Allowed (Col. 63 - Col. 66)	20% of Amount in Col. 67	Provision for Overdue Reinsurance Ceded to Certified Reinsurers (Greater of [Col. 62 + Col. 65] or Col.68; not to Exceed Col. 63)	
Total Authorized, Affiliates, U.S. Intercompany Pooling																		
31-4192970	GRANGE INS CO	XXX	XXX	XXX	XXX	XXX	XXX	XXX	XXX	XXX	XXX	XXX	XXX	XXX	XXX	XXX	XXX	
0199999 - Total Authorized, Affiliates, U.S. Intercompany Pooling																		
0499999 - Total Authorized, Affiliates, U.S. Non-Pool, Total																		
Total Authorized, Other U.S. Unaffiliated Insurers																		
51-0434766	AXIS REINS CO	XXX	XXX	XXX	XXX	XXX	XXX	XXX	XXX	XXX	XXX	XXX	XXX	XXX	XXX	XXX	XXX	
47-0574325	BERKLEY INS CO	XXX	XXX	XXX	XXX	XXX	XXX	XXX	XXX	XXX	XXX	XXX	XXX	XXX	XXX	XXX	XXX	
42-0234980	EMPLOYERS MUT CAS CO	XXX	XXX	XXX	XXX	XXX	XXX	XXX	XXX	XXX	XXX	XXX	XXX	XXX	XXX	XXX	XXX	
35-2293075	ENDURANCE ASSUR CORP	XXX	XXX	XXX	XXX	XXX	XXX	XXX	XXX	XXX	XXX	XXX	XXX	XXX	XXX	XXX	XXX	
22-2005057	EVEREST REINS CO	XXX	XXX	XXX	XXX	XXX	XXX	XXX	XXX	XXX	XXX	XXX	XXX	XXX	XXX	XXX	XXX	
13-2673100	GENERAL REINS CORP	XXX	XXX	XXX	XXX	XXX	XXX	XXX	XXX	XXX	XXX	XXX	XXX	XXX	XXX	XXX	XXX	
06-0384680	HARTFORD STEAM BOIL INSPEC & INS CO	XXX	XXX	XXX	XXX	XXX	XXX	XXX	XXX	XXX	XXX	XXX	XXX	XXX	XXX	XXX	XXX	
13-4924125	MUNICH REINS AMER INC	XXX	XXX	XXX	XXX	XXX	XXX	XXX	XXX	XXX	XXX	XXX	XXX	XXX	XXX	XXX	XXX	
74-2195939	HOUSTON CAS CO	XXX	XXX	XXX	XXX	XXX	XXX	XXX	XXX	XXX	XXX	XXX	XXX	XXX	XXX	XXX	XXX	
13-3138390	NAVIGATORS INS CO	XXX	XXX	XXX	XXX	XXX	XXX	XXX	XXX	XXX	XXX	XXX	XXX	XXX	XXX	XXX	XXX	
13-3031176	PARTNER REINS CO OF THE US	XXX	XXX	XXX	XXX	XXX	XXX	XXX	XXX	XXX	XXX	XXX	XXX	XXX	XXX	XXX	XXX	
23-1641984	QBE REINS CORP	XXX	XXX	XXX	XXX	XXX	XXX	XXX	XXX	XXX	XXX	XXX	XXX	XXX	XXX	XXX	XXX	
52-1952955	RENAISSANCE REINS US INC	XXX	XXX	XXX	XXX	XXX	XXX	XXX	XXX	XXX	XXX	XXX	XXX	XXX	XXX	XXX	XXX	
75-1444207	SCOR REINS CO	XXX	XXX	XXX	XXX	XXX	XXX	XXX	XXX	XXX	XXX	XXX	XXX	XXX	XXX	XXX	XXX	
13-1675535	SWISS REINS AMER CORP	XXX	XXX	XXX	XXX	XXX	XXX	XXX	XXX	XXX	XXX	XXX	XXX	XXX	XXX	XXX	XXX	
13-5616275	TRANSATLANTIC REINS CO	XXX	XXX	XXX	XXX	XXX	XXX	XXX	XXX	XXX	XXX	XXX	XXX	XXX	XXX	XXX	XXX	
0999999 - Total Authorized, Other U.S. Unaffiliated Insurers																		
Total Authorized, Other Non-U.S. Insurers																		
AA-1126033	LLOYD'S SYNDICATE NUMBER 33	XXX	XXX	XXX	XXX	XXX	XXX	XXX	XXX	XXX	XXX	XXX	XXX	XXX	XXX	XXX	XXX	
AA-1126435	LLOYD'S SYNDICATE NUMBER 435	XXX	XXX	XXX	XXX	XXX	XXX	XXX	XXX	XXX	XXX	XXX	XXX	XXX	XXX	XXX	XXX	
AA-1126510	LLOYD'S SYNDICATE NUMBER 510	XXX	XXX	XXX	XXX	XXX	XXX	XXX	XXX	XXX	XXX	XXX	XXX	XXX	XXX	XXX	XXX	
AA-1126623	LLOYD'S SYNDICATE NUMBER 623	XXX	XXX	XXX	XXX	XXX	XXX	XXX	XXX	XXX	XXX	XXX	XXX	XXX	XXX	XXX	XXX	
AA-1127084	LLOYD'S SYNDICATE NUMBER 1084	XXX	XXX	XXX	XXX	XXX	XXX	XXX	XXX	XXX	XXX	XXX	XXX	XXX	XXX	XXX	XXX	
AA-1120156	LLOYD'S SYNDICATE NUMBER 1686	XXX	XXX	XXX	XXX	XXX	XXX	XXX	XXX	XXX	XXX	XXX	XXX	XXX	XXX	XXX	XXX	
AA-1120157	LLOYD'S SYNDICATE NUMBER 1729	XXX	XXX	XXX	XXX	XXX	XXX	XXX	XXX	XXX	XXX	XXX	XXX	XXX	XXX	XXX	XXX	
AA-1120171	Lloyd's Syndicate Number 1856	XXX	XXX	XXX	XXX	XXX	XXX	XXX	XXX	XXX	XXX	XXX	XXX	XXX	XXX	XXX	XXX	
AA-1127861	LLOYD'S SYNDICATE NUMBER 1861	XXX	XXX	XXX	XXX	XXX	XXX	XXX	XXX	XXX	XXX	XXX	XXX	XXX	XXX	XXX	XXX	
AA-1120106	Lloyd's Syndicate Number 1969	XXX	XXX	XXX	XXX	XXX	XXX	XXX	XXX	XXX	XXX	XXX	XXX	XXX	XXX	XXX	XXX	
AA-1128001	LLOYD'S SYNDICATE NUMBER 2001	XXX	XXX	XXX	XXX	XXX	XXX	XXX	XXX	XXX	XXX	XXX	XXX	XXX	XXX	XXX	XXX	
AA-1128003	LLOYD'S SYNDICATE NUMBER 2003	XXX	XXX	XXX	XXX	XXX	XXX	XXX	XXX	XXX	XXX	XXX	XXX	XXX	XXX	XXX	XXX	
AA-1120071	Lloyd's Syndicate Number 2007	XXX	XXX	XXX	XXX	XXX	XXX	XXX	XXX	XXX	XXX	XXX	XXX	XXX	XXX	XXX	XXX	
AA-1128010	LLOYD'S SYNDICATE NUMBER 2010	XXX	XXX	XXX	XXX	XXX	XXX	XXX	XXX	XXX	XXX	XXX	XXX	XXX	XXX	XXX	XXX	
AA-1128623	Lloyd's Syndicate Number 2623	XXX	XXX	XXX	XXX	XXX	XXX	XXX	XXX	XXX	XXX	XXX	XXX	XXX	XXX	XXX	XXX	
AA-1128791	LLOYD'S SYNDICATE NUMBER 2791	XXX	XXX	XXX	XXX	XXX	XXX	XXX	XXX	XXX	XXX	XXX	XXX	XXX	XXX	XXX	XXX	
AA-1128987	Lloyd's Syndicate Number 2987	XXX	XXX	XXX	XXX	XXX	XXX	XXX	XXX	XXX	XXX	XXX	XXX	XXX	XXX	XXX	XXX	
AA-1126004	LLOYD'S SYNDICATE NUMBER 4444	XXX	XXX	XXX	XXX	XXX	XXX	XXX	XXX	XXX	XXX	XXX	XXX	XXX	XXX	XXX	XXX	
AA-3194130	Endurance Specialty Ins Ltd	XXX	XXX	XXX	XXX	XXX	XXX	XXX	XXX	XXX	XXX	XXX	XXX	XXX	XXX	XXX	XXX	
AA-1340125	Hannover Rueck SE	XXX	XXX	XXX	XXX	XXX	XXX	XXX	XXX	XXX	XXX	XXX	XXX	XXX	XXX	XXX	XXX	
AA-1840000	Mapfre Re Compania de Reaseguros SA	XXX	XXX	XXX	XXX	XXX	XXX	XXX	XXX	XXX	XXX	XXX	XXX	XXX	XXX	XXX	XXX	
AA-3190686	Partner Reins Co Ltd	XXX	XXX	XXX	XXX	XXX	XXX	XXX	XXX	XXX	XXX	XXX	XXX	XXX	XXX	XXX	XXX	
AA-3190870	Validus Reins Ltd	XXX	XXX	XXX	XXX	XXX	XXX	XXX	XXX	XXX	XXX	XXX	XXX	XXX	XXX	XXX	XXX	

SCHEDULE F - PART 3 (CONTINUED)

Ceded Reinsurance as of December 31, Current Year (\$000 Omitted)

(Provision for Reinsurance for Certified Reinsurers)

1	2	Provision for Certified Reinsurance													Complete if Col. 52 = "No"; Otherwise Enter 0			69
		54	55	56	57	58	59	60	61	62	63	64	65	66	67	68		
		Certified Reinsurer Rating (1 through 6)	Effective Date of Certified Reinsurer Rating	Percent Collateral Required for Full Credit (0% through 100%)	Catastrophe Recoverables Qualifying for Collateral Deferral	Net Recoverables Subject to Collateral Requirements for Full Credit (Col. 19 - Col. 57)	Dollar Amount of Collateral Required (Col. 56 * Col. 58)	Percent of Collateral Provided for Net Recoverables Subject to Collateral Requirements ((Col. 20 + Col. 21 + Col. 22 + Col.24) / Col. 58)	Percent Credit Allowed on Net Recoverables Subject to Collateral Requirements (Col. 60 / Col. 56, not to exceed 100%)	20% of Recoverable on Paid Losses & LAE Over 90 Days Past Due Amounts in Dispute (Col. 45 * 20%)	Amount of Credit Allowed for Net Recoverables (Col. 57 + [Col. 58 * Col. 61])	Provision for Reinsurance with Certified Reinsurers Due to Collateral Deficiency (Col. 19 - Col. 63)	20% of Recoverable on Paid Losses & LAE Over 90 Days Past Due Amounts Not in Dispute (Col. 47 * 20%)	Total Collateral Provided (Col. 20 + Col. 21 + Col. 22 + Col.24; not to Exceed Col. 63)	Net Unsecured Recoverable for Which Credit is Allowed (Col. 63 - Col. 66)	20% of Amount in Col. 67	Provision for Overdue Reinsurance Ceded to Certified Reinsurers (Greater of [Col. 62 + Col. 65] or Col.68; not to Exceed Col. 63)	
1299999 - Total Authorized, Other Non-U.S. Insurers																		
1499999 - Total Authorized Excluding Protected Cells																		
Total Unauthorized, Other Non-U.S. Insurers																		
AA-9240012	China Prop & Cas Reins Co Ltd	XXX	XXX	XXX	XXX	XXX	XXX	XXX	XXX	XXX	XXX	XXX	XXX	XXX	XXX	XXX	XXX	
AA-1120191	Convex Ins UK Ltd	XXX	XXX	XXX	XXX	XXX	XXX	XXX	XXX	XXX	XXX	XXX	XXX	XXX	XXX	XXX	XXX	
AA-1340028	Devk Ruckversicherungs und Beteiligungs AG	XXX	XXX	XXX	XXX	XXX	XXX	XXX	XXX	XXX	XXX	XXX	XXX	XXX	XXX	XXX	XXX	
AA-3191289	Fidelis Ins Bermuda Ltd	XXX	XXX	XXX	XXX	XXX	XXX	XXX	XXX	XXX	XXX	XXX	XXX	XXX	XXX	XXX	XXX	
AA-1120175	Fidelis Underwriting Ltd	XXX	XXX	XXX	XXX	XXX	XXX	XXX	XXX	XXX	XXX	XXX	XXX	XXX	XXX	XXX	XXX	
AA-5280027	FUBON INS CO LTD	XXX	XXX	XXX	XXX	XXX	XXX	XXX	XXX	XXX	XXX	XXX	XXX	XXX	XXX	XXX	XXX	
AA-3191437	Group Ark Ins Ltd	XXX	XXX	XXX	XXX	XXX	XXX	XXX	XXX	XXX	XXX	XXX	XXX	XXX	XXX	XXX	XXX	
AA-3191190	Hamilton Re Ltd	XXX	XXX	XXX	XXX	XXX	XXX	XXX	XXX	XXX	XXX	XXX	XXX	XXX	XXX	XXX	XXX	
AA-1460080	HELVETIA SCHWEIZERISCHE VERSICHERUNGS	XXX	XXX	XXX	XXX	XXX	XXX	XXX	XXX	XXX	XXX	XXX	XXX	XXX	XXX	XXX	XXX	
AA-5420050	KOREAN REINS CO	XXX	XXX	XXX	XXX	XXX	XXX	XXX	XXX	XXX	XXX	XXX	XXX	XXX	XXX	XXX	XXX	
AA-1440060	LANSFORSKRINGS BOLAG ENS AB	XXX	XXX	XXX	XXX	XXX	XXX	XXX	XXX	XXX	XXX	XXX	XXX	XXX	XXX	XXX	XXX	
AA-1460019	MS Amlin AG	XXX	XXX	XXX	XXX	XXX	XXX	XXX	XXX	XXX	XXX	XXX	XXX	XXX	XXX	XXX	XXX	
AA-1440076	SiriusPoint Intl Ins Corp (publ)	XXX	XXX	XXX	XXX	XXX	XXX	XXX	XXX	XXX	XXX	XXX	XXX	XXX	XXX	XXX	XXX	
AA-5324100	Taiping Reins Co Ltd	XXX	XXX	XXX	XXX	XXX	XXX	XXX	XXX	XXX	XXX	XXX	XXX	XXX	XXX	XXX	XXX	
2699999 - Total Unauthorized, Other Non-U.S. Insurers																		
2899999 - Total Unauthorized Excluding Protected Cells																		
Total Certified, Other Non-U.S. Insurers																		
CR-3194126	Arch Reins Ltd	3	07/01/2015	20.000		385	77	20.000	100.000		385	-	-	-	-	-	-	
CR-3190770	Chubb Tempest Reins Ltd	2	11/19/2020	10.000		31	3	10.000	100.000		31	-	-	-	-	-	-	
CR-3190875	Hiscox Ins Co (Bermuda) Ltd	3	08/04/2021	20.000		165	33	20.000	100.000		165	-	-	-	-	-	-	
CR-1460023	RenaissanceRe Europe AG	3	01/01/2016	20.000				-	-			-	-	-	-	-	-	
CR-3191315	XL Bermuda Ltd	2	11/24/2020	10.000		120	12	10.000	100.000		120	-	-	-	-	-	-	
4099999 - Total Certified, Other Non-U.S. Insurers																		
4299999 - Total Certified Excluding Protected Cells																		
5799999 - Total Authorized, Unauthorized, Reciprocal Jurisdiction and Certified Excluding Protected Cells																		
9999999 - Totals																		

25.1

SCHEDULE F - PART 3 (CONTINUED)
 Ceded Reinsurance as of December 31, Current Year (\$000 Omitted)
 (Total Provision for Reinsurance)

1	2	70	Provision for Unauthorized Reinsurance		Provision for Overdue Authorized and Reciprocal Jurisdiction Reinsurance		Total Provision for Reinsurance			
			71	72	73	74	75	76	77	78
ID Number From Col. 1	Name of Reinsurer From Col. 3	20% of Recoverable on Paid Losses & LAE Over 90 Days Past Due Amounts Not in Dispute (Col. 47 * 20%)	Provision for Reinsurance with Unauthorized Reinsurers Due to Collateral Deficiency (Col. 26)	Provision for Overdue Reinsurance from Unauthorized Reinsurers and Amounts in Dispute (Col. 70 + 20% of the Amount in Col. 16)	Complete if Col. 52 = "Yes"; Otherwise Enter 0 20% of Recoverable on Paid Losses & LAE Over 90 Days Past Due Amounts Not in Dispute + 20% of Amounts in Dispute [(Col. 47 * 20%) + (Col. 45 * 20%)]	Complete if Col. 52 = "No"; Otherwise Enter 0 Greater of 20% of Net Recoverable Net of Funds Held & Collateral, or 20% of Recoverable on Paid Losses & LAE Over 90 Days Past Due (Greater of Col 26 * 20% or [Cols. 40 + 41] * 20%)	Provision for Amounts Ceded to Authorized and Reciprocal Jurisdiction Reinsurers (Cols. 73 + 74)	Provision for Amounts Ceded to Unauthorized Reinsurers (Cols. 71 + 72 Not in Excess of Col. 15)	Provision for Amounts Ceded to Certified Reinsurers (Cols. 64 + 69)	Total Provision for Reinsurance (Cols. 75 + 76 + 77)
Total Authorized, Affiliates, U.S. Intercompany Pooling										
31-4192970	GRANGE INS CO	-	XXX	XXX	-	-	-	XXX	XXX	-
0199999 - Total Authorized, Affiliates, U.S. Intercompany Pooling										
Total Authorized, Other U.S. Unaffiliated Insurers										
51-0434766	AXIS REINS CO	-	XXX	XXX	-	-	-	XXX	XXX	-
47-0574325	BERKLEY INS CO	-	XXX	XXX	-	-	-	XXX	XXX	-
42-0234980	EMPLOYERS MUT CAS CO	-	XXX	XXX	-	-	-	XXX	XXX	-
35-2293075	ENDURANCE ASSUR CORP	-	XXX	XXX	-	-	-	XXX	XXX	-
22-2005057	EVEREST REINS CO	-	XXX	XXX	-	-	-	XXX	XXX	-
13-2673100	GENERAL REINS CORP	-	XXX	XXX	-	-	-	XXX	XXX	-
06-0384680	HARTFORD STEAM BOIL INSPEC & INS CO	-	XXX	XXX	-	-	-	XXX	XXX	-
13-4924125	MUNICH REINS AMER INC	-	XXX	XXX	-	-	-	XXX	XXX	-
74-2195939	HOUSTON CAS CO	-	XXX	XXX	-	-	-	XXX	XXX	-
13-3138390	NAVIGATORS INS CO	-	XXX	XXX	-	-	-	XXX	XXX	-
13-3031176	PARTNER REINS CO OF THE US	-	XXX	XXX	-	-	-	XXX	XXX	-
23-1641984	QBE REINS CORP	-	XXX	XXX	-	-	-	XXX	XXX	-
52-1952955	RENAISSANCE REINS US INC	-	XXX	XXX	-	-	-	XXX	XXX	-
75-1444207	SCOR REINS CO	-	XXX	XXX	-	-	-	XXX	XXX	-
13-1675535	SWISS REINS AMER CORP	-	XXX	XXX	-	-	-	XXX	XXX	-
13-5616275	TRANSATLANTIC REINS CO	-	XXX	XXX	-	-	-	XXX	XXX	-
0999999 - Total Authorized, Other U.S. Unaffiliated Insurers										
Total Authorized, Other Non-U.S. Insurers										
AA-1126033	LLOYD'S SYNDICATE NUMBER 33	-	XXX	XXX	-	-	-	XXX	XXX	-
AA-1126435	LLOYD'S SYNDICATE NUMBER 435	-	XXX	XXX	-	-	-	XXX	XXX	-
AA-1126510	LLOYD'S SYNDICATE NUMBER 510	-	XXX	XXX	-	-	-	XXX	XXX	-
AA-1126623	LLOYD'S SYNDICATE NUMBER 623	-	XXX	XXX	-	-	-	XXX	XXX	-
AA-1127084	LLOYD'S SYNDICATE NUMBER 1084	-	XXX	XXX	-	-	-	XXX	XXX	-
AA-1120156	LLOYD'S SYNDICATE NUMBER 1686	-	XXX	XXX	-	-	-	XXX	XXX	-
AA-1120157	LLOYD'S SYNDICATE NUMBER 1729	-	XXX	XXX	-	-	-	XXX	XXX	-
AA-1120171	Lloyd's Syndicate Number 1856	-	XXX	XXX	-	-	-	XXX	XXX	-
AA-1127861	LLOYD'S SYNDICATE NUMBER 1861	-	XXX	XXX	-	-	-	XXX	XXX	-
AA-1120106	Lloyd's Syndicate Number 1969	-	XXX	XXX	-	-	-	XXX	XXX	-
AA-1128001	LLOYD'S SYNDICATE NUMBER 2001	-	XXX	XXX	-	-	-	XXX	XXX	-
AA-1128003	LLOYD'S SYNDICATE NUMBER 2003	-	XXX	XXX	-	-	-	XXX	XXX	-
AA-1120071	Lloyd's Syndicate Number 2007	-	XXX	XXX	-	-	-	XXX	XXX	-
AA-1128010	LLOYD'S SYNDICATE NUMBER 2010	-	XXX	XXX	-	-	-	XXX	XXX	-
AA-1128623	Lloyd's Syndicate Number 2623	-	XXX	XXX	-	-	-	XXX	XXX	-
AA-1128791	LLOYD'S SYNDICATE NUMBER 2791	-	XXX	XXX	-	-	-	XXX	XXX	-
AA-1128987	Lloyd's Syndicate Number 2987	-	XXX	XXX	-	-	-	XXX	XXX	-
AA-1126004	LLOYD'S SYNDICATE NUMBER 4444	-	XXX	XXX	-	-	-	XXX	XXX	-
AA-3194130	Endurance Specialty Ins Ltd	-	XXX	XXX	-	-	-	XXX	XXX	-
AA-1340125	Hannover Rueck SE	-	XXX	XXX	-	-	-	XXX	XXX	-
AA-1840000	Mapfre Re Compania de Reasegueros SA	-	XXX	XXX	-	-	-	XXX	XXX	-
AA-3190686	Partner Reins Co Ltd	-	XXX	XXX	-	-	-	XXX	XXX	-
AA-3190870	Validus Reins Ltd	-	XXX	XXX	-	-	-	XXX	XXX	-
1299999 - Total Authorized, Other Non-U.S. Insurers										

SCHEDULE F - PART 3 (CONTINUED)
 Ceded Reinsurance as of December 31, Current Year (\$000 Omitted)
 (Total Provision for Reinsurance)

1	2	70	Provision for Unauthorized Reinsurance		Provision for Overdue Authorized and Reciprocal Jurisdiction Reinsurance		Total Provision for Reinsurance			
			71	72	73	74	75	76	77	78
ID Number From Col. 1	Name of Reinsurer From Col. 3	20% of Recoverable on Paid Losses & LAE Over 90 Days Past Due Amounts Not in Dispute (Col. 47 * 20%)	Provision for Reinsurance with Unauthorized Reinsurers Due to Collateral Deficiency (Col. 26)	Provision for Overdue Reinsurance from Unauthorized Reinsurers and Amounts in Dispute (Col. 70 + 20% of the Amount in Col. 16)	Complete if Col. 52 = "Yes"; Otherwise Enter 0 20% of Recoverable on Paid Losses & LAE Over 90 Days Past Due Amounts Not in Dispute + 20% of Amounts in Dispute [(Col. 47 * 20%) + (Col. 45 * 20%)]	Complete if Col. 52 = "No"; Otherwise Enter 0 Greater of 20% of Net Recoverable Net of Funds Held & Collateral, or 20% of Recoverable on Paid Losses & LAE Over 90 Days Past Due (Greater of Col 26 * 20% or [Cols. 40 + 41] * 20%)	Provision for Amounts Ceded to Authorized and Reciprocal Jurisdiction Reinsurers (Cols. 73 + 74)	Provision for Amounts Ceded to Unauthorized Reinsurers (Cols. 71 + 72 Not in Excess of Col. 15)	Provision for Amounts Ceded to Certified Reinsurers (Cols. 64 + 69)	Total Provision for Reinsurance (Cols. 75 + 76 + 77)
1499999 - Total Authorized Excluding Protected Cells										
Total Unauthorized, Other Non-U.S. Insurers										
AA-9240012	China Prop & Cas Reins Co Ltd	-	-	-	XXX	XXX	XXX	-	XXX	-
AA-1120191	Convex Ins UK Ltd	-	-	-	XXX	XXX	XXX	-	XXX	-
AA-1340028	Devk Ruckversicherungs und Beteiligungs AG	-	-	-	XXX	XXX	XXX	-	XXX	-
AA-3191289	Fidelis Ins Bermuda Ltd	-	-	-	XXX	XXX	XXX	-	XXX	-
AA-1120175	Fidelis Underwriting Ltd	-	-	-	XXX	XXX	XXX	-	XXX	-
AA-5280027	FUBON INS CO LTD	-	-	-	XXX	XXX	XXX	-	XXX	-
AA-3191437	Group Ark Ins Ltd	-	-	-	XXX	XXX	XXX	-	XXX	-
AA-3191190	Hamilton Re Ltd	-	-	-	XXX	XXX	XXX	-	XXX	-
AA-1460080	HELVETIA SCHWEIZERISCHE VERSICHERUNGS	-	-	-	XXX	XXX	XXX	-	XXX	-
AA-5420050	KOREAN REINS CO	-	-	-	XXX	XXX	XXX	-	XXX	-
AA-1440060	LANSFORSKRINGS BOLAG ENS AB	-	-	-	XXX	XXX	XXX	-	XXX	-
AA-1460019	MS Amlin AG	-	-	-	XXX	XXX	XXX	-	XXX	-
AA-1440076	SiriusPoint Intl Ins Corp (publ)	-	-	-	XXX	XXX	XXX	-	XXX	-
AA-5324100	Taiping Reins Co Ltd	-	-	-	XXX	XXX	XXX	-	XXX	-
2699999 - Total Unauthorized, Other Non-U.S. Insurers										
Total Certified, Other Non-U.S. Insurers										
CR-3194126	Arch Reins Ltd	XXX	XXX	XXX	XXX	XXX	XXX	XXX	-	-
CR-3190770	Chubb Tempest Reins Ltd	XXX	XXX	XXX	XXX	XXX	XXX	XXX	-	-
CR-3190875	Hiscox Ins Co (Bermuda) Ltd	XXX	XXX	XXX	XXX	XXX	XXX	XXX	-	-
CR-1460023	RenaissanceRe Europe AG	XXX	XXX	XXX	XXX	XXX	XXX	XXX	-	-
CR-3191315	XL Bermuda Ltd	XXX	XXX	XXX	XXX	XXX	XXX	XXX	-	-
4099999 - Total Certified, Other Non-U.S. Insurers										
4299999 - Total Certified Excluding Protected Cells										
5799999 - Total Authorized, Unauthorized, Reciprocal Jurisdiction and Certified Excluding Protected Cells										
9999999 - Totals										

SCHEDULE F - PART 4

Issuing or Confirming Banks for Letters of Credit from Schedule F, Part 3 (\$000 Omitted)

1 Issuing or Confirming Bank Reference Number Used in Col. 23 of Sch F Part 3	2 Letters of Credit Code	3 American Bankers Association (ABA) Routing Number	4 Issuing or Confirming Bank Name	5 Letters of Credit Amount
1	1	026004226	Societe Generale	33
2	1	026009632	MUFG Bank	12
3	1	981390502	Lloyds Corporate Markets	63
4	1	021000089	Citibank	3
5	1	026009917	Australia & New Zealand Banking Group	49
6	1	026009593	Bank of America	77
7	1	021000089	Citibank	26
8	1	073000228	Wells Fargo	6
9	1	026002574	Barclays	36
10	1	021000089	Citibank	32
11	1	026008044	Commerzbank	33
12	1	021000089	Citibank	-
9999999 - Totals				370

SCHEDULE F - PART 5

Interrogatories for Schedule F, Part 3 (000 Omitted)

A. Report the five largest provisional commission rates included in the cedant's reinsurance treaties. The commission rate to be reported is by contract with ceded premium in excess of \$50,000:

	1 Name of Reinsurer	2 Commission Rate	3 Ceded Premium
1.	GRANGE INS CO.....		27,298
2.	HARTFORD STEAM BOIL INSPEC & INS CO.....		675
3.	SWISS REINS AMER CORP.....		153
4.	HANNOVER REUCK SE.....		91
5.	MUNICH REINS AMER INC.....		69

B. Report the five largest reinsurance recoverables reported in Schedule F, Part 3, Column 15, due from any one reinsurer (based on-the total recoverables, Schedule F, Part 3, Line 9999999, Column 15, the amount of ceded premium, and indicate whether the recoverables are due from an affiliated insurer.

	1 Name of Reinsurer	2 Total Recoverables	3 Ceded Premiums	4 Affiliated
6.	GRANGE INSURANCE COMPANY.....	19,092	27,298	YES
7.	ARCH REINSURANCE LTD.....	385	27	NO
8.	SWISS REINSURANCE AMER CORP.....	308	153	NO
9.	HARTFORD STEAM BOILER INSPEC & INS CO.....	287	675	NO
10.	MUNICH REINSURANCE AMER INC.....	191	69	NO

NOTE: Disclosure of the five largest provisional commission rates should exclude mandatory pools and joint underwriting associations.

SCHEDULE F - PART 6

Restatement of Balance Sheet to Identify Net Credit for Reinsurance

	1	2	3
	As Reported (Net of Ceded)	Restatement Adjustments	Restated (Gross of Ceded)
ASSETS (Page 2, Col. 3)			
1. Cash and invested assets (Line 12)	4,975,269		4,975,269
2. Premiums and considerations (Line 15)			
3. Reinsurance recoverable on loss and loss adjustment expense payments (Line 16.1)			
4. Funds held by or deposited with reinsured companies (Line 16.2)			
5. Other assets	359,453		359,453
6. Net amount recoverable from reinsurers		21,986,283	21,986,283
7. Protected cell assets (Line 27)			
8. Totals (Line 28)	5,334,722	21,986,283	27,321,005
LIABILITIES (Page 3)			
9. Losses and loss adjustment expenses (Lines 1 through 3)	—	7,181,613	7,181,613
10. Taxes, expenses, and other obligations (Lines 4 through 8)	13,825		13,825
11. Unearned premiums (Line 9)		14,804,670	14,804,670
12. Advance premiums (Line 10)			
13. Dividends declared and unpaid (Line 11.1 and 11.2)			
14. Ceded reinsurance premiums payable (net of ceding commissions) (Line 12)			
15. Funds held by company under reinsurance treaties (Line 13)			
16. Amounts withheld or retained by company for account of others (Line 14)			
17. Provision for reinsurance (Line 16)			
18. Other liabilities	(1,538)		(1,538)
19. Total liabilities excluding protected cell business (Line 26)	12,287	21,986,283	21,998,570
20. Protected cell liabilities (Line 27)			
21. Surplus as regards policyholders (Line 37)	5,322,435	XXX	5,322,435
22. Totals (Line 38)	5,334,722	21,986,283	27,321,005

NOTE: Is the restatement of this exhibit the result of grossing up balances ceded to affiliates under 100 percent reinsurance or pooling arrangements? YES
If yes, give full explanation: The Company participates in a 100% pooling agreement that includes Integrity Insurance Company and Grange Insurance Company and their collective insurance subsidiaries.

(30) Schedule H - Part 1

NONE

(30) Write-Ins for Line 11 - Deductions

NONE

(31) Schedule H - Part 2 - Reserves and Liabilities

NONE

(31) Schedule H - Part 3 - Test of Prior Year's Claim Reserves and Liabilities

NONE

(31) Schedule H - Part 4 - Reinsurance

NONE

(32) Schedule H - Part 5

NONE

(35) Schedule P - Part 1A - Columns 1 to 12

NONE

(35) Schedule P - Part 1A - Columns 13 to 25

NONE

(35) Schedule P - Part 1A - Columns 26 to 36

NONE

(36) Schedule P - Part 1B - Columns 1 to 12

NONE

(36) Schedule P - Part 1B - Columns 13 to 25

NONE

(36) Schedule P - Part 1B - Columns 26 to 36

NONE

(37) Schedule P - Part 1C - Columns 1 to 12

NONE

(37) Schedule P - Part 1C - Columns 13 to 25

NONE

(37) Schedule P - Part 1C - Columns 26 to 36

NONE

(38) Schedule P - Part 1D - Columns 1 to 12

NONE

(38) Schedule P - Part 1D - Columns 13 to 25

NONE

(38) Schedule P - Part 1D - Columns 26 to 36

NONE

(39) Schedule P - Part 1E - Columns 1 to 12

NONE

(39) Schedule P - Part 1E - Columns 13 to 25

NONE

(39) Schedule P - Part 1E - Columns 26 to 36

NONE

(40) Schedule P - Part 1F - Section 1 - Columns 1 to 12

NONE

(40) Schedule P - Part 1F - Section 1 - Columns 13 to 25

NONE

(40) Schedule P - Part 1F - Section 1 - Columns 26 to 36

NONE

(41) Schedule P - Part 1F - Section 2 - Columns 1 to 12

NONE

(41) Schedule P - Part 1F - Section 2 - Columns 13 to 25

NONE

(41) Schedule P - Part 1F - Section 2 - Columns 26 to 36

NONE

(42) Schedule P - Part 1G - Columns 1 to 12

NONE

(42) Schedule P - Part 1G - Columns 13 to 25

NONE

(42) Schedule P - Part 1G - Columns 26 to 36

NONE

(43) Schedule P - Part 1H - Section 1 - Columns 1 to 12

NONE

(43) Schedule P - Part 1H - Section 1 - Columns 13 to 25

NONE

(43) Schedule P - Part 1H - Section 1 - Columns 26 to 36

NONE

(44) Schedule P - Part 1H - Section 2 - Columns 1 to 12

NONE

(44) Schedule P - Part 1H - Section 2 - Columns 13 to 25

NONE

(44) Schedule P - Part 1H - Section 2 - Columns 26 to 36

NONE

(45) Schedule P - Part 1I - Columns 1 to 12

NONE

(45) Schedule P - Part 1I - Columns 13 to 25

NONE

(45) Schedule P - Part 1I - Columns 26 to 36

NONE

(46) Schedule P - Part 1J - Columns 1 to 12

NONE

(46) Schedule P - Part 1J - Columns 13 to 25

NONE

(46) Schedule P - Part 1J - Columns 26 to 36

NONE

(47) Schedule P - Part 1K - Columns 1 to 12

NONE

(47) Schedule P - Part 1K - Columns 13 to 25

NONE

(47) Schedule P - Part 1K - Columns 26 to 36

NONE

(48) Schedule P - Part 1L - Columns 1 to 12

NONE

(48) Schedule P - Part 1L - Columns 13 to 25

NONE

(48) Schedule P - Part 1L - Columns 26 to 36

NONE

(49) Schedule P - Part 1M - Columns 1 to 12

NONE

(49) Schedule P - Part 1M - Columns 13 to 25

NONE

(49) Schedule P - Part 1M - Columns 26 to 36

NONE

(50) Schedule P - Part 1N - Columns 1 to 12

NONE

(50) Schedule P - Part 1N - Columns 13 to 25

NONE

(50) Schedule P - Part 1N - Columns 26 to 36

NONE

(51) Schedule P - Part 1O - Columns 1 to 12

NONE

(51) Schedule P - Part 1O - Columns 13 to 25

NONE

(51) Schedule P - Part 1O - Columns 26 to 36

NONE

(52) Schedule P - Part 1P - Columns 1 to 12

NONE

(52) Schedule P - Part 1P - Columns 13 to 25

NONE

(52) Schedule P - Part 1P - Columns 26 to 36

NONE

(53) Schedule P - Part 1R - Section 1 - Columns 1 to 12

NONE

(53) Schedule P - Part 1R - Section 1 - Columns 13 to 25

NONE

(53) Schedule P - Part 1R - Section 1 - Columns 26 to 36

NONE

(54) Schedule P - Part 1R - Section 2 - Columns 1 to 12

NONE

(54) Schedule P - Part 1R - Section 2 - Columns 13 to 25

NONE

(54) Schedule P - Part 1R - Section 2 - Columns 26 to 36

NONE

(55) Schedule P - Part 1S - Columns 1 to 12

NONE

(55) Schedule P - Part 1S - Columns 13 to 25

NONE

(55) Schedule P - Part 1S - Columns 26 to 36

NONE

(56) Schedule P - Part 1T - Columns 1 to 12

NONE

(56) Schedule P - Part 1T - Columns 13 to 25

NONE

(56) Schedule P - Part 1T - Columns 26 to 36

NONE

(57) Schedule P - Part 2A - Homeowners/Farmowners

NONE

(57) Schedule P - Part 2B - Private Passenger Auto Liability/Medical

NONE

(57) Schedule P - Part 2C - Commercial Auto/Truck Liability/Medical

NONE

(57) Schedule P - Part 2D - Workers' Compensation (Excluding Excess Workers' Compensation)

NONE

(57) Schedule P - Part 2E - Commercial Multiple Peril

NONE

(58) Schedule P - Part 2F - Section 1 - Medical Professional Liability - Occurrence

NONE

(58) Schedule P - Part 2F - Section 2 - Medical Professional Liability - Claims-Made

NONE

(58) Schedule P - Part 2G - Special Liability (Ocean Marine, Aircraft (All Perils), Boiler and Machinery)

NONE

(58) Schedule P - Part 2H - Section 1 - Other Liability - Occurrence

NONE

(58) Schedule P - Part 2H - Section 2 - Other Liability - Claims-Made

NONE

(59) Schedule P - Part 2I - Special Property (Fire, Allied Lines, Inland Marine, Earthquake, Burglary & Theft)

NONE

(59) Schedule P - Part 2J - Auto Physical Damage

NONE

(59) Schedule P - Part 2K - Fidelity, Surety

NONE

(59) Schedule P - Part 2L - Other (Including Credit, Accident and Health)

NONE

(59) Schedule P - Part 2M - International

NONE

(60) Schedule P - Part 2N - Reinsurance - Non Proportional Assumed Property

NONE

(60) Schedule P - Part 2O - Reinsurance - Non Proportional Assumed Liability

NONE

(60) Schedule P - Part 2P - Reinsurance - Non Proportional Assumed Financial Lines

NONE

(61) Schedule P - Part 2R - Section 1 - Products Liability - Occurrence

NONE

(61) Schedule P - Part 2R - Section 2 - Products Liability - Claims-Made

NONE

(61) Schedule P - Part 2S - Financial Guaranty/Mortgage Guaranty

NONE

(61) Schedule P - Part 2T - Warranty

NONE

(62) Schedule P - Part 3A - Homeowners/Farmowners

NONE

(62) Schedule P - Part 3B - Private Passenger Auto Liability/Medical

NONE

(62) Schedule P - Part 3C - Commercial Auto/Truck Liability/Medical

NONE

(62) Schedule P - Part 3D - Workers' Compensation (Excluding Excess Workers' Compensation)

NONE

(62) Schedule P - Part 3E - Commercial Multiple Peril

NONE

(63) Schedule P - Part 3F - Section 1 - Medical Professional Liability - Occurrence

NONE

(63) Schedule P - Part 3F - Section 2 - Medical Professional Liability - Claims-Made

NONE

(63) Schedule P - Part 3G - Special Liability (Ocean Marine, Aircraft (All Perils), Boiler and Machinery)

NONE

(63) Schedule P - Part 3H - Section 1 - Other Liability - Occurrence

NONE

(63) Schedule P - Part 3H - Section 2 - Other Liability - Claims-Made

NONE

(64) Schedule P - Part 3I - Special Property (Fire, Allied Lines, Inland Marine, Earthquake, Burglary & Theft)

NONE

(64) Schedule P - Part 3J - Auto Physical Damage

NONE

(64) Schedule P - Part 3K - Fidelity/Surety

NONE

(64) Schedule P - Part 3L - Other (Including Credit, Accident and Health)

NONE

(64) Schedule P - Part 3M - International

NONE

(65) Schedule P - Part 3N - Reinsurance - Non Proportional Assumed Property

NONE

(65) Schedule P - Part 3O - Reinsurance - Non Proportional Assumed Liability

NONE

(65) Schedule P - Part 3P - Reinsurance - Non Proportional Assumed Financial Lines

NONE

(66) Schedule P - Part 3R - Section 1 - Products Liability - Occurrence

NONE

(66) Schedule P - Part 3R - Section 2 - Products Liability - Claims-Made

NONE

(66) Schedule P - Part 3S - Financial Guaranty/Mortgage Guaranty

NONE

(66) Schedule P - Part 3T - Warranty

NONE

(67) Schedule P - Part 4A - Homeowners/Farmowners

NONE

(67) Schedule P - Part 4B - Private Passenger Auto Liability/Medical

NONE

(67) Schedule P - Part 4C - Commercial Auto/Truck Liability/Medical

NONE

(67) Schedule P - Part 4D - Workers' Compensation (Excluding Excess Workers' Compensation)

NONE

(67) Schedule P - Part 4E - Commercial Multiple Peril

NONE

(68) Schedule P - Part 4F - Section 1 - Medical Professional Liability - Occurrence

NONE

(68) Schedule P - Part 4F - Section 2 - Medical Professional Liability - Claims-Made

NONE

(68) Schedule P - Part 4G - Special Liability (Ocean Marine, Aircraft (All Perils), Boiler and Machinery)

NONE

(68) Schedule P - Part 4H - Section 1 - Other Liability - Occurrence

NONE

(68) Schedule P - Part 4H - Section 2 - Other Liability - Claims-Made

NONE

(69) Schedule P - Part 4I - Special Property (Fire, Allied Lines, Inland Marine, Earthquake, Burglary & Theft)

NONE

(69) Schedule P - Part 4J - Auto Physical Damage

NONE

(69) Schedule P - Part 4K - Fidelity/Surety

NONE

(69) Schedule P - Part 4L - Other (Including Credit, Accident and Health)

NONE

(69) Schedule P - Part 4M - International

NONE

(70) Schedule P - Part 4N - Reinsurance - Non Proportional Assumed Property

NONE

(70) Schedule P - Part 4O - Reinsurance - Non Proportional Assumed Liability

NONE

(70) Schedule P - Part 4P - Reinsurance - Non Proportional Assumed Financial Lines

NONE

(71) Schedule P - Part 4R - Section 1 - Products Liability - Occurrence

NONE

(71) Schedule P - Part 4R - Section 2 - Products Liability - Claims-Made

NONE

(71) Schedule P - Part 4S - Financial Guaranty/Mortgage Guaranty

NONE

(71) Schedule P - Part 4T - Warranty

NONE

(72) Schedule P - Part 5A - Section 1

NONE

(72) Schedule P - Part 5A - Section 2

NONE

(72) Schedule P - Part 5A - Section 3

NONE

(73) Schedule P - Part 5B - Section 1

NONE

(73) Schedule P - Part 5B - Section 2

NONE

(73) Schedule P - Part 5B - Section 3

NONE

(74) Schedule P - Part 5C - Section 1

NONE

(74) Schedule P - Part 5C - Section 2

NONE

(74) Schedule P - Part 5C - Section 3

NONE

(75) Schedule P - Part 5D - Section 1

NONE

(75) Schedule P - Part 5D - Section 2

NONE

(75) Schedule P - Part 5D - Section 3

NONE

(76) Schedule P - Part 5E - Section 1

NONE

(76) Schedule P - Part 5E - Section 2

NONE

(76) Schedule P - Part 5E - Section 3

NONE

(77) Schedule P - Part 5F - Section 1A

NONE

(77) Schedule P - Part 5F - Section 2A

NONE

(77) Schedule P - Part 5F - Section 3A

NONE

(78) Schedule P - Part 5F - Section 1B

NONE

(78) Schedule P - Part 5F - Section 2B

NONE

(78) Schedule P - Part 5F - Section 3B

NONE

(79) Schedule P - Part 5H - Section 1A

NONE

(79) Schedule P - Part 5H - Section 2A

NONE

(79) Schedule P - Part 5H - Section 3A

NONE

(80) Schedule P - Part 5H - Section 1B

NONE

(80) Schedule P - Part 5H - Section 2B

NONE

(80) Schedule P - Part 5H - Section 3B

NONE

(81) Schedule P - Part 5R - Section 1A

NONE

(81) Schedule P - Part 5R - Section 2A

NONE

(81) Schedule P - Part 5R - Section 3A

NONE

(82) Schedule P - Part 5R - Section 1B

NONE

(82) Schedule P - Part 5R - Section 2B

NONE

(82) Schedule P - Part 5R - Section 3B

NONE

(83) Schedule P - Part 5T - Section 1

NONE

(83) Schedule P - Part 5T - Section 2

NONE

(83) Schedule P - Part 5T - Section 3

NONE

(84) Schedule P - Part 6C - Commercial Auto/Truck Liability/Medical - Section 1

NONE

(84) Schedule P - Part 6C - Commercial Auto/Truck Liability/Medical - Section 2

NONE

(84) Schedule P - Part 6D - Workers' Compensation (Excluding Excess Workers' Compensation) - Section 1

NONE

(84) Schedule P - Part 6D - Workers' Compensation (Excluding Excess Workers' Compensation) - Section 2

NONE

(85) Schedule P - Part 6E - Commercial Multiple Peril - Section 1

NONE

(85) Schedule P - Part 6E - Commercial Multiple Peril - Section 2

NONE

(85) Schedule P - Part 6H - Other Liability - Occurrence - Section 1A

NONE

(85) Schedule P - Part 6H - Other Liability - Occurrence - Section 2A

NONE

(86) Schedule P - Part 6H - Other Liability - Claims-Made - Section 1B

NONE

(86) Schedule P - Part 6H - Other Liability - Claims-Made - Section 2B

NONE

(86) Schedule P - Part 6M - International - Section 1

NONE

(86) Schedule P - Part 6M - International - Section 2

NONE

(87) Schedule P - Part 6N - Nonproportional Assumed Property - Section 1

NONE

(87) Schedule P - Part 6N - Nonproportional Assumed Property - Section 2

NONE

(87) Schedule P - Part 6O - Nonproportional Assumed Liability - Section 1

NONE

(87) Schedule P - Part 6O - Nonproportional Assumed Liability - Section 2

NONE

(88) Schedule P - Part 6R - Products Liability - Occurrence - Section 1A

NONE

(88) Schedule P - Part 6R - Products Liability - Occurrence - Section 2A

NONE

(88) Schedule P - Part 6R - Products Liability - Claims-Made - Section 1B

NONE

(88) Schedule P - Part 6R - Products Liability - Claims-Made - Section 2B

NONE

(89) Schedule P - Part 7A - Primary Loss Sensitive Contracts - Section 1

NONE

(89) Schedule P - Part 7A - Primary Loss Sensitive Contracts - Section 2

NONE

(89) Schedule P - Part 7A - Primary Loss Sensitive Contracts - Section 3

NONE

(90) Schedule P - Part 7A - Primary Loss Sensitive Contracts - Section 4

NONE

(90) Schedule P - Part 7A - Primary Loss Sensitive Contracts - Section 5

NONE

(91) Schedule P - Part 7B - Reinsurance Loss Sensitive Contracts - Section 1

NONE

(91) Schedule P - Part 7B - Reinsurance Loss Sensitive Contracts - Section 2

NONE

(91) Schedule P - Part 7B - Reinsurance Loss Sensitive Contracts - Section 3

NONE

(92) Schedule P - Part 7B - Reinsurance Loss Sensitive Contracts - Section 4

NONE

(92) Schedule P - Part 7B - Reinsurance Loss Sensitive Contracts - Section 5

NONE

(92) Schedule P - Part 7B - Reinsurance Loss Sensitive Contracts - Section 6

NONE

(92) Schedule P - Part 7B - Reinsurance Loss Sensitive Contracts - Section 7

NONE

SCHEDULE P INTERROGATORIES

1. The following questions relate to yet-to-be-issued Extended Reporting Endorsements (EREs) arising from Death, Disability, or Retirement (DDR) provisions in Medical Professional Liability Claims Made insurance policies. EREs provided for reasons other than DDR are not to be included.
 - 1.1. Does the company issue Medical Professional Liability Claims Made insurance policies that provide tail (also known as an extended reporting endorsement, or "ERE") benefits in the event of Death, Disability, or Retirement (DDR) at a reduced charge or at no additional cost? If the answer to question 1.1 is "no", leave the following questions blank. If the answer to question 1.1 is "yes", please answer the following questions:..... NO.....
 - 1.2. What is the total amount of the reserve for that provision (DDR Reserve), as reported, explicitly or not, elsewhere in this statement (in dollars)?..... \$.....
 - 1.3. Does the company report any DDR reserve as Unearned Premium Reserve per SSAP No. 65?.....
 - 1.4. Does the company report any DDR reserve as loss or loss adjustment expense reserve?.....
 - 1.5. If the company reports DDR reserve as Unearned Premium Reserve, does that amount match the figure on the Underwriting and Investment Exhibit, Part 1A - Recapitulation of all Premiums (Page 7) Column 2, Lines 11.1 plus 11.2?.....

1.6 If the company reports DDR reserve as loss or loss adjustment expense reserve, please complete the following table corresponding to where these reserves are reported in Schedule P:

Years in Which Premiums Were Earned and Losses Were Incurred	DDR Reserve Included in Schedule P, Part 1F, Medical Professional Liability Column 24: Total Net Losses and Expenses Unpaid	
	1 Section 1: Occurrence	2 Section 2: Claims-Made
1.601 Prior.....		
1.602 2012.....		
1.603 2013.....		
1.604 2014.....		
1.605 2015.....		
1.606 2016.....		
1.607 2017.....		
1.608 2018.....		
1.609 2019.....		
1.610 2020.....		
1.611 2021.....		
1.612 Totals.....		

2. The definition of allocated loss adjustment expenses (ALAE) and, therefore, unallocated loss adjustment expenses (ULAE) was changed effective January 1, 1998. This change in definition applies to both paid and unpaid expenses. Are these expenses (now reported as "Defense and Cost Containment" and "Adjusting and Other") reported in compliance with these definitions in this statement?..... YES.....
3. The Adjusting and Other expense payments and reserves should be allocated to the years in which the losses were incurred based on the number of claims reported, closed and outstanding in those years. When allocating Adjusting and Other expense between companies in a group or a pool, the Adjusting and Other expense should be allocated in the same percentage used for the loss amounts and the claim counts. For reinsurers, Adjusting and Other expense assumed should be reported according to the reinsurance contract. For Adjusting and Other expense incurred by reinsurers, or in those situations where suitable claim count information is not available, Adjusting and Other expense should be allocated by a reasonable method determined by the company and described in Interrogatory 7, below. Are they so reported in this Statement?..... YES.....
4. Do any lines in Schedule P include reserves that are reported gross of any discount to present value of future payments, and that are reported net of such discounts on Page 10?..... NO.....
If yes, proper disclosure must be made in the Notes to Financial Statements, as specified in the Instructions. Also, the discounts must be reported in Schedule P - Part 1, Columns 32 and 33.
Schedule P must be completed gross of non-tabular discounting. Work papers relating to discount calculations must be available for examination upon request.
Discounting is allowed only if expressly permitted by the state insurance department to which this Annual Statement is being filed.
5. What were the net premiums (in thousands of dollars) in force at the end of the year for:
 - 5.1. Fidelity..... \$.....
 - 5.2. Surety..... \$.....
6. Claim count information is reported per claim or per claimant (indicate which)..... CLAIMANT.....
If not the same in all years, explain in Interrogatory 7.
- 7.1. The information provided in Schedule P will be used by many persons to estimate the adequacy of the current loss and expense reserves, among other things. Are there any especially significant events, coverage, retention or accounting changes that have occurred that must be considered when making such analyses?..... YES.....
- 7.2. An extended statement may be attached.....
As of 1/1/2017, the intercompany pooling agreement was amended. The intercompany pooling agreement now cedes underwriting results back only to the two parent companies, Grange Insurance Company and Integrity Insurance Company, with their respective stock subsidiary companies receiving 0% from the pool. Grange Insurance Company remains the lead company.

SCHEDULE T – PART 2
 INTERSTATE COMPACT – EXHIBIT OF PREMIUMS WRITTEN
 Allocated By States And Territories

States, Etc.		Direct Business Only					Totals
		1 Life (Group and Individual)	2 Annuities (Group and Individual)	3 Disability Income (Group and Individual)	4 Long-Term Care (Group and Individual)	5 Deposit-Type Contracts	
1.	Alabama	AL					
2.	Alaska	AK					
3.	Arizona	AZ					
4.	Arkansas	AR					
5.	California	CA					
6.	Colorado	CO					
7.	Connecticut	CT					
8.	Delaware	DE					
9.	District of Columbia	DC					
10.	Florida	FL					
11.	Georgia	GA					
12.	Hawaii	HI					
13.	Idaho	ID					
14.	Illinois	IL					
15.	Indiana	IN					
16.	Iowa	IA					
17.	Kansas	KS					
18.	Kentucky	KY					
19.	Louisiana	LA					
20.	Maine	ME					
21.	Maryland	MD					
22.	Massachusetts	MA					
23.	Michigan	MI					
24.	Minnesota	MN					
25.	Mississippi	MS					
26.	Missouri	MO					
27.	Montana	MT					
28.	Nebraska	NE					
29.	Nevada	NV					
30.	New Hampshire	NH					
31.	New Jersey	NJ					
32.	New Mexico	NM					
33.	New York	NY					
34.	North Carolina	NC					
35.	North Dakota	ND					
36.	Ohio	OH					
37.	Oklahoma	OK					
38.	Oregon	OR					
39.	Pennsylvania	PA					
40.	Rhode Island	RI					
41.	South Carolina	SC					
42.	South Dakota	SD					
43.	Tennessee	TN					
44.	Texas	TX					
45.	Utah	UT					
46.	Vermont	VT					
47.	Virginia	VA					
48.	Washington	WA					
49.	West Virginia	WV					
50.	Wisconsin	WI					
51.	Wyoming	WY					
52.	American Samoa	AS					
53.	Guam	GU					
54.	Puerto Rico	PR					
55.	US Virgin Islands	VI					
56.	Northern Mariana Islands	MP					
57.	Canada	CAN					
58.	Aggregate Other Alien	OT					
59.	Totals						

NONE

SCHEDULE Y

PART 1A - DETAIL OF INSURANCE HOLDING COMPANY SYSTEM

1	2	3	4	5	6	7	8	9	10	11	12	13	14	15	16
Group Code	Group Name	NAIC Company Code	ID Number	Federal RSSD	CIK	Name of Securities Exchange if Publicly Traded (U.S. or International)	Names of Parent, Subsidiaries or Affiliates	Domiciliary Location	Relationship to Reporting Entity	Directly Controlled by (Name of Entity/Person)	Type of Control (Ownership, Board, Management, Attorney-in-Fact, Influence, Other)	If Control is Ownership Provide Percentage	Ultimate Controlling Entity(ies) / Person(s)	Is an SCA Filing Required? (Yes/No)	*
0267	GRANGE INSURANCE POOL	14060	31-4192970				GRANGE INSURANCE COMPANY	OH	IA	GRANGE HOLDINGS, INC.	OWNERSHIP	100.000	GRANGE MUTUAL HOLDING COMPANY	N	
0267	GRANGE INSURANCE POOL	40118	41-1405571				TRUSTGARD INSURANCE COMPANY	OH	IA	GRANGE INSURANCE COMPANY	OWNERSHIP	100.000	GRANGE MUTUAL HOLDING COMPANY	N	
0267	GRANGE INSURANCE POOL	10322	31-1432675				GRANGE INDEMNITY INSURANCE COMPANY	OH	IA	GRANGE INSURANCE COMPANY	OWNERSHIP	100.000	GRANGE MUTUAL HOLDING COMPANY	N	
0267	GRANGE INSURANCE POOL	11136	31-1769414				GRANGE INSURANCE COMPANY OF MICHIGAN	OH	IA	GRANGE INSURANCE COMPANY	OWNERSHIP	100.000	GRANGE MUTUAL HOLDING COMPANY	N	
0267	GRANGE INSURANCE POOL	14303	39-0367560				INTEGRITY INSURANCE COMPANY	OH	UDP	GRANGE HOLDINGS, INC.	OWNERSHIP	100.000	GRANGE MUTUAL HOLDING COMPANY	N	
0267	GRANGE INSURANCE POOL	11982	42-1610213				GRANGE PROPERTY & CASUALTY INSURANCE COMPANY	OH	IA	GRANGE INSURANCE COMPANY	OWNERSHIP	100.000	GRANGE MUTUAL HOLDING COMPANY	N	
0267	GRANGE INSURANCE POOL	10288	81-3455935				INTEGRITY SELECT INSURANCE COMPANY	OH	RE	INTEGRITY INSURANCE COMPANY	OWNERSHIP	100.000	GRANGE MUTUAL HOLDING COMPANY	N	
0267	GRANGE INSURANCE POOL	12986	41-2236417				INTEGRITY PROPERTY & CASUALTY INSURANCE COMPANY	OH	IA	INTEGRITY INSURANCE COMPANY	OWNERSHIP	100.000	GRANGE MUTUAL HOLDING COMPANY	N	
			31-1145043				GRANGEAMERICA	OH	NIA	GRANGE HOLDINGS, INC.	OWNERSHIP	100.000	GRANGE MUTUAL HOLDING COMPANY	N	
			31-1193707				NORTHVIEW INSURANCE AGENCY	OH	NIA	GRANGE HOLDINGS, INC.	OWNERSHIP	100.000	GRANGE MUTUAL HOLDING COMPANY	N	
			83-2982350				GRANGE MUTUAL HOLDING COMPANY	OH	UIP	GRANGE MUTUAL HOLDING COMPANY	Board of Directors		GRANGE MUTUAL HOLDING COMPANY	N	
			83-2949300				GRANGE HOLDINGS, INC.	OH	UIP	GRANGE MUTUAL HOLDING COMPANY	OWNERSHIP	100.000	GRANGE MUTUAL HOLDING COMPANY	N	

Asterisk	Explanation

SCHEDULE Y

PART 2 - SUMMARY OF INSURER'S TRANSACTIONS WITH ANY AFFILIATES

1	2	3	4	5	6	7	8	9	10	11	12	13
NAIC Company Code	ID Number	Names of Insurers and Parent, Subsidiaries or Affiliates	Shareholder Dividends	Capital Contributions	Purchases, Sales or Exchanges of Loans, Securities, Real Estate, Mortgage Loans or Other Investments	Income/ (Disbursements) Incurred in Connection with Guarantees or Undertakings for the Benefit of any Affiliate(s)	Management Agreements and Service Contracts	Income/ (Disbursements) Incurred Under Reinsurance Agreements	*	Any Other Material Activity Not in the Ordinary Course of the Insurer's Business	Totals	Reinsurance Recoverable/ (Payable) on Losses and/or Reserve Credit Taken/ (Liability)
14060	31-4192970	GRANGE INSURANCE COMPANY	(98,500,000)				29,074,479				(69,425,521)	(846,839,171)
40118	41-1405571	TRUSTGARD INSURANCE COMPANY										167,411,089
10322	31-1432675	GRANGE INDEMNITY INSURANCE COMPANY										267,092,109
11136	31-1769414	GRANGE INSURANCE COMPANY OF MICHIGAN										38,563,480
14303	39-0367560	INTEGRITY INSURANCE COMPANY					(32,678,640)				(32,678,640)	146,307,094
11982	42-1610213	GRANGE PROPERTY & CASUALTY INSURANCE CO.										128,172,152
12986	41-2236417	INTEGRITY PROPERTY & CASUALTY INS. CO.										79,400,756
10288	81-3455935	INTEGRITY SELECT INSURANCE COMPANY										19,892,491
00000	31-1145043	GRANGEAMERICA					212,822				212,822	
00000	31-1193707	NORTHVIEW INSURANCE AGENCY					63,818				63,818	
00000	83-2982350	GRANGE MUTUAL HOLDING COMPANY										
00000	83-2949300	GRANGE HOLDINGS, INC.	98,500,000				3,327,521				101,827,521	
9999999	Control Totals		-				-		XXX		-	-

SCHEDULE Y

PART 3 - ULTIMATE CONTROLLING PARTY AND LISTING OF OTHER U.S. INSURANCE GROUPS OR ENTITIES UNDER THAT ULTIMATE CONTROLLING PARTY'S CONTROL

1 Insurers in Holding Company	2 Owners with Greater than 10% Ownership	3 Ownership Percentage Column 2 of Column 1	4 Granted Disclaimer of Control / Affiliation of Column 2 Over Column 1 (Yes/No)	5 Ultimate Controlling Party	6 U.S. Insurance Groups or Entities Controlled by Column 5	7 Ownership Percentage (Column 5 of Column 6)	8 Granted Disclaimer of Control / Affiliation of Column 5 Over Column 6 (Yes/No)
GRANGE INSURANCE COMPANY	GRANGE HOLDINGS, INC.	100.000 %	NO	GRANGE MUTUAL HOLDING COMPANY	GRANGE INSURANCE POOL	100.000 %	NO
TRUSTGARD INSURANCE COMPANY	GRANGE INSURANCE COMPANY	100.000 %	NO	GRANGE MUTUAL HOLDING COMPANY	GRANGE INSURANCE POOL	100.000 %	NO
GRANGE INDEMNITY INSURANCE COMPANY	GRANGE INSURANCE COMPANY	100.000 %	NO	GRANGE MUTUAL HOLDING COMPANY	GRANGE INSURANCE POOL	100.000 %	NO
GRANGE INSURANCE COMPANY OF MICHIGAN	GRANGE INSURANCE COMPANY	100.000 %	NO	GRANGE MUTUAL HOLDING COMPANY	GRANGE INSURANCE POOL	100.000 %	NO
INTEGRITY INSURANCE COMPANY	GRANGE HOLDINGS, INC.	100.000 %	NO	GRANGE MUTUAL HOLDING COMPANY	GRANGE INSURANCE POOL	100.000 %	NO
GRANGE PROPERTY & CASUALTY INSURANCE COMPANY	GRANGE INSURANCE COMPANY	100.000 %	NO	GRANGE MUTUAL HOLDING COMPANY	GRANGE INSURANCE POOL	100.000 %	NO
INTEGRITY SELECT INSURANCE COMPANY	INTEGRITY INSURANCE COMPANY	100.000 %	NO	GRANGE MUTUAL HOLDING COMPANY	GRANGE INSURANCE POOL	100.000 %	NO
INTEGRITY PROPERTY & CASUALTY INSURANCE COMPANY	INTEGRITY INSURANCE COMPANY	100.000 %	NO	GRANGE MUTUAL HOLDING COMPANY	GRANGE INSURANCE POOL	100.000 %	NO

SUPPLEMENTAL EXHIBITS AND SCHEDULES INTERROGATORIES























The following supplemental reports are required to be filed as part of your statement filing unless specifically waived by the domiciliary state. However, in the event that your domiciliary state waives the filing requirement, your response of WAIVED to the specific interrogatory will be accepted in lieu of filing a "NONE" report and a bar code will be printed below. If the supplement is required of your company but is not being filed for whatever reason, enter SEE EXPLANATION and provide an explanation following the interrogatory questions.

	Response
March Filing	
1. Will an actuarial opinion be filed by March 1?	YES
2. Will the Supplemental Compensation Exhibit be filed with the state of domicile by March 1?	YES
3. Will the confidential Risk-based Capital Report be filed with the NAIC by March 1?	YES
4. Will the confidential Risk-based Capital Report be filed with the state of domicile, if required, by March 1?	YES
April Filing	
5. Will the Insurance Expense Exhibit be filed with the state of domicile and the NAIC by April 1?	YES
6. Will Management's Discussion and Analysis be filed by April 1?	YES
7. Will the Supplemental Investment Risks Interrogatories be filed by April 1?	YES
May Filing	
8. Will this company be included in a combined annual statement that is filed with the NAIC by May 1?	YES
June Filing	
9. Will an audited financial report be filed by June 1?	YES
10. Will Accountants Letter of Qualifications be filed with the state of domicile and electronically with the NAIC by June 1?	YES

The following supplemental reports are required to be filed as part of your statement filing **if your company is engaged in the type of business covered by the supplement. However, in the event that your company does not transact the type of business for which the special report must be filed, your response of NO to the specific interrogatory will be accepted in lieu of filing a "NONE" report and a bar code will be printed below.** If the supplement is required of your company but is not being filed for whatever reason, enter SEE EXPLANATION and provide an explanation following the interrogatory questions.

	Response
March Filing	
11. Will Schedule SIS (Stockholder Information Supplement) be filed with the state of domicile by March 1?	NO
12. Will the Financial Guaranty Insurance Exhibit be filed by March 1?	NO
13. Will the Medicare Supplement Insurance Experience Exhibit be filed with the state of domicile and the NAIC by March 1?	NO
14. Will Supplement A to Schedule T (Medical Professional Liability Supplement) be filed by March 1?	NO
15. Will the Trusteed Surplus Statement be filed with the state of domicile and the NAIC by March 1?	NO
16. Will the Premiums Attributed to Protected Cells Exhibit be filed by March 1?	NO
17. Will the Reinsurance Summary Supplemental Filing for General Interrogatory 9 be filed with the state of domicile and the NAIC by March 1?	NO
18. Will the Medicare Part D Coverage Supplement be filed with the state of domicile and the NAIC by March 1?	NO
19. Will the confidential Actuarial Opinion Summary be filed with the state of domicile, if required, by March 15 (or the date otherwise specified)?	YES
20. Will the Reinsurance Attestation Supplement be filed with the state of domicile and the NAIC by March 1?	YES
21. Will the Exceptions to the Reinsurance Attestation Supplement be filed with the state of domicile by March 1?	YES
22. Will the Bail Bond Supplement be filed with the state of domicile and the NAIC by March 1?	NO
23. Will the Director and Officer Insurance Coverage Supplement be filed with the state of domicile and the NAIC by March 1?	NO
24. Will an approval from the reporting entity's state of domicile for relief related to the five-year rotation requirement for lead audit partner be filed electronically with the NAIC by March 1?	NO
25. Will an approval from the reporting entity's state of domicile for relief related to the one-year cooling off period for independent CPA be filed electronically with the NAIC by March 1?	NO
26. Will an approval from the reporting entity's state of domicile for relief related to the Requirements for Audit Committees be filed electronically with the NAIC by March 1?	NO
27. Will the Supplemental Schedule for Reinsurance Counterparty Reporting Exception – Asbestos and Pollution contracts be filed with the state of domicile and the NAIC by March 1?	NO
April Filing	
28. Will the Credit Insurance Experience Exhibit be filed with the state of domicile and the NAIC by April 1?	NO
29. Will the Long-term Care Experience Reporting Forms be filed with the state of domicile and the NAIC by April 1?	NO
30. Will the Accident and Health Policy Experience Exhibit be filed by April 1?	NO
31. Will the Supplemental Health Care Exhibit (Parts 1, 2 and 3) be filed with the state of domicile and the NAIC by April 1?	NO
32. Will the regulator-only (non-public) Supplemental Health Care Exhibit's Allocation Report be filed with the state of domicile and the NAIC by April 1?	NO
33. Will the Cybersecurity and Identity Theft Insurance Coverage Supplement be filed with the state of domicile and the NAIC by April 1?	YES
34. Will the Life, Health & Annuity Guaranty Association Assessable Premium Exhibit – Parts 1 and 2 be filed with the state of domicile and the NAIC by April 1?	NO
35. Will the Private Flood Insurance Supplement be filed with the state of domicile and the NAIC by April 1?	NO
36. Will the Mortgage Guaranty Insurance Exhibit be filed with the state of domicile and the NAIC by April 1?	NO
August Filing	
37. Will Management's Report of Internal Control Over Financial Reporting be filed with the state of domicile by August 1?	YES

SUPPLEMENTAL EXHIBITS AND SCHEDULES INTERROGATORIES

1.	Explanation	Barcode
2.		
3.		
4.		
5.		
6.		
7.		
8.		
9.		
10.		
11.	Business not written	 1 0 2 8 8 2 0 2 1 4 2 0 0 0 0 0 0
12.	Business not written	 1 0 2 8 8 2 0 2 1 2 4 0 0 0 0 0 0
13.	Business not written	 1 0 2 8 8 2 0 2 1 3 6 0 0 0 0 0 0
14.	Business not written	 1 0 2 8 8 2 0 2 1 4 5 5 0 0 0 0 0
15.	Business not written	 1 0 2 8 8 2 0 2 1 4 9 0 0 0 0 0 0
16.	Business not written	 1 0 2 8 8 2 0 2 1 3 8 5 0 0 0 0 0
17.	Business not written	 1 0 2 8 8 2 0 2 1 4 0 1 0 0 0 0 0
18.	Business not written	 1 0 2 8 8 2 0 2 1 3 6 5 0 0 0 0 0
19.		
20.		
21.		
22.	Business not written	 1 0 2 8 8 2 0 2 1 5 0 0 0 0 0 0 0
23.	Business not written	 1 0 2 8 8 2 0 2 1 5 0 5 0 0 0 0 0
24.	Business not written	 1 0 2 8 8 2 0 2 1 2 2 4 0 0 0 0 0
25.	Business not written	 1 0 2 8 8 2 0 2 1 2 2 5 0 0 0 0 0
26.	Business not written	 1 0 2 8 8 2 0 2 1 2 2 6 0 0 0 0 0
27.	Business not written	 1 0 2 8 8 2 0 2 1 5 5 5 0 0 0 0 0
28.	Business not written	 1 0 2 8 8 2 0 2 1 2 3 0 0 0 0 0 0
29.	Business not written	 1 0 2 8 8 2 0 2 1 3 0 6 0 0 0 0 0
30.	Business not written	 1 0 2 8 8 2 0 2 1 2 1 0 0 0 0 0 0
31.	Business not written	 1 0 2 8 8 2 0 2 1 2 1 6 0 0 0 0 0
32.	Business not written	 1 0 2 8 8 2 0 2 1 2 1 7 0 0 0 0 0
33.		
34.	Business not written	 1 0 2 8 8 2 0 2 1 2 9 0 0 0 0 0 0
35.	Business not written	 1 0 2 8 8 2 0 2 1 5 6 0 0 0 0 0 0
36.	Business not written	 1 0 2 8 8 2 0 2 1 5 6 5 0 0 0 0 0
37.		

OVERFLOW PAGE FOR WRITE-INS

UNDERWRITING AND INVESTMENT EXHIBIT – PART 3 – EXPENSES

	1	2	3	4
	Loss Adjustment Expenses	Other Underwriting Expenses	Investment Expenses	Total
2404. Investment Banking.....			8,336	8,336
2497. Summary of remaining write-ins for Line 24 from overflow page.....			8,336	8,336

OVERFLOW PAGE FOR WRITE-INS