



PROPERTY AND CASUALTY COMPANIES—ASSOCIATION EDITION

QUARTERLY STATEMENT

AS OF SEPTEMBER 30, 2021
OF THE CONDITION AND AFFAIRS OF THE

MENNONITE MUTUAL INSURANCE COMPANY

NAIC Group Code04780, 04780NAIC Company Code17299Employer's ID Number34-0396080

(Current Period)(Prior Period)

Organized under the Laws ofOhio, State of Domicile or Port of EntryOhio

Country of DomicileUnited States

Incorporated/Organized02/01/1905Commenced Business02/01/1895

Statutory Home Office1000 South Main Street, Orrville, OH, US 44667-0300

(Street and Number)(City or Town, State, Country and Zip Code)

Main Administrative Office1000 South Main StreetOrrville, OH, US 44667-0300330-682-2986

(Street and Number)(City or Town, State, Country and Zip Code)(Area Code) (Telephone Number)

Mail AddressPO Box 300, Orrville, OH, US 44667-0300

(Street and Number or P.O. Box)(City or Town, State, Country and Zip Code)

Primary Location of Books and Records1000 South Main StreetOrrville, OH, US 44667-0300330-684-4118

(Street and Number)(City or Town, State, Country and Zip Code)(Area Code) (Telephone Number)

Internet Web Site Addressmennonitemutual.com

Statutory Statement ContactScott Ezzo330-684-4118

(Name)(Area Code) (Telephone Number) (Extension)

sezzo@mennonitemutual.com330-683-2083

(E-Mail Address)(Fax Number)

OFFICERS

Name	Title	Name	Title
Christopher J Blough	President	George Bixler Jr	Secretary
George Bixler Jr	Treasurer		

OTHER OFFICERS

J Todd Neville	Vice-President of Claims	Thomas A Troyer	Vice-President of Underwriting
----------------	--------------------------	-----------------	--------------------------------

DIRECTORS OR TRUSTEES

Robert Eugene Aschliman	George Bixler Jr	Paul Bontrager	Donald Dravenstott
Morris Stutzman	Patrick Helmuth	Tyson L Stuckey	James Peter Suter #

State ofOhio

County ofWayne.ss

The officers of this reporting entity being duly sworn, each depose and say that they are the described officers of said reporting entity, and that on the reporting period stated above, all of the herein described assets were the absolute property of the said reporting entity, free and clear from any liens or claims thereon, except as herein stated, and that this statement, together with related exhibits, schedules and explanations therein contained, annexed or referred to, is a full and true statement of all the assets and liabilities and of the condition and affairs of the said reporting entity as of the reporting period stated above, and of its income and deductions therefrom for the period ended, and have been completed in accordance with the NAIC Annual Statement Instructions and Accounting Practices and Procedures manual except to the extent that: (1) state law may differ; or, (2) that state rules or regulations require differences in reporting not related to accounting practices and procedures, according to the best of their information, knowledge and belief, respectively. Furthermore, the scope of this attestation by the described officers also includes the related corresponding electronic filing with the NAIC, when required, that is an exact copy (except for formatting differences due to electronic filing) of the enclosed statement. The electronic filing may be requested by various regulators in lieu of or in addition to the enclosed statement.

Christopher J Blough President	George Bixler Jr Secretary	George Bixler Jr Treasurer
Subscribed and sworn to before me this 2nd day of November, 2021		a. Is this an original filing? Yes [X] No []
		b. If no: 1. State the amendment number
		2. Date filed
		3. Number of pages attached

Melanie J Alger, Notary Public
April 18th, 2026

STATEMENT AS OF SEPTEMBER 30, 2021 OF THE MENNONITE MUTUAL INSURANCE COMPANY

ASSETS

	Current Statement Date			4 December 31 Prior Year Net Admitted Assets
	1 Assets	2 Nonadmitted Assets	3 Net Admitted Assets (Cols. 1 - 2)	
1. Bonds	19,216,138		19,216,138	16,416,789
2. Stocks:				
2.1 Preferred stocks			0	0
2.2 Common stocks	12,289,940	100	12,289,840	11,163,643
3. Mortgage loans on real estate:				
3.1 First liens			0	0
3.2 Other than first liens			0	0
4. Real estate:				
4.1 Properties occupied by the company (less \$ encumbrances)	613,370		613,370	653,024
4.2 Properties held for the production of income (less \$ encumbrances)			0	0
4.3 Properties held for sale (less \$ encumbrances)			0	0
5. Cash (\$732,189), cash equivalents (\$3,376,036) and short-term investments (\$1)	4,108,225		4,108,225	5,896,584
6. Contract loans (including \$ premium notes)			0	0
7. Derivatives	0		0	0
8. Other invested assets	0		0	0
9. Receivables for securities			0	0
10. Securities lending reinvested collateral assets			0	0
11. Aggregate write-ins for invested assets	0	0	0	0
12. Subtotals, cash and invested assets (Lines 1 to 11)	36,227,673	100	36,227,573	34,130,040
13. Title plants less \$ charged off (for Title insurers only)			0	0
14. Investment income due and accrued	76,772		76,772	97,093
15. Premiums and considerations:				
15.1 Uncollected premiums and agents' balances in the course of collection	39,606		39,606	73,548
15.2 Deferred premiums, agents' balances and installments booked but deferred and not yet due (including \$ earned but unbilled premiums)	8,380,722		8,380,722	7,809,451
15.3 Accrued retrospective premiums (\$) and contracts subject to redetermination (\$)			0	0
16. Reinsurance:				
16.1 Amounts recoverable from reinsurers	1,496,383		1,496,383	85,615
16.2 Funds held by or deposited with reinsured companies			0	0
16.3 Other amounts receivable under reinsurance contracts			0	0
17. Amounts receivable relating to uninsured plans			0	0
18.1 Current federal and foreign income tax recoverable and interest thereon	432,816		432,816	0
18.2 Net deferred tax asset	296,813		296,813	296,813
19. Guaranty funds receivable or on deposit			0	0
20. Electronic data processing equipment and software	19,191		19,191	4,256
21. Furniture and equipment, including health care delivery assets (\$)	196,617	196,617	0	0
22. Net adjustment in assets and liabilities due to foreign exchange rates			0	0
23. Receivables from parent, subsidiaries and affiliates	5,194		5,194	17,689
24. Health care (\$) and other amounts receivable			0	0
25. Aggregate write-ins for other-than-invested assets	0	0	0	0
26. Total assets excluding Separate Accounts, Segregated Accounts and Protected Cell Accounts (Lines 12 to 25)	47,171,787	196,717	46,975,070	42,514,505
27. From Separate Accounts, Segregated Accounts and Protected Cell Accounts			0	0
28. Total (Lines 26 and 27)	47,171,787	196,717	46,975,070	42,514,505
DETAILS OF WRITE-INS				
1101.				
1102.				
1103.				
1198. Summary of remaining write-ins for Line 11 from overflow page	0	0	0	0
1199. Totals (Lines 1101 through 1103 plus 1198) (Line 11 above)	0	0	0	0
2501. Workers Comp Deposit			0	0
2502. Federal Home Loan Bank			0	0
2503.				
2598. Summary of remaining write-ins for Line 25 from overflow page	0	0	0	0
2599. Totals (Lines 2501 through 2503 plus 2598) (Line 25 above)	0	0	0	0

LIABILITIES, SURPLUS AND OTHER FUNDS

	1 Current Statement Date	2 December 31, Prior Year
1. Losses (current accident year \$3,608,000)	4,625,697	2,608,468
2. Reinsurance payable on paid losses and loss adjustment expenses		0
3. Loss adjustment expenses	779,817	611,330
4. Commissions payable, contingent commissions and other similar charges	2,020,660	1,968,645
5. Other expenses (excluding taxes, licenses and fees)	495,432	312,232
6. Taxes, licenses and fees (excluding federal and foreign income taxes)	263,746	222,535
7.1 Current federal and foreign income taxes (including \$138,534 on realized capital gains (losses))	138,534	270,178
7.2 Net deferred tax liability		0
8. Borrowed money \$ and interest thereon \$		0
9. Unearned premiums (after deducting unearned premiums for ceded reinsurance of \$609,663 and including warranty reserves of \$ and accrued accident and health experience rating refunds including \$ for medical loss ratio rebate per the Public Health Service Act)	14,527,151	12,990,224
10. Advance premium	273,005	383,460
11. Dividends declared and unpaid:		
11.1 Stockholders		0
11.2 Policyholders		0
12. Ceded reinsurance premiums payable (net of ceding commissions)	707,228	511,312
13. Funds held by company under reinsurance treaties	98,781	98,781
14. Amounts withheld or retained by company for account of others	150	1
15. Remittances and items not allocated		0
16. Provision for reinsurance (including \$ certified)		0
17. Net adjustments in assets and liabilities due to foreign exchange rates		0
18. Drafts outstanding		0
19. Payable to parent, subsidiaries and affiliates		0
20. Derivatives	0	0
21. Payable for securities		0
22. Payable for securities lending		0
23. Liability for amounts held under uninsured plans		0
24. Capital notes \$ and interest thereon \$		0
25. Aggregate write-ins for liabilities	0	0
26. Total liabilities excluding protected cell liabilities (Lines 1 through 25)	23,930,201	19,977,166
27. Protected cell liabilities		0
28. Total liabilities (Lines 26 and 27)	23,930,201	19,977,166
29. Aggregate write-ins for special surplus funds	0	0
30. Common capital stock		0
31. Preferred capital stock		0
32. Aggregate write-ins for other than special surplus funds	0	0
33. Surplus notes		0
34. Gross paid in and contributed surplus		0
35. Unassigned funds (surplus)	23,044,869	22,537,339
36. Less treasury stock, at cost:		
36.1 shares common (value included in Line 30 \$)		0
36.2 shares preferred (value included in Line 31 \$)		0
37. Surplus as regards policyholders (Lines 29 to 35, less 36)	23,044,869	22,537,339
38. Totals (Page 2, Line 28, Col. 3)	46,975,070	42,514,505
DETAILS OF WRITE-INS		
2501.		
2502.		
2503.		
2598. Summary of remaining write-ins for Line 25 from overflow page	0	0
2599. Totals (Lines 2501 through 2503 plus 2598) (Line 25 above)	0	0
2901.		
2902.		
2903.		
2998. Summary of remaining write-ins for Line 29 from overflow page	0	0
2999. Totals (Lines 2901 through 2903 plus 2998) (Line 29 above)	0	0
3201.		
3202.		
3203.		
3298. Summary of remaining write-ins for Line 32 from overflow page	0	0
3299. Totals (Lines 3201 through 3203 plus 3298) (Line 32 above)	0	0

STATEMENT OF INCOME

	1	2	3
	Current Year	Prior Year	Prior Year Ended
	to Date	to Date	December 31
UNDERWRITING INCOME			
1. Premiums earned:			
1.1 Direct (written \$ 23,509,781)	21,849,525	18,813,003	25,557,239
1.2 Assumed (written \$ 32,767)	60,053	162,136	209,633
1.3 Ceded (written \$ 5,051,792)	4,955,749	4,183,662	5,615,918
1.4 Net (written \$ 18,490,756)	16,953,829	14,791,477	20,150,954
DEDUCTIONS:			
2. Losses incurred (current accident year \$ 14,106,761):			
2.1 Direct	15,911,237	6,011,250	7,601,745
2.2 Assumed	(812)	57,225	66,212
2.3 Ceded	7,040,912	107,101	481,478
2.4 Net	8,869,513	5,961,374	7,186,479
3. Loss adjustment expenses incurred	1,726,489	1,521,538	2,191,140
4. Other underwriting expenses incurred	6,933,035	6,456,594	8,395,878
5. Aggregate write-ins for underwriting deductions	0	0	0
6. Total underwriting deductions (Lines 2 through 5)	17,529,037	13,939,506	17,773,497
7. Net income of protected cells		0	0
8. Net underwriting gain (loss) (Line 1 minus Line 6 + Line 7)	(575,208)	851,971	2,377,457
INVESTMENT INCOME			
9. Net investment income earned	311,532	264,428	391,005
10. Net realized capital gains (losses) less capital gains tax of \$ 138,534	521,154	224,862	325,755
11. Net investment gain (loss) (Lines 9 + 10)	832,686	489,290	716,760
OTHER INCOME			
12. Net gain or (loss) from agents' or premium balances charged off (amount recovered \$ amount charged off \$)		0	0
13. Finance and service charges not included in premiums	40,494	45,912	61,769
14. Aggregate write-ins for miscellaneous income	(17,185)	5,682	19,912
15. Total other income (Lines 12 through 14)	23,309	51,594	81,681
16. Net income before dividends to policyholders, after capital gains tax and before all other federal and foreign income taxes (Lines 8 + 11 + 15)	280,787	1,392,855	3,175,898
17. Dividends to policyholders		0	0
18. Net income, after dividends to policyholders, after capital gains tax and before all other federal and foreign income taxes (Line 16 minus Line 17)	280,787	1,392,855	3,175,898
19. Federal and foreign income taxes incurred	58,950	310,881	704,197
20. Net income (Line 18 minus Line 19)(to Line 22)	221,837	1,081,974	2,471,701
CAPITAL AND SURPLUS ACCOUNT			
21. Surplus as regards policyholders, December 31 prior year	22,537,340	19,143,469	19,143,466
22. Net income (from Line 20)	221,837	1,081,974	2,471,701
23. Net transfers (to) from Protected Cell accounts		0	0
24. Change in net unrealized capital gains or (losses) less capital gains tax of \$ 59,074	222,231	(69,762)	744,276
25. Change in net unrealized foreign exchange capital gain (loss)		0	0
26. Change in net deferred income tax	59,074	(18,544)	91,500
27. Change in nonadmitted assets	4,387	63,550	86,528
28. Change in provision for reinsurance		0	0
29. Change in surplus notes		0	0
30. Surplus (contributed to) withdrawn from protected cells		0	0
31. Cumulative effect of changes in accounting principles		0	0
32. Capital changes:			
32.1 Paid in		0	0
32.2 Transferred from surplus (Stock Dividend)		0	0
32.3 Transferred to surplus		0	0
33. Surplus adjustments:			
33.1 Paid in		0	0
33.2 Transferred to capital (Stock Dividend)		0	0
33.3 Transferred from capital		0	0
34. Net remittances from or (to) Home Office		0	0
35. Dividends to stockholders		0	0
36. Change in treasury stock		0	0
37. Aggregate write-ins for gains and losses in surplus	0	0	(131)
38. Change in surplus as regards policyholders (Lines 22 through 37)	507,529	1,057,218	3,393,874
39. Surplus as regards policyholders, as of statement date (Lines 21 plus 38)	23,044,869	20,200,687	22,537,340
DETAILS OF WRITE-INS			
0501.			
0502.			
0503.			
0598. Summary of remaining write-ins for Line 5 from overflow page	0	0	0
0599. TOTALS (Lines 0501 through 0503 plus 0598) (Line 5 above)	0	0	0
1401. MISC.	(17,185)	5,682	19,912
1402.		0	0
1403.		0	0
1498. Summary of remaining write-ins for Line 14 from overflow page	0	0	0
1499. TOTALS (Lines 1401 through 1403 plus 1498) (Line 14 above)	(17,185)	5,682	19,912
3701. Workers Comp Deposit Balance True-up		0	(131)
3702.			
3703.			
3798. Summary of remaining write-ins for Line 37 from overflow page	0	0	0
3799. TOTALS (Lines 3701 through 3703 plus 3798) (Line 37 above)	0	0	(131)

CASH FLOW

	1	2	3
	Current Year To Date	Prior Year To Date	Prior Year Ended December 31
Cash from Operations			
1. Premiums collected net of reinsurance.....	18,038,887	15,801,250	20,795,528
2. Net investment income	411,090	409,641	610,196
3. Miscellaneous income	23,309	51,594	81,681
4. Total (Lines 1 to 3)	18,473,286	16,262,485	21,487,405
5. Benefit and loss related payments	8,263,052	5,515,904	7,111,938
6. Net transfers to Separate Accounts, Segregated Accounts and Protected Cell Accounts	0	0	0
7. Commissions, expenses paid and aggregate write-ins for deductions	8,136,718	7,515,224	9,789,971
8. Dividends paid to policyholders	0	0	0
9. Federal and foreign income taxes paid (recovered) net of \$138,534 tax on capital gains (losses).....	880,092	322,912	743,000
10. Total (Lines 5 through 9)	17,279,862	13,354,040	17,644,909
11. Net cash from operations (Line 4 minus Line 10)	1,193,424	2,908,445	3,842,496
Cash from Investments			
12. Proceeds from investments sold, matured or repaid:			
12.1 Bonds	8,451,250	9,061,568	10,528,779
12.2 Stocks	2,581,220	441,839	540,867
12.3 Mortgage loans	0	0	0
12.4 Real estate	0	0	0
12.5 Other invested assets	0	0	0
12.6 Net gains or (losses) on cash, cash equivalents and short-term investments	41	67	22
12.7 Miscellaneous proceeds	0	0	0
12.8 Total investment proceeds (Lines 12.1 to 12.7)	11,032,511	9,503,474	11,069,668
13. Cost of investments acquired (long-term only):			
13.1 Bonds	11,320,141	8,297,390	11,362,148
13.2 Stocks	2,775,661	1,818,412	3,955,174
13.3 Mortgage loans	0	0	0
13.4 Real estate	2,702	8,977	8,977
13.5 Other invested assets	0	0	0
13.6 Miscellaneous applications	39	63	19
13.7 Total investments acquired (Lines 13.1 to 13.6)	14,098,543	10,124,842	15,326,318
14. Net increase (or decrease) in contract loans and premium notes	0	0	0
15. Net cash from investments (Line 12.8 minus Line 13.7 and Line 14)	(3,066,032)	(621,368)	(4,256,650)
Cash from Financing and Miscellaneous Sources			
16. Cash provided (applied):			
16.1 Surplus notes, capital notes	0	0	0
16.2 Capital and paid in surplus, less treasury stock.....	0	0	0
16.3 Borrowed funds	0	0	0
16.4 Net deposits on deposit-type contracts and other insurance liabilities	0	0	0
16.5 Dividends to stockholders	0	0	0
16.6 Other cash provided (applied).....	84,249	(85,704)	162,113
17. Net cash from financing and miscellaneous sources (Line 16.1 through Line 16.4 minus Line 16.5 plus Line 16.6).....	84,249	(85,704)	162,113
RECONCILIATION OF CASH, CASH EQUIVALENTS AND SHORT-TERM INVESTMENTS			
18. Net change in cash, cash equivalents and short-term investments (Line 11, plus Lines 15 and 17)	(1,788,358)	2,201,373	(252,041)
19. Cash, cash equivalents and short-term investments:			
19.1 Beginning of year.....	5,896,584	6,148,625	6,148,625
19.2 End of period (Line 18 plus Line 19.1)	4,108,225	8,349,997	5,896,584

Notes to the Financial Statements

1. Summary of Significant Accounting Policies and Going Concern

A. Accounting Practices

The financial statements of Mennonite Mutual Insurance Company are presented on the basis of accounting practices prescribed or permitted by the Ohio Insurance Department.

The Ohio Insurance Department recognizes only statutory accounting practices prescribed or permitted by the State of Ohio for determining and reporting the financial condition and results of operations of an insurance company, for determining its solvency under the Ohio Insurance Commissioners ("NAIC") Accounting Practices and Procedures Manual version effective January 1, 2001 ("**NAIC** SAP") has been adopted as a component of prescribed or permitted practices by the State of Ohio.

A reconciliation of the Company's net income and capital and surplus between NAIC SAP and practices prescribed and permitted by the State of ABC is shown below:

	SSAP #	F/S Page	F/S Line #	09/30/2021	12/31/2020
Net Income					
(1) State basis (Page 4, Line 20, Columns 1 & 3)	XXX	XXX	XXX	\$ 221,837	\$ 2,471,700
(2) State prescribed practices that are an increase / (decrease) from NAIC SAP:					
(3) State permitted practices that are an increase / (decrease) from NAIC SAP:					
(4) NAIC SAP (1-2-3=4)	XXX	XXX	XXX	<u>\$ 221,837</u>	<u>\$ 2,471,700</u>
Surplus					
(5) State basis (Page 3, Line 37, Columns 1 & 2)	XXX	XXX	XXX	\$ 23,044,869	\$ 22,537,339
(6) State prescribed practices that are an increase / (decrease) from NAIC SAP:					
(7) State permitted practices that are an increase / (decrease) from NAIC SAP:					
(8) NAIC SAP (5-6-7=8)	XXX	XXX	XXX	<u>\$ 23,044,869</u>	<u>\$ 22,537,339</u>

B. Use of Estimates in the Preparation of the Financial Statements

The preparation of financial statements in conformity with Statutory Accounting Principles requires management to make estimates and assumptions that affect the reported amounts of assets and liabilities at the date of the financial statements and the reported amounts of revenue and expenses during the period. Actual results could differ from those estimates.

C. Accounting Policy

Premiums are earned over the terms of the related insurance policies and reinsurance contracts. Unearned premium reserves are established to cover the unexpired portion of premiums written. Such reserves are computed by pro rata methods for direct business and are based on reports received from ceding companies for reinsurance.

Expenses incurred in connection with acquiring new insurance business, including such acquisition costs as sales commissions, are charged to operations as incurred. Expenses incurred are reduced for ceding allowances received or receivable.

Reinsurance recoverables are estimates of paid and unpaid losses collectible from the Company's reinsurers. The amounts ultimately collected may be more or less than these estimates. Any adjustments of these estimates is reflected in income as they are determined. The Company periodically reviews the financial condition of its reinsurers and amounts recoverable therefrom, recording an allowance when necessary for uncollectible reinsurance.

The capitalization policy for fixed assets has not changed from prior year and the Company continues to maintain a \$2,000 capitalization policy limit.

In addition the Company uses the following accounting policies:

- (1) Short-term investments are stated at cost, which is also their fair value.
- (2) Bonds are stated at amortized cost using the interest method unless required by the NAIC to be carried at fair value.
- (3) Common stocks are stated at fair value except the stock of the Company's uncombined subsidiary, which is carried on an equity basis.
- (4) Preferred stocks are stated at fair value.
- (5) Mortgage loans are valued at unpaid balance.
- (6) Loan backed securities are stated at amortized cost using the interest method unless required by the NAIC to be carried at fair value.
- (7) The Company carries Orrville Insurance Agency, Inc. at GAAP equity.
- (8) Investments in joint ventures, partnerships and limited liability companies - Not Applicable
- (9) Derivatives - Not Applicable
- (10) The Company does not anticipate investment income as a factor in the premium deficiency reserve calculation.
- (11) Unpaid losses and loss adjustment expenses including an amount determined from individual case estimates and loss reports and an amount, based on past experience, for losses incurred but not reported. Such liabilities are necessarily based on assumptions and estimates and while management believes the amount is adequate, the ultimate liability may be in excess of or less than the amount provided. The methods for making such estimates and for establishing the resulting liability are continually reviewed, and any adjustments are reflected in the period determined.
- (12) Changes in capitalization policy - Not Applicable
- (13) Pharmaceutical rebate receivables - Not Applicable

D. Going Concern - Not Applicable

Notes to the Financial Statements

2. Accounting Changes and Corrections of Errors

(Description of above other than results from codification)

The Company prepares its statutory financial statements in conformity with accounting practices prescribed or permitted by the State of Ohio. Effective January 1, 2001, the State of Ohio required that insurance companies domiciled in the State of Ohio prepare their statutory basis financial statements in accordance with the NAIC Accounting

Practices Procedures Manual - Version effective January 1, 2001, subject to any deviations prescribed by the State of Ohio Insurance Commissioners.

As a result of these changes, the Company reported a change of accounting principle, as an adjustment which increased unassigned funds of \$95,541 as of January 1, 2001. Included in this total adjustment is an increase in unassigned funds of approximately \$95,541 related to deferred tax assets.

3. Business Combinations and Goodwill - Not Applicable

4. Discontinued Operations - Not Applicable

5. Investments

A. Mortgage Loans, including Mezzanine Real Estate Loans - Not Applicable

B. Debt Restructuring - Not Applicable

C. Reverse Mortgages - Not Applicable

D. Loan-Backed Securities

- (1) Prepayment assumptions for mortgage-backed/loan-backed and structured securities were obtained from broker dealer survey values or internal estimates.
- (2) Loan-backed and structured securities with a recognized other-than-temporary impairment (OTTI) - Not Applicable
- (3) Securities held that were other-than-temporarily impaired due to the present value of cash flows expected to be collected was less than the amortized cost of securities - Not Applicable
- (4) All impaired securities for which an OTTI has not been recognized in earnings as a realized loss

Impaired but not OTTI Securities YTD as of September 30, 2021:

a. The aggregate amount of unrealized losses:	
1. Less than 12 months	\$ 3,805
2. 12 months or longer	
b. The aggregate related fair value of securities with unrealized losses:	
1. Less than 12 months	\$ 1,713,417
2. 12 months or longer	

- (5) Support for concluding impairments are not other-than-temporary - Not Applicable

E. Dollar Repurchase Agreements and/or Securities Lending Transactions

- (1) For repurchase agreements, Company policies require a minimum of 102% of the fair value of securities purchased under repurchase agreements to be maintained as collateral.
- (2) Carrying amount and classification of assets pledged as collateral and not reclassified and separately reported - Not Applicable
- (3) Collateral received

Cash collateral received is invested in short-term investments and the offsetting collateral liability is included in "Other miscellaneous liabilities".

 - (a) Aggregate amount collateral received - Not Applicable
 - (b) Fair value and portion sold or repledged - Not Applicable
 - (c) Sources and uses of collateral - Not Applicable
- (4) Securities lending transactions administered by an affiliated agent - Not Applicable
- (5) Collateral reinvestment - Not Applicable
- (6) Collateral not permitted by contract or custom to sell or repledge - Not Applicable
- (7) Collateral for securities lending transactions that extend beyond one year from the reporting date - Not Applicable

F. Repurchase Agreements Transactions Accounted for as Secured Borrowing - Not Applicable

G. Reverse Repurchase Agreements Transactions Accounted for as Secured Borrowing - Not Applicable

H. Repurchase Agreements Transactions Accounted for as a Sale - Not Applicable

I. Reverse Repurchase Agreements Transactions Accounted for as a Sale - Not Applicable

J. Real Estate - Not Applicable

K. Low-Income Housing Tax Credits (LIHTC) - Not Applicable

L. Restricted Assets - Not Applicable

M. Working Capital Finance Investments - Not Applicable

Notes to the Financial Statements

5. Investments (Continued)

- N. Offsetting and Netting of Assets and Liabilities - Not Applicable
- O. 5GI Securities - Not Applicable
- P. Short Sales - Not Applicable
- Q. Prepayment Penalty and Acceleration Fees - None
- R. Reporting Entity's Share of Cash Pool by Asset type

Asset Type	Percent Share
(1) Cash	18.000 %
(2) Cash Equivalents	82.000 %
(3) Short-Term Investments	— %
(4) Total	100.000 %

6. Joint Ventures, Partnerships and Limited Liability Companies - Not Applicable

7. Investment Income - Not Applicable

8. Derivative Instruments - Not Applicable

9. Income Taxes

MENNONITE MUTUAL INSURANCE COMPANY
Income Tax Disclosures Required under SSAP 101
September 30, 2021

A. Components of the Net Deferred Tax Asset/(Liability)

The components of the net deferred tax asset / (liability) calculated at December 31, 2020 are as follows:

(1) Change between years by tax character

	09/30/2021			12/31/2020			Change		
	(1)	(2)	(3)	(4)	(5)	(6)	(7)	(8)	(9)
	Ordinary	Capital	Total (Col 1+2)	Ordinary	Capital	Total (Col 4+5)	Ordinary (Col 1-4)	Capital (Col 2-5)	Total (Col 7+8)
(a) Gross deferred tax assets	\$ 683,444	\$	\$ 683,444	\$ 683,444	\$	\$ 683,444	\$ —	\$	\$ —
(b) Statutory valuation allowance adjustments									
(c) Adjusted gross deferred tax assets (1a - 1b)	683,444		683,444	683,444		683,444	—		—
(d) Deferred tax assets nonadmitted									
(e) Subtotal net admitted deferred tax asset (1c - 1d)	\$ 683,444	\$	\$ 683,444	\$ 683,444	\$	\$ 683,444	\$ —	\$	\$ —
(f) Deferred tax liabilities	18,323	368,308	386,631	18,323	368,308	386,631	—	—	—
(g) Net admitted deferred tax asset/(net deferred tax liability) (1e - 1f)	\$ 665,121	\$ (368,308)	\$ 296,813	\$ 665,121	\$ (368,308)	\$ 296,813	\$ —	\$ —	\$ —

(2) Admission calculation components SSAP No. 101

	09/30/2021			12/31/2020			Change		
	(1)	(2)	(3)	(4)	(5)	(6)	(7)	(8)	(9)
	Ordinary	Capital	Total (Col 1+2)	Ordinary	Capital	Total (Col 4+5)	Ordinary (Col 1-4)	Capital (Col 2-5)	Total (Col 7+8)
(a) Federal income taxes paid in prior years recoverable through loss carrybacks	\$ 589,842	\$	\$ 589,842	\$ 589,842	\$	\$ 589,842	\$ —	\$	\$ —
(b) Adjusted gross deferred tax assets expected to be realized (excluding the amount of deferred tax assets from 2(a) above) after application of the threshold limitation (lesser of 2(b)1 and 2(b)2 below)	43,002		43,002	43,002		43,002	—		—
1. Adjusted gross deferred tax assets expected to be realized following the balance sheet date									
2. Adjusted gross deferred tax assets allowed per limitation threshold	XXX	XXX		XXX	XXX		XXX	XXX	
(c) Adjusted gross deferred tax assets (excluding the amount of deferred tax assets from 2(a) and 2(b) above) offset by gross deferred tax liabilities	50,600		50,600	50,600		50,600	—		—
(d) Deferred tax assets admitted as the result of application of SSAP No. 101.									
Total (2(a) + 2(b) + 2(c))	\$ 683,444	\$	\$ 683,444	\$ 683,444	\$	\$ 683,444	\$ —	\$	\$ —

Notes to the Financial Statements

9. Income Taxes (Continued)

(3) Ratio used as basis of admissibility

	09/30/2021	12/31/2020
(a) Ratio percentage used to determine recovery period and threshold limitation amount	1,066.000 %	1,042.000 %
(b) Amount of adjusted capital and surplus used to determine recovery period and threshold limitation in 2(b)2 above	\$ 22,748,056	\$ 22,236,270

(4) Impact of tax-planning strategies

(a) Determination of adjusted gross deferred tax assets and net admitted deferred tax assets, by tax character as a percentage

	09/30/2021		12/31/2020		Change	
	(1)	(2)	(3)	(4)	(5)	(6)
	Ordinary	Capital	Ordinary	Capital	Ordinary (Col. 1-3)	Capital (Col. 2-4)
1. Adjusted gross DTAs amount from Note 9A1(c)	\$ 683,444	\$	\$ 683,444	\$	\$ -	\$
2. Percentage of adjusted gross DTAs by tax character attributable to the impact of tax planning strategies	%	%	%	%	%	%
3. Net admitted adjusted gross DTAs amount from Note 9A1(e)	\$ 683,444	\$	\$ 683,444	\$	\$ -	\$
4. Percentage of net admitted adjusted gross DTAs by tax character admitted because of the impact of tax planning strategies	%	%	%	%	%	%

(b) Use of reinsurance-related tax-planning strategies - Not Applicable

B. Regarding Deferred Tax Liabilities That Are Not Recognized - Not Applicable

C. Major Components of Current Income Taxes Incurred

Current tax and change in deferred tax at September 30, 2021 are as follows:

Current income taxes incurred consist of the following major components:	(1)	(2)	(3)
	09/30/2021	12/31/2020	Change (1-2)
1. Current Income Tax			
(a) Federal	\$ 197,484	\$ 790,790	\$ (593,306)
(b) Foreign			
(c) Subtotal	\$ 197,484	\$ 790,790	\$ (593,306)
(d) Federal income tax on net capital gains	(138,534)	(86,593)	(51,941)
(e) Utilization of capital loss carry-forwards			
(f) Other			
(g) Federal and foreign income taxes incurred	\$ 58,950	\$ 704,197	\$ (645,247)

Notes to the Financial Statements

9. Income Taxes (Continued)

	(1) 09/30/2021	(2) 12/31/2020	(3) Change (1-2)
2. Deferred Tax Assets			
(a) Ordinary			
(1) Discounting of unpaid losses	\$ 37,973	\$ 37,973	\$ -
(2) Unearned premium reserve	561,695	561,695	-
(3) Policyholder reserves			
(4) Investments			
(5) Deferred acquisition costs			
(6) Policyholder dividends accrual			
(7) Fixed assets			
(8) Compensation and benefits accrual			
(9) Pension accrual			
(10) Receivables - nonadmitted			
(11) Net operating loss carry-forward			
(12) Tax credit carry-forward			
(13) Other (including items less than 5% of total ordinary tax assets)	83,776	83,776	-
(99) Subtotal	\$ 683,444	\$ 683,444	\$ -
(b) Statutory valuation allowance adjustment			
(c) Nonadmitted			
(d) Admitted ordinary deferred tax assets (2a99 - 2b - 2c)	\$ 683,444	\$ 683,444	\$ -
(e) Capital			
(1) Investments	\$	\$	\$
(2) Net capital loss carry-forward			
(3) Real estate			
(4) Other (including items <5% of total capital tax assets)			
(99) Subtotal	\$	\$	\$
(f) Statutory valuation allowance adjustment			
(g) Nonadmitted			
(h) Admitted capital deferred tax assets (2e99 - 2f - 2g)			
(i) Admitted deferred tax assets (2d + 2h)	\$ 683,444	\$ 683,444	\$ -
	(1) 09/30/2021	(2) 12/31/2020	(3) Change (1-2)
3. Deferred Tax Liabilities			
(a) Ordinary			
(1) Investments	\$	\$	\$
(2) Fixed assets			
(3) Deferred and uncollected premium			
(4) Policyholder reserves			
(5) Other (including items <5% of total ordinary tax liabilities)	18,323	18,323	-
(99) Subtotal	\$ 18,323	\$ 18,323	\$ -
(b) Capital			
(1) Investments	\$ 368,308	\$ 368,308	\$ -
(2) Real estate			
(3) Other (including items <5% of total capital tax liabilities)			
(99) Subtotal	\$ 368,308	\$ 368,308	\$ -
(c) Deferred tax liabilities (3a99 + 3b99)	\$ 386,631	\$ 386,631	\$ -
4. Net deferred tax assets/liabilities (2i - 3c)	\$ 296,813	\$ 296,813	\$ -
D. Among the More Significant Book to Tax Adjustments - No Significant Changes			
E. Operating Loss and Tax Credit Carryforwards			
(1) Unused loss carryforwards available - Not Applicable			
(2) Income tax expense available for recoupment			
The Company has income tax expense for 2021 and 2020 of \$197,485 and \$793,347, respectively, which is available for the recoupment in the event of a future net losses.			
(3) Deposits admitted under IRC Section 6603 - Not Applicable			
F. Consolidated Federal Income Tax Return - Not Applicable			
G. Federal or Foreign Income Tax Loss Contingencies - Not Applicable			
H. Repatriation Transition Tax (RTT) - Not Applicable			
I. Alternative Minimum Tax (AMT) Credit - Not Applicable			

Notes to the Financial Statements

10. Information Concerning Parent, Subsidiaries, Affiliates and Other Related Parties

- A. All outstanding shares of the Orrville Insurance Agency are owned by the Mennonite Mutual Insurance Company domiciled in the state of Ohio. Mennonite Mutual Aid Society became an affiliate of Mennonite Mutual Insurance Company in 2013.
- B. Detail of Related Party Transactions - Not Applicable
- C. Transactions With Related Party Who Are Not Reported on Schedule Y - Not Applicable
- D. Amounts Due To or From Related Parties - Not Applicable
- E. Management Service Contracts and Cost Sharing Arrangements - Not Applicable
- F. Guarantees or Contingencies - Not Applicable
- G. Nature of Relationships that Could Affect Operations - Not Applicable
- H. Amount Deducted for Investment in Upstream Company - Not Applicable
- I. Detail of Investments in Affiliates Greater Than 10% of Admitted Assets - Not Applicable
- J. Write-Down for Impairments of Investments in Subsidiary Controlled or Affiliated Companies - Not Applicable
- K. Foreign Subsidiary Value Using CARVM - Not Applicable
- L. Downstream Holding Company Value Using Look-Through Method - Not Applicable
- M. All SCA Investments - Not Applicable
- N. Investment in Insurance SCAs - Not Applicable
- O. SCA and SSAP No. 48 Entity Loss Tracking - Not Applicable

11. Debt - Not Applicable

12. Retirement Plans, Deferred Compensation, Postemployment Benefits and Compensated Absences and Other Postretirement Benefit Plans

- A. Defined Benefit Plan - Not Applicable
- B. Investment Policies and Strategies of Plan Assets - Not Applicable
- C. Fair Value of Each Class of Plan Assets - Not Applicable
- D. Expected Long-Term Rate of Return for the Plan Assets - Not Applicable
- E. Defined Contribution Plans

The Company provides its employees with an employer matched safe harbor 401(K) retirement plan. The Board of Directors may also award qualified employees with an additional 401(K) bonus contribution based on the Company's underwriting profit.
- F. Multiemployer Plans - Not Applicable
- G. Consolidated/Holding Company Plans - Not Applicable
- H. Postemployment Benefits and Compensated Absences - Not Applicable
- I. Impact of Medicare Modernization Act on Postretirement Benefits (INT 04-17) - Not Applicable

13. Capital and Surplus, Dividend Restrictions and Quasi-Reorganizations

- A. Outstanding Shares - Not Applicable
- B. Dividend Rate of Preferred Stock - Not Applicable
- C. Dividend Restrictions - Not Applicable
- D. Ordinary Dividends - Not Applicable
- E. Company Profits Paid as Ordinary Dividends - Not Applicable
- F. Surplus Restrictions - Not Applicable
- G. Surplus Advances - Not Applicable
- H. Stock Held for Special Purposes - Not Applicable
- I. Changes in Special Surplus Funds - Not Applicable
- J. Unassigned Funds (Surplus)

The portion of unassigned funds (surplus) represented or reduced by cumulative unrealized gains and (losses) is \$938,277.
- K. Company-Issued Surplus Debentures or Similar Obligations - Not Applicable
- L. Impact of Any Restatement Due to Prior Quasi-Reorganizations - Not Applicable
- M. Effective Date(s) of Quasi-Reorganizations in the Prior 10 Years - Not Applicable

14. Liabilities, Contingencies and Assessments

- A. Contingent Commitments

Various lawsuits against the Company regarding questions of coverage have arisen in the course of the Company's business. Contingent liabilities arising from litigation and other matters are not considered material in relation to the financial position of the Company.

Notes to the Financial Statements

14. Liabilities, Contingencies and Assessments (Continued)

- (1) Commitments or contingent commitment(s) to an SCA entity, joint venture, partnership, or limited liability company - Not Applicable
- (2) Nature and circumstances of guarantee - Not Applicable
- (3) Aggregate compilation of guarantee obligations - Not Applicable
- B. Assessments - Not Applicable
- C. Gain Contingencies - Not Applicable
- D. Claims Related Extra Contractual Obligation and Bad Faith Losses Stemming from Lawsuits - Not Applicable
- E. Product Warranties - Not Applicable
- F. Joint and Several Liabilities - Not Applicable
- G. All Other Contingencies - Not Applicable

15. Leases - Not Applicable

16. Information About Financial Instruments With Off-Balance-Sheet Risk And Financial Instruments With Concentrations of Credit Risk - Not Applicable

17. Sale, Transfer and Servicing of Financial Assets and Extinguishments of Liabilities - Not Applicable

18. Gain or Loss to the Reporting Entity from Uninsured Plans and the Uninsured Portion of Partially Insured Plans - Not Applicable

19. Direct Premium Written/Produced by Managing General Agents/Third Party Administrators - Not Applicable

20. Fair Value Measurements

A. Fair Value Measurement

Fair values are based on quoted market prices when available. The Company's financial assets and liabilities carried at fair value have been classified, for disclosure purposes, based on Statutory Accounting Principle No. 100, Fair Value Measurements.

- Level 1 inputs consist of unadjusted quoted prices for identical assets and liabilities in active markets accessible at the measurement date.
- Level 2 inputs consist of quoted prices for similar assets and liabilities in active markets, quoted prices from those willing to trade markets that are not active, or other inputs that are observable or can be confirmed by market data for the term of the instrument.
- Level 3 inputs consist of unobservable inputs (supported by little or no market activity) and reflect the Company's best estimate of what hypothetical market participants would use to determine a transaction price for the asset or liability at the reporting date.

(1) Fair value measurements at reporting date

The following tables provide information as of September 30, 2021 about the Company's financial assets measured at fair value on a recurring basis:

Description for each class of asset or liability	Level 1	Level 2	Level 3	Net Asset Value (NAV)	Total
a. Assets at fair value					
Common Stock: Industrials and Miscellaneous	\$ 12,195,423	\$ 94,416	\$	\$	\$ 12,289,839
Common Stock: Parents, Subsidiaries and Affiliates			100		100
Cash & Equivalents: Industrials and Miscellaneous	4,108,225				4,108,225
Total assets at fair value/NAV	<u>\$ 16,303,648</u>	<u>\$ 94,416</u>	<u>\$ 100</u>	<u>\$</u>	<u>\$ 16,398,164</u>
b. Liabilities at fair value					
Total liabilities at fair value	<u>\$</u>	<u>\$</u>	<u>\$</u>	<u>\$</u>	<u>\$</u>

Level 1 Transfers – Details

NONE

(2) Fair value measurements in Level 3 of the fair value hierarchy

Description	Ending balance as of 06/30/2021	Transfers Into Level 3	Transfers Out of Level 3	Total Gains and (Losses) Included in Net Income	Total Gains and (Losses) Included in Surplus	Purchases	Issuances	Sales	Settlements	Ending Balance for 09/30/2021
a. Assets										
Common Stock: Parents, Subsidiaries and Affiliates	\$ 100	\$	\$	\$	\$	\$	\$	\$	\$	\$ 100
Total assets	<u>\$ 100</u>	<u>\$</u>	<u>\$</u>	<u>\$</u>	<u>\$</u>	<u>\$</u>	<u>\$</u>	<u>\$</u>	<u>\$</u>	<u>\$ 100</u>
b. Liabilities										
Total liabilities	<u>\$</u>	<u>\$</u>	<u>\$</u>	<u>\$</u>	<u>\$</u>	<u>\$</u>	<u>\$</u>	<u>\$</u>	<u>\$</u>	<u>\$</u>

(3) Policy on transfers into and out of Level 3 - Not Applicable

(4) Inputs and techniques used for Level 2 and Level 3 fair values - Not Applicable

(5) Derivatives - Not Applicable

B. Other Fair Value Disclosures - Not Applicable

Notes to the Financial Statements

20. Fair Value Measurements (Continued)

C. Fair Values for All Financial Instruments by Level 1, 2 and 3

Type of Financial Instrument	Aggregate Fair Value	Admitted Assets	Level 1	Level 2	Level 3	Net Asset Value (NAV)	Not Practicable (Carrying Value)
Bond	\$ 14,853,970	\$ 14,534,136	\$ 14,799,829	\$ 54,141	\$ -	\$ -	\$ -
CMO	3,660,797	3,588,705	3,660,797	-	-	-	-
MBS	1,138,952	1,093,295	1,138,952	-	-	-	-
Common Stock	12,289,939	12,289,939	12,195,423	94,416	100	-	-
Short Term	-	-	-	-	-	-	-
Cash & Cash Equivalents	4,108,225	4,108,225	4,108,225	-	-	-	-

D. Not Practicable to Estimate Fair Value

Type or Class of Financial Instrument	Carrying Value	Effective Interest Rate	Maturity Date	Explanation
Total Cash & Cash Equivalents	\$ 4,108,225	%	09/30/2021	
Total Short Term	-	%	09/30/2021	

E. Nature and Risk of Investments Reported at NAV - Not Applicable

21. Other Items - Not Applicable

22. Events Subsequent - Not Applicable

23. Reinsurance

- A. Unsecured Reinsurance Recoverables - Not Applicable
- B. Reinsurance Recoverable in Dispute - Not Applicable
- C. Reinsurance Assumed and Ceded

(1) Maximum amount of return commission that would have been due reinsurers if all of the company's reinsurance was canceled or if the company's insurance assumed was canceled

	Assumed Reinsurance		Ceded Reinsurance		Net	
	Premium Reserve	Commission Equity	Premium Reserve	Commission Equity	Premium Reserve	Commission Equity
a. Affiliates	\$ 4,974	\$ 1,492	\$	\$	\$ 4,974	\$ 1,492
b. All other	31,283	10,949	609,663	201,189	(578,380)	(190,240)
c. Total	<u>\$ 36,257</u>	<u>\$ 12,441</u>	<u>\$ 609,663</u>	<u>\$ 201,189</u>	<u>\$ (573,406)</u>	<u>\$ (188,748)</u>
d. Direct unearned premium reserve			\$ 15,100,556			

Commission equity amounts computed by applying the fixed or provisional commission rate for each contract to the unearned premium reserve:
Assumed Affiliates - 30%.
Assumed Other - 35%.
Ceded Other - 33%.

(2) The additional or return commission, predicated on loss experience or on any other form of profit sharing arrangements in this statement as a result of existing contractual arrangements is accrued as follows: - Not Applicable

(3) Risks attributed to each of the company's protected cells - Not Applicable

- D. Uncollectible Reinsurance - Not Applicable
- E. Commutation of Ceded Reinsurance - Not Applicable
- F. Retroactive Reinsurance - Not Applicable
- G. Reinsurance Accounted for as a Deposit - Not Applicable
- H. Disclosures for the Transfer of Property and Casualty Run-Off Agreements - Not Applicable
- I. Certified Reinsurer Rating Downgraded or Status Subject to Revocation - Not Applicable
- J. Reinsurance Agreements Qualifying for Reinsurer Aggregation - Not Applicable
- K. Reinsurance Credit - Not Applicable

24. Retrospectively Rated Contracts & Contracts Subject to Redetermination

- A. Method Used to Estimate - Not Applicable
- B. Method Used to Record - Not Applicable
- C. Amount and Percent of Net Retrospective Premiums - Not Applicable

Notes to the Financial Statements

24. Retrospectively Rated Contracts & Contracts Subject to Redetermination (Continued)

D. Medical Loss Ratio Rebates Required Pursuant to the Public Health Service Act

	(1)	(2)	(3)	(4)	(5)
	Individual	Small Group Employer	Large Group Employer	Other Categories with Rebates	Total
Prior Reporting Year					
(1) Medical loss ratio rebates incurred	\$	\$	\$	\$	\$
(2) Medical loss ratio rebates paid					
(3) Medical loss rebates unpaid					
(4) Plus reinsurance assumed amounts	XXX	XXX	XXX	XXX	
(5) Less reinsurance ceded amounts	XXX	XXX	XXX	XXX	
(6) Rebates unpaid net of reinsurance	XXX	XXX	XXX	XXX	
Current Reporting Year-to-Date					
(7) Medical loss ratio rebates incurred	\$	\$	\$	\$	\$
(8) Medical loss ratio rebates paid					
(9) Medical loss rebates unpaid					
(10) Plus reinsurance assumed amounts	XXX	XXX	XXX	XXX	
(11) Less reinsurance ceded amounts	XXX	XXX	XXX	XXX	
(12) Rebates unpaid net of reinsurance	XXX	XXX	XXX	XXX	

E. Calculation of Nonadmitted Retrospective Premium

(1) For Ten Percent (10%) Method of determining nonadmitted retrospective premium

Ten percent of the amount of accrued retrospective premiums not offset by retrospective return premiums, other liabilities to the same party (other than loss and loss adjustment expense reserves), or collateral as permitted by SSAP No. 66-Retrospectively Rated Contracts has been nonadmitted.

a. Total accrued retro premium	\$
b. Unsecured amount	
c. Less: nonadmitted amount (10%)	
d. Less: nonadmitted for any person for whom agents' balances or uncollected premiums are nonadmitted	
e. Admitted amount (a-c-d)	\$

(2) For Quality Rating Method of determining nonadmitted retrospective premium

	(1)	(2)		(3)	(4)
	Insured's Current Quality Rating	Total Amount	Unsecured Balances	Nonadmitted Amount (2) x %	Admitted Amount (1 - 3)
a.	1	\$	\$	1 %	\$
b.	2			2 %	
c.	3			5 %	
d.	4			10 %	
e.	5			20 %	
f.	6			100 %	
g.	Nonadmitted for any person for whom agents' balances or uncollected premiums are nonadmitted				
h.	Total (a) through (f) - (g)	\$	\$	%	\$

F. Risk-Sharing Provisions of the Affordable Care Act (ACA)

The Company does not write any accident or health insurance premiums that are subject to the Affordable Care Act risk-sharing provisions.

(1) Accident and health insurance premium subject to the Affordable Care Act risk-sharing provisions

Did the reporting entity write accident and health insurance premium which is subject to the Affordable Care Act risk sharing provisions?
NO

Notes to the Financial Statements

24. Retrospectively Rated Contracts & Contracts Subject to Redetermination (Continued)

(2) Impact of Risk-Sharing Provisions of the Affordable Care Act on admitted assets, liabilities and revenue for the current year

	Amount
a. Permanent ACA Risk Adjustment Program	
Assets	
1. Premium adjustments receivable due to the ACA risk adjustment (including high risk pool payments)	\$
Liabilities	
2. Risk adjustment user fees payable for ACA risk adjustment	\$
3. Premium adjustments payable due to ACA risk adjustment (including high risk pool premium)	
Operations (Revenue & Expense)	
4. Reported as revenue in premium for accident and health contracts (written/collected) due to ACA risk adjustment	\$
5. Reported in expenses as ACA risk adjustment user fees (incurred/paid)	
b. Transitional ACA Reinsurance Program	
Assets	
1. Amounts recoverable for claims paid due to ACA reinsurance	\$
2. Amounts recoverable for claims unpaid due to ACA reinsurance (contra liability)	
3. Amounts receivable relating to uninsured plans for contributions for ACA reinsurance	
Liabilities	
4. Liabilities for contributions payable due to ACA reinsurance - not reported as ceded premium	\$
5. Ceded reinsurance premiums payable due to ACA reinsurance	
6. Liabilities for amounts held under uninsured plans contributions for ACA reinsurance	
Operations (Revenue & Expense)	
7. Ceded reinsurance premiums due to ACA reinsurance	\$
8. Reinsurance recoveries (income statement) due to ACA reinsurance payments or expected payments	
9. ACA reinsurance contributions - not reported as ceded premium	
c. Temporary ACA Risk Corridors Program	
Assets	
1. Accrued retrospective premium due to ACA risk corridors liabilities	\$
2. Reserve for rate credits or policy experience rating refunds due to ACA risk corridors	
Operations (Revenue & Expense)	
3. Effect of ACA risk corridors on net premium income (paid/received)	\$
4. Effect of ACA risk corridors on change in reserves for rate credits	

Notes to the Financial Statements

24. Retrospectively Rated Contracts & Contracts Subject to Redetermination (Continued)

(3) Roll-forward of prior year ACA risk-sharing provisions for the following asset (gross of any nonadmission) and liability balances, along with the reasons for adjustments to prior year balance

				Differences		Adjustments		Unsettled Balances as of the Reporting Date	
Accrued During the Prior Year on Business Written Before Dec 31 of the Prior Year		Received or Paid as of the Current Year on Business Written Before Dec 31 of the Prior Year		Prior Year Accrued Less Payments (Col 1 - 3)	Prior Year Accrued Less Payments (Col 2 - 4)	To Prior Year Balances	To Prior Year Balances	Cumulative Balance from Prior Years (Col 1-3+7)	Cumulative Balance from Prior Years (Col 2-4+8)
(1)	(2)	(3)	(4)	(5)	(6)	(7)	(8)	(9)	(10)
Receivable	(Payable)	Receivable	(Payable)	Receivable	(Payable)	Receivable	(Payable)	Receivable	(Payable)
a. Permanent ACA Risk Adjustment Program									
1. Premium adjustments receivable (including high risk pool payments) ..	\$	\$	\$	\$	\$	\$	\$	A	\$
2. Premium adjustments (payable) (including high risk pool premium)	B
3. Subtotal ACA Permanent Risk Adjustment Program	\$	\$	\$	\$	\$	\$	\$		\$
b. Transitional ACA Reinsurance Program									
1. Amounts recoverable for claims paid	\$	\$	\$	\$	\$	\$	\$	C	\$
2. Amounts recoverable for claims unpaid (contra liability)	D
3. Amounts receivable relating to uninsured plans	E
4. Liabilities for contributions payable due to ACA reinsurance - not reported as ceded premium	F
5. Ceded reinsurance premiums payable	G
6. Liability for amounts held under uninsured plans	H
7. Subtotal ACA Transitional Reinsurance Program	\$	\$	\$	\$	\$	\$	\$		\$
c. Temporary ACA Risk Corridors Program									
1. Accrued retrospective premium	\$	\$	\$	\$	\$	\$	\$	I	\$
2. Reserve for rate credits or policy experience rating refunds	J
3. Subtotal ACA Risk Corridors Program	\$	\$	\$	\$	\$	\$	\$		\$
d. Total for ACA risk sharing provisions	\$	\$	\$	\$	\$	\$	\$		\$

Explanations of Adjustments: None

(4) Roll-forward of risk corridors asset and liability balances by program benefit year

				Differences		Adjustments		Unsettled Balances as of the Reporting Date	
Accrued During the Prior Year on Business Written Before Dec 31 of the Prior Year		Received or Paid as of the Current Year on Business Written Before Dec 31 of the Prior Year		Prior Year Accrued Less Payments (Col 1 - 3)	Prior Year Accrued Less Payments (Col 2 - 4)	To Prior Year Balances	To Prior Year Balances	Cumulative Balance from Prior Years (Col 1-3+7)	Cumulative Balance from Prior Years (Col 2-4+8)
(1)	(2)	(3)	(4)	(5)	(6)	(7)	(8)	(9)	(10)
Receivable	(Payable)	Receivable	(Payable)	Receivable	(Payable)	Receivable	(Payable)	Receivable	(Payable)
Risk Corridors Program Year									
a. 2014									
1. Accrued retrospective premium	\$	\$	\$	\$	\$	\$	\$	A	\$
2. Reserve for rate credits for policy experience rating refunds	B
b. 2015									
1. Accrued retrospective premium	\$	\$	\$	\$	\$	\$	\$	C	\$
2. Reserve for rate credits for policy experience rating refunds	D
c. 2016									
1. Accrued retrospective premium	\$	\$	\$	\$	\$	\$	\$	E	\$
2. Reserve for rate credits for policy experience rating refunds	F
d. Total for Risk Corridors	\$	\$	\$	\$	\$	\$	\$		\$

Explanations of Adjustments: None

Notes to the Financial Statements

24. Retrospectively Rated Contracts & Contracts Subject to Redetermination (Continued)

(5) ACA risk corridors receivable as of reporting date

Risk Corridor Program Year	(1) Estimated Amount to be Filed or Final Amount Filed with CMS	(2) Nonaccrued Amounts for Impairment or Other Reasons	(3) Amounts Received from CMS	(4) Asset Balance Gross of Nonadmissions (1-2-3)	(5) Non-admitted Amount	(6) Net Admitted Asset (4-5)
a. 2014.....	\$	\$	\$	\$	\$	\$
b. 2015.....
c. 2016.....
d. Total (a+b+c).....	<u>\$</u>	<u>\$</u>	<u>\$</u>	<u>\$</u>	<u>\$</u>	<u>\$</u>

25. Changes in Incurred Losses and Loss Adjustment Expenses

A. Reasons for Changes in the Provision for Incurred Loss and Loss Adjustment Expenses Attributable to Insured Events of Prior Years

Reserves for incurred losses and LAE as of 12/31/20 were \$3,219,798. As of 09/30/21, \$1,689,000 has been paid for incurred losses attributable to insured events of prior years. Reserves remaining for prior years are now \$1,798,000 as a result of re-estimation of unpaid claims and claim adjustment expenses. Therefore, there has been \$267,202 of **unfavorable** development from prior years. Increases and decreases of this nature occur as a result of ongoing analysis of recent loss development trends. Original estimates are increased or decreased, as additional information becomes known regarding individual claims.

B. Significant Changes in Methodologies and Assumptions Used in Calculating the Liability for Unpaid Losses and Loss Adjustment Expenses - Not Applicable

26. Intercompany Pooling Arrangements - Not Applicable

27. Structured Settlements - Not Applicable

28. Health Care Receivables - Not Applicable

29. Participating Policies - Not Applicable

30. Premium Deficiency Reserves

	<u>FIRE</u>	<u>HO / FO</u>	<u>CMP</u>	<u>GL / UMB</u>	<u>CAP / APD</u>	<u>Total</u>
Net unearned premium reserve at 12/31/20	\$ 789,299	\$ 3,689,558	\$ 7,306,285	\$ 203,375	\$ 1,001,707	\$ 12,990,224
Anticipated loss and adjusting (5 year average)	(276,403)	(1,788,210)	(3,728,431)	(69,360)	(472,903)	(6,335,308)
Acquisition costs (at renewal)	-	-	-	-	-	-
Policy maintenance cost (10.0% estimate)	(78,930)	(368,956)	(730,629)	(20,338)	(100,171)	(1,299,022)
Surplus / (Deficiency)	<u>\$ 433,966</u>	<u>\$ 1,532,392</u>	<u>\$ 2,847,226</u>	<u>\$ 113,677</u>	<u>\$ 428,633</u>	<u>\$ 5,355,893</u>
Net earned premium 2016	1,508	4,782	5,294	415	763	
Net earned premium 2017	1,472	4,954	7,052	115	899	
Net earned premium 2018	1,423	5,201	7,609	367	1,048	
Net earned premium 2019	1,407	5,493	8,910	695	1,269	
Net earned premium 2020	1,349	6,083	10,729	396	1,594	
	<u>\$ 7,159</u>	<u>\$ 26,513</u>	<u>\$ 39,594</u>	<u>\$ 1,988</u>	<u>\$ 5,573</u>	
Net incurred loss & lae 2016	421	1,885	2,934	67	189	
Net incurred loss & lae 2017	489	3,713	2,338	169	826	
Net incurred loss & lae 2018	337	1,050	3,910	269	324	
Net incurred loss & lae 2019	1,077	3,379	5,419	74	557	
Net incurred loss & lae 2020	183	2,823	5,604	99	735	
	<u>\$ 2,507</u>	<u>\$ 12,850</u>	<u>\$ 20,205</u>	<u>\$ 678</u>	<u>\$ 2,631</u>	

The Company evaluated the need to record a premium deficiency reserve as of the end of the year and determined a reserve was not required. The Company does not anticipate investment income when evaluating the need for premium deficiency reserves.

1. Liability carried for premium deficiency reserves:
- \$
2. Date of the most recent evaluation of this liability:
- 12/31/2021
3. Was anticipated investment income utilized in the calculation?
- NO

31. High Deductibles - Not Applicable

32. Discounting of Liabilities For Unpaid Losses or Unpaid Loss Adjustment Expenses - Not Applicable

33. Asbestos/Environmental Reserves - Not Applicable

34. Subscriber Savings Accounts - Not Applicable

35. Multiple Peril Crop Insurance - Not Applicable

36. Financial Guaranty Insurance - Not Applicable

GENERAL INTERROGATORIES

PART 1 - COMMON INTERROGATORIES
GENERAL

- 1.1

Did the reporting entity experience any material transactions requiring the filing of Disclosure of Material Transactions with the State of Domicile, as required by the Model Act?

Yes ☐ No ☒
- 1.2

If yes, has the report been filed with the domiciliary state?

Yes ☐ No ☐
- 2.1

Has any change been made during the year of this statement in the charter, by-laws, articles of incorporation, or deed of settlement of the reporting entity?

Yes ☐ No ☒
- 2.2

If yes, date of change:
- 3.1

Is the reporting entity a member of an Insurance Holding Company System consisting of two or more affiliated persons, one or more of which is an insurer?

Yes ☒ No ☐

If yes, complete Schedule Y, Parts 1 and 1A.
- 3.2

Have there been any substantial changes in the organizational chart since the prior quarter end?

Yes ☐ No ☒
- 3.3

If the response to 3.2 is yes, provide a brief description of those changes.
- 3.4

Is the reporting entity publicly traded or a member of a publicly traded group?

Yes ☐ No ☒
- 3.5

If the response to 3.4 is yes, provide the CIK (Central Index Key) code issued by the SEC for the entity/group.
- 4.1

Has the reporting entity been a party to a merger or consolidation during the period covered by this statement?

Yes ☐ No ☒

If yes, complete and file the merger history data file with the NAIC.
- 4.2

If yes, provide the name of entity, NAIC Company Code, and state of domicile (use two letter state abbreviation) for any entity that has ceased to exist as a result of the merger or consolidation.

1	2	3
Name of Entity	NAIC Company Code	State of Domicile

5.

If the reporting entity is subject to a management agreement, including third-party administrator(s), managing general agent(s), attorney-in-fact, or similar agreement, have there been any significant changes regarding the terms of the agreement or principals involved?

If yes, attach an explanation.

Yes ☐ No ☒ NA ☐
- 6.1

State as of what date the latest financial examination of the reporting entity was made or is being made.

12/31/2017
- 6.2

State the as of date that the latest financial examination report became available from either the state of domicile or the reporting entity. This date should be the date of the examined balance sheet and not the date the report was completed or released.

12/31/2017
- 6.3

State as of what date the latest financial examination report became available to other states or the public from either the state of domicile or the reporting entity. This is the release date or completion date of the examination report and not the date of the examination (balance sheet date).

05/10/2018
- 6.4

By what department or departments?

Ohio Department of Insurance (ODI)
- 6.5

Have all financial statement adjustments within the latest financial examination report been accounted for in a subsequent financial statement filed with Departments?

Yes ☒ No ☐ NA ☐
- 6.6

Have all of the recommendations within the latest financial examination report been complied with?

Yes ☐ No ☒ NA ☐
- 7.1

Has this reporting entity had any Certificates of Authority, licenses or registrations (including corporate registration, if applicable) suspended or revoked by any governmental entity during the reporting period?

Yes ☐ No ☒
- 7.2

If yes, give full information:
- 8.1

Is the company a subsidiary of a bank holding company regulated by the Federal Reserve Board?

Yes ☐ No ☒
- 8.2

If response to 8.1 is yes, please identify the name of the bank holding company.
- 8.3

Is the company affiliated with one or more banks, thrifts or securities firms?

Yes ☐ No ☒
- 8.4

If response to 8.3 is yes, please provide below the names and location (city and state of the main office) of any affiliates regulated by a federal regulatory services agency [i.e. the Federal Reserve Board (FRB), the Office of the Comptroller of the Currency (OCC), the Federal Deposit Insurance Corporation (FDIC) and the Securities Exchange Commission (SEC)] and identify the affiliate's primary federal regulator.]

1	2	3	4	5	6
Affiliate Name	Location (City, State)	FRB	OCC	FDIC	SEC

GENERAL INTERROGATORIES

9.1

Are the senior officers (principal executive officer, principal financial officer, principal accounting officer or controller, or persons performing similar functions) of the reporting entity subject to a code of ethics, which includes the following standards?
(a) Honest and ethical conduct, including the ethical handling of actual or apparent conflicts of interest between personal and professional relationships;
(b) Full, fair, accurate, timely and understandable disclosure in the periodic reports required to be filed by the reporting entity;
(c) Compliance with applicable governmental laws, rules and regulations;
(d) The prompt internal reporting of violations to an appropriate person or persons identified in the code; and
(e) Accountability for adherence to the code.

Yes ☒ No ☐

9.11

If the response to 9.1 is No, please explain:
.....

9.2

Has the code of ethics for senior managers been amended?

Yes ☐ No ☒

9.21

If the response to 9.2 is Yes, provide information related to amendment(s).
.....

9.3

Have any provisions of the code of ethics been waived for any of the specified officers?

Yes ☐ No ☒

9.31

If the response to 9.3 is Yes, provide the nature of any waiver(s).
.....

FINANCIAL

10.1

Does the reporting entity report any amounts due from parent, subsidiaries or affiliates on Page 2 of this statement?.....

Yes ☒ No ☐

10.2

If yes, indicate any amounts receivable from parent included in the Page 2 amount:.....\$5,194

INVESTMENT

11.1

Were any of the stocks, bonds, or other assets of the reporting entity loaned, placed under option agreement, or otherwise made available for use by another person? (Exclude securities under securities lending agreements.)

Yes ☐ No ☒

11.2

If yes, give full and complete information relating thereto:
.....

12.

Amount of real estate and mortgages held in other invested assets in Schedule BA:\$0

13.

Amount of real estate and mortgages held in short-term investments:\$0

14.1

Does the reporting entity have any investments in parent, subsidiaries and affiliates?

Yes ☒ No ☐

14.2

If yes, please complete the following:

	1	2
	Prior Year-End Book/Adjusted Carrying Value	Current Quarter Book/Adjusted Carrying Value
14.21 Bonds	\$0	\$
14.22 Preferred Stock	\$0	\$
14.23 Common Stock	\$100	\$100
14.24 Short-Term Investments	\$0	\$
14.25 Mortgage Loans on Real Estate	\$	\$
14.26 All Other	\$	\$
14.27 Total Investment in Parent, Subsidiaries and Affiliates (Subtotal Lines 14.21 to 14.26).....	\$100	\$100
14.28 Total Investment in Parent included in Lines 14.21 to 14.26 above	\$	\$

15.1

Has the reporting entity entered into any hedging transactions reported on Schedule DB?

Yes ☐ No ☒

15.2

If yes, has a comprehensive description of the hedging program been made available to the domiciliary state?

If no, attach a description with this statement.

Yes ☐ No ☐ NA ☒

16

For the reporting entity's security lending program, state the amount of the following as of the current statement date:

16.1

Total fair value of reinvested collateral assets reported on Schedule DL, Parts 1 and 2

\$0

16.2

Total book adjusted/carrying value of reinvested collateral assets reported on Schedule DL, Parts 1 and 2

\$0

16.3

Total payable for securities lending reported on the liability page

\$0

GENERAL INTERROGATORIES

17. Excluding items in Schedule E – Part 3 – Special Deposits, real estate, mortgage loans and investments held physically in the reporting entity’s offices, vaults or safety deposit boxes, were all stocks, bonds and other securities, owned throughout the current year held pursuant to a custodial agreement with a qualified bank or trust company in accordance with Section 1, III – General Examination Considerations, F. Outsourcing of Critical Functions, Custodial or Safekeeping Agreements of the NAIC *Financial Condition Examiners Handbook*?

Yes [X] No []

17.1 For all agreements that comply with the requirements of the NAIC *Financial Condition Examiners Handbook*, complete the following:

1 Name of Custodian(s)	2 Custodian Address
Wayne Savings Community Bank.....	Wooster, Ohio.....
Federal Home Loan Bank.....	Cincinnati, Ohio.....
Commercial Savings Bank.....	Orrville, Ohio.....
Manufacturers and Traders Trust co.....	Baltimore, MD.....

17.2 For all agreements that do not comply with the requirements of the NAIC *Financial Condition Examiners Handbook*, provide the name, location and a complete explanation:

1 Name(s)	2 Location(s)	3 Complete Explanation(s)

17.3 Have there been any changes, including name changes, in the custodian(s) identified in 17.1 during the current quarter?

Yes [] No [X]

17.4 If yes, give full and complete information relating thereto:

1 Old Custodian	2 New Custodian	3 Date of Change	4 Reason

17.5 Investment management – Identify all investment advisors, investment managers, broker/dealers, including individuals that have the authority to make investment decisions on behalf of the reporting entity. For assets that are managed internally by employees of the reporting entity, note as such. [“...that have access to the investment accounts”; “...handle securities”]

1 Name of Firm or Individual	2 Affiliation
Christopher Blough, CEO.....	I.....
The Concord Advisory Group, Ltd.....	U.....
Payden & Rygel Investment Management.....	U.....
Logan Capital Management, Inc.....	U.....

17.5097 For those firms/individuals listed in the table for Question 17.5, do any firms/individuals unaffiliated with the reporting entity (i.e., designated with a “U”) manage more than 10% of the reporting entity’s invested assets?

Yes [X] No []

17.5098 For firms/individuals unaffiliated with the reporting entity (i.e., designated with a “U”) listed in the table for Question 17.5, does the total assets under management aggregate to more than 50% of the reporting entity’s invested assets?

Yes [X] No []

17.6 For those firms or individuals listed in the table for 17.5 with an affiliation code of “A” (affiliated) or “U” (unaffiliated), provide the information for the table below.

1 Central Registration Depository Number	2 Name of Firm or Individual	3 Legal Entity Identifier (LEI)	4 Registered With	5 Investment Management Agreement (IMA) Filed
.....
.....
.....

18.1 Have all the filing requirements of the *Purposes and Procedures Manual of the NAIC Investment Analysis Office* been followed?

Yes [X] No []

18.2 If no, list exceptions:
.....

19. By self-designating 5GI securities, the reporting entity is certifying the following elements for each self-designated 5GI security:
Documentation necessary to permit a full credit analysis of the security does not exist or an NAIC CRP credit rating for an FE or
a. PL security is not available.
b. Issuer or obligor is current on all contracted interest and principal payments.
c. The insurer has an actual expectation of ultimate payment of all contracted interest and principal.

Has the reporting entity self-designated 5GI securities?.....

Yes [] No [X]

20. By self-designating PLGI securities, the reporting entity is certifying the following elements of each self-designated PLGI security:
a. The security was purchased prior to January 1, 2018.
b. The reporting entity is holding capital commensurate with the NAIC Designation reported for the security.
The NAIC Designation was derived from the credit rating assigned by an NAIC CRP in its legal capacity as a NRSRO which is
c. shown on a current private letter rating held by the insurer and available for examination by state insurance regulators.
d. The reporting entity is not permitted to share this credit rating of the PL security with the SVO.

Has the reporting entity self-designated PLGI securities?.....

Yes [] No [X]

GENERAL INTERROGATORIES

21. By assigning FE to a Schedule BA non-registered private fund, the reporting entity is certifying the following elements of each self-designated FE fund:.....
- a. The shares were purchased prior to January 1, 2019.
 - b. The reporting entity is holding capital commensurate with the NAIC Designation reported for the security.
 - c. The security had a public credit rating(s) with annual surveillance assigned by an NAIC CRP in its legal capacity as an NRSRO prior to January 1, 2019.
 - d. The fund only or predominantly holds bonds in its portfolio.
 - e. The current reported NAIC Designation was derived from the public credit rating(s) with annual surveillance assigned by an NAIC CRP in its legal capacity as an NRSRO.
 - f. The public credit rating(s) with annual surveillance assigned by an NAIC CRP has not lapsed.

Has the reporting entity assigned FE to Schedule BA non-registered private funds that complied with the above criteria? Yes [] No [X]

GENERAL INTERROGATORIES
PART 2 - PROPERTY & CASUALTY INTERROGATORIES

1. If the reporting entity is a member of a pooling arrangement, did the agreement or the reporting entity's participation change? Yes [] No [X] NA []
If yes, attach an explanation.

2. Has the reporting entity reinsured any risk with any other reporting entity and agreed to release such entity from liability, in whole or in part, from any loss that may occur on the risk, or portion thereof, reinsured? Yes [] No [X]
If yes, attach an explanation.

3.1 Have any of the reporting entity's primary reinsurance contracts been canceled? Yes [] No [X]

3.2 If yes, give full and complete information thereto.
.....

4.1 Are any of the liabilities for unpaid losses and loss adjustment expenses other than certain workers' compensation tabular reserves (see *Annual Statement Instructions* pertaining to disclosure of discounting for definition of "tabular reserves,") discounted at a rate of interest greater than zero? Yes [] No [X]

4.2 If yes, complete the following schedule:

			TOTAL DISCOUNT				DISCOUNT TAKEN DURING PERIOD			
1	2	3	4	5	6	7	8	9	10	11
Line of Business	Maximum Interest	Discount Rate	Unpaid Losses	Unpaid LAE	IBNR	TOTAL	Unpaid Losses	Unpaid LAE	IBNR	TOTAL
TOTAL			0	0	0	0	0	0	0	0

5. Operating Percentages:

5.1 A&H loss percent %
5.2 A&H cost containment percent %
5.3 A&H expense percent excluding cost containment expenses %

6.1 Do you act as a custodian for health savings accounts?..... Yes [] No [X]

6.2 If yes, please provide the amount of custodial funds held as of the reporting date..... \$

6.3 Do you act as an administrator for health savings accounts?..... Yes [] No [X]

6.4 If yes, please provide the balance of the funds administered as of the reporting date..... \$

7. Is the reporting entity licensed or chartered, registered, qualified, eligible or writing business in at least two states?..... Yes [X] No []

7.1 If no, does the reporting entity assume reinsurance business that covers risks residing in at least one state other than the state of domicile of the reporting entity?..... Yes [] No []

STATEMENT AS OF SEPTEMBER 30, 2021 OF THE MENNONITE MUTUAL INSURANCE COMPANY

SCHEDULE F - CEDED REINSURANCE

Showing All New Reinsurers - Current Year to Date

[illegible]

SCHEDULE T - EXHIBIT OF PREMIUMS WRITTEN

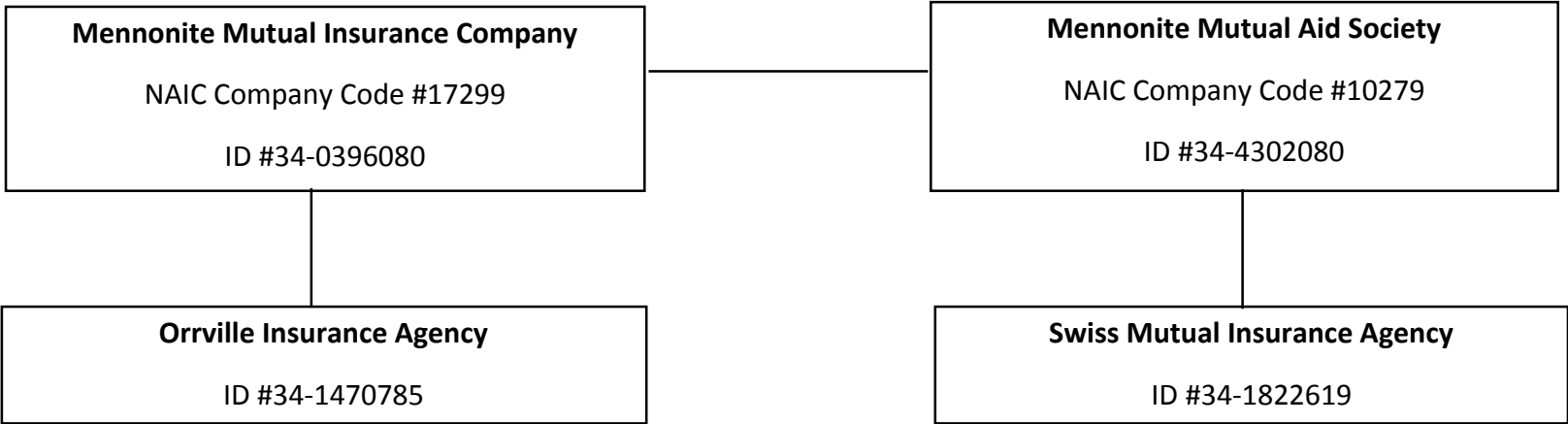
Current Year to Date – Allocated by States and Territories								
States, etc.	1 Active Status (a)	Direct Premiums Written		Direct Losses Paid (Deducting Salvage)		Direct Losses Unpaid		
		2 Current Year To Date	3 Prior Year To Date	4 Current Year To Date	5 Prior Year To Date	6 Current Year To Date	7 Prior Year To Date	
1. Alabama	AL	N	0	0	0		0	
2. Alaska	AK	N	0	0	0		0	
3. Arizona	AZ	N	0	0	0		0	
4. Arkansas	AR	N	0	0	0		0	
5. California	CA	N	0	0	0		0	
6. Colorado	CO	N	0	0	0		0	
7. Connecticut	CT	N	0	0	0		0	
8. Delaware	DE	N	0	0	0		0	
9. Dist. Columbia	DC	N	0	0	0		0	
10. Florida	FL	N	0	0	0		0	
11. Georgia	GA	N	0	0	0		0	
12. Hawaii	HI	N	0	0	0		0	
13. Idaho	ID	N	0	0	0		0	
14. Illinois	IL	N	0	0	0		0	
15. Indiana	IN	L	9,830,296	7,399,131	5,005,425	3,124,269	7,142,724	2,088,662
16. Iowa	IA	N	0	0	0		0	
17. Kansas	KS	N	0	0	0		0	
18. Kentucky	KY	N	0	0	0		0	
19. Louisiana	LA	N	0	0	0		0	
20. Maine	ME	N	0	0	0		0	
21. Maryland	MD	N	0	0	0		0	
22. Massachusetts	MA	N	0	0	0		0	
23. Michigan	MI	N	0	0	0		0	
24. Minnesota	MN	N	0	0	0		0	
25. Mississippi	MS	N	0	0	0		0	
26. Missouri	MO	N	0	0	0		0	
27. Montana	MT	N	0	0	0		0	
28. Nebraska	NE	N	0	0	0		0	
29. Nevada	NV	N	0	0	0		0	
30. New Hampshire	NH	N	0	0	0		0	
31. New Jersey	NJ	N	0	0	0		0	
32. New Mexico	NM	N	0	0	0		0	
33. New York	NY	N	0	0	0		0	
34. No. Carolina	NC	N	0	0	0		0	
35. No. Dakota	ND	N	0	0	0		0	
36. Ohio	OH	L	13,679,484	12,537,315	3,601,861	2,937,025	3,414,711	1,256,591
37. Oklahoma	OK	N	0	0	0		0	
38. Oregon	OR	N	0	0	0		0	
39. Pennsylvania	PA	L	0	0	0		0	
40. Rhode Island	RI	N	0	0	0		0	
41. So. Carolina	SC	N	0	0	0		0	
42. So. Dakota	SD	N	0	0	0		0	
43. Tennessee	TN	N	0	0	0		0	
44. Texas	TX	N	0	0	0		0	
45. Utah	UT	N	0	0	0		0	
46. Vermont	VT	N	0	0	0		0	
47. Virginia	VA	N	0	0	0		0	
48. Washington	WA	N	0	0	0		0	
49. West Virginia	WV	N	0	0	0		0	
50. Wisconsin	WI	N	0	0	0		0	
51. Wyoming	WY	N	0	0	0		0	
52. American Samoa	AS	N	0	0	0		0	
53. Guam	GU	N	0	0	0		0	
54. Puerto Rico	PR	N	0	0	0		0	
55. U.S. Virgin Islands	VI	N	0	0	0		0	
56. Northern Mariana Islands	MP	N	0	0	0		0	
57. Canada	CAN	N	0	0	0		0	
58. Aggregate Other Alien	OT	XXX	0	0	0	0	0	
59. Totals	XXX		23,509,780	19,936,446	8,607,286	6,061,294	10,557,435	3,345,253
DETAILS OF WRITE-INS								
58001.	XXX							
58002.	XXX							
58003.	XXX							
58998. Summary of remaining write-ins for Line 58 from overflow page	XXX		0	0	0	0	0	0
58999. TOTALS (Lines 58001 through 58003 plus 58998) (Line 58 above)	XXX		0	0	0	0	0	0

(a) Active Status Counts

L – Licensed or Chartered – Licensed insurance carrier or domiciled RRG 3 R – Registered – Non-domiciled RRGs 0
E – Eligible – Reporting entities eligible or approved to write surplus lines in the state (other than their state of domicile – See DSLI) 0 Q – Qualified – Qualified or accredited reinsurer 0
D – Domestic Surplus Lines Insurer (DSLII) – Reporting entities authorized to write surplus lines in the state of domicile 0 N – None of the above – Not allowed to write business in the state 54
All of the premiums and losses with respect to every kind of insurance transacted are allocated to the state in which the property or insured is located.

SCHEDULE Y – INFORMATION CONCERNING ACTIVITIES OF INSURER MEMBERS OF A HOLDING COMPANY GROUP
PART 1 – ORGANIZATIONAL CHART

MENNONITE MUTUAL GROUP
ORGANIZATIONAL CHART
NAIC Group Code #4780



1. All companies and agencies are controlled by a common board of directors and officers.

SCHEDULE Y
PART 1A – DETAIL OF INSURANCE HOLDING COMPANY SYSTEM

Asterisk	Explanation

PART 1 - LOSS EXPERIENCE

Line of Business		Current Year to Date			4 Prior Year to Date Direct Loss Percentage
		1 Direct Premiums Earned	2 Direct Losses Incurred	3 Direct Loss Percentage	
1.	Fire	1,042,440	485,747	46.6	3.7
2.	Allied lines			0.0	0.0
3.	Farmowners multiple peril	6,193,792	2,348,519	37.9	25.6
4.	Homeowners multiple peril			0.0	0.0
5.	Commercial multiple peril	11,721,323	11,811,249	100.8	42.2
6.	Mortgage guaranty			0.0	0.0
8.	Ocean marine			0.0	0.0
9.	Inland marine			0.0	0.0
10.	Financial guaranty			0.0	0.0
11.1	Medical professional liability -occurrence			0.0	0.0
11.2	Medical professional liability -claims made			0.0	0.0
12.	Earthquake			0.0	0.0
13.	Group accident and health			0.0	0.0
14.	Credit accident and health			0.0	0.0
15.	Other accident and health			0.0	0.0
16.	Workers' compensation			0.0	0.0
17.1	Other liability occurrence	1,162,356	387,090	33.3	2.0
17.2	Other liability-claims made			0.0	0.0
17.3	Excess Workers' Compensation			0.0	0.0
18.1	Products liability-occurrence			0.0	0.0
18.2	Products liability-claims made			0.0	0.0
19.1,19.2	Private passenger auto liability			0.0	0.0
19.3,19.4	Commercial auto liability	1,223,824	328,033	26.8	6.5
21.	Auto physical damage	505,790	550,599	108.9	64.5
22.	Aircraft (all perils)			0.0	0.0
23.	Fidelity			0.0	0.0
24.	Surety			0.0	0.0
26.	Burglary and theft			0.0	0.0
27.	Boiler and machinery			0.0	0.0
28.	Credit			0.0	0.0
29.	International			0.0	0.0
30.	Warranty			0.0	0.0
31.	Reinsurance - Nonproportional Assumed Property	XXX	XXX	XXX	XXX
32.	Reinsurance - Nonproportional Assumed Liability	XXX	XXX	XXX	XXX
33.	Reinsurance - Nonproportional Assumed Financial Lines	XXX	XXX	XXX	XXX
34.	Aggregate write-ins for other lines of business	0	0	0.0	0.0
35.	TOTALS	21,849,525	15,911,237	72.8	32.0
DETAILS OF WRITE-INS					
3401.				
3402.				
3403.				
3498.	Sum. of remaining write-ins for Line 34 from overflow page	0	0	0.0	0.0
3499.	Totals (Lines 3401 through 3403 plus 3498) (Line 34)	0	0	0.0	0.0

PART 2 - DIRECT PREMIUMS WRITTEN

Line of Business		1 Current Quarter	2 Current Year to Date	3 Prior Year Year to Date
1.	Fire	325,076	951,735	967,022
2.	Allied lines	0		0
3.	Farmowners multiple peril	2,151,732	6,858,169	5,814,030
4.	Homeowners multiple peril	0		0
5.	Commercial multiple peril	3,891,645	12,422,308	10,535,024
6.	Mortgage guaranty	0		0
8.	Ocean marine	0		0
9.	Inland marine	0		0
10.	Financial guaranty	0		0
11.1	Medical professional liability-occurrence	0		0
11.2	Medical professional liability-claims made	0		0
12.	Earthquake	0		0
13.	Group accident and health	0		0
14.	Credit accident and health	0		0
15.	Other accident and health	0		0
16.	Workers' compensation	0		0
17.1	Other liability occurrence	367,534	1,269,979	1,074,799
17.2	Other liability-claims made	0		0
17.3	Excess Workers' Compensation	0		0
18.1	Products liability-occurrence	0		0
18.2	Products liability-claims made	0		0
19.1,19.2	Private passenger auto liability	0		0
19.3,19.4	Commercial auto liability	446,869	1,403,978	1,100,185
21.	Auto physical damage	194,753	603,612	445,386
22.	Aircraft (all perils)	0		0
23.	Fidelity	0		0
24.	Surety	0		0
26.	Burglary and theft	0		0
27.	Boiler and machinery	0		0
28.	Credit	0		0
29.	International	0		0
30.	Warranty	0		0
31.	Reinsurance - Nonproportional Assumed Property	XXX	XXX	XXX
32.	Reinsurance - Nonproportional Assumed Liability	XXX	XXX	XXX
33.	Reinsurance - Nonproportional Assumed Financial Lines	XXX	XXX	XXX
34.	Aggregate write-ins for other lines of business	0	0	0
35.	TOTALS	7,377,609	23,509,781	19,936,446
DETAILS OF WRITE-INS				
3401.			
3402.			
3403.			
3498.	Sum. of remaining write-ins for Line 34 from overflow page	0	0	0
3499.	Totals (Lines 3401 through 3403 plus 3498) (Line 34)	0	0	0

STATEMENT AS OF SEPTEMBER 30, 2021 OF THE MENNONITE MUTUAL INSURANCE COMPANY

PART 3 (000 omitted)

LOSS AND LOSS ADJUSTMENT EXPENSE RESERVES SCHEDULE

	1	2	3	4	5	6	7	8	9	10	11	12	13
Years in Which Losses Occurred	Prior Year-End Known Case Loss and LAE Reserves	Prior Year-End IBNR Loss and LAE Reserves	Total Prior Year-End Loss and LAE Reserves (Cols. 1 + 2)	2021 Loss and LAE Payments on Claims Reported as of Prior Year-End	2021 Loss and LAE Payments on Claims Unreported as of Prior Year-End	Total 2021 Loss and LAE Payments (Cols. 4 + 5)	Q.S. Date Known Case Loss and LAE Reserves on Claims Reported and Open as of Prior Year End	Q.S. Date Known Case Loss and LAE Reserves on Claims Reported or Reopened Subsequent to Prior Year End	Q.S. Date IBNR Loss and LAE Reserves	Total Q.S. Loss and LAE Reserves (Cols.7 + 8 + 9)	Prior Year-End Known Case Loss and LAE Reserves Developed (Savings)/ Deficiency (Cols. 4 + 7 minus Col. 1)	Prior Year-End IBNR Loss and LAE Reserves Developed (Savings)/ Deficiency (Cols. 5 + 8 + 9 minus Col. 2)	Prior Year-End Total Loss and LAE Reserve Developed (Savings)/ Deficiency (Cols. 11 + 12)
1. 2018 + Prior4951946891943723159092151(242)(65)(307)
2. 2019282201483132792111563561776896411417
3. Subtotals 2019 + prior7773951,172326116442215356269840(236)346110
4. 20201,3796702,0499752721,24768254222958278(122)156
5. Subtotals 2020 + prior2,1561,0653,2211,3013881,6898974104911,79842224266
6. 2021XXXXXXXXXXXX6,7216,721XXX2,7118973,608XXXXXXXXX
7. Totals	2,156	1,065	3,221	1,301	7,109	8,410	897	3,121	1,388	5,406	42	224	266
8. Prior Year-End Surplus As Regards Policy-holders	22,537										Col. 11, Line 7 As % of Col. 1, Line 7	Col. 12, Line 7 As % of Col. 2, Line 7	Col. 13, Line 7 As % of Col. 3, Line 7
											1. 1.9	2. 21.0	3. 8.3
											Col. 13, Line 7 Line 8		
											4.	1.2	

SUPPLEMENTAL EXHIBITS AND SCHEDULES INTERROGATORIES


The following supplemental reports are required to be filed as part of your statement filing. However, in the event that your company does not transact the type of business for which the special report must be filed, your response of **NO** to the specific interrogatory will be accepted in lieu of filing a "NONE" report and a bar code will be printed below. If the supplement is required of your company but is not being filed for whatever reason enter **SEE EXPLANATION** and provide an explanation following the interrogatory questions.

	Response
1. Will the Trusteed Surplus Statement be filed with the state of domicile and the NAIC with this statement?NO.....
2. Will Supplement A to Schedule T (Medical Professional Liability Supplement) be filed with this statement?NO.....
3. Will the Medicare Part D Coverage Supplement be filed with the state of domicile and the NAIC with this statement?NO.....
4. Will the Director and Officer Insurance Coverage Supplement be filed with the state of domicile and the NAIC with this statement?NO.....

Explanation:


Bar Code:

1.




17299202149000003

2.




17299202145500003

3.



17299202136500003

4.



17299202150500003

OVERFLOW PAGE FOR WRITE-INS

SCHEDULE A – VERIFICATION

Real Estate

	1	2
	Year To Date	Prior Year Ended December 31
1. Book/adjusted carrying value, December 31 of prior year	653,024	701,263
2. Cost of acquired:		
2.1 Actual cost at time of acquisition	2,702	8,977
2.2 Additional investment made after acquisition		0
3. Current year change in encumbrances		0
4. Total gain (loss) on disposals		0
5. Deduct amounts received on disposals		0
6. Total foreign exchange change in book/adjusted carrying value		0
7. Deduct current year's other-than-temporary impairment recognized		0
8. Deduct current year's depreciation	42,357	57,216
9. Book/adjusted carrying value at the end of current period (Lines 1+2+3+4-5+6-7-8)	613,369	653,024
10. Deduct total nonadmitted amounts	0	0
11. Statement value at end of current period (Line 9 minus Line 10)	613,369	653,024

SCHEDULE B – VERIFICATION

Mortgage Loans

	1	2
	Year To Date	Prior Year Ended December 31
1. Book value/recorded investment excluding accrued interest, December 31 of prior year	0	0
2. Cost of acquired:		
2.1 Actual cost at time of acquisition		0
2.2 Additional investment made after acquisition		0
3. Capitalized deferred interest and other		0
4. Accrual of discount		0
5. Unrealized valuation increase (decrease)		0
6. Total gain (loss) on disposals		0
7. Deduct amounts received on disposals		0
8. Deduct amortization of premium and mortgage interest points and commitment fees		0
9. Total foreign exchange change in book value/recorded investment excluding accrued interest		0
10. Deduct current year's other-than-temporary impairment recognized		0
11. Book value/recorded investment excluding accrued interest at end of current period (Lines 1+2+3+4+5+6-7-8+9-10)	0	0
12. Total valuation allowance		0
13. Subtotal (Line 11 plus Line 12)	0	0
14. Deduct total nonadmitted amounts	0	0
15. Statement value at end of current period (Line 13 minus Line 14)	0	0

SCHEDULE BA – VERIFICATION

Other Long-Term Invested Assets

	1	2
	Year To Date	Prior Year Ended December 31
1. Book/adjusted carrying value, December 31 of prior year	0	0
2. Cost of acquired:		
2.1 Actual cost at time of acquisition		0
2.2 Additional investment made after acquisition		0
3. Capitalized deferred interest and other		0
4. Accrual of discount		0
5. Unrealized valuation increase (decrease)		0
6. Total gain (loss) on disposals		0
7. Deduct amounts received on disposals		0
8. Deduct amortization of premium and depreciation		0
9. Total foreign exchange change in book/adjusted carrying value		0
10. Deduct current year's other-than-temporary impairment recognized		0
11. Book/adjusted carrying value at end of current period (Lines 1+2+3+4+5+6-7-8+9-10)	0	0
12. Deduct total nonadmitted amounts	0	0
13. Statement value at end of current period (Line 11 minus Line 12)	0	0

SCHEDULE D – VERIFICATION

Bonds and Stocks

	1	2
	Year To Date	Prior Year Ended December 31
1. Book/adjusted carrying value of bonds and stocks, December 31 of prior year	27,580,603	22,090,130
2. Cost of bonds and stocks acquired	14,095,802	15,317,322
3. Accrual of discount	8,178	11,720
4. Unrealized valuation increase (decrease)	281,306	940,326
5. Total gain (loss) on disposals	659,686	412,344
6. Deduct consideration for bonds and stocks disposed of	11,032,470	11,069,647
7. Deduct amortization of premium	86,959	121,592
8. Total foreign exchange change in book/adjusted carrying value		0
9. Deduct current year's other-than-temporary impairment recognized		0
10. Total investment income recognized as a result of prepayment penalties and/or acceleration fees		0
11. Book/adjusted carrying value at end of current period (Lines 1+2+3+4+5-6-7+8-9+10)	31,506,146	27,580,603
12. Deduct total nonadmitted amounts	100	100
13. Statement value at end of current period (Line 11 minus Line 12)	31,506,046	27,580,503

STATEMENT AS OF SEPTEMBER 30, 2021 OF THE MENNONITE MUTUAL INSURANCE COMPANY

SCHEDULE D - PART 1B

Showing the Acquisitions, Dispositions and Non-Trading Activity
During the Current Quarter for all Bonds and Preferred Stock by NAIC Designation

NAIC Designation	1 Book/Adjusted Carrying Value Beginning of Current Quarter	2 Acquisitions During Current Quarter	3 Dispositions During Current Quarter	4 Non-Trading Activity During Current Quarter	5 Book/Adjusted Carrying Value End of First Quarter	6 Book/Adjusted Carrying Value End of Second Quarter	7 Book/Adjusted Carrying Value End of Third Quarter	8 Book/Adjusted Carrying Value December 31 Prior Year
BONDS								
1. NAIC 1 (a).....	15,127,622	1,883,941	1,985,261	128,669	14,436,992	15,127,622	15,154,971	13,996,530
2. NAIC 2 (a).....	3,813,418	258,303	106,563	(153,991)	3,131,433	3,813,418	3,811,167	2,531,145
3. NAIC 3 (a).....	250,000				250,000	250,000	250,000	250,000
4. NAIC 4 (a).....	0				0	0	0	0
5. NAIC 5 (a).....	0				0	0	0	0
6. NAIC 6 (a).....	0				0	0	0	0
7. Total Bonds	19,191,040	2,142,244	2,091,824	(25,322)	17,818,425	19,191,040	19,216,138	16,777,675
PREFERRED STOCK								
8. NAIC 1	0				0	0	0	0
9. NAIC 2	0				0	0	0	0
10. NAIC 3	0				0	0	0	0
11. NAIC 4	0				0	0	0	0
12. NAIC 5	0				0	0	0	0
13. NAIC 6	0				0	0	0	0
14. Total Preferred Stock.....	0	0	0	0	0	0	0	0
15. Total Bonds & Preferred Stock	19,191,040	2,142,244	2,091,824	(25,322)	17,818,425	19,191,040	19,216,138	16,777,675

(a) Book/Adjusted Carrying Value column for the end of the current reporting period includes the following amount of short-term and cash equivalent bonds by NAIC designation: NAIC 1 \$; NAIC 2 \$;
NAIC 3 \$; NAIC 4 \$; NAIC 5 \$; NAIC 6 \$

SCHEDULE DA - PART 1
Short-Term Investments

	1 Book/Adjusted Carrying Value	2 Par Value	3 Actual Cost	4 Interest Collected Year To Date	5 Paid for Accrued Interest Year To Date
9199999		XXX			

SCHEDULE DA - VERIFICATION
Short-Term Investments

	1 Year To Date	2 Prior Year Ended December 31
1. Book/adjusted carrying value, December 31 of prior year.....	360,886	198,472
2. Cost of short-term investments acquired		1,386,798
3. Accrual of discount		0
4. Unrealized valuation increase (decrease).....		0
5. Total gain (loss) on disposals	41	89
6. Deduct consideration received on disposals	360,470	1,223,182
7. Deduct amortization of premium.....	456	1,291
8. Total foreign exchange change in book/adjusted carrying value.....		0
9. Deduct current year's other-than-temporary impairment recognized.....		0
10. Book/adjusted carrying value at end of current period (Lines 1+2+3+4+5-6-7+8-9).....	1	360,886
11. Deduct total nonadmitted amounts.....		0
12. Statement value at end of current period (Line 10 minus Line 11)	1	360,886

Schedule DB - Part A - Verification

NONE

Schedule DB - Part B - Verification

NONE

Schedule DB - Part C - Section 1

NONE

Schedule DB - Part C - Section 2

NONE

Schedule DB - Verification

NONE

SCHEDULE E – PART 2 – VERIFICATION
(Cash Equivalents)

	1 Year To Date	2 Prior Year Ended December 31
1. Book/adjusted carrying value, December 31 of prior year.....	4,248,812	4,259,875
2. Cost of cash equivalents acquired	3,376,036	659,856
3. Accrual of discount		0
4. Unrealized valuation increase (decrease)		0
5. Total gain (loss) on disposals.....		(67)
6. Deduct consideration received on disposals	4,248,812	670,852
7. Deduct amortization of premium		0
8. Total foreign exchange change in book/adjusted carrying value		0
9. Deduct current year's other-than-temporary impairment recognized		0
10. Book/adjusted carrying value at end of current period (Lines 1+2+3+4+5-6-7+8-9)	3,376,036	4,248,812
11. Deduct total nonadmitted amounts		0
12. Statement value at end of current period (Line 10 minus Line 11)	3,376,036	4,248,812

Schedule A - Part 2

NONE

Schedule A - Part 3

NONE

Schedule B - Part 2

NONE

Schedule B - Part 3

NONE

Schedule BA - Part 2

NONE

Schedule BA - Part 3

NONE

STATEMENT AS OF SEPTEMBER 30, 2021 OF THE MENNONITE MUTUAL INSURANCE COMPANY

SCHEDULE D - PART 3

Show All Long-Term Bonds and Stock Acquired During the Current Quarter

1	2	3	4	5	6	7	8	9	10
CUSIP Identification	Description	Foreign	Date Acquired	Name of Vendor	Number of Shares of Stock	Actual Cost	Par Value	Paid for Accrued Interest and Dividends	NAIC Designation, NAIC Designation Modifier and SVO Administrative Symbol
Bonds - U.S. Governments									
912828-6B-1	UNITED STATES TREAS NTS		09/29/2021	M&T Securities, Inc.	XXX	103,413	95,000	312	1.A
91282C-CK-5	UNITED STATES TREAS NTS		07/14/2021	M&T Bank	XXX	39,922	40,000	3	1.A
91282C-CL-3	UNITED STATES TREAS NTS		07/14/2021	M&T Bank	XXX	54,901	55,000	2	1.A
91282C-CS-8	UNITED STATES TREAS NTS		09/23/2021	M&T Bank	XXX	93,686	95,000	129	1.A
91282C-CV-1	UNITED STATES TREAS NTS		09/23/2021	M&T Bank	XXX	193,926	195,000	145	1.A
91282C-CX-7	UNITED STATES TREAS NTS		09/27/2021	M&T Bank	XXX	114,407	115,000	17	1.A
91282C-CZ-2	UNITED STATES TREAS NTS		09/29/2021	M&T Bank	XXX	94,369	95,000		1.A
91282C-CB-5	UNITED STATES TREAS NTS 1.625%05/1		08/10/2021	M&T Securities, Inc.	XXX	199,837	195,000	758	1.A
0599999 - Bonds - U.S. Governments						894,461	885,000	1,365	XXX
Bonds - Industrial and Miscellaneous (Unaffiliated)									
02665W-DY-4	AMERICAN HONDA FIN CORP MTN		09/07/2021	M&T Bank	XXX	74,951	75,000		1.G FE
14317D-AC-4	CARMAX AUTO OWN TR 2021-3 2026061		07/21/2021	M&T Bank	XXX	99,984	100,000		1.A FE
14687J-AF-6	CARVANA AUTO REC TR 2021-P3		09/21/2021	M&T Bank	XXX	199,963	200,000		1.A FE
14913R-2P-1	CATERPILLAR FINL SVCS MTNS BE		09/07/2021	M&T Bank	XXX	64,912	65,000		1.F FE
29364W-BK-3	ENTERGY LA LLC		09/28/2021	M&T Bank	XXX	54,918	55,000		1.F FE
345329-AC-0	FORD CR AUTO LEASE TR 2021-B		09/21/2021	M&T Bank	XXX	199,965	200,000		1.A FE
80287E-AD-7	SANTANDER AUTO REC TR 2021-3		07/14/2021	M&T Bank	XXX	99,982	100,000		1.C FE
78486Q-AD-3	SVB FINL GROUP		08/20/2021	M&T Bank	XXX	86,581	80,000	194	2.B FE
89236T-JN-6	TOYOTA MTR CR CORP		09/08/2021	M&T Bank	XXX	99,953	100,000		1.E FE
928563-AJ-4	VMWARE INC		07/20/2021	M&T Bank	XXX	34,941	35,000		2.C FE
06367T-QW-3	BANK OF MONTREAL	C	07/06/2021	M&T Bank	XXX	94,854	95,000		1.F FE
448055-AK-9	CENOVUS ENERGY INC SR NT 4%24	C	08/24/2021	M&T Bank	XXX	106,797	100,000	1,456	2.C FE
29250N-BG-9	ENBRIDGE INC MTN CDS	C	09/29/2021	M&T Bank	XXX	29,984	30,000		2.A FE
3899999 - Bonds - Industrial and Miscellaneous (Unaffiliated)						1,247,783	1,235,000	1,650	XXX
8399997 - Bonds - Subtotals - Bonds - Part 3						2,142,244	2,120,000	3,015	XXX
8399999 - Bonds - Subtotals - Bonds						2,142,244	2,120,000	3,015	XXX
Common Stocks - Industrial and Miscellaneous (Unaffiliated) Publicly Traded									
00846U-10-1	AGILENT TECHNOLOGIES INC		09/24/2021	M&T Securities, Inc.	24,000	4,131	XXX		XXX
02079K-10-7	ALPHABET INC		09/24/2021	M&T Bank	11,000	31,327	XXX		XXX
023135-10-6	AMAZON COM INC		09/24/2021	M&T Securities, Inc.	10,000	34,129	XXX		XXX
032095-10-1	AMPHENOL CORP NEW		09/24/2021	M&T Securities, Inc.	141,000	10,915	XXX		XXX
037833-10-0	APPLE INC		09/24/2021	M&T Securities, Inc.	135,000	19,816	XXX		XXX
11135F-10-1	BROADCOM INC COM		09/24/2021	M&T Securities, Inc.	32,000	16,141	XXX		XXX
122017-10-6	BURLINGTON STORES INC		09/24/2021	VARIOUS	70,000	23,014	XXX		XXX
172908-10-5	CINTAS CORP		09/24/2021	M&T Securities, Inc.	14,000	5,633	XXX		XXX
192446-10-2	COGNIZANT TECHNOLOGY SOLUTIONS		09/24/2021	M&T Securities, Inc.	36,000	2,801	XXX		XXX
192600-10-7	COINBASE GLOBAL INC		09/24/2021	VARIOUS	112,000	28,550	XXX		XXX
217204-10-6	COPART INC		09/24/2021	M&T Securities, Inc.	28,000	4,120	XXX		XXX
253393-10-2	DICKS SPORTING GOODS INC		09/24/2021	M&T Securities, Inc.	85,000	11,296	XXX		XXX
285512-10-9	ELECTRONIC ARTS INC		09/24/2021	M&T Securities, Inc.	29,000	3,739	XXX		XXX
29414B-10-4	EPAM SYS INC		09/24/2021	M&T Securities, Inc.	12,000	7,527	XXX		XXX
30303M-10-2	FACEBOOK INC		09/24/2021	M&T Securities, Inc.	10,000	3,527	XXX		XXX
311900-10-4	FASTENAL CO		09/24/2021	M&T Securities, Inc.	547,000	29,614	XXX		XXX
437076-10-2	HOME DEPOT INC		09/24/2021	M&T Securities, Inc.	12,000	4,048	XXX		XXX
44980X-10-9	IPG PHOTONICS CORP		09/24/2021	M&T Securities, Inc.	25,000	4,121	XXX		XXX
46266C-10-5	IQVIA HLDGS INC COM		09/24/2021	M&T Securities, Inc.	15,000	3,903	XXX		XXX
482480-10-0	KLA CORPORATION COM NEW		09/24/2021	M&T Securities, Inc.	30,000	11,094	XXX		XXX
518439-10-4	LAUDER ESTEE COS INC		09/24/2021	M&T Securities, Inc.	36,000	11,489	XXX		XXX
536797-10-3	LITHIA MTRS INC		09/24/2021	M&T Securities, Inc.	80,000	27,532	XXX		XXX
550021-10-9	LULULEMON ATHLETICA INC		09/24/2021	M&T Securities, Inc.	8,000	3,452	XXX		XXX
57636Q-10-4	MASTERCARD INC		09/24/2021	M&T Securities, Inc.	73,000	26,240	XXX		XXX
592688-10-5	METTLER TOLEDO INTERNATIONAL		09/24/2021	M&T Securities, Inc.	17,000	26,368	XXX		XXX
61174X-10-9	MONSTER BEVERAGE CORP NEW		09/24/2021	M&T Securities, Inc.	409,000	37,820	XXX		XXX
64110L-10-6	NETFLIX INC		09/24/2021	M&T Securities, Inc.	43,000	25,348	XXX		XXX
654106-10-3	NIKE INC		09/24/2021	M&T Securities, Inc.	27,000	4,034	XXX		XXX
655663-10-2	NORDSON CORP		09/24/2021	M&T Securities, Inc.	14,000	3,415	XXX		XXX
679580-10-0	OLD DOMINION FIGHT LINES INC		09/24/2021	M&T Securities, Inc.	89,000	26,860	XXX		XXX
70432V-10-2	PAYCOM SOFTWARE INC		09/24/2021	M&T Securities, Inc.	15,000	7,698	XXX		XXX

STATEMENT AS OF SEPTEMBER 30, 2021 OF THE MENNONITE MUTUAL INSURANCE COMPANY

SCHEDULE D - PART 3

Show All Long-Term Bonds and Stock Acquired During the Current Quarter

1	2	3	4	5	6	7	8	9	10
CUSIP Identification	Description	Foreign	Date Acquired	Name of Vendor	Number of Shares of Stock	Actual Cost	Par Value	Paid for Accrued Interest and Dividends	NAIC Designation, NAIC Designation Modifier and SVO Administrative Symbol
74967X-10-3	RH		09/24/2021	M&T Securities, Inc.	8.000	5,560	XXX		XXX
824348-10-6	SHERWIN WILLIAMS CO.		09/24/2021	M&T Securities, Inc.	17.000	4,961	XXX		XXX
855244-10-9	STARBUCKS CORP.		09/24/2021	M&T Securities, Inc.	65.000	7,414	XXX		XXX
88339J-10-5	THE TRADE DESK INC.		09/24/2021	M&T Securities, Inc.	92.000	7,008	XXX		XXX
896239-10-0	TRIMBLE NAVIGATION LTD.		09/24/2021	M&T Securities, Inc.	32.000	2,825	XXX		XXX
89854H-10-2	TTEC HLDGS INC.		09/24/2021	M&T Securities, Inc.	34.000	3,257	XXX		XXX
911363-10-9	UNITED RENTALS INC.		09/24/2021	M&T Securities, Inc.	12.000	4,300	XXX		XXX
922908-75-1	VANGUARD INDEX FDS.		09/23/2021	M&T Bank	4,230.000	957,227	XXX		XXX
941848-10-3	WATERS CORP.		09/24/2021	M&T Securities, Inc.	44.000	17,297	XXX		XXX
969904-10-1	WILLIAMS SONOMA INC.		09/24/2021	M&T Securities, Inc.	53.000	10,171	XXX		XXX
98585X-10-4	YETI HLDGS INC.		09/24/2021	M&T Securities, Inc.	29.000	2,796	XXX		XXX
989207-10-5	ZEBRA TECHNOLOGIES CORP.		09/24/2021	VARIOUS	42.000	22,926	XXX		XXX
98978V-10-3	ZOETIS INC.		09/24/2021	M&T Securities, Inc.	24.000	4,902	XXX		XXX
9099999 - Common Stocks - Industrial and Miscellaneous (Unaffiliated) Publicly Traded						1,510,348	XXX	0	XXX
Common Stocks - Mutual Funds									
31420B-30-0	FEDERATED INSTL TR.		09/01/2021	M&T Securities, Inc.	904.630	9,083	XXX		
411512-73-4	HARBOR FD.		09/22/2021	M&T Securities, Inc.	10,643.917	143,480	XXX		
44134R-52-9	HOTCHKISS & WILEY FDS.		09/02/2021	M&T Securities, Inc.	667.450	7,705	XXX		
722005-62-6	PIMCO FDS PAC INVT MGMT SER.		09/22/2021	M&T Securities, Inc.	13,706.124	176,342	XXX		
922031-73-7	VANGUARD FIXED INCOME SECS FD INFL		07/01/2021	M&T Securities, Inc.	162.134	4,613	XXX		
922908-66-0	VANGUARD INDEX FDS.		09/24/2021	M&T Securities, Inc.	4.321	675	XXX		
922908-67-8	VANGUARD INDEX FDS.		09/24/2021	M&T Securities, Inc.	121.068	6,511	XXX		
921909-81-8	VANGUARD STAR FD.		09/20/2021	M&T Securities, Inc.	118.505	4,139	XXX		
9499999 - Common Stocks - Mutual Funds						352,548	XXX	0	XXX
9799997 - Common Stocks - Subtotals - Common Stocks - Part 3						1,862,896	XXX	0	XXX
9799999 - Common Stocks - Subtotals - Common Stocks						1,862,896	XXX	0	XXX
9899999 - Common Stocks - Subtotals - Preferred and Common Stocks						1,862,896	XXX	0	XXX
9999999 Totals						4,005,140	XXX	3,015	XXX

STATEMENT AS OF SEPTEMBER 30, 2021 OF THE MENNONITE MUTUAL INSURANCE COMPANY

SCHEDULE D - PART 4

Show All Long-Term Bonds and Stock Sold, Redeemed or Otherwise Disposed of During the Current Quarter

1	2	3 F o r e i g n	4	5	6	7	8	9	10	Change in Book/Adjusted Carrying Value					16	17	18	19	20	21	22 NAIC Designation, NAIC Desig. Modifier and SVO Administrative Symbol
										11	12	13	14	15							
CUSIP Identi- fication	Description		Disposal Date	Name of Purchaser	Number of Shares of Stock	Consideration	Par Value	Actual Cost	Prior Year Book/Adjusted Carrying Value	Unrealized Valuation Increase/ (Decrease)	Current Year's (Amortization)/ Accretion	Current Year's Other Than Temporary Impairment Recognized	Total Change in B./A.C.V. (11+12-13)	Total Foreign Exchange Change in B./A.C.V.	Book/ Adjusted Carrying Value at Disposal Date	Foreign Exchange Gain (Loss) on Disposal	Realized Gain (Loss) on Disposal	Total Gain (Loss) on Disposal	Bond Interest/Stock Dividends Received During Year	Stated Contractual Maturity Date	
Bonds - U.S. Governments																					
36241L-KH-8	GNMA PASS-THRU X PLATINUM 30YR		09/15/2021	PRINCIPAL RECEIPT	XXX	854	854	946	931		(78)		(78)		854			.0	.28	06/15/2040	1 A
38380A-MM-6	GNMA REMIC TRUST 2016-116		09/20/2021	PRINCIPAL RECEIPT	XXX	6,108	6,108	5,677	5,716		392		392		6,108			.0	.70	11/20/2044	1 A
91282C-BU-4	UNITED STATES TREAS NTS		09/29/2021	VARIOUS	XXX	1,518,733	1,520,000	1,519,264			138		138		1,519,402		(669)	(669)	.825	03/31/2023	1 A
0599999 - Bonds - U.S. Governments						1,525,695	1,526,962	1,525,887	6,648	0	452	0	452	0	1,526,364	0	(669)	(669)	924	XXX	XXX
Bonds - U.S. Political Subdivisions of States, Territories and Possessions																					
447025-XR-3	HUNTSVILLE ALA		09/01/2021	CALLED @ 100.0000000	XXX	20,000	20,000	22,253	20,309		(309)		(309)		20,000			.0	1,000	03/01/2023	1 A FE
2499999 - Bonds - U.S. Political Subdivisions of States, Territories and Possessions						20,000	20,000	22,253	20,309	0	(309)	0	(309)	0	20,000	0	0	0	1,000	XXX	XXX
Bonds - U.S. Special Revenue and Special Assessment and all Non-Guaranteed Obligations of Agencies and Authorities of Governments and Their Political Subdivisions																					
31335A-YT-9	FHLMC PC GOLD COMB 30		09/15/2021	PRINCIPAL RECEIPT	XXX	8,610	8,610	8,383	8,390		219		219		8,610			.0	171	10/01/2046	1 A
3132XT-BH-0	FHLMC PC GOLD PC 30YR		09/15/2021	PRINCIPAL RECEIPT	XXX	4,762	4,762	4,765	4,765		(3)		(3)		4,762			.0	111	09/01/2047	1 A
3137A5-MM-3	FHLMC REMIC SERIES 3795		09/15/2021	PRINCIPAL RECEIPT	XXX	1,493	1,493	1,544	1,504		(11)		(11)		1,493			.0	30	10/15/2039	1 A
3137B2-P9-5	FHLMC REMIC SERIES 4212		09/15/2021	PRINCIPAL RECEIPT	XXX	4,128	4,128	3,967	4,000		128		128		4,128			.0	41	06/15/2028	1 A
3137F3-MS-0	FHLMC REMIC SERIES 4763		09/15/2021	PRINCIPAL RECEIPT	XXX	2,859	2,859	2,960	2,928		(69)		(69)		2,859			.0	76	04/15/2029	1 A
3137FK-2C-9	FHLMC REMIC SERIES 4845		09/15/2021	PRINCIPAL RECEIPT	XXX	4,211	4,211	4,281	4,272		(61)		(61)		4,211			.0	98	12/15/2048	1 A
3132A8-CQ-0	FHLMC SUPER 15Y FIXED 2.500 202901		07/25/2021	VARIOUS	XXX	45,394	43,420	45,679	45,629		(836)		(836)		44,793		.601	.601	686	01/01/2029	1 A
3132CW-CY-4	FHLMC SUPER 15Y FIXED 3.000 203202		09/25/2021	PRINCIPAL RECEIPT	XXX	10,369	10,369	11,067	11,055		(686)		(686)		10,369			.0	205	02/01/2032	1 A
3132A8-VK-2	FHLMC SUPER 15Y FIXED 3.500 203207		09/25/2021	PRINCIPAL RECEIPT	XXX	19,212	19,212	20,773	20,764		(1,552)		(1,552)		19,212			.0	438	07/01/2032	1 A
3132AE-FB-7	FHLMC SUPER 15Y FIXED 3.500 203302		09/25/2021	PRINCIPAL RECEIPT	XXX	11,128	11,128	12,056	12,055		(927)		(927)		11,128			.0	258	02/01/2033	1 A
31416V-0Q-0	FNMA MBS FHA/VA 6.000 20370201		09/25/2021	PRINCIPAL RECEIPT	XXX	1,313	1,313	1,464	1,462		(148)		(148)		1,313			.0	52	02/01/2037	1 A
3138AF-EK-2	FNMA PASS-THRU LNG 30 YEAR		09/25/2021	PRINCIPAL RECEIPT	XXX	711	711	746	740		(30)		(30)		711			.0	24	05/01/2041	1 A
3138WF-Y5-9	FNMA PASS-THRU LNG 30 YEAR		09/25/2021	PRINCIPAL RECEIPT	XXX	5,084	5,084	5,261	5,250		(166)		(166)		5,084			.0	119	11/01/2045	1 A
3138WH-WW-8	FNMA PASS-THRU LNG 30 YEAR		09/25/2021	PRINCIPAL RECEIPT	XXX	11,950	11,950	11,883	11,884		66		66		11,950			.0	245	09/01/2046	1 A
3140E2-HF-1	FNMA PASS-THRU LNG 30 YEAR		09/25/2021	PRINCIPAL RECEIPT	XXX	5,638	5,638	5,802	5,797		(159)		(159)		5,638			.0	155	10/01/2045	1 A
3140J8-EX-7	FNMA PASS-THRU LNG 30 YEAR		09/25/2021	PRINCIPAL RECEIPT	XXX	5,395	5,395	5,528	5,525		(130)		(130)		5,395			.0	145	02/01/2045	1 A
3140J9-2D-2	FNMA PASS-THRU LNG 30 YEAR		09/25/2021	PRINCIPAL RECEIPT	XXX	7,936	7,936	8,217	8,218		(282)		(282)		7,936			.0	209	07/01/2047	1 A
31410K-AA-2	FNMA PASS-THRU LNG 30 YEAR		09/25/2021	PRINCIPAL RECEIPT	XXX	684	684	751	736		(51)		(51)		684			.0	26	11/01/2035	1 A
31418B-KN-5	FNMA PASS-THRU SHRT 10 YEAR		09/25/2021	PRINCIPAL RECEIPT	XXX	1,610	1,610	1,754	1,739		(129)		(129)		1,610			.0	48	11/01/2044	1 A
31417Y-6B-8	FNMA PASS-THRU LNG 30 YEAR		09/25/2021	PRINCIPAL RECEIPT	XXX	342	342	356	343		(1)		(1)		342			.0	7	10/01/2021	1 A
3140F8-H7-5	FNMA PASS-THRU LNG 30 YEAR		09/25/2021	PRINCIPAL RECEIPT	XXX	1,229	1,229	1,198	1,199		30		30		1,229			.0	22	08/01/2046	1 A
31417G-M8-6	FNMA REMIC TRUST 2009-10		09/25/2021	PRINCIPAL RECEIPT	XXX	5,496	5,496	5,642	5,638		(142)		(142)		5,496			.0	142	05/01/2043	1 A
31397N-HE-8	FNMA REMIC TRUST 2015-36		09/25/2021	PRINCIPAL RECEIPT	XXX	5,949	5,949	5,852	5,862		87		87		5,949			.0	99	06/25/2030	1 A
3136AN-J8-1	FNMA REMIC TRUST 2017-46		09/25/2021	PRINCIPAL RECEIPT	XXX	2,346	2,346	2,437	2,406		(60)		(60)		2,346			.0	55	09/25/2028	1 A
3136B3-F6-2	FNMA REMIC TRUST 2019-01		09/25/2021	PRINCIPAL RECEIPT	XXX	4,899	4,899	4,877	4,880		19		19		4,899			.0	103	02/25/2049	1 A
31418C-FJ-8	FNMA UMBS INT 15 YEAR		09/27/2021	VARIOUS	XXX	127,870	128,850	128,686	128,617		(848)		(848)		127,770		100	100	2,498	01/01/2032	1 A
31418C-AK-0	2.500 203108		07/25/2021	VARIOUS	XXX	100,369	95,953	100,691	100,523		918		918		101,440		(1,071)	(1,071)	1,515	08/01/2031	1 A
3199999 - Bonds - U.S. Special Revenue and Special Assessment and all Non-Guaranteed Obligations of Agencies and Authorities of Governments and Their Political Subdivisions						401,099	389,689	406,733	406,295	0	(4,826)	0	(4,826)	0	401,469	0	(370)	(370)	7,580	XXX	XXX
Bonds - Industrial and Miscellaneous (Unaffiliated)																					
26208V-AD-8	DRIVE AUTO REC TR 2020-2 20240515		09/15/2021	PRINCIPAL RECEIPT	XXX	28,227	28,227	28,226	28,226		1		1		28,227			.0	166	05/15/2024	1 A FE
80285W-AD-9	SANTANDER DRIVE AUTO TR 2020-3		09/15/2021	PRINCIPAL RECEIPT	XXX	9,201	9,201	9,200	9,201		1		1		9,201			.0	36	07/15/2024	1 A FE
448055-AK-9	CENOVUS ENERGY INC SR NT 4%24	C	09/24/2021	M&T Securities, Inc.	XXX	107,224	100,000	106,797			(234)		(234)		106,563		.661	.661	1,767	04/15/2024	2 C FE

E05.1

Show All Long-Term Bonds and Stock Sold, Redeemed or Otherwise Disposed of During the Current Quarter

[illegible]

Schedule DB - Part A - Section 1

NONE

Schedule DB - Part B - Section 1

NONE

Schedule DB - Part D - Section 1

NONE

Schedule DB - Part D - Section 2

NONE

Schedule DB - Part E

NONE

Schedule DL - Part 1

NONE

Schedule DL - Part 2

NONE

STATEMENT AS OF SEPTEMBER 30, 2021 OF THE MENNONITE MUTUAL INSURANCE COMPANY

SCHEDULE E - PART 1 - CASH

[illegible]

STATEMENT AS OF SEPTEMBER 30, 2021 OF THE MENNONITE MUTUAL INSURANCE COMPANY

SCHEDULE E - PART 2 - CASH EQUIVALENTS

Show Investments Owned End of Current Quarter

[illegible]