



LIFE, ACCIDENT AND HEALTH COMPANIES/FRATERNAL BENEFIT SOCIETIES - ASSOCIATION EDITION

QUARTERLY STATEMENT

AS OF JUNE 30, 2021  
OF THE CONDITION AND AFFAIRS OF THE

Optum Insurance of Ohio, Inc.

NAIC Group Code07070707NAIC Company Code69647Employer's ID Number31-0628424

Organized under the Laws ofOhio, State of Domicile or Port of EntryOH

Country of DomicileUnited States of America

Licensed as business type:Life, Accident and Health [ X ]Fraternal Benefit Societies [ ]

Incorporated/Organized10/19/1948Commenced Business12/05/1978

Statutory Home Office50 W. Broad Street, Suite 1800Columbus, OH, US 43215

Main Administrative Office9800 Health Care Lane; MS: MN006-W500

Minnetonka, MN, US 55343952-979-7329

Mail Address9800 Health Care Lane; MS: MN006-W500Minnetonka, MN, US 55343

Primary Location of Books and Records9800 Health Care Lane; MS: MN006-W500

Minnetonka, MN, US 55343952-979-7329

Internet Website Addresswww.optumrx.com

Statutory Statement ContactTanner Scott Pearson+1(952) 979-7329

oioh\_naic69647@uhc.com952-931-4651

OFFICERS

Chief Executive Officer and PresidentJohn Michael PrinceChief Financial Officer and Chairman of the BoardJeffrey David Grosklags

SecretaryKaren Elizabeth BohmerTreasurerPeter Marshall Gill

OTHER

Nyle Brent Cottingham, Vice PresidentDaniel Christopher Davis, Vice PresidentKirsten Colleen Hines, Assistant Secretary

Heather Anastasia Lang, Assistant SecretaryDavid John Oberg, Assistant Secretary

DIRECTORS OR TRUSTEES

Daniel Christopher DavisElizabeth Fulton EricksonJeffrey David Grosklags

Ellen Ruth NelsonJohn Michael Prince

State ofState ofState of

County ofCounty ofCounty of

The officers of this reporting entity being duly sworn, each depose and say that they are the described officers of said reporting entity, and that on the reporting period stated above, all of the herein described assets were the absolute property of the said reporting entity, free and clear from any liens or claims thereon, except as herein stated, and that this statement, together with related exhibits, schedules and explanations therein contained, annexed or referred to, is a full and true statement of all the assets and liabilities and of the condition and affairs of the said reporting entity as of the reporting period stated above, and of its income and deductions there from for the period ended, and have been completed in accordance with the NAIC Annual Statement Instructions and Accounting Practices and Procedures manual except to the extent that: (1) state law may differ; or, (2) that state rules or regulations require differences in reporting not related to accounting practices and procedures, according to the best of their information, knowledge and belief, respectively. Furthermore, the scope of this attestation by the described officers also includes the related corresponding electronic filing with the NAIC, when required, that is an exact copy (except for formatting differences due to electronic filing) of the enclosed statement. The electronic filing may be requested by various regulators in lieu of or in addition to the enclosed statement.

John Michael PrincePresident, Chief Executive OfficerKaren Elizabeth BohmerSecretaryJeffrey David GrosklagsChief Financial Officer, Chairman of the Board

Subscribed and sworn to before me this day ofSubscribed and sworn to before me this day ofSubscribed and sworn to before me this day of

- a. Is this an original filing?..... Yes [ X ] No [ ]
- b. If no,
1. State the amendment number.....
2. Date filed.....
3. Number of pages attached.....

ASSETS

	Current Statement Date			4 December 31 Prior Year Net Admitted Assets
	1 Assets	2 Nonadmitted Assets	3 Net Admitted Assets (Cols. 1 - 2)	
1. Bonds .....	2,684,473	0	2,684,473	2,683,767
2. Stocks:				
2.1 Preferred stocks .....	0	0	0	0
2.2 Common stocks .....	0	0	0	0
3. Mortgage loans on real estate:				
3.1 First liens .....	0	0	0	0
3.2 Other than first liens.....	0	0	0	0
4. Real estate:				
4.1 Properties occupied by the company (less \$ .....0 encumbrances) .....	0	0	0	0
4.2 Properties held for the production of income (less \$ .....0 encumbrances) .....	0	0	0	0
4.3 Properties held for sale (less \$ .....0 encumbrances) .....	0	0	0	0
5. Cash (\$ .....88,477,735 ), cash equivalents (\$ .....690,081 ) and short-term investments (\$ .....0 ) .....	89,167,816	0	89,167,816	302,469,256
6. Contract loans (including \$ .....0 premium notes) .....	0	0	0	0
7. Derivatives .....	0	0	0	0
8. Other invested assets .....	0	0	0	0
9. Receivables for securities .....	0	0	0	0
10. Securities lending reinvested collateral assets .....	0	0	0	0
11. Aggregate write-ins for invested assets .....	0	0	0	0
12. Subtotals, cash and invested assets (Lines 1 to 11) .....	91,852,289	0	91,852,289	305,153,023
13. Title plants less \$ .....0 charged off (for Title insurers only) .....	0	0	0	0
14. Investment income due and accrued .....	29,387	0	29,387	29,509
15. Premiums and considerations:				
15.1 Uncollected premiums and agents' balances in the course of collection .....	0	0	0	0
15.2 Deferred premiums, agents' balances and installments booked but deferred and not yet due (including \$ .....0 earned but unbilled premiums) .....	0	0	0	0
15.3 Accrued retrospective premiums (\$ .....0 ) and contracts subject to redetermination (\$ .....0 ) .....	0	0	0	0
16. Reinsurance:				
16.1 Amounts recoverable from reinsurers .....	0	0	0	0
16.2 Funds held by or deposited with reinsured companies .....	0	0	0	0
16.3 Other amounts receivable under reinsurance contracts .....	0	0	0	0
17. Amounts receivable relating to uninsured plans .....	111,028,466	43,695	110,984,771	118,686,360
18.1 Current federal and foreign income tax recoverable and interest thereon .....	0	0	0	0
18.2 Net deferred tax asset .....	402,260	219,665	182,595	228,751
19. Guaranty funds receivable or on deposit .....	0	0	0	0
20. Electronic data processing equipment and software .....	0	0	0	0
21. Furniture and equipment, including health care delivery assets (\$ .....0 ) .....	0	0	0	0
22. Net adjustment in assets and liabilities due to foreign exchange rates .....	0	0	0	0
23. Receivables from parent, subsidiaries and affiliates .....	21,060,574	0	21,060,574	0
24. Health care (\$ .....0 ) and other amounts receivable .....	0	0	0	0
25. Aggregate write-ins for other than invested assets .....	180,213	0	180,213	98,672
26. Total assets excluding Separate Accounts, Segregated Accounts and Protected Cell Accounts (Lines 12 to 25) .....	224,553,189	263,360	224,289,829	424,196,315
27. From Separate Accounts, Segregated Accounts and Protected Cell Accounts .....	0	0	0	0
28. Total (Lines 26 and 27)	224,553,189	263,360	224,289,829	424,196,315
DETAILS OF WRITE-INS				
1101. ....				
1102. ....				
1103. ....				
1198. Summary of remaining write-ins for Line 11 from overflow page .....	0	0	0	0
1199. Totals (Lines 1101 through 1103 plus 1198)(Line 11 above) .....	0	0	0	0
2501. State Income Tax Recoverable .....	180,213	0	180,213	98,672
2502. ....				
2503. ....				
2598. Summary of remaining write-ins for Line 25 from overflow page .....	0	0	0	0
2599. Totals (Lines 2501 through 2503 plus 2598)(Line 25 above) .....	180,213	0	180,213	98,672

LIABILITIES, SURPLUS AND OTHER FUNDS

	1 Current Statement Date	2 December 31 Prior Year
1. Aggregate reserve for life contracts \$ .....0 less \$ .....0 included in Line 6.3 (including \$ .....0 Modco Reserve) .....	0	0
2. Aggregate reserve for accident and health contracts (including \$ .....0 Modco Reserve) .....	0	0
3. Liability for deposit-type contracts (including \$ .....0 Modco Reserve) .....	0	0
4. Contract claims:		
4.1 Life .....	0	0
4.2 Accident and health .....	0	0
5. Policyholders' dividends/refunds to members \$ .....0 and coupons \$ .....0 due and unpaid .....	0	0
6. Provision for policyholders' dividends, refunds to members and coupons payable in following calendar year - estimated amounts:		
6.1 Policyholders' dividends and refunds to members apportioned for payment (including \$ .....0 Modco) .....	0	0
6.2 Policyholders' dividends and refunds to members not yet apportioned (including \$ .....0 Modco) .....	0	0
6.3 Coupons and similar benefits (including \$ .....0 Modco) .....	0	0
7. Amount provisionally held for deferred dividend policies not included in Line 6 .....	0	0
8. Premiums and annuity considerations for life and accident and health contracts received in advance less \$ .....0 discount; including \$ .....0 accident and health premiums .....	0	0
9. Contract liabilities not included elsewhere:		
9.1 Surrender values on canceled contracts .....	0	0
9.2 Provision for experience rating refunds, including the liability of \$ .....0 accident and health experience rating refunds of which \$ .....0 is for medical loss ratio rebate per the Public Health Service Act .....	0	0
9.3 Other amounts payable on reinsurance, including \$ .....0 assumed and \$ .....0 ceded .....	0	0
9.4 Interest Maintenance Reserve .....	40,171	45,180
10. Commissions to agents due or accrued-life and annuity contracts \$ .....0 , accident and health \$ .....0 and deposit-type contract funds \$ .....0 .....	0	0
11. Commissions and expense allowances payable on reinsurance assumed .....	0	0
12. General expenses due or accrued .....	4,249,826	1,656,587
13. Transfers to Separate Accounts due or accrued (net) (including \$ .....0 accrued for expense allowances recognized in reserves, net of reinsured allowances) .....	0	0
14. Taxes, licenses and fees due or accrued, excluding federal income taxes .....	0	0
15.1 Current federal and foreign income taxes, including \$ .....0 on realized capital gains (losses) .....	96,473	105,216
15.2 Net deferred tax liability .....	0	0
16. Unearned investment income .....	0	0
17. Amounts withheld or retained by reporting entity as agent or trustee .....	0	0
18. Amounts held for agents' account, including \$ .....0 agents' credit balances .....	0	0
19. Remittances and items not allocated .....	0	0
20. Net adjustment in assets and liabilities due to foreign exchange rates .....	0	0
21. Liability for benefits for employees and agents if not included above .....	0	0
22. Borrowed money \$ .....0 and interest thereon \$ .....0 .....	0	0
23. Dividends to stockholders declared and unpaid .....	0	0
24. Miscellaneous liabilities:		
24.01 Asset valuation reserve .....	0	0
24.02 Reinsurance in unauthorized and certified (\$ .....0 ) companies .....	0	0
24.03 Funds held under reinsurance treaties with unauthorized and certified (\$ .....0 ) reinsurers .....	0	0
24.04 Payable to parent, subsidiaries and affiliates .....	0	129,110,164
24.05 Drafts outstanding .....	0	0
24.06 Liability for amounts held under uninsured plans .....	139,225,153	226,022,413
24.07 Funds held under coinsurance .....	0	0
24.08 Derivatives .....	0	0
24.09 Payable for securities .....	0	0
24.10 Payable for securities lending .....	0	0
24.11 Capital notes \$ .....0 and interest thereon \$ .....0 .....	0	0
25. Aggregate write-ins for liabilities .....	47,290	47,357
26. Total liabilities excluding Separate Accounts business (Lines 1 to 25) .....	143,658,913	356,986,917
27. From Separate Accounts Statement .....	0	0
28. Total liabilities (Lines 26 and 27) .....	143,658,913	356,986,917
29. Common capital stock .....	2,727,274	2,727,274
30. Preferred capital stock .....	0	0
31. Aggregate write-ins for other than special surplus funds .....	0	0
32. Surplus notes .....	0	0
33. Gross paid in and contributed surplus .....	4,990,293	4,990,293
34. Aggregate write-ins for special surplus funds .....	0	0
35. Unassigned funds (surplus) .....	72,913,349	59,491,831
36. Less treasury stock, at cost:		
36.1 .....0 shares common (value included in Line 29 \$ .....0 ) .....	0	0
36.2 .....0 shares preferred (value included in Line 30 \$ .....0 ) .....	0	0
37. Surplus (Total Lines 31+32+33+34+35-36) (including \$ .....0 in Separate Accounts Statement) .....	77,903,642	64,482,124
38. Totals of Lines 29, 30 and 37 .....	80,630,916	67,209,398
39. Totals of Lines 28 and 38 (Page 2, Line 28, Col. 3)	224,289,829	424,196,315
<b>DETAILS OF WRITE-INS</b>		
2501. Unclaimed Property .....	47,290	47,357
2502. ....		
2503. ....		
2598. Summary of remaining write-ins for Line 25 from overflow page .....	0	0
2599. Totals (Lines 2501 through 2503 plus 2598)(Line 25 above) .....	47,290	47,357
3101. ....		
3102. ....		
3103. ....		
3198. Summary of remaining write-ins for Line 31 from overflow page .....	0	0
3199. Totals (Lines 3101 through 3103 plus 3198)(Line 31 above) .....	0	0
3401. ....		
3402. ....		
3403. ....		
3498. Summary of remaining write-ins for Line 34 from overflow page .....	0	0
3499. Totals (Lines 3401 through 3403 plus 3498)(Line 34 above) .....	0	0

SUMMARY OF OPERATIONS

	1	2	3
	Current Year To Date	Prior Year To Date	Prior Year Ended December 31
1. Premiums and annuity considerations for life and accident and health contracts .....	0	0	0
2. Considerations for supplementary contracts with life contingencies .....	0	0	0
3. Net investment income .....	17,786	25,778	42,325
4. Amortization of Interest Maintenance Reserve (IMR) .....	5,010	6,352	12,703
5. Separate Accounts net gain from operations excluding unrealized gains or losses .....	0	0	0
6. Commissions and expense allowances on reinsurance ceded .....	11,521	12,138	5,858
7. Reserve adjustments on reinsurance ceded .....	0	0	0
8. Miscellaneous Income:			
8.1 Income from fees associated with investment management, administration and contract guarantees from Separate Accounts .....	0	0	0
8.2 Charges and fees for deposit-type contracts .....	0	0	0
8.3 Aggregate write-ins for miscellaneous income .....	26,783,175	30,061,136	60,395,936
9. Totals (Lines 1 to 8.3) .....	26,817,492	30,105,404	60,456,822
10. Death benefits .....	0	0	0
11. Matured endowments (excluding guaranteed annual pure endowments) .....	0	0	0
12. Annuity benefits .....	0	0	0
13. Disability benefits and benefits under accident and health contracts .....	0	0	0
14. Coupons, guaranteed annual pure endowments and similar benefits .....	0	0	0
15. Surrender benefits and withdrawals for life contracts .....	0	0	0
16. Group conversions .....	0	0	0
17. Interest and adjustments on contract or deposit-type contract funds .....	0	0	0
18. Payments on supplementary contracts with life contingencies .....	0	0	0
19. Increase in aggregate reserves for life and accident and health contracts .....	0	0	0
20. Totals (Lines 10 to 19) .....	0	0	0
21. Commissions on premiums, annuity considerations, and deposit-type contract funds (direct business only) .....	11,521	12,138	5,858
22. Commissions and expense allowances on reinsurance assumed .....	0	0	0
23. General insurance expenses and fraternal expenses .....	9,583,838	9,905,669	19,578,493
24. Insurance taxes, licenses and fees, excluding federal income taxes .....	288,661	276,796	509,566
25. Increase in loading on deferred and uncollected premiums .....	0	0	0
26. Net transfers to or (from) Separate Accounts net of reinsurance .....	0	0	0
27. Aggregate write-ins for deductions .....	168	0	0
28. Totals (Lines 20 to 27) .....	9,884,188	10,194,603	20,093,917
29. Net gain from operations before dividends to policyholders and federal income taxes (Line 9 minus Line 28) .....	16,933,304	19,910,801	40,362,905
30. Dividends to policyholders and refunds to members .....	0	0	0
31. Net gain from operations after dividends to policyholders, refunds to members and before federal income taxes (Line 29 minus Line 30) .....	16,933,304	19,910,801	40,362,905
32. Federal and foreign income taxes incurred (excluding tax on capital gains) .....	3,520,258	4,145,250	8,404,216
33. Net gain from operations after dividends to policyholders, refunds to members and federal income taxes and before realized capital gains or (losses) (Line 31 minus Line 32) .....	13,413,046	15,765,551	31,958,689
34. Net realized capital gains (losses) (excluding gains (losses) transferred to the IMR) less capital gains tax of \$ .....0 (excluding taxes of \$ .....0 transferred to the IMR) .....	0	0	0
35. Net income (Line 33 plus Line 34) .....	13,413,046	15,765,551	31,958,689
<b>CAPITAL AND SURPLUS ACCOUNT</b>			
36. Capital and surplus, December 31, prior year .....	67,209,398	66,186,808	66,186,808
37. Net income (Line 35) .....	13,413,046	15,765,551	31,958,689
38. Change in net unrealized capital gains (losses) less capital gains tax of \$ .....0 .....	0	(130)	(153)
39. Change in net unrealized foreign exchange capital gain (loss) .....	0	0	0
40. Change in net deferred income tax .....	(46,156)	(46,692)	(86,356)
41. Change in nonadmitted assets .....	54,628	57,073	150,410
42. Change in liability for reinsurance in unauthorized and certified companies .....	0	0	0
43. Change in reserve on account of change in valuation basis, (increase) or decrease .....	0	0	0
44. Change in asset valuation reserve .....	0	0	0
45. Change in treasury stock .....	0	0	0
46. Surplus (contributed to) withdrawn from Separate Accounts during period .....	0	0	0
47. Other changes in surplus in Separate Accounts Statement .....	0	0	0
48. Change in surplus notes .....	0	0	0
49. Cumulative effect of changes in accounting principles .....	0	0	0
50. Capital changes:			
50.1 Paid in .....	0	0	0
50.2 Transferred from surplus (Stock Dividend) .....	0	0	0
50.3 Transferred to surplus .....	0	0	0
51. Surplus adjustment:			
51.1 Paid in .....	0	0	0
51.2 Transferred to capital (Stock Dividend) .....	0	0	0
51.3 Transferred from capital .....	0	0	0
51.4 Change in surplus as a result of reinsurance .....	0	0	0
52. Dividends to stockholders .....	0	0	(31,000,000)
53. Aggregate write-ins for gains and losses in surplus .....	0	0	0
54. Net change in capital and surplus for the year (Lines 37 through 53) .....	13,421,518	15,775,802	1,022,590
55. Capital and surplus, as of statement date (Lines 36 + 54) .....	80,630,916	81,962,610	67,209,398
<b>DETAILS OF WRITE-INS</b>			
08.301. Service Fee Revenue .....	26,783,175	30,061,136	60,395,936
08.302. ....			
08.303. ....			
08.398. Summary of remaining write-ins for Line 8.3 from overflow page .....	0	0	0
08.399. Totals (Lines 08.301 through 08.303 plus 08.398) (Line 8.3 above) .....	26,783,175	30,061,136	60,395,936
2701. Fines and Penalties .....	168	0	0
2702. ....			
2703. ....			
2798. Summary of remaining write-ins for Line 27 from overflow page .....	0	0	0
2799. Totals (Lines 2701 through 2703 plus 2798)(Line 27 above) .....	168	0	0
5301. ....			
5302. ....			
5303. ....			
5398. Summary of remaining write-ins for Line 53 from overflow page .....	0	0	0
5399. Totals (Lines 5301 through 5303 plus 5398)(Line 53 above) .....	0	0	0

CASH FLOW

	1 Current Year To Date	2 Prior Year To Date	3 Prior Year Ended December 31
<b>Cash from Operations</b>			
1. Premiums collected net of reinsurance .....	0	0	0
2. Net investment income .....	29,142	36,507	61,763
3. Miscellaneous income .....	26,794,696	30,073,274	60,401,794
4. Total (Lines 1 to 3) .....	26,823,838	30,109,781	60,463,557
5. Benefit and loss related payments .....	0	0	0
6. Net transfers to Separate Accounts, Segregated Accounts and Protected Cell Accounts .....	0	0	0
7. Commissions, expenses paid and aggregate write-ins for deductions .....	86,413,601	233,804,738	141,893,858
8. Dividends paid to policyholders .....	0	0	0
9. Federal and foreign income taxes paid (recovered) net of \$ .....0 tax on capital gains (losses) .....	3,529,001	(6,073,965)	2,224,875
10. Total (Lines 5 through 9) .....	89,942,602	227,730,773	144,118,733
11. Net cash from operations (Line 4 minus Line 10) .....	(63,118,764)	(197,620,992)	(83,655,176)
<b>Cash from Investments</b>			
12. Proceeds from investments sold, matured or repaid:			
12.1 Bonds .....	100,000	0	125,000
12.2 Stocks .....	0	0	0
12.3 Mortgage loans .....	0	0	0
12.4 Real estate .....	0	0	0
12.5 Other invested assets .....	0	0	0
12.6 Net gains or (losses) on cash, cash equivalents and short-term investments .....	0	(130)	(165)
12.7 Miscellaneous proceeds .....	0	0	0
12.8 Total investment proceeds (Lines 12.1 to 12.7) .....	100,000	(130)	124,835
13. Cost of investments acquired (long-term only):			
13.1 Bonds .....	111,940	0	223,604
13.2 Stocks .....	0	0	0
13.3 Mortgage loans .....	0	0	0
13.4 Real estate .....	0	0	0
13.5 Other invested assets .....	0	0	0
13.6 Miscellaneous applications .....	0	0	0
13.7 Total investments acquired (Lines 13.1 to 13.6) .....	111,940	0	223,604
14. Net increase (or decrease) in contract loans and premium notes .....	0	0	0
15. Net cash from investments (Line 12.8 minus Line 13.7 and Line 14) .....	(11,940)	(130)	(98,769)
<b>Cash from Financing and Miscellaneous Sources</b>			
16. Cash provided (applied):			
16.1 Surplus notes, capital notes .....	0	0	0
16.2 Capital and paid in surplus, less treasury stock .....	0	0	0
16.3 Borrowed funds .....	0	0	0
16.4 Net deposits on deposit-type contracts and other insurance liabilities .....	0	0	0
16.5 Dividends to stockholders .....	0	0	31,000,000
16.6 Other cash provided (applied) .....	(150,170,736)	(15,625,389)	39,284,444
17. Net cash from financing and miscellaneous sources (Line 16.1 through Line 16.4 minus Line 16.5 plus Line 16.6) .....	(150,170,736)	(15,625,389)	8,284,444
<b>RECONCILIATION OF CASH, CASH EQUIVALENTS AND SHORT-TERM INVESTMENTS</b>			
18. Net change in cash, cash equivalents and short-term investments (Line 11, plus Lines 15 and 17) ..	(213,301,440)	(213,246,511)	(75,469,501)
19. Cash, cash equivalents and short-term investments:			
19.1 Beginning of year .....	302,469,256	377,938,757	377,938,757
19.2 End of period (Line 18 plus Line 19.1) .....	89,167,816	164,692,246	302,469,256

Note: Supplemental disclosures of cash flow information for non-cash transactions:

--	--	--	--

EXHIBIT 1

DIRECT PREMIUMS AND DEPOSIT-TYPE CONTRACTS			
	1 Current Year To Date	2 Prior Year To Date	3 Prior Year Ended December 31
1. Industrial life .....	0	0	0
2. Ordinary life insurance .....	267,684	275,863	543,809
3. Ordinary individual annuities .....	1,362	8,112	9,425
4. Credit life (group and individual) .....	0	0	0
5. Group life insurance .....	0	0	0
6. Group annuities .....	0	0	0
7. A & H - group .....	0	0	0
8. A & H - credit (group and individual) .....	0	0	0
9. A & H - other .....	181	181	363
10. Aggregate of all other lines of business .....	0	0	0
11. Subtotal (Lines 1 through 10) .....	269,227	284,156	553,597
12. Fraternal (Fraternal Benefit Societies Only) .....	0	0	0
13. Subtotal (Lines 11 through 12) .....	269,227	284,156	553,597
14. Deposit-type contracts .....	0	0	0
15. Total (Lines 13 and 14)	269,227	284,156	553,597
DETAILS OF WRITE-INS			
1001. ....			
1002. ....			
1003. ....			
1098. Summary of remaining write-ins for Line 10 from overflow page .....	0	0	0
1099. Totals (Lines 1001 through 1003 plus 1098)(Line 10 above)	0	0	0

NOTES TO FINANCIAL STATEMENTS

1. SUMMARY OF SIGNIFICANT ACCOUNTING POLICIES AND GOING CONCERN

A. Accounting Practices

The statutory basis financial statements of Optum Insurance of Ohio, Inc. (the “Company”) are presented on the basis of accounting practices prescribed or permitted by the Ohio Department of Insurance (the “Department”).

The Department recognizes only statutory accounting practices prescribed or permitted by the State of Ohio (the “State”) for determining and reporting the financial condition and results of operations of a life, accident, and health insurer, for determining its solvency under Ohio Insurance Law. The State prescribes the use of the National Association of Insurance Commissioners’ (“NAIC”) Accounting Practices and Procedures manual (“NAIC SAP”) in effect for the accounting periods covered in the statutory basis financial statements.

No significant differences exist between the practices prescribed or permitted by the State and the NAIC SAP which materially affect the statutory basis net income and capital and surplus, as illustrated in the table below:

	SSAP #	F/S Page #	F/S Line #	June 30, 2021	December 31, 2020
<b>Net Income</b>					
(1) Company state basis (Page 4, Line 35, Columns 1 & 3)	XXX	XXX	XXX	\$ 13,413,046	\$ 31,958,689
(2) State prescribed practices that are an increase/(decrease) from NAIC SAP: Not Applicable				-	-
(3) State permitted practices that are an increase/(decrease) from NAIC SAP: Not Applicable				-	-
(4) NAIC SAP (1 - 2 - 3 = 4)	XXX	XXX	XXX	<u>\$ 13,413,046</u>	<u>\$ 31,958,689</u>
<b>Capital and Surplus</b>					
(5) Company state basis (Page 3, Line 38, Columns 1 & 2)	XXX	XXX	XXX	\$ 80,630,916	\$ 67,209,398
(6) State prescribed practices that are an increase/(decrease) from NAIC SAP: Not Applicable				-	-
(7) State permitted practices that are an increase/(decrease) from NAIC SAP: Not Applicable				-	-
(8) NAIC SAP (5 - 6 - 7 = 8)	XXX	XXX	XXX	<u>\$ 80,630,916</u>	<u>\$ 67,209,398</u>

B. Use of Estimates in the Preparation of the Statutory Basis Financial Statements

No significant change.

C. Accounting Policy

- (1) No significant change.
- (2) The Company does not have any mandatory convertible securities or Securities Valuation Office of the NAIC identified funds (i.e.: exchange traded funds or bond mutual funds) in its bond portfolio.
- (3–5) No significant change.
- (6) The Company has no loan-backed securities.
- (7-13) No significant change.

D. Going Concern

The Company has the ability and will continue to operate for a period of time sufficient to carry out its commitments, obligations and business objectives.

**2. ACCOUNTING CHANGES AND CORRECTIONS OF ERRORS**

No significant change.

**3. BUSINESS COMBINATIONS AND GOODWILL**

**A–D.** No significant change.

**4. DISCONTINUED OPERATIONS**

**A. Discontinued Operation Disposed of or Classified as Held for Sale**

**(1–4)** No significant change.

**B. Change in Plan of Sale of Discontinued Operations** — Not applicable.

**C. Nature of any Significant Continuing Involvement with Discontinued Operations after Disposal** — Not applicable.

**D. Equity Interest Retained in the Discontinued Operation after Disposal** — Not applicable.

**5. INVESTMENTS**

**A. Mortgage Loans, including Mezzanine Real Estate Loans**

Not applicable.

**B. Debt Restructuring**

Not applicable.

**C. Reverse Mortgages**

Not applicable.

**D. Loan-Backed Securities**

**(1–5)** Not applicable.

**E. Dollar Repurchase Agreements and/or Securities Lending Transactions** — Not applicable.

**F. Repurchase Agreements Transactions Accounted for as Secured Borrowing** — Not applicable.

**G. Reverse Repurchase Agreements Transactions Accounted for as Secured Borrowing** — Not applicable.

**H. Repurchase Agreements Transactions Accounted for as a Sale** — Not applicable.

**I. Reverse Repurchase Agreements Transactions Accounted for as a Sale** — Not applicable.

**J. Real Estate** — Not applicable.

**K. Low-Income Housing Tax Credits** — Not applicable.

**L. Restricted Assets** — No significant change.

**M. Working Capital Finance Investments** — Not applicable.

**N. Offsetting and Netting of Assets and Liabilities**

The Company does not have any offsetting or netting of assets and liabilities as it relates to derivatives, repurchase and reverse repurchase agreements, and securities borrowing and securities lending activities.

**O. 5GI Securities**

The Company does not have any investments with an NAIC designation of 5GI as of June 30, 2021 and December 31, 2020.

**P. Short Sales** — Not applicable.

**Q. Prepayment Penalty and Acceleration Fees** — Not applicable.

**R. Reporting Entity's Share of Cash Pool by Asset Type** — Not applicable.



**6. JOINT VENTURES, PARTNERSHIPS, AND LIMITED LIABILITY COMPANIES**

**A–B.** No significant change.

**7. INVESTMENT INCOME**

**A–B.** No significant change.

**8. DERIVATIVE INSTRUMENTS**

**A–B.** Not applicable.

**9. INCOME TAXES**

**A–I.** No significant change.

**10. INFORMATION CONCERNING PARENT, SUBSIDIARIES, AND AFFILIATES**

**A–O. Material Related Party Transactions**

No significant change.

**11. DEBT**

**A–B.** The Company had no outstanding debt with third-parties or outstanding Federal Home Loan Bank agreements during 2021 and 2020.

**12. RETIREMENT PLANS, DEFERRED COMPENSATION, POSTEMPLOYMENT BENEFITS AND COMPENSATED ABSENCES, AND OTHER POSTRETIREMENT BENEFIT PLANS**

**A–I.** The Company has no defined benefit plans, defined contribution plans, multiemployer plans, consolidated/holding company plans, postemployment benefits, and compensated absences plans and is not impacted by the Medicare Modernization Act on postretirement benefits, since all personnel are employees of Optum Services, Inc., an affiliate, which is under common control with United Healthcare Services, Inc. which provides services to the Company under the terms of a management agreement.

**13. CAPITAL AND SURPLUS, DIVIDEND RESTRICTIONS, AND QUASI-REORGANIZATIONS**

**A–M.** No significant change.

**14. LIABILITIES, CONTINGENCIES AND ASSESSMENTS**

**A–F.** No significant change.

**15. LEASES**

**A–B.** No significant change.

**16. INFORMATION ABOUT FINANCIAL INSTRUMENTS WITH OFF-BALANCE-SHEET RISK AND FINANCIAL INSTRUMENTS WITH CONCENTRATIONS OF CREDIT RISK**

**(1–4)** No significant change.

**17. SALE, TRANSFER, AND SERVICING OF FINANCIAL ASSETS AND EXTINGUISHMENTS OF LIABILITIES**

**A–C.** The Company did not participate in any transfers of receivables, financial assets, or wash sales as of June 30, 2021 or December 31, 2020.

**18. GAIN OR LOSS TO THE REPORTING ENTITY FROM UNINSURED PLANS AND THE UNINSURED PORTION OF PARTIALLY INSURED PLANS**

**A–B.** No significant change.

**C. Medicare or Other Similarly Structured Cost Based Reimbursement Contract**

The Company offers to coordinate the Medicare Part D program benefits for employer groups on a self-insured basis. The Company recorded a payable in liability for amounts held under uninsured plans in the statutory basis statements of admitted assets, liabilities, and capital and surplus of \$99,370,594 and \$205,388,160 at June 30, 2021 and December 31, 2020, respectively, for the cost reimbursements under the Medicare Part D program for the catastrophic reinsurance, low-income subsidies, and Gap Discount that the Company has received that are due back to the self-insured employer groups.

The Company has also recorded a receivable and corresponding payable of \$17,680,762 and \$20,120,537 in amounts receivable relating to uninsured plans and liability for amounts held under insured plans in the statutory basis statements of admitted assets, liabilities, and capital and surplus as of June 30, 2021 and December 31, 2020, respectively for pharmacy rebates that the Pharmaceutical Benefit Manager ("PBM") has collected that are due back to the Company and ultimately due back to the self-insured employer groups.

The Company has also recorded a receivable of \$93,304,009 and \$96,246,845 from the self-insured employer groups for amounts due related to the facilitation of the Medicare Part D benefits and for the reimbursement of the drug spend due back to the PBM in amounts receivable relating to uninsured plans in the statutory basis statements of admitted assets, liabilities, and capital and surplus as of June 30, 2021 and December 31, 2020, respectively. In addition, the Company has recorded a payable of \$22,173,797 and \$513,716 for amounts due back to the self-insured groups for pharmaceutical rebates that have been credited to the self-insured employer groups accounts that are in excess of amounts due for the facilitation services and drug spend reimbursement and for overpayments related to terminated groups in liability for amounts held under insured plans in the statutory basis statements of admitted assets, liabilities, and capital and surplus as of June 30, 2021 and December 31, 2020, respectively.

#### 19. DIRECT PREMIUM WRITTEN/PRODUCED BY MANAGING GENERAL AGENTS/THIRD-PARTY ADMINISTRATORS

No significant change.

#### 20. FAIR VALUE MEASUREMENTS

The NAIC SAP defines fair value, establishes a framework for measuring fair value, and outlines the disclosure requirements related to fair value measurements. The fair value hierarchy is as follows:

*Level 1* — Quoted (unadjusted) prices for identical assets in active markets.

*Level 2* — Other observable inputs, either directly or indirectly, including:

- Quoted prices for similar assets in active markets;
- Quoted prices for identical or similar assets in nonactive markets (few transactions, limited information, noncurrent prices, high variability over time, etc.);
- Inputs other than quoted prices that are observable for the asset (interest rates, yield curves, volatilities, default rates, etc.);
- Inputs that are derived principally from or corroborated by other observable market data.

*Level 3* — Unobservable inputs that cannot be corroborated by observable market data.

The estimated fair values of bonds and cash equivalents are based on quoted market prices, where available. The Company obtains one price for each security primarily from a third-party pricing service ("pricing service"), which generally uses quoted prices or other observable inputs for the determination of fair value. The pricing service normally derives the security prices through recently reported trades for identical or similar securities, making adjustments through the reporting date based upon available observable market information. For securities not actively traded, the pricing service may use quoted market prices of comparable instruments or discounted cash flow analyses, incorporating inputs that are currently observable in the markets for similar securities. Inputs that are often used in the valuation methodologies include, but are not limited to, non-binding broker quotes, benchmark yields, credit spreads, default rates and prepayment speeds. As the Company is responsible for the determination of fair value, it performs quarterly analyses on the prices received from the pricing service to determine whether the prices are reasonable estimates of fair value. Specifically, the Company compares the prices received from the pricing service to a secondary pricing source; prices reported by its custodian, its investment consultant and third-party investment advisors. Additionally, the Company compares changes in the reported market values and returns to relevant market indices to test the reasonableness of the reported prices. The Company's internal price verification procedures and review of fair value methodology documentation provided by independent pricing services have not historically resulted in an adjustment in the prices obtained from the pricing service.

In instances in which the inputs used to measure fair value fall into different levels of the fair value hierarchy, the fair value measurement has been determined based on the lowest-level input that is significant to the fair value measurement in its entirety. The Company's assessment of the significance of a particular item to the fair value measurement in its entirety requires judgment, including the consideration of inputs specific to the asset or liability.

A. Fair Value

(1) Fair Value Measurements at Reporting Date

The following tables present information about the Company’s financial assets that are measured and reported at fair value at June 30, 2021 and December 31, 2020, in the statutory basis statements of admitted assets, liabilities, and capital and surplus according to the valuation techniques the Company used to determine their fair values:

Description for Each Class of Asset or Liability	June 30, 2021				Total
	(Level 1)	(Level 2)	(Level 3)	Net Asset Value (NAV)	
a. Assets at fair value:					
Perpetual preferred stock:					
Industrial and misc	\$ -	\$ -	\$ -	\$ -	\$ -
Parent, subsidiaries, and affiliates	-	-	-	-	-
Total perpetual preferred stocks	-	-	-	-	-
Bonds:					
U.S. governments	-	-	-	-	-
Industrial and misc	-	-	-	-	-
Hybrid securities	-	-	-	-	-
Parent, subsidiaries, and affiliates	-	-	-	-	-
Total bonds	-	-	-	-	-
Common stock:					
Industrial and misc	-	-	-	-	-
Parent, subsidiaries, and affiliates	-	-	-	-	-
Total common stock	-	-	-	-	-
Derivative assets:					
Interest rate contracts	-	-	-	-	-
Foreign exchange contracts	-	-	-	-	-
Credit contracts	-	-	-	-	-
Commodity futures contracts	-	-	-	-	-
Commodity forward contracts	-	-	-	-	-
Total derivatives	-	-	-	-	-
Money-market funds	690,081	-	-	-	690,081
Separate account assets	-	-	-	-	-
Total assets at fair value/NAV	\$ 690,081	\$ -	\$ -	\$ -	\$ 690,081
b. Liabilities at fair value:					
Derivative liabilities	\$ -	\$ -	\$ -	\$ -	\$ -
Total liabilities at fair value	\$ -	\$ -	\$ -	\$ -	\$ -

STATEMENT AS OF JUNE 30, 2021 OF THE Optum Insurance of Ohio, Inc.

Description for Each Class of Asset or Liability	December 31, 2020				
	(Level 1)	(Level 2)	(Level 3)	Net Asset Value (NAV)	Total
a. Assets at fair value:					
Perpetual preferred stock:					
Industrial and misc	\$ -	\$ -	\$ -	\$ -	\$ -
Parent, subsidiaries, and affiliates	-	-	-	-	-
Total perpetual preferred stocks	-	-	-	-	-
Bonds:					
U.S. governments	-	-	-	-	-
Industrial and misc	-	-	-	-	-
Hybrid securities	-	-	-	-	-
Parent, subsidiaries, and affiliates	-	-	-	-	-
Total bonds	-	-	-	-	-
Common stock:					
Industrial and misc	-	-	-	-	-
Parent, subsidiaries, and affiliates	-	-	-	-	-
Total common stock	-	-	-	-	-
Derivative assets:					
Interest rate contracts	-	-	-	-	-
Foreign exchange contracts	-	-	-	-	-
Credit contracts	-	-	-	-	-
Commodity futures contracts	-	-	-	-	-
Commodity forward contracts	-	-	-	-	-
Total derivatives	-	-	-	-	-
Money-market funds	690,067	-	-	-	690,067
Separate account assets	-	-	-	-	-
Total assets at fair value/NAV	<u>\$ 690,067</u>	<u>\$ -</u>	<u>\$ -</u>	<u>\$ -</u>	<u>\$ 690,067</u>
b. Liabilities at fair value:					
Derivative liabilities	\$ -	\$ -	\$ -	\$ -	\$ -
Total liabilities at fair value	<u>\$ -</u>	<u>\$ -</u>	<u>\$ -</u>	<u>\$ -</u>	<u>\$ -</u>

- (2) The Company does not have any financial assets with a fair value hierarchy of Level 3 that were measured and reported at fair value for the six months ended June 30, 2021 and the year ended December 31, 2020.
- (3) Transfers between fair value hierarchy levels, if any, are recorded as of the beginning of the reporting period in which the transfer occurs. There were no transfers between Levels 1, 2, or 3 of any financial assets or liabilities during the six months ended June 30, 2021 and the year ended December 31, 2020.
- (4) The Company has no investments reported with a fair value hierarchy of Level 2 or Level 3 as of June 30, 2021 and December 31, 2020 and therefore has no valuation technique to disclose.
- (5) The Company has no derivative assets and liabilities to disclose.

B. Fair Value Combination — Not applicable.

C. Aggregate Fair Value Hierarchy

The aggregate fair value by hierarchy of all financial instruments as of June 30, 2021 and December 31, 2020, is presented in the table below:

Type of Financial Instrument	June 30, 2021						Not Practicable (Carrying Value)
	Aggregate Fair Value	Admitted Assets	(Level 1)	(Level 2)	(Level 3)	Net Asset Value (NAV)	
U.S. government and agency securities	\$ 2,687,913	\$ 2,684,473	\$ 2,687,913	\$ -	\$ -	\$ -	\$ -
Cash equivalents	690,081	690,081	690,081	-	-	-	-
Total bonds and cash equivalents	<u>\$ 3,377,994</u>	<u>\$ 3,374,554</u>	<u>\$ 3,377,994</u>	<u>\$ -</u>	<u>\$ -</u>	<u>\$ -</u>	<u>\$ -</u>
Type of Financial Instrument	December 31, 2020						Not Practicable (Carrying Value)
	Aggregate Fair Value	Admitted Assets	(Level 1)	(Level 2)	(Level 3)	Net Asset Value (NAV)	
U.S. government and agency securities	\$ 2,708,356	\$ 2,683,767	\$ 2,708,356	\$ -	\$ -	\$ -	\$ -
Cash equivalents	690,067	690,067	690,067	-	-	-	-
Total bonds and cash equivalents	<u>\$ 3,398,423</u>	<u>\$ 3,373,834</u>	<u>\$ 3,398,423</u>	<u>\$ -</u>	<u>\$ -</u>	<u>\$ -</u>	<u>\$ -</u>

D. Not Practicable to Estimate Fair Value — Not applicable.

E. Investments Measured Using the NAV Practical Expedient — Not applicable.

**21. OTHER ITEMS**

**COVID-19 Trends and Uncertainties**

The COVID-19 pandemic continues to evolve and the ultimate impact on the Company and its statutory basis results of operations, financial condition and cash flows remains unknown and is dependent on the future pacing of the pandemic and general economic uncertainty.

**A-I.** No significant change.

**22. EVENTS SUBSEQUENT**

Subsequent events have been evaluated through August 11, 2021, which is the date these statutory basis financial statements were available for issuance.

**TYPE I — Recognized Subsequent Events**

Any material Type I events subsequent to June 30, 2021, have been recognized in the statutory basis financial statements and corresponding disclosures.

**TYPE II — Non-Recognized Subsequent Events**

There are no material non-recognized Type II events that require disclosure.

**23. REINSURANCE**

**A-H.** No significant change.

**24. RETROSPECTIVELY RATED CONTRACTS AND CONTRACTS SUBJECT TO REDETERMINATION**

**A-C.** The Company does not have any retrospectively rated contracts or contracts subject to redetermination as of June 30, 2021 or December 31, 2020.

**D.** The Company does not have any business subject to specific minimum loss ratio requirements as of June 30, 2021 and December 31, 2020.

**E. Risk-Sharing Provisions of the Affordable Care Act**

**(1-5)** The Company did not write accident and health premiums in 2021 and 2020 subject to the risk-sharing provisions of the Affordable Care Act.

**25. CHANGE IN INCURRED LOSSES AND LOSS ADJUSTMENT EXPENSES**

**A-B.** The Company has no net incurred losses or loss adjustment expenses as all losses and administrative activities are the responsibility of the unaffiliated reinsurer pursuant to the 100% coinsurance agreement.

**26. INTERCOMPANY POOLING ARRANGEMENTS**

**A-G.** No significant change.

**27. STRUCTURED SETTLEMENTS**

**A-B.** No significant change.

**28. HEALTH CARE AND OTHER AMOUNTS RECEIVABLE**

**A-B.** No significant change.

**29. PARTICIPATING POLICIES**

No significant change.

**30. PREMIUM DEFICIENCY RESERVES**

Due to the nature of the Company's operations, no premium deficiency reserves ("PDR") have been established as of June 30, 2021 and December 31, 2020. The analysis of PDR was completed as of June 30, 2021 and December 31, 2020. The Company does consider anticipated investment income when calculating the PDR.

The following table summarizes the Company’s PDR as of June 30, 2021 and December 31, 2020:

	June 30, 2021
1. Liability carried for premium deficiency reserves	\$ -
2. Date of the most recent evaluation of this liability	6/30/2021
3. Was anticipated investment income utilized in this calculation?	Yes <input checked="" type="checkbox"/> No <input type="checkbox"/>
	December 31, 2020
1. Liability carried for premium deficiency reserves	\$ -
2. Date of the most recent evaluation of this liability	12/31/2020
3. Was anticipated investment income utilized in this calculation?	Yes <input checked="" type="checkbox"/> No <input type="checkbox"/>
31. RESERVES FOR LIFE CONTRACTS AND ANNUITY CONTRACTS	
No significant change.	
32. ANALYSIS OF ANNUITY ACTUARIAL RESERVES AND DEPOSIT-TYPE LIABILITIES BY WITHDRAWAL CHARACTERISTICS	
A–D. No significant change.	
33. ANALYSIS OF LIFE ACTUARIAL RESERVES BY WITHDRAWAL CHARACTERISTICS	
A–F. No significant change.	
34. PREMIUMS AND ANNUITY CONSIDERATIONS DEFERRED AND UNCOLLECTED	
No significant change.	
35. SEPARATE ACCOUNTS	
A–C. Not applicable.	
36. LOSS/CLAIM ADJUSTMENT EXPENSES	
No significant change.	

GENERAL INTERROGATORIES

PART 1 - COMMON INTERROGATORIES

GENERAL

1.1

Did the reporting entity experience any material transactions requiring the filing of Disclosure of Material Transactions with the State of Domicile, as required by the Model Act?

Yes [ ] No [ X ]

1.2

If yes, has the report been filed with the domiciliary state?

Yes [ ] No [ ]

2.1

Has any change been made during the year of this statement in the charter, by-laws, articles of incorporation, or deed of settlement of the reporting entity?

Yes [ ] No [ X ]

2.2

If yes, date of change:

3.1

Is the reporting entity a member of an Insurance Holding Company System consisting of two or more affiliated persons, one or more of which is an insurer?  
If yes, complete Schedule Y, Parts 1 and 1A.

Yes [ X ] No [ ]

3.2

Have there been any substantial changes in the organizational chart since the prior quarter end?

Yes [ ] No [ X ]

3.3

If the response to 3.2 is yes, provide a brief description of those changes.

3.4

Is the reporting entity publicly traded or a member of a publicly traded group?

Yes [ X ] No [ ]

3.5

If the response to 3.4 is yes, provide the CIK (Central Index Key) code issued by the SEC for the entity/group.

0000731766

4.1

Has the reporting entity been a party to a merger or consolidation during the period covered by this statement?  
If yes, complete and file the merger history data file with the NAIC.

Yes [ ] No [ X ]

4.2

If yes, provide the name of the entity, NAIC Company Code, and state of domicile (use two letter state abbreviation) for any entity that has ceased to exist as a result of the merger or consolidation.

1 Name of Entity	2 NAIC Company Code	3 State of Domicile

5.

If the reporting entity is subject to a management agreement, including third-party administrator(s), managing general agent(s), attorney-in-fact, or similar agreement, have there been any significant changes regarding the terms of the agreement or principals involved?  
If yes, attach an explanation.

Yes [ ] No [ X ] N/A [ ]

6.1

State as of what date the latest financial examination of the reporting entity was made or is being made.

12/31/2016

6.2

State the as of date that the latest financial examination report became available from either the state of domicile or the reporting entity. This date should be the date of the examined balance sheet and not the date the report was completed or released.

12/31/2016

6.3

State as of what date the latest financial examination report became available to other states or the public from either the state of domicile or the reporting entity. This is the release date or completion date of the examination report and not the date of the examination (balance sheet date).

05/30/2018

6.4

By what department or departments?  
Ohio Department of Insurance

6.5

Have all financial statement adjustments within the latest financial examination report been accounted for in a subsequent financial statement filed with Departments?

Yes [ ] No [ ] N/A [ X ]

6.6

Have all of the recommendations within the latest financial examination report been complied with?

Yes [ ] No [ ] N/A [ X ]

7.1

Has this reporting entity had any Certificates of Authority, licenses or registrations (including corporate registration, if applicable) suspended or revoked by any governmental entity during the reporting period?

Yes [ ] No [ X ]

7.2

If yes, give full information:

8.1

Is the company a subsidiary of a bank holding company regulated by the Federal Reserve Board?

Yes [ ] No [ X ]

8.2

If response to 8.1 is yes, please identify the name of the bank holding company.

8.3

Is the company affiliated with one or more banks, thrifts or securities firms?

Yes [ X ] No [ ]

8.4

If response to 8.3 is yes, please provide below the names and location (city and state of the main office) of any affiliates regulated by a federal regulatory services agency [i.e. the Federal Reserve Board (FRB), the Office of the Comptroller of the Currency (OCC), the Federal Deposit Insurance Corporation (FDIC) and the Securities Exchange Commission (SEC)] and identify the affiliate's primary federal regulator.

1 Affiliate Name	2 Location (City, State)	3 FRB	4 OCC	5 FDIC	6 SEC
Optum Bank, Inc.	Salt Lake City, Utah	NO	NO	YES	NO

GENERAL INTERROGATORIES

- 9.1

Are the senior officers (principal executive officer, principal financial officer, principal accounting officer or controller, or persons performing similar functions) of the reporting entity subject to a code of ethics, which includes the following standards? .....  
(a) Honest and ethical conduct, including the ethical handling of actual or apparent conflicts of interest between personal and professional relationships;  
(b) Full, fair, accurate, timely and understandable disclosure in the periodic reports required to be filed by the reporting entity;  
(c) Compliance with applicable governmental laws, rules and regulations;  
(d) The prompt internal reporting of violations to an appropriate person or persons identified in the code; and  
(e) Accountability for adherence to the code.

Yes [ X ] No [ ]
- 9.11

If the response to 9.1 is No, please explain:
- 9.2

Has the code of ethics for senior managers been amended? .....

Yes [ X ] No [ ]
- 9.21

If the response to 9.2 is Yes, provide information related to amendment(s).  
Non-material updates to existing code
- 9.3

Have any provisions of the code of ethics been waived for any of the specified officers? .....

Yes [ ] No [ X ]
- 9.31

If the response to 9.3 is Yes, provide the nature of any waiver(s).

FINANCIAL

- 10.1

Does the reporting entity report any amounts due from parent, subsidiaries or affiliates on Page 2 of this statement? .....

Yes [ X ] No [ ]
- 10.2

If yes, indicate any amounts receivable from parent included in the Page 2 amount: .....

\$ .....0

INVESTMENT

- 11.1

Were any of the stocks, bonds, or other assets of the reporting entity loaned, placed under option agreement, or otherwise made available for use by another person? (Exclude securities under securities lending agreements.) .....

Yes [ ] No [ X ]
- 11.2

If yes, give full and complete information relating thereto:
12.

Amount of real estate and mortgages held in other invested assets in Schedule BA: .....

\$ .....0
13.

Amount of real estate and mortgages held in short-term investments: .....

\$ .....0
- 14.1

Does the reporting entity have any investments in parent, subsidiaries and affiliates? .....

Yes [ ] No [ X ]
- 14.2

If yes, please complete the following:
- |   | 1   | 2  |
|---|---|--|
|   | Prior Year-End<br>Book/Adjusted<br>Carrying Value | Current Quarter<br>Book/Adjusted<br>Carrying Value |
| 14.21 Bonds .....   | \$ .....0   | \$ .....0  |
| 14.22 Preferred Stock .....   | \$ .....0   | \$ .....0  |
| 14.23 Common Stock .....  | \$ .....0   | \$ .....0  |
| 14.24 Short-Term Investments .....  | \$ .....0   | \$ .....0  |
| 14.25 Mortgage Loans on Real Estate .....   | \$ .....0   | \$ .....0  |
| 14.26 All Other .....   | \$ .....0   | \$ .....0  |
| 14.27 Total Investment in Parent, Subsidiaries and Affiliates (Subtotal Lines 14.21 to 14.26) ..... | \$ .....0   | \$ .....0  |
| 14.28 Total Investment in Parent included in Lines 14.21 to 14.26 above .....                       | \$ .....0   | \$ .....0  |
- 15.1

Has the reporting entity entered into any hedging transactions reported on Schedule DB? .....

Yes [ ] No [ X ]
- 15.2

If yes, has a comprehensive description of the hedging program been made available to the domiciliary state? .....  
If no, attach a description with this statement.

Yes [ ] No [ ] N/A [ ]
16.

For the reporting entity's security lending program, state the amount of the following as of the current statement date:
- 16.1

Total fair value of reinvested collateral assets reported on Schedule DL, Parts 1 and 2. ....

\$ .....0
- 16.2

Total book adjusted/carrying value of reinvested collateral assets reported on Schedule DL, Parts 1 and 2 .....

\$ .....0
- 16.3

Total payable for securities lending reported on the liability page. ....

\$ .....0



GENERAL INTERROGATORIES

17. Excluding items in Schedule E - Part 3 - Special Deposits, real estate, mortgage loans and investments held physically in the reporting entity's offices, vaults or safety deposit boxes, were all stocks, bonds and other securities, owned throughout the current year held pursuant to a custodial agreement with a qualified bank or trust company in accordance with Section 1, III - General Examination Considerations, F. Outsourcing of Critical Functions, Custodial or Safekeeping Agreements of the NAIC Financial Condition Examiners Handbook? ..... Yes [ X ] No [ ]
- 17.1 For all agreements that comply with the requirements of the NAIC Financial Condition Examiners Handbook, complete the following:

1	2
Name of Custodian(s)	Custodian Address

- 17.2 For all agreements that do not comply with the requirements of the NAIC Financial Condition Examiners Handbook, provide the name, location and a complete explanation:

1	2	3
Name(s)	Location(s)	Complete Explanation(s)

- 17.3 Have there been any changes, including name changes, in the custodian(s) identified in 17.1 during the current quarter? ..... Yes [ ] No [ X ]
- 17.4 If yes, give full information relating thereto:

1	2	3	4
Old Custodian	New Custodian	Date of Change	Reason

- 17.5 Investment management – Identify all investment advisors, investment managers, broker/dealers, including individuals that have the authority to make investment decisions on behalf of the reporting entity. For assets that are managed internally by employees of the reporting entity, note as such. ["...that have access to the investment accounts"; "...handle securities"]

1	2
Name of Firm or Individual	Affiliation
Internally Managed .....	I.....

- 17.5097 For those firms/individuals listed in the table for Question 17.5, do any firms/individuals unaffiliated with the reporting entity (i.e. designated with a "U") manage more than 10% of the reporting entity's invested assets?..... Yes [ ] No [ X ]

- 17.5098 For firms/individuals unaffiliated with the reporting entity (i.e. designated with a "U") listed in the table for Question 17.5, does the total assets under management aggregate to more than 50% of the reporting entity's invested assets?..... Yes [ ] No [ X ]

- 17.6 For those firms or individuals listed in the table for 17.5 with an affiliation code of "A" (affiliated) or "U" (unaffiliated), provide the information for the table below.

1	2	3	4	5
Central Registration Depository Number	Name of Firm or Individual	Legal Entity Identifier (LEI)	Registered With	Investment Management Agreement (IMA) Filed

- 18.1 Have all the filing requirements of the Purposes and Procedures Manual of the NAIC Investment Analysis Office been followed? ..... Yes [ X ] No [ ]
- 18.2 If no, list exceptions:

19. By self-designating 5GI securities, the reporting entity is certifying the following elements for each self-designated 5GI security:

a. Documentation necessary to permit a full credit analysis of the security does not exist or an NAIC CRP credit rating for an FE or PL security is not available.  
b. Issuer or obligor is current on all contracted interest and principal payments.  
c. The insurer has an actual expectation of ultimate payment of all contracted interest and principal.

Has the reporting entity self-designated 5GI securities? ..... Yes [ ] No [ X ]

20. By self-designating PLGI securities, the reporting entity is certifying the following elements of each self-designated PLGI security:

a. The security was purchased prior to January 1, 2018.  
b. The reporting entity is holding capital commensurate with the NAIC Designation reported for the security.  
c. The NAIC Designation was derived from the credit rating assigned by an NAIC CRP in its legal capacity as a NRSRO which is shown on a current private letter rating held by the insurer and available for examination by state insurance regulators.  
d. The reporting entity is not permitted to share this credit rating of the PL security with the SVO.

Has the reporting entity self-designated PLGI securities? ..... Yes [ ] No [ X ]

21. By assigning FE to a Schedule BA non-registered private fund, the reporting entity is certifying the following elements of each self-designated FE fund:

a. The shares were purchased prior to January 1, 2019.  
b. The reporting entity is holding capital commensurate with the NAIC Designation reported for the security.  
c. The security had a public credit rating(s) with annual surveillance assigned by an NAIC CRP in its legal capacity as an NRSRO prior to January 1, 2019.  
d. The fund only or predominantly holds bonds in its portfolio.  
e. The current reported NAIC Designation was derived from the public credit rating(s) with annual surveillance assigned by an NAIC CRP in its legal capacity as an NRSRO.  
f. The public credit rating(s) with annual surveillance assigned by an NAIC CRP has not lapsed.

Has the reporting entity assigned FE to Schedule BA non-registered private funds that complied with the above criteria? ..... Yes [ ] No [ X ]

GENERAL INTERROGATORIES

PART 2 - LIFE AND ACCIDENT AND HEALTH COMPANIES/FRATERNAL BENEFIT SOCIETIES

Life and Accident Health Companies/Fraternal Benefit Societies:

1.

Report the statement value of mortgage loans at the end of this reporting period for the following categories:

1

Amount

1.1

Long-Term Mortgages In Good Standing

1.11

Farm Mortgages

\$

0

1.12

Residential Mortgages

\$

0

1.13

Commercial Mortgages

\$

0

1.14

Total Mortgages in Good Standing

\$

0

1.2

Long-Term Mortgages In Good Standing with Restructured Terms

1.21

Total Mortgages in Good Standing with Restructured Terms

\$

0

1.3

Long-Term Mortgage Loans Upon which Interest is Overdue more than Three Months

1.31

Farm Mortgages

\$

0

1.32

Residential Mortgages

\$

0

1.33

Commercial Mortgages

\$

0

1.34

Total Mortgages with Interest Overdue more than Three Months

\$

0

1.4

Long-Term Mortgage Loans in Process of Foreclosure

1.41

Farm Mortgages

\$

0

1.42

Residential Mortgages

\$

0

1.43

Commercial Mortgages

\$

0

1.44

Total Mortgages in Process of Foreclosure

\$

0

1.5

Total Mortgage Loans (Lines 1.14 + 1.21 + 1.34 + 1.44) (Page 2, Column 3, Lines 3.1 + 3.2)

\$

0

1.6

Long-Term Mortgages Foreclosed, Properties Transferred to Real Estate in Current Quarter

1.61

Farm Mortgages

\$

0

1.62

Residential Mortgages

\$

0

1.63

Commercial Mortgages

\$

0

1.64

Total Mortgages Foreclosed and Transferred to Real Estate

\$

0

2.

Operating Percentages:

2.1

A&H loss percent

0.000

%

2.2

A&H cost containment percent

0.000

%

2.3

A&H expense percent excluding cost containment expenses

0.000

%

3.1

Do you act as a custodian for health savings accounts?

Yes

[ ]

No

[ X ]

3.2

If yes, please provide the amount of custodial funds held as of the reporting date

\$

0

3.3

Do you act as an administrator for health savings accounts?

Yes

[ ]

No

[ X ]

3.4

If yes, please provide the balance of the funds administered as of the reporting date

\$

0

4.

Is the reporting entity licensed or chartered, registered, qualified, eligible or writing business in at least two states?

Yes

[ X ]

No

[ ]

4.1

If no, does the reporting entity assume reinsurance business that covers risks residing in at least one state other than the state of domicile of the reporting entity?

Yes

[ ]

No

[ ]

Fraternal Benefit Societies Only:

5.1

In all cases where the reporting entity has assumed accident and health risks from another company, provisions should be made in this statement on account of such reinsurances for reserve equal to that which the original company would have been required to establish had it retained the risks. Has this been done?

Yes

[ ]

No

[ ]

N/A

[ ]

5.2

If no, explain:

6.1

Does the reporting entity have outstanding assessments in the form of liens against policy benefits that have increased surplus?

Yes

[ ]

No

[ ]

6.2

If yes, what is the date(s) of the original lien and the total outstanding balance of liens that remain in surplus?

Date	Outstanding Lien Amount

STATEMENT AS OF JUNE 30, 2021 OF THE Optum Insurance of Ohio, Inc.

## SCHEDULE S - CEDED REINSURANCE

Showing All New Reinsurance Treaties - Current Year to Date

[illegible]

STATEMENT AS OF JUNE 30, 2021 OF THE Optum Insurance of Ohio, Inc.

**SCHEDULE T - PREMIUMS AND ANNUITY CONSIDERATIONS**

Current Year To Date - Allocated by States and Territories

States, Etc.			1	Life Contracts		4	5	6	7
				2	3				
			Active Status (a)	Life Insurance Premiums	Annuity Considerations	Accident and Health Insurance Premiums, Including Policy, Membership and Other Fees	Other Considerations	Total Columns 2 Through 5	Deposit-Type Contracts
1. Alabama .....	AL	L	2,205	0	0	0	0	2,205	0
2. Alaska .....	AK	L	0	0	0	0	0	0	0
3. Arizona .....	AZ	L	4,173	0	0	0	0	4,173	0
4. Arkansas .....	AR	L	0	0	0	0	0	0	0
5. California .....	CA	L	42,905	168	0	0	0	43,073	0
6. Colorado .....	CO	L	2,427	0	0	0	0	2,427	0
7. Connecticut .....	CT	L	3,630	0	0	0	0	3,630	0
8. Delaware .....	DE	L	0	0	0	0	0	0	0
9. District of Columbia .....	DC	L	0	0	0	0	0	0	0
10. Florida .....	FL	L	19,386	630	0	0	0	20,016	0
11. Georgia .....	GA	L	5,261	0	0	0	0	5,261	0
12. Hawaii .....	HI	L	1,562	0	0	0	0	1,562	0
13. Idaho .....	ID	L	304	0	0	0	0	304	0
14. Illinois .....	IL	L	1,795	0	0	0	0	1,795	0
15. Indiana .....	IN	L	3,553	0	0	0	0	3,553	0
16. Iowa .....	IA	L	2,063	0	0	0	0	2,063	0
17. Kansas .....	KS	L	962	0	0	0	0	962	0
18. Kentucky .....	KY	L	15,793	0	181	0	0	15,974	0
19. Louisiana .....	LA	L	5,317	0	0	0	0	5,317	0
20. Maine .....	ME	N	0	0	0	0	0	0	0
21. Maryland .....	MD	L	351	0	0	0	0	351	0
22. Massachusetts .....	MA	L	200	0	0	0	0	200	0
23. Michigan .....	MI	L	4,067	0	0	0	0	4,067	0
24. Minnesota .....	MN	L	687	0	0	0	0	687	0
25. Mississippi .....	MS	L	500	0	0	0	0	500	0
26. Missouri .....	MO	L	572	0	0	0	0	572	0
27. Montana .....	MT	L	181	0	0	0	0	181	0
28. Nebraska .....	NE	L	270	0	0	0	0	270	0
29. Nevada .....	NV	L	4,226	0	0	0	0	4,226	0
30. New Hampshire .....	NH	L	262	0	0	0	0	262	0
31. New Jersey .....	NJ	L	0	0	0	0	0	0	0
32. New Mexico .....	NM	L	692	0	0	0	0	692	0
33. New York .....	NY	N	171	0	0	0	0	171	0
34. North Carolina .....	NC	L	3,416	0	0	0	0	3,416	0
35. North Dakota .....	ND	L	0	0	0	0	0	0	0
36. Ohio .....	OH	L	97,174	564	0	0	0	97,738	0
37. Oklahoma .....	OK	L	174	0	0	0	0	174	0
38. Oregon .....	OR	L	645	0	0	0	0	645	0
39. Pennsylvania .....	PA	L	1,184	0	0	0	0	1,184	0
40. Rhode Island .....	RI	L	0	0	0	0	0	0	0
41. South Carolina .....	SC	L	1,115	0	0	0	0	1,115	0
42. South Dakota .....	SD	L	176	0	0	0	0	176	0
43. Tennessee .....	TN	L	16,400	0	0	0	0	16,400	0
44. Texas .....	TX	L	11,137	0	0	0	0	11,137	0
45. Utah .....	UT	L	0	0	0	0	0	0	0
46. Vermont .....	VT	L	0	0	0	0	0	0	0
47. Virginia .....	VA	L	9,666	0	0	0	0	9,666	0
48. Washington .....	WA	L	490	0	0	0	0	490	0
49. West Virginia .....	WV	L	1,156	0	0	0	0	1,156	0
50. Wisconsin .....	WI	L	1,215	0	0	0	0	1,215	0
51. Wyoming .....	WY	L	0	0	0	0	0	0	0
52. American Samoa .....	AS	N	0	0	0	0	0	0	0
53. Guam .....	GU	N	0	0	0	0	0	0	0
54. Puerto Rico .....	PR	N	0	0	0	0	0	0	0
55. U.S. Virgin Islands .....	VI	N	0	0	0	0	0	0	0
56. Northern Mariana Islands .....	MP	N	0	0	0	0	0	0	0
57. Canada .....	CAN	N	0	0	0	0	0	0	0
58. Aggregate Other Aliens .....	OT	XXX	0	0	0	0	0	0	0
59. Subtotal .....	XXX		267,463	1,362	181	0	269,006	0	0
90. Reporting entity contributions for employee benefits plans .....	XXX		0	0	0	0	0	0	0
91. Dividends or refunds applied to purchase paid-up additions and annuities.....	XXX		0	0	0	0	0	0	0
92. Dividends or refunds applied to shorten endowment or premium paying period .....	XXX		0	0	0	0	0	0	0
93. Premium or annuity considerations waived under disability or other contract provisions.....	XXX		221	0	0	0	221	0	0
94. Aggregate or other amounts not allocable by State.....	XXX		0	0	0	0	0	0	0
95. Totals (Direct Business).....	XXX		267,684	1,362	181	0	269,227	0	0
96. Plus Reinsurance Assumed.....	XXX		0	0	0	0	0	0	0
97. Totals (All Business).....	XXX		267,684	1,362	181	0	269,227	0	0
98. Less Reinsurance Ceded.....	XXX		267,684	1,362	181	0	269,227	0	0
99. Totals (All Business) less Reinsurance Ceded .....	XXX		0	0	0	0	0	0	0
DETAILS OF WRITE-INS									
58001. ....	XXX								
58002. ....	XXX								
58003. ....	XXX								
58998. Summary of remaining write-ins for Line 58 from overflow page .....	XXX		0	0	0	0	0	0	0
58999. Totals (Lines 58001 through 58003 plus 58998)(Line 58 above) .....	XXX		0	0	0	0	0	0	0
9401. ....	XXX								
9402. ....	XXX								
9403. ....	XXX								
9498. Summary of remaining write-ins for Line 94 from overflow page .....	XXX		0	0	0	0	0	0	0
9499. Totals (Lines 9401 through 9403 plus 9498)(Line 94 above) .....	XXX		0	0	0	0	0	0	0

(a) Active Status Counts:

L - Licensed or Chartered - Licensed Insurance carrier or domiciled RRG.....49 R - Registered - Non-domiciled RRGs.....0

E - Eligible - Reporting entities eligible or approved to write surplus lines in the state.....0 Q - Qualified - Qualified or accredited reinsurer.....0

N - None of the above - Not allowed to write business in the state.....8

Premiums are allocated by state based on residency.

## 12

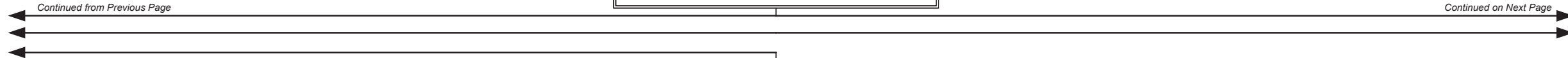


Continued from Previous Page



Continued from Previous Page

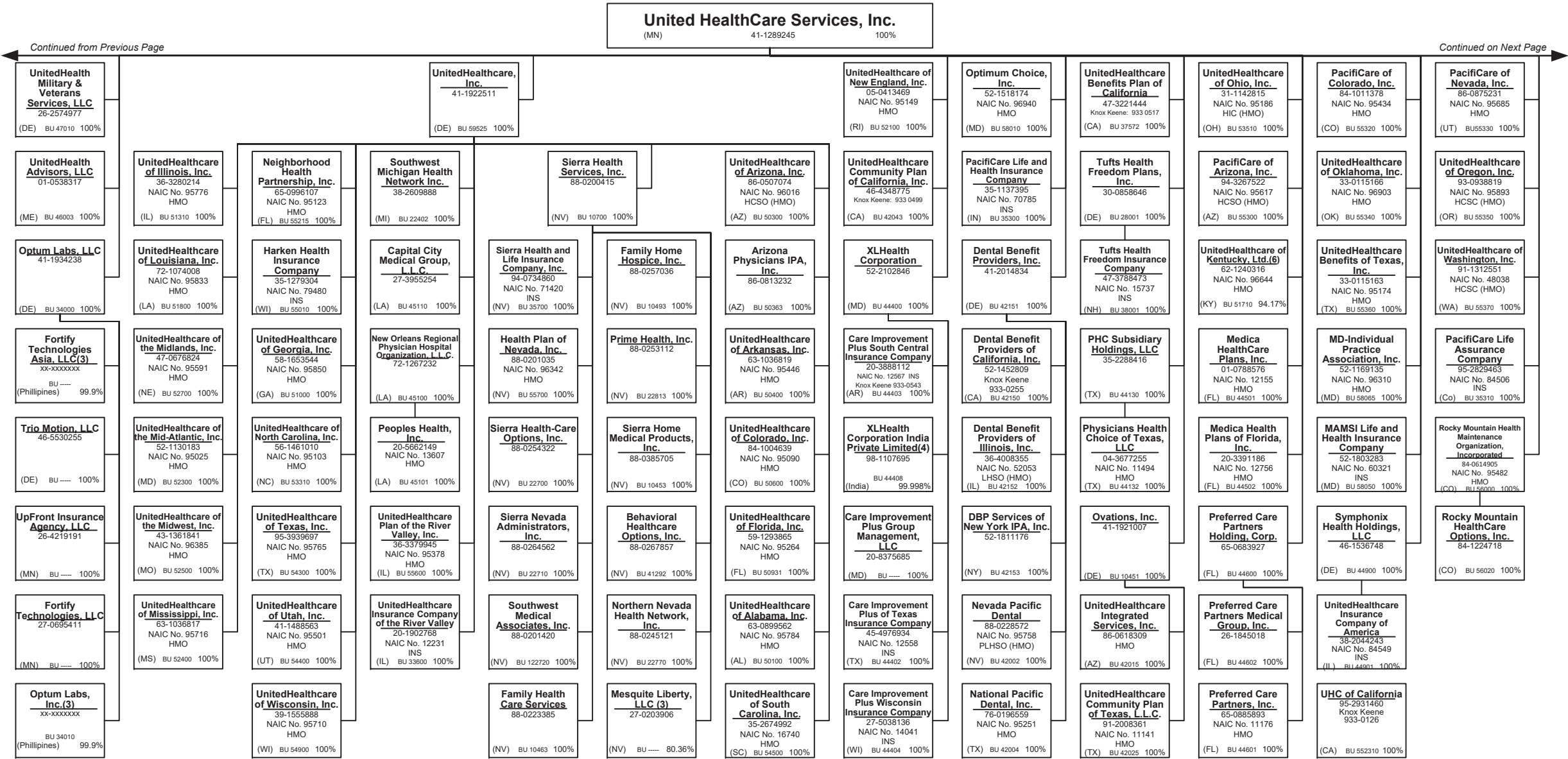
Continued on Next Page



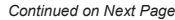




SCHEDULE Y – INFORMATION CONCERNING ACTIVITIES OF INSURER MEMBERS OF A HOLDING COMPANY GROUP  
PART 1 – ORGANIZATIONAL CHART



## Continued from Previous Page

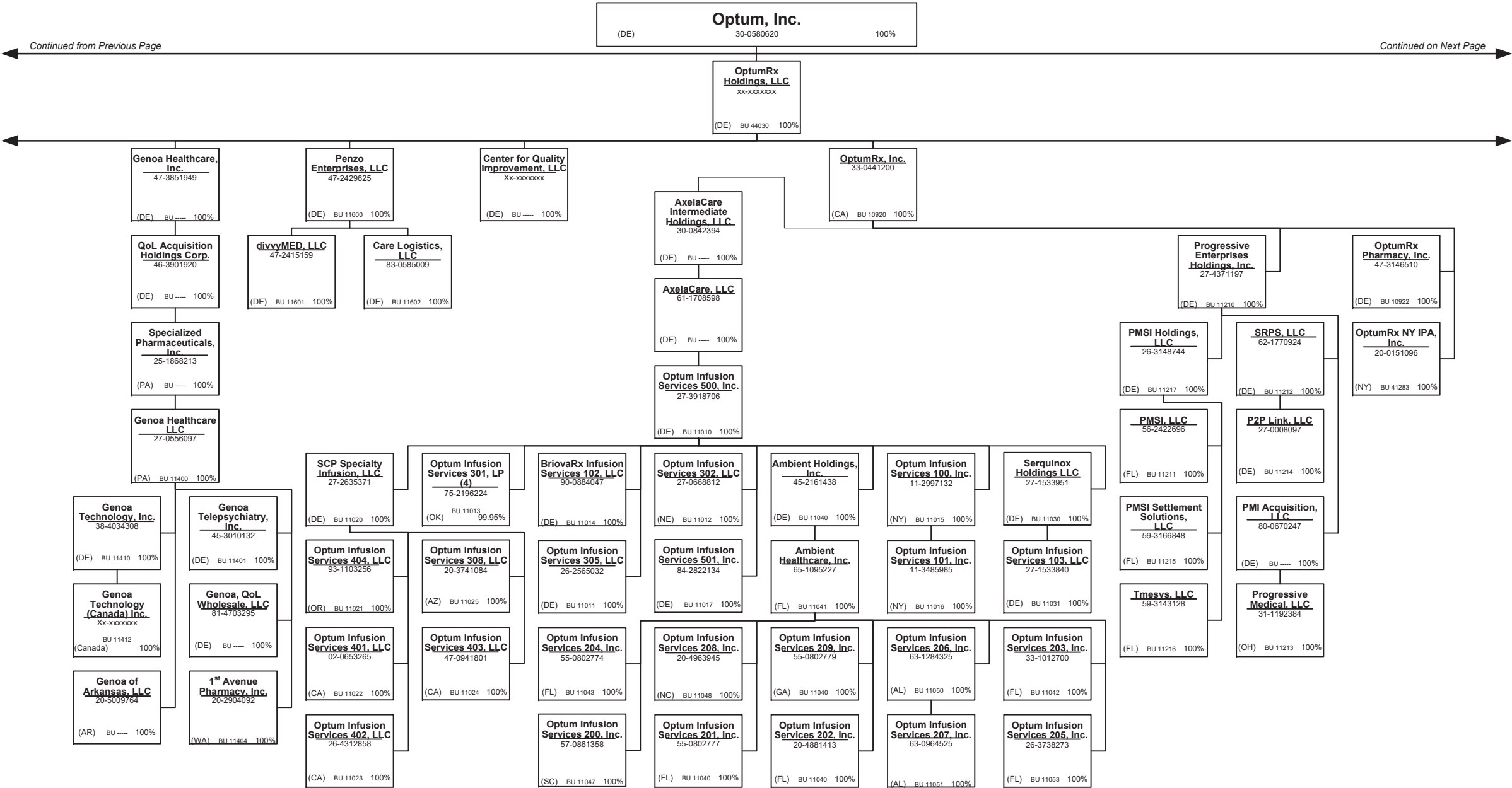


**SCHEDULE Y – INFORMATION CONCERNING ACTIVITIES OF INSURER MEMBERS OF A HOLDING COMPANY GROUP**

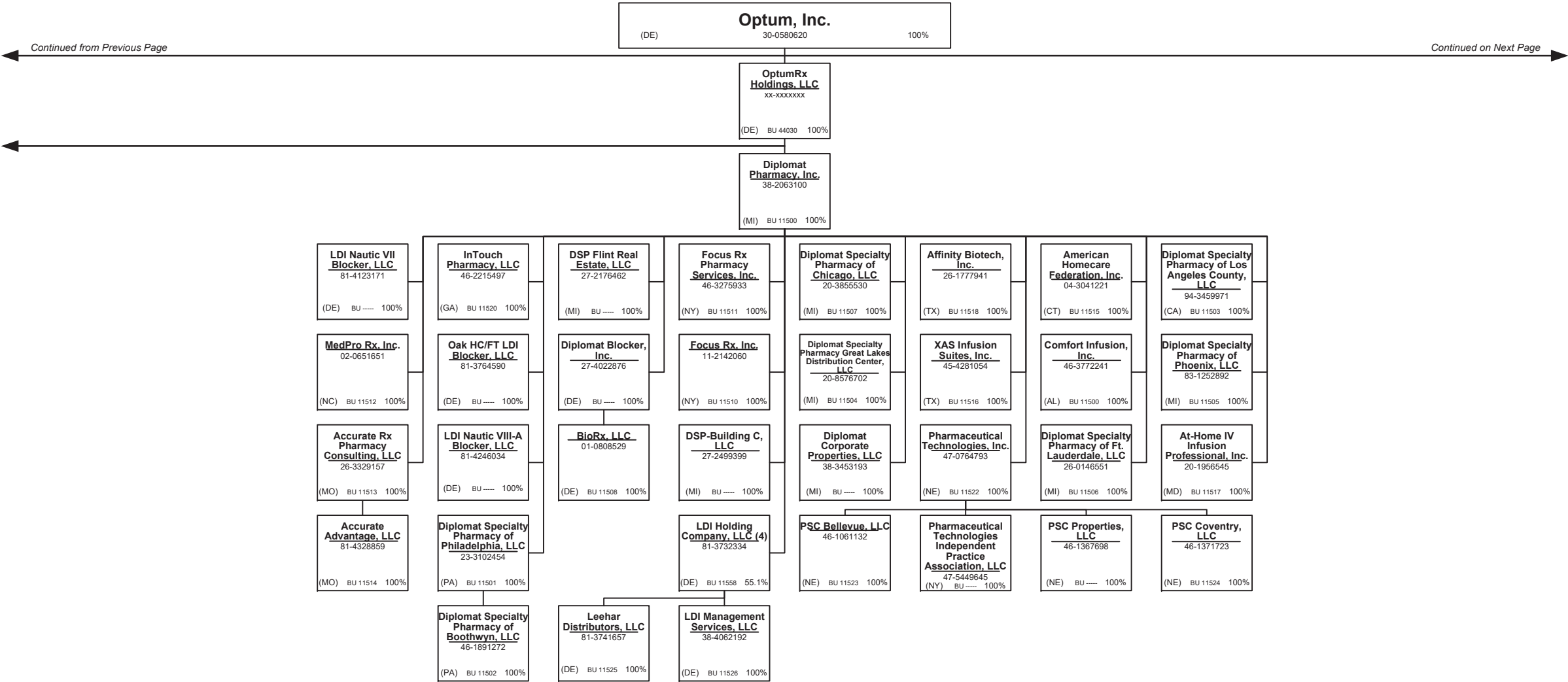
**PART 1 – ORGANIZATIONAL CHART**



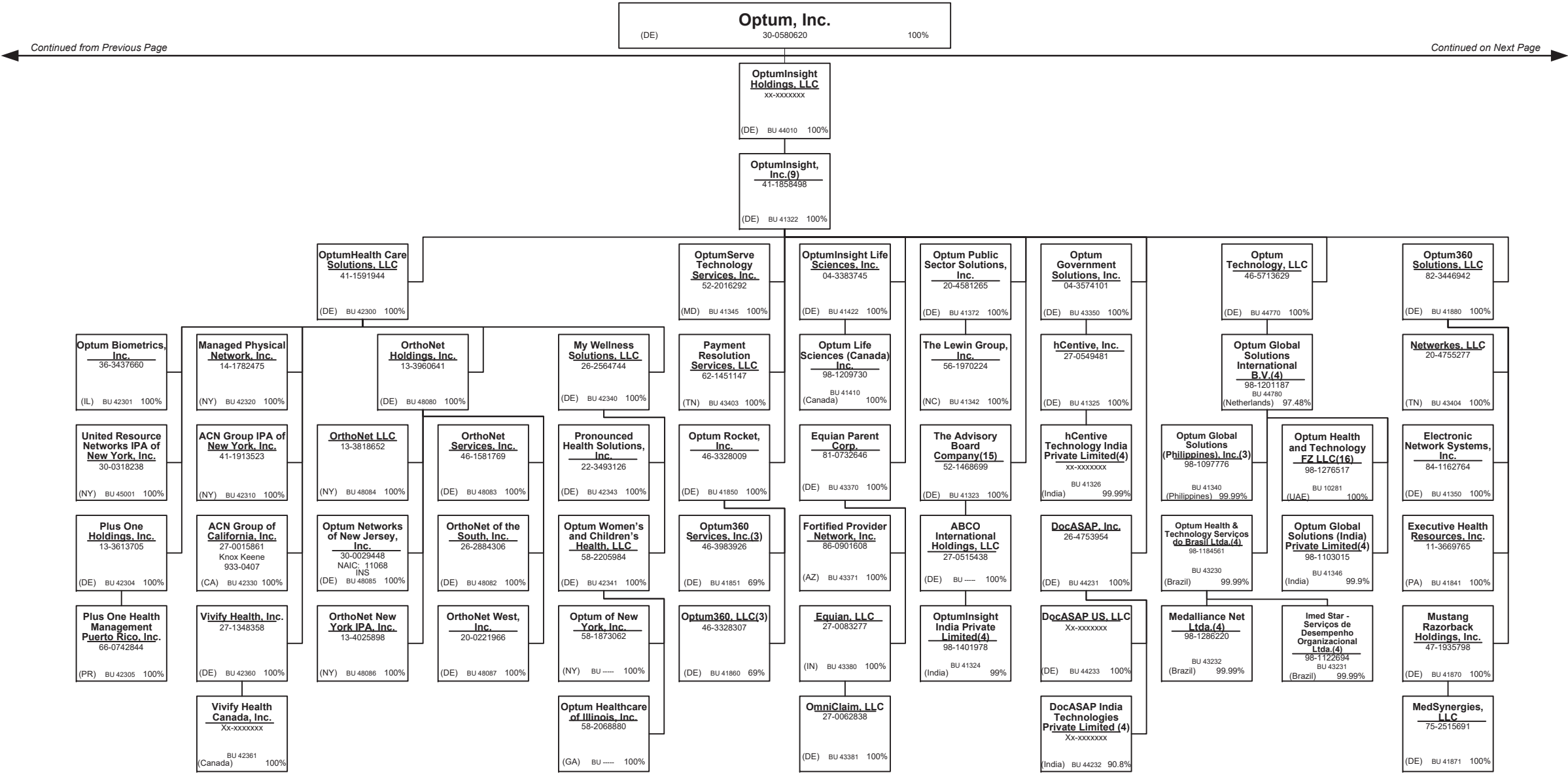
SCHEDULE Y – INFORMATION CONCERNING ACTIVITIES OF INSURER MEMBERS OF A HOLDING COMPANY GROUP  
PART 1 – ORGANIZATIONAL CHART



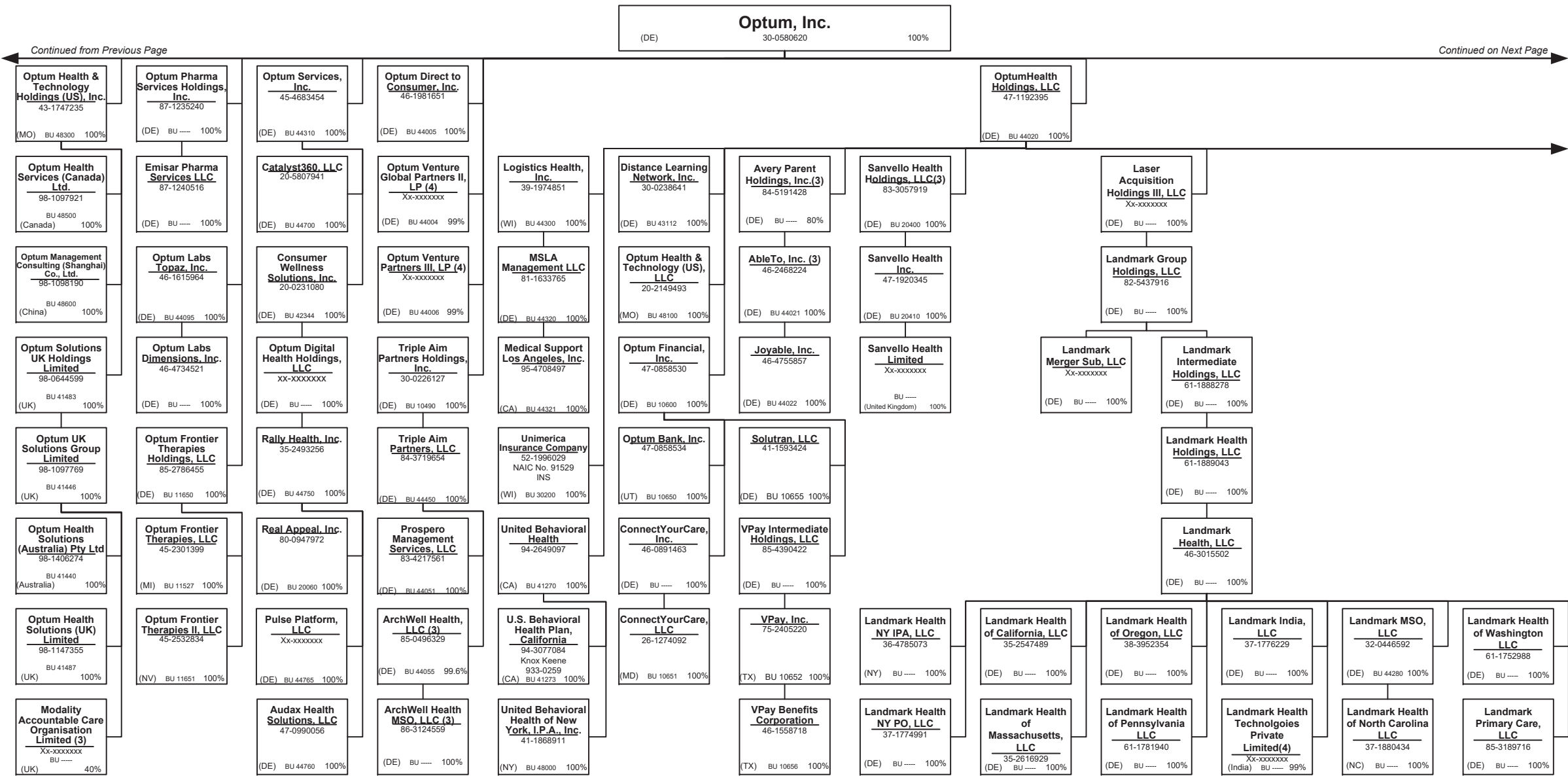
SCHEDULE Y – INFORMATION CONCERNING ACTIVITIES OF INSURER MEMBERS OF A HOLDING COMPANY GROUP  
PART 1 – ORGANIZATIONAL CHART



SCHEDULE Y – INFORMATION CONCERNING ACTIVITIES OF INSURER MEMBERS OF A HOLDING COMPANY GROUP  
PART 1 – ORGANIZATIONAL CHART

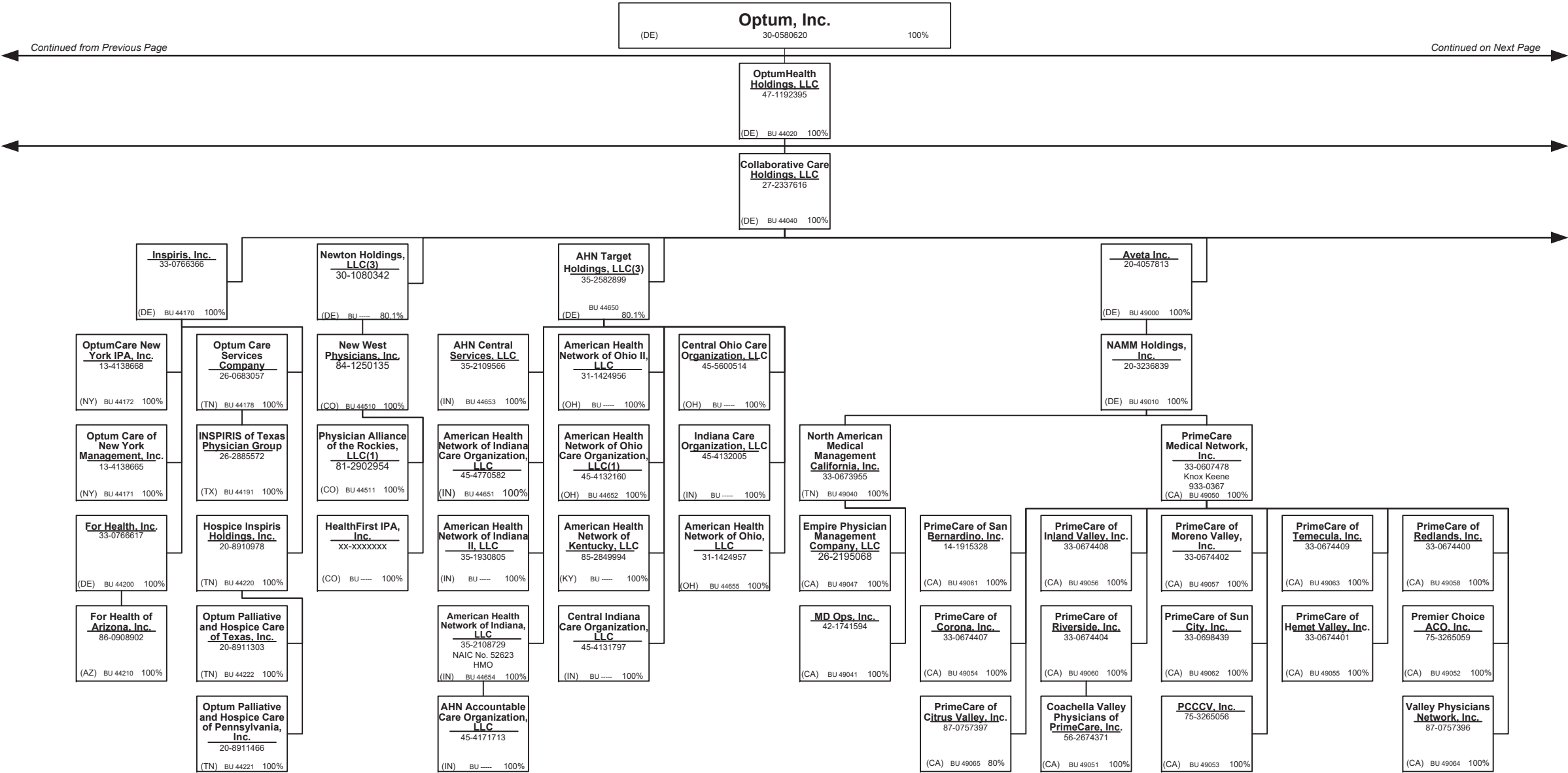


SCHEDULE Y – INFORMATION CONCERNING ACTIVITIES OF INSURER MEMBERS OF A HOLDING COMPANY GROUP  
PART 1 – ORGANIZATIONAL CHART



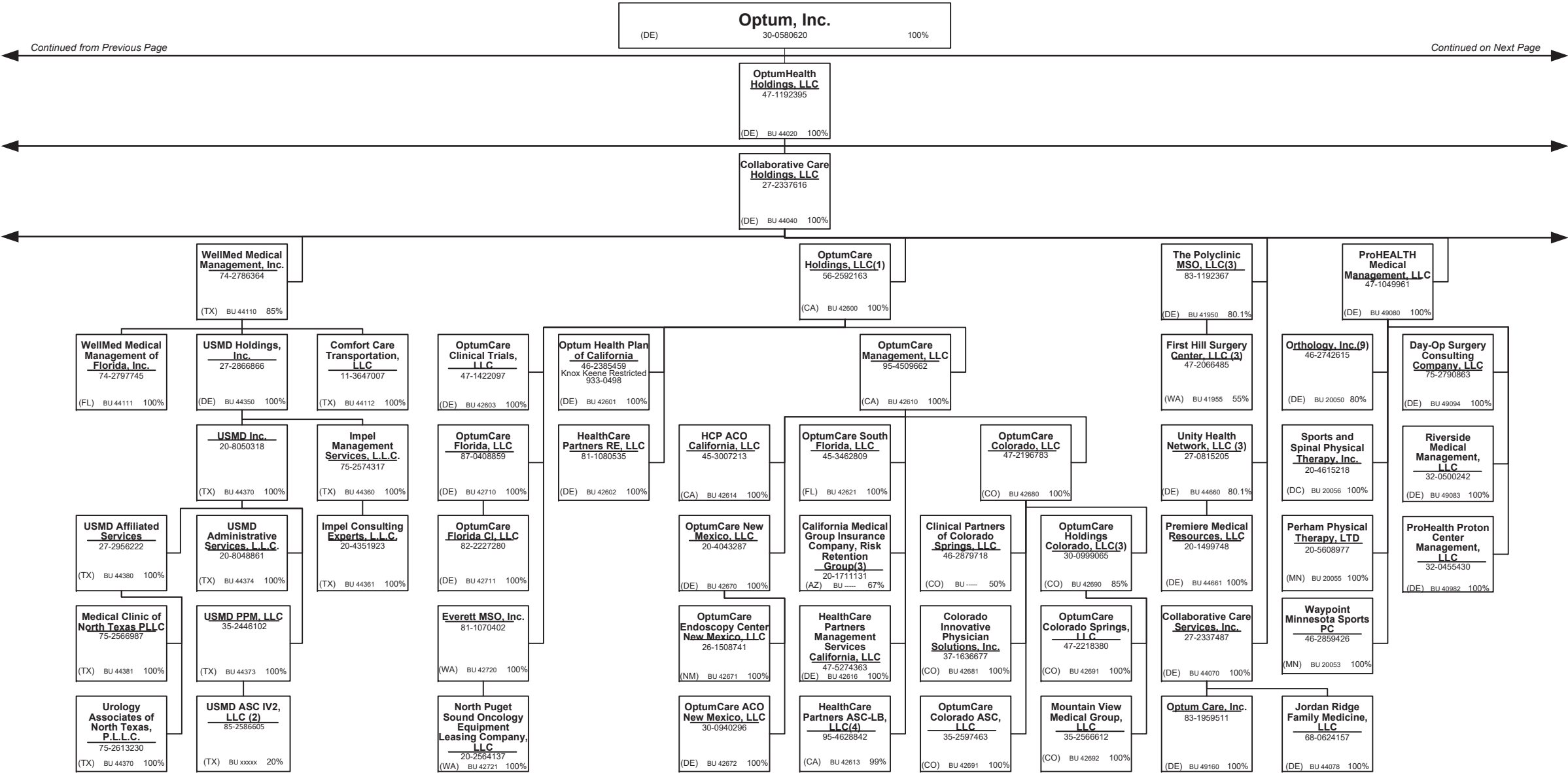


SCHEDULE Y – INFORMATION CONCERNING ACTIVITIES OF INSURER MEMBERS OF A HOLDING COMPANY GROUP  
PART 1 – ORGANIZATIONAL CHART

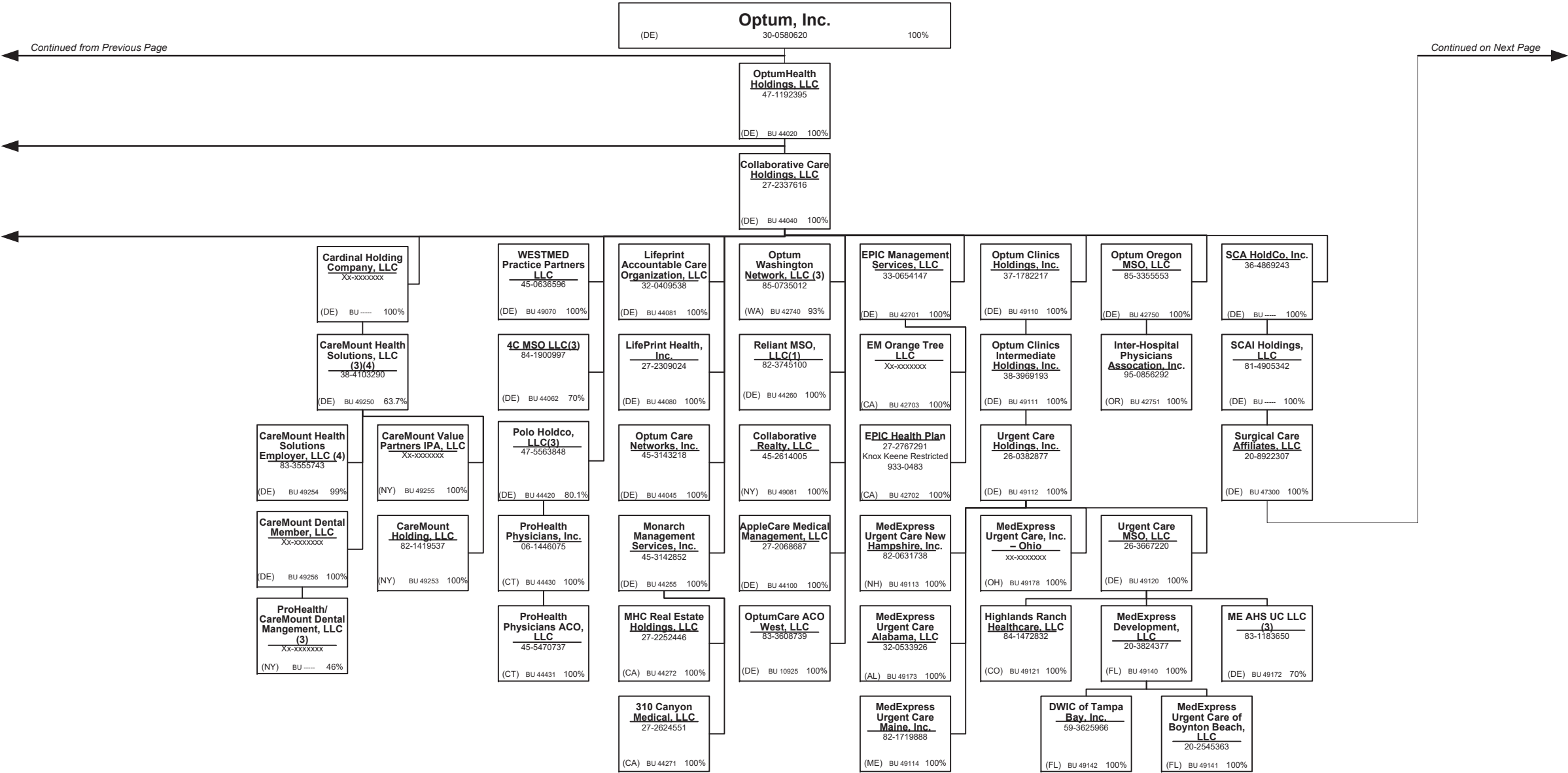




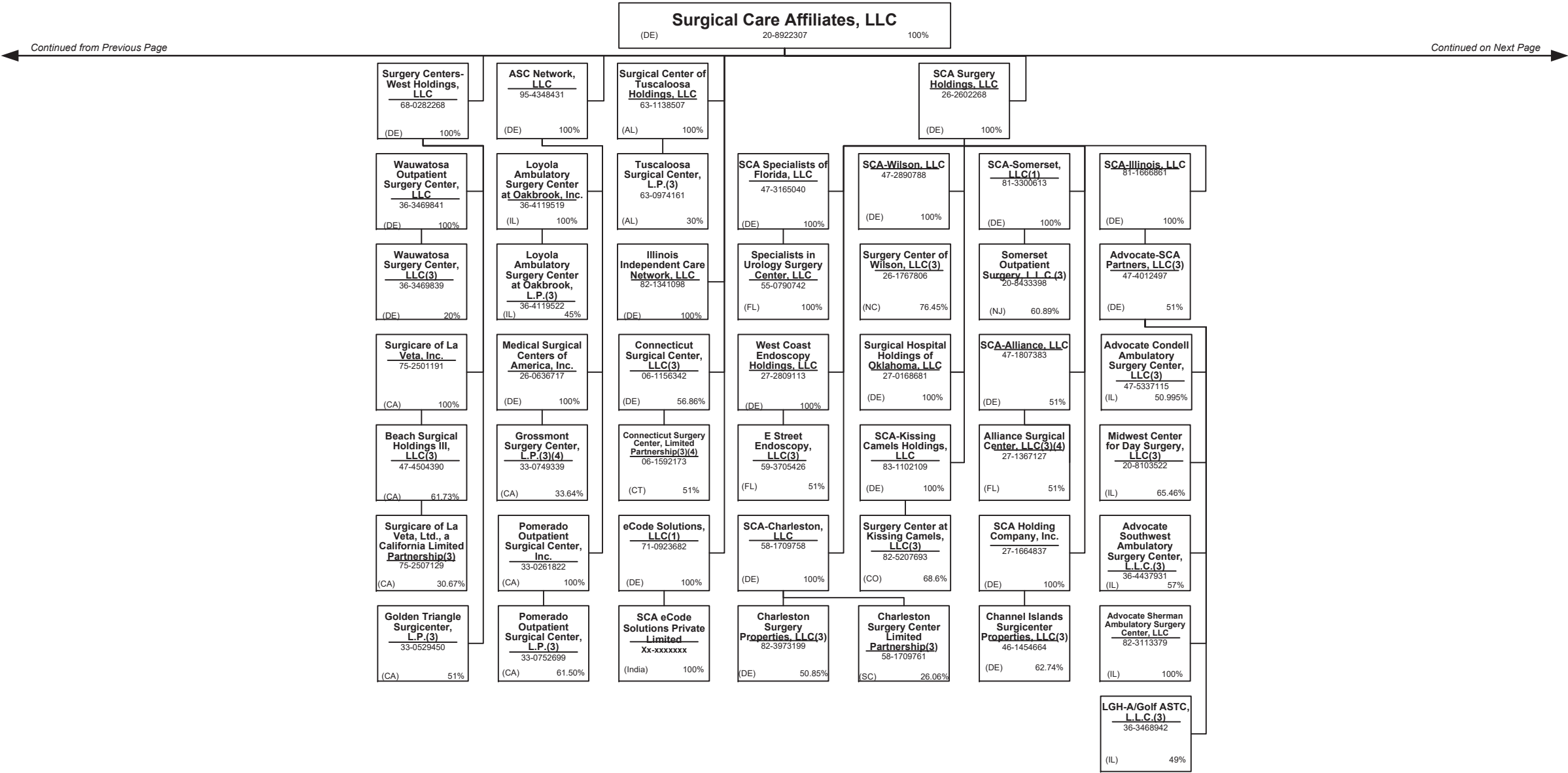
SCHEDULE Y – INFORMATION CONCERNING ACTIVITIES OF INSURER MEMBERS OF A HOLDING COMPANY GROUP  
PART 1 – ORGANIZATIONAL CHART



SCHEDULE Y – INFORMATION CONCERNING ACTIVITIES OF INSURER MEMBERS OF A HOLDING COMPANY GROUP  
PART 1 – ORGANIZATIONAL CHART



SCHEDULE Y – INFORMATION CONCERNING ACTIVITIES OF INSURER MEMBERS OF A HOLDING COMPANY GROUP  
PART 1 – ORGANIZATIONAL CHART

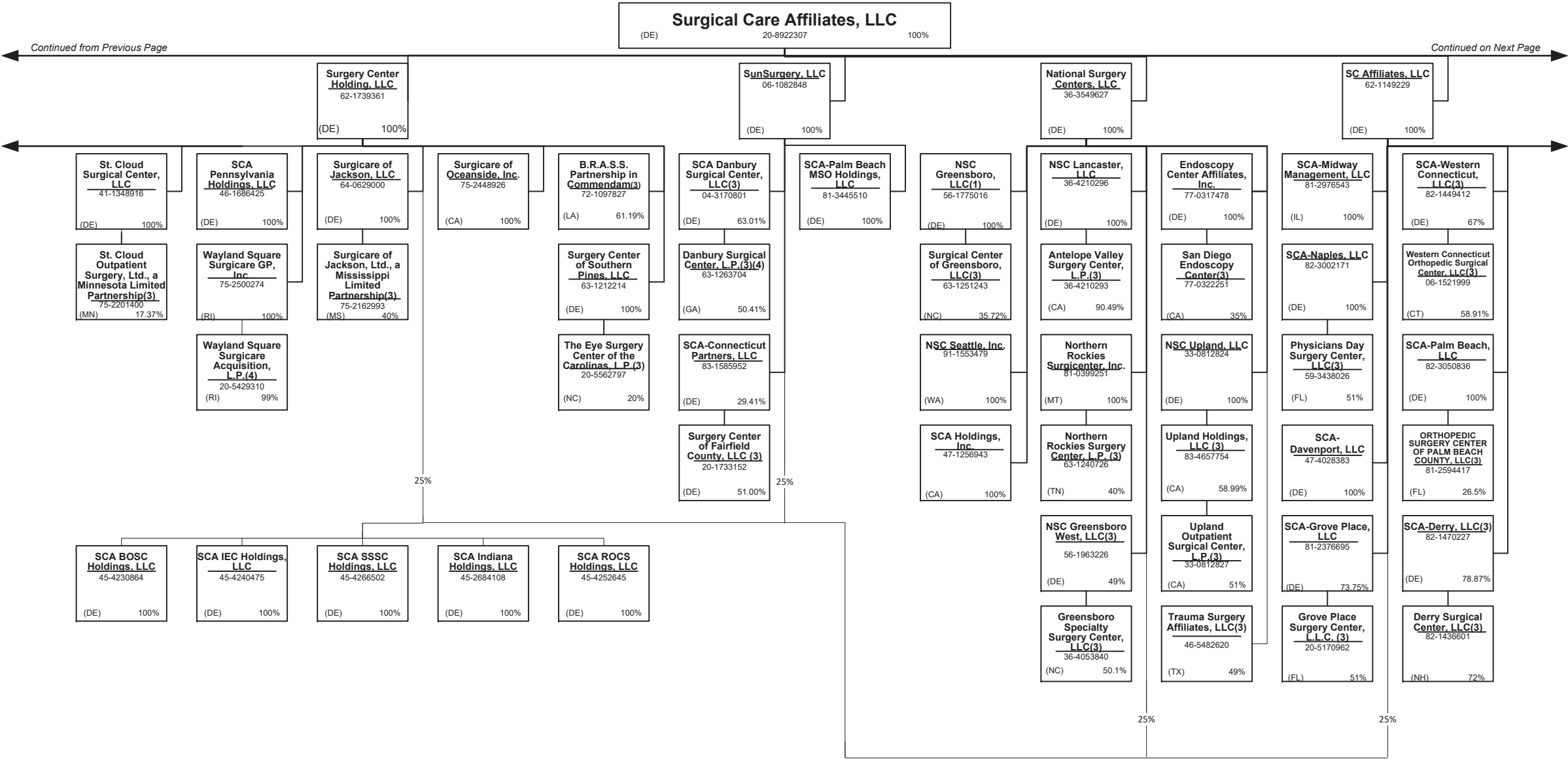


**SCHEDULE Y – INFORMATION CONCERNING ACTIVITIES OF INSURER MEMBERS OF A HOLDING COMPANY GROUP**


**PART 1 – ORGANIZATIONAL CHART**




SCHEDULE Y – INFORMATION CONCERNING ACTIVITIES OF INSURER MEMBERS OF A HOLDING COMPANY GROUP  
PART 1 – ORGANIZATIONAL CHART



SCHEDULE Y – INFORMATION CONCERNING ACTIVITIES OF INSURER MEMBERS OF A HOLDING COMPANY GROUP  
PART 1 – ORGANIZATIONAL CHART

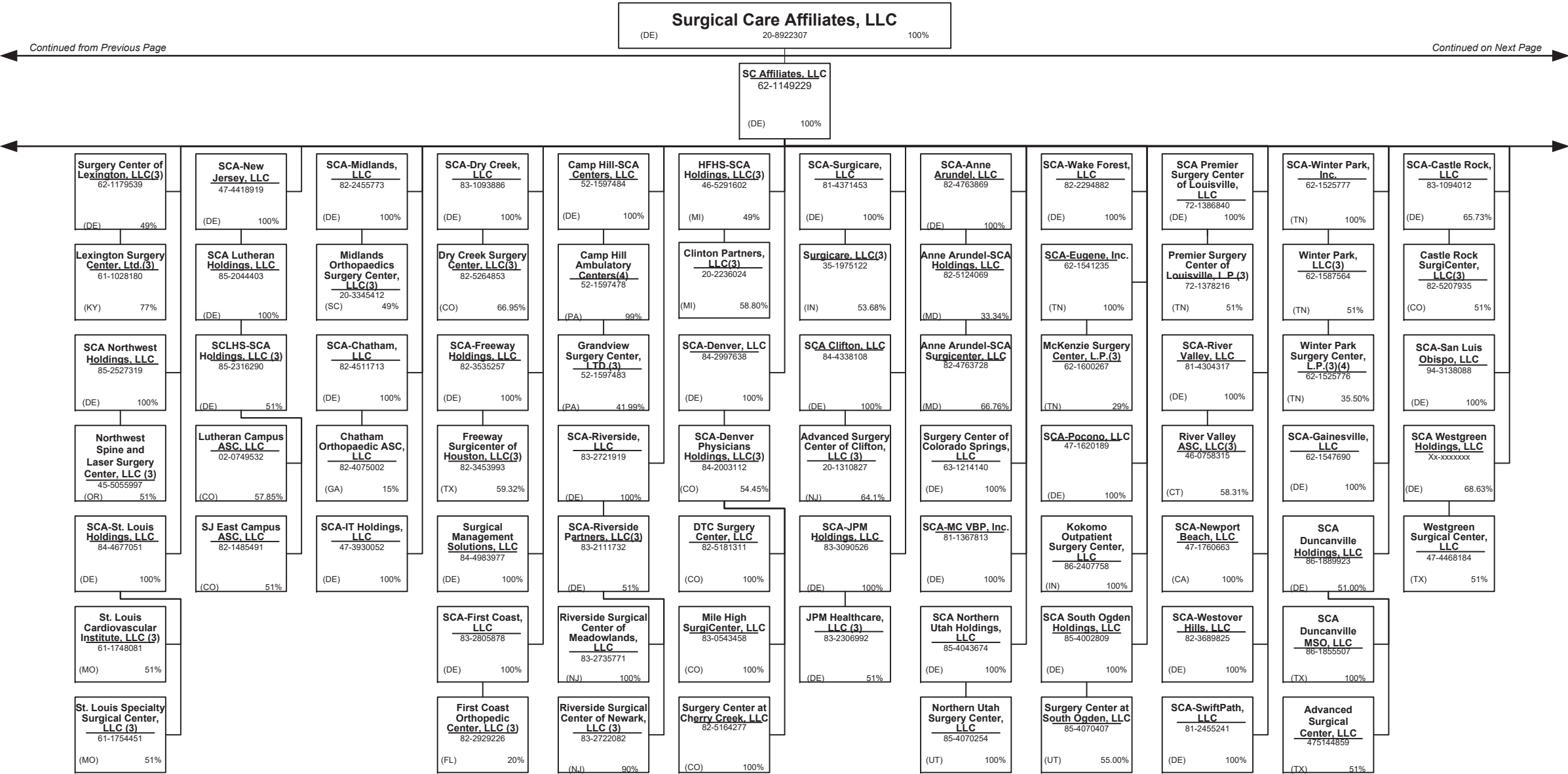


SCHEDULE Y – INFORMATION CONCERNING ACTIVITIES OF INSURER MEMBERS OF A HOLDING COMPANY GROUP  
PART 1 – ORGANIZATIONAL CHART



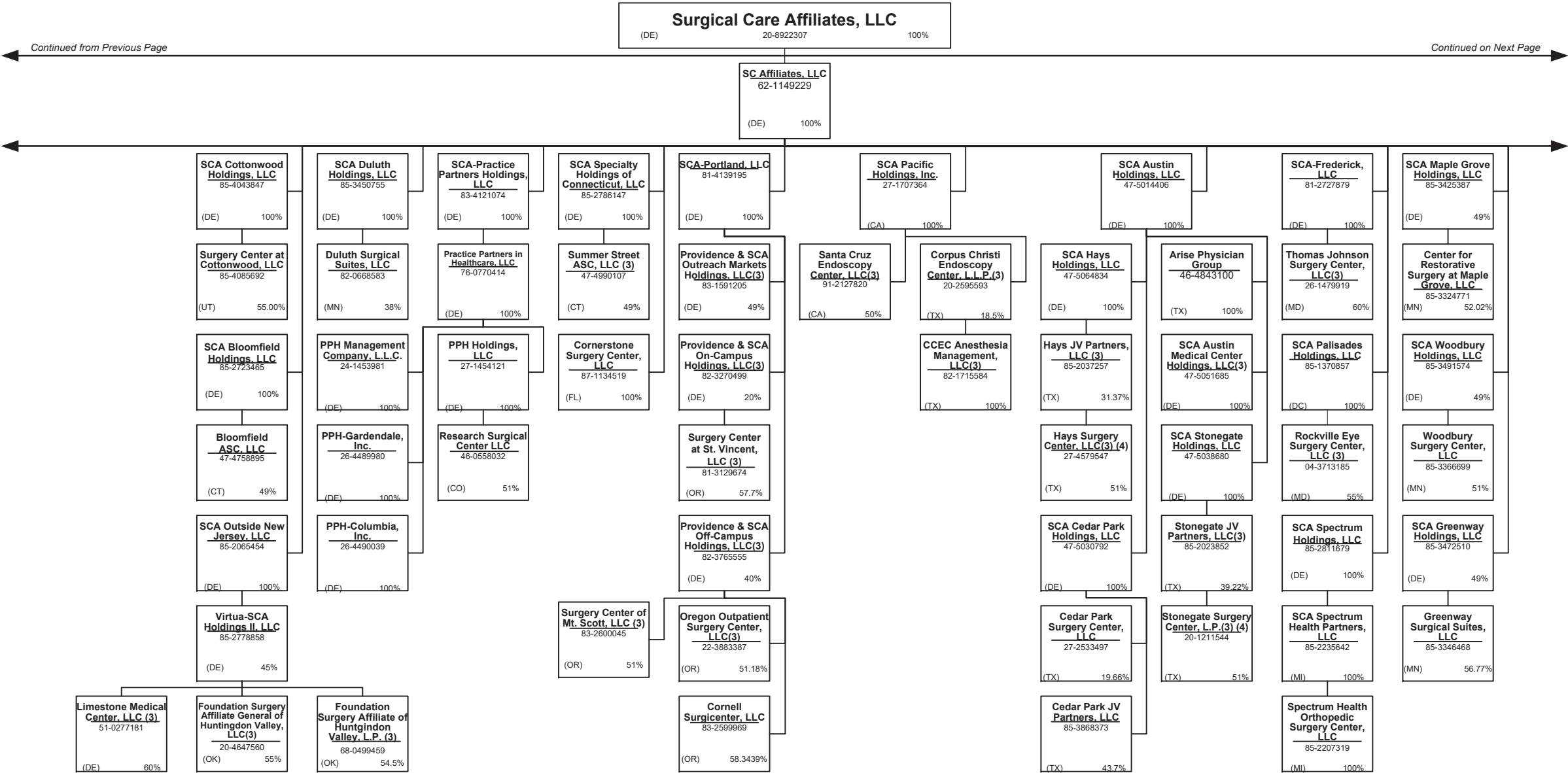


SCHEDULE Y – INFORMATION CONCERNING ACTIVITIES OF INSURER MEMBERS OF A HOLDING COMPANY GROUP  
PART 1 – ORGANIZATIONAL CHART



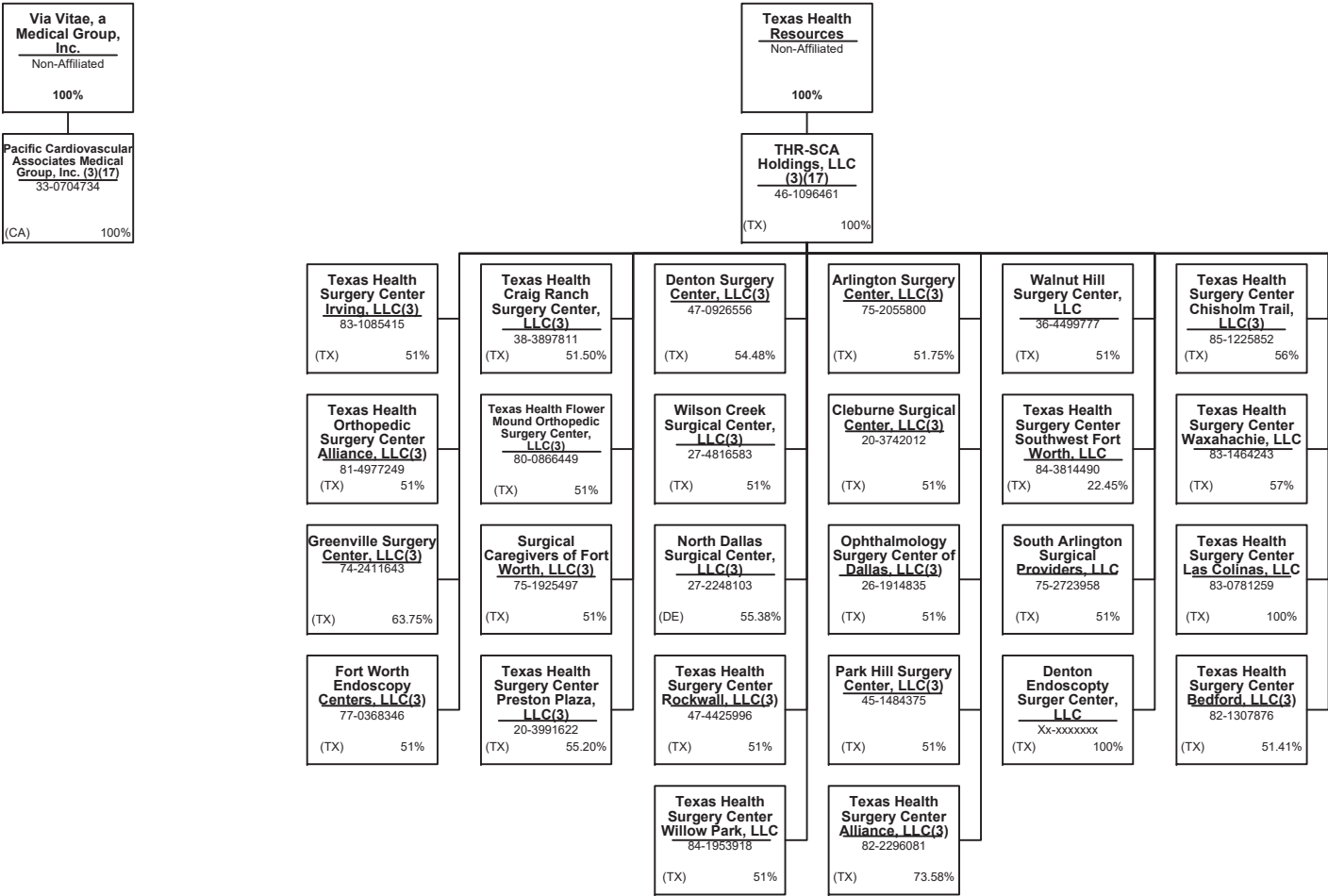


SCHEDULE Y – INFORMATION CONCERNING ACTIVITIES OF INSURER MEMBERS OF A HOLDING COMPANY GROUP  
PART 1 – ORGANIZATIONAL CHART



SCHEDULE Y – INFORMATION CONCERNING ACTIVITIES OF INSURER MEMBERS OF A HOLDING COMPANY GROUP

PART 1 – ORGANIZATIONAL CHART



**SCHEDULE Y – INFORMATION CONCERNING ACTIVITIES OF INSURER MEMBERS OF A HOLDING COMPANY GROUP****PART 1 – ORGANIZATIONAL CHART**

## Physician Owned Entities

Entity Name	Juris.	Federal Tax ID	Entity Name	Juris.	Federal Tax ID
4C Medical Group, PLC	AZ	45-2402948	HealthCare Partners Affiliates Medical Group	CA	95-4526112
A.G. Dikengil, Inc.	NJ	22-3149900	HealthCare Partners ASC-HB, LLC	CA	26-4247365
AbleTo Behavioral Health Services of Michigan, P.C.	MI	—	HealthCare Partners Associates Medical Group, P.C.	CA	45-5273760
AbleTo Behavioral Health Services of New Jersey, P.C.	NJ	—	HealthCare Partners Medical Group, P.C.	CA	95-4340584
AbleTo Behavioral Health Services, P.C.	CT	47-5519672	Homecare Dimensions of Florida, Inc.	TX	81-0884465
AbleTo Licensed Clinical Social Worker Services, P.C.	CA	—	Homecare Dimensions, Inc.	TX	74-2758644
AppleCare Hospitalists Medical Group, Inc.	CA	14-1890491	IN Style OPTICAL, LLC	MA	27-3296953
AppleCare Medical ACO, LLC	CA	45-2852872	Inland Faculty Medical Group, Inc.	CA	33-0618077
AppleCare Medical Group St. Francis, Inc.	CA	33-0845269	Inspiris Medical Services of New Jersey, P.C.	NJ	45-2563134
AppleCare Medical Group, Inc.	CA	33-0898174	INSPIRIS of Michigan Medical Services, P.C.	MI	27-1561674
ArchWell Health Professional Services Holding Co.	DE	86-3278602	INSPIRIS of New York Medical Services, P.C.	NY	13-4168739
ArchWell Health Professional Services of Alabama, LLC	AL	86-3152173	INSPIRIS of Pennsylvania Medical Services, P.C.	PA	26-2895670
ArchWell Health Professional Services of Kansas, P.A.	KS	86-3241870	Landmark Connect of California, PC	CA	36-4886532
ArchWell Health Professional Services of North Carolina, P.C.	NC	86-3222071	Landmark Connect of Oregon, P.C.	OR	82-4121823
ArchWell Health Professional Services of Oklahoma, LLC	OK	86-3190019	Landmark Connect of Pennsylvania, PC	PA	82-4513634
ARTA Western California, Inc.	CA	33-0658815	Landmark Connect of Washington, P.C.	WA	82-4273042
Aspectus, Inc.	MA	04-3403101	Landmark Medical of Arkansas, P.A.	AR	85-0997438
Beaver Medical Group, P.C.	CA	33-0645967	Landmark Medical of California, PC	CA	47-4553619
Better Health Value Network, LLC	WA	47-4349079	Landmark Medical of Connecticut, PC	CT	83-2295301
Bexar Imaging Center, LLC	TX	22-3858211	Landmark Medical of Florida, P.A.	FL	85-0838149
California Spring Holdings, PC	CA	81-0881243	Landmark Medical of Kansas, P.A.	KS	82-4633545
CareMount Health Solutions ACO, LLC	NY	—	Landmark Medical of Kentucky, PSC	KY	82-4881602
CareMount Medical, P.C.	NY	13-3544120	Landmark Medical of Louisiana, a Professional Corporation	LA	92-4881732
Centers for Family Medicine, GP	CA	33-0483510	Landmark Medical of Massachusetts, PLLC	MA	81-5364097
Connect Medical, P.C.	NY	32-0551188	Landmark Medical of Michigan, P.C.	MI	86-3599871
David Moen, M.D. P.C.	NY	81-5101448	Landmark Medical of Mississippi, P.C.	MS	82-5084178
David R. Ferrell, M.D., P.C.	NV	45-2380022	Landmark Medical of Missouri, P.C.	MO	82-4857713
Day-OP Center Of Long Island Inc.	NY	11-2811353	Landmark Medical of New Hampshire, P.C.	NH	85-1174070
Durable Medical Equipment, Inc.	MA	04-3106404	Landmark Medical of North Carolina, P.C.	NC	82-4256752
Empire Physicians' Medical Group, Inc.	CA	33-0181426	Landmark Medical of Ohio, Professional Corporation	OH	82-4864947
Everett Physicians, Inc. P.S.	WA	81-1625636	Landmark Medical of Oregon, PC	OR	47-2926188
First Hill Surgery Center, LLC	WA	47-2066485	Landmark Medical of Pennsylvania, PC	PA	81-1605378
Greater Phoenix Collaborative Care, P.C.	AZ	27-2337725	Landmark Medical of Rhode Island, PC	RI	84-2830065



SCHEDULE Y – INFORMATION CONCERNING ACTIVITIES OF INSURER MEMBERS OF A HOLDING COMPANY GROUP  
PART 1 – ORGANIZATIONAL CHART

Physician Owned Entities

Entity Name	Juris.	Federal Tax ID	Entity Name	Juris.	Federal Tax ID
Landmark Medical of Texas, PA	TX	83-2296389	MedExpress Urgent Care California, P.C.	CA	82-0930142
Landmark Medical of Utah, PC	UT	84-2660339	MedExpress Urgent Care Connecticut, P.C.	CT	81-1956812
Landmark Medical of Virginia, P.C.	VA	85-0839774	MedExpress Urgent Care Idaho, P.C.	ID	82-1135336
Landmark Medical of Washington, PC	WA	47-3028655	MedExpress Urgent Care Illinois, P.C.	IL	47-4308614
Landmark Medical, P.C.	NY	47-1588943	MedExpress Urgent Care Iowa, P.C.	IA	81-5353472
Level2 Medical Services, P.A.	DE	84-5003916	MedExpress Urgent Care Kansas, P.A.	KS	47-1919283
Level2 Medical Services, P.A. New Jersey	NJ	—	MedExpress Urgent Care Minnesota P.C.	MN	81-1125396
Level2 Medical Services, P.C. Alaska	AK	86-3756888	MedExpress Urgent Care Missouri P.C.	MO	47-3132625
Level2 Medical Services, P.C. California	CA	84-5003916	MedExpress Urgent Care North Carolina, P.C.	NC	81-5138747
Level2 Medical Services, P.C. Utah	UT	87-0969804	MedExpress Urgent Care Oregon, P.C.	OR	82-1919436
March Vision Care Group, Incorporated	CA	95-4874334	MedExpress Urgent Care Rhode Island, P.C.	RI	81-5362765
March Vision Care IPA, Inc.	NY	27-3115058	MedExpress Urgent Care South Carolina, P.C.	SC	81-5380706
March Vision Care of Texas, Inc.	TX	45-4227915	MedExpress Urgent Care Texas, P.A.	TX	47-5147441
MAT-RX DEVELOPMENT, L.L.C.	TX	43-1967820	MedExpress Urgent Care Washington, P.C.	WA	82-2443118
Mat-Rx Fort Worth GP, L.L.C.	TX	35-2262695	MedExpress Urgent Care Wisconsin, S.C.	WI	81-4281678
ME Urgent Care Nebraska, Inc.	NB *	81-0936574	MedExpress Urgent Care, Inc. – West Virginia	WV	26-4546400
MedExpress Employed Services, Inc.	DE	81-1265129	MedExpress Urgent Care, P.C. – Georgia	GA	47-1804667
MedExpress Primary Care Arizona, P.C.	AZ	81-4550969	MedExpress Urgent Care, P.C. – Indiana	IN	90-0929572
MedExpress Primary Care Arkansas, P.A.	AR	84-4234388	MedExpress Urgent Care, P.C. – Maryland	MD	45-3461101
MedExpress Primary Care Kansas, P.A.	KS	81-4605885	MedExpress Urgent Care, P.C. – Massachusetts	MA	47-1857908
MedExpress Primary Care Maryland, P.C.	MD	82-3384324	MedExpress Urgent Care, P.C. – Michigan	MI	46-4793937
MedExpress Primary Care Massachusetts, P.C.	MA	82-1096099	MedExpress Urgent Care, P.C. – Oklahoma	OK	47-1824365
MedExpress Primary Care Minnesota P.C.	MN	81-4396738	MedExpress Urgent Care, P.C. – Pennsylvania	PA	26-3750502
MedExpress Primary Care Oklahoma, P.C.	OK	83-1077265	MedExpress Urgent Care, P.C. – Tennessee	TN	45-4973138
MedExpress Primary Care South Carolina, P.C.	SC	83-0764858	MedExpress Urgent Care, P.C. – Virginia	VA	45-3123110
MedExpress Primary Care Texas, P.A.	TX	84-2500750	MedExpress Urgent Care, P.S.C. - Kentucky	KY	83-1565124
MedExpress Primary Care Virginia, P.C.	VA	82-3395792	MedExpress, Inc. – Delaware	DE	45-5436856
MedExpress Primary Care West Virginia, Inc.	WV	82-4401181	Memorial Healthcare IPA, GP	CA	95-4688463
MedExpress Primary Care Wisconsin, S.C.	WI	81-4563448	MH Physician Three Holdco, a Medical Corporation	CA	27-4691544
MedExpress Urgent Care – New Jersey, P.C.	NJ	45-5388778	MHCH, Inc.	CA	80-0507474
MedExpress Urgent Care - Northern New Jersey PC	NJ	83-2089623	MHIPA Physician Two Holdco, a Medical Corporation	CA	27-4691508
MedExpress Urgent Care Arizona, P.C.	AZ	81-4030280	Mobile Medical Services of New Jersey, PC	NJ	81-2977678
MedExpress Urgent Care Arkansas, P.A.	AR	46-4348120	Mobile Medical Services, P.C.	NY	30-0445773



SCHEDULE Y – INFORMATION CONCERNING ACTIVITIES OF INSURER MEMBERS OF A HOLDING COMPANY GROUP  
PART 1 – ORGANIZATIONAL CHART

Physician Owned Entities

Entity Name	Juris.	Federal Tax ID	Entity Name	Juris.	Federal Tax ID
Moen, M.D., P.C.	CA	85-3287029	ProHEALTH Urgent Care Medicine of New Jersey LLP	NJ	47-5661535
Monarch Health Plan, Inc.	CA	22-3935634	ProHEALTH Urgent Care Medicine, PLLC	NY	46-1883579
Monarch HealthCare, A Medical Group, Inc.	CA	33-0587660	Prospero Health Partners Florida, Inc.	FL	85-0775386
Monika Roots, M.D., P.C.	CA	84-4887072	Prospero Health Partners New York, P.C.	NY	82-2400620
Mosaic Management Services, Inc.	CA	20-5892451	Prospero Health Partners North Carolina, P.C.	NC	84-4569314
NAMM Medical Group Holdings, Inc.	CA	56-2627070	Prospero Health Partners, P.C.	MN	84-3234753
NAMM MGH, Inc.	CA	61-1627269	Prospero Medical Services New Jersey, P.C.	NJ	84-3844362
naviHealth Coordinated Care SC, P.C.	MI	85-0975337	Psychiatry Services of New York, P.C.	NY	85-0921665
naviHealth Michigan HBPC, P.C.	MI	84-3469040	Redlands Family Practice Medical Group, Inc.	CA	56-2627067
New York Licensed Clinical Social Work, P.C.	NY	86-3891057	Reliant Medical Group The Endoscopy Center, LLC	MA	20-5251393
Nifty After Fifty/Monarch, LLC	CA	26-2995765	Reliant Medical Group, Inc.	MA	04-2472266
Northwest Medical Group Alliance, LLC	WA	91-1699944	Riverside Community Healthplan Medical Group, Inc.	CA	33-0055097
NPN IPA Washington, PLLC	WA	61-1855159	Riverside Electronic Healthcare Resources, Inc.	CA	20-3420379
OHR Physician Group, P.C.	OR	93-0979031	Riverside Pediatric Group, P.C.	NJ	22-3624559
Optum Clinic, P.A.	TX	75-2778455	Robert B. McBeath, M.D. II, P.C.	NV	86-0857176
Optum Medical Services of California, P.C.	CA	30-0826311	Robert B. McBeath, M.D. III, P.C.	NV	46-2662506
Optum Medical Services of Colorado, P.C.	CO	45-5424191	Robert B. McBeath, M.D., Professional Corporation	NV	88-0310956
Optum Medical Services, P.C.	NC	45-3866363	San Bernardino Medical Group, Inc.	CA	--
OptumCare Portland, LLC	OR	93-1306308	Sanvello Behavioral Health Services of Michigan, P.C.	DE	85-1941832
Oregon Healthcare Resources, LLC	OR	27-3674492	Sanvello Behavioral Health Services of New Jersey, P.C.	NJ	85-0666386
Physician Partners Medical Group, Inc.	CA	30-0516435	Sanvello Behavioral Health Services of North Carolina, P.C.	NC	85-1959641
Physicians Care Network, L.L.C.	WA	91-1822767	Sanvello Behavioral Health Services of Texas, P.A.	TX	84-3152209
Polyclinic Holdings, P.C.	WA	83-3042027	Sanvello Behavioral Health Services, P.A.	DE	84-1754732
Polyclinic Management Services Company, LLC	WA	46-0508606	Southern California Medical Practice Concepts, LLC	CA	30-0743767
Primary Care Associated Medical Group, Inc.	CA	33-0527335	Surgical Eye Experts, LLC	MA	65-1321064
Prime Community Care, Inc.	CA	30-0516440	Talbert Medical Group, P.C.	CA	93-1172065
PrimeCare Medical Group of Chino Valley, Inc.	CA	33-0645768	TeamMD Physicians, P.C.	IA	42-1446216
ProHEALTH Accountable Care Medical Group, PLLC	NY	45-4469117	The Everett Clinic, PLLC	WA	91-0214500
ProHEALTH Ambulatory Surgery Center, Inc.	NY	11-3447394	The Polyclinic, PLLC	WA	91-0369070
ProHEALTH Care Associates of New Jersey LLP	NJ	47-5656253	USMD Diagnostic Services, LLC	TX	27-2803133
ProHEALTH Care Associates, L.L.P.	NY	11-3355604	USMD Hospital at Arlington, L.P.	TX	73-1662763
ProHEALTH Medical NY, P.C.	NY	47-1388406	USMD Hospital at Fort Worth, L.P.	TX	20-3571243
ProHealth Physicians, P.C.	CT	06-1469068	USMD of Arlington GP, L.L.C.	TX	73-1662757

SCHEDULE Y – INFORMATION CONCERNING ACTIVITIES OF INSURER MEMBERS OF A HOLDING COMPANY GROUP  
PART 1 – ORGANIZATIONAL CHART

Physician Owned Entities

Entity Name	Juris.	Federal Tax ID
Vitucci, LCSW, P.C.	IL	85-1453387
Waypoint Minnesota PC	MN	46-2854394
WellMed Florida Medicare ACO, LLC	TX	84-2233329
WellMed Greater Texas Medicare ACO, LLC	TX	84-2178104
WellMed Medical Group, P.A.	TX	74-2574229
WellMed Network of Florida, Inc.	TX	35-2314192
WellMed Networks - DFW, Inc.	TX	41-2250215
WellMed Networks, Inc.	TX	74-2689447
WellMed of Las Cruces, Inc.	TX	92-0183013
WellMed Tampa/Orlando Medicare ACO, LLC	TX	84-2193803
WellMed Texas Medicare ACO, LLC	TX	84-2219968
WND Medical, PLLC	TX	45-2158334
XLHome Michigan, P.C.	MI	46-3537245
XLHome Northeast, P.C.	NJ	45-5530241
XLHome Oklahoma, Inc.	OK	46-2931689
XLHome, P.C.	MD	27-3543997

**SCHEDULE Y – INFORMATION CONCERNING ACTIVITIES OF INSURER MEMBERS OF A HOLDING COMPANY GROUP**  
**PART 1 – ORGANIZATIONAL CHART**

**Organizational Chart Footnotes**

- (1) Entity is owned in full or in part by a UnitedHealth Group Incorporated friendly physician.
- (2) Control of the Foundation is based on sole membership, not the ownership of voting securities.
- (3) The remaining percentage is owned either by a non-affiliated entity, outside investor(s), former company officer(s), or third party shareholder(s).
- (4) The minority percentage is owned by one or more affiliated UnitedHealth Group Incorporated subsidiaries. Voting rights do vary.
- (5) No information of the other shareholder(s) has been provided
- (6) General partnership interests are held by United HealthCare Services, Inc. (89.77%) and by UnitedHealthcare, Inc. (10.23%). United HealthCare Services, Inc. also holds 100% of the limited partnership interests. When combining general and limited partner interests, United HealthCare Services, Inc. owns 94.18% and UnitedHealthcare, Inc. owns 5.83%.
- (7) Branch offices in Iraq and Uganda.
- (8) H&W Indemnity (SPC), Ltd. is an exempted segregated portfolio company organized under the laws of the Cayman Islands and holds a Cayman insurance license.
- (9) Registered as a foreign shareholder in Brazil.
- (10) Registered in Nova Scotia and Newfoundland& Labrador.
- (11) Polar II Fundo de Investimento em Participações is a Brazilian private equity investment fund incorporated in the form of a closed-end condominium.
- (12) Branch office located in the United States.
- (13) Entity has a representative office in Beijing, China.
- (14) Registered in the Dubai Silicon Oasis free zone.
- (15) Registered branches in Australia and the UK.
- (16) Registered in the Dubai Healthcare City free zone.
- (17) Entity is not directly owned by the parent. However, the parent does have a viable economic interest as well as control over the entity through contractual agreements.
- (18) Entity has a branch office in the United Kingdom.

SCHEDULE Y  
PART 1A - DETAIL OF INSURANCE HOLDING COMPANY SYSTEM

1	2	3	4	5	6	7	8	9	10	11	12	13	14	15	16
Group Code	Group Name	NAIC Company Code	ID Number	Federal RSSD	CIK	Name of Securities Exchange if Publicly Traded (U.S. or International)	Names of Parent, Subsidiaries Or Affiliates	Domi-ciliary Location	Relation-ship to Reporting Entity	Directly Controlled by (Name of Entity/Person)	Type of Control (Ownership, Board, Management, Attorney-in-Fact, Influence, Other)	If Control is Owner-ship Provide Percen-tage	Ultimate Controlling Entity(ies)/Person(s)	Is an SCA Filing Re-quired? (Y/N)	*
		.00000	98-1308130				1070715 B.C. Unlimited Liability Company .....	.CAN	.NIA	OptumRx Group Holdings, Inc. ....	Ownership.....	100.000	UnitedHealth Group Incorporated .....		
		.00000	20-2904092				1st Avenue Pharmacy, Inc. ....		.NIA	Genoa Healthcare LLC .....	Ownership.....	100.000	UnitedHealth Group Incorporated .....		
		.00000	27-2624551				310 Canyon Medical, LLC .....	.CA	.NIA	Monarch Management Services, Inc. ....	Ownership.....	100.000	UnitedHealth Group Incorporated .....		
		.00000	45-2402948				4C Medical Group, PLC .....	.AZ	.NIA	Greater Phoenix Collaborative Care, P.C. ....	Ownership.....	100.000	UnitedHealth Group Incorporated .....		.1
		.00000	84-1900997				4C MSO LLC .....	.DE	.NIA	Collaborative Care Holdings, LLC .....	Ownership.....	70.000	UnitedHealth Group Incorporated .....		.1
		.00000	35-2607738				5995 Minnetonka, LLC .....	.DE	.NIA	UnitedHealthcare Insurance Company .....	Ownership.....	100.000	UnitedHealth Group Incorporated .....		
		.00000	22-3149900				A.G. Dikengil, Inc. ....	.NJ	.NIA	Riverside Pediatric Group, P.C. ....	Ownership.....	100.000	UnitedHealth Group Incorporated .....		.1
		.00000	27-0515438				ABCO International Holdings, LLC .....	.DE	.NIA	The Advisory Board Company .....	Ownership.....	100.000	UnitedHealth Group Incorporated .....		.1
		.00000	27-0515438				AbleTo Behavioral Health Services of Michigan, P.C. ....	.MI	.NIA	Physician(s) Owned .....	Influence.....	0.000	UnitedHealth Group Incorporated .....		.1
		.00000					AbleTo Behavioral Health Services of New Jersey, P.C. ....	.NJ	.NIA	Physician(s) Owned .....	Influence.....	0.000	UnitedHealth Group Incorporated .....		.1
		.00000	47-5519672				AbleTo Behavioral Health Services, P.C. ....	.CT	.NIA	Physician(s) Owned .....	Influence.....	0.000	UnitedHealth Group Incorporated .....		.1
		.00000					AbleTo Licensed Clinical Social Worker Services, P.C. ....	.CA	.NIA	Physician(s) Owned .....	Influence.....	0.000	UnitedHealth Group Incorporated .....		.1
		.00000	46-2468224				AbleTo, Inc. ....	.DE	.NIA	Avery Parent Holdings, Inc. ....	Ownership.....	100.000	UnitedHealth Group Incorporated .....		.1
		.00000	81-4328859				Accurate Advantage, LLC .....	.MO	.NIA	Accurate Rx Pharmacy Consulting, LLC .....	Ownership.....	100.000	UnitedHealth Group Incorporated .....		
		.00000	26-3329157				Accurate Rx Pharmacy Consulting, LLC .....	.MO	.NIA	Diplomat Pharmacy, Inc. ....	Ownership.....	100.000	UnitedHealth Group Incorporated .....		
		.00000	41-1913523				ACN Group IPA of New York, Inc. ....	.NY	.NIA	OptumHealth Care Solutions, LLC .....	Ownership.....	100.000	UnitedHealth Group Incorporated .....		
		.00000	27-0015861				ACN Group of California, Inc. ....	.CA	.IA	OptumHealth Care Solutions, LLC .....	Ownership.....	100.000	UnitedHealth Group Incorporated .....		
		.00000	98-1446128				Administradora Clínica La Colina S.A.S. ....	.COL	.NIA	CDC Holdings Colombia S.A.S. ....	Ownership.....	50.000	UnitedHealth Group Incorporated .....		
		.00000	98-1446128				Administradora Clínica La Colina S.A.S. ....	.COL	.NIA	Banmédica Internacional SpA .....	Ownership.....	50.000	UnitedHealth Group Incorporated .....		
		.00000	98-1446125				Administradora Country S.A.S. ....	.COL	.NIA	Banmédica Internacional SpA .....	Ownership.....	50.000	UnitedHealth Group Incorporated .....		
		.00000	98-1446125				Administradora Country S.A.S. ....	.COL	.NIA	CDC Holdings Colombia S.A.S. ....	Ownership.....	50.000	UnitedHealth Group Incorporated .....		
		.00000	98-1451601				Administradora Médica Centromed S.A. ....	.CHL	.NIA	Vida Integra S.p.A. ....	Ownership.....	76.750	UnitedHealth Group Incorporated .....		
		.00000	20-1310827				Advanced Surgery Center of Clifton, LLC .....		.NIA	SCA Clifton, LLC .....	Ownership.....	64.100	UnitedHealth Group Incorporated .....		
		.00000	47-5144859				Advanced Surgical Center, LLC .....	.TX	.NIA	SCA Duncanville Holdings, LLC .....	Ownership.....	51.000	UnitedHealth Group Incorporated .....		
		.00000	26-4093335				Advanced Surgical Hospital, LLC .....	.PA	.NIA	SCA Southwestern PA, LLC .....	Ownership.....	50.452	UnitedHealth Group Incorporated .....		
		.00000	74-2642393				Advantage Care Network, Inc. ....	.DE	.NIA	HealthScope Benefits, Inc. ....	Ownership.....	100.000	UnitedHealth Group Incorporated .....		
		.00000	85-2984578				Advisedby, LLC .....	.DE	.NIA	Golden Rule Financial Corporation .....	Ownership.....	100.000	UnitedHealth Group Incorporated .....		
		.00000	47-5337115				Advocate Condell Ambulatory Surgery Center, LLC .....	.IL	.NIA	Advocate-SCA Partners, LLC .....	Ownership.....	51.000	UnitedHealth Group Incorporated .....		
		.00000	36-4437931				Advocate Southwest Ambulatory Surgery Center, L.L.C. ....	.IL	.NIA	Advocate-SCA Partners, LLC .....	Ownership.....	58.500	UnitedHealth Group Incorporated .....		
		.00000	47-4012497				Advocate-SCA Partners, LLC .....	.DE	.NIA	SCA-Illinois, LLC .....	Ownership.....	51.000	UnitedHealth Group Incorporated .....		
		.00000	26-1777941				Affinity Biotech, Inc. ....	.TX	.NIA	Diplomat Pharmacy, Inc. ....	Ownership.....	100.000	UnitedHealth Group Incorporated .....		
		.00000	45-4171713				AHN Accountable Care Organization, LLC .....	.IN	.NIA	American Health Network of Indiana, LLC .....	Ownership.....	100.000	UnitedHealth Group Incorporated .....		
		.00000	35-2109566				AHN Central Services, LLC .....	.IN	.NIA	AHN Target Holdings, LLC .....	Ownership.....	100.000	UnitedHealth Group Incorporated .....		
		.00000	35-2582899				AHN Target Holdings, LLC .....	.DE	.NIA	Collaborative Care Holdings, LLC .....	Ownership.....	80.100	UnitedHealth Group Incorporated .....		
		.00000	98-1447435				Aliansalud Entidad Promotora de Salud S.A. ....	.COL	.NIA	Banmédica S.A. ....	Ownership.....	76.290	UnitedHealth Group Incorporated .....		
		.00000	98-1447435				Aliansalud Entidad Promotora de Salud S.A. ....	.COL	.NIA	Constructora Inmobiliaria Magapoq S.A. ....	Ownership.....	1.000	UnitedHealth Group Incorporated .....		
.0707	UnitedHealth Group Incorporated .....	.82406	35-1665915				All Savers Insurance Company .....		.IA	Golden Rule Financial Corporation .....	Ownership.....	100.000	UnitedHealth Group Incorporated .....		
							All Savers Life Insurance Company of California .....	.CA	.IA	Golden Rule Financial Corporation .....	Ownership.....	100.000	UnitedHealth Group Incorporated .....		
.0707	UnitedHealth Group Incorporated .....	.73130	35-1744596				Alliance Surgical Center, LLC .....	.FL	.NIA	Endoscopy Center Affiliates, Inc. ....	Ownership.....	3.500	UnitedHealth Group Incorporated .....		
.0707	UnitedHealth Group Incorporated .....	.00000	27-1367127				Alliance Surgical Center, LLC .....	.FL	.NIA	SCA-Alliance, LLC .....	Ownership.....	51.000	UnitedHealth Group Incorporated .....		
		.00000	27-1367127				Aloha Surgical Center, LLC .....	.TN	.NIA	Surgery Center of Maui, LLC .....	Ownership.....	66.000	UnitedHealth Group Incorporated .....		
		.00000	63-1231942				Ambient Healthcare, Inc. ....	.FL	.NIA	Ambient Holdings, Inc. ....	Ownership.....	100.000	UnitedHealth Group Incorporated .....		
		.00000	45-2161438				Ambient Holdings, Inc. ....	.DE	.NIA	Optum Infusion Services 500, Inc. ....	Ownership.....	100.000	UnitedHealth Group Incorporated .....		
		.00000	45-4770582				American Health Network of Indiana Care Organization, LLC .....	.IN	.NIA	AHN Target Holdings, LLC .....	Ownership.....	100.000	UnitedHealth Group Incorporated .....		
		.00000	35-1930805				American Health Network of Indiana II, LLC .....	.IN	.NIA	AHN Target Holdings, LLC .....	Ownership.....	100.000	UnitedHealth Group Incorporated .....		
.0707	UnitedHealth Group Incorporated .....	.52623	35-2108729				American Health Network of Indiana, LLC .....	.IN	.IA	AHN Target Holdings, LLC .....	Ownership.....	100.000	UnitedHealth Group Incorporated .....		
.0707	UnitedHealth Group Incorporated .....	.00000	85-2849994				American Health Network of Kentucky, LLC .....	.KY	.NIA	AHN Target Holdings, LLC .....	Ownership.....	100.000	UnitedHealth Group Incorporated .....		



SCHEDULE Y  
PART 1A - DETAIL OF INSURANCE HOLDING COMPANY SYSTEM

1	2	3	4	5	6	7	8	9	10	11	12	13	14	15	16
Group Code	Group Name	NAIC Company Code	ID Number	Federal RSSD	CIK	Name of Securities Exchange if Publicly Traded (U.S. or International)	Names of Parent, Subsidiaries Or Affiliates	Domi-ciliary Location	Relation-ship to Reporting Entity	Directly Controlled by (Name of Entity/Person)	Type of Control (Ownership, Board, Management, Attorney-in-Fact, Influence, Other)	If Control is Owner-ship Provide Percen-tage	Ultimate Controlling Entity(ies)/Person(s)	Is an SCA Filing Re-quired? (Y/N)	*
		.00000	45-4132160				American Health Network of Ohio Care Organization, LLC	.OH	NIA	AHN Target Holdings, LLC	Ownership	100.000	UnitedHealth Group Incorporated		
		.00000	31-1424956				American Health Network of Ohio II, LLC	.OH	NIA	AHN Target Holdings, LLC	Ownership	100.000	UnitedHealth Group Incorporated		
		.00000	31-1424957				American Health Network of Ohio, LLC	.OH	NIA	AHN Target Holdings, LLC	Ownership	100.000	UnitedHealth Group Incorporated		
		.00000	04-3041221				American Homecare Federation, Inc.	.CT	NIA	Diplomat Pharmacy, Inc.	Ownership	100.000	UnitedHealth Group Incorporated		
		.00000	54-1743136				AmeriChoice Corporation	.DE	NIA	UnitedHealth Group Incorporated	Ownership	100.000	UnitedHealth Group Incorporated		
.0707	UnitedHealth Group Incorporated	.95497	22-3368602				AmeriChoice of New Jersey, Inc.	.NJ	.IA	AmeriChoice Corporation	Ownership	100.000	UnitedHealth Group Incorporated		
							Cemed Care – Empresa de Atendimento Clínico								
.0707	UnitedHealth Group Incorporated	.00000	98-1108620				Amico Saúde Ltda.	.BRA	NIA	Geral Ltda.	Ownership	0.931	UnitedHealth Group Incorporated		
		.00000	98-1108620				Amico Saúde Ltda.	.BRA	NIA	Santa Helena Assistência Médica S.A.	Ownership	99.069	UnitedHealth Group Incorporated		
							Polar II Fundo de Investimento em								
		.00000	98-1108620				Amil Assistência Médica Internacional S.A.	.BRA	NIA	Participações Multiestratégia	Ownership	92.401	UnitedHealth Group Incorporated		
		.00000					Amil Assistência Médica Internacional S.A.	.BRA	NIA	UHG Brasil Participações S.A.	Ownership	7.599	UnitedHealth Group Incorporated		
							Amil Assistência Médica Internacional S.A.								
		.00000	98-1138212				AMIL International S.á.r.l.	.LUX	NIA		Ownership	100.000	UnitedHealth Group Incorporated		
		.00000	98-1454564				Análisis Clínicos ML S.A.C.	.PER	NIA	Pacifico S.A. Entidad Prestadora de Salud	Ownership	100.000	UnitedHealth Group Incorporated		
							Angiografia e Hemodinâmica Madre Theodora Ltda.			Esho – Empresa de Serviços Hospitalares S.A.					
		.00000	98-1454564				Anne Arundel-SCA Holdings, LLC	.BRA	NIA		Ownership	50.000	UnitedHealth Group Incorporated		
		.00000	82-5124069				Anne Arundel-SCA Surgicenter, LLC		NIA	SCA-Anne Arundel, LLC	Ownership	33.340	UnitedHealth Group Incorporated		2
		.00000	82-4763728				Antelope Valley Surgery Center, L.P.	.MD	NIA	Anne Arundel-SCA Holdings, LLC	Ownership	66.760	UnitedHealth Group Incorporated		2
		.00000	36-4210293				Apothecary Holdings, Inc.	.CA	NIA	NSC Lancaster, LLC	Ownership	90.494	UnitedHealth Group Incorporated		2
		.00000	26-3913051				AppleCare Hospitalists Medical Group, Inc.	.DE	NIA	OptumRx Holdings, LLC	Ownership	100.000	UnitedHealth Group Incorporated		
		.00000	14-1890491				AppleCare Medical ACO, LLC	.CA	NIA	Physician(s) Owned	Influence	0.000	UnitedHealth Group Incorporated		1
		.00000	45-2852872				AppleCare Medical Group St. Francis, Inc.	.CA	NIA	AppleCare Medical Group, Inc.	Ownership	100.000	UnitedHealth Group Incorporated		1
		.00000	33-0845269				AppleCare Medical Group, Inc.	.CA	NIA	Physician(s) Owned	Influence	0.000	UnitedHealth Group Incorporated		1
		.00000	33-0898174				AppleCare Medical Management, LLC	.CA	NIA	Physician(s) Owned	Influence	0.000	UnitedHealth Group Incorporated		1
		.00000	27-2068687				APS – Assistência Personalizada à Saúde Ltda.	.DE	NIA	Collaborative Care Holdings, LLC	Ownership	100.000	UnitedHealth Group Incorporated		1
							APS – Assistência Personalizada à Saúde Ltda.								
		.00000	27-2068687				Aquitania Chilean Holding SpA	.BRA	NIA	Santa Helena Assistência Médica S.A.	Ownership	100.000	UnitedHealth Group Incorporated		
							Arcadia Outpatient Surgery Center, L.P.			Amil Assistência Médica Internacional S.A.					
		.00000	98-1399975				ArchWell Health MSO, LLC	.BRA	NIA		Ownership	0.000	UnitedHealth Group Incorporated		
		.00000	75-2285078				ArchWell Health Professional Services Holding Co.	.CHL	NIA	Bordeaux UK Holdings II Limited	Ownership	100.000	UnitedHealth Group Incorporated		
		.00000	86-3124559				ArchWell Health Professional Services of Alabama, LLC	.DE	NIA	Surgicenters of Southern California, Inc.	Ownership	24.500	UnitedHealth Group Incorporated		2
							ArchWell Health Professional Services of Kansas, P.A.		NIA	ArchWell Health, LLC	Ownership	100.000	UnitedHealth Group Incorporated		2
		.00000	86-3278602				ArchWell Health Professional Services of North Carolina, P.C.	.DE	NIA	Physician(s) Owned	Influence	0.000	UnitedHealth Group Incorporated		1
							ArchWell Health Professional Services of North Carolina, P.C.			ArchWell Health Professional Services Holding Co.					
		.00000	86-3152173				ArchWell Health Professional Services of Oklahoma, LLC	.KS	NIA	Physician(s) Owned	Ownership	100.000	UnitedHealth Group Incorporated		1
							ArchWell Health Professional Services of Oklahoma, LLC				Influence	0.000	UnitedHealth Group Incorporated		1
		.00000	86-3222071				ArchWell Health Professional Services of Oklahoma, LLC	.NC	NIA	Physician(s) Owned	Influence	0.000	UnitedHealth Group Incorporated		1
							ArchWell Health Professional Services of Oklahoma, LLC			ArchWell Health Professional Services Holding Co.					
		.00000	86-3190019				ArchWell Health, LLC	.OK	NIA	Physician(s) Owned	Ownership	100.000	UnitedHealth Group Incorporated		1
		.00000	85-0496329				ArchWell Health, LLC	.DE	NIA	ArchWell Health Professional Services	Ownership	99.600	UnitedHealth Group Incorporated		1
		.00000	46-4843100				Arise Physician Group	.TX	NIA	Triple Aim Partners, LLC	Ownership	100.000	UnitedHealth Group Incorporated		
		.00000	86-0813232				Arizona Physicians IPA, Inc.	.AZ	NIA	SCA Austin Holdings, LLC	Ownership	100.000	UnitedHealth Group Incorporated		
		.00000	75-2055800				Arlington Surgery Center, LLC	.TX	NIA	UnitedHealthcare, Inc.	Ownership	100.000	UnitedHealth Group Incorporated		
		.00000	33-0658815				ARTA Western California, Inc.	.TX	NIA	Surgical Care Affiliates, LLC	Influence	51.754	UnitedHealth Group Incorporated		
		.00000	46-3907136				ASC Holdings of New Jersey, LLC	.CA	NIA	Physician(s) Owned	Influence	0.000	UnitedHealth Group Incorporated		1
		.00000	95-4348431				ASC Network, LLC	.NJ	NIA	SC Affiliates, LLC	Ownership	100.000	UnitedHealth Group Incorporated		1
		.00000	04-3403101				Aspectus, Inc.	.DE	NIA	Surgical Care Affiliates, LLC	Ownership	100.000	UnitedHealth Group Incorporated		1
							Associação Lusíadas Knowledge Center – Health Education and Research	.MA	NIA	Reliant Medical Group, Inc.	Ownership	100.000	UnitedHealth Group Incorporated		1
		.00000	04-3403101				CLISA – Clínica de Santo António, S.A.	.PRT	NIA		Ownership	25.000	UnitedHealth Group Incorporated		1

SCHEDULE Y  
PART 1A - DETAIL OF INSURANCE HOLDING COMPANY SYSTEM

1	2	3	4	5	6	7	8	9	10	11	12	13	14	15	16
Group Code	Group Name	NAIC Company Code	ID Number	Federal RSSD	CIK	Name of Securities Exchange if Publicly Traded (U.S. or International)	Names of Parent, Subsidiaries Or Affiliates	Domi-ciliary Location	Relation-ship to Reporting Entity	Directly Controlled by (Name of Entity/Person)	Type of Control (Ownership, Board, Management, Attorney-in-Fact, Influence, Other)	If Control is Owner-ship Provide Percen-tage	Ultimate Controlling Entity(ies)/Person(s)	Is an SCA Filing Re-quired? (Y/N)	*
		.00000					Associação Lusíadas Knowledge Center – Health Education and Research	.PRT	.NIA	Lusíadas, S.A.	Ownership	25.000	UnitedHealth Group Incorporated		
		.00000					Associação Lusíadas Knowledge Center – Health Education and Research	.PRT	.NIA	Lusíadas, SGPS, S.A.	Ownership	25.000	UnitedHealth Group Incorporated		
		.00000					Associação Lusíadas Knowledge Center – Health Education and Research	.PRT	.NIA	Clínica Médico Cirúrgica de Santa Tecla, S.A.	Ownership	25.000	UnitedHealth Group Incorporated		
		.00000	26-3878957				AssuranceRx, LLC		.NIA	Optum Pharmacy 705, LLC	Ownership	100.000	UnitedHealth Group Incorporated		
		.00000	20-1956545				At-Home IV Infusion Professional, Inc.	.MD	.NIA	Diplomat Pharmacy, Inc.	Ownership	100.000	UnitedHealth Group Incorporated		
		.00000	47-0990056				Audax Health Solutions, LLC	.DE	.NIA	Rally Health, Inc.	Ownership	100.000	UnitedHealth Group Incorporated		
		.00000	84-5191428				Avery Parent Holdings, Inc.	.DE	.NIA	OptumHealth Holdings, LLC	Ownership	91.265	UnitedHealth Group Incorporated		
		.00000	20-4057813				Aveta Inc.	.DE	.NIA	Collaborative Care Holdings, LLC	Ownership	100.000	UnitedHealth Group Incorporated		
		.00000	30-0842394				AxelaCare Intermediate Holdings, LLC	.DE	.NIA	OptumRx, Inc.	Ownership	100.000	UnitedHealth Group Incorporated		
		.00000	61-1708598				AxelaCare, LLC	.DE	.NIA	AxelaCare Intermediate Holdings, LLC	Ownership	100.000	UnitedHealth Group Incorporated		
		.00000	72-1097827				B.R.A.S.S. Partnership in Commendam	.LA	.NIA	Surgery Center Holding, LLC	Ownership	61.190	UnitedHealth Group Incorporated		
		.00000	98-1462787				Banmédica Colombia S.A.S.	.COL	.NIA	Banmédica Internacional SpA	Ownership	100.000	UnitedHealth Group Incorporated		
		.00000	98-1444151				Banmédica Internacional SpA	.CHL	.NIA	Saden S.A.	Ownership	1.000	UnitedHealth Group Incorporated		
		.00000	98-1444151				Banmédica Internacional SpA	.CHL	.NIA	Banmédica S.A.	Ownership	99.000	UnitedHealth Group Incorporated		
		.00000	98-1444127				Banmédica S.A.	.CHL	.NIA	Bordeaux Holding SpA	Ownership	99.390	UnitedHealth Group Incorporated		
		.00000	47-2083076				Beach Surgical Holdings II, LLC		.NIA	SCA Surgicare of Laguna Hills, LLC	Ownership	49.000	UnitedHealth Group Incorporated		2
		.00000	47-4504390				Beach Surgical Holdings III, LLC	.CA	.NIA	Surgicare of La Veta, Inc.	Ownership	61.730	UnitedHealth Group Incorporated		2
		.00000	37-1708521				Beach Surgical Holdings LLC	.CA	.NIA	SCA Surgicare of Laguna Hills, LLC	Ownership	49.000	UnitedHealth Group Incorporated		2
		.00000	33-0645967				Beaver Medical Group, P.C.	.CA	.NIA	MH Physician Three Holdco, a Medical Corporation	Ownership	100.000	UnitedHealth Group Incorporated		1
		.00000	88-0267857				Behavioral Healthcare Options, Inc.	.NV	.NIA	Sierra Health Services, Inc.	Ownership	100.000	UnitedHealth Group Incorporated		1
		.00000	42-1485537				Benefit Administration for the Self Employed, L.L.C.	.IA	.NIA	HealthMarkets, LLC	Ownership	100.000	UnitedHealth Group Incorporated		
		.00000	46-1134506				Benefitter Insurance Solutions, Inc.	.DE	.NIA	HealthMarkets Insurance Agency, Inc.	Ownership	100.000	UnitedHealth Group Incorporated		
		.00000	47-4349079				Better Health Value Network, LLC	.IA	.NIA	Physician(s) Owned	Influence	0.000	UnitedHealth Group Incorporated		1
		.00000	22-3858211				Bexar Imaging Center, LLC	.TX	.NIA	WellMed Networks, Inc.	Ownership	100.000	UnitedHealth Group Incorporated		1
		.00000	01-0808529				BioRx, LLC	.DE	.NIA	Diplomat Blocker, Inc.	Ownership	100.000	UnitedHealth Group Incorporated		1
		.00000	63-0984076				Birmingham Outpatient Surgery Center, Ltd.	.AL	.NIA	Birmingham Outpatient Surgical Center, LLC	Ownership	30.250	UnitedHealth Group Incorporated		2
		.00000	63-0847380				Birmingham Outpatient Surgical Center, LLC	.DE	.NIA	Surgery Center Holding, LLC	Ownership	100.000	UnitedHealth Group Incorporated		2
		.00000	47-4758895				Bloomfield ASC, LLC	.CT	.NIA	SCA Bloomfield Holdings, LLC	Ownership	49.000	UnitedHealth Group Incorporated		2
		.00000	62-1530122				Blue Ridge Day Surgery Center, L.P.	.TN	.NIA	Blue Ridge GP, LLC	Ownership	38.174	UnitedHealth Group Incorporated		2
		.00000	27-2241593				Blue Ridge GP, LLC	.NC	.NIA	SCA-Blue Ridge, LLC	Ownership	100.000	UnitedHealth Group Incorporated		2
		.00000	37-1945431				Blue Ridge Properties, LLC	.DE	.NIA	Blue Ridge GP, LLC	Ownership	38.208	UnitedHealth Group Incorporated		2
		.00000	65-0241934				Boca Raton Outpatient Surgery & Laser Center, LTD.	.FL	.NIA	Surgery Center of Boca Raton, Inc.	Ownership	30.000	UnitedHealth Group Incorporated		2
		.00000	98-1396690				Bordeaux (Barbados) Holdings I, SRL	.BRB	.NIA	FrontierMEDEX US, Inc.	Ownership	100.000	UnitedHealth Group Incorporated		2
		.00000	98-1396559				Bordeaux (Barbados) Holdings II, SRL	.BRB	.NIA	Bordeaux (Barbados) Holdings I, SRL	Ownership	100.000	UnitedHealth Group Incorporated		
		.00000	98-1403634				Bordeaux (Barbados) Holdings III, S.r.l.	.BRB	.NIA	UHG Holdings UK IV Limited	Ownership	100.000	UnitedHealth Group Incorporated		
		.00000	98-1398490				Bordeaux Holding SpA	.CHL	.NIA	Aquitania Chilean Holding SpA	Ownership	100.000	UnitedHealth Group Incorporated		
		.00000	82-3147824				Bordeaux International Holdings, Inc.		.NIA	UnitedHealth Group Incorporated	Ownership	100.000	UnitedHealth Group Incorporated		
		.00000	98-1390574				Bordeaux UK Holdings I Limited	.GBR	.NIA	Bordeaux International Holdings, Inc.	Ownership	3.295	UnitedHealth Group Incorporated		
		.00000	98-1390574				Bordeaux UK Holdings I Limited	.GBR	.NIA	FrontierMEDEX US, Inc.	Ownership	96.705	UnitedHealth Group Incorporated		
		.00000	98-1391914				Bordeaux UK Holdings II Limited	.GBR	.NIA	Bordeaux UK Holdings I Limited	Ownership	100.000	UnitedHealth Group Incorporated		
		.00000	98-1389224				Bordeaux UK Holdings III Limited	.GBR	.NIA	Bordeaux UK Holdings II Limited	Ownership	100.000	UnitedHealth Group Incorporated		
		.00000	98-1112673				Bosque Medical Center Ltda.	.BRA	.NIA	Anil Assistência Médica Internacional S.A.	Ownership	83.045	UnitedHealth Group Incorporated		
		.00000	98-1112673				Bosque Medical Center Ltda.	.BRA	.NIA	Esho – Empresa de Serviços Hospitalares S.A.	Ownership	16.955	UnitedHealth Group Incorporated		
		.00000	20-2387834				Brandon Ambulatory Surgery Center, LC		.NIA	SC Affiliates, LLC	Ownership	3.120	UnitedHealth Group Incorporated		
		.00000	20-2387834				Brandon Ambulatory Surgery Center, LC	.FL	.NIA	SCA-Brandon, LLC	Ownership	54.546	UnitedHealth Group Incorporated		

SCHEDULE Y  
PART 1A - DETAIL OF INSURANCE HOLDING COMPANY SYSTEM

1	2	3	4	5	6	7	8	9	10	11	12	13	14	15	16
Group Code	Group Name	NAIC Company Code	ID Number	Federal RSSD	CIK	Name of Securities Exchange if Publicly Traded (U.S. or International)	Names of Parent, Subsidiaries Or Affiliates	Domi-ciliary Location	Relation-ship to Reporting Entity	Directly Controlled by (Name of Entity/Person)	Type of Control (Ownership, Board, Management, Attorney-in-Fact, Influence, Other)	If Control is Owner-ship Provide Percen-tage	Ultimate Controlling Entity(ies)/Person(s)	Is an SCA Filing Re-quired? (Y/N)	*
		.00000	90-0884047				BriovaRx Infusion Services 102, LLC	.DE	NIA	Optum Infusion Services 500, Inc.	Ownership	100.000	UnitedHealth Group Incorporated		
		.00000	11-3647935				BriovaRx of Florida, Inc.	.DE	NIA	OptumRx PBM of Illinois, Inc.	Ownership	100.000	UnitedHealth Group Incorporated		
		.00000	01-0516051				BriovaRx of Maine, Inc.	.ME	NIA	OptumRx PBM of Illinois, Inc.	Ownership	100.000	UnitedHealth Group Incorporated		
		.00000	27-3331130				BriovaRx of Massachusetts, LLC	.MA	NIA	OptumRx PBM of Illinois, Inc.	Ownership	100.000	UnitedHealth Group Incorporated		
		.00000	47-4278378				Cabin Enterprises, LLC	.DE	NIA	Cabin Holdings, LLC	Ownership	100.000	UnitedHealth Group Incorporated		
		.00000	47-4264867				Cabin Holdings, LLC	.DE	NIA	United HealthCare Services, Inc.	Ownership	100.000	UnitedHealth Group Incorporated		
		.00000	20-1711131				California Medical Group Insurance Company, Risk Retention Group	.AZ	NIA	OptumCare Management, LLC	Ownership	67.010	UnitedHealth Group Incorporated		
		.00000	81-0881243				California Spring Holdings, PC	.CA	NIA	Physician(s) Owned	Influence	0.000	UnitedHealth Group Incorporated		.1
		.00000	52-1597478				Camp Hill Ambulatory Centers	.PA	NIA	Endoscopy Center Affiliates, Inc.	Ownership	1.000	UnitedHealth Group Incorporated		.2
		.00000	52-1597478				Camp Hill Ambulatory Centers	.PA	NIA	Camp Hill-SCA Centers, LLC	Ownership	99.000	UnitedHealth Group Incorporated		.2
		.00000	52-1597484				Camp Hill-SCA Centers, LLC	.DE	NIA	SC Affiliates, LLC	Ownership	100.000	UnitedHealth Group Incorporated		.2
		.00000	27-3955254				Capital City Medical Group, L.L.C.	.LA	NIA	UnitedHealthcare, Inc.	Ownership	100.000	UnitedHealth Group Incorporated		
		.00000	27-3955254				Cardinal Holding Company, LLC	.DE	NIA	Collaborative Care Holdings, LLC	Ownership	100.000	UnitedHealth Group Incorporated		
		.00000	20-8375685				Care Improvement Plus Group Management, LLC	.MD	NIA	XLHealth Corporation	Ownership	100.000	UnitedHealth Group Incorporated		
.0707	UnitedHealth Group Incorporated	.12558	45-4976934				Care Improvement Plus of Texas Insurance Company	.TX	.IA	XLHealth Corporation	Ownership	100.000	UnitedHealth Group Incorporated		
.0707	UnitedHealth Group Incorporated	.12567	20-3888112				Care Improvement Plus South Central Insurance Company	.AR	.IA	XLHealth Corporation	Ownership	100.000	UnitedHealth Group Incorporated		
.0707	UnitedHealth Group Incorporated	.14041	27-5038136				Care Improvement Plus Wisconsin Insurance Company	.WI	.IA	XLHealth Corporation	Ownership	100.000	UnitedHealth Group Incorporated		
.0707	UnitedHealth Group Incorporated	.00000	83-0585009				Care Logistics, LLC	.DE	NIA	Penzo Enterprises, LLC	Ownership	100.000	UnitedHealth Group Incorporated		
		.00000	83-0585009				CareMount Dental Member, LLC	.DE	NIA	CareMount Health Solutions, LLC	Ownership	100.000	UnitedHealth Group Incorporated		
		.00000	83-3555743				CareMount Health Solutions ACO, LLC	.NY	NIA	CareMount Medical, P.C.	Ownership	100.000	UnitedHealth Group Incorporated		.1
		.00000	83-3555743				CareMount Health Solutions Employer, LLC	.DE	NIA	CareMount Holding, LLC	Ownership	1.000	UnitedHealth Group Incorporated		.1
		.00000	83-3555743				CareMount Health Solutions Employer, LLC	.DE	NIA	CareMount Health Solutions, LLC	Ownership	99.000	UnitedHealth Group Incorporated		
		.00000	38-4103290				CareMount Health Solutions, LLC	.DE	NIA	Collaborative Care Holdings, LLC	Ownership	16.320	UnitedHealth Group Incorporated		
		.00000	38-4103290				CareMount Health Solutions, LLC	.DE	NIA	Cardinal Holding Company, LLC	Ownership	63.680	UnitedHealth Group Incorporated		
		.00000	82-1419537				CareMount Holding, LLC	.NY	NIA	CareMount Health Solutions, LLC	Ownership	100.000	UnitedHealth Group Incorporated		
		.00000	13-3544120				CareMount Medical, P.C.	.NY	NIA	Physician(s) Owned	Influence	0.000	UnitedHealth Group Incorporated		.1
		.00000	13-3544120				CareMount Value Partners IPA, LLC	.NY	NIA	CareMount Health Solutions, LLC	Ownership	100.000	UnitedHealth Group Incorporated		.1
		.00000	98-1328471				Casa de Saúde Santa Therezinha Ltda.	.BRA	NIA	Esho – Empresa de Serviços Hospitalares S.A.	Ownership	0.000	UnitedHealth Group Incorporated		
		.00000	98-1328471				Casa de Saúde Santa Therezinha Ltda.	.BRA	NIA	Hospital Alvorada de Taguatinga Ltda.	Ownership	100.000	UnitedHealth Group Incorporated		
		.00000	82-5207935				Castle Rock SurgiCenter, LLC		NIA	SCA-Castle Rock, LLC	Ownership	51.000	UnitedHealth Group Incorporated		
		.00000	20-5807941				Catalyst360, LLC	.DE	NIA	Optum Services, Inc.	Ownership	100.000	UnitedHealth Group Incorporated		
		.00000	20-5807941				Catamaran Finance (Ireland) Unlimited Company	.IRL	NIA	Catamaran S.á.r.l.	Ownership	100.000	UnitedHealth Group Incorporated		
		.00000	98-1069737				Catamaran S.á.r.l.	.LUX	NIA	UnitedHealthcare International II S.á.r.l.	Ownership	100.000	UnitedHealth Group Incorporated		
		.00000	82-1715584				CCEC Anesthesia Management, LLC		NIA	Corpus Christi Endoscopy Center, L.L.P.	Ownership	100.000	UnitedHealth Group Incorporated		.2
		.00000	82-1715584				CDG Holdings Colombia S.A.S.	.COL	NIA	Bordeaux UK Holdings II Limited	Ownership	100.000	UnitedHealth Group Incorporated		.2
		.00000	85-3868373				Cedar Park JV Partners, LLC		NIA	SCA Cedar Park Holdings, LLC	Ownership	43.700	UnitedHealth Group Incorporated		.2
		.00000	27-2533497				Cedar Park Surgery Center, LLC	.TX	NIA	SCA Cedar Park Holdings, LLC	Ownership	19.660	UnitedHealth Group Incorporated		.2
		.00000	98-1111491				Cemed Care – Empresa de Atendimento Clínico Geral Ltda.	.BRA	NIA	Amil Assistência Médica Internacional S.A.	Ownership	100.000	UnitedHealth Group Incorporated		.2
		.00000	85-3324771				Center for Restorative Surgery at Maple Grove, LLC		NIA	SCA Maple Grove Holdings, LLC	Ownership	52.023	UnitedHealth Group Incorporated		.2
		.00000	33-0483510				Centers for Family Medicine, GP	.CA	NIA	MH Physician Three Holdco, a Medical Corporation	Ownership	99.000	UnitedHealth Group Incorporated		.1
		.00000	45-4131797				Central Indiana Care Organization, LLC	.IN	NIA	AHN Target Holdings, LLC	Ownership	100.000	UnitedHealth Group Incorporated		.1
		.00000	45-5600514				Central Ohio Care Organization, LLC	.OH	NIA	AHN Target Holdings, LLC	Ownership	100.000	UnitedHealth Group Incorporated		
		.00000	45-5600514				CentrifyHealth, LLC	.DE	NIA	UnitedHealth Group Incorporated	Ownership	100.000	UnitedHealth Group Incorporated		
		.00000					CentriHealth Corporation	.CAN	NIA	CentrifyHealth, LLC	Ownership	100.000	UnitedHealth Group Incorporated		

SCHEDULE Y  
PART 1A - DETAIL OF INSURANCE HOLDING COMPANY SYSTEM

1	2	3	4	5	6	7	8	9	10	11	12	13	14	15	16
Group Code	Group Name	NAIC Company Code	ID Number	Federal RSSD	CIK	Name of Securities Exchange if Publicly Traded (U.S. or International)	Names of Parent, Subsidiaries Or Affiliates	Domi-ciliary Location	Relation-ship to Reporting Entity	Directly Controlled by (Name of Entity/Person)	Type of Control (Ownership, Board, Management, Attorney-in-Fact, Influence, Other)	If Control is Owner-ship Provide Percen-tage	Ultimate Controlling Entity(ies)/Person(s)	Is an SCA Filing Re-quired? (Y/N)	*
		.00000					Centro de Entrenamiento Capacitación en Reanimación y Prevención Limitada	.CHL	NIA	Servicios Integrados de Salud Ltda.	Ownership	1.000	UnitedHealth Group Incorporated		
		.00000					Centro de Entrenamiento Capacitación en Reanimación y Prevención Limitada	.CHL	NIA	Clínica Dávila y Servicios Médicos S.p.A.	Ownership	99.000	UnitedHealth Group Incorporated		
		.00000	98-1450490				Centro de Servicios Compartidos Banmédica SpA	.CHL	NIA	Constructora Inmobiliaria Magapoq S.A.	Ownership	0.100	UnitedHealth Group Incorporated		
		.00000	98-1450490				Centro de Servicios Compartidos Banmédica SpA	.CHL	NIA	Banmédica S.A.	Ownership	99.900	UnitedHealth Group Incorporated		
		.00000	98-1450490				Centro Médico Hospitalar Pitangueiras Ltda.	.BRA	NIA	Hospital Alvorada de Taguatinga Ltda.	Ownership	0.000	UnitedHealth Group Incorporated		
		.00000					Centro Médico Hospitalar Pitangueiras Ltda.	.BRA	NIA	Esho – Empresa de Serviços Hospitalares S.A.	Ownership	100.000	UnitedHealth Group Incorporated		
		.00000	98-1457197				Centro Odontológico Americano S.A.C.	.PER	NIA	Pacífico S.A. Entidad Prestadora de Salud	Ownership	80.000	UnitedHealth Group Incorporated		
		.00000	98-1451635				Centromed Quilpué S.A.	.CHL	NIA	Administradora Médica Centromed S.A.	Ownership	93.450	UnitedHealth Group Incorporated		
		.00000	98-1451635				Centros Médicos y Dentales Multimed Ltda.	.CHL	NIA	Clínica Dávila y Servicios Médicos S.p.A.	Ownership	0.010	UnitedHealth Group Incorporated		
		.00000					Centros Médicos y Dentales Multimed Ltda.	.CHL	NIA	Omesa SpA	Ownership	99.990	UnitedHealth Group Incorporated		
.0707	UnitedHealth Group Incorporated	.42765	42-1194107				Centurion Casualty Company	.IA		Specialty Benefits, LLC	Ownership	100.000	UnitedHealth Group Incorporated		
.0707	UnitedHealth Group Incorporated	.00000	46-1454664				Channel Islands Surgicenter Properties, LLC	.DE	NIA	SCA Holding Company, Inc.	Ownership	62.743	UnitedHealth Group Incorporated		
		.00000	58-1709761				Charleston Surgery Center Limited Partnership	.SC	NIA	SCA-Charleston, LLC	Ownership	26.056	UnitedHealth Group Incorporated		2
		.00000	82-3973199				Charleston Surgery Properties, LLC	.DE	NIA	SCA-Charleston, LLC	Ownership	50.852	UnitedHealth Group Incorporated		2
		.00000	56-1449531				Charlotte Surgery Center, LLC	.NC	NIA	Charlotte-SC, LLC	Ownership	16.609	UnitedHealth Group Incorporated		2
		.00000	56-1449532				Charlotte Surgery Properties, LTD.	.NC	NIA	SC Affiliates, LLC	Ownership	4.000	UnitedHealth Group Incorporated		2
		.00000	56-1449532				Charlotte Surgery Properties, LTD.	.NC	NIA	SCA-Mecklenburg Development Corp.	Ownership	14.000	UnitedHealth Group Incorporated		2
		.00000	62-1262567				Charlotte-SC, LLC	.DE	NIA	SC Affiliates, LLC	Ownership	100.000	UnitedHealth Group Incorporated		2
		.00000	82-4075002				Chatham Orthopaedic ASC, LLC	.GA	NIA	SCA-Chatham, LLC	Ownership	15.000	UnitedHealth Group Incorporated		2
		.00000	26-2389638				Childrens Surgery Center LLC	.FL	NIA	SC Affiliates, LLC	Ownership	1.057	UnitedHealth Group Incorporated		2
		.00000	26-2389638				Childrens Surgery Center LLC	.FL	NIA	SCA-Central Florida, LLC	Ownership	50.000	UnitedHealth Group Incorporated		
		.00000	62-1510209				Citrus Regional Surgery Center, L.P.	.TN	NIA	SCA-Citrus, Inc.	Ownership	57.000	UnitedHealth Group Incorporated		
		.00000	27-0204579				Claims Management Systems, Inc.	.FL	NIA	Solstice Benefits, Inc.	Ownership	100.000	UnitedHealth Group Incorporated		
		.00000	20-3742012				Cleburne Surgical Center, LLC	.TX	NIA	Surgical Care Affiliates, LLC	Influence	51.000	UnitedHealth Group Incorporated		
		.00000	98-1459640				Clínica Alameda SpA	.CHL	NIA	Saden S.A.	Ownership	0.200	UnitedHealth Group Incorporated		
		.00000	98-1459640				Clínica Alameda SpA	.CHL	NIA	Vida Integra S.p.A.	Ownership	99.800	UnitedHealth Group Incorporated		
		.00000	98-1443171				Clínica Bio Bio SpA	.CHL	NIA	Inversiones Clínicas Santa María SpA	Ownership	100.000	UnitedHealth Group Incorporated		
		.00000	98-1443171				Clínica Bio Bio SpA	.CHL	NIA	Banmédica S.A.	Ownership	0.000	UnitedHealth Group Incorporated		
		.00000	98-1442191				Clínica Ciudad del Mar S.A.	.CHL	NIA	Banmédica S.A.	Ownership	0.000	UnitedHealth Group Incorporated		
		.00000	98-1442191				Clínica Ciudad del Mar S.A.	.CHL	NIA	Inversiones Clínicas Santa María SpA	Ownership	100.000	UnitedHealth Group Incorporated		
		.00000	98-1446132				Clínica Dávila y Servicios Médicos S.p.A.	.CHL	NIA	Banmédica S.A.	Ownership	99.998	UnitedHealth Group Incorporated		
		.00000	98-1446132				Clínica Dávila y Servicios Médicos S.p.A.	.CHL	NIA	Clínica Santa María S.p.A.	Ownership	0.002	UnitedHealth Group Incorporated		
		.00000	98-1446132				Clínica del Country S.A.S.	.COL	NIA	Banmédica Internacional SpA	Ownership	50.000	UnitedHealth Group Incorporated		
		.00000					Clínica del Country S.A.S.	.COL	NIA	CDC Holdings Colombia S.A.S.	Ownership	50.000	UnitedHealth Group Incorporated		
		.00000	98-1350667				Clínica Médico Cirúrgica de Santa Tecla, S.A.	.PRT	NIA	Lusíadas, SGPS, S.A.	Ownership	100.000	UnitedHealth Group Incorporated		
		.00000	98-1350667				Clínica Portoazul S.A.	.COL	NIA	Clínica del Country S.A.S.	Ownership	27.700	UnitedHealth Group Incorporated		2
		.00000	98-1462343				Clínica San Felipe S.A.	.PER	NIA	Pacífico S.A. Entidad Prestadora de Salud	Ownership	93.740	UnitedHealth Group Incorporated		2
		.00000	98-1455936				Clínica Sánchez Ferrer S.A.	.PER	NIA	Pacífico S.A. Entidad Prestadora de Salud	Ownership	100.000	UnitedHealth Group Incorporated		
		.00000	98-1442754				Clínica Santa María S.p.A.	.CHL	NIA	Banmédica S.A.	Ownership	99.510	UnitedHealth Group Incorporated		
		.00000	98-1442745				Clínica Vespucio S.A.	.CHL	NIA	Inversiones Clínicas Santa María SpA	Ownership	100.000	UnitedHealth Group Incorporated		
		.00000	98-1442745				Clínica Vespucio S.A.	.CHL	NIA	Banmédica S.A.	Ownership	0.000	UnitedHealth Group Incorporated		
		.00000	46-2879718				Clinical Partners of Colorado Springs, LLC		NIA	OptumCare Colorado, LLC	Ownership	50.000	UnitedHealth Group Incorporated		
		.00000	20-2236024				Clinton Partners, LLC	.MI	NIA	HFHS-SCA Holdings, LLC	Ownership	58.800	UnitedHealth Group Incorporated		2
		.00000	98-1350671				CLISA – Clínica de Santo Antônio, S.A.	.PRT	NIA	Lusíadas, SGPS, S.A.	Ownership	100.000	UnitedHealth Group Incorporated		2
		.00000	98-1337968				CMO – Centro Médico de Oftalmologia S/S Ltda.	.BRA	NIA	Lotten-Eyes Oftalmologia Clinica e Cirurgica Ltda.	Ownership	1.000	UnitedHealth Group Incorporated		

SCHEDULE Y  
PART 1A - DETAIL OF INSURANCE HOLDING COMPANY SYSTEM

1	2	3	4	5	6	7	8	9	10	11	12	13	14	15	16
Group Code	Group Name	NAIC Company Code	ID Number	Federal RSSD	CIK	Name of Securities Exchange if Publicly Traded (U.S. or International)	Names of Parent, Subsidiaries Or Affiliates	Domi-ciliary Location	Relation-ship to Reporting Entity	Directly Controlled by (Name of Entity/Person)	Type of Control (Ownership, Board, Management, Attorney-in-Fact, Influence, Other)	If Control is Owner-ship Provide Percen-tage	Ultimate Controlling Entity(ies)/Person(s)	Is an SCA Filing Re-quired? (Y/N)	*
		.00000	98-1337968				CMO – Centro Médico de Oftalmologia S/S Ltda.	.BRA	.NIA	Hospital Alvorada de Taguatinga Ltda.	Ownership	99.000	UnitedHealth Group Incorporated		
		.00000	98-1277015				CMS – Central de Manipulação e Serviços Farmacêuticos S.A.	.BRA	.NIA	COI – Clínicas Oncológicas Integradas S.A.	Ownership	99.990	UnitedHealth Group Incorporated		
		.00000	98-1277015				CMS – Central de Manipulação e Serviços Farmacêuticos S.A.	.BRA	.NIA	Esho – Empresa de Serviços Hospitalares S.A.	Ownership	0.010	UnitedHealth Group Incorporated		
		.00000	56-2674371				Coachella Valley Physicians of PrimeCare, Inc.		.NIA	PrimeCare of Riverside, Inc.	Ownership	100.000	UnitedHealth Group Incorporated		
		.00000	27-1193028				Coalition for Advanced Pharmacy Services, Inc.	.DE	.NIA	OptumRx Health Solutions, LLC	Ownership	93.266	UnitedHealth Group Incorporated		
		.00000	27-1193028				Coalition for Advanced Pharmacy Services, Inc.	.DE	.NIA	Optum Hospice Pharmacy Services, LLC	Ownership	1.277	UnitedHealth Group Incorporated		
		.00000	27-1193028				Coalition for Advanced Pharmacy Services, Inc.	.DE	.NIA	OptumRx Home Delivery of Ohio, LLC	Ownership	0.116	UnitedHealth Group Incorporated		
		.00000	27-1193028				Coalition for Advanced Pharmacy Services, Inc.	.DE	.NIA	OptumRx PBM of Maryland, LLC	Ownership	5.341	UnitedHealth Group Incorporated		
		.00000	98-1444067				Cobranzas Bannédica SpA	.CHL	.NIA	Saden S.A.	Ownership	0.000	UnitedHealth Group Incorporated		
		.00000	98-1444067				Cobranzas Bannédica SpA	.CHL	.NIA	Bannédica S.A.	Ownership	100.000	UnitedHealth Group Incorporated		
		.00000	98-1276040				COI – Clínicas Oncológicas Integradas S.A.	.BRA	.NIA	Esho – Empresa de Serviços Hospitalares S.A.	Ownership	100.000	UnitedHealth Group Incorporated		
		.00000	27-2337616				Collaborative Care Holdings, LLC		.NIA	OptumHealth Holdings, LLC	Ownership	100.000	UnitedHealth Group Incorporated		
		.00000	27-2337487				Collaborative Care Services, Inc.	.DE	.NIA	Collaborative Care Holdings, LLC	Ownership	100.000	UnitedHealth Group Incorporated		
		.00000	45-2614005				Collaborative Realty, LLC	.NY	.NIA	Collaborative Care Holdings, LLC	Ownership	100.000	UnitedHealth Group Incorporated		
		.00000	45-2614005				Colmedica Medicina Prepagada S.A.	.COL	.NIA	Bannédica S.A.	Ownership	76.270	UnitedHealth Group Incorporated		
		.00000					Colmedica Medicina Prepagada S.A.	.COL	.NIA	Constructora Inmobiliaria Magapoq S.A.	Ownership	0.000	UnitedHealth Group Incorporated		
		.00000	83-1529015				Colonial Outpatient Surgery Center, LLC		.NIA	SCA-Colonial Partners, LLC	Ownership	51.000	UnitedHealth Group Incorporated		
		.00000	37-1636677				Colorado Innovative Physician Solutions, Inc.	.CO	.NIA	OptumCare Colorado, LLC	Ownership	100.000	UnitedHealth Group Incorporated		
		.00000	84-1160450				Colorado Springs Surgery Center, Ltd.	.CO	.NIA	SCA-Colorado Springs, LLC	Ownership	95.000	UnitedHealth Group Incorporated		
		.00000	11-3647007				Comfort Care Transportation, LLC	.TX	.NIA	WellMed Medical Management, Inc.	Ownership	100.000	UnitedHealth Group Incorporated		
		.00000	46-3772241				Comfort Infusion, Inc.	.AL	.NIA	Diplomat Pharmacy, Inc.	Ownership	100.000	UnitedHealth Group Incorporated		
		.00000	32-0551188				Connect Medical, P.C.	.NY	.NIA	Physician(s) Owned	Influence	0.000	UnitedHealth Group Incorporated		.1
		.00000	06-1592173				Connecticut Surgery Center, Limited Partnership	.CT	.NIA	Connecticut Surgical Center, LLC	Ownership	51.000	UnitedHealth Group Incorporated		.1
		.00000	06-1592173				Connecticut Surgery Center, Limited Partnership	.CT	.NIA	Surgical Care Affiliates, LLC	Ownership	1.500	UnitedHealth Group Incorporated		
		.00000	26-1313646				Connecticut Surgery Properties, LLC	.DE	.NIA	SC Affiliates, LLC	Ownership	100.000	UnitedHealth Group Incorporated		
		.00000	06-1156342				Connecticut Surgical Center, LLC	.DE	.NIA	Surgical Care Affiliates, LLC	Ownership	57.843	UnitedHealth Group Incorporated		
		.00000	46-0891463				ConnectYourCare, Inc.	.DE	.NIA	Optum Financial, Inc.	Ownership	100.000	UnitedHealth Group Incorporated		
		.00000	26-1274092				ConnectYourCare, LLC	.MD	.NIA	ConnectYourCare, Inc.	Ownership	100.000	UnitedHealth Group Incorporated		
		.00000	98-1448720				Constructora Inmobiliaria Magapoq S.A.	.CHL	.NIA	Bannédica S.A.	Ownership	99.900	UnitedHealth Group Incorporated		
		.00000	98-1448720				Constructora Inmobiliaria Magapoq S.A.	.CHL	.NIA	Inmobiliaria Apoquindo 3600 Ltda.	Ownership	0.100	UnitedHealth Group Incorporated		
		.00000	20-0231080				Consumer Wellness Solutions, Inc.		.NIA	Optum Services, Inc.	Ownership	100.000	UnitedHealth Group Incorporated		
		.00000	83-2599969				Cornell Surgicenter, LLC	.OR	.NIA	Providence & SCA Off-Campus Holdings, LLC	Ownership	58.344	UnitedHealth Group Incorporated		.2
		.00000	87-1134519				Cornerstone Surgery Center, LLC	.FL	.NIA	SC Affiliates, LLC	Ownership	100.000	UnitedHealth Group Incorporated		.2
		.00000	20-2595593				Corpus Christi Endoscopy Center, L.L.P.	.TX	.NIA	SCA Pacific Holdings, Inc.	Ownership	18.500	UnitedHealth Group Incorporated		.2
		.00000	20-2595593				Country Scan Ltda.	.COL	.NIA	Patrimonio Autónomo Nueva Clínica	Ownership	51.800	UnitedHealth Group Incorporated		.2
		.00000	52-2176762				Curaspan Health Group, Inc.		.NIA	naviHealth, Inc.	Ownership	100.000	UnitedHealth Group Incorporated		
		.00000	26-0080565				Cypress Care, Inc.	.DE	.NIA	Healthcare Solutions, Inc.	Ownership	100.000	UnitedHealth Group Incorporated		
		.00000	63-1263704				Danbury Surgical Center, L.P.	.GA	.NIA	SCA Danbury Surgical Center, LLC	Ownership	50.419	UnitedHealth Group Incorporated		
		.00000	63-1263704				Danbury Surgical Center, L.P.	.GA	.NIA	SunSurgery, LLC	Ownership	2.828	UnitedHealth Group Incorporated		
		.00000	81-5101448				David Moen, M.D. P.C.	.NY	.NIA	Physician(s) Owned	Influence	0.000	UnitedHealth Group Incorporated		.1
		.00000	45-2380022				David R. Ferrell, M.D., P.C.	.NV	.NIA	Physician(s) Owned	Influence	0.000	UnitedHealth Group Incorporated		.1
		.00000	11-2811353				Day-OP Center Of Long Island Inc.	.NY	.NIA	Physician(s) Owned	Influence	0.000	UnitedHealth Group Incorporated		.1

SCHEDULE Y  
PART 1A - DETAIL OF INSURANCE HOLDING COMPANY SYSTEM

1	2	3	4	5	6	7	8	9	10	11	12	13	14	15	16
Group Code	Group Name	NAIC Company Code	ID Number	Federal RSSD	CIK	Name of Securities Exchange if Publicly Traded (U.S. or International)	Names of Parent, Subsidiaries Or Affiliates	Domi-ciliary Location	Relation-ship to Reporting Entity	Directly Controlled by (Name of Entity/Person)	Type of Control (Ownership, Board, Management, Attorney-in-Fact, Influence, Other)	If Control is Owner-ship Provide Percen-tage	Ultimate Controlling Entity(ies)/Person(s)	Is an SCA Filing Re-quired? (Y/N)	*
		.00000	75-2790863				Day-Op Surgery Consulting Company, LLC .....	.DE	NIA.....	ProHEALTH Medical Management, LLC .....	Ownership.....	100.000	UnitedHealth Group Incorporated .....		1
		.00000	52-1811176				DBP Services of New York IPA, Inc. ....	.NY	NIA.....	Dental Benefit Providers, Inc. ....	Ownership.....	100.000	UnitedHealth Group Incorporated .....		
							Dental Benefit Providers of California, Inc. ....								
		.00000	52-1452809					.CA	IA.....	Dental Benefit Providers, Inc. ....	Ownership.....	100.000	UnitedHealth Group Incorporated .....		
		.52053	36-4008355				Dental Benefit Providers of Illinois, Inc. ....	.IL	IA.....	Dental Benefit Providers, Inc. ....	Ownership.....	100.000	UnitedHealth Group Incorporated .....		
.0707	UnitedHealth Group Incorporated	.00000	41-2014834				Dental Benefit Providers, Inc. ....	.DE	NIA.....	United HealthCare Services, Inc. ....	Ownership.....	100.000	UnitedHealth Group Incorporated .....		
	UnitedHealth Group Incorporated	.00000	41-2014834				Denton Endoscopy Surgery Center, LLC .....	.TX	NIA.....	Surgical Care Affiliates, LLC .....	Influence.....	100.000	UnitedHealth Group Incorporated .....		
		.00000	47-0926556				Denton Surgery Center, LLC .....	.TX	NIA.....	Surgical Care Affiliates, LLC .....	Influence.....	54.483	UnitedHealth Group Incorporated .....		
		.00000	82-1436601				Derry Surgical Center, LLC .....	.NH	NIA.....	SCA-Derry, LLC .....	Ownership.....	72.000	UnitedHealth Group Incorporated .....		
		.00000	98-1460401				Diagnóstico Ecotomográfico Centromed Ltda. ....	.CHL	NIA.....	Administradora Médica Centromed S.A. ....	Ownership.....	50.000	UnitedHealth Group Incorporated .....		
		.00000	98-1460347				Diasnóstico por Imágenes Centromed Ltda. ....	.CHL	NIA.....	Centromed Quilpué S.A. ....	Ownership.....	6.660	UnitedHealth Group Incorporated .....		
		.00000	98-1460347				Diasnóstico por Imágenes Centromed Ltda. ....	.CHL	NIA.....	Administradora Médica Centromed S.A. ....	Ownership.....	93.340	UnitedHealth Group Incorporated .....		
		.00000	33-0292435				Digestive Disease Center, L.P. ....		NIA.....	Beach Surgical Holdings LLC .....	Ownership.....	51.000	UnitedHealth Group Incorporated .....		2
										Esho – Empresa de Serviços Hospitalares S.A. ....	Ownership.....	95.000	UnitedHealth Group Incorporated .....		2
		.00000	98-1285762				Dilab Medicina Nuclear Ltda. ....	.BRA	NIA.....	Diplomat Pharmacy, Inc. ....	Ownership.....	100.000	UnitedHealth Group Incorporated .....		
		.00000	27-4022876				Diplomat Blocker, Inc. ....		NIA.....	Diplomat Pharmacy, Inc. ....	Ownership.....	100.000	UnitedHealth Group Incorporated .....		
		.00000	38-3453193				Diplomat Corporate Properties, LLC .....	.MI	NIA.....	Diplomat Pharmacy, Inc. ....	Ownership.....	100.000	UnitedHealth Group Incorporated .....		
		.00000	38-2063100				Diplomat Pharmacy, Inc. ....	.MI	NIA.....	OptumRx Holdings, LLC .....	Ownership.....	100.000	UnitedHealth Group Incorporated .....		
							Diplomat Specialty Pharmacy Great Lakes Distribution Center, LLC .....	.MI	NIA.....	Diplomat Pharmacy, Inc. ....	Ownership.....	100.000	UnitedHealth Group Incorporated .....		
		.00000	20-8576702				Diplomat Specialty Pharmacy of Boothwyn, LLC .....			Diplomat Specialty Pharmacy of Philadelphia, LLC .....	Ownership.....	100.000	UnitedHealth Group Incorporated .....		
		.00000	46-1891272				Diplomat Specialty Pharmacy of Chicago, LLC .....	.PA	NIA.....	Diplomat Pharmacy, Inc. ....	Ownership.....	100.000	UnitedHealth Group Incorporated .....		
		.00000	20-3855530				Diplomat Specialty Pharmacy of Ft. Lauderdale, LLC .....	.MI	NIA.....	Diplomat Pharmacy, Inc. ....	Ownership.....	100.000	UnitedHealth Group Incorporated .....		
		.00000	26-0146551				Diplomat Specialty Pharmacy of Los Angeles County, LLC .....	.MI	NIA.....	Diplomat Pharmacy, Inc. ....	Ownership.....	100.000	UnitedHealth Group Incorporated .....		
		.00000	94-3459971				Diplomat Specialty Pharmacy of Philadelphia, LLC .....	.CA	NIA.....	Diplomat Pharmacy, Inc. ....	Ownership.....	100.000	UnitedHealth Group Incorporated .....		
		.00000	23-3102454				Diplomat Specialty Pharmacy of Phoenix, LLC .....	.PA	NIA.....	Diplomat Pharmacy, Inc. ....	Ownership.....	100.000	UnitedHealth Group Incorporated .....		
		.00000	83-1252892				Distance Learning Network, Inc. ....	.MI	NIA.....	Diplomat Pharmacy, Inc. ....	Ownership.....	100.000	UnitedHealth Group Incorporated .....		
		.00000	30-0238641				divvyMED, LLC .....	.DE	NIA.....	OptumHealth Holdings, LLC .....	Ownership.....	100.000	UnitedHealth Group Incorporated .....		
		.00000	47-2415159				DocASAP India Technologies Private Limited .....	.DE	NIA.....	Penzo Enterprises, LLC .....	Ownership.....	100.000	UnitedHealth Group Incorporated .....		
		.00000	47-2415159				DocASAP India Technologies Private Limited .....	.IND	NIA.....	DocASAP US, LLC .....	Ownership.....	9.174	UnitedHealth Group Incorporated .....		
		.00000					DocASAP India Technologies Private Limited .....	.IND	NIA.....	DocASAP, Inc. ....	Ownership.....	90.826	UnitedHealth Group Incorporated .....		
		.00000					DocASAP US, LLC .....		NIA.....	DocASAP, Inc. ....	Ownership.....	100.000	UnitedHealth Group Incorporated .....		
		.00000	26-4753954				DocASAP, Inc. ....	.DE	NIA.....	OptumInsight, Inc. ....	Ownership.....	100.000	UnitedHealth Group Incorporated .....		
		.00000	26-4753954				Doctor + S.A.C. ....	.PER	NIA.....	Pacifico S.A. Entidad Prestadora de Salud .....	Ownership.....	100.000	UnitedHealth Group Incorporated .....		
		.00000	82-5264853				Dry Creek Surgery Center, LLC .....		NIA.....	SCA-Dry Creek, LLC .....	Ownership.....	66.950	UnitedHealth Group Incorporated .....		
		.00000	27-2176462				DSP Flint Real Estate, LLC .....	.MI	NIA.....	Diplomat Pharmacy, Inc. ....	Ownership.....	100.000	UnitedHealth Group Incorporated .....		
		.00000	27-2499399				DSP-Building C, LLC .....	.MI	NIA.....	Diplomat Pharmacy, Inc. ....	Ownership.....	100.000	UnitedHealth Group Incorporated .....		
		.00000	82-5181311				DTC Surgery Center, LLC .....	.CO	NIA.....	SCA-Denver Physicians Holdings, LLC .....	Ownership.....	100.000	UnitedHealth Group Incorporated .....		
		.00000	27-2103713				Dublin Surgery Center, LLC .....	.OH	NIA.....	SCA-Dublin, LLC .....	Ownership.....	56.096	UnitedHealth Group Incorporated .....		
		.00000	82-0668583				Duluth Surgical Suites, LLC .....	.MN	NIA.....	SCA Duluth Holdings, LLC .....	Ownership.....	38.000	UnitedHealth Group Incorporated .....		2
		.00000	82-0668583				Duncan Printing Services LLC .....	.SC	NIA.....	UnitedHealthcare Insurance Company .....	Ownership.....	100.000	UnitedHealth Group Incorporated .....		2
		.00000	04-3106404				Durable Medical Equipment, Inc. ....	.MA	NIA.....	Reliant Medical Group, Inc. ....	Ownership.....	100.000	UnitedHealth Group Incorporated .....		1
		.00000	59-3625966				DWIC of Tampa Bay, Inc. ....	.FL	NIA.....	MedExpress Development, LLC .....	Ownership.....	100.000	UnitedHealth Group Incorporated .....		1
		.00000	59-3705426				E Street Endoscopy, LLC .....	.FL	NIA.....	West Coast Endoscopy Holdings, LLC .....	Ownership.....	51.000	UnitedHealth Group Incorporated .....		
		.00000	95-4660712				Ear Professionals International Corporation .....	.DE	NIA.....	Specialty Benefits, LLC .....	Ownership.....	100.000	UnitedHealth Group Incorporated .....		
		.00000	02-0593133				East Brunswick Surgery Center, LLC .....	.NJ	NIA.....	ASC Holdings of New Jersey, LLC .....	Ownership.....	99.510	UnitedHealth Group Incorporated .....		
		.00000	71-0923682				eCode Solutions, LLC .....	.DE	NIA.....	Surgical Care Affiliates, LLC .....	Ownership.....	100.000	UnitedHealth Group Incorporated .....		
		.00000	84-1162764				Electronic Network Systems, Inc. ....	.DE	NIA.....	Optum360 Solutions, LLC .....	Ownership.....	100.000	UnitedHealth Group Incorporated .....		
		.00000	98-1339173				Elual Participações S.A. ....	.BRA	NIA.....	Anil Assistência Médica Internacional S.A. ....	Ownership.....	60.004	UnitedHealth Group Incorporated .....		

SCHEDULE Y  
PART 1A - DETAIL OF INSURANCE HOLDING COMPANY SYSTEM

1	2	3	4	5	6	7	8	9	10	11	12	13	14	15	16
Group Code	Group Name	NAIC Company Code	ID Number	Federal RSSD	CIK	Name of Securities Exchange if Publicly Traded (U.S. or International)	Names of Parent, Subsidiaries Or Affiliates	Domi-ciliary Location	Relation-ship to Reporting Entity	Directly Controlled by (Name of Entity/Person)	Type of Control (Ownership, Board, Management, Attorney-in-Fact, Influence, Other)	If Control is Owner-ship Provide Percen-tage	Ultimate Controlling Entity(ies)/Person(s)	Is an SCA Filing Re-quired? (Y/N)	*
		.00000	98-1339173				Elual Participações S.A.	.BRA	NIA	Esho – Empresa de Serviços Hospitalares S.A.	Ownership	39.996	UnitedHealth Group Incorporated		
		.00000	98-1339173				EM Orange Tree LLC		NIA	EPIC Management Services, LLC	Ownership	100.000	UnitedHealth Group Incorporated		
		.00000	87-1240516				Emisar Pharma Services LLC	.DE	NIA	Optum Pharma Services Holdings, Inc.	Ownership	100.000	UnitedHealth Group Incorporated		
		.00000	26-2195068				Empire Physician Management Company, LLC	.CA	NIA	North American Medical Management California, Inc.	Ownership	100.000	UnitedHealth Group Incorporated		
		.00000	33-0181426				Empire Physicians' Medical Group, Inc.	.CA	NIA	NAAM Medical Group Holdings, Inc.	Ownership	100.000	UnitedHealth Group Incorporated		1
		.00000	26-4682368				Employers' Health Choice PPO, Inc.	.AR	NIA	HealthScope Benefits, Inc.	Ownership	50.000	UnitedHealth Group Incorporated		1
		.00000	26-4682368				Empremédica S. A.	.PER	NIA	Banmédica S.A.	Ownership	100.000	UnitedHealth Group Incorporated		
		.00000	77-0317478				Endoscopy Center Affiliates, Inc.		NIA	National Surgery Centers, LLC	Ownership	100.000	UnitedHealth Group Incorporated		
.0707	UnitedHealth Group Incorporated	.89087	75-1617708				Enterprise Life Insurance Company	.TX	.IA	Freedom Life Insurance Company of America	Ownership	100.000	UnitedHealth Group Incorporated		
.0707	UnitedHealth Group Incorporated	.00000	75-1617708				EP Campus I, LLC	.DE	NIA	UnitedHealthcare Insurance Company	Ownership	100.000	UnitedHealth Group Incorporated		
		.00000	27-2767291				EPIC Health Plan	.CA	NIA	EPIC Management Services, LLC	Ownership	100.000	UnitedHealth Group Incorporated		
		.00000	33-0654147				EPIC Management Services, LLC	.DE	NIA	Collaborative Care Holdings, LLC	Ownership	100.000	UnitedHealth Group Incorporated		
		.00000	81-0732646				Equian Parent Corp.	.DE	NIA	OptumInsight, Inc.	Ownership	100.000	UnitedHealth Group Incorporated		
		.00000	27-0083277				Equian, LLC	.IN	NIA	Equian Parent Corp.	Ownership	100.000	UnitedHealth Group Incorporated		
		.00000					Esho – Empresa de Serviços Hospitalares S.A.	.BRA	NIA	Anil Assistência Médica Internacional S.A.	Ownership	99.701	UnitedHealth Group Incorporated		
		.00000					Etho – Empresa de Tecnologia Hospitalar Ltda.	.BRA	NIA	Anil Assistência Médica Internacional S.A.	Ownership	90.062	UnitedHealth Group Incorporated		
		.00000	98-1122399				Everett MSO, Inc.	.BRA	NIA	OptumCare Holdings, LLC	Ownership	100.000	UnitedHealth Group Incorporated		
		.00000	81-1070402				Everett Physicians, Inc. P.S.	.WA	NIA	Physician(s) Owned	Influence	0.000	UnitedHealth Group Incorporated		1
		.00000	81-1625636				Excelsior Insurance Brokerage, Inc.	.DE	NIA	HealthMarkets Insurance Agency, Inc.	Ownership	100.000	UnitedHealth Group Incorporated		1
		.00000	20-0087132				Executive Health Resources, Inc.	.PA	NIA	Optum360 Solutions, LLC	Ownership	100.000	UnitedHealth Group Incorporated		
		.00000	11-3669765				Executive Surgery Center, L.L.C.	.TX	NIA	SCA-Houston Executive, LLC	Ownership	54.466	UnitedHealth Group Incorporated		
		.00000	98-1259260				Exploration for Mine Clearance LLC	.IRQ	NIA	UnitedHealthcare Global Medical (UK) Limited	Ownership	100.000	UnitedHealth Group Incorporated		
		.00000	98-1259260				Eye Clinic Oftalmologia Clínica Círdrgica e Diagnóstico Ltda.	.BRA	NIA	Hospital Alvorada de Taguatinga Ltda.	Ownership	100.000	UnitedHealth Group Incorporated		
		.00000	27-0927202				Eye Specialists Surgery Centers LLC		NIA	SCA AHN JV Holdings, LLC	Ownership	51.000	UnitedHealth Group Incorporated		
		.00000	88-0223385				Family Health Care Services	.NV	NIA	Sierra Health Services, Inc.	Ownership	100.000	UnitedHealth Group Incorporated		
		.00000	88-0257036				Family Home Hospice, Inc.	.NV	NIA	Sierra Health Services, Inc.	Ownership	100.000	UnitedHealth Group Incorporated		
		.00000	82-2929226				First Coast Orthopedic Center, LLC	.FL	NIA	SCA-First Coast, LLC	Ownership	20.000	UnitedHealth Group Incorporated		2
		.00000	85-2966587				First Family Insurance, LLC	.DE	NIA	Golden Rule Financial Corporation	Ownership	100.000	UnitedHealth Group Incorporated		2
		.00000	47-2066485				First Hill Surgery Center, LLC	.WA	NIA	Physician(s) Owned	Influence	0.000	UnitedHealth Group Incorporated		1
		.00000	62-1551098				Florence Surgery Center, L.P.	.TN	NIA	SCA-Florence, LLC	Ownership	20.000	UnitedHealth Group Incorporated		2
		.00000	35-2456267				FMG Holdings, LLC	.DE	NIA	UnitedHealth Group Incorporated	Ownership	98.704	UnitedHealth Group Incorporated		2
		.00000	35-2456267				FMG Holdings, LLC	.DE	NIA	Hygeia Corporation	Ownership	1.296	UnitedHealth Group Incorporated		
		.00000	11-2142060				Focus Rx Inc.	.NY	NIA	Diplomat Pharmacy, Inc.	Ownership	100.000	UnitedHealth Group Incorporated		
		.00000	46-3275933				Focus Rx Pharmacy Services Inc.	.NY	NIA	Diplomat Pharmacy, Inc.	Ownership	100.000	UnitedHealth Group Incorporated		
		.00000	86-0908902				For Health of Arizona, Inc.	.AZ	NIA	For Health, Inc.	Ownership	100.000	UnitedHealth Group Incorporated		
		.00000	33-0766617				For Health, Inc.	.DE	NIA	Inspiris, Inc.	Ownership	100.000	UnitedHealth Group Incorporated		
		.00000	77-0368346				Fort Worth Endoscopy Centers, LLC	.TX	NIA	Surgical Care Affiliates, LLC	Influence	51.000	UnitedHealth Group Incorporated		
		.00000	86-0901608				Fortified Provider Network, Inc.	.AZ	NIA	Equian Parent Corp.	Ownership	100.000	UnitedHealth Group Incorporated		
		.00000	86-0901608				Fortify Technologies Asia, LLC	.PHL	NIA	Optum Labs, LLC	Ownership	99.990	UnitedHealth Group Incorporated		
		.00000	27-0695411				Fortify Technologies, LLC		NIA	Optum Labs, LLC	Ownership	100.000	UnitedHealth Group Incorporated		
		.00000	20-4647560				Foundation Surgery Affiliate General of Huntingdon Valley, LLC	.OK	NIA	Virtua-SCA Holdings II, LLC	Ownership	55.000	UnitedHealth Group Incorporated		2
		.00000	68-0499459				Foundation Surgery Affiliate of Huntingdon Valley, L.P.	.OK	NIA	Virtua-SCA Holdings II, LLC	Ownership	54.450	UnitedHealth Group Incorporated		2
		.00000	20-3412606				Franklin Surgical Center LLC	.NJ	NIA	SCA-Franklin, LLC	Ownership	50.626	UnitedHealth Group Incorporated		2
.0707	UnitedHealth Group Incorporated	.62324	61-1096685				Freedom Life Insurance Company of America	.TX	.IA	USHEALTH Group, Inc.	Ownership	100.000	UnitedHealth Group Incorporated		
.0707	UnitedHealth Group Incorporated	.00000	82-3453993				Freeway Surgicenter of Houston, LLC	.TX	NIA	SCA-Freeway Holdings, LLC	Ownership	59.322	UnitedHealth Group Incorporated		

SCHEDULE Y  
PART 1A - DETAIL OF INSURANCE HOLDING COMPANY SYSTEM

1	2	3	4	5	6	7	8	9	10	11	12	13	14	15	16
Group Code	Group Name	NAIC Company Code	ID Number	Federal RSSD	CIK	Name of Securities Exchange if Publicly Traded (U.S. or International)	Names of Parent, Subsidiaries Or Affiliates	Domi-ciliary Location	Relation-ship to Reporting Entity	Directly Controlled by (Name of Entity/Person)	Type of Control (Ownership, Board, Management, Attorney-in-Fact, Influence, Other)	If Control is Owner-ship Provide Percen-tage	Ultimate Controlling Entity(ies)/Person(s)	Is an SCA Filing Re-quired? (Y/N)	*
		.00000	98-1172769				Frontier Medex Tanzania Limited	.TZA	NIA	UnitedHealthcare Global Medical (UK) Limited	Ownership	99.000	UnitedHealth Group Incorporated		
		.00000	68-0679514				FrontierMEDEX (RMS), Inc.		NIA	FMG Holdings, LLC	Ownership	100.000	UnitedHealth Group Incorporated		
		.00000	45-5339512				FrontierMEDEX Government Services, LLC	.DE	NIA	FMG Holdings, LLC	Ownership	100.000	UnitedHealth Group Incorporated		
		.00000	98-1147103				FrontierMEDEX Kenya Limited	.KEN	NIA	UnitedHealthcare Global Medical (UK) Limited	Ownership	99.900	UnitedHealth Group Incorporated		
		.00000	98-1147103				FrontierMEDEX Kenya Limited	.KEN	NIA	UnitedHealthcare International I B.V.	Ownership	0.100	UnitedHealth Group Incorporated		
		.00000	98-1101521				FrontierMEDEX Limited	.IRQ	NIA	UnitedHealthcare Global Medical (UK) Limited	Ownership	100.000	UnitedHealth Group Incorporated		
		.00000	33-1219808				FrontierMEDEX US, Inc.		NIA	UnitedHealth Group Incorporated	Ownership	75.387	UnitedHealth Group Incorporated		
		.00000	33-1219808				FrontierMEDEX US, Inc.	.DE	NIA	FMG Holdings, LLC	Ownership	24.613	UnitedHealth Group Incorporated		
		.00000	52-2230470				FrontierMEDEX, Inc.	.MN	NIA	FrontierMEDEX US, Inc.	Ownership	100.000	UnitedHealth Group Incorporated		
		.00000	52-2230470				Fundación Bannédica	.CHL	NIA	Bannédica S.A.	Ownership	100.000	UnitedHealth Group Incorporated		
		.00000	63-0833765				Gadsden Surgery Center, LLC		NIA	SC Affiliates, LLC	Ownership	100.000	UnitedHealth Group Incorporated		
		.00000	27-0556097				Genoa Healthcare LLC	.PA	NIA	Specialized Pharmaceuticals, Inc.	Ownership	100.000	UnitedHealth Group Incorporated		
		.00000	47-3851949				Genoa Healthcare, Inc.	.DE	NIA	OptumRx Holdings, LLC	Ownership	100.000	UnitedHealth Group Incorporated		
		.00000	20-5009764				Genoa of Arkansas, LLC	.AR	NIA	Genoa Healthcare LLC	Ownership	100.000	UnitedHealth Group Incorporated		
		.00000	20-5009764				Genoa Technology (Canada) Inc.	.CAN	NIA	Genoa Technology, Inc.	Ownership	100.000	UnitedHealth Group Incorporated		
		.00000	38-4034308				Genoa Technology, Inc.		NIA	Genoa Healthcare LLC	Ownership	100.000	UnitedHealth Group Incorporated		
		.00000	45-3010132				Genoa Telepsychiatry, Inc.	.DE	NIA	Genoa Healthcare LLC	Ownership	100.000	UnitedHealth Group Incorporated		
		.00000	81-4703295				Genoa, QoL Wholesale, LLC	.DE	NIA	Genoa Healthcare LLC	Ownership	100.000	UnitedHealth Group Incorporated		
		.00000	37-0920164				gethealthinsurance.com Agency Inc.	.IN	NIA	Golden Rule Financial Corporation	Ownership	100.000	UnitedHealth Group Incorporated		
		.00000	65-1025514				Gladiolus Surgery Center, L.L.C.	.FL	NIA	SCA-Gladiolus, LLC	Ownership	50.789	UnitedHealth Group Incorporated		
		.00000	47-3495605				GLBESC, LLC	.DE	NIA	Beach Surgical Holdings LLC	Ownership	54.969	UnitedHealth Group Incorporated		2
		.00000	33-0595220				Glenwood Surgical Center, L.P.	.CA	NIA	SCA-Glenwood Holdings, LLC	Ownership	56.730	UnitedHealth Group Incorporated		2
		.00000	62-1601450				Glenwood-SC, Inc.	.TN	NIA	SC Affiliates, LLC	Ownership	100.000	UnitedHealth Group Incorporated		
		.00000	84-2121021				Global One Administrators Southeast, LLC	.FL	NIA	Global One Ventures, LLC	Ownership	100.000	UnitedHealth Group Incorporated		
		.00000	27-3337336				Global One Ventures, LLC	.CA	NIA	SCA Global One Holdings, LLC	Ownership	100.000	UnitedHealth Group Incorporated		
		.00000	20-3420886				Golden Outlook, Inc.	.CA	NIA	Golden Rule Financial Corporation	Ownership	100.000	UnitedHealth Group Incorporated		
		.00000	37-0855360				Golden Rule Financial Corporation	.DE	NIA	UnitedHealth Group Incorporated	Ownership	100.000	UnitedHealth Group Incorporated		
.0707	UnitedHealth Group Incorporated	.62286	37-6028756	3057283			Golden Rule Insurance Company	.IN	.IA	Golden Rule Financial Corporation	Ownership	100.000	UnitedHealth Group Incorporated		
.0707	UnitedHealth Group Incorporated	.00000	33-0529450	3057283			Golden Triangle Surgicenter, L.P.	.CA	NIA	Surgery Centers-West Holdings, LLC	Ownership	51.000	UnitedHealth Group Incorporated		
		.00000	52-1597483				Grandview Surgery Center, LTD.	.PA	NIA	Camp Hill Ambulatory Centers	Ownership	41.993	UnitedHealth Group Incorporated		2
		.00000	93-1237063				Grants Pass Surgery Center, LLC	.OR	NIA	SCA-Grants Pass, LLC	Ownership	51.000	UnitedHealth Group Incorporated		2
		.00000	93-1237063				Grapevine Finance LLC	.DE	NIA	HealthMarkets, LLC	Ownership	100.000	UnitedHealth Group Incorporated		
		.00000	27-2337725				Greater Phoenix Collaborative Care, P.C.	.AZ	NIA	Physician(s) Owned	Influence	0.000	UnitedHealth Group Incorporated		1
		.00000	36-4053840				Greensboro Specialty Surgery Center, LLC	.NC	NIA	NSC Greensboro West, LLC	Ownership	50.100	UnitedHealth Group Incorporated		2
		.00000	74-2411643				Greenville Surgery Center, LLC	.TX	NIA	Surgical Care Affiliates, LLC	Influence	63.750	UnitedHealth Group Incorporated		2
		.00000	85-3346468				Greenway Surgical Suites, LLC	.MN	NIA	SCA Greenway Holdings, LLC	Ownership	56.766	UnitedHealth Group Incorporated		2
		.00000	33-0749339				Grossmont Surgery Center, L.P.	.CA	NIA	SunSurgery, LLC	Ownership	1.000	UnitedHealth Group Incorporated		2
		.00000	33-0749339				Grossmont Surgery Center, L.P.	.CA	NIA	Medical Surgical Centers of America, Inc.	Ownership	33.645	UnitedHealth Group Incorporated		2
		.00000	01-0619096				Grove Place Surgery Center, L.L.C.	.FL	NIA	SCA-Grove Place, LLC	Ownership	51.000	UnitedHealth Group Incorporated		2
		.00000	26-1227494				H.I. Investments Holding Company, LLC	.DE	NIA	Health Inventures, LLC	Ownership	100.000	UnitedHealth Group Incorporated		
		.00000	98-0213198				H&W Indemnity (SPC), Ltd.	.CYM	NIA	UnitedHealth Group Incorporated	Ownership	100.000	UnitedHealth Group Incorporated		
.0707	UnitedHealth Group Incorporated	.79480	35-1279304				Harken Health Insurance Company		.IA	UnitedHealthcare, Inc.	Ownership	100.000	UnitedHealth Group Incorporated		
.0707	UnitedHealth Group Incorporated	.00000	58-2065044				Hawthorn Place Outpatient Surgery Center, L.P.	.GA	NIA	SHC Hawthorn, Inc.	Ownership	38.000	UnitedHealth Group Incorporated		2
		.00000	85-2037257				Hays JV Partners, LLC	.TX	NIA	SCA Hays Holdings, LLC	Ownership	31.373	UnitedHealth Group Incorporated		2
		.00000	27-4579547				Hays Surgery Center, LLC	.TX	NIA	SCA Hays Holdings, LLC	Ownership	9.000	UnitedHealth Group Incorporated		2
		.00000	27-4579547				Hays Surgery Center, LLC	.TX	NIA	Hays JV Partners, LLC	Ownership	51.000	UnitedHealth Group Incorporated		
		.00000	27-4579547				hCentive Technology India Private Limited	.IND	NIA	UnitedHealth International, Inc.	Ownership	0.010	UnitedHealth Group Incorporated		
		.00000					hCentive, Inc.	.IND	NIA	hCentive, Inc.	Ownership	99.990	UnitedHealth Group Incorporated		
		.00000	27-0549481				hCentive, Inc.		NIA	Optum Government Solutions, Inc.	Ownership	100.000	UnitedHealth Group Incorporated		
		.00000	45-3007213				HCP ACO California, LLC	.CA	NIA	OptumCare Management, LLC	Ownership	100.000	UnitedHealth Group Incorporated		



SCHEDULE Y  
PART 1A - DETAIL OF INSURANCE HOLDING COMPANY SYSTEM

1	2	3	4	5	6	7	8	9	10	11	12	13	14	15	16
Group Code	Group Name	NAIC Company Code	ID Number	Federal RSSD	CIK	Name of Securities Exchange if Publicly Traded (U.S. or International)	Names of Parent, Subsidiaries Or Affiliates	Domi-ciliary Location	Relation-ship to Reporting Entity	Directly Controlled by (Name of Entity/Person)	Type of Control (Ownership, Board, Management, Attorney-in-Fact, Influence, Other)	If Control is Ownership Provide Percentage	Ultimate Controlling Entity(ies)/Person(s)	Is an SCA Filing Re-quired? (Y/N)	*
0707	UnitedHealth Group Incorporated	00000	45-3007213				HDI Seguros de Vida S.A.	CHL	NIA	Banmédica S.A.	Ownership	100.000	UnitedHealth Group Incorporated		
		00000					HDI Seguros de Vida S.A.	CHL	NIA	Banmédica Internacional SpA	Ownership	0.000	UnitedHealth Group Incorporated		
		00000	33-0673883				Health Care-ONE Insurance Agency, Inc.		NIA	USHEALTH Advisors, LLC	Ownership	50.000	UnitedHealth Group Incorporated		
		00000	20-5944768				Health Inventures Employment Solutions, LLC	DE	NIA	Health Inventures, LLC	Ownership	100.000	UnitedHealth Group Incorporated		
		00000	04-3723090				Health Inventures, LLC	DE	NIA	SC Affiliates, LLC	Ownership	100.000	UnitedHealth Group Incorporated		
		96342	88-0201035				Health Plan of Nevada, Inc.	NV	IA	Sierra Health Services, Inc.	Ownership	100.000	UnitedHealth Group Incorporated		
0707	UnitedHealth Group Incorporated						HealthCare Partners Affiliates Medical Group			HealthCare Partners Associates Medical Group, P.C.	Ownership	95.000	UnitedHealth Group Incorporated		.1
		00000	95-4526112				HealthCare Partners ASC-HB, LLC	CA	NIA	Talbert Medical Group, P.C.	Ownership	100.000	UnitedHealth Group Incorporated		.1
		00000	26-4247365				HealthCare Partners ASC-LB, LLC	CA	NIA	OptumCare Management, LLC	Ownership	99.000	UnitedHealth Group Incorporated		.1
										HealthCare Partners Associates Medical Group, P.C.	Ownership	1.000	UnitedHealth Group Incorporated		
		00000	95-4628842				HealthCare Partners ASC-LB, LLC	CA	NIA		Ownership	1.000	UnitedHealth Group Incorporated		
		00000	45-5273760				HealthCare Partners Associates Medical Group, P.C.	CA	NIA	Physician(s) Owned	Influence	0.000	UnitedHealth Group Incorporated		.1
0707	UnitedHealth Group Incorporated	00000	47-5274363				HealthCare Partners Management Services California, LLC	DE	NIA	OptumCare Management, LLC	Ownership	100.000	UnitedHealth Group Incorporated		.1
		00000	95-4340584				HealthCare Partners Medical Group, P.C.	CA	NIA	Physician(s) Owned	Influence	0.000	UnitedHealth Group Incorporated		.1
		00000	81-1080535				HealthCare Partners RE, LLC	DE	NIA	OptumCare Holdings, LLC	Ownership	100.000	UnitedHealth Group Incorporated		.1
		00000	77-0693060				Healthcare Solutions, Inc.	DE	NIA	OptumRx Administrative Services, LLC	Ownership	100.000	UnitedHealth Group Incorporated		
		00000	20-3349887				HealthEast Surgery Center-Maplewood, LLC	MN	NIA	H.I. Investments Holding Company, LLC	Ownership	25.139	UnitedHealth Group Incorporated		.2
		00000	20-3349887				HealthFirst IPA, Inc.	CO	NIA	New West Physicians, Inc.	Ownership	100.000	UnitedHealth Group Incorporated		.2
0707	UnitedHealth Group Incorporated	00000	47-2570595				HealthMarkets Group, Inc.	DE	NIA	HealthMarkets, LLC	Ownership	100.000	UnitedHealth Group Incorporated		
		00000	27-0277771				HealthMarkets Insurance Agency, Inc.	DE	NIA	HealthMarkets Group, Inc.	Ownership	100.000	UnitedHealth Group Incorporated		
		00000	46-1131431				HealthMarkets Services, Inc.	DE	NIA	HealthMarkets Group, Inc.	Ownership	100.000	UnitedHealth Group Incorporated		
		00000	75-2044750	4346649			HealthMarkets, Inc.	DE	NIA	Golden Rule Financial Corporation	Ownership	100.000	UnitedHealth Group Incorporated		
		00000	75-2044750	4346649			HealthMarkets, LLC	DE	NIA	HealthMarkets, Inc.	Ownership	100.000	UnitedHealth Group Incorporated		
		00000	83-2329503				Healthplex America, LLC	FL	NIA	Marlin Holding Company LLC	Ownership	100.000	UnitedHealth Group Incorporated		
0707	UnitedHealth Group Incorporated	00000	45-2548158				Healthplex Dental Services, Inc.	FL	IA	Healthplex, Inc.	Ownership	100.000	UnitedHealth Group Incorporated		
		00000	11-3554436				Healthplex I.P.A., Inc.	NY	NIA	Healthplex, Inc.	Ownership	100.000	UnitedHealth Group Incorporated		
		11172	11-3469326				Healthplex Insurance Company	NY	IA	Healthplex, Inc.	Ownership	100.000	UnitedHealth Group Incorporated		
		00000	20-8999255				Healthplex of CT, Inc.	CT	NIA	Healthplex, Inc.	Ownership	100.000	UnitedHealth Group Incorporated		
		00000	20-5644765				Healthplex of DC, Inc.	DC	NIA	Healthplex, Inc.	Ownership	100.000	UnitedHealth Group Incorporated		
		00000	20-5644779				Healthplex of MD, Inc.	MD	NIA	Healthplex, Inc.	Ownership	100.000	UnitedHealth Group Incorporated		
0707	UnitedHealth Group Incorporated	00000	32-0572262				Healthplex of ME, Inc.	ME	NIA	Healthplex, Inc.	Ownership	100.000	UnitedHealth Group Incorporated		
		00000	35-2633905				Healthplex of NC, Inc.	NC	NIA	Healthplex, Inc.	Ownership	100.000	UnitedHealth Group Incorporated		
		12830	20-5343824				Healthplex of NJ, Inc.	NJ	IA	Healthplex, Inc.	Ownership	100.000	UnitedHealth Group Incorporated		
		00000	45-0705334				Healthplex of TX, Inc.	TX	NIA	Healthplex, Inc.	Ownership	100.000	UnitedHealth Group Incorporated		
		00000	11-2714365				Healthplex, Inc.	NY	NIA	Healthplex America, LLC	Ownership	100.000	UnitedHealth Group Incorporated		
		00000	71-0847266				HealthSCOPE Benefits, Inc.	DE	NIA	HealthSCOPE Holdings, Inc.	Ownership	100.000	UnitedHealth Group Incorporated		
0707	UnitedHealth Group Incorporated	00000	47-1409110				HealthSCOPE Holdings, Inc.	DE	NIA	UMR, Inc.	Ownership	100.000	UnitedHealth Group Incorporated		
		00000	83-2722254				Heartland Heart and Vascular, LLC	DE	NIA	SCA Heartland Holdings, LLC	Ownership	80.000	UnitedHealth Group Incorporated		
		00000	83-2722254				Help Service S.A.	CHL	NIA	Saden S.A.	Ownership	0.000	UnitedHealth Group Incorporated		
		00000					Help Service S.A.	CHL	NIA	Banmédica S.A.	Ownership	100.000	UnitedHealth Group Incorporated		
		00000	98-1443161				Help SpA	CHL	NIA	Saden S.A.	Ownership	0.000	UnitedHealth Group Incorporated		
		00000	98-1443161				Help SpA	CHL	NIA	Banmédica S.A.	Ownership	100.000	UnitedHealth Group Incorporated		
0707	UnitedHealth Group Incorporated	00000	98-1443161				Hemonefro – Hemodiálise e Nefrologia Ltda	BRA	NIA	S.A.	Ownership	32.420	UnitedHealth Group Incorporated		.2
		00000	46-5291602				HFHS-SCA Holdings, LLC		NIA	SC Affiliates, LLC	Ownership	49.000	UnitedHealth Group Incorporated		.2
		00000	84-1472832				Highlands Ranch Healthcare, LLC	CO	NIA	Urgent Care MSO, LLC	Ownership	100.000	UnitedHealth Group Incorporated		.2
		00000	98-1452260				Home Medical S.A.	CHL	NIA	Saden S.A.	Ownership	0.002	UnitedHealth Group Incorporated		
		00000	98-1452260				Home Medical S.A.	CHL	NIA	Help SpA	Ownership	99.998	UnitedHealth Group Incorporated		
		00000	81-0884465				Homecare Dimensions of Florida, Inc.		NIA	WellMed Networks, Inc.	Ownership	100.000	UnitedHealth Group Incorporated		.1
0707	UnitedHealth Group Incorporated	00000	74-2758644				Homecare Dimensions, Inc.	TX	NIA	WellMed Networks, Inc.	Ownership	100.000	UnitedHealth Group Incorporated		.1
		00000	74-2758644				Honodav SpA	CHL	NIA	Servicios Integrados de Salud Ltda.	Ownership	1.000	UnitedHealth Group Incorporated		.1

STATEMENT AS OF JUNE 30, 2021 OF THE Optum Insurance of Ohio, Inc.

SCHEDULE Y  
PART 1A - DETAIL OF INSURANCE HOLDING COMPANY SYSTEM

1	2	3	4	5	6	7	8	9	10	11	12	13	14	15	16
Group Code	Group Name	NAIC Company Code	ID Number	Federal RSSD	CIK	Name of Securities Exchange if Publicly Traded (U.S. or International)	Names of Parent, Subsidiaries Or Affiliates	Domi-ciliary Location	Relation-ship to Reporting Entity	Directly Controlled by (Name of Entity/Person)	Type of Control (Ownership, Board, Management, Attorney-in-Fact, Influence, Other)	If Control is Ownership Provide Percen-tage	Ultimate Controlling Entity(ies)/Person(s)	Is an SCA Filing Re-quired? (Y/N)	*
		.00000					Honodav SpA .....	.CHL	NIA.....	Clínica Dávila y Servicios Médicos S.p.A. ....	Ownership.....	99.000 .....	UnitedHealth Group Incorporated .....		
		.00000	20-8910978				Hospice Inspiris Holdings, Inc. ....		NIA.....	Inspiris, Inc. ....	Ownership.....	100.000 .....	UnitedHealth Group Incorporated .....		
		.00000	98-1286038				Hospitais Associados de Pernambuco Ltda. ....	.BRA	NIA.....	Hospital Alvorada de Taguatinga Ltda. ....	Ownership.....	0.000 .....	UnitedHealth Group Incorporated .....		
		.00000	98-1286038				Hospitais Associados de Pernambuco Ltda. ....	.BRA	NIA.....	Esho – Empresa de Serviços Hospitalares S.A. ....	Ownership.....	100.000 .....	UnitedHealth Group Incorporated .....		
		.00000	98-1286038				Hospital Alvorada de Taguatinga Ltda. ....	.BRA	NIA.....	Esho – Empresa de Serviços Hospitalares S.A. ....	Ownership.....	7.841 .....	UnitedHealth Group Incorporated .....		
		.00000					Hospital Alvorada de Taguatinga Ltda. ....	.BRA	NIA.....	Bosque Medical Center Ltda. ....	Ownership.....	7.205 .....	UnitedHealth Group Incorporated .....		
		.00000					Hospital Alvorada de Taguatinga Ltda. ....	.BRA	NIA.....	Amil Assistência Médica Internacional S.A. ....	Ownership.....	84.954 .....	UnitedHealth Group Incorporated .....		
		.00000	98-1389272				Hospital Ana Costa S.A. ....	.BRA	NIA.....	Hospital Alvorada de Taguatinga Ltda. ....	Ownership.....	51.786 .....	UnitedHealth Group Incorporated .....		
		.00000	98-1389272				Hospital Ana Costa S.A. ....	.BRA	NIA.....	Piano de Saúde Ana Costa Ltda. ....	Ownership.....	48.168 .....	UnitedHealth Group Incorporated .....		
		.00000	98-1310065				Hospital de Clínicas de Jacarepaguá Ltda. ....	.BRA	NIA.....	Esho – Empresa de Serviços Hospitalares S.A. ....	Ownership.....	100.000 .....	UnitedHealth Group Incorporated .....		
		.00000	98-1310065				Hospital de Clínicas de Jacarepaguá Ltda. ....	.BRA	NIA.....	Cemed Care – Empresa de Atendimento Clínico Geral Ltda. ....	Ownership.....	0.000 .....	UnitedHealth Group Incorporated .....		
		.00000	98-1332673				Hospital Santa Helena S.A. ....	.BRA	NIA.....	Esho – Empresa de Serviços Hospitalares S.A. ....	Ownership.....	50.563 .....	UnitedHealth Group Incorporated .....		
		.00000	98-1332673				Hospital Santa Helena S.A. ....	.BRA	NIA.....	Elual Participações S.A. ....	Ownership.....	49.437 .....	UnitedHealth Group Incorporated .....		
		.00000	26-2912304				Humedica, Inc. ....		NIA.....	United HealthCare Services, Inc. ....	Ownership.....	100.000 .....	UnitedHealth Group Incorporated .....		
		.00000	36-4331825				Hygeia Corporation .....	.DE	NIA.....	UnitedHealth International, Inc. ....	Ownership.....	100.000 .....	UnitedHealth Group Incorporated .....		
		.00000	98-1106075				Hygeia Corporation (Ontario) .....	.CAN	NIA.....	FrontierMEDEX US, Inc. ....	Ownership.....	100.000 .....	UnitedHealth Group Incorporated .....		
		.00000	84-4865867				IHD Holdings, LLC .....		NIA.....	naviHealth, Inc. ....	Ownership.....	100.000 .....	UnitedHealth Group Incorporated .....		
		.00000	82-1341098				Illinois Independent Care Network, LLC .....	.DE	NIA.....	Surgical Care Affiliates, LLC .....	Ownership.....	100.000 .....	UnitedHealth Group Incorporated .....		
		.00000	98-1122694				Imed Star – Serviços de Desempenho Organizacional Ltda. ....	.BRA	NIA.....	UHG Brasil Participações S.A. ....	Ownership.....	0.000 .....	UnitedHealth Group Incorporated .....		
		.00000	98-1122694				Imed Star – Serviços de Desempenho Organizacional Ltda. ....	.BRA	NIA.....	Optum Health & Technology Serviços do Brasil Ltda. ....	Ownership.....	100.000 .....	UnitedHealth Group Incorporated .....		
		.00000	20-4351923				Impel Consulting Experts, L.L.C. ....		NIA.....	Impel Management Services, L.L.C. ....	Ownership.....	100.000 .....	UnitedHealth Group Incorporated .....		
		.00000	75-2574317				Impel Management Services, L.L.C. ....	.TX	NIA.....	USMD Holdings, Inc. ....	Ownership.....	100.000 .....	UnitedHealth Group Incorporated .....		
		.00000	27-3296953				IN Style OPTICAL, LLC .....	.MA	NIA.....	Reliant Medical Group, Inc. ....	Ownership.....	100.000 .....	UnitedHealth Group Incorporated .....		.1
		.00000	45-4132005				Indiana Care Organization, LLC .....	.IN	NIA.....	AHN Target Holdings, LLC .....	Ownership.....	100.000 .....	UnitedHealth Group Incorporated .....		.1
		.00000	33-0618077				Inland Faculty Medical Group, Inc. ....	.CA	NIA.....	NAMM Medical Group Holdings, Inc. ....	Ownership.....	100.000 .....	UnitedHealth Group Incorporated .....		.1
		.00000	33-0018673				Inland Surgery Center, L.P. ....	.CA	NIA.....	SC Affiliates, LLC .....	Ownership.....	5.275 .....	UnitedHealth Group Incorporated .....		.1
		.00000	33-0018673				Inland Surgery Center, L.P. ....	.CA	NIA.....	Redlands Ambulatory Surgery Center .....	Ownership.....	51.000 .....	UnitedHealth Group Incorporated .....		
		.00000					Imobiliária Apoquindo 3001 S.A. ....	.CHL	NIA.....	Cobranzas Banmédica SpA .....	Ownership.....	0.001 .....	UnitedHealth Group Incorporated .....		
		.00000					Imobiliária Apoquindo 3001 S.A. ....	.CHL	NIA.....	Imobiliária Apoquindo S.A. ....	Ownership.....	99.999 .....	UnitedHealth Group Incorporated .....		
		.00000	98-1458683				Imobiliária Apoquindo 3600 Ltda. ....	.CHL	NIA.....	Imobiliária Apoquindo 3001 S.A. ....	Ownership.....	0.300 .....	UnitedHealth Group Incorporated .....		
		.00000	98-1458683				Imobiliária Apoquindo 3600 Ltda. ....	.CHL	NIA.....	Banmédica S.A. ....	Ownership.....	99.700 .....	UnitedHealth Group Incorporated .....		
		.00000	98-1443174				Imobiliária Apoquindo S.A. ....	.CHL	NIA.....	Banmédica S.A. ....	Ownership.....	100.000 .....	UnitedHealth Group Incorporated .....		
		.00000	98-1443174				Imobiliária Apoquindo S.A. ....	.CHL	NIA.....	Saden S.A. ....	Ownership.....	0.000 .....	UnitedHealth Group Incorporated .....		
		.00000	98-1458682				Imobiliária Clínica Santa María S.A. ....	.CHL	NIA.....	Banmédica S.A. ....	Ownership.....	99.510 .....	UnitedHealth Group Incorporated .....		
		.00000	98-1454653				Imobiliária e Inversiones Alameda S.A. ....	.CHL	NIA.....	Banmédica S.A. ....	Ownership.....	99.980 .....	UnitedHealth Group Incorporated .....		
		.00000	98-1454653				Imobiliária e Inversiones Alameda S.A. ....	.CHL	NIA.....	Saden S.A. ....	Ownership.....	0.020 .....	UnitedHealth Group Incorporated .....		
		.00000	98-1460922				Imobiliária Viñamed Ltda. ....	.CHL	NIA.....	Administradora Médica Centromed S.A. ....	Ownership.....	99.900 .....	UnitedHealth Group Incorporated .....		
		.00000	47-5640889				INOVB Surgical at Memorial City, LLC .....		NIA.....	Memorial City Partners, LLC .....	Ownership.....	100.000 .....	UnitedHealth Group Incorporated .....		
		.00000	88-0482274				inPharmative, Inc. ....	.NV	NIA.....	OptumRx Health Solutions, LLC .....	Ownership.....	100.000 .....	UnitedHealth Group Incorporated .....		
		.00000					Inspiris Medical Services of New Jersey, P.C. ....	.NJ	NIA.....	Physician(s) Owned .....	Influence.....	0.000 .....	UnitedHealth Group Incorporated .....		.1
		.00000	27-1561674				INSPIRIS of Michigan Medical Services, P.C. ....	.MI	NIA.....	Physician(s) Owned .....	Influence.....	0.000 .....	UnitedHealth Group Incorporated .....		.1
		.00000	13-4168739				INSPIRIS of New York Medical Services, P.C. ....	.NY	NIA.....	Physician(s) Owned .....	Influence.....	0.000 .....	UnitedHealth Group Incorporated .....		.1
		.00000					INSPIRIS of Pennsylvania Medical Services, P.C. ....	.PA	NIA.....	Physician(s) Owned .....	Influence.....	0.000 .....	UnitedHealth Group Incorporated .....		.1
		.00000	26-2895670				INSPIRIS of Texas Physician Group .....	.TX	NIA.....	Optum Care Services Company .....	Ownership.....	100.000 .....	UnitedHealth Group Incorporated .....		.1

SCHEDULE Y  
PART 1A - DETAIL OF INSURANCE HOLDING COMPANY SYSTEM

1	2	3	4	5	6	7	8	9	10	11	12 Type of Control (Ownership, Board, Management, Attorney-in-Fact, Influence, Other)	13 If Control is Owner- ship Provide Percen- tage	14 Ultimate Controlling Entity(ies)/Person(s)	15 Is an SCA Filing Re- quired? (Y/N)	16 *
Group Code	Group Name	NAIC Company Code	ID Number	Federal RSSD	CIK	Name of Securities Exchange if Publicly Traded (U.S. or International)	Names of Parent, Subsidiaries Or Affiliates	Domi- ciliary Loca- tion	Relation- ship to Reporting Entity	Directly Controlled by (Name of Entity/Person)					
		.00000	33-0766366				Inspiris, Inc.	.DE	NIA	Collaborative Care Holdings, LLC	Ownership	100.000	UnitedHealth Group Incorporated		
		.00000	33-0766366				Instituto do Radium de Campinas Ltda	.BRA	NIA	COI – Clínicas Oncológicas Integradas S.A.	Ownership	100.000	UnitedHealth Group Incorporated		
		.00000					Instituto do Radium de Campinas Ltda	.BRA	NIA	Esho – Empresa de Serviços Hospitalares S.A.	Ownership	0.000	UnitedHealth Group Incorporated		
		.00000	95-0856292				Inter-Hospital Physicians Association, Inc.		NIA	Optum Oregon MSO, LLC	Ownership	100.000	UnitedHealth Group Incorporated		
.0707	UnitedHealth Group Incorporated	.11173	22-2321226				International Healthcare Services, Inc.	.NJ	IA	Healthplex, Inc.	Ownership	100.000	UnitedHealth Group Incorporated		
.0707	UnitedHealth Group Incorporated	.00000	46-2215497				InTouch Pharmacy LLC	.GA	NIA	Diplomat Pharmacy, Inc.	Ownership	100.000	UnitedHealth Group Incorporated		
		.00000	98-1452273				Inversiones Clínicas Santa María SpA	.CHL	NIA	Banmédica S.A.	Ownership	100.000	UnitedHealth Group Incorporated		
		.00000	98-1448096				Isapre Banmédica S.A.	.CHL	NIA	Clínica Dávila y Servicios Médicos S.p.A.	Ownership	0.000	UnitedHealth Group Incorporated		
		.00000	98-1448096				Isapre Banmédica S.A.	.CHL	NIA	Banmédica S.A.	Ownership	100.000	UnitedHealth Group Incorporated		
		.00000	20-5337793				Johnston Surgicare, L.P.		NIA	Surgery Center Holding, LLC	Ownership	1.000	UnitedHealth Group Incorporated		
		.00000	74-2544709				Joliet Surgery Center Limited Partnership	.IL	NIA	Surgicare of Joliet, Inc.	Ownership	55.031	UnitedHealth Group Incorporated		
		.00000	68-0624157				Jordan Ridge Family Medicine, LLC	.DE	NIA	Collaborative Care Services, Inc.	Ownership	100.000	UnitedHealth Group Incorporated		
		.00000	46-4755857				Joyable, Inc.	.DE	NIA	AbleTo, Inc.	Ownership	100.000	UnitedHealth Group Incorporated		
		.00000	83-2306992				JPM Healthcare LLC	.DE	NIA	SCA-JPM Holdings, LLC	Ownership	51.000	UnitedHealth Group Incorporated		
		.00000	86-2407758				Kokomo Outpatient Surgery Center, LLC	.IN	NIA	SC Affiliates, LLC	Ownership	100.000	UnitedHealth Group Incorporated		
		.00000	98-1456202				Laboratorio ROE S.A.	.PER	NIA	Pacífico S.A. Entidad Prestadora de Salud	Ownership	100.000	UnitedHealth Group Incorporated		
		.00000	98-1456202				Laboratorios Médicos Amed Quilpué S.A.	.CHL	NIA	Servicios Médicos Amed Quilpué S.A.	Ownership	0.100	UnitedHealth Group Incorporated		
		.00000					Laboratorios Médicos Amed Quilpué S.A.	.CHL	NIA	Centromed Quilpué S.A.	Ownership	99.900	UnitedHealth Group Incorporated		
		.00000	36-4886532				Landmark Connect of California, PC		NIA	Physician(s) Owned	Influence	0.000	UnitedHealth Group Incorporated		.1
		.00000	82-4121823				Landmark Connect of Oregon, P.C.	.OR	NIA	Physician(s) Owned	Influence	0.000	UnitedHealth Group Incorporated		.1
		.00000	82-4513634				Landmark Connect of Pennsylvania, PC	.PA	NIA	Physician(s) Owned	Influence	0.000	UnitedHealth Group Incorporated		.1
		.00000	82-4273042				Landmark Connect of Washington, P.C.	.WA	NIA	Physician(s) Owned	Influence	0.000	UnitedHealth Group Incorporated		.1
		.00000	82-5437916				Landmark Group Holdings, LLC	.DE	NIA	Laser Acquisition Holdings III, LLC	Ownership	100.000	UnitedHealth Group Incorporated		.1
		.00000	61-1889043				Landmark Health Holdings, LLC	.DE	NIA	Landmark Intermediate Holdings, LLC	Ownership	100.000	UnitedHealth Group Incorporated		
		.00000	36-4785073				Landmark Health NY IPA, LLC	.NY	NIA	Landmark Health, LLC	Ownership	100.000	UnitedHealth Group Incorporated		
		.00000	37-1774991				Landmark Health NY PO, LLC	.DE	NIA	Landmark Health, LLC	Ownership	100.000	UnitedHealth Group Incorporated		
		.00000	35-2547489				Landmark Health of California, LLC	.DE	NIA	Landmark Health, LLC	Ownership	100.000	UnitedHealth Group Incorporated		
		.00000	35-2616929				Landmark Health of Massachusetts, LLC	.DE	NIA	Landmark Health, LLC	Ownership	100.000	UnitedHealth Group Incorporated		
		.00000	37-1880434				Landmark Health of North Carolina, LLC	.NC	NIA	Landmark MSO, LLC	Ownership	100.000	UnitedHealth Group Incorporated		
		.00000	38-3952354				Landmark Health of Oregon, LLC	.DE	NIA	Landmark Health, LLC	Ownership	100.000	UnitedHealth Group Incorporated		
		.00000	61-1781940				Landmark Health of Pennsylvania, LLC	.DE	NIA	Landmark Health, LLC	Ownership	100.000	UnitedHealth Group Incorporated		
		.00000	61-1752988				Landmark Health of Washington, LLC	.DE	NIA	Landmark Health, LLC	Ownership	100.000	UnitedHealth Group Incorporated		
		.00000	61-1752988				Landmark Health Technologies Private Limited								
		.00000	61-1752988				Landmark Health Technologies Private Limited	.IND	NIA	Landmark India, LLC	Ownership	0.010	UnitedHealth Group Incorporated		
		.00000					Landmark Health Technologies Private Limited								
		.00000	46-3015502				Landmark Health, LLC	.IND	NIA	Landmark Health, LLC	Ownership	99.990	UnitedHealth Group Incorporated		
		.00000	37-1776229				Landmark India, LLC	.DE	NIA	Landmark Health Holdings, LLC	Ownership	100.000	UnitedHealth Group Incorporated		
		.00000	61-1888278				Landmark Intermediate Holdings, LLC	.DE	NIA	Landmark Health, LLC	Ownership	100.000	UnitedHealth Group Incorporated		
		.00000	85-0997438				Landmark Medical of Arkansas, P.A.	.AR	NIA	Landmark Group Holdings, LLC	Ownership	100.000	UnitedHealth Group Incorporated		
		.00000	47-4553619				Landmark Medical of California, PC	.CA	NIA	Physician(s) Owned	Influence	0.000	UnitedHealth Group Incorporated		.1
		.00000	83-2295301				Landmark Medical of Connecticut, PC	.CT	NIA	Physician(s) Owned	Influence	0.000	UnitedHealth Group Incorporated		.1
		.00000	85-0838149				Landmark Medical of Florida, P.A.	.FL	NIA	Physician(s) Owned	Influence	0.000	UnitedHealth Group Incorporated		.1
		.00000	82-4633545				Landmark Medical of Kansas, P.A.	.KS	NIA	Physician(s) Owned	Influence	0.000	UnitedHealth Group Incorporated		.1
		.00000	82-4881602				Landmark Medical of Kentucky, PSC	.KY	NIA	Physician(s) Owned	Influence	0.000	UnitedHealth Group Incorporated		.1
		.00000					Landmark Medical of Louisiana, a Professional Corporation	.LA	NIA	Physician(s) Owned	Influence	0.000	UnitedHealth Group Incorporated		.1
		.00000	81-5364097				Landmark Medical of Massachusetts, PLLC	.MA	NIA	Physician(s) Owned	Influence	0.000	UnitedHealth Group Incorporated		.1
		.00000	86-3599871				Landmark Medical of Michigan, P.C.	.MI	NIA	Physician(s) Owned	Influence	0.000	UnitedHealth Group Incorporated		.1
		.00000	82-5084178				Landmark Medical of Mississippi, P.C.	.MS	NIA	Physician(s) Owned	Influence	0.000	UnitedHealth Group Incorporated		.1
		.00000	82-4857713				Landmark Medical of Missouri, P.C.	.MO	NIA	Physician(s) Owned	Influence	0.000	UnitedHealth Group Incorporated		.1
		.00000	85-1174070				Landmark Medical of New Hampshire, P.C.	.NH	NIA	Physician(s) Owned	Influence	0.000	UnitedHealth Group Incorporated		.1

SCHEDULE Y  
PART 1A - DETAIL OF INSURANCE HOLDING COMPANY SYSTEM

1	2	3	4	5	6	7	8	9	10	11	12	13	14	15	16
Group Code	Group Name	NAIC Company Code	ID Number	Federal RSSD	CIK	Name of Securities Exchange if Publicly Traded (U.S. or International)	Names of Parent, Subsidiaries Or Affiliates	Domi-ciliary Location	Relation-ship to Reporting Entity	Directly Controlled by (Name of Entity/Person)	Type of Control (Ownership, Board, Management, Attorney-in-Fact, Influence, Other)	If Control is Owner-ship Provide Percen-tage	Ultimate Controlling Entity(ies)/Person(s)	Is an SCA Filing Re-quired? (Y/N)	*
		.00000	82-4256752				Landmark Medical of North Carolina, P.C. ....	NC	NIA	Physician(s) Owned	Influence.....	0.000	UnitedHealth Group Incorporated		1
		.00000	82-4864947				Landmark Medical of Ohio, Professional Corporation	OH	NIA	Physician(s) Owned	Influence.....	0.000	UnitedHealth Group Incorporated		1
		.00000	47-2926188				Landmark Medical of Oregon, PC	OR	NIA	Physician(s) Owned	Influence.....	0.000	UnitedHealth Group Incorporated		1
		.00000	81-1605378				Landmark Medical of Pennsylvania, PC	PA	NIA	Physician(s) Owned	Influence.....	0.000	UnitedHealth Group Incorporated		1
		.00000	84-2830065				Landmark Medical of Rhode Island, PC	RI	NIA	Physician(s) Owned	Influence.....	0.000	UnitedHealth Group Incorporated		1
		.00000	83-2296389				Landmark Medical of Texas, PA	TX	NIA	Physician(s) Owned	Influence.....	0.000	UnitedHealth Group Incorporated		1
		.00000	84-2660339				Landmark Medical of Utah, PC	UT	NIA	Physician(s) Owned	Influence.....	0.000	UnitedHealth Group Incorporated		1
		.00000	85-0839774				Landmark Medical of Virginia, P.C.	VA	NIA	Physician(s) Owned	Influence.....	0.000	UnitedHealth Group Incorporated		1
		.00000	47-3028655				Landmark Medical of Washington, PC	WA	NIA	Physician(s) Owned	Influence.....	0.000	UnitedHealth Group Incorporated		1
		.00000	47-1588943				Landmark Medical, P.C.	NY	NIA	Physician(s) Owned	Influence.....	0.000	UnitedHealth Group Incorporated		1
		.00000	47-1588943				Landmark Merger Sub, LLC	DE	NIA	Landmark Health Holdings, LLC	Ownership.....	100.000	UnitedHealth Group Incorporated		1
		.00000	32-0446592				Landmark MSO, LLC	DE	NIA	Landmark Health, LLC	Ownership.....	100.000	UnitedHealth Group Incorporated		
		.00000	85-3189716				Landmark Primary Care, LLC	DE	NIA	Landmark Health, LLC	Ownership.....	100.000	UnitedHealth Group Incorporated		
		.00000	85-3189716				Laser Acquisition Holdings III, LLC	DE	NIA	OptumHealth Holdings, LLC	Ownership.....	100.000	UnitedHealth Group Incorporated		
		.00000	81-3732334				LDI Holding Company, LLC	DE	NIA	LDI Nautic VIII-A Blocker, LLC	Ownership.....	9.400	UnitedHealth Group Incorporated		
		.00000	81-3732334				LDI Holding Company, LLC	DE	NIA	LDI Nautic VII Blocker, LLC	Ownership.....	17.600	UnitedHealth Group Incorporated		
		.00000	81-3732334				LDI Holding Company, LLC	DE	NIA	Oak HC/FT LDI Blocker, LLC	Ownership.....	17.900	UnitedHealth Group Incorporated		
		.00000	81-3732334				LDI Holding Company, LLC	DE	NIA	Diplomat Pharmacy, Inc.	Ownership.....	55.100	UnitedHealth Group Incorporated		
		.00000	38-4062192				LDI Management Services, LLC	DE	NIA	LDI Holding Company, LLC	Ownership.....	100.000	UnitedHealth Group Incorporated		
		.00000	81-4123171				LDI Nautic VII Blocker, LLC	DE	NIA	Diplomat Pharmacy, Inc.	Ownership.....	100.000	UnitedHealth Group Incorporated		
		.00000	81-4246034				LDI Nautic VIII-A Blocker, LLC	DE	NIA	Diplomat Pharmacy, Inc.	Ownership.....	100.000	UnitedHealth Group Incorporated		
		.00000	81-3741657				Leehar Distributors, LLC	DE	NIA	LDI Holding Company, LLC	Ownership.....	100.000	UnitedHealth Group Incorporated		
		.00000	32-0543788				Level2 Health Holdings, Inc.	DE	NIA	UnitedHealth Group Ventures, LLC	Ownership.....	100.000	UnitedHealth Group Incorporated		
		.00000	82-3161933				Level2 Health IPA, LLC	DE	NIA	Level2 Health Holdings, Inc.	Ownership.....	100.000	UnitedHealth Group Incorporated		
		.00000	82-3130872				Level2 Health Management, LLC	DE	NIA	Level2 Health Holdings, Inc.	Ownership.....	100.000	UnitedHealth Group Incorporated		
		.00000	84-5003916				Level2 Medical Services, P.A.	DE	NIA	Physician(s) Owned	Influence.....	0.000	UnitedHealth Group Incorporated		1
		.00000	86-3756888				Level2 Medical Services, P.C. Alaska	AK	NIA	Physician(s) Owned	Influence.....	0.000	UnitedHealth Group Incorporated		1
		.00000	86-3756888				Level2 Medical Services, P.C. California	CA	NIA	Physician(s) Owned	Influence.....	0.000	UnitedHealth Group Incorporated		1
		.00000	61-1028180				Lexington Surgery Center, Ltd.	KY	NIA	Surgery Center of Lexington, LLC	Ownership.....	77.000	UnitedHealth Group Incorporated		2
		.00000	36-3468942				LGH-A/Golf ASTC, L.L.C.	IL	NIA	Advocate-SCA Partners, LLC	Ownership.....	49.000	UnitedHealth Group Incorporated		2
		.00000	81-4465348				Liberty Anesthesia Services, LLC	IL	NIA	SCA-Winchester, LLC	Ownership.....	25.000	UnitedHealth Group Incorporated		2
		.00000	32-0409538				Lifeprint Accountable Care Organization, LLC	DE	NIA	Collaborative Care Holdings, LLC	Ownership.....	100.000	UnitedHealth Group Incorporated		2
		.00000	27-2309024				LifePrint Health, Inc.	DE	NIA	Collaborative Care Holdings, LLC	Ownership.....	100.000	UnitedHealth Group Incorporated		
		.00000	58-2305878				LifelWell, Ltd. Co.	GA	NIA	HealthScope Benefits, Inc.	Ownership.....	100.000	UnitedHealth Group Incorporated		
		.00000	51-0277181				Limestone Medical Center, LLC	DE	NIA	Virtua-SCA Holdings II, LLC	Ownership.....	60.000	UnitedHealth Group Incorporated		2
		.00000	39-1974851				Logistics Health, Inc.	WI	NIA	OptumHealth Holdings, LLC	Ownership.....	100.000	UnitedHealth Group Incorporated		2
		.00000	98-1337963				Lotten-Eyes Oftalmologia Clinica e Cirurgica Ltda.	BRA	NIA	Hospital Alvorada de Taguatinga Ltda.	Ownership.....	100.000	UnitedHealth Group Incorporated		
		.00000	98-1337963				Lotten-Eyes Oftalmologia Clinica e Cirurgica Ltda.	BRA	NIA	Esho – Empresa de Serviços Hospitalares S.A.	Ownership.....	0.000	UnitedHealth Group Incorporated		
		.00000	62-1179566				Louisville S.C., Ltd.		NIA	Surgery Center of Louisville, LLC	Ownership.....	59.400	UnitedHealth Group Incorporated		
		.00000	62-1179538				Louisville-SC Properties, Inc.	KY	NIA	SC Affiliates, LLC	Ownership.....	100.000	UnitedHealth Group Incorporated		
		.00000	36-4119519				Loyola Ambulatory Surgery Center at Oakbrook, Inc.	IL	NIA	ASC Network, LLC	Ownership.....	100.000	UnitedHealth Group Incorporated		
		.00000	36-4119522				Loyola Ambulatory Surgery Center at Oakbrook, L.P.	IL	NIA	Oakbrook, Inc.	Ownership.....	45.000	UnitedHealth Group Incorporated		2
		.00000	98-1137620				Lusiadas – Parcerias Cascais, S.A.	PRT	NIA	Lusiadas, SGPS, S.A.	Ownership.....	100.000	UnitedHealth Group Incorporated		2
		.00000	98-1139095				Lusiadas A.C.E.	PRT	NIA	Clínica Médico Cirúrgica de Santa Tecla, S.A.	Ownership.....	5.000	UnitedHealth Group Incorporated		
		.00000	98-1139095				Lusiadas A.C.E.	PRT	NIA	Lusiadas – Parcerias Cascais, S.A.	Ownership.....	10.000	UnitedHealth Group Incorporated		
		.00000	98-1139095				Lusiadas A.C.E.	PRT	NIA	Lusiadas, SGPS, S.A.	Ownership.....	55.000	UnitedHealth Group Incorporated		
		.00000	98-1139095				Lusiadas A.C.E.	PRT	NIA	Lusiadas, S.A.	Ownership.....	20.000	UnitedHealth Group Incorporated		

SCHEDULE Y  
PART 1A - DETAIL OF INSURANCE HOLDING COMPANY SYSTEM

1	2	3	4	5	6	7	8	9	10	11	12	13	14	15	16
Group Code	Group Name	NAIC Company Code	ID Number	Federal RSSD	CIK	Name of Securities Exchange if Publicly Traded (U.S. or International)	Names of Parent, Subsidiaries Or Affiliates	Domi-ciliary Loca-tion	Relation-ship to Reporting Entity	Directly Controlled by (Name of Entity/Person)	Type of Control (Ownership, Board, Management, Attorney-in-Fact, Influence, Other)	If Control is Owner-ship Provide Percen-tage	Ultimate Controlling Entity(ies)/Person(s)	Is an SCA Filing Re-quired? (Y/N)	*
		.00000	98-1139095				Lusiadas A.C.E.	.PRT	NIA	CLISA – Clínica de Santo Antônio, S.A.	Ownership	10.000	UnitedHealth Group Incorporated		
		.00000	98-1139089				Lusiadas, S.A.	.PRT	NIA	Lusiadas, SGPS, S.A.	Ownership	100.000	UnitedHealth Group Incorporated		
		.00000	98-1138570				Lusiadas, SGPS, S.A.	.PRT	NIA	AMIL International S.á.r.l.	Ownership	100.000	UnitedHealth Group Incorporated		
		.00000	02-0749532				Lutheran Campus ASC, LLC		NIA	SQLHS-SCA Holdings, LLC	Ownership	57.850	UnitedHealth Group Incorporated		
.0707	UnitedHealth Group Incorporated	.60321	52-1803283				MAMSI Life and Health Insurance Company	.MD	.IA	United HealthCare Services, Inc.	Ownership	100.000	UnitedHealth Group Incorporated		
.0707	UnitedHealth Group Incorporated	.52014	65-0303864				Managed Care of North America, Inc.	.FL	.IA	MCNA Health Care Holdings, LLC	Ownership	100.000	UnitedHealth Group Incorporated		
.0707	UnitedHealth Group Incorporated	.00000	14-1782475				Managed Physical Network, Inc.	.NY	NIA	OptumHealth Care Solutions, LLC	Ownership	100.000	UnitedHealth Group Incorporated		
		.00000	20-2880404				March Holdings, Inc.	.CA	NIA	Specialty Benefits, LLC	Ownership	100.000	UnitedHealth Group Incorporated		
		.00000	95-4874334				March Vision Care Group, Incorporated	.CA	NIA	California Spring Holdings, PC	Ownership	100.000	UnitedHealth Group Incorporated		.1
		.00000	27-3115058				March Vision Care IPA, Inc.	.NY	NIA	March Vision Care Group, Incorporated	Ownership	100.000	UnitedHealth Group Incorporated		.1
		.00000	45-4227915				March Vision Care of Texas, Inc.	.TX	NIA	March Vision Care Group, Incorporated	Ownership	100.000	UnitedHealth Group Incorporated		.1
		.00000	20-3042852				March Vision Care, Inc.	.CA	NIA	March Holdings, Inc.	Ownership	100.000	UnitedHealth Group Incorporated		.1
		.00000	94-3377073				Marin Health Ventures, LLC	.CA	NIA	Marin Specialty Surgery Center, LLC	Ownership	100.000	UnitedHealth Group Incorporated		
		.00000	26-2637247				Marin Specialty Surgery Center, LLC	.CA	NIA	MGH/SCA, LLC	Ownership	51.000	UnitedHealth Group Incorporated		
		.00000	26-2601943				Marin Surgery Holdings, Inc.	.DE	NIA	SC Affiliates, LLC	Ownership	100.000	UnitedHealth Group Incorporated		
		.00000	85-2924503				Marlin Holding Company LLC	.DE	NIA	Specialty Benefits, LLC	Ownership	100.000	UnitedHealth Group Incorporated		
		.00000	52-1456812				Maryland Ambulatory Centers, LLC	.MD	NIA	Surgery Center of Ellicott City, Inc.	Ownership	50.000	UnitedHealth Group Incorporated		
		.00000	52-1456812				Maryland Ambulatory Centers, LLC	.MD	NIA	Maryland-SCA Centers, LLC	Ownership	44.118	UnitedHealth Group Incorporated		
		.00000	52-1401791				Maryland-SCA Centers, LLC	.DE	NIA	SC Affiliates, LLC	Ownership	100.000	UnitedHealth Group Incorporated		
		.00000	52-1401791				Massachusetts Assurance Company, Ltd. PIC	.CYM	NIA	H&W Indemnity (SPC), Ltd.	Ownership	99.992	UnitedHealth Group Incorporated		
		.00000					Massachusetts Assurance Company, Ltd. PIC	.CYM	NIA	Collaborative Care Holdings, LLC	Ownership	0.008	UnitedHealth Group Incorporated		
		.00000	20-0815305				Massachusetts Avenue Surgery Center, LLC		NIA	SCA-Bethesda, LLC	Ownership	53.867	UnitedHealth Group Incorporated		
		.00000	43-1967820				MAT-RX DEVELOPMENT, L.L.C.	.TX	NIA	WellMed Networks, Inc.	Ownership	100.000	UnitedHealth Group Incorporated		.1
		.00000	35-2262695				Mat-Rx Fort Worth GP, L.L.C.	.TX	NIA	MAT-RX DEVELOPMENT, L.L.C.	Ownership	100.000	UnitedHealth Group Incorporated		.1
		.00000	62-1600267				McKenzie Surgery Center, L.P.	.TN	NIA	SCA-Eugene, Inc.	Ownership	29.000	UnitedHealth Group Incorporated		.2
		.00000	45-2542951				MCNA Health Care Holdings, LLC	.FL	NIA	Marlin Holding Company LLC	Ownership	100.000	UnitedHealth Group Incorporated		.2
.0707	UnitedHealth Group Incorporated	.14063	52-2459969				MCNA Insurance Company	.TX	.IA	MCNA Health Care Holdings, LLC	Ownership	100.000	UnitedHealth Group Incorporated		
.0707	UnitedHealth Group Incorporated	.00000	45-3641822				MCNA Systems Corp.	.FL	NIA	MCNA Health Care Holdings, LLC	Ownership	100.000	UnitedHealth Group Incorporated		
		.00000	42-1741594				MD Ops, Inc.	.CA	NIA	North American Medical Management California, Inc.	Ownership	100.000	UnitedHealth Group Incorporated		
.0707	UnitedHealth Group Incorporated	.96310	52-1169135				MD-Individual Practice Association, Inc.	.MD	.IA	United HealthCare Services, Inc.	Ownership	100.000	UnitedHealth Group Incorporated		
.0707	UnitedHealth Group Incorporated	.00000	83-1183650				ME AHS UC LLC	.DE	NIA	Urgent Care MSO, LLC	Ownership	70.000	UnitedHealth Group Incorporated		
		.00000	81-0936574				ME Urgent Care Nebraska, Inc.	.NE	NIA	Physician(s) Owned	Influence	0.000	UnitedHealth Group Incorporated		.1
		.00000	98-1286220				Medalliance Net Ltda.	.BRA	NIA	Brasil Ltda.	Ownership	100.000	UnitedHealth Group Incorporated		.1
		.00000	98-1286220				Medalliance Net Ltda.	.BRA	NIA	UHG Brasil Participações S.A.	Ownership	0.000	UnitedHealth Group Incorporated		
		.00000	52-2178531				MEDEX Insurance Services, Inc.		NIA	FrontierMEDEX, Inc.	Ownership	100.000	UnitedHealth Group Incorporated		
		.00000	20-3824377				MedExpress Development, LLC	.FL	NIA	Urgent Care MSO, LLC	Ownership	100.000	UnitedHealth Group Incorporated		
		.00000	81-1265129				MedExpress Employed Services, Inc.	.DE	NIA	Physician(s) Owned	Influence	0.000	UnitedHealth Group Incorporated		.1
		.00000	81-4550969				MedExpress Primary Care Arizona, P.C.	.AZ	NIA	Physician(s) Owned	Influence	0.000	UnitedHealth Group Incorporated		.1
		.00000	84-4234388				MedExpress Primary Care Arkansas, P.A.	.AR	NIA	Physician(s) Owned	Influence	0.000	UnitedHealth Group Incorporated		.1
		.00000	81-4605885				MedExpress Primary Care Kansas, P.A.	.KS	NIA	Physician(s) Owned	Influence	0.000	UnitedHealth Group Incorporated		.1
		.00000	82-3384324				MedExpress Primary Care Maryland, P.C.	.MD	NIA	Physician(s) Owned	Influence	0.000	UnitedHealth Group Incorporated		.1
		.00000	82-1096099				MedExpress Primary Care Massachusetts, P.C.	.MA	NIA	Physician(s) Owned	Influence	0.000	UnitedHealth Group Incorporated		.1
		.00000	81-4396738				MedExpress Primary Care Minnesota P.C.	.MN	NIA	Physician(s) Owned	Influence	0.000	UnitedHealth Group Incorporated		.1
		.00000	83-1077265				MedExpress Primary Care Oklahoma, P.C.	.OK	NIA	Physician(s) Owned	Influence	0.000	UnitedHealth Group Incorporated		.1
							MedExpress Primary Care South Carolina, P.C.								
		.00000	83-0764858					.SC	NIA	Physician(s) Owned	Influence	0.000	UnitedHealth Group Incorporated		.1
		.00000	84-2500750				MedExpress Primary Care Texas, P.A.	.TX	NIA	Physician(s) Owned	Influence	0.000	UnitedHealth Group Incorporated		.1
		.00000	82-3395792				MedExpress Primary Care Virginia, P.C.	.VA	NIA	Physician(s) Owned	Influence	0.000	UnitedHealth Group Incorporated		.1
		.00000	82-4401181				MedExpress Primary Care West Virginia, Inc.	.WV	NIA	Physician(s) Owned	Influence	0.000	UnitedHealth Group Incorporated		.1
		.00000	81-4563448				MedExpress Primary Care Wisconsin, S.C.	.WI	NIA	Physician(s) Owned	Influence	0.000	UnitedHealth Group Incorporated		.1
		.00000	83-2089623				MedExpress Urgent Care – Northern New Jersey PC	.NJ	NIA	Physician(s) Owned	Influence	0.000	UnitedHealth Group Incorporated		.1

**SCHEDULE Y**  
**PART 1A - DETAIL OF INSURANCE HOLDING COMPANY SYSTEM**

1	2	3	4	5	6	7	8	9	10	11	12	13	14	15	16
Group Code	Group Name	NAIC Company Code	ID Number	Federal RSSD	CIK	Name of Securities Exchange if Publicly Traded (U.S. or International)	Names of Parent, Subsidiaries Or Affiliates	Domi-ciliary Location	Relation-ship to Reporting Entity	Directly Controlled by (Name of Entity/Person)	Type of Control (Ownership, Board, Management, Attorney-in-Fact, Influence, Other)	If Control is Ownership Provide Per-centage	Ultimate Controlling Entity(ies)/Person(s)	Is an SCA Filing Re-quired? (Y/N)	*
		.00000	45-5388778				MedExpress Urgent Care – New Jersey, P.C. ....	NJ	NIA	Physician(s) Owned	Influence.....	0.000	UnitedHealth Group Incorporated		.1
		.00000	32-0533926				MedExpress Urgent Care Alabama, LLC .....	AL	NIA	Urgent Care Holdings, Inc.	Ownership.....	100.000	UnitedHealth Group Incorporated		.1
		.00000	81-4030280				MedExpress Urgent Care Arizona, P.C. ....	AZ	NIA	Physician(s) Owned	Influence.....	0.000	UnitedHealth Group Incorporated		.1
		.00000	46-4348120				MedExpress Urgent Care Arkansas, P.A. ....	AR	NIA	Physician(s) Owned	Influence.....	0.000	UnitedHealth Group Incorporated		.1
		.00000	82-0930142				MedExpress Urgent Care California, P.C. ....	CA	NIA	Physician(s) Owned	Influence.....	0.000	UnitedHealth Group Incorporated		.1
		.00000	81-1956812				MedExpress Urgent Care Connecticut, P.C. ....	CT	NIA	Physician(s) Owned	Influence.....	0.000	UnitedHealth Group Incorporated		.1
		.00000	82-1135336				MedExpress Urgent Care Idaho, P.C. ....	ID	NIA	Physician(s) Owned	Influence.....	0.000	UnitedHealth Group Incorporated		.1
		.00000	47-4308614				MedExpress Urgent Care Illinois, P.C. ....	IL	NIA	Physician(s) Owned	Influence.....	0.000	UnitedHealth Group Incorporated		.1
		.00000	81-5353472				MedExpress Urgent Care Iowa, P.C. ....	IA	NIA	Physician(s) Owned	Influence.....	0.000	UnitedHealth Group Incorporated		.1
		.00000	47-1919283				MedExpress Urgent Care Kansas, P.A. ....	KS	NIA	Physician(s) Owned	Influence.....	0.000	UnitedHealth Group Incorporated		.1
		.00000	82-1719888				MedExpress Urgent Care Maine, Inc. ....	ME	NIA	Urgent Care Holdings, Inc.	Ownership.....	100.000	UnitedHealth Group Incorporated		.1
		.00000	81-1125396				MedExpress Urgent Care Minnesota P.C. ....	MN	NIA	Physician(s) Owned	Influence.....	0.000	UnitedHealth Group Incorporated		.1
		.00000	47-3132625				MedExpress Urgent Care Missouri P.C. ....	MO	NIA	Physician(s) Owned	Influence.....	0.000	UnitedHealth Group Incorporated		.1
		.00000	82-0631738				MedExpress Urgent Care New Hampshire, Inc. ....	NH	NIA	Urgent Care Holdings, Inc.	Ownership.....	100.000	UnitedHealth Group Incorporated		.1
		.00000	81-5138747				MedExpress Urgent Care North Carolina, P.C. ....	NC	NIA	Physician(s) Owned	Influence.....	0.000	UnitedHealth Group Incorporated		.1
							MedExpress Urgent Care of Boynton Beach, LLC								
		.00000	20-2545363					FL	NIA	MedExpress Development, LLC	Ownership.....	100.000	UnitedHealth Group Incorporated		.1
		.00000	82-1919436				MedExpress Urgent Care Oregon, P.C. ....	OR	NIA	Physician(s) Owned	Influence.....	0.000	UnitedHealth Group Incorporated		.1
		.00000	81-5362765				MedExpress Urgent Care Rhode Island, P.C. ....	RI	NIA	Physician(s) Owned	Influence.....	0.000	UnitedHealth Group Incorporated		.1
		.00000	81-5380706				MedExpress Urgent Care South Carolina, P.C. ....	SC	NIA	Physician(s) Owned	Influence.....	0.000	UnitedHealth Group Incorporated		.1
		.00000	47-5147441				MedExpress Urgent Care Texas, P.A. ....	TX	NIA	Physician(s) Owned	Influence.....	0.000	UnitedHealth Group Incorporated		.1
		.00000	82-2443118				MedExpress Urgent Care Washington, P.C. ....	WA	NIA	Physician(s) Owned	Influence.....	0.000	UnitedHealth Group Incorporated		.1
		.00000	81-4281678				MedExpress Urgent Care Wisconsin, S.C. ....	WI	NIA	Physician(s) Owned	Influence.....	0.000	UnitedHealth Group Incorporated		.1
		.00000	85-1474287				MedExpress Urgent Care, Inc. – Ohio	OH	NIA	Urgent Care Holdings, Inc.	Ownership.....	100.000	UnitedHealth Group Incorporated		.1
							MedExpress Urgent Care, Inc. – West Virginia								
		.00000	26-4546400					WV	NIA	Physician(s) Owned	Influence.....	0.000	UnitedHealth Group Incorporated		.1
		.00000	47-1804667				MedExpress Urgent Care, P.C. – Georgia	GA	NIA	Physician(s) Owned	Influence.....	0.000	UnitedHealth Group Incorporated		.1
		.00000	90-0929572				MedExpress Urgent Care, P.C. – Indiana	IN	NIA	Physician(s) Owned	Influence.....	0.000	UnitedHealth Group Incorporated		.1
		.00000	45-3461101				MedExpress Urgent Care, P.C. – Maryland	MD	NIA	Physician(s) Owned	Influence.....	0.000	UnitedHealth Group Incorporated		.1
							MedExpress Urgent Care, P.C. – Massachusetts								
		.00000	47-1857908					MA	NIA	Physician(s) Owned	Influence.....	0.000	UnitedHealth Group Incorporated		.1
		.00000	46-4793937				MedExpress Urgent Care, P.C. – Michigan	MI	NIA	Physician(s) Owned	Influence.....	0.000	UnitedHealth Group Incorporated		.1
		.00000	47-1824365				MedExpress Urgent Care, P.C. – Oklahoma	OK	NIA	Physician(s) Owned	Influence.....	0.000	UnitedHealth Group Incorporated		.1
		.00000	26-3750502				MedExpress Urgent Care, P.C. – Pennsylvania	PA	NIA	Physician(s) Owned	Influence.....	0.000	UnitedHealth Group Incorporated		.1
		.00000	45-4973138				MedExpress Urgent Care, P.C. – Tennessee	TN	NIA	Physician(s) Owned	Influence.....	0.000	UnitedHealth Group Incorporated		.1
		.00000	45-3123110				MedExpress Urgent Care, P.C. – Virginia	VA	NIA	Physician(s) Owned	Influence.....	0.000	UnitedHealth Group Incorporated		.1
		.00000	83-1565124				MedExpress Urgent Care, P.S.C. – Kentucky	KY	NIA	Physician(s) Owned	Influence.....	0.000	UnitedHealth Group Incorporated		.1
		.00000	45-5436856				MedExpress, Inc. – Delaware	DE	NIA	Physician(s) Owned	Influence.....	0.000	UnitedHealth Group Incorporated		.1
.0707	UnitedHealth Group Incorporated	.12756	20-3391186				Medica Health Plans of Florida, Inc.	FL	IA	United HealthCare Services, Inc.	Ownership.....	100.000	UnitedHealth Group Incorporated		.1
.0707	UnitedHealth Group Incorporated	.12155	01-0788576				Medica HealthCare Plans, Inc.	FL	IA	United HealthCare Services, Inc.	Ownership.....	100.000	UnitedHealth Group Incorporated		.1
.0707	UnitedHealth Group Incorporated	.00000	75-2566987				Medical Clinic of North Texas PLLC	TX	NIA	USMD Affiliated Services	Ownership.....	100.000	UnitedHealth Group Incorporated		.1
		.00000	75-2566987				Medical Hilfe S.A.	CHL	NIA	Saden S.A.	Ownership.....	0.000	UnitedHealth Group Incorporated		.1
		.00000					Medical Hilfe S.A.	CHL	NIA	Home Medical S.A.	Ownership.....	100.000	UnitedHealth Group Incorporated		.1
		.00000	95-4708497				Medical Support Los Angeles, Inc.		NIA	MSLA Management LLC	Ownership.....	100.000	UnitedHealth Group Incorporated		.1
		.00000	26-0636717				Medical Surgical Centers of America, Inc.	DE	NIA	ASC Network, LLC	Ownership.....	100.000	UnitedHealth Group Incorporated		.1
		.00000	32-0037402				Medical Transportation Services, LLC	FL	NIA	United HealthCare Services, Inc.	Ownership.....	100.000	UnitedHealth Group Incorporated		.1
		.00000	02-0651651				MedPro Rx, Inc.	NC	NIA	Diplomat Pharmacy, Inc.	Ownership.....	100.000	UnitedHealth Group Incorporated		.1
		.00000	75-2515691				MedSynergies, LLC	DE	NIA	Mustang Razorback Holdings, Inc.	Ownership.....	100.000	UnitedHealth Group Incorporated		.1
		.00000	58-2101921				Meibourne Surgery Center, LLC	GA	NIA	Surgical Care Partners of Melbourne, LLC	Ownership.....	76.164	UnitedHealth Group Incorporated		.1
		.00000	82-4964787				Memorial City Holdings, LLC	DE	NIA	SCA-Memorial City, LLC	Ownership.....	51.000	UnitedHealth Group Incorporated		.1
		.00000	82-3689933				Memorial City Partners, LLC	DE	NIA	SCA-Memorial City, LLC	Ownership.....	11.000	UnitedHealth Group Incorporated		.1
		.00000	82-3689933				Memorial City Partners, LLC	DE	NIA	Memorial City Holdings, LLC	Ownership.....	51.000	UnitedHealth Group Incorporated		.1
										MH Physician Three Holdco, a Medical Corporation	Ownership.....	99.000	UnitedHealth Group Incorporated		.1
		.00000	95-4688463				Memorial Healthcare IPA, GP	CA	NIA						.1

STATEMENT AS OF JUNE 30, 2021 OF THE Optum Insurance of Ohio, Inc.

SCHEDULE Y  
PART 1A - DETAIL OF INSURANCE HOLDING COMPANY SYSTEM

1	2	3	4	5	6	7	8	9	10	11	12	13	14	15	16
Group Code	Group Name	NAIC Company Code	ID Number	Federal RSSD	CIK	Name of Securities Exchange if Publicly Traded (U.S. or International)	Names of Parent, Subsidiaries Or Affiliates	Domi-ciliary Location	Relation-ship to Reporting Entity	Directly Controlled by (Name of Entity/Person)	Type of Control (Ownership, Board, Management, Attorney-in-Fact, Influence, Other)	If Control is Ownership Provide Percen-tage	Ultimate Controlling Entity(ies)/Person(s)	Is an SCA Filing Re-quired? (Y/N)	*
		.00000	37-1782795				Memorial Houston Surgery Center, LLC	TX	NIA	SCA-Memorial, LLC	Ownership	51.209	UnitedHealth Group Incorporated		1
		.00000	26-1394069				MemorialCare Surgical Center at Orange Coast, LLC	CA	NIA	Beach Surgical Holdings LLC	Ownership	51.441	UnitedHealth Group Incorporated		2
		.00000	20-3678259				MemorialCare Surgical Center at Saddleback, LLC	CA	NIA	Beach Surgical Holdings LLC	Ownership	52.999	UnitedHealth Group Incorporated		2
		.00000	27-0203906				Mesquite Liberty, LLC	NV	NIA	Sierra Health Services, Inc.	Ownership	80.357	UnitedHealth Group Incorporated		2
		.00000	38-3861395				MGH/SCA, LLC	CA	NIA	SC Affiliates, LLC	Ownership	1.000	UnitedHealth Group Incorporated		
		.00000	38-3861395				MGH/SCA, LLC	CA	NIA	Marin Surgery Holdings, Inc.	Ownership	99.000	UnitedHealth Group Incorporated		
		.00000	27-4691544				MH Physician Three Holdco, a Medical Corporation	CA	NIA	Physician(s) Owned	Influence	0.000	UnitedHealth Group Incorporated		1
		.00000	27-2252446				MHC Real Estate Holdings, LLC	CA	NIA	Monarch Management Services, Inc.	Ownership	100.000	UnitedHealth Group Incorporated		1
		.00000	80-0507474				MHCH, Inc.	CA	NIA	Monarch HealthCare, A Medical Group, Inc.	Ownership	100.000	UnitedHealth Group Incorporated		1
		.00000	27-4691508				MHIPA Physician Two Holdco, a Medical Corporation	CA	NIA	Physician(s) Owned	Influence	0.000	UnitedHealth Group Incorporated		1
		.00000	36-4600281				Miami Surgery Center, LLC	DE	NIA	SCA-Doral, LLC	Ownership	50.185	UnitedHealth Group Incorporated		1
.0707	UnitedHealth Group Incorporated	.66087	62-0724538				Mid-West National Life Insurance Company of Tennessee	TX	IA	HealthMarkets, LLC	Ownership	100.000	UnitedHealth Group Incorporated		
.0707	UnitedHealth Group Incorporated	.00000	20-3345412				Midlands Orthopaedics Surgery Center, LLC	SC	NIA	SCA-Midlands, LLC	Ownership	49.000	UnitedHealth Group Incorporated		2
		.00000	20-8103522				Midwest Center for Day Surgery, LLC	IL	NIA	Advocate-SCA Partners, LLC	Ownership	65.457	UnitedHealth Group Incorporated		2
		.00000	83-0543458				Mile High SurgiCenter, LLC	CO	NIA	SCA-Denver Physicians Holdings, LLC	Ownership	100.000	UnitedHealth Group Incorporated		
		.00000	81-2977678				Mobile Medical Services of New Jersey, PC	NJ	NIA	Physician(s) Owned	Influence	0.000	UnitedHealth Group Incorporated		1
		.00000	30-0445773				Mobile Medical Services, P.C.	NY	NIA	Physician(s) Owned	Influence	0.000	UnitedHealth Group Incorporated		1
		.00000	63-0883553				Mobile-SC, LTD.	AL	NIA	SCA-Mobile, LLC	Ownership	20.000	UnitedHealth Group Incorporated		2
		.00000	63-0883553				Modality Accountable Care Organisation Limited	GBR	NIA	Optum UK Solutions Group Limited	Ownership	50.000	UnitedHealth Group Incorporated		2
		.00000	85-3287029				Moen, M.D., P.C.	NIA	NIA	Physician(s) Owned	Influence	0.000	UnitedHealth Group Incorporated		1
		.00000	22-3935634				Monarch Health Plan, Inc.	CA	NIA	Monarch HealthCare, A Medical Group, Inc.	Ownership	100.000	UnitedHealth Group Incorporated		1
		.00000	33-0587660				Monarch HealthCare, A Medical Group, Inc.	CA	NIA	MH Physician Three Holdco, a Medical Corporation	Ownership	100.000	UnitedHealth Group Incorporated		1
		.00000	45-3142852				Monarch Management Services, Inc.	DE	NIA	Collaborative Care Holdings, LLC	Ownership	100.000	UnitedHealth Group Incorporated		1
		.00000	84-4887072				Monika Roots, M.D., P.C.	CA	NIA	Physician(s) Owned	Influence	0.000	UnitedHealth Group Incorporated		1
		.00000	52-1401868				Montgomery Surgery Center Limited Partnership	MD	NIA	Maryland Ambulatory Centers, LLC	Ownership	51.000	UnitedHealth Group Incorporated		1
		.00000	26-3513595				Morris County Surgical Center, LLC	NJ	NIA	SCA-Morris County, LLC	Ownership	60.599	UnitedHealth Group Incorporated		
		.00000	20-5892451				Mosaic Management Services, Inc.	CA	NIA	Talbert Medical Group, P.C.	Ownership	100.000	UnitedHealth Group Incorporated		1
		.00000	35-2566612				Mountain View Medical Group, LLC	CO	NIA	OptumCare Holdings Colorado, LLC	Ownership	100.000	UnitedHealth Group Incorporated		1
		.00000	81-1633765				MSLA Management LLC	DE	NIA	Logistics Health, Inc.	Ownership	100.000	UnitedHealth Group Incorporated		
		.00000	62-1506649				Mt. Pleasant Surgery Center, L.P.	TN	NIA	SCA-Mt. Pleasant, LLC	Ownership	99.000	UnitedHealth Group Incorporated		
		.00000	98-1285432				Multiangio Ltda.	BRA	NIA	S.A. - Empresa de Serviços Hospitalares	Ownership	93.000	UnitedHealth Group Incorporated		
		.00000	20-4209261				Muskogee Surgical Investors, LLC	NIA	NIA	Surgery Center of Muskogee, LLC	Ownership	100.000	UnitedHealth Group Incorporated		
		.00000	47-1935798				Mustang Razorback Holdings, Inc.	DE	NIA	Optum360 Solutions, LLC	Ownership	100.000	UnitedHealth Group Incorporated		
		.00000	26-2564744				My Wellness Solutions, LLC	DE	NIA	OptumHealth Care Solutions, LLC	Ownership	100.000	UnitedHealth Group Incorporated		
		.00000	20-3236839				NAIM Holdings, Inc.	DE	NIA	Aveta Inc.	Ownership	100.000	UnitedHealth Group Incorporated		
		.00000	56-2627070				NAIM Medical Group Holdings, Inc.	CA	NIA	Physician(s) Owned	Influence	0.000	UnitedHealth Group Incorporated		1
		.00000	61-1627269				NAIM MGH, Inc.	CA	NIA	Physician(s) Owned	Influence	0.000	UnitedHealth Group Incorporated		1
.0707	UnitedHealth Group Incorporated	.98205	73-1187572				National Foundation Life Insurance Company	TX	IA	Enterprise Life Insurance Company	Ownership	100.000	UnitedHealth Group Incorporated		1
.0707	UnitedHealth Group Incorporated	.95251	76-0196559				National Pacific Dental, Inc.	TX	IA	Dental Benefit Providers, Inc.	Ownership	100.000	UnitedHealth Group Incorporated		
.0707	UnitedHealth Group Incorporated	.00000	36-3549627				National Surgery Centers, LLC	DE	NIA	Surgical Care Affiliates, LLC	Ownership	100.000	UnitedHealth Group Incorporated		
		.00000	45-3735192				Navigator Health, Inc.	DE	NIA	naviHealth Holdings, LLC	Ownership	100.000	UnitedHealth Group Incorporated		
		.00000	84-2283691				Naviguard, Inc.	DE	NIA	UnitedHealth Group Ventures, LLC	Ownership	100.000	UnitedHealth Group Incorporated		
		.00000	84-3482655				naviHealth Care at Home, LLC	DE	NIA	naviHealth, Inc.	Ownership	100.000	UnitedHealth Group Incorporated		
		.00000	85-0975337				naviHealth Coordinated Care SC, P.C.	MI	NIA	Physician(s) Owned	Influence	0.000	UnitedHealth Group Incorporated		1
		.00000	84-5020906				naviHealth Coordinated Care, LLC	DE	NIA	naviHealth, Inc.	Ownership	100.000	UnitedHealth Group Incorporated		1

SCHEDULE Y  
PART 1A - DETAIL OF INSURANCE HOLDING COMPANY SYSTEM

1	2	3	4	5	6	7	8	9	10	11	12	13	14	15	16
Group Code	Group Name	NAIC Company Code	ID Number	Federal RSSD	CIK	Name of Securities Exchange if Publicly Traded (U.S. or International)	Names of Parent, Subsidiaries Or Affiliates	Domi-ciliary Location	Relation-ship to Reporting Entity	Directly Controlled by (Name of Entity/Person)	Type of Control (Ownership, Board, Management, Attorney-in-Fact, Influence, Other)	If Control is Owner-ship Provide Percen-tage	Ultimate Controlling Entity(ies)/Person(s)	Is an SCA Filing Re-quired? (Y/N)	*
		.00000	35-2431677				naviHealth Holdings, LLC	.DE	NIA	Nomad Buyer, Inc.	Ownership	100.000	UnitedHealth Group Incorporated		
		.00000	84-3469040				naviHealth Michigan HBPC, P.C.	.MI	NIA	Physician(s) Owned	Influence	0.000	UnitedHealth Group Incorporated		.1
		.00000	61-1669841				naviHealth SM Holdings, Inc.	.DE	NIA	naviHealth Holdings, LLC	Ownership	100.000	UnitedHealth Group Incorporated		.1
		.00000	36-4719151				naviHealth, Inc.	.DE	NIA	naviHealth Holdings, LLC	Ownership	100.000	UnitedHealth Group Incorporated		
.0707	UnitedHealth Group Incorporated	.95123	65-0996107				Neighborhood Health Partnership, Inc.	.FL	IA	UnitedHealthcare, Inc.	Ownership	100.000	UnitedHealth Group Incorporated		
.0707	UnitedHealth Group Incorporated	.00000	20-4755277				Netwerkes, LLC	.TN	NIA	Optum360 Solutions, LLC	Ownership	100.000	UnitedHealth Group Incorporated		
.0707	UnitedHealth Group Incorporated	.95758	88-0228572				Nevada Pacific Dental	.NV	IA	Dental Benefit Providers, Inc.	Ownership	100.000	UnitedHealth Group Incorporated		
							New Orleans Regional Physician Hospital Organization, L.L.C.	.LA	NIA	UnitedHealthcare, Inc.	Ownership	100.000	UnitedHealth Group Incorporated		
.0707	UnitedHealth Group Incorporated	.00000	84-1250135				New West Physicians, Inc.	.CO	NIA	Newton Holdings, LLC	Ownership	100.000	UnitedHealth Group Incorporated		
		.00000	30-1080342				Newton Holdings, LLC	.DE	NIA	Collaborative Care Holdings, LLC	Ownership	80.100	UnitedHealth Group Incorporated		
		.00000	26-2995765				Nifty After Fifty/Monarch, LLC	.CA	NIA	Physician(s) Owned	Influence	0.000	UnitedHealth Group Incorporated		.1
		.00000	83-1111251				Nomad Buyer, Inc.	.DE	NIA	UnitedHealth Group Incorporated	Ownership	100.000	UnitedHealth Group Incorporated		.1
							North American Medical Management California, Inc.	.TN	NIA	NAMM Holdings, Inc.	Ownership	100.000	UnitedHealth Group Incorporated		
		.00000	33-0673955				North Dallas Surgical Center, LLC	.DE	NIA	Surgical Care Affiliates, LLC	Influence	55.377	UnitedHealth Group Incorporated		
							North Puget Sound Oncology Equipment Leasing Company, LLC	.WA	NIA	Everett MSO, Inc.	Ownership	71.250	UnitedHealth Group Incorporated		
		.00000	20-2564137				Northern Nevada Health Network, Inc.	.NV	NIA	Sierra Health Services, Inc.	Ownership	100.000	UnitedHealth Group Incorporated		
		.00000	88-0245121				Northern Rockies Surgery Center, L.P.	.TN	NIA	Northern Rockies Surgicenter, Inc.	Ownership	40.000	UnitedHealth Group Incorporated		.2
		.00000	63-1240726				Northern Rockies Surgicenter, Inc.	.MT	NIA	National Surgery Centers, LLC	Ownership	100.000	UnitedHealth Group Incorporated		.2
		.00000	81-0399251				Northern Utah Surgery Center, LLC	.UT	NIA	SCA Northern Utah Holdings, LLC	Ownership	100.000	UnitedHealth Group Incorporated		
		.00000	85-4070254				Northwest Medical Group Alliance, LLC	.WA	NIA	The Polyclinic, PLLC	Ownership	21.480	UnitedHealth Group Incorporated		.1
		.00000	91-1699944				Northwest Spine and Laser Surgery Center LLC								
		.00000	45-5055997				Northwest Surgicare, LLC	.OR	NIA	SCA Northwest Holdings, LLC	Ownership	51.000	UnitedHealth Group Incorporated		.1
		.00000	37-1007387				Northwest Surgicare, Ltd., an Illinois Limited Partnership	.DE	NIA	Surgery Center Holding, LLC	Ownership	100.000	UnitedHealth Group Incorporated		
		.00000	75-2494046				Northwest Surgicare, Ltd., an Illinois Limited Partnership	.IL	NIA	Northwest Surgicare, LLC	Ownership	66.000	UnitedHealth Group Incorporated		
		.00000	75-2494046				NPV IPA Washington, PLLC	.IL	NIA	Endoscopy Center Affiliates, Inc.	Ownership	1.000	UnitedHealth Group Incorporated		
		.00000	61-1855159				NSC Greensboro West, LLC	.WA	NIA	Everett Physicians, Inc. P.S.	Ownership	100.000	UnitedHealth Group Incorporated		.1
		.00000	56-1963226				NSC Greensboro, LLC	.DE	NIA	National Surgery Centers, LLC	Ownership	49.000	UnitedHealth Group Incorporated		.2
		.00000	56-1775016				NSC Lancaster, LLC	.DE	NIA	National Surgery Centers, LLC	Ownership	100.000	UnitedHealth Group Incorporated		.2
		.00000	36-4210296				NSC Seattle, Inc.	.DE	NIA	National Surgery Centers, LLC	Ownership	100.000	UnitedHealth Group Incorporated		
		.00000	91-1553479				NSC Upland, LLC	.WA	NIA	National Surgery Centers, LLC	Ownership	100.000	UnitedHealth Group Incorporated		
		.00000	33-0812824				Oak HC/FT LDI Blocker, LLC	.DE	NIA	Diplomat Pharmacy, Inc.	Ownership	100.000	UnitedHealth Group Incorporated		
		.00000	81-3764590				OC Cardiology Practice Partners, LLC	.DE	NIA	SC Affiliates, LLC	Ownership	100.000	UnitedHealth Group Incorporated		
		.00000	83-4364718				OCC MSO, LLC	.DE	NIA	OptumCare Specialty Practices, LLC	Ownership	50.000	UnitedHealth Group Incorporated		
		.00000	84-3189778				OHR Physician Group, P.C.	.OR	NIA	Physician(s) Owned	Influence	0.000	UnitedHealth Group Incorporated		.1
		.00000	93-0979031				Omesa SpA	.CHL	NIA	Vida Integra S.p.A.	Ownership	99.996	UnitedHealth Group Incorporated		.1
		.00000	98-1454609				Omesa SpA	.CHL	NIA	Saden S.A.	Ownership	0.004	UnitedHealth Group Incorporated		
		.00000	27-0062838				OmniClaim, LLC		NIA	Equian, LLC	Ownership	100.000	UnitedHealth Group Incorporated		
		.00000	98-1456252				Oncocare S.A.C.	.PER	NIA	Pacifico S.A. Entidad Prestadora de Salud	Ownership	80.000	UnitedHealth Group Incorporated		
		.00000	26-1914835				Ophthalmology Surgery Center of Dallas, LLC		NIA	Surgical Care Affiliates, LLC	Influence	51.000	UnitedHealth Group Incorporated		
.0707	UnitedHealth Group Incorporated	.96940	52-1518174				Optimum Choice, Inc.	.MD	IA	United HealthCare Services, Inc.	Ownership	100.000	UnitedHealth Group Incorporated		
.0707	UnitedHealth Group Incorporated	.00000	47-0858534	3202702			Optum Bank, Inc.	.UT	NIA	Optum Financial, Inc.	Ownership	100.000	UnitedHealth Group Incorporated		
		.00000	36-3437660	3202702			Optum Biometrics, Inc.	.IL	NIA	OptumHealth Care Solutions, LLC	Ownership	100.000	UnitedHealth Group Incorporated		
		.00000	45-3143218				Optum Care Networks, Inc.	.DE	NIA	Collaborative Care Holdings, LLC	Ownership	100.000	UnitedHealth Group Incorporated		
		.00000	13-4138665				Optum Care of New York Management, Inc.	.NY	NIA	Inspiris, Inc.	Ownership	100.000	UnitedHealth Group Incorporated		
		.00000	26-0683057				Optum Care Services Company	.TN	NIA	Inspiris, Inc.	Ownership	100.000	UnitedHealth Group Incorporated		
		.00000	83-1959511				Optum Care, Inc.	.DE	NIA	Collaborative Care Services, Inc.	Ownership	100.000	UnitedHealth Group Incorporated		
		.00000	75-2778455				Optum Clinic, P.A.	.TX	NIA	Physician(s) Owned	Influence	0.000	UnitedHealth Group Incorporated		.1
		.00000	37-1782217				Optum Clinics Holdings, Inc.	.DE	NIA	Collaborative Care Holdings, LLC	Ownership	100.000	UnitedHealth Group Incorporated		.1



SCHEDULE Y  
PART 1A - DETAIL OF INSURANCE HOLDING COMPANY SYSTEM

1	2	3	4	5	6	7	8	9	10	11	12	13	14	15	16
Group Code	Group Name	NAIC Company Code	ID Number	Federal RSSD	CIK	Name of Securities Exchange if Publicly Traded (U.S. or International)	Names of Parent, Subsidiaries Or Affiliates	Domi-ciliary Location	Relation-ship to Reporting Entity	Directly Controlled by (Name of Entity/Person)	Type of Control (Ownership, Board, Management, Attorney-in-Fact, Influence, Other)	If Control is Owner-ship Provide Percen-tage	Ultimate Controlling Entity(ies)/Person(s)	Is an SCA Filing Re-quired? (Y/N)	*
		.00000	38-3969193				Optum Clinics Intermediate Holdings, Inc. ....	.DE	.NIA	Optum Clinics Holdings, Inc. ....	Ownership.....	100.000	UnitedHealth Group Incorporated		
		.00000	20-3253658				Optum Compounding Services, LLC .....	.AZ	.NIA	Optum Pharmacy 801, Inc. ....	Ownership.....	100.000	UnitedHealth Group Incorporated		
		.00000	20-3253658				Optum Digital Health Holdings, LLC .....	.DE	.NIA	Consumer Wellness Solutions, Inc. ....	Ownership.....	100.000	UnitedHealth Group Incorporated		
		.00000	46-1981651				Optum Direct To Consumer, Inc. ....	.DE	.NIA	Optum, Inc. ....	Ownership.....	100.000	UnitedHealth Group Incorporated		
		.00000	98-1325466				Optum Finance (Ireland) Unlimited Company ....	.IRL	.NIA	UnitedHealthcare International VIII S.a r.l. ....	Ownership.....	100.000	UnitedHealth Group Incorporated		
		.00000	47-0858530				Optum Financial, Inc. ....		.NIA	OptumHealth Holdings, LLC .....	Ownership.....	100.000	UnitedHealth Group Incorporated		
		.00000	85-2786455				Optum Frontier Therapies Holdings, LLC .....	.DE	.NIA	Optum, Inc. ....	Ownership.....	100.000	UnitedHealth Group Incorporated		
		.00000	45-2532834				Optum Frontier Therapies II, LLC .....	.NV	.NIA	Optum Frontier Therapies Holdings, LLC .....	Ownership.....	100.000	UnitedHealth Group Incorporated		
		.00000	45-2301399				Optum Frontier Therapies, LLC .....	.MI	.NIA	Optum Frontier Therapies Holdings, LLC .....	Ownership.....	100.000	UnitedHealth Group Incorporated		
		.00000	98-1103015				Optum Global Solutions (India) Private Limited .....	.IND	.NIA	UnitedHealth International, Inc. ....	Ownership.....	0.001	UnitedHealth Group Incorporated		
		.00000	98-1103015				Optum Global Solutions (India) Private Limited .....	.IND	.NIA	Optum Global Solutions International B.V. ....	Ownership.....	99.999	UnitedHealth Group Incorporated		
		.00000	98-1097776				Optum Global Solutions (Philippines), Inc. ....	.PHL	.NIA	Optum Global Solutions International B.V. ....	Ownership.....	99.991	UnitedHealth Group Incorporated		
		.00000	98-1097776				Optum Global Solutions Colombia S.A.S. ....	.COL	.NIA	Bordeaux UK Holdings II Limited .....	Ownership.....	100.000	UnitedHealth Group Incorporated		
		.00000	98-1201187				Optum Global Solutions International B.V. ....	.NLD	.NIA	OptumHealth International B.V. ....	Ownership.....	2.520	UnitedHealth Group Incorporated		
		.00000	98-1201187				Optum Global Solutions International B.V. ....	.NLD	.NIA	Optum Technology, LLC .....	Ownership.....	97.480	UnitedHealth Group Incorporated		
		.00000	04-3574101				Optum Government Solutions, Inc. ....		.NIA	OptumInsight, Inc. ....	Ownership.....	100.000	UnitedHealth Group Incorporated		
		.00000	04-3574101				Optum Health & Technology (Hong Kong) Limited .....	.HKG	.NIA	OptumHealth International B.V. ....	Ownership.....	100.000	UnitedHealth Group Incorporated		
		.00000	98-1095799				Optum Health & Technology (India) Private Limited .....	.IND	.NIA	United Behavioral Health .....	Ownership.....	0.001	UnitedHealth Group Incorporated		
		.00000	98-1095799				Optum Health & Technology (India) Private Limited .....	.IND	.NIA	OptumHealth International B.V. ....	Ownership.....	99.999	UnitedHealth Group Incorporated		
		.00000	98-1097886				Optum Health & Technology (Singapore) Pte. Ltd. ....	.SGP	.NIA	OptumHealth International B.V. ....	Ownership.....	100.000	UnitedHealth Group Incorporated		
		.00000	20-2149493				Optum Health & Technology (US), LLC .....		.NIA	OptumHealth Holdings, LLC .....	Ownership.....	100.000	UnitedHealth Group Incorporated		
		.00000	43-1747235				Optum Health & Technology Holdings (US), Inc. ....	.MO	.NIA	Optum, Inc. ....	Ownership.....	100.000	UnitedHealth Group Incorporated		
		.00000	98-1184561				Optum Health & Technology Serviços do Brasil Ltda. ....	.BRA	.NIA	OptumInsight, Inc. ....	Ownership.....	0.002	UnitedHealth Group Incorporated		
		.00000	98-1184561				Optum Health & Technology Serviços do Brasil Ltda. ....	.BRA	.NIA	Optum Global Solutions International B.V. ....	Ownership.....	99.998	UnitedHealth Group Incorporated		
		.00000	98-1276517				Optum Health and Technology FZ-LLC .....	.ARE	.NIA	Optum Global Solutions International B.V. ....	Ownership.....	100.000	UnitedHealth Group Incorporated		
		.00000	46-2385459				Optum Health Plan of California .....		.NIA	OptumCare Holdings, LLC .....	Ownership.....	100.000	UnitedHealth Group Incorporated		
		.00000	98-1097921				Optum Health Services (Canada) Ltd. ....	.CAN	.NIA	Optum Health & Technology Holdings (US), Inc. ....	Ownership.....	100.000	UnitedHealth Group Incorporated		
		.00000	98-1406274				Optum Health Solutions (Australia) Pty Ltd. ....	.AUS	.NIA	Optum UK Solutions Group Limited .....	Ownership.....	100.000	UnitedHealth Group Incorporated		
		.00000	98-1147355				Optum Health Solutions (UK) Limited .....	.GBR	.NIA	Optum UK Solutions Group Limited .....	Ownership.....	100.000	UnitedHealth Group Incorporated		
		.00000	58-2068880				Optum Healthcare of Illinois, Inc. ....		.NIA	Optum Women's and Children's Health, LLC ..	Ownership.....	100.000	UnitedHealth Group Incorporated		
		.00000	20-0212381				Optum Hospice Pharmacy Services, LLC .....	.DE	.NIA	OptumRx Health Solutions, LLC .....	Ownership.....	100.000	UnitedHealth Group Incorporated		
		.00000	11-2997132				Optum Infusion Services 100, Inc. ....	.NY	.NIA	Optum Infusion Services 500, Inc. ....	Ownership.....	100.000	UnitedHealth Group Incorporated		
		.00000	11-3485985				Optum Infusion Services 101, Inc. ....	.NY	.NIA	Optum Infusion Services 100, Inc. ....	Ownership.....	100.000	UnitedHealth Group Incorporated		
		.00000	27-1533840				Optum Infusion Services 103, LLC .....	.DE	.NIA	Serquinox Holdings LLC .....	Ownership.....	100.000	UnitedHealth Group Incorporated		
		.00000	57-0861358				Optum Infusion Services 200, Inc. ....	.SC	.NIA	Ambient Healthcare, Inc. ....	Ownership.....	100.000	UnitedHealth Group Incorporated		
		.00000	55-0802777				Optum Infusion Services 201, Inc. ....	.FL	.NIA	Ambient Healthcare, Inc. ....	Ownership.....	100.000	UnitedHealth Group Incorporated		
		.00000	20-4881413				Optum Infusion Services 202, Inc. ....	.FL	.NIA	Ambient Healthcare, Inc. ....	Ownership.....	100.000	UnitedHealth Group Incorporated		
		.00000	33-1012700				Optum Infusion Services 203, Inc. ....	.FL	.NIA	Ambient Healthcare, Inc. ....	Ownership.....	100.000	UnitedHealth Group Incorporated		
		.00000	55-0802774				Optum Infusion Services 204, Inc. ....	.FL	.NIA	Ambient Healthcare, Inc. ....	Ownership.....	100.000	UnitedHealth Group Incorporated		
		.00000	26-3738273				Optum Infusion Services 205, Inc. ....	.FL	.NIA	Ambient Healthcare, Inc. ....	Ownership.....	100.000	UnitedHealth Group Incorporated		
		.00000	63-1284325				Optum Infusion Services 206, Inc. ....	.AL	.NIA	Ambient Healthcare, Inc. ....	Ownership.....	100.000	UnitedHealth Group Incorporated		
		.00000	63-0964525				Optum Infusion Services 207, Inc. ....	.AL	.NIA	Optum Infusion Services 206, Inc. ....	Ownership.....	100.000	UnitedHealth Group Incorporated		
		.00000	20-4963945				Optum Infusion Services 208, Inc. ....	.NC	.NIA	Ambient Healthcare, Inc. ....	Ownership.....	100.000	UnitedHealth Group Incorporated		

SCHEDULE Y  
PART 1A - DETAIL OF INSURANCE HOLDING COMPANY SYSTEM

1	2	3	4	5	6	7	8	9	10	11	12	13	14	15	16
Group Code	Group Name	NAIC Company Code	ID Number	Federal RSSD	CIK	Name of Securities Exchange if Publicly Traded (U.S. or International)	Names of Parent, Subsidiaries Or Affiliates	Domi-ciliary Location	Relation-ship to Reporting Entity	Directly Controlled by (Name of Entity/Person)	Type of Control (Ownership, Board, Management, Attorney-in-Fact, Influence, Other)	If Control is Owner-ship Provide Percen-tage	Ultimate Controlling Entity(ies)/Person(s)	Is an SCA Filing Re-quired? (Y/N)	*
		.00000	55-0802779				Optum Infusion Services 209, Inc.	.GA	NIA	Ambient Healthcare, Inc.	Ownership	100.000	UnitedHealth Group Incorporated		
		.00000	75-2196224				Optum Infusion Services 301, LP	.OK	NIA	Optum Infusion Services 500, Inc.	Ownership	99.950	UnitedHealth Group Incorporated		
		.00000	75-2196224				Optum Infusion Services 301, LP	.OK	NIA	Optum Infusion Services 305, LLC	Ownership	0.050	UnitedHealth Group Incorporated		
		.00000	27-0668812				Optum Infusion Services 302, LLC	.NE	NIA	Optum Infusion Services 500, Inc.	Ownership	100.000	UnitedHealth Group Incorporated		
		.00000	26-2565032				Optum Infusion Services 305, LLC	.DE	NIA	Optum Infusion Services 500, Inc.	Ownership	100.000	UnitedHealth Group Incorporated		
		.00000	20-3741084				Optum Infusion Services 308, LLC	.AZ	NIA	SCP Specialty Infusion, LLC	Ownership	100.000	UnitedHealth Group Incorporated		
		.00000	02-0653265				Optum Infusion Services 401, LLC	.CA	NIA	SCP Specialty Infusion, LLC	Ownership	100.000	UnitedHealth Group Incorporated		
		.00000	26-4312858				Optum Infusion Services 402, LLC	.CA	NIA	SCP Specialty Infusion, LLC	Ownership	100.000	UnitedHealth Group Incorporated		
		.00000	47-0941801				Optum Infusion Services 403, LLC	.CA	NIA	SCP Specialty Infusion, LLC	Ownership	100.000	UnitedHealth Group Incorporated		
		.00000	93-1103256				Optum Infusion Services 404, LLC	.OR	NIA	SCP Specialty Infusion, LLC	Ownership	100.000	UnitedHealth Group Incorporated		
		.00000	27-3918706				Optum Infusion Services 500, Inc.	.DE	NIA	AxelaCare, LLC	Ownership	100.000	UnitedHealth Group Incorporated		
		.00000	84-2822134				Optum Infusion Services 501, Inc.	.DE	NIA	Optum Infusion Services 500, Inc.	Ownership	100.000	UnitedHealth Group Incorporated		
.0707	UnitedHealth Group Incorporated	.69647	31-0628424				Optum Insurance of Ohio, Inc.	.OH	.RE	OptumRx PBM of Maryland, LLC	Ownership	100.000	UnitedHealth Group Incorporated		
.0707	UnitedHealth Group Incorporated	.00000	46-4734521				Optum Labs Dimensions, Inc.	.DE	NIA	Optum Labs Topaz, Inc.	Ownership	100.000	UnitedHealth Group Incorporated		
		.00000	46-1615964				Optum Labs Topaz, Inc.	.DE	NIA	Optum, Inc.	Ownership	100.000	UnitedHealth Group Incorporated		
		.00000	46-1615964				Optum Labs, Inc.	.PHL	NIA	Optum Labs, LLC	Ownership	99.990	UnitedHealth Group Incorporated		
		.00000	41-1934238				Optum Labs, LLC		NIA	United HealthCare Services, Inc.	Ownership	100.000	UnitedHealth Group Incorporated		
		.00000	98-1209730				Optum Life Sciences (Canada) Inc.	.CAN	NIA	OptumInsight Life Sciences, Inc.	Ownership	100.000	UnitedHealth Group Incorporated		
							Optum Management Consulting (Shanghai) Co., Ltd.	.CHN	NIA	Optum Health & Technology Holdings (US), Inc.	Ownership	100.000	UnitedHealth Group Incorporated		
		.00000	98-1098190				Optum Medical Services of California, P.C.		NIA	Physician(s) Owned	Influence	0.000	UnitedHealth Group Incorporated		.1
		.00000	45-5424191				Optum Medical Services of Colorado, P.C.	.CO	NIA	Physician(s) Owned	Influence	0.000	UnitedHealth Group Incorporated		.1
		.00000	45-3866363				Optum Medical Services, P.C.	.NC	NIA	Physician(s) Owned	Influence	0.000	UnitedHealth Group Incorporated		.1
.0707	UnitedHealth Group Incorporated	.11068	30-0029448				Optum Networks of New Jersey, Inc.	.DE	.IA	OrthoNet Holdings, Inc.	Ownership	100.000	UnitedHealth Group Incorporated		.1
.0707	UnitedHealth Group Incorporated	.00000	58-1873062				Optum of New York, Inc.	.NY	NIA	Optum Women's and Children's Health, LLC	Ownership	100.000	UnitedHealth Group Incorporated		
							Optum Operations (Ireland) Unlimited Company			UnitedHealthcare International VII S.à.r.l.					
		.00000	98-1097761					.IRL	NIA		Ownership	100.000	UnitedHealth Group Incorporated		
		.00000	85-3355553						NIA	Collaborative Care Holdings, LLC	Ownership	100.000	UnitedHealth Group Incorporated		
							Optum Oregon MSO, LLC								
		.00000	20-8911466				Optum Palliative and Hospice Care of Pennsylvania, Inc.	.TN	NIA	Hospice Inspiris Holdings, Inc.	Ownership	100.000	UnitedHealth Group Incorporated		
							Optum Palliative and Hospice Care of Texas, Inc.	.TN	NIA	Hospice Inspiris Holdings, Inc.	Ownership	100.000	UnitedHealth Group Incorporated		
		.00000	45-3629080				Optum Perks LLC	.DE	NIA	OptumRx Health Solutions, LLC	Ownership	42.000	UnitedHealth Group Incorporated		
		.00000	45-3629080				Optum Perks LLC	.DE	NIA	OptumRx PBM of Illinois, Inc.	Ownership	58.000	UnitedHealth Group Incorporated		
		.00000	87-1235240				Optum Pharma Services Holdings, Inc.	.DE	NIA	Optum, Inc.	Ownership	100.000	UnitedHealth Group Incorporated		
		.00000	36-4435924				Optum Pharmacy 601, LLC	.FL	NIA	Apothecary Holdings, Inc.	Ownership	100.000	UnitedHealth Group Incorporated		
		.00000	82-4030553				Optum Pharmacy 700, LLC	.DE	NIA	OptumRx Administrative Services, LLC	Ownership	100.000	UnitedHealth Group Incorporated		
		.00000	84-2827343				Optum Pharmacy 701, LLC	.DE	NIA	OptumRx Administrative Services, LLC	Ownership	100.000	UnitedHealth Group Incorporated		
		.00000	46-2731176				Optum Pharmacy 702, LLC	.IN	NIA	OptumRx PBM of Illinois, Inc.	Ownership	100.000	UnitedHealth Group Incorporated		
		.00000	20-2719823				Optum Pharmacy 704, Inc.	.TX	NIA	BriovaRx of Florida, Inc.	Ownership	100.000	UnitedHealth Group Incorporated		
		.00000	55-0824381				Optum Pharmacy 705, LLC	.AL	NIA	BriovaRx of Maine, Inc.	Ownership	100.000	UnitedHealth Group Incorporated		
		.00000	74-3103518				Optum Pharmacy 706, Inc.	.NY	NIA	Salveo Specialty Pharmacy, Inc.	Ownership	100.000	UnitedHealth Group Incorporated		
		.00000	20-4515146				Optum Pharmacy 707, Inc.	.CA	NIA	Salveo Specialty Pharmacy, Inc.	Ownership	100.000	UnitedHealth Group Incorporated		
		.00000	27-2869469				Optum Pharmacy 800, Inc.	.AZ	NIA	Apothecary Holdings, Inc.	Ownership	100.000	UnitedHealth Group Incorporated		
		.00000	13-4318552				Optum Pharmacy 801, Inc.	.AZ	NIA	Apothecary Holdings, Inc.	Ownership	100.000	UnitedHealth Group Incorporated		
		.00000	26-4241458				Optum Pharmacy 803, Inc.	.AZ	NIA	Apothecary Holdings, Inc.	Ownership	100.000	UnitedHealth Group Incorporated		
		.00000	26-0583808				Optum Pharmacy 805, Inc.	.AZ	NIA	Apothecary Holdings, Inc.	Ownership	100.000	UnitedHealth Group Incorporated		
		.00000	27-0121303				Optum Pharmacy 806, Inc.	.CA	NIA	Apothecary Holdings, Inc.	Ownership	100.000	UnitedHealth Group Incorporated		
		.00000	20-4581265				Optum Public Sector Solutions, Inc.	.DE	NIA	OptumInsight, Inc.	Ownership	100.000	UnitedHealth Group Incorporated		
		.00000	46-3328009				Optum Rocket, Inc.	.DE	NIA	OptumInsight, Inc.	Ownership	100.000	UnitedHealth Group Incorporated		
		.00000	26-0543382				Optum Senior Services, LLC	.AL	NIA	Optum Hospice Pharmacy Services, LLC	Ownership	100.000	UnitedHealth Group Incorporated		
										Optum Operations (Ireland) Unlimited Company					
		.00000	98-1307821				Optum Services (Ireland) Limited	.JRL	NIA	Company	Ownership	100.000	UnitedHealth Group Incorporated		
		.00000	66-0870003				Optum Services (Puerto Rico) LLC	.PRI	NIA	UnitedHealthcare International III B.V.	Ownership	100.000	UnitedHealth Group Incorporated		

STATEMENT AS OF JUNE 30, 2021 OF THE Optum Insurance of Ohio, Inc.

SCHEDULE Y  
PART 1A - DETAIL OF INSURANCE HOLDING COMPANY SYSTEM

1	2	3	4	5	6	7	8	9	10	11	12	13	14	15	16
Group Code	Group Name	NAIC Company Code	ID Number	Federal RSSD	CIK	Name of Securities Exchange if Publicly Traded (U.S. or International)	Names of Parent, Subsidiaries Or Affiliates	Domi-ciliary Location	Relation-ship to Reporting Entity	Directly Controlled by (Name of Entity/Person)	Type of Control (Ownership, Board, Management, Attorney-in-Fact, Influence, Other)	If Control is Owner-ship Provide Percen-tage	Ultimate Controlling Entity(ies)/Person(s)	Is an SCA Filing Re-quired? (Y/N)	*
		.00000	45-4683454				Optum Services, Inc.		NIA	Optum, Inc.	Ownership	100.000	UnitedHealth Group Incorporated		
		.00000	98-1284698				Optum Solutions do Brasil – Tecnologia e Serviços de Suporte Ltda.	.BRA	NIA	Cemed Care – Empresa de Atendimento Clínico Geral Ltda.	Ownership	0.000	UnitedHealth Group Incorporated		
		.00000	98-1284698				Optum Solutions do Brasil – Tecnologia e Serviços de Suporte Ltda.	.BRA	NIA	Anil Assistência Médica Internacional S.A.	Ownership	100.000	UnitedHealth Group Incorporated		
		.00000	98-0644599				Optum Solutions UK Holdings Limited	.GBR	NIA	Optum Health & Technology Holdings (US), Inc.	Ownership	100.000	UnitedHealth Group Incorporated		
		.00000	46-5713629				Optum Technology, LLC		NIA	OptumInsight, Inc.	Ownership	100.000	UnitedHealth Group Incorporated		
		.00000	98-1097769				Optum UK Solutions Group Limited	.GBR	NIA	Optum Solutions UK Holdings Limited	Ownership	100.000	UnitedHealth Group Incorporated		
		.00000	98-1097769				Optum Venture Global Partners II, LP		NIA	Optum, Inc.	Ownership	99.000	UnitedHealth Group Incorporated		
		.00000					Optum Venture Partners III, LP	.DE	NIA	Optum, Inc.	Ownership	99.000	UnitedHealth Group Incorporated		
		.00000	85-0735012				Optum Washington Network, LLC	.WA	NIA	Collaborative Care Holdings, LLC	Ownership	93.000	UnitedHealth Group Incorporated		
		.00000	58-2205984				Optum Women's and Children's Health, LLC	.DE	NIA	My Wellness Solutions, LLC	Ownership	100.000	UnitedHealth Group Incorporated		
		.00000	30-0580620	3119994			Optum, Inc.	.DE	UIP	United HealthCare Services, Inc.	Ownership	100.000	UnitedHealth Group Incorporated		
		.00000	46-3983926	3119994			Optum360 Services, Inc.	.DE	NIA	Optum Rocket, Inc.	Ownership	69.000	UnitedHealth Group Incorporated		
		.00000	82-3446942				Optum360 Solutions, LLC	.DE	NIA	OptumInsight, Inc.	Ownership	100.000	UnitedHealth Group Incorporated		
		.00000	46-3328307				Optum360, LLC	.DE	NIA	Optum Rocket, Inc.	Ownership	69.000	UnitedHealth Group Incorporated		
		.00000	30-0940296				OptumCare ACO New Mexico, LLC	.DE	NIA	OptumCare New Mexico, LLC	Ownership	100.000	UnitedHealth Group Incorporated		
		.00000	83-3608739				OptumCare ACO West, LLC	.DE	NIA	Collaborative Care Holdings, LLC	Ownership	100.000	UnitedHealth Group Incorporated		
		.00000	47-1422097				OptumCare Clinical Trials, LLC	.DE	NIA	OptumCare Holdings, LLC	Ownership	100.000	UnitedHealth Group Incorporated		
		.00000	35-2597463				OptumCare Colorado ASC, LLC	.CO	NIA	OptumCare Colorado, LLC	Ownership	100.000	UnitedHealth Group Incorporated		
		.00000	47-2218380				OptumCare Colorado Springs, LLC	.CO	NIA	OptumCare Holdings Colorado, LLC	Ownership	100.000	UnitedHealth Group Incorporated		
		.00000	47-2196783				OptumCare Colorado, LLC	.CO	NIA	OptumCare Management, LLC	Ownership	100.000	UnitedHealth Group Incorporated		
		.00000	26-1508741				OptumCare Endoscopy Center New Mexico, LLC	.NM	NIA	OptumCare New Mexico, LLC	Ownership	100.000	UnitedHealth Group Incorporated		
		.00000	82-2227280				OptumCare Florida CI, LLC	.DE	NIA	OptumCare Florida, LLC	Ownership	100.000	UnitedHealth Group Incorporated		
		.00000	87-0408859				OptumCare Florida, LLC	.DE	NIA	OptumCare Holdings, LLC	Ownership	100.000	UnitedHealth Group Incorporated		
		.00000	30-0999065				OptumCare Holdings Colorado, LLC	.CO	NIA	OptumCare Colorado, LLC	Ownership	85.000	UnitedHealth Group Incorporated		
		.00000	56-2592163				OptumCare Holdings, LLC	.CA	NIA	Collaborative Care Holdings, LLC	Ownership	100.000	UnitedHealth Group Incorporated		
		.00000	95-4509662				OptumCare Management, LLC	.CA	NIA	OptumCare Holdings, LLC	Ownership	100.000	UnitedHealth Group Incorporated		
		.00000	20-4043287				OptumCare New Mexico, LLC	.DE	NIA	OptumCare Management, LLC	Ownership	100.000	UnitedHealth Group Incorporated		
		.00000	13-4138668				OptumCare New York IPA, Inc.	.NY	NIA	Inspiris, Inc.	Ownership	100.000	UnitedHealth Group Incorporated		
		.00000	93-1306308				OptumCare Portland, LLC	.OR	NIA	Physician(s) Owned	Influence	0.000	UnitedHealth Group Incorporated		1
		.00000	45-3462809				OptumCare South Florida, LLC	.FL	NIA	OptumCare Management, LLC	Ownership	100.000	UnitedHealth Group Incorporated		1
		.00000	84-3504842				OptumCare Specialty Practices, LLC	.DE	NIA	SC Affiliates, LLC	Ownership	100.000	UnitedHealth Group Incorporated		
		.00000	41-1591944				OptumHealth Care Solutions, LLC	.DE	NIA	OptumInsight, Inc.	Ownership	100.000	UnitedHealth Group Incorporated		
		.00000	47-1192395				OptumHealth Holdings, LLC	.DE	NIA	Optum, Inc.	Ownership	100.000	UnitedHealth Group Incorporated		
		.00000	98-1106868				OptumHealth International B.V.	.NLD	NIA	Catamaran S.á.r.l.	Ownership	100.000	UnitedHealth Group Incorporated		
		.00000	98-1106868				OptumInsight Holdings, LLC		NIA	Optum, Inc.	Ownership	100.000	UnitedHealth Group Incorporated		
		.00000	98-1401978				OptumInsight India Private Limited	.IND	NIA	The Advisory Board Company	Ownership	0.935	UnitedHealth Group Incorporated		
		.00000	98-1401978				OptumInsight India Private Limited	.IND	NIA	ABCO International Holdings, LLC	Ownership	99.065	UnitedHealth Group Incorporated		
		.00000	04-3383745				OptumInsight Life Sciences, Inc.		NIA	OptumInsight, Inc.	Ownership	100.000	UnitedHealth Group Incorporated		
		.00000	41-1858498				OptumInsight, Inc.	.DE	NIA	OptumInsight Holdings, LLC	Ownership	100.000	UnitedHealth Group Incorporated		
		.00000	75-2578509				OptumRx Administrative Services, LLC	.TX	UIP	OptumRx Holdings I, LLC	Ownership	100.000	UnitedHealth Group Incorporated		
		.00000	31-1728846				OptumRx Discount Card Services, LLC	.DE	NIA	OptumRx PBM of Illinois, Inc.	Ownership	100.000	UnitedHealth Group Incorporated		
		.00000	47-4734235				OptumRx Group Holdings, Inc.	.DE	UIP	Optum, Inc.	Ownership	100.000	UnitedHealth Group Incorporated		
		.00000	46-0666840				OptumRx Health Solutions, LLC	.DE	UIP	OptumRx Administrative Services, LLC	Ownership	100.000	UnitedHealth Group Incorporated		
		.00000	80-0870454				OptumRx Holdings I, LLC	.DE	UIP	OptumRx Group Holdings, Inc.	Ownership	100.000	UnitedHealth Group Incorporated		
		.00000	80-0870454				OptumRx Holdings, LLC	.DE	NIA	Optum, Inc.	Ownership	100.000	UnitedHealth Group Incorporated		
		.00000	34-1472211				OptumRx Home Delivery of Ohio, LLC	.OH	NIA	OptumRx Health Solutions, LLC	Ownership	100.000	UnitedHealth Group Incorporated		
		.00000	20-0218027				OptumRx IPA III, Inc.	.NY	NIA	OptumRx PBM of Maryland, LLC	Ownership	100.000	UnitedHealth Group Incorporated		
		.00000	20-0151096				OptumRx NY IPA, Inc.	.NY	NIA	OptumRx, Inc.	Ownership	100.000	UnitedHealth Group Incorporated		
		.00000	27-3419292				OptumRx of Pennsylvania, LLC	.DE	NIA	OptumRx Health Solutions, LLC	Ownership	100.000	UnitedHealth Group Incorporated		
		.00000	11-2581812				OptumRx PBM of Illinois, Inc.	.DE	NIA	OptumRx Administrative Services, LLC	Ownership	100.000	UnitedHealth Group Incorporated		
		.00000	88-0361447				OptumRx PBM of Maryland, LLC	.NV	UDP	OptumRx Health Solutions, LLC	Ownership	100.000	UnitedHealth Group Incorporated		

SCHEDULE Y  
PART 1A - DETAIL OF INSURANCE HOLDING COMPANY SYSTEM

1	2	3	4	5	6	7	8	9	10	11	12	13	14	15	16
Group Code	Group Name	NAIC Company Code	ID Number	Federal RSSD	CIK	Name of Securities Exchange if Publicly Traded (U.S. or International)	Names of Parent, Subsidiaries Or Affiliates	Domi-ciliary Location	Relation-ship to Reporting Entity	Directly Controlled by (Name of Entity/Person)	Type of Control (Ownership, Board, Management, Attorney-in-Fact, Influence, Other)	If Control is Owner-ship Provide Percen-tage	Ultimate Controlling Entity(ies)/Person(s)	Is an SCA Filing Re-quired? (Y/N)	*
		.00000	03-0592263				OptumRx PBM of Pennsylvania, LLC	.PA	.NIA	OptumRx of Pennsylvania, LLC	Ownership	100.000	UnitedHealth Group Incorporated		
		.00000	38-3693753				OptumRx PBM of Wisconsin, LLC	.WI	.NIA	OptumRx PBM of Illinois, Inc.	Ownership	100.000	UnitedHealth Group Incorporated		
		.00000	16-1767416				OptumRx PD of Pennsylvania, LLC	.PA	.NIA	OptumRx of Pennsylvania, LLC	Ownership	100.000	UnitedHealth Group Incorporated		
		.00000	88-0373347				OptumRx Pharmacy of Nevada, Inc.	.NV	.NIA	OptumRx Health Solutions, LLC	Ownership	100.000	UnitedHealth Group Incorporated		
		.00000	47-3146510				OptumRx Pharmacy, Inc.	.DE	.NIA	OptumRx, Inc.	Ownership	100.000	UnitedHealth Group Incorporated		
		.00000	33-0441200				OptumRx, Inc.	.CA	.NIA	OptumRx Holdings, LLC	Ownership	100.000	UnitedHealth Group Incorporated		
		.00000	52-2016292				OptumServe Technology Services, Inc.	.MD	.NIA	OptumInsight, Inc.	Ownership	100.000	UnitedHealth Group Incorporated		
		.00000	27-3674492				Oregon Healthcare Resources, LLC	.OR	.NIA	OHR Physician Group, P.C.	Ownership	100.000	UnitedHealth Group Incorporated		.1
		.00000	22-3883387				Oregon Outpatient Surgery Center, LLC	.OR	.NIA	Providence & SCA Off-Campus Holdings, LLC	Ownership	51.180	UnitedHealth Group Incorporated		.2
		.00000	59-3125869				Orlando Center for Outpatient Surgery, L.P.	.GA	.NIA	Surgical Health Of Orlando, LLC	Ownership	51.000	UnitedHealth Group Incorporated		.2
		.00000	59-3125869				Orlando Center for Outpatient Surgery, L.P.	.GA	.NIA	Surgical Health, LLC	Ownership	10.864	UnitedHealth Group Incorporated		
		.00000	46-2742615				Orthology Inc.	.DE	.NIA	ProHEALTH Medical Management, LLC	Ownership	100.000	UnitedHealth Group Incorporated		
		.00000	13-3960641				OrthoNet Holdings, Inc.	.DE	.NIA	OptumHealth Care Solutions, LLC	Ownership	100.000	UnitedHealth Group Incorporated		
		.00000	13-3818652				OrthoNet LLC	.NY	.NIA	OrthoNet Holdings, Inc.	Ownership	100.000	UnitedHealth Group Incorporated		
		.00000	13-4025898				OrthoNet New York IPA, Inc.	.NY	.NIA	OrthoNet Holdings, Inc.	Ownership	100.000	UnitedHealth Group Incorporated		
		.00000	26-2884306				OrthoNet of the South, Inc.	.DE	.NIA	OrthoNet Holdings, Inc.	Ownership	100.000	UnitedHealth Group Incorporated		
		.00000	46-1581769				OrthoNet Services, Inc.	.DE	.NIA	OrthoNet Holdings, Inc.	Ownership	100.000	UnitedHealth Group Incorporated		
		.00000	20-0221966				OrthoNet West, Inc.	.DE	.NIA	OrthoNet Holdings, Inc.	Ownership	100.000	UnitedHealth Group Incorporated		
							Orthopedic Surgery Center of Palm Beach County, LLC	.FL	.NIA	SCA-Palm Beach, LLC	Ownership	26.500	UnitedHealth Group Incorporated		.2
		.00000	81-2594417				OrthoWest MSO, LLC	.DE	.NIA	OptumCare Specialty Practices, LLC	Ownership	50.000	UnitedHealth Group Incorporated		.2
		.00000	41-1921007				Ovations, Inc.	.DE	.NIA	United HealthCare Services, Inc.	Ownership	100.000	UnitedHealth Group Incorporated		
		.00000	06-1587795				Oxford Benefit Management, Inc.	.CT	.NIA	Oxford Health Plans LLC	Ownership	100.000	UnitedHealth Group Incorporated		
.0707	UnitedHealth Group Incorporated	.78026	22-2797560				Oxford Health Insurance, Inc.	.NY	.IA	UnitedHealthcare Insurance Company	Ownership	100.000	UnitedHealth Group Incorporated		
.0707	UnitedHealth Group Incorporated	.96798	06-1181201				Oxford Health Plans (CT), Inc.	.CT	.IA	Oxford Health Plans LLC	Ownership	100.000	UnitedHealth Group Incorporated		
.0707	UnitedHealth Group Incorporated	.95506	22-2745725				Oxford Health Plans (NJ), Inc.	.NJ	.IA	Oxford Health Plans LLC	Ownership	100.000	UnitedHealth Group Incorporated		
.0707	UnitedHealth Group Incorporated	.95479	06-1181200				Oxford Health Plans (NY), Inc.	.NY	.IA	Oxford Health Plans LLC	Ownership	100.000	UnitedHealth Group Incorporated		
.0707	UnitedHealth Group Incorporated	.00000	52-2443751				Oxford Health Plans LLC	.DE	.NIA	UnitedHealth Group Incorporated	Ownership	100.000	UnitedHealth Group Incorporated		
		.00000	27-0008097				P2P Link, LLC	.DE	.NIA	SRPS, LLC	Ownership	100.000	UnitedHealth Group Incorporated		
		.00000	75-2857077				Pacific Casualty Company, Inc.	.HI	.NIA	USHEALTH Group, Inc.	Ownership	100.000	UnitedHealth Group Incorporated		
							PacifiCare Life and Health Insurance Company								
.0707	UnitedHealth Group Incorporated	.70785	35-1137395					.IN	.IA	United HealthCare Services, Inc.	Ownership	100.000	UnitedHealth Group Incorporated		
.0707	UnitedHealth Group Incorporated	.84506	95-2829463				PacifiCare Life Assurance Company	.CO	.IA	United HealthCare Services, Inc.	Ownership	100.000	UnitedHealth Group Incorporated		
.0707	UnitedHealth Group Incorporated	.95617	94-3267522				PacifiCare of Arizona, Inc.	.AZ	.IA	United HealthCare Services, Inc.	Ownership	100.000	UnitedHealth Group Incorporated		
.0707	UnitedHealth Group Incorporated	.95434	84-1011378				PacifiCare of Colorado, Inc.	.CO	.IA	United HealthCare Services, Inc.	Ownership	100.000	UnitedHealth Group Incorporated		
.0707	UnitedHealth Group Incorporated	.95685	86-0875231				PacifiCare of Nevada, Inc.	.UT	.IA	United HealthCare Services, Inc.	Ownership	100.000	UnitedHealth Group Incorporated		
.0707	UnitedHealth Group Incorporated	.00000	98-1444613				Pacífico S.A. Entidad Prestadora de Salud	.PER	.NIA	Empremédica S. A.	Ownership	50.000	UnitedHealth Group Incorporated		
		.00000	48-1255983				Panama City Surgery Center, LLC		.NIA	SCA-Panama City Holdings, LLC	Ownership	53.558	UnitedHealth Group Incorporated		
		.00000	45-1484375				Park Hill Surgery Center, LLC	.TX	.NIA	Surgical Care Affiliates, LLC	Influence	51.000	UnitedHealth Group Incorporated		
		.00000	20-4127100				Parkway Surgery Center, LLC	.DE	.NIA	SCA-Hagerstown, LLC	Ownership	78.400	UnitedHealth Group Incorporated		
		.00000	20-4127100				Patrimonio Autónomo Nueva Clínica	.COL	.NIA	Clínica del Country S.A.S.	Ownership	65.180	UnitedHealth Group Incorporated		
		.00000					Patrimonio Autónomo Nueva Clínica	.COL	.NIA	Promotora Country S.A.	Ownership	0.230	UnitedHealth Group Incorporated		
		.00000					Patrimonio Autónomo Nueva Clínica	.COL	.NIA	Banmedica Internacional SpA	Ownership	9.670	UnitedHealth Group Incorporated		
		.00000	62-1451147				Payment Resolution Services, LLC		.NIA	OptumInsight, Inc.	Ownership	100.000	UnitedHealth Group Incorporated		
		.00000	75-3265056				PCCOV, Inc.	.CA	.NIA	PrimeCare Medical Network, Inc.	Ownership	100.000	UnitedHealth Group Incorporated		
		.00000	47-2429625				Penzo Enterprises, LLC	.DE	.NIA	OptumRx Holdings, LLC	Ownership	100.000	UnitedHealth Group Incorporated		
										New Orleans Regional Physician Hospital Organization, L.L.C.	Ownership	100.000	UnitedHealth Group Incorporated		
.0707	UnitedHealth Group Incorporated	.13607	20-5662149				Peoples Health, Inc.	.LA	.IA	ProHEALTH Medical Management, LLC	Ownership	100.000	UnitedHealth Group Incorporated		
.0707	UnitedHealth Group Incorporated	.00000	20-5608977				Perham Physical Therapy, LTD	.MN	.NIA		Ownership	100.000	UnitedHealth Group Incorporated		
							Perimeter Center for Outpatient Surgery, L.P.	.GA	.NIA	SHC Atlanta, LLC	Ownership	38.757	UnitedHealth Group Incorporated		.2
							Pharmaceutical Technologies Independent Practice Association, LLC	.NY	.NIA	Pharmaceutical Technologies, Inc.	Ownership	100.000	UnitedHealth Group Incorporated		.2
		.00000	47-5449645				Pharmaceutical Technologies, Inc.	.NE	.NIA	Diplomat Pharmacy, Inc.	Ownership	100.000	UnitedHealth Group Incorporated		
		.00000	47-0764793												

**SCHEDULE Y**  
**PART 1A - DETAIL OF INSURANCE HOLDING COMPANY SYSTEM**

1	2	3	4	5	6	7	8	9	10	11	12	13	14	15	16
Group Code	Group Name	NAIC Company Code	ID Number	Federal RSSD	CIK	Name of Securities Exchange if Publicly Traded (U.S. or International)	Names of Parent, Subsidiaries Or Affiliates	Domi-ciliary Location	Relation-ship to Reporting Entity	Directly Controlled by (Name of Entity/Person)	Type of Control (Ownership, Board, Management, Attorney-in-Fact, Influence, Other)	If Control is Owner-ship Provide Percen-tage	Ultimate Controlling Entity(ies)/Person(s)	Is an SCA Filing Re-quired? (Y/N)	*
0707	UnitedHealth Group Incorporated	00000	35-2288416				PHC Subsidiary Holdings, LLC	TX	NIA	United HealthCare Services, Inc.	Ownership	100.000	UnitedHealth Group Incorporated		
		00000	81-2902954				Physician Alliance of the Rockies, LLC	CO	NIA	New West Physicians, Inc.	Ownership	100.000	UnitedHealth Group Incorporated		
		00000	30-0516435				Physician Partners Medical Group, Inc.	CA	NIA	Physician(s) Owned	Influence	0.000	UnitedHealth Group Incorporated		.1
		00000	91-1822767				Physicians Care Network, L.L.C.	WA	NIA	Physician(s) Owned	Influence	0.000	UnitedHealth Group Incorporated		.1
		00000	59-3438026				Physicians Day Surgery Center, LLC	FL	NIA	SCA-Naples, LLC	Ownership	51.000	UnitedHealth Group Incorporated		.1
		11494	04-3677255				Physicians Health Choice of Texas, LLC	TX	IA	PHC Subsidiary Holdings, LLC	Ownership	100.000	UnitedHealth Group Incorporated		
		00000	52-1162824				Physicians Health Plan of Maryland, Inc.	MD	NIA	United HealthCare Services, Inc.	Ownership	100.000	UnitedHealth Group Incorporated		
		00000	20-5170962				Physicians' Surgery Center of Downey, LLC	CA	NIA	SCA-AppleCare Partners, LLC	Ownership	59.998	UnitedHealth Group Incorporated		
		00000	84-1498816				Pinnacle III, LLC	CO	NIA	SCA Pinnacle Holdings, LLC	Ownership	100.000	UnitedHealth Group Incorporated		
		00000	98-1388873				Piano de Saúde Ana Costa Ltda.	BRA	NIA	Santos Administração e Participações S.A. Amil Assistência Médica Internacional S.A.	Ownership	25.140	UnitedHealth Group Incorporated		
		00000	98-1388873				Piano de Saúde Ana Costa Ltda.	BRA	NIA		Ownership	74.860	UnitedHealth Group Incorporated		
		00000	66-0742844				Plus One Health Management Puerto Rico, Inc.	PRI	NIA	Plus One Holdings, Inc.	Ownership	100.000	UnitedHealth Group Incorporated		
		00000	13-3613705				Plus One Holdings, Inc.		NIA	OptumHealth Care Solutions, LLC	Ownership	100.000	UnitedHealth Group Incorporated		
		00000	80-0670247				PMI Acquisition, LLC	DE	NIA	Progressive Enterprises Holdings, Inc.	Ownership	100.000	UnitedHealth Group Incorporated		
		00000	26-3148744				PMSI Holdings, LLC	DE	NIA	Progressive Enterprises Holdings, Inc.	Ownership	100.000	UnitedHealth Group Incorporated		
		00000	59-3166848				PMSI Settlement Solutions, LLC	FL	NIA	PMSI Holdings, LLC	Ownership	100.000	UnitedHealth Group Incorporated		
		00000	56-2422696				PMSI, LLC	FL	NIA	PMSI Holdings, LLC	Ownership	100.000	UnitedHealth Group Incorporated		
		00000	98-1083164				Polar II Fundo de Investimento em Participações Multiestrategia	BRA	NIA	UnitedHealthcare International IV S.á r.l.	Ownership	100.000	UnitedHealth Group Incorporated		
		00000	47-5563848				Polo Holdco, LLC		NIA	Collaborative Care Holdings, LLC	Ownership	80.100	UnitedHealth Group Incorporated		
		00000	83-3042027				Polyclinic Holdings, P.C.	WA	NIA	Physician(s) Owned	Influence	0.000	UnitedHealth Group Incorporated		.1
		00000	46-0508606				Polyclinic Management Services Company, LLC	WA	NIA	The Polyclinic, PLLC	Ownership	100.000	UnitedHealth Group Incorporated		.1
		00000	46-5415205				POMCO Network, Inc.	NY	NIA	POMCO, Inc.	Ownership	100.000	UnitedHealth Group Incorporated		.1
		00000	15-0581348				POMCO, Inc.	NY	NIA	UMR, Inc.	Ownership	100.000	UnitedHealth Group Incorporated		
		00000	33-0261822				Pomerado Outpatient Surgical Center, Inc.	CA	NIA	ASC Network, LLC	Ownership	100.000	UnitedHealth Group Incorporated		
		00000	33-0752699				Pomerado Outpatient Surgical Center, L.P.	CA	NIA	Pomerado Outpatient Surgical Center, Inc.	Ownership	51.500	UnitedHealth Group Incorporated		
		00000	30-0844501				Post-Acute Care Center for Research, LLC	DE	NIA	naviHealth, Inc.	Ownership	100.000	UnitedHealth Group Incorporated		
		00000	27-1454121				PPH Holdings, LLC	DE	NIA	Practice Partners in Healthcare, LLC	Ownership	100.000	UnitedHealth Group Incorporated		
		00000	24-1453981				PPH Management Company, L.L.C.	DE	NIA	Practice Partners in Healthcare, LLC	Ownership	100.000	UnitedHealth Group Incorporated		
		00000	26-4490039				PPH-Columbia, Inc.	DE	NIA	Practice Partners in Healthcare, LLC	Ownership	100.000	UnitedHealth Group Incorporated		
		00000	26-4489980				PPH-Gardendale, Inc.	DE	NIA	Practice Partners in Healthcare, LLC	Ownership	100.000	UnitedHealth Group Incorporated		
		00000	76-0770414				Practice Partners in Healthcare, LLC	DE	NIA	SCA-Practice Partners Holdings, LLC	Ownership	100.000	UnitedHealth Group Incorporated		
		00000	65-0683927				Preferred Care Partners Holding, Corp.	FL	NIA	United HealthCare Services, Inc.	Ownership	100.000	UnitedHealth Group Incorporated		
		00000	26-1845018				Preferred Care Partners Medical Group, Inc.	FL	NIA	Preferred Care Partners Holding, Corp.	Ownership	100.000	UnitedHealth Group Incorporated		
		11176	65-0885893				Preferred Care Partners, Inc.	FL	IA	Preferred Care Partners Holding, Corp.	Ownership	100.000	UnitedHealth Group Incorporated		
		00000	75-3265059				Premier Choice ACO, Inc.	CA	NIA	PrimeCare Medical Network, Inc.	Ownership	100.000	UnitedHealth Group Incorporated		
		00000	72-1378216				Premier Surgery Center of Louisville, L.P.	TN	NIA	SCA Premier Surgery Center of Louisville, LLC	Ownership	51.000	UnitedHealth Group Incorporated		
		00000	20-1499748				Premiere Medical Resources, LLC	DE	NIA	Unity Health Network, LLC	Ownership	100.000	UnitedHealth Group Incorporated		
		00000	33-0527335				Primary Care Associated Medical Group, Inc.	CA	NIA	NAHM Medical Group Holdings, Inc.	Ownership	100.000	UnitedHealth Group Incorporated		.1
		00000	30-0516440				Prime Community Care, Inc.	CA	NIA	Physician(s) Owned	Influence	0.000	UnitedHealth Group Incorporated		.1
		00000	88-0253112				Prime Health, Inc.	NV	NIA	Sierra Health Services, Inc.	Ownership	100.000	UnitedHealth Group Incorporated		.1
		00000	33-0645768				PrimeCare Medical Group of Chino Valley, Inc.		NIA	Physician(s) Owned	Influence	0.000	UnitedHealth Group Incorporated		.1
		00000	33-0607478				PrimeCare Medical Network, Inc.	CA	NIA	NAHM Holdings, Inc.	Ownership	100.000	UnitedHealth Group Incorporated		.1
		00000	87-0757397				PrimeCare of Citrus Valley, Inc.	CA	NIA	PrimeCare Medical Network, Inc.	Ownership	80.000	UnitedHealth Group Incorporated		
		00000	33-0674407				PrimeCare of Corona, Inc.	CA	NIA	PrimeCare Medical Network, Inc.	Ownership	100.000	UnitedHealth Group Incorporated		
		00000	33-0674401				PrimeCare of Hemet Valley, Inc.	CA	NIA	PrimeCare Medical Network, Inc.	Ownership	100.000	UnitedHealth Group Incorporated		
		00000	33-0674408				PrimeCare of Inland Valley, Inc.	CA	NIA	PrimeCare Medical Network, Inc.	Ownership	100.000	UnitedHealth Group Incorporated		
		00000	33-0674402				PrimeCare of Moreno Valley, Inc.	CA	NIA	PrimeCare Medical Network, Inc.	Ownership	100.000	UnitedHealth Group Incorporated		
		00000	33-0674400				PrimeCare of Redlands, Inc.	CA	NIA	PrimeCare Medical Network, Inc.	Ownership	100.000	UnitedHealth Group Incorporated		
		00000	33-0674404				PrimeCare of Riverside, Inc.	CA	NIA	PrimeCare Medical Network, Inc.	Ownership	100.000	UnitedHealth Group Incorporated		

**SCHEDULE Y**  
**PART 1A - DETAIL OF INSURANCE HOLDING COMPANY SYSTEM**

1	2	3	4	5	6	7	8	9	10	11	12	13	14	15	16
Group Code	Group Name	NAIC Company Code	ID Number	Federal RSSD	CIK	Name of Securities Exchange if Publicly Traded (U.S. or International)	Names of Parent, Subsidiaries Or Affiliates	Domi-ciliary Location	Relation-ship to Reporting Entity	Directly Controlled by (Name of Entity/Person)	Type of Control (Ownership, Board, Management, Attorney-in-Fact, Influence, Other)	If Control is Ownership Provide Percentage	Ultimate Controlling Entity(ies)/Person(s)	Is an SCA Filing Re-quired? (Y/N)	*
		.00000	14-1915328				PrimeCare of San Bernardino, Inc. ....	..CA	..NIA	PrimeCare Medical Network, Inc. ....	Ownership.....	100.000	UnitedHealth Group Incorporated .....		
		.00000	33-0698439				PrimeCare of Sun City, Inc. ....	..CA	..NIA	PrimeCare Medical Network, Inc. ....	Ownership.....	100.000	UnitedHealth Group Incorporated .....		
		.00000	33-0674409				PrimeCare of Temecula, Inc. ....	..CA	..NIA	PrimeCare Medical Network, Inc. ....	Ownership.....	100.000	UnitedHealth Group Incorporated .....		
		.00000	14-1873402				Procura Management, Inc. ....	..DE	..NIA	Healthcare Solutions, Inc. ....	Ownership.....	100.000	UnitedHealth Group Incorporated .....		
		.00000	27-4371197				Progressive Enterprises Holdings, Inc. ....	..DE	..NIA	OptumRx, Inc. ....	Ownership.....	100.000	UnitedHealth Group Incorporated .....		
		.00000	31-1192384				Progressive Medical, LLC .....	..OH	..NIA	PMI Acquisition, LLC .....	Ownership.....	100.000	UnitedHealth Group Incorporated .....		
							ProHEALTH Accountable Care Medical Group, PLLC .....	..NY	..NIA	ProHEALTH Care Associates, L.L.P. ....	Ownership.....	100.000	UnitedHealth Group Incorporated .....		
		.00000	45-4469117				ProHEALTH Ambulatory Surgery Center, Inc. ....	..NY	..NIA	Physician(s) Owned .....	Influence.....	0.000	UnitedHealth Group Incorporated .....		..1
		.00000	11-3447394				ProHEALTH Care Associates of New Jersey LLP .....	..NJ	..NIA	Physician(s) Owned .....	Influence.....	0.000	UnitedHealth Group Incorporated .....		..1
		.00000	47-5656253				ProHEALTH Care Associates, L.L.P. ....	..NY	..NIA	ProHEALTH Medical NY, P.C. ....	Ownership.....	51.000	UnitedHealth Group Incorporated .....		..1
		.00000	11-3355604				ProHEALTH Medical Management, LLC .....	..DE	..NIA	Collaborative Care Holdings, LLC .....	Ownership.....	100.000	UnitedHealth Group Incorporated .....		..1
		.00000	47-1049961				ProHEALTH Medical NY, P.C. ....	..NY	..NIA	Physician(s) Owned .....	Influence.....	0.000	UnitedHealth Group Incorporated .....		..1
		.00000	47-1388406				ProHealth Physicians ACO, LLC .....	..CT	..NIA	ProHealth Physicians, Inc. ....	Ownership.....	100.000	UnitedHealth Group Incorporated .....		..1
		.00000	45-5470737				ProHealth Physicians, Inc. ....	..CT	..NIA	Polo Holcdo, LLC .....	Ownership.....	100.000	UnitedHealth Group Incorporated .....		
		.00000	06-1446075				ProHealth Physicians, P.C. ....	..CT	..NIA	Physician(s) Owned .....	Influence.....	0.000	UnitedHealth Group Incorporated .....		..1
		.00000	06-1469068				ProHealth Proton Center Management, LLC .....	..DE	..NIA	ProHEALTH Medical Management, LLC .....	Ownership.....	100.000	UnitedHealth Group Incorporated .....		..1
		.00000	32-0455430				ProHEALTH Urgent Care Medicine of New Jersey LLP .....	..NJ	..NIA	Physician(s) Owned .....	Influence.....	0.000	UnitedHealth Group Incorporated .....		..1
		.00000	47-5661535				ProHEALTH Urgent Care Medicine, PLLC .....	..NY	..NIA	ProHEALTH Care Associates, L.L.P. ....	Ownership.....	100.000	UnitedHealth Group Incorporated .....		..1
		.00000	46-1883579				ProHealth/CareMount Dental Management, LLC .....	..NY	..NIA	CareMount Dental Member, LLC .....	Ownership.....	46.000	UnitedHealth Group Incorporated .....		..2
		.00000	46-1883579				Promotora Country S.A. ....	..COL	..NIA	Banmedica S.A. ....	Ownership.....	50.000	UnitedHealth Group Incorporated .....		..2
		.00000	22-3493126				Pronounced Health Solutions, Inc. ....	..PER	..NIA	My Wellness Solutions, LLC .....	Ownership.....	100.000	UnitedHealth Group Incorporated .....		
		.00000	98-1444638				Prosemedic S.A.C. ....	..PER	..NIA	Pacifico S.A. Entidad Prestadora de Salud .....	Ownership.....	80.000	UnitedHealth Group Incorporated .....		
		.00000	85-0775386				Prospero Health Partners Florida, Inc. ....	..NY	..NIA	Physician(s) Owned .....	Influence.....	0.000	UnitedHealth Group Incorporated .....		..1
		.00000	82-2400620				Prospero Health Partners New York, P.C. ....	..NY	..NIA	Physician(s) Owned .....	Influence.....	0.000	UnitedHealth Group Incorporated .....		..1
							Prospero Health Partners North Carolina, P.C. ....	..NC	..NIA	Physician(s) Owned .....	Influence.....	0.000	UnitedHealth Group Incorporated .....		..1
		.00000	84-4569314				Prospero Health Partners, P.C. ....	..MN	..NIA	Physician(s) Owned .....	Influence.....	0.000	UnitedHealth Group Incorporated .....		..1
		.00000	84-3234753				Prospero Management Services, LLC .....	..DE	..NIA	Triple Aim Partners, LLC .....	Ownership.....	100.000	UnitedHealth Group Incorporated .....		..1
		.00000	83-4217561				Prospero Medical Services New Jersey, P.C. ....	..NJ	..NIA	Physician(s) Owned .....	Influence.....	0.000	UnitedHealth Group Incorporated .....		..1
		.00000	84-3844362				Providence & SCA Off-Campus Holdings, LLC .....	..DE	..NIA	SCA-Portland, LLC .....	Ownership.....	40.000	UnitedHealth Group Incorporated .....		..2
		.00000	82-3765555				Providence & SCA On-Campus Holdings, LLC .....	..DE	..NIA	SCA-Portland, LLC .....	Ownership.....	20.000	UnitedHealth Group Incorporated .....		..2
		.00000	82-3270499				Providence & SCA Outreach Markets Holdings, LLC .....	..DE	..NIA	SCA-Portland, LLC .....	Ownership.....	49.000	UnitedHealth Group Incorporated .....		..2
		.00000	83-1591205				PS Center, LLC .....	..CA	..NIA	Beach Surgical Holdings II, LLC .....	Ownership.....	100.000	UnitedHealth Group Incorporated .....		..2
		.00000	90-0876656				PSC Bellevue, LLC .....	..NE	..NIA	Pharmaceutical Technologies, Inc. ....	Ownership.....	100.000	UnitedHealth Group Incorporated .....		..2
		.00000	46-1061132				PSC Coventry, LLC .....	..NE	..NIA	Pharmaceutical Technologies, Inc. ....	Ownership.....	100.000	UnitedHealth Group Incorporated .....		
		.00000	46-1371723				PSC Properties, LLC .....	..NE	..NIA	Pharmaceutical Technologies, Inc. ....	Ownership.....	100.000	UnitedHealth Group Incorporated .....		
		.00000	46-1367698				Psychiatry Services of New York, P.C. ....	..NY	..NIA	Physician(s) Owned .....	Influence.....	0.000	UnitedHealth Group Incorporated .....		..1
		.00000	85-0921665				Pulse Platform, LLC .....	..DE	..NIA	Rally Health, Inc. ....	Ownership.....	100.000	UnitedHealth Group Incorporated .....		..1
		.00000	85-0921665				Qol Acquisition Holdings Corp. ....	..DE	..NIA	Genoa Healthcare, Inc. ....	Ownership.....	100.000	UnitedHealth Group Incorporated .....		
		.00000	46-3901920				R Cubed, Inc. ....	..TN	..NIA	naviHealth SM Holdings, Inc. ....	Ownership.....	100.000	UnitedHealth Group Incorporated .....		
		.00000	62-1804707				Rally Health, Inc. ....	..DE	..NIA	Optum Digital Health Holdings, LLC .....	Ownership.....	100.000	UnitedHealth Group Incorporated .....		
		.00000	35-2493256				Real Appeal, Inc. ....	..DE	..NIA	Rally Health, Inc. ....	Ownership.....	100.000	UnitedHealth Group Incorporated .....		
		.00000	80-0947972				Redlands Ambulatory Surgery Center .....	..CA	..NIA	Redlands-SCA Surgery Centers, Inc. ....	Ownership.....	54.000	UnitedHealth Group Incorporated .....		
		.00000	94-3115625				Redlands Family Practice Medical Group, Inc. ....	..CA	..NIA	Physician(s) Owned .....	Influence.....	0.000	UnitedHealth Group Incorporated .....		..1
		.00000	56-2627067				Redlands-SCA Surgery Centers, Inc. ....	..CA	..NIA	SC Affiliates, LLC .....	Ownership.....	100.000	UnitedHealth Group Incorporated .....		..1
		.00000	94-3115627				Reliant Medical Group The Endoscopy Center, LLC .....	..MA	..NIA	Reliant Medical Group, Inc. ....	Ownership.....	100.000	UnitedHealth Group Incorporated .....		..1
		.00000	20-5251393				Reliant Medical Group, Inc. ....	..MA	..NIA	Physician(s) Owned .....	Influence.....	0.000	UnitedHealth Group Incorporated .....		..1
		.00000	04-2472266				Reliant MSO, LLC .....	..DE	..NIA	Collaborative Care Holdings, LLC .....	Ownership.....	100.000	UnitedHealth Group Incorporated .....		..1
		.00000	82-3745100				Research Surgical Center LLC .....	..CO	..NIA	PPH Holdings, LLC .....	Ownership.....	51.000	UnitedHealth Group Incorporated .....		
		.00000	46-0558032												

SCHEDULE Y  
PART 1A - DETAIL OF INSURANCE HOLDING COMPANY SYSTEM

1	2	3	4	5	6	7	8	9	10	11	12	13	14	15	16
Group Code	Group Name	NAIC Company Code	ID Number	Federal RSSD	CIK	Name of Securities Exchange if Publicly Traded (U.S. or International)	Names of Parent, Subsidiaries Or Affiliates	Domi-ciliary Location	Relation-ship to Reporting Entity	Directly Controlled by (Name of Entity/Person)	Type of Control (Ownership, Board, Management, Attorney-in-Fact, Influence, Other)	If Control is Owner-ship Provide Percen-tage	Ultimate Controlling Entity(ies)/Person(s)	Is an SCA Filing Re-quired? (Y/N)	*
		.00000	45-2515438				RightCare Solutions, Inc. ....	.DE	NIA	naviHealth, Inc. ....	Ownership.....	100.000	UnitedHealth Group Incorporated		
		.00000	46-0758315				River Valley ASC, LLC .....	.CT	NIA	SCA-River Valley, LLC .....	Ownership.....	58.312	UnitedHealth Group Incorporated		
		.00000	33-0055097				Riverside Community Healthplan Medical Group, Inc. ....	.CA	NIA	NAMM Medical Group Holdings, Inc. ....	Ownership.....	100.000	UnitedHealth Group Incorporated		.1
		.00000	33-0055097				Riverside Corporate Wellness, LLC .....	.WI	NIA	United HealthCare Services, Inc. ....	Ownership.....	50.000	UnitedHealth Group Incorporated		.1
		.00000	20-3420379				Riverside Electronic Healthcare Resources, Inc. ....	.CA	NIA	Riverside Community Healthplan Medical Group, Inc. ....	Ownership.....	100.000	UnitedHealth Group Incorporated		.1
		.00000	32-0500242				Riverside Medical Management, LLC .....	.DE	NIA	ProHEALTH Medical Management, LLC .....	Ownership.....	100.000	UnitedHealth Group Incorporated		.1
		.00000	22-3624559				Riverside Pediatric Group, P.C. ....	.NJ	NIA	Physician(s) Owned .....	Influence.....	0.000	UnitedHealth Group Incorporated		.1
		.00000	83-2735771				Riverside Surgical Center of Meadowlands, LLC .....	.NJ	NIA	SCA-Riverside Partners, LLC .....	Ownership.....	100.000	UnitedHealth Group Incorporated		.1
		.00000	83-2722082				Riverside Surgical Center of Newark, LLC .....	.NJ	NIA	SCA-Riverside Partners, LLC .....	Ownership.....	90.000	UnitedHealth Group Incorporated		
		.00000	86-0857176				Robert B. McBeath, M.D. II, P.C. ....	.NV	NIA	Physician(s) Owned .....	Influence.....	0.000	UnitedHealth Group Incorporated		.1
		.00000	46-2662506				Robert B. McBeath, M.D. III, P.C. ....	.NV	NIA	Robert B. McBeath, M.D. II, P.C. ....	Ownership.....	100.000	UnitedHealth Group Incorporated		.1
		.00000	88-0310956				Robert B. McBeath, M.D., Professional Corporation .....	.NV	NIA	Physician(s) Owned .....	Influence.....	0.000	UnitedHealth Group Incorporated		.1
		.00000	04-3713185				Rockville Eye Surgery Center, LLC .....	.MD	NIA	SCA Palisades Holdings, LLC .....	Ownership.....	55.000	UnitedHealth Group Incorporated		.1
.0707	UnitedHealth Group Incorporated	.95482	84-0614905				Rocky Mountain Health Maintenance Organization, Incorporated .....	.CO	.IA	United HealthCare Services, Inc. ....	Ownership.....	100.000	UnitedHealth Group Incorporated		
.0707	UnitedHealth Group Incorporated	.00000	84-1224718				Rocky Mountain HealthCare Options, Inc. ....	.CO	NIA	Rocky Mountain Health Maintenance Organization, Incorporated .....	Ownership.....	100.000	UnitedHealth Group Incorporated		
		.00000	83-0521940				Sacred Heart ASC, LLC .....	.FL	NIA	SVHS-SCA Florida JV, LLC .....	Ownership.....	55.000	UnitedHealth Group Incorporated		
		.00000	83-0521940				Saden S.A. ....	.CHL	NIA	Clínica Dávila y Servicios Médicos S.p.A. ....	Ownership.....	0.077	UnitedHealth Group Incorporated		
		.00000					Saden S.A. ....	.CHL	NIA	BanMédica S.A. ....	Ownership.....	99.923	UnitedHealth Group Incorporated		
		.00000	85-2734753				Salem JV Holdings, LLC .....		NIA	Surgicare of Salem, LLC .....	Ownership.....	51.000	UnitedHealth Group Incorporated		
		.00000	74-2462470				Salem Surgery Center, LLC .....	.OR	NIA	Surgicare of Salem, LLC .....	Ownership.....	75.000	UnitedHealth Group Incorporated		
		.00000	74-2462470				Salem Surgery Center, LLC .....	.OR	NIA	SC Affiliates, LLC .....	Ownership.....	1.000	UnitedHealth Group Incorporated		
		.00000	45-2219585				Salveo Specialty Pharmacy, Inc. ....	.DE	NIA	OptumRx Administrative Services, LLC .....	Ownership.....	100.000	UnitedHealth Group Incorporated		
		.00000	45-2219585				San Bernardino Medical Group, Inc. ....	.CA	NIA	NAMM Medical Group Holdings, Inc. ....	Ownership.....	100.000	UnitedHealth Group Incorporated		.1
		.00000	77-0322251				San Diego Endoscopy Center .....	.CA	NIA	Endoscopy Center Affiliates, Inc. ....	Ownership.....	35.000	UnitedHealth Group Incorporated		.2
		.00000	27-3787593				Sand Lake SurgiCenter, LLC .....	.FL	NIA	SCA-Sand Lake, LLC .....	Ownership.....	51.455	UnitedHealth Group Incorporated		.2
		.00000	91-2127820				Santa Cruz Endoscopy Center, LLC .....	.CA	NIA	SCA Pacific Holdings, Inc. ....	Ownership.....	50.000	UnitedHealth Group Incorporated		
		.00000	91-2127820				Santa Helena Assistência Médica S.A. ....	.BRA	NIA	Elual Participações S.A. ....	Ownership.....	22.292	UnitedHealth Group Incorporated		
		.00000					Santa Helena Assistência Médica S.A. ....	.BRA	NIA	Amil Assistência Médica Internacional S.A. ....	Ownership.....	77.708	UnitedHealth Group Incorporated		
		.00000					Santos Administração e Participações S.A. ....	.BRA	NIA	Amil Assistência Médica Internacional S.A. ....	Ownership.....	100.000	UnitedHealth Group Incorporated		
		.00000	85-1941832				Sanvello Behavioral Health Services of Michigan, P.C. ....		NIA	Physician(s) Owned .....	Influence.....	0.000	UnitedHealth Group Incorporated		.1
		.00000	85-0666386				Sanvello Behavioral Health Services of New Jersey, P.C. ....	.NJ	NIA	Physician(s) Owned .....	Influence.....	0.000	UnitedHealth Group Incorporated		.1
		.00000	85-1959641				Sanvello Behavioral Health Services of North Carolina, P.C. ....	.NC	NIA	Physician(s) Owned .....	Influence.....	0.000	UnitedHealth Group Incorporated		.1
		.00000	84-3152209				Sanvello Behavioral Health Services of Texas, P.A. ....	.TX	NIA	Physician(s) Owned .....	Influence.....	0.000	UnitedHealth Group Incorporated		.1
		.00000	84-1754732				Sanvello Behavioral Health Services, P.A. ....	.DE	NIA	Physician(s) Owned .....	Influence.....	0.000	UnitedHealth Group Incorporated		.1
		.00000	83-3057919				Sanvello Health Holdings, LLC .....	.DE	NIA	OptumHealth Holdings, LLC .....	Ownership.....	100.000	UnitedHealth Group Incorporated		.1
		.00000	47-1920345				Sanvello Health Inc. ....	.DE	NIA	Sanvello Health Holdings, LLC .....	Ownership.....	14.750	UnitedHealth Group Incorporated		
		.00000	47-1920345				Sanvello Health Inc. ....	.DE	NIA	OptumHealth Holdings, LLC .....	Ownership.....	14.210	UnitedHealth Group Incorporated		
		.00000	47-1920345				Sanvello Health Limited .....	.GBR	NIA	Sanvello Health Inc. ....	Ownership.....	100.000	UnitedHealth Group Incorporated		
		.00000	62-1149229				SC Affiliates, LLC .....		NIA	Surgical Care Affiliates, LLC .....	Ownership.....	100.000	UnitedHealth Group Incorporated		
		.00000	86-1452226				SCA AHN JV Holdings, LLC .....	.DE	NIA	SCA ESSC Holdings, LLC .....	Ownership.....	51.000	UnitedHealth Group Incorporated		
		.00000	92-0080881				SCA Alaska Surgery Center, Inc. ....	.AK	NIA	SC Affiliates, LLC .....	Ownership.....	100.000	UnitedHealth Group Incorporated		
		.00000	47-5537316				SCA Athens, LLC .....	.DE	NIA	SC Affiliates, LLC .....	Ownership.....	100.000	UnitedHealth Group Incorporated		

SCHEDULE Y  
PART 1A - DETAIL OF INSURANCE HOLDING COMPANY SYSTEM

1	2	3	4	5	6	7	8	9	10	11	12	13	14	15	16
Group Code	Group Name	NAIC Company Code	ID Number	Federal RSSD	CIK	Name of Securities Exchange if Publicly Traded (U.S. or International)	Names of Parent, Subsidiaries Or Affiliates	Domi-ciliary Location	Relation-ship to Reporting Entity	Directly Controlled by (Name of Entity/Person)	Type of Control (Ownership, Board, Management, Attorney-in-Fact, Influence, Other)	If Control is Owner-ship Provide Percen-tage	Ultimate Controlling Entity(ies)/Person(s)	Is an SCA Filing Re-quired? (Y/N)	*
		.00000	47-5014406				SCA Austin Holdings, LLC	DE	NIA	SC Affiliates, LLC	Ownership	100.000	UnitedHealth Group Incorporated		
		.00000	47-5051685				SCA Austin Medical Center Holdings, LLC	DE	NIA	SCA Austin Holdings, LLC	Ownership	100.000	UnitedHealth Group Incorporated		
		.00000	85-2723465				SCA Bloomfield Holdings, LLC	DE	NIA	SC Affiliates, LLC	Ownership	100.000	UnitedHealth Group Incorporated		
		.00000	45-4230864				SCA BOSC Holdings, LLC	DE	NIA	SunSurgery, LLC	Ownership	25.000	UnitedHealth Group Incorporated		
		.00000	45-4230864				SCA BOSC Holdings, LLC	DE	NIA	Surgery Center Holding, LLC	Ownership	25.000	UnitedHealth Group Incorporated		
		.00000	45-4230864				SCA BOSC Holdings, LLC	DE	NIA	SC Affiliates, LLC	Ownership	25.000	UnitedHealth Group Incorporated		
		.00000	45-4230864				SCA BOSC Holdings, LLC	DE	NIA	National Surgery Centers, LLC	Ownership	25.000	UnitedHealth Group Incorporated		
		.00000	47-5030792				SCA Cedar Park Holdings, LLC	DE	NIA	SCA Austin Holdings, LLC	Ownership	100.000	UnitedHealth Group Incorporated		
		.00000	84-4338108				SCA Clifton, LLC	DE	NIA	SC Affiliates, LLC	Ownership	100.000	UnitedHealth Group Incorporated		
		.00000	85-4043847				SCA Cottonwood Holdings, LLC	DE	NIA	SC Affiliates, LLC	Ownership	100.000	UnitedHealth Group Incorporated		
		.00000	04-3170801				SCA Danbury Surgical Center, LLC	DE	NIA	SunSurgery, LLC	Ownership	63.013	UnitedHealth Group Incorporated		
		.00000	85-2019401				SCA Denver Holdings, LLC	DE	NIA	SC Affiliates, LLC	Ownership	100.000	UnitedHealth Group Incorporated		
		.00000	62-1535981				SCA Development, LLC	DE	NIA	SC Affiliates, LLC	Ownership	100.000	UnitedHealth Group Incorporated		
		.00000	85-3450755				SCA Duluth Holdings, LLC	DE	NIA	SC Affiliates, LLC	Ownership	100.000	UnitedHealth Group Incorporated		
		.00000	86-1889923				SCA Duncanville Holdings, LLC	DE	NIA	SC Affiliates, LLC	Ownership	100.000	UnitedHealth Group Incorporated		
		.00000	86-1855507				SCA Duncanville MSO, LLC	TX	NIA	SCA Duncanville Holdings, LLC	Ownership	51.000	UnitedHealth Group Incorporated		
		.00000	86-1855507				SCA eCode Solutions Private Limited	IND	NIA	eCode Solutions, LLC	Ownership	100.000	UnitedHealth Group Incorporated		
		.00000	86-3781364				SCA Englewood Holdings, LLC		NIA	SC Affiliates, LLC	Ownership	100.000	UnitedHealth Group Incorporated		
		.00000	86-1452517				SCA ESSC Holdings, LLC	DE	NIA	SC Affiliates, LLC	Ownership	100.000	UnitedHealth Group Incorporated		
		.00000	85-2064446				SCA Global One Holdings, LLC	DE	NIA	SC Affiliates, LLC	Ownership	100.000	UnitedHealth Group Incorporated		
		.00000	85-3472510				SCA Greenway Holdings, LLC	DE	NIA	SC Affiliates, LLC	Ownership	49.000	UnitedHealth Group Incorporated		2
		.00000	85-4003008				SCA Grove Creek Holdings, LLC	DE	NIA	SC Affiliates, LLC	Ownership	100.000	UnitedHealth Group Incorporated		2
		.00000	85-2734387				SCA Guilford Holdings, LLC	DE	NIA	SC Affiliates, LLC	Ownership	100.000	UnitedHealth Group Incorporated		
		.00000	47-5064834				SCA Hays Holdings, LLC	DE	NIA	SCA Austin Holdings, LLC	Ownership	100.000	UnitedHealth Group Incorporated		
		.00000	83-2735871				SCA Heartland Holdings, LLC	DE	NIA	SC Affiliates, LLC	Ownership	100.000	UnitedHealth Group Incorporated		
		.00000	86-1735298				SCA High Point Holdings, LLC	DE	NIA	SC Affiliates, LLC	Ownership	100.000	UnitedHealth Group Incorporated		
		.00000	36-4869243				SCA HoldCo, Inc.	DE	NIA	Collaborative Care Holdings, LLC	Ownership	100.000	UnitedHealth Group Incorporated		
		.00000	27-1664837				SCA Holding Company, Inc.	DE	NIA	SCA Surgery Holdings, LLC	Ownership	100.000	UnitedHealth Group Incorporated		
		.00000	47-1256943				SCA Holdings, Inc.	CA	NIA	National Surgery Centers, LLC	Ownership	100.000	UnitedHealth Group Incorporated		
		.00000	45-4240475				SCA IEC Holdings, LLC	DE	NIA	SunSurgery, LLC	Ownership	25.000	UnitedHealth Group Incorporated		
		.00000	45-4240475				SCA IEC Holdings, LLC	DE	NIA	Surgery Center Holding, LLC	Ownership	25.000	UnitedHealth Group Incorporated		
		.00000	45-4240475				SCA IEC Holdings, LLC	DE	NIA	SC Affiliates, LLC	Ownership	25.000	UnitedHealth Group Incorporated		
		.00000	45-4240475				SCA IEC Holdings, LLC	DE	NIA	National Surgery Centers, LLC	Ownership	25.000	UnitedHealth Group Incorporated		
		.00000	45-2684108				SCA Indiana Holdings, LLC	DE	NIA	SunSurgery, LLC	Ownership	25.000	UnitedHealth Group Incorporated		
		.00000	45-2684108				SCA Indiana Holdings, LLC	DE	NIA	Surgery Center Holding, LLC	Ownership	25.000	UnitedHealth Group Incorporated		
		.00000	45-2684108				SCA Indiana Holdings, LLC	DE	NIA	SC Affiliates, LLC	Ownership	25.000	UnitedHealth Group Incorporated		
		.00000	45-2684108				SCA Indiana Holdings, LLC	DE	NIA	National Surgery Centers, LLC	Ownership	25.000	UnitedHealth Group Incorporated		
		.00000	85-2044403				SCA Lutheran Holdings, LLC	DE	NIA	SC Affiliates, LLC	Ownership	100.000	UnitedHealth Group Incorporated		
		.00000	85-3425387				SCA Maple Grove Holdings, LLC	DE	NIA	SC Affiliates, LLC	Ownership	49.000	UnitedHealth Group Incorporated		2
		.00000	85-2302375				SCA Mohawk Holdings, LLC	DE	NIA	SC Affiliates, LLC	Ownership	100.000	UnitedHealth Group Incorporated		2
		.00000	85-4043674				SCA Northern Utah Holdings, LLC	DE	NIA	SC Affiliates, LLC	Ownership	100.000	UnitedHealth Group Incorporated		
		.00000	85-2527319				SCA Northwest Holdings, LLC	DE	NIA	SC Affiliates, LLC	Ownership	100.000	UnitedHealth Group Incorporated		
		.00000	62-1505276				SCA of Clarksville, Inc.	TN	NIA	Surgical Health, LLC	Ownership	100.000	UnitedHealth Group Incorporated		
		.00000	85-2065454				SCA Outside New Jersey, LLC	DE	NIA	SC Affiliates, LLC	Ownership	100.000	UnitedHealth Group Incorporated		
		.00000	27-1707364				SCA Pacific Holdings, Inc.	CA	NIA	SC Affiliates, LLC	Ownership	100.000	UnitedHealth Group Incorporated		
		.00000	85-1370857				SCA Palisades Holdings, LLC	DE	NIA	SC Affiliates, LLC	Ownership	100.000	UnitedHealth Group Incorporated		
		.00000	46-1686425				SCA Pennsylvania Holdings, LLC	DE	NIA	Surgery Center Holding, LLC	Ownership	100.000	UnitedHealth Group Incorporated		
		.00000	85-0817999				SCA Pinnacle Holdings, LLC	DE	NIA	SC Affiliates, LLC	Ownership	100.000	UnitedHealth Group Incorporated		
							SCA Premier Surgery Center of Louisville, LLC								
		.00000	72-1386840					DE	NIA	SC Affiliates, LLC	Ownership	100.000	UnitedHealth Group Incorporated		
		.00000	72-1386840				SCA Providence Holdings, LLC	DE	NIA	SC Affiliates, LLC	Ownership	100.000	UnitedHealth Group Incorporated		
		.00000	81-5211225				SCA Rockledge JV, LLC	DE	NIA	SCA-Merritt, LLC	Ownership	94.874	UnitedHealth Group Incorporated		
		.00000	81-5211225				SCA Rockledge JV, LLC	DE	NIA	Endoscopy Center Affiliates, Inc.	Ownership	1.000	UnitedHealth Group Incorporated		
		.00000	45-4252645				SCA ROCS Holdings, LLC	DE	NIA	National Surgery Centers, LLC	Ownership	25.000	UnitedHealth Group Incorporated		



SCHEDULE Y  
PART 1A - DETAIL OF INSURANCE HOLDING COMPANY SYSTEM

1	2	3	4	5	6	7	8	9	10	11	12	13	14	15	16
Group Code	Group Name	NAIC Company Code	ID Number	Federal RSSD	CIK	Name of Securities Exchange if Publicly Traded (U.S. or International)	Names of Parent, Subsidiaries Or Affiliates	Domi-ciliary Location	Relation-ship to Reporting Entity	Directly Controlled by (Name of Entity/Person)	Type of Control (Ownership, Board, Management, Attorney-in-Fact, Influence, Other)	If Control is Owner-ship Provide Percen-tage	Ultimate Controlling Entity(ies)/Person(s)	Is an SCA Filing Re-quired? (Y/N)	*
		.00000	45-4252645				SCA ROCS Holdings, LLC	DE	NIA	Surgery Center Holding, LLC	Ownership	25.000	UnitedHealth Group Incorporated		
		.00000	45-4252645				SCA ROCS Holdings, LLC	DE	NIA	SunSurgery, LLC	Ownership	25.000	UnitedHealth Group Incorporated		
		.00000	45-4252645				SCA ROCS Holdings, LLC	DE	NIA	SC Affiliates, LLC	Ownership	25.000	UnitedHealth Group Incorporated		
		.00000	84-3689385				SCA Sage Medical MSO, LLC	DE	NIA	SCA Sage Medical, LLC	Ownership	26.000	UnitedHealth Group Incorporated		2
		.00000	84-3673924				SCA Sage Medical, LLC	DE	NIA	SC Affiliates, LLC	Ownership	100.000	UnitedHealth Group Incorporated		2
		.00000	85-2811475				SCA San Diego Holdings, LLC	DE	NIA	SCA-San Diego, Inc.	Ownership	100.000	UnitedHealth Group Incorporated		
		.00000	85-2235871				SCA Skyway Holdings, LLC	DE	NIA	SC Affiliates, LLC	Ownership	100.000	UnitedHealth Group Incorporated		
		.00000	85-4002809				SCA South Ogden Holdings, LLC	DE	NIA	SC Affiliates, LLC	Ownership	100.000	UnitedHealth Group Incorporated		
		.00000	47-4928368				SCA Southwestern PA, LLC	DE	NIA	SC Affiliates, LLC	Ownership	100.000	UnitedHealth Group Incorporated		
		.00000	47-3165040				SCA Specialists of Florida, LLC	DE	NIA	SCA Surgery Holdings, LLC	Ownership	100.000	UnitedHealth Group Incorporated		
		.00000	85-2786147				SCA Specialty Holdings of Connecticut, LLC	DE	NIA	SC Affiliates, LLC	Ownership	100.000	UnitedHealth Group Incorporated		
		.00000	85-2235642				SCA Spectrum Health Partners, LLC	MI	NIA	SCA Spectrum Holdings, LLC	Ownership	100.000	UnitedHealth Group Incorporated		
		.00000	85-2811679				SCA Spectrum Holdings, LLC	DE	NIA	SC Affiliates, LLC	Ownership	100.000	UnitedHealth Group Incorporated		
		.00000	45-4266502				SCA SSSC Holdings, LLC	DE	NIA	Surgery Center Holding, LLC	Ownership	25.000	UnitedHealth Group Incorporated		
		.00000	45-4266502				SCA SSSC Holdings, LLC	DE	NIA	SunSurgery, LLC	Ownership	25.000	UnitedHealth Group Incorporated		
		.00000	45-4266502				SCA SSSC Holdings, LLC	DE	NIA	SC Affiliates, LLC	Ownership	25.000	UnitedHealth Group Incorporated		
		.00000	45-4266502				SCA SSSC Holdings, LLC	DE	NIA	National Surgery Centers, LLC	Ownership	25.000	UnitedHealth Group Incorporated		
		.00000	47-5038680				SCA Stonegate Holdings, LLC	DE	NIA	SCA Austin Holdings, LLC	Ownership	100.000	UnitedHealth Group Incorporated		
		.00000	26-2602268				SCA Surgery Holdings, LLC	DE	NIA	Surgical Care Affiliates, LLC	Ownership	100.000	UnitedHealth Group Incorporated		
		.00000	75-2501088				SCA Surgicare of Laguna Hills, LLC	DE	NIA	Surgery Center Holding, LLC	Ownership	100.000	UnitedHealth Group Incorporated		
		.00000	85-3263993				SCA West Health Holdings, LLC	DE	NIA	SC Affiliates, LLC	Ownership	100.000	UnitedHealth Group Incorporated		
		.00000	85-4150186				SCA Westgreen Holdings, LLC	DE	NIA	SC Affiliates, LLC	Ownership	68.628	UnitedHealth Group Incorporated		
		.00000	85-3491574				SCA Woodbury Holdings, LLC	DE	NIA	SC Affiliates, LLC	Ownership	49.000	UnitedHealth Group Incorporated		2
		.00000	74-2555097				SCA-Albuquerque Surgery Properties, Inc.	NM	NIA	SC Affiliates, LLC	Ownership	100.000	UnitedHealth Group Incorporated		2
		.00000	47-1807383				SCA-Alliance, LLC	DE	NIA	SCA Surgery Holdings, LLC	Ownership	51.000	UnitedHealth Group Incorporated		
		.00000	82-4763869				SCA-Anne Arundel, LLC	DE	NIA	SC Affiliates, LLC	Ownership	100.000	UnitedHealth Group Incorporated		
		.00000	83-2703057				SCA-AppleCare Partners, LLC	DE	NIA	SCA-Downey, LLC	Ownership	69.999	UnitedHealth Group Incorporated		
		.00000	82-3857984				SCA-Bethesda, LLC	DE	NIA	SC Affiliates, LLC	Ownership	90.161	UnitedHealth Group Incorporated		
		.00000	62-1530120				SCA-Blue Ridge, LLC	DE	NIA	SC Affiliates, LLC	Ownership	100.000	UnitedHealth Group Incorporated		
		.00000	83-1529292				SCA-Bonita Springs, LLC	DE	NIA	SC Affiliates, LLC	Ownership	80.392	UnitedHealth Group Incorporated		
		.00000	82-1980137				SCA-Brandon, LLC	DE	NIA	SC Affiliates, LLC	Ownership	100.000	UnitedHealth Group Incorporated		
		.00000	83-1094012				SCA-Castle Rock, LLC	DE	NIA	SC Affiliates, LLC	Ownership	68.736	UnitedHealth Group Incorporated		
		.00000	47-1535510				SCA-Central Florida, LLC	DE	NIA	SC Affiliates, LLC	Ownership	53.364	UnitedHealth Group Incorporated		
		.00000	58-1709758				SCA-Charleston, LLC	DE	NIA	SCA Surgery Holdings, LLC	Ownership	100.000	UnitedHealth Group Incorporated		
		.00000	82-4511713				SCA-Chatham, LLC	DE	NIA	SC Affiliates, LLC	Ownership	100.000	UnitedHealth Group Incorporated		
		.00000	81-3301058				SCA-Chevy Chase, LLC	DE	NIA	SC Affiliates, LLC	Ownership	100.000	UnitedHealth Group Incorporated		
		.00000	62-1516306				SCA-Citrus, Inc.	TN	NIA	SC Affiliates, LLC	Ownership	100.000	UnitedHealth Group Incorporated		
		.00000	83-1541326				SCA-Colonial Partners, LLC	DE	NIA	SCA-Ft. Myers, LLC	Ownership	69.698	UnitedHealth Group Incorporated		
		.00000	93-1047471				SCA-Colorado Springs, LLC	DE	NIA	SC Affiliates, LLC	Ownership	100.000	UnitedHealth Group Incorporated		
		.00000	83-1585952				SCA-Connecticut Partners, LLC	DE	NIA	SunSurgery, LLC	Ownership	29.410	UnitedHealth Group Incorporated		2
		.00000	47-4028383				SCA-Davenport, LLC	DE	NIA	SC Affiliates, LLC	Ownership	100.000	UnitedHealth Group Incorporated		2
		.00000	84-2003112				SCA-Denver Physicians Holdings, LLC	CO	NIA	SCA-Denver, LLC	Ownership	54.425	UnitedHealth Group Incorporated		
		.00000	84-2997638				SCA-Denver, LLC	DE	NIA	SC Affiliates, LLC	Ownership	100.000	UnitedHealth Group Incorporated		
		.00000	82-1470227				SCA-Derry, LLC	DE	NIA	SC Affiliates, LLC	Ownership	78.873	UnitedHealth Group Incorporated		
		.00000	81-3734814				SCA-Doral, LLC	DE	NIA	SC Affiliates, LLC	Ownership	100.000	UnitedHealth Group Incorporated		
		.00000	83-3055579				SCA-Downey, LLC	DE	NIA	SC Affiliates, LLC	Ownership	100.000	UnitedHealth Group Incorporated		
		.00000	83-1093886				SCA-Dry Creek, LLC	DE	NIA	SC Affiliates, LLC	Ownership	100.000	UnitedHealth Group Incorporated		
		.00000	81-1594261				SCA-Dublin, LLC	DE	NIA	SC Affiliates, LLC	Ownership	100.000	UnitedHealth Group Incorporated		
		.00000	81-3301305				SCA-Encinitas, Inc.	DE	NIA	Surgical Health, LLC	Ownership	100.000	UnitedHealth Group Incorporated		
		.00000	62-1541235				SCA-Eugene, Inc.	TN	NIA	SC Affiliates, LLC	Ownership	100.000	UnitedHealth Group Incorporated		
		.00000	83-2805878				SCA-First Coast, LLC	DE	NIA	SC Affiliates, LLC	Ownership	100.000	UnitedHealth Group Incorporated		
		.00000	62-1551099				SCA-Florence, LLC	DE	NIA	SC Affiliates, LLC	Ownership	100.000	UnitedHealth Group Incorporated		
		.00000	93-1067967				SCA-Fort Collins, Inc.	CO	NIA	SC Affiliates, LLC	Ownership	100.000	UnitedHealth Group Incorporated		
		.00000	62-1502719				SCA-Fort Walton, Inc.	TN	NIA	SC Affiliates, LLC	Ownership	100.000	UnitedHealth Group Incorporated		

**SCHEDULE Y**  
**PART 1A - DETAIL OF INSURANCE HOLDING COMPANY SYSTEM**

1	2	3	4	5	6	7	8	9	10	11	12	13	14	15	16
Group Code	Group Name	NAIC Company Code	ID Number	Federal RSSD	CIK	Name of Securities Exchange if Publicly Traded (U.S. or International)	Names of Parent, Subsidiaries Or Affiliates	Domi-ciliary Location	Relation-ship to Reporting Entity	Directly Controlled by (Name of Entity/Person)	Type of Control (Ownership, Board, Management, Attorney-in-Fact, Influence, Other)	If Control is Owner-ship Provide Per-centage	Ultimate Controlling Entity(ies)/Person(s)	Is an SCA Filing Re-quired? (Y/N)	*
		.00000	47-3641516				SCA-Franklin, LLC	DE	NIA	SC Affiliates, LLC	Ownership	100.000	UnitedHealth Group Incorporated		
		.00000	81-2727879				SCA-Frederick, LLC	DE	NIA	SC Affiliates, LLC	Ownership	100.000	UnitedHealth Group Incorporated		
		.00000	82-3535257				SCA-Freeway Holdings, LLC	DE	NIA	SC Affiliates, LLC	Ownership	100.000	UnitedHealth Group Incorporated		
		.00000	36-4907566				SCA-Ft. Myers, LLC	DE	NIA	SC Affiliates, LLC	Ownership	100.000	UnitedHealth Group Incorporated		
		.00000	62-1547690				SCA-Gainesville, LLC	DE	NIA	SC Affiliates, LLC	Ownership	100.000	UnitedHealth Group Incorporated		
		.00000	81-1956407				SCA-Gladiolus, LLC	DE	NIA	SC Affiliates, LLC	Ownership	100.000	UnitedHealth Group Incorporated		
		.00000	83-4156034				SCA-Glenwood Holdings, LLC	DE	NIA	Glenwood-SC, Inc.	Ownership	79.447	UnitedHealth Group Incorporated		
		.00000	82-1438326				SCA-Grants Pass, LLC	DE	NIA	SC Affiliates, LLC	Ownership	100.000	UnitedHealth Group Incorporated		
		.00000	81-2376695				SCA-Grove Place, LLC	DE	NIA	SC Affiliates, LLC	Ownership	73.754	UnitedHealth Group Incorporated		
		.00000	47-3466283				SCA-Hagerstown, LLC	DE	NIA	SC Affiliates, LLC	Ownership	100.000	UnitedHealth Group Incorporated		
		.00000	81-4605501				SCA-Hamden, LLC	DE	NIA	SC Affiliates, LLC	Ownership	100.000	UnitedHealth Group Incorporated		
		.00000	47-5229514				SCA-Hilton Head, LLC	DE	NIA	SC Affiliates, LLC	Ownership	100.000	UnitedHealth Group Incorporated		
		.00000	62-1506650				SCA-Honolulu, LLC	DE	NIA	SC Affiliates, LLC	Ownership	100.000	UnitedHealth Group Incorporated		
		.00000	81-3445356				SCA-Houston Executive, LLC	DE	NIA	SC Affiliates, LLC	Ownership	100.000	UnitedHealth Group Incorporated		
		.00000	81-1666861				SCA-Illinois, LLC	DE	NIA	SCA Surgery Holdings, LLC	Ownership	100.000	UnitedHealth Group Incorporated		
		.00000	47-3930052				SCA-IT Holdings, LLC	DE	NIA	SC Affiliates, LLC	Ownership	100.000	UnitedHealth Group Incorporated		
		.00000	83-3090526				SCA-JPM Holdings, LLC	DE	NIA	SC Affiliates, LLC	Ownership	100.000	UnitedHealth Group Incorporated		
		.00000	83-1102109				SCA-Kissing Camels Holdings, LLC	DE	NIA	SCA Surgery Holdings, LLC	Ownership	100.000	UnitedHealth Group Incorporated		
		.00000	81-4292506				SCA-Main Street, LLC	DE	NIA	SC Affiliates, LLC	Ownership	100.000	UnitedHealth Group Incorporated		
		.00000	47-1751165				SCA-Marina del Rey, LLC	CA	NIA	SC Affiliates, LLC	Ownership	100.000	UnitedHealth Group Incorporated		
		.00000	81-1367813				SCA-MC VBP, Inc.	DE	NIA	SC Affiliates, LLC	Ownership	100.000	UnitedHealth Group Incorporated		
		.00000	62-1184188				SCA-Mecklenburg Development Corp.	NC	NIA	SC Affiliates, LLC	Ownership	100.000	UnitedHealth Group Incorporated		
		.00000	81-4616104				SCA-Memorial City, LLC	DE	NIA	SC Affiliates, LLC	Ownership	100.000	UnitedHealth Group Incorporated		
		.00000	83-3709010				SCA-Memorial, LLC	DE	NIA	SC Affiliates, LLC	Ownership	100.000	UnitedHealth Group Incorporated		
		.00000	81-1771410				SCA-Merritt, LLC	DE	NIA	SC Affiliates, LLC	Ownership	100.000	UnitedHealth Group Incorporated		
		.00000	82-2455773				SCA-Midlands, LLC	DE	NIA	SC Affiliates, LLC	Ownership	100.000	UnitedHealth Group Incorporated		
		.00000	81-2976543				SCA-Midway Management, LLC	IL	NIA	SC Affiliates, LLC	Ownership	100.000	UnitedHealth Group Incorporated		
		.00000	80-0070617				SCA-Mobile, LLC	DE	NIA	SC Affiliates, LLC	Ownership	100.000	UnitedHealth Group Incorporated		
		.00000	81-1065674				SCA-Mokena, LLC	DE	NIA	SC Affiliates, LLC	Ownership	100.000	UnitedHealth Group Incorporated		
		.00000	81-1065674				SCA-Morris Avenue, LLC	DE	NIA	SC Affiliates, LLC	Ownership	100.000	UnitedHealth Group Incorporated		
		.00000	84-4936803				SCA-Morris County, LLC	DE	NIA	SC Affiliates, LLC	Ownership	100.000	UnitedHealth Group Incorporated		
		.00000	62-1506655				SCA-Mt. Pleasant, LLC	DE	NIA	SC Affiliates, LLC	Ownership	100.000	UnitedHealth Group Incorporated		
		.00000	81-2850365				SCA-Naperville, LLC	DE	NIA	SC Affiliates, LLC	Ownership	100.000	UnitedHealth Group Incorporated		
		.00000	82-3002171				SCA-Naples, LLC	DE	NIA	SC Affiliates, LLC	Ownership	100.000	UnitedHealth Group Incorporated		
		.00000	47-4418919				SCA-New Jersey, LLC	DE	NIA	SC Affiliates, LLC	Ownership	100.000	UnitedHealth Group Incorporated		
		.00000	47-1760663				SCA-Newport Beach, LLC	CA	NIA	SC Affiliates, LLC	Ownership	100.000	UnitedHealth Group Incorporated		
		.00000	81-3445510				SCA-Palm Beach MSO Holdings, LLC	DE	NIA	SunSurgery, LLC	Ownership	100.000	UnitedHealth Group Incorporated		
		.00000	82-3050836				SCA-Palm Beach, LLC	DE	NIA	SC Affiliates, LLC	Ownership	100.000	UnitedHealth Group Incorporated		
		.00000	84-3367495				SCA-Panama City Holdings, LLC	DE	NIA	SC Affiliates, LLC	Ownership	100.000	UnitedHealth Group Incorporated		
		.00000	62-1538850				SCA-Paoli, LLC	DE	NIA	SC Affiliates, LLC	Ownership	100.000	UnitedHealth Group Incorporated		
		.00000	47-2785908				SCA-Phoenix, LLC	DE	NIA	SC Affiliates, LLC	Ownership	100.000	UnitedHealth Group Incorporated		
		.00000	47-1620189				SCA-Pocono, LLC	DE	NIA	SC Affiliates, LLC	Ownership	100.000	UnitedHealth Group Incorporated		
		.00000	81-4139195				SCA-Portland, LLC	DE	NIA	SC Affiliates, LLC	Ownership	100.000	UnitedHealth Group Incorporated		
		.00000	83-4121074				SCA-Practice Partners Holdings, LLC	DE	NIA	SC Affiliates, LLC	Ownership	100.000	UnitedHealth Group Incorporated		
		.00000	81-4304317				SCA-River Valley, LLC	DE	NIA	SC Affiliates, LLC	Ownership	100.000	UnitedHealth Group Incorporated		
		.00000	83-2111732				SCA-Riverside Partners, LLC	DE	NIA	SCA-Riverside, LLC	Ownership	51.000	UnitedHealth Group Incorporated		
		.00000	83-2721919				SCA-Riverside, LLC	DE	NIA	SC Affiliates, LLC	Ownership	100.000	UnitedHealth Group Incorporated		
		.00000	47-1647512				SCA-Rockville, LLC	DE	NIA	SC Affiliates, LLC	Ownership	100.000	UnitedHealth Group Incorporated		
		.00000	85-0563422				SCA-Sacred Heart Holdings, LLC	DE	NIA	SC Affiliates, LLC	Ownership	100.000	UnitedHealth Group Incorporated		
		.00000	81-2963561				SCA-San Diego, Inc.	DE	NIA	Surgical Health, LLC	Ownership	100.000	UnitedHealth Group Incorporated		
		.00000	94-3138088				SCA-San Luis Obispo, LLC	DE	NIA	SC Affiliates, LLC	Ownership	100.000	UnitedHealth Group Incorporated		
		.00000	47-1685878				SCA-Sand Lake, LLC	DE	NIA	SC Affiliates, LLC	Ownership	79.594	UnitedHealth Group Incorporated		
		.00000	88-0185362				SCA-Santa Rosa, Inc.	NV	NIA	SC Affiliates, LLC	Ownership	100.000	UnitedHealth Group Incorporated		
		.00000	81-3300613				SCA-Somerset, LLC	DE	NIA	SCA Surgery Holdings, LLC	Ownership	100.000	UnitedHealth Group Incorporated		

SCHEDULE Y  
PART 1A - DETAIL OF INSURANCE HOLDING COMPANY SYSTEM

1	2	3	4	5	6	7	8	9	10	11	12	13	14	15	16
Group Code	Group Name	NAIC Company Code	ID Number	Federal RSSD	CIK	Name of Securities Exchange if Publicly Traded (U.S. or International)	Names of Parent, Subsidiaries Or Affiliates	Domi-ciliary Location	Relation-ship to Reporting Entity	Directly Controlled by (Name of Entity/Person)	Type of Control (Ownership, Board, Management, Attorney-in-Fact, Influence, Other)	If Control is Owner-ship Provide Percen-tage	Ultimate Controlling Entity(ies)/Person(s)	Is an SCA Filing Re-quired? (Y/N)	*
		.00000	22-3117714				SCA-South Jersey, LLC	.DE	NIA	Virtua-SCA Holdings, LLC	Ownership	100.000	UnitedHealth Group Incorporated		.2
		.00000	47-2676325				SCA-Sparta, LLC	.DE	NIA	SC Affiliates, LLC	Ownership	100.000	UnitedHealth Group Incorporated		.2
		.00000	82-4498088				SCA-Spartanburg Holdings, LLC	.DE	NIA	SC Affiliates, LLC	Ownership	100.000	UnitedHealth Group Incorporated		
		.00000	84-4677051				SCA-St. Louis Holdings, LLC	.DE	NIA	SC Affiliates, LLC	Ownership	100.000	UnitedHealth Group Incorporated		
		.00000	47-4106989				SCA-St. Louis, LLC	.DE	NIA	Surgical Health, LLC	Ownership	100.000	UnitedHealth Group Incorporated		
		.00000	82-3270591				SCA-St. Lucie, LLC	.DE	NIA	SC Affiliates, LLC	Ownership	100.000	UnitedHealth Group Incorporated		
		.00000	81-4371453				SCA-Surgicare, LLC	.DE	NIA	SC Affiliates, LLC	Ownership	100.000	UnitedHealth Group Incorporated		
		.00000	81-2455241				SCA-SwiftPath, LLC	.DE	NIA	SC Affiliates, LLC	Ownership	100.000	UnitedHealth Group Incorporated		
		.00000	82-1987225				SCA-Verta, LLC	.DE	NIA	SC Affiliates, LLC	Ownership	100.000	UnitedHealth Group Incorporated		
		.00000	85-1998338				SCA-VLR Holdings Company, LLC	.DE	NIA	SCA Denver Holdings, LLC	Ownership	51.000	UnitedHealth Group Incorporated		
		.00000	82-2294882				SCA-Wake Forest, LLC	.DE	NIA	SC Affiliates, LLC	Ownership	100.000	UnitedHealth Group Incorporated		
		.00000	82-1449412				SCA-Western Connecticut, LLC	.DE	NIA	SC Affiliates, LLC	Ownership	67.000	UnitedHealth Group Incorporated		
		.00000	82-3689825				SCA-Westover Hills, LLC	.DE	NIA	SC Affiliates, LLC	Ownership	100.000	UnitedHealth Group Incorporated		
		.00000	83-3082789				SCA-Wilmington, LLC	.DE	NIA	SC Affiliates, LLC	Ownership	100.000	UnitedHealth Group Incorporated		
		.00000	47-2890788				SCA-Wilson, LLC	.DE	NIA	SCA Surgery Holdings, LLC	Ownership	100.000	UnitedHealth Group Incorporated		
		.00000	81-1159878				SCA-Winchester, LLC	.DE	NIA	SC Affiliates, LLC	Ownership	100.000	UnitedHealth Group Incorporated		
		.00000	62-1525777				SCA-Winter Park, Inc.	.TN	NIA	SC Affiliates, LLC	Ownership	100.000	UnitedHealth Group Incorporated		
		.00000	82-3528300				SCA-Woodlands Holdings, LLC	.DE	NIA	SC Affiliates, LLC	Ownership	100.000	UnitedHealth Group Incorporated		
		.00000	81-4905342				SCAI Holdings, LLC	.DE	NIA	SCA HoldCo, Inc.	Ownership	100.000	UnitedHealth Group Incorporated		
		.00000	81-4905342				Scanner Centromed S.A.	.CHL	NIA	Administradora Médica Centromed S.A.	Ownership	84.500	UnitedHealth Group Incorporated		
		.00000	85-2316290				SCUHS-SCA Holdings, LLC		NIA	SCA Lutheran Holdings, LLC	Ownership	51.000	UnitedHealth Group Incorporated		
		.00000	27-2635371				SCP Specialty Infusion, LLC	.DE	NIA	Optum Infusion Services 500, Inc.	Ownership	100.000	UnitedHealth Group Incorporated		
										Amil Assistência Médica Internacional S.A.					
		.00000	98-1202716				Seisa Serviços Integrados de Saúde Ltda.	.BRA	NIA		Ownership	100.000	UnitedHealth Group Incorporated		
		.00000	86-0739432				Senior Benefits, L.L.C.		NIA	USHEALTH Advisors, LLC	Ownership	100.000	UnitedHealth Group Incorporated		
		.00000	27-1533951				Serquinox Holdings LLC	.DE	NIA	Optum Infusion Services 500, Inc.	Ownership	100.000	UnitedHealth Group Incorporated		
		.00000	27-1533951				Servicios de Entrenamiento en Competencias Clínicas Ltda.	.CHL	NIA	Sociedad de Inversiones Santa María SpA	Ownership	0.100	UnitedHealth Group Incorporated		
							Servicios de Entrenamiento en Competencias Clínicas Ltda.	.CHL	NIA						
		.00000					Servicios Integrados de Salud Ltda.	.CHL	NIA	Clínica Santa María S.p.A.	Ownership	99.900	UnitedHealth Group Incorporated		
		.00000					Servicios Integrados de Salud Ltda.	.CHL	NIA	Clínica Santa María S.p.A.	Ownership	0.100	UnitedHealth Group Incorporated		
		.00000					Servicios Integrados de Salud Ltda.	.CHL	NIA	Clínica Dávila y Servicios Médicos S.p.A.	Ownership	99.900	UnitedHealth Group Incorporated		
		.00000					Servicios Médicos Amed Quilpué S.A.	.CHL	NIA	Laboratorios Médicos Amed Quilpué S.A.	Ownership	0.100	UnitedHealth Group Incorporated		
		.00000					Servicios Médicos Amed Quilpué S.A.	.CHL	NIA	Centromed Quilpué S.A.	Ownership	99.900	UnitedHealth Group Incorporated		
		.00000					Servicios Médicos Bio Bio Ltda.	.CHL	NIA	Saden S.A.	Ownership	1.000	UnitedHealth Group Incorporated		
		.00000					Servicios Médicos Bio Bio Ltda.	.CHL	NIA	Clínica Bio Bio SpA	Ownership	99.000	UnitedHealth Group Incorporated		
		.00000					Servicios Médicos Ciudad del Mar Ltda.	.CHL	NIA	Saden S.A.	Ownership	1.000	UnitedHealth Group Incorporated		
		.00000					Servicios Médicos Ciudad del Mar Ltda.	.CHL	NIA	Clínica Ciudad del Mar S.A.	Ownership	99.000	UnitedHealth Group Incorporated		
		.00000					Servicios Médicos Santa María Ltda.	.CHL	NIA	Sociedad de Inversiones Santa María SpA	Ownership	99.000	UnitedHealth Group Incorporated		
		.00000					Servicios Médicos Santa María Ltda.	.CHL	NIA	Clínica Santa María S.p.A.	Ownership	1.000	UnitedHealth Group Incorporated		
		.00000					Servicios Médicos Vespucio Ltda.	.CHL	NIA	Saden S.A.	Ownership	1.000	UnitedHealth Group Incorporated		
		.00000					Servicios Médicos Vespucio Ltda.	.CHL	NIA	Clínica Vespucio S.A.	Ownership	99.000	UnitedHealth Group Incorporated		
		.00000	58-1978974				SHC Atlanta, LLC		NIA	Surgical Health, LLC	Ownership	100.000	UnitedHealth Group Incorporated		
		.00000	58-2013443				SHC Austin, Inc.	.GA	NIA	Surgical Health, LLC	Ownership	100.000	UnitedHealth Group Incorporated		
		.00000	58-2062812				SHC Hawthorn, Inc.	.GA	NIA	Surgical Health, LLC	Ownership	100.000	UnitedHealth Group Incorporated		
		.00000	58-2101924				SHC Melbourne, Inc.	.GA	NIA	Surgical Health, LLC	Ownership	100.000	UnitedHealth Group Incorporated		
		.00000	82-3922528				Sierra Dental Plan, Inc.	.CA	NIA	MCNA Health Care Holdings, LLC	Ownership	100.000	UnitedHealth Group Incorporated		
.0707	UnitedHealth Group Incorporated	.71420	94-0734860				Sierra Health and Life Insurance Company, Inc.	.NV	IA	Sierra Health Services, Inc.	Ownership	100.000	UnitedHealth Group Incorporated		
.0707	UnitedHealth Group Incorporated	.00000	88-0200415				Sierra Health Services, Inc.	.NV	NIA	UnitedHealthcare, Inc.	Ownership	100.000	UnitedHealth Group Incorporated		
		.00000	88-0254322				Sierra Health-Care Options, Inc.	.NV	NIA	Sierra Health Services, Inc.	Ownership	100.000	UnitedHealth Group Incorporated		
		.00000	88-0385705				Sierra Home Medical Products, Inc.	.NV	NIA	Sierra Health Services, Inc.	Ownership	100.000	UnitedHealth Group Incorporated		
		.00000	88-0264562				Sierra Nevada Administrators, Inc.	.NV	NIA	Sierra Health Services, Inc.	Ownership	100.000	UnitedHealth Group Incorporated		

SCHEDULE Y  
PART 1A - DETAIL OF INSURANCE HOLDING COMPANY SYSTEM

1	2	3	4	5	6	7	8	9	10	11	12	13	14	15	16
Group Code	Group Name	NAIC Company Code	ID Number	Federal RSSD	CIK	Name of Securities Exchange if Publicly Traded (U.S. or International)	Names of Parent, Subsidiaries Or Affiliates	Domi-ciliary Location	Relation-ship to Reporting Entity	Directly Controlled by (Name of Entity/Person)	Type of Control (Ownership, Board, Management, Attorney-in-Fact, Influence, Other)	If Control is Ownership Provide Percen-tage	Ultimate Controlling Entity(ies)/Person(s)	Is an SCA Filing Re-quired? (Y/N)	*
		.00000	88-0264562				Sistema de Administración Hospitalaria S.A.C.	.PER	NIA	Pacifico S.A. Entidad Prestadora de Salud	Ownership	99.870	UnitedHealth Group Incorporated		
		.00000	82-1485491				SJ East Campus ASC, LLC		NIA	SCJHS-SCA Holdings, LLC	Ownership	51.000	UnitedHealth Group Incorporated		
		.00000	20-1004228				Small Business Insurance Advisors, Inc.	.TX	NIA	USHEALTH Group, Inc.	Ownership	100.000	UnitedHealth Group Incorporated		
		.00000	20-1004228				Sobam – Centro Médico Hospitalar S.A.	.BRA	NIA	Santa Helena Assistência Médica S.A.	Ownership	98.088	UnitedHealth Group Incorporated		
		.00000								CMO – Centro Médico de Oftalmologia S/S Ltda.	Ownership	1.912	UnitedHealth Group Incorporated		
		.00000	98-1453235				Sobam – Centro Médico Hospitalar S.A.	.BRA	NIA	Clínica Santa María S.p.A.	Ownership	99.743	UnitedHealth Group Incorporated		
		.00000	98-1453235				Sociedad de Inversiones Santa María SpA	.CHL	NIA	Clínica Dávila y Servicios Médicos S.p.A.	Ownership	0.257	UnitedHealth Group Incorporated		
		.00000	98-1462570				Sociedad de Inversiones Santa María SpA	.CHL	NIA	Constructora Inmobiliaria Magapoq S.A.	Ownership	0.000	UnitedHealth Group Incorporated		
		.00000	98-1462570				Sociedad Editorial para la Ciencia Ltda.	.COL	NIA	Banmédica S.A.	Ownership	76.290	UnitedHealth Group Incorporated		
		.00000	46-0729622				Solstice Administration Services, Inc.		NIA	Solstice Benefits, Inc.	Ownership	100.000	UnitedHealth Group Incorporated		
		.00000	30-0760846				Solstice Administrators of Alabama, Inc.	.AL	NIA	Solstice Administration Services, Inc.	Ownership	100.000	UnitedHealth Group Incorporated		
		.00000	35-2657270				Solstice Administrators of Arizona, Inc.	.AZ	NIA	Solstice Administration Services, Inc.	Ownership	100.000	UnitedHealth Group Incorporated		
		.00000	32-0392448				Solstice Administrators of Missouri, Inc.	.MO	NIA	Solstice Administration Services, Inc.	Ownership	100.000	UnitedHealth Group Incorporated		
							Solstice Administrators of North Carolina, Inc.		NIA	Solstice Administration Services, Inc.	Ownership	100.000	UnitedHealth Group Incorporated		
		.00000	30-0756426				Solstice Administrators of South Carolina, Inc.	.NC	NIA	Solstice Administration Services, Inc.	Ownership	100.000	UnitedHealth Group Incorporated		
		.00000	26-4743087				Solstice Administrators of Texas, Inc.	.SC	NIA	Solstice Administration Services, Inc.	Ownership	100.000	UnitedHealth Group Incorporated		
		.00000	90-0880348				Solstice Administrators, Inc.	.TX	NIA	Solstice Administration Services, Inc.	Ownership	100.000	UnitedHealth Group Incorporated		
		.00000	26-4839323				Solstice Benefit Services, Inc.	.CA	NIA	Specialty Benefits, LLC	Ownership	100.000	UnitedHealth Group Incorporated		
		.00000	20-4815388				Solstice Benefits, Inc.	.FL	NIA	Specialty Benefits, LLC	Ownership	100.000	UnitedHealth Group Incorporated		
.0707	UnitedHealth Group Incorporated	.12341	14-1917982				Solstice Health Insurance Company	.FL	IA	Specialty Benefits, LLC	Ownership	100.000	UnitedHealth Group Incorporated		
.0707	UnitedHealth Group Incorporated	.13971	27-1395245				Solstice Healthplans of Arizona, Inc.	.NY	IA	Solstice Administration Services, Inc.	Ownership	100.000	UnitedHealth Group Incorporated		
.0707	UnitedHealth Group Incorporated	.16610	30-1200533				Solstice Healthplans of Colorado, Inc.	.AZ	IA	Solstice Administration Services, Inc.	Ownership	100.000	UnitedHealth Group Incorporated		
.0707	UnitedHealth Group Incorporated	.00000	35-2709791				Solstice Healthplans of New Jersey, Inc.	.CO	IA	Solstice Administration Services, Inc.	Ownership	100.000	UnitedHealth Group Incorporated		
		.00000	46-1042329				Solstice Healthplans of Ohio, Inc.	.NJ	NIA	Solstice Benefits, Inc.	Ownership	100.000	UnitedHealth Group Incorporated		
.0707	UnitedHealth Group Incorporated	.16878	30-1190514				Solstice Healthplans of Tennessee, Inc.	.OH	IA	Solstice Administration Services, Inc.	Ownership	100.000	UnitedHealth Group Incorporated		
.0707	UnitedHealth Group Incorporated	.00000	32-0583241				Solstice Healthplans of Texas, Inc.	.TN	NIA	Solstice Administration Services, Inc.	Ownership	100.000	UnitedHealth Group Incorporated		
.0707	UnitedHealth Group Incorporated	.16892	36-4935990				Solstice Healthplans, Inc.	.TX	IA	Solstice Administration Services, Inc.	Ownership	100.000	UnitedHealth Group Incorporated		
.0707	UnitedHealth Group Incorporated	.00000	46-3786700				Solstice of Illinois, Inc.	.FL	IA	Solstice Benefits, Inc.	Ownership	100.000	UnitedHealth Group Incorporated		
.0707	UnitedHealth Group Incorporated	.16790	26-2699505				Solstice of Minnesota, Inc.	.IL	IA	Solstice Administration Services, Inc.	Ownership	100.000	UnitedHealth Group Incorporated		
.0707	UnitedHealth Group Incorporated	.00000	32-0545152				Solstice of New York, Inc.	.MN	NIA	Solstice Administration Services, Inc.	Ownership	100.000	UnitedHealth Group Incorporated		
		.00000	26-1891960				Solutran, LLC	.NY	NIA	Optum Financial, Inc.	Ownership	100.000	UnitedHealth Group Incorporated		
		.00000	41-1593424				Somerset Outpatient Surgery, L.L.C.	.DE	NIA	SCA-Somerset, LLC	Ownership	60.888	UnitedHealth Group Incorporated		
		.00000	20-8433398				South Arlington Surgical Providers, LLC	.NJ	NIA	Surgical Care Affiliates, LLC	Influence	51.000	UnitedHealth Group Incorporated		
							Southern California Medical Practice Concepts, LLC	.TX	NIA	Riverside Electronic Healthcare Resources, Inc.	Ownership	100.000	UnitedHealth Group Incorporated		1
		.00000	88-0201420				Southwest Medical Associates, Inc.	.CA	NIA	Sierra Health Services, Inc.	Ownership	100.000	UnitedHealth Group Incorporated		1
		.00000	38-2609888				Southwest Michigan Health Network Inc.	.NV	NIA	UnitedHealthcare, Inc.	Ownership	100.000	UnitedHealth Group Incorporated		
		.00000	36-4369359				Space Coast Surgical Center, LLC	.MI	NIA	SCA-Mokena, LLC	Ownership	54.299	UnitedHealth Group Incorporated		
		.00000	75-2516426				Space Coast Surgical Center, Ltd.	.IL	NIA	SCA Rockledge JV, LLC	Ownership	52.191	UnitedHealth Group Incorporated		
		.00000	75-2516426				Spartanburg Surgery Center, LLC	.FL	NIA	Endoscopy Center Affiliates, Inc.	Ownership	0.889	UnitedHealth Group Incorporated		
		.00000	57-0953005				Specialists in Urology Surgery Center, LLC	.FL	NIA	SCA-Spartanburg Holdings, LLC	Ownership	10.700	UnitedHealth Group Incorporated		2
		.00000	55-0790742				Specialized Pharmaceuticals, Inc.	.SC	NIA	SCA Specialists of Florida, LLC	Ownership	100.000	UnitedHealth Group Incorporated		2
		.00000	25-1868213				Specialty Benefits, LLC	.PA	NIA	QoL Acquisition Holdings Corp.	Ownership	100.000	UnitedHealth Group Incorporated		
		.00000	41-1921983				Specialty Billing Solutions, LLC	.DE	NIA	United HealthCare Services, Inc.	Ownership	100.000	UnitedHealth Group Incorporated		
		.00000	20-1494993				Specialty Surgical Center, LLC	.CO	NIA	Pinnacle III, LLC	Ownership	100.000	UnitedHealth Group Incorporated		
		.00000	20-3412545				Spectera of New York, IPA, Inc.	.NJ	NIA	SCA-Sparta, LLC	Ownership	51.000	UnitedHealth Group Incorporated		
		.00000	71-0886811				Spectera, Inc.	.NY	NIA	Spectera, Inc.	Ownership	100.000	UnitedHealth Group Incorporated		
		.00000	52-1260282				Spectrum Health Orthopedic Surgery Center, LLC	.MD	NIA	Specialty Benefits, LLC	Ownership	100.000	UnitedHealth Group Incorporated		
		.00000	85-2207319					.MI	NIA	SCA Spectrum Health Partners, LLC	Ownership	100.000	UnitedHealth Group Incorporated		

SCHEDULE Y  
PART 1A - DETAIL OF INSURANCE HOLDING COMPANY SYSTEM

1	2	3	4	5	6	7	8	9	10	11	12	13	14	15	16
Group Code	Group Name	NAIC Company Code	ID Number	Federal RSSD	CIK	Name of Securities Exchange if Publicly Traded (U.S. or International)	Names of Parent, Subsidiaries Or Affiliates	Domi-ciliary Location	Relation-ship to Reporting Entity	Directly Controlled by (Name of Entity/Person)	Type of Control (Ownership, Board, Management, Attorney-in-Fact, Influence, Other)	If Control is Owner-ship Provide Percen-tage	Ultimate Controlling Entity(ies)/Person(s)	Is an SCA Filing Re-quired? (Y/N)	*
		.00000	20-4615218				Sports and Spinal Physical Therapy, Inc. ....	.DC	NIA.....	ProHEALTH Medical Management, LLC .....	Ownership.....	100.000	UnitedHealth Group Incorporated .....		
		.00000	62-1770924				SRPS, LLC .....	.DE	NIA.....	Progressive Enterprises Holdings, Inc. ....	Ownership.....	100.000	UnitedHealth Group Incorporated .....		
		.00000	75-2201400				St. Cloud Outpatient Surgery, Ltd., a Minnesota Limited Partnership .....	.MN	NIA.....	St. Cloud Surgical Center, LLC .....	Ownership.....	17.371	UnitedHealth Group Incorporated .....		2
		.00000	41-1348916				St. Cloud Surgical Center, LLC .....	.DE	NIA.....	Surgery Center Holding, LLC .....	Ownership.....	100.000	UnitedHealth Group Incorporated .....		2
		.00000	61-1748081				St. Louis Cardiovascular Institute, LLC .....	.MO	NIA.....	SCA-St. Louis Holdings, LLC .....	Ownership.....	51.000	UnitedHealth Group Incorporated .....		
		.00000	61-1754451				St. Louis Specialty Surgical Center, LLC .....	.MO	NIA.....	SCA-St. Louis Holdings, LLC .....	Ownership.....	51.000	UnitedHealth Group Incorporated .....		
		.00000	85-2023852				Stonegate JV Partners, LLC .....	.TX	NIA.....	SCA Stonegate Holdings, LLC .....	Ownership.....	39.216	UnitedHealth Group Incorporated .....		2
		.00000	20-1211544				Stonegate Surgery Center, L.P. ....	.TX	NIA.....	Stonegate JV Partners, LLC .....	Ownership.....	51.000	UnitedHealth Group Incorporated .....		2
		.00000	20-1211544				Stonegate Surgery Center, L.P. ....	.TX	NIA.....	SCA Stonegate Holdings, LLC .....	Ownership.....	12.335	UnitedHealth Group Incorporated .....		
		.00000	47-4990107				Summer Street ASC, LLC .....	.CT	NIA.....	SCA Specialty Holdings of Connecticut, LLC .....	Ownership.....	49.000	UnitedHealth Group Incorporated .....		2
		.00000	06-1082848				SunSurgery, LLC .....	.DE	NIA.....	Surgical Care Affiliates, LLC .....	Ownership.....	100.000	UnitedHealth Group Incorporated .....		2
		.00000	82-5164277				Surgery Center at Cherry Creek, LLC .....	.CO	NIA.....	SCA-Denver Physicians Holdings, LLC .....	Ownership.....	100.000	UnitedHealth Group Incorporated .....		
		.00000	85-4085692				Surgery Center at Cottonwood, LLC .....	.UT	NIA.....	SCA Cottonwood Holdings, LLC .....	Ownership.....	55.000	UnitedHealth Group Incorporated .....		
		.00000	85-4085559				Surgery Center at Grove Creek, LLC .....	.UT	NIA.....	SCA Grove Creek Holdings, LLC .....	Ownership.....	51.000	UnitedHealth Group Incorporated .....		
		.00000	82-5207693				Surgery Center at Kissing Camels, LLC .....	.CO	NIA.....	SCA-Kissing Camels Holdings, LLC .....	Ownership.....	68.600	UnitedHealth Group Incorporated .....		
		.00000	85-4070407				Surgery Center at South Ogden, LLC .....	.UT	NIA.....	SCA South Ogden Holdings, LLC .....	Ownership.....	55.000	UnitedHealth Group Incorporated .....		
		.00000	81-3129674				Surgery Center at St. Vincent, LLC .....	.OR	NIA.....	Providence & SCA On-Campus Holdings, LLC .....	Ownership.....	57.700	UnitedHealth Group Incorporated .....		2
		.00000	62-1739361				Surgery Center Holding, LLC .....	.DE	NIA.....	Surgical Care Affiliates, LLC .....	Ownership.....	100.000	UnitedHealth Group Incorporated .....		2
		.00000	62-1509341				Surgery Center of Boca Raton, Inc. ....	.FL	NIA.....	Surgical Health, LLC .....	Ownership.....	100.000	UnitedHealth Group Incorporated .....		
		.00000	63-1214140				Surgery Center of Colorado Springs, LLC .....	.DE	NIA.....	SC Affiliates, LLC .....	Ownership.....	100.000	UnitedHealth Group Incorporated .....		
		.00000	42-1166764				Surgery Center of Des Moines, LLC .....	.DE	NIA.....	Surgery Center Holding, LLC .....	Ownership.....	100.000	UnitedHealth Group Incorporated .....		
		.00000	72-1349752				Surgery Center of Easton, LLC .....	.DE	NIA.....	SC Affiliates, LLC .....	Ownership.....	100.000	UnitedHealth Group Incorporated .....		
		.00000	63-1212213				Surgery Center of Ellicott City, Inc. ....	.DE	NIA.....	SC Affiliates, LLC .....	Ownership.....	100.000	UnitedHealth Group Incorporated .....		
		.00000	20-1733152				Surgery Center of Fairfield County, LLC .....	.DE	NIA.....	SCA-Connecticut Partners, LLC .....	Ownership.....	51.000	UnitedHealth Group Incorporated .....		2
		.00000	62-1179539				Surgery Center of Lexington, LLC .....	.DE	NIA.....	SC Affiliates, LLC .....	Ownership.....	49.000	UnitedHealth Group Incorporated .....		2
		.00000	62-1179537				Surgery Center of Louisville, LLC .....	.DE	NIA.....	SC Affiliates, LLC .....	Ownership.....	100.000	UnitedHealth Group Incorporated .....		2
		.00000	63-1231944				Surgery Center of Maui, LLC .....	.DE	NIA.....	SC Affiliates, LLC .....	Ownership.....	100.000	UnitedHealth Group Incorporated .....		
		.00000	83-2600045				Surgery Center of Mt. Scott, LLC .....	.OR	NIA.....	Providence & SCA Off-Campus Holdings, LLC .....	Ownership.....	51.000	UnitedHealth Group Incorporated .....		2
		.00000	63-1194204				Surgery Center of Muskogee, LLC .....	.DE	NIA.....	SC Affiliates, LLC .....	Ownership.....	100.000	UnitedHealth Group Incorporated .....		2
		.00000	11-3701564				Surgery Center of Rockville, L.L.C. ....	.MD	NIA.....	SCA-Rockville, LLC .....	Ownership.....	59.000	UnitedHealth Group Incorporated .....		
		.00000	63-1212214				Surgery Center of Southern Pines, LLC .....	.DE	NIA.....	Surgery Center Holding, LLC .....	Ownership.....	100.000	UnitedHealth Group Incorporated .....		
		.00000	82-3448050				Surgery Center of The Woodlands, LLC .....	.TX	NIA.....	SCA-Woodlands Holdings, LLC .....	Ownership.....	54.790	UnitedHealth Group Incorporated .....		
		.00000	82-3448050				Surgery Center of Wilmington Properties, LLC .....	.NC	NIA.....	Surgery Center of Wilmington, LLC .....	Ownership.....	100.000	UnitedHealth Group Incorporated .....		
		.00000					Surgery Center of Wilmington, LLC .....	.NC	NIA.....	SCA-Wilmington, LLC .....	Ownership.....	100.000	UnitedHealth Group Incorporated .....		
		.00000	26-1767806				Surgery Center of Wilson, LLC .....	.NC	NIA.....	SCA-Wilson, LLC .....	Ownership.....	76.450	UnitedHealth Group Incorporated .....		
		.00000	36-3562598				Surgery Centers of Des Moines, Ltd., an Iowa Limited Partnership .....	.IA	NIA.....	Surgery Center of Des Moines, LLC .....	Ownership.....	68.750	UnitedHealth Group Incorporated .....		
		.00000	68-0282268				Surgery Centers-West Holdings, LLC .....	.DE	NIA.....	Surgical Care Affiliates, LLC .....	Ownership.....	100.000	UnitedHealth Group Incorporated .....		
		.00000	20-8922307				Surgical Care Affiliates, LLC .....	.DE	NIA.....	SCA1 Holdings, LLC .....	Ownership.....	100.000	UnitedHealth Group Incorporated .....		
		.00000	46-2971080				Surgical Care Partners of Melbourne, LLC .....	.DE	NIA.....	SHC Melbourne, Inc. ....	Ownership.....	76.164	UnitedHealth Group Incorporated .....		
		.00000	75-1925497				Surgical Caregivers of Fort Worth, LLC .....	.TX	NIA.....	Surgical Care Affiliates, LLC .....	Influence.....	51.000	UnitedHealth Group Incorporated .....		
		.00000	63-1251243				Surgical Center of Greensboro, LLC .....	.NC	NIA.....	NSC Greensboro, LLC .....	Ownership.....	35.716	UnitedHealth Group Incorporated .....		2
		.00000	22-2709324				Surgical Center of South Jersey, Limited Partnership .....	.NJ	NIA.....	SCA-South Jersey, LLC .....	Ownership.....	64.598	UnitedHealth Group Incorporated .....		2
		.00000	22-2709324				Surgical Center of South Jersey, Limited Partnership .....	.NJ	NIA.....	SC Affiliates, LLC .....	Ownership.....	5.886	UnitedHealth Group Incorporated .....		2
		.00000	63-1138507				Surgical Center of Tuscaloosa Holdings, LLC .....	.AL	NIA.....	Surgical Care Affiliates, LLC .....	Ownership.....	100.000	UnitedHealth Group Incorporated .....		2
		.00000	65-1321064				Surgical Eye Experts, LLC .....	.MA	NIA.....	Reliant Medical Group, Inc. ....	Ownership.....	100.000	UnitedHealth Group Incorporated .....		1
		.00000	83-3113263				Surgical Health Of Orlando, LLC .....	.FL	NIA.....	Surgical Health, LLC .....	Ownership.....	79.802	UnitedHealth Group Incorporated .....		1
		.00000	58-1941168				Surgical Health, LLC .....	.DE	NIA.....	Surgical Care Affiliates, LLC .....	Ownership.....	100.000	UnitedHealth Group Incorporated .....		
		.00000	27-0168681				Surgical Hospital Holdings of Oklahoma, LLC .....	.DE	NIA.....	SCA Surgery Holdings, LLC .....	Ownership.....	100.000	UnitedHealth Group Incorporated .....		

SCHEDULE Y  
PART 1A - DETAIL OF INSURANCE HOLDING COMPANY SYSTEM

1	2	3	4	5	6	7	8	9	10	11	12	13	14	15	16
Group Code	Group Name	NAIC Company Code	ID Number	Federal RSSD	CIK	Name of Securities Exchange if Publicly Traded (U.S. or International)	Names of Parent, Subsidiaries Or Affiliates	Domi-ciliary Location	Relation-ship to Reporting Entity	Directly Controlled by (Name of Entity/Person)	Type of Control (Ownership, Board, Management, Attorney-in-Fact, Influence, Other)	If Control is Owner-ship Provide Percen-tage	Ultimate Controlling Entity(ies)/Person(s)	Is an SCA Filing Re-quired? (Y/N)	*
		.00000	84-4983977				Surgical Management Solutions, LLC .....	.DE	NIA.....	SC Affiliates, LLC .....	Ownership.....	100.000	UnitedHealth Group Incorporated .....		
		.00000	64-0629000				Surgicare of Jackson, LLC .....	.DE	NIA.....	Surgery Center Holding, LLC .....	Ownership.....	100.000	UnitedHealth Group Incorporated .....		
							Surgicare of Jackson, Ltd., a Mississippi Limited Partnership .....	.MS	NIA.....	Surgicare of Jackson, LLC .....	Ownership.....	40.000	UnitedHealth Group Incorporated .....		2
		.00000	75-2287141				Surgicare of Joliet, Inc. ....	.IL	NIA.....	Surgery Center Holding, LLC .....	Ownership.....	100.000	UnitedHealth Group Incorporated .....		2
		.00000	75-2501191				Surgicare of La Veta, Inc. ....	.CA	NIA.....	Surgery Centers-West Holdings, LLC .....	Ownership.....	100.000	UnitedHealth Group Incorporated .....		
							Surgicare of La Veta, Ltd., a California Limited Partnership .....	.CA	NIA.....	Beach Surgical Holdings III, LLC .....	Ownership.....	30.666	UnitedHealth Group Incorporated .....		2
		.00000	75-2507129				Surgicare of Minneapolis, LLC .....	.DE	NIA.....	Surgery Center Holding, LLC .....	Ownership.....	100.000	UnitedHealth Group Incorporated .....		2
		.00000	41-1437636				Surgicare of Minneapolis, Ltd., a Minnesota Limited Partnership .....	.MN	NIA.....	Surgicare of Minneapolis, LLC .....	Ownership.....	21.622	UnitedHealth Group Incorporated .....		2
		.00000	75-2459713				Surgicare of Mobile, LLC .....	.DE	NIA.....	Surgery Center Holding, LLC .....	Ownership.....	100.000	UnitedHealth Group Incorporated .....		2
		.00000	75-2459715				Surgicare of Mobile, Ltd. ....	.AL	NIA.....	Surgicare of Mobile, LLC .....	Ownership.....	20.000	UnitedHealth Group Incorporated .....		2
		.00000	75-2448926				Surgicare of Oceanside, Inc. ....	.CA	NIA.....	Surgery Center Holding, LLC .....	Ownership.....	100.000	UnitedHealth Group Incorporated .....		2
		.00000	75-2184730				Surgicare of Owensboro, LLC .....	.DE	NIA.....	Surgery Center Holding, LLC .....	Ownership.....	100.000	UnitedHealth Group Incorporated .....		
		.00000	75-2200171				Surgicare of Salem, LLC .....	.DE	NIA.....	Surgery Center Holding, LLC .....	Ownership.....	100.000	UnitedHealth Group Incorporated .....		
		.00000	35-1975122				Surgicare, LLC .....	.IN	NIA.....	SCA-Surgicare, LLC .....	Ownership.....	53.684	UnitedHealth Group Incorporated .....		
		.00000	95-3329855				Surgicenters of Southern California, Inc. ....	.CA	NIA.....	Surgery Center Holding, LLC .....	Ownership.....	100.000	UnitedHealth Group Incorporated .....		
		.00000	85-0571986				SVHS-SCA Florida JV, LLC .....	.DE	NIA.....	SCA-Sacred Heart Holdings, LLC .....	Ownership.....	51.000	UnitedHealth Group Incorporated .....		
		.00000	46-1536748				Symphonix Health Holdings LLC .....	.DE	NIA.....	United HealthCare Services, Inc. ....	Ownership.....	100.000	UnitedHealth Group Incorporated .....		
							HealthCare Partners Affiliates Medical Group .....								
		.00000	93-1172065				Talbert Medical Group, P.C. ....	.CA	NIA.....	AmeriChoice Corporation .....	Ownership.....	100.000	UnitedHealth Group Incorporated .....		1
		.00000	47-4751035				TeamMD Holdings, Inc. ....	.DE	NIA.....	TeamMD Holdings, Inc. ....	Ownership.....	100.000	UnitedHealth Group Incorporated .....		1
		.00000	47-4850893				TeamMD Physicians of Texas, Inc. ....	.TX	NIA.....	TeamMD Holdings, Inc. ....	Ownership.....	100.000	UnitedHealth Group Incorporated .....		
		.00000	35-2584893				TeamMD Physicians, P.C. ....	.IA	NIA.....	Physician(s) Owned .....	Influence.....	0.000	UnitedHealth Group Incorporated .....		1
		.00000	42-1446216				TeamUP Insurance Services, Inc. ....	.CA	NIA.....	HealthMarkets Insurance Agency, Inc. ....	Ownership.....	100.000	UnitedHealth Group Incorporated .....		1
		.00000	82-1019055				Tecnología de Información en Salud S.A. ....	.CHL	NIA.....	Clínica Santa María S.p.A. ....	Ownership.....	50.000	UnitedHealth Group Incorporated .....		
		.00000	82-1019055				Tecnología de Información en Salud S.A. ....	.CHL	NIA.....	Clínica Dávila y Servicios Médicos S.p.A. ....	Ownership.....	50.000	UnitedHealth Group Incorporated .....		
							Texas Health Craig Ranch Surgery Center, LLC .....		NIA.....	Surgical Care Affiliates, LLC .....	Influence.....	51.500	UnitedHealth Group Incorporated .....		
		.00000	38-3897811				Texas Health Flower Mound Orthopedic Surgery Center, LLC .....	.TX	NIA.....	Surgical Care Affiliates, LLC .....	Influence.....	51.000	UnitedHealth Group Incorporated .....		
		.00000	80-0866449				Texas Health Orthopedic Surgery Center Alliance, LLC .....	.TX	NIA.....	Surgical Care Affiliates, LLC .....	Influence.....	51.000	UnitedHealth Group Incorporated .....		
		.00000	81-4977249				Texas Health Surgery Center Alliance, LLC .....	.TX	NIA.....	Surgical Care Affiliates, LLC .....	Influence.....	73.583	UnitedHealth Group Incorporated .....		
		.00000	82-2296081				Texas Health Surgery Center Bedford, LLC .....	.TX	NIA.....	Surgical Care Affiliates, LLC .....	Influence.....	51.406	UnitedHealth Group Incorporated .....		
							Texas Health Surgery Center Chisholm Trail, LLC .....	.TX	NIA.....	Surgical Care Affiliates, LLC .....	Influence.....	56.000	UnitedHealth Group Incorporated .....		
		.00000	85-1225852				Texas Health Surgery Center Irving, LLC .....	.TX	NIA.....	Surgical Care Affiliates, LLC .....	Influence.....	51.000	UnitedHealth Group Incorporated .....		
		.00000	83-1085415				Texas Health Surgery Center Las Colinas, LLC .....	.TX	NIA.....	Surgical Care Affiliates, LLC .....	Influence.....	100.000	UnitedHealth Group Incorporated .....		
		.00000	83-0781259				Texas Health Surgery Center Preston Plaza, LLC .....	.TX	NIA.....	Surgical Care Affiliates, LLC .....	Influence.....	55.199	UnitedHealth Group Incorporated .....		
		.00000	20-3991622				Texas Health Surgery Center Rockwall, LLC .....	.TX	NIA.....	Surgical Care Affiliates, LLC .....	Influence.....	51.000	UnitedHealth Group Incorporated .....		
		.00000	47-4425996				Texas Health Surgery Center Southwest Fort Worth, LLC .....	.TX	NIA.....	Surgical Care Affiliates, LLC .....	Influence.....	22.449	UnitedHealth Group Incorporated .....		
		.00000	84-3814490				Texas Health Surgery Center Waxahachie, LLC .....	.TX	NIA.....	Surgical Care Affiliates, LLC .....	Influence.....	57.000	UnitedHealth Group Incorporated .....		
		.00000	83-1464243				Texas Health Surgery Center Willow Park, LLC .....								
		.00000	84-1953918				The Advisory Board Company .....	.DE	NIA.....	OptumInsight, Inc. ....	Ownership.....	100.000	UnitedHealth Group Incorporated .....		
.0707	UnitedHealth Group Incorporated .....	.00000	52-1468699				The Chesapeake Life Insurance Company .....	.OK	IA.....	HealthMarkets Group, Inc. ....	Ownership.....	100.000	UnitedHealth Group Incorporated .....		
.0707	UnitedHealth Group Incorporated .....	.00000	52-0676509				The Everett Clinic, PLLC .....	.WA	NIA.....	Everett Physicians, Inc. P.S. ....	Ownership.....	100.000	UnitedHealth Group Incorporated .....		1
		.00000	91-0214500												

SCHEDULE Y  
PART 1A - DETAIL OF INSURANCE HOLDING COMPANY SYSTEM

1	2	3	4	5	6	7	8	9	10	11	12	13	14	15	16
Group Code	Group Name	NAIC Company Code	ID Number	Federal RSSD	CIK	Name of Securities Exchange if Publicly Traded (U.S. or International)	Names of Parent, Subsidiaries Or Affiliates	Domi-ciliary Location	Relation-ship to Reporting Entity	Directly Controlled by (Name of Entity/Person)	Type of Control (Ownership, Board, Management, Attorney-in-Fact, Influence, Other)	If Control is Owner-ship Provide Percen-tage	Ultimate Controlling Entity(ies)/Person(s)	Is an SCA Filing Re-quired? (Y/N)	*
		.00000	20-5562797				The Eye Surgery Center of the Carolinas, L.P.	.NC.	.NIA	Surgery Center of Southern Pines, LLC	Ownership	20.000	UnitedHealth Group Incorporated		.2
		.00000	56-1970224				The Lewin Group, Inc.	.NC.	.NIA	Optum Public Sector Solutions, Inc.	Ownership	100.000	UnitedHealth Group Incorporated		.2
		.00000	61-1409045				The Outpatient Surgery Center of Hilton Head, LLC	.SC.	.NIA	SCA-Hilton Head, LLC	Ownership	20.000	UnitedHealth Group Incorporated		.2
		.00000	83-1192367				The Polyclinic MSO, LLC	.DE.	.NIA	Collaborative Care Holdings, LLC	Ownership	80.100	UnitedHealth Group Incorporated		.2
		.00000	91-0369070				The Polyclinic, PLLC	.WA.	.NIA	Polyclinic Holdings, P.C.	Ownership	100.000	UnitedHealth Group Incorporated		.1
		.00000	72-1349755				The Surgery Center of Easton, L.P.	.TN.	.NIA	Surgery Center of Easton, LLC	Ownership	42.000	UnitedHealth Group Incorporated		.2
		.00000	06-1552689				The Surgical Center of Connecticut, LLC	.CT.	.NIA	SCA-Main Street, LLC	Ownership	20.936	UnitedHealth Group Incorporated		.2
		.00000	37-1446353				The Surgcal Center of the Treasure Coast, L.L.C.	.FL.	.NIA	SCA-St. Lucie, LLC	Ownership	51.000	UnitedHealth Group Incorporated		.2
		.00000	26-1579919				Thomas Johnson Surgery Center, LLC	.MD.	.NIA	SCA-Frederick, LLC	Ownership	60.000	UnitedHealth Group Incorporated		
		.00000	25-1825549				Three Rivers Holdings, Inc.	.DE.	.NIA	AmeriChoice Corporation	Ownership	100.000	UnitedHealth Group Incorporated		
		.00000	63-1194203				Three Rivers Surgical Care, L.P.	.TN.	.NIA	Surgery Center of Muskogee, LLC	Ownership	14.904	UnitedHealth Group Incorporated		
		.00000	63-1194203				Three Rivers Surgical Care, L.P.	.TN.	.NIA	Muskogee Surgical Investors, LLC	Ownership	85.096	UnitedHealth Group Incorporated		
		.00000	59-3143128				Tmesys, LLC	.FL.	.NIA	PMSI Holdings, LLC	Ownership	100.000	UnitedHealth Group Incorporated		
		.00000	98-1287904				Topimagem Diagnóstico por Imagem Ltda.	.BRA.	.NIA	Esho – Empresa de Serviços Hospitalares S.A.	Ownership	99.000	UnitedHealth Group Incorporated		
		.00000	83-1528858				Trails Edge Surgery Center, LLC		.NIA	SCA-Bonita Springs, LLC	Ownership	51.000	UnitedHealth Group Incorporated		
		.00000	46-5482620				Trauma Surgery Affiliates, LLC	.TX.	.NIA	National Surgery Centers, LLC	Ownership	49.000	UnitedHealth Group Incorporated		.2
		.00000	52-1431155				Travel Express Incorporated	.MD.	.NIA	FrontierMEDEX, Inc.	Ownership	100.000	UnitedHealth Group Incorporated		.2
		.00000	46-2613170				Treasure Valley Emerald Properties, LLC	.DE.	.NIA	Treasure Valley Hospital Limited Partnership	Ownership	100.000	UnitedHealth Group Incorporated		.2
		.00000	33-0592165				Trio Motion, LLC	.ID.	.NIA	Surgical Health, LLC	Ownership	38.495	UnitedHealth Group Incorporated		.2
		.00000	46-5530255				Triple Aim Partners Holdings, Inc.	.DE.	.NIA	Optum Labs, LLC	Ownership	100.000	UnitedHealth Group Incorporated		.2
		.00000	30-0226127				Triple Aim Partners, LLC	.DE.	.NIA	Optum, Inc.	Ownership	100.000	UnitedHealth Group Incorporated		
.0707	UnitedHealth Group Incorporated	.15737	47-3788473				Tufts Health Freedom Insurance Company	.NH.	.IA	Triple Aim Partners Holdings, Inc.	Ownership	100.000	UnitedHealth Group Incorporated		
.0707	UnitedHealth Group Incorporated	.00000	30-0858646				Tufts Health Freedom Plans, Inc.	.DE.	.NIA	Tufts Health Freedom Plans, Inc.	Ownership	100.000	UnitedHealth Group Incorporated		
		.00000	63-0974161				Tuscaloosa Surgical Center, L.P.	.AL.	.NIA	United HealthCare Services, Inc.	Ownership	30.000	UnitedHealth Group Incorporated		.2
		.00000	94-3077084				U.S. Behavioral Health Plan, California	.CA.	.IA	Surgical Center of Tuscaloosa Holdings, LLC	Ownership	100.000	UnitedHealth Group Incorporated		.2
		.00000	98-1388279				UHC Finance (Ireland) Unlimited Company	.IRL.	.NIA	United Behavioral Health	Ownership	100.000	UnitedHealth Group Incorporated		
		.00000	41-1913059				UHC International Services, Inc.		.NIA	UnitedHealth Group International Finance (Ireland) Unlimited Company	Ownership	100.000	UnitedHealth Group Incorporated		
		.00000	95-2931460				UHC of California	.CA.	.IA	UnitedHealth Group Incorporated	Ownership	100.000	UnitedHealth Group Incorporated		
		.00000	98-1103713				UHCG – FZE	.ARE.	.NIA	United HealthCare Services, Inc.	Ownership	100.000	UnitedHealth Group Incorporated		
		.00000	98-1372063				UHCG Holdings (Ireland) Limited	.IRL.	.NIA	United Healthcare Global Medical (UK) Limited	Ownership	100.000	UnitedHealth Group Incorporated		
		.00000	98-1372064				UHCG Services (Ireland) Limited	.IRL.	.NIA	United HealthCare Services, Inc.	Ownership	100.000	UnitedHealth Group Incorporated		
		.00000	98-1122490				UHG Brasil Participações S.A.	.BRA.	.NIA	UHCG Holdings (Ireland) Limited	Ownership	100.000	UnitedHealth Group Incorporated		
		.00000	98-0559902				UHG Holdings UK IV Limited	.GBR.	.NIA	Polar II Fundo de Investimento em Participações Multiestratégia	Ownership	100.000	UnitedHealth Group Incorporated		
		.00000	98-1249178				UHG Holdings UK V Limited	.GBR.	.NIA	Bordeaux UK Holdings I Limited	Ownership	100.000	UnitedHealth Group Incorporated		
		.00000	98-1390073				UHG Holdings UK VI Limited	.GBR.	.NIA	UHG Holdings UK IV Limited	Ownership	100.000	UnitedHealth Group Incorporated		
		.00000	98-1390073				UHC Holdings, Inc.	.GBR.	.NIA	UnitedHealthcare International III S.à r.l.	Ownership	99.999	UnitedHealth Group Incorporated		
		.00000	41-1921008				UICI Funding Corp. 2	.DE.	.NIA	CentrifyHealth, LLC	Ownership	0.001	UnitedHealth Group Incorporated		
		.00000	39-1995276				UMR, Inc.	.DE.	.NIA	United HealthCare Services, Inc.	Ownership	100.000	UnitedHealth Group Incorporated		
		.00000	98-1444648				Unidad Médica Diagnóstico S.A.	.COL.	.NIA	HealthMarkets, LLC	Ownership	100.000	UnitedHealth Group Incorporated		
		.00000	98-1444648				Unidad Médica Diagnóstico S.A.	.COL.	.NIA	United HealthCare Services, Inc.	Ownership	100.000	UnitedHealth Group Incorporated		
.0707	UnitedHealth Group Incorporated	.91529	52-1996029				Unimerica Insurance Company	.IA.	.NIA	Coimedic Medicina Prepagada S.A.	Ownership	92.380	UnitedHealth Group Incorporated		
										Banmedica Internacional SpA	Ownership	7.620	UnitedHealth Group Incorporated		
										OptumHealth Holdings, LLC	Ownership	100.000	UnitedHealth Group Incorporated		

SCHEDULE Y  
PART 1A - DETAIL OF INSURANCE HOLDING COMPANY SYSTEM

1	2	3	4	5	6	7	8	9	10	11	12	13	14	15	16
Group Code	Group Name	NAIC Company Code	ID Number	Federal RSSD	CIK	Name of Securities Exchange if Publicly Traded (U.S. or International)	Names of Parent, Subsidiaries Or Affiliates	Domi-ciliary Location	Relation-ship to Reporting Entity	Directly Controlled by (Name of Entity/Person)	Type of Control (Ownership, Board, Management, Attorney-in-Fact, Influence, Other)	If Control is Owner-ship Provide Percen-tage	Ultimate Controlling Entity(ies)/Person(s)	Is an SCA Filing Re-quired? (Y/N)	*
							Unimerica Life Insurance Company of New York								
..0707 ...	UnitedHealth Group Incorporated .....	..11596	01-0637149 .....	.....	.....	.....	UnitedHealthcare Insurance Company .....	..NY.....	..IA.....	UnitedHealthcare Insurance Company .....	Ownership.....	..100.000	UnitedHealth Group Incorporated .....	.....	.....
..0707 ...	UnitedHealth Group Incorporated .....	..00000	20-5917714 .....	.....	.....	.....	Unison Health Plan of Delaware, Inc. ....	..DE.....	..IA.....	Three Rivers Holdings, Inc. ....	Ownership.....	..100.000	UnitedHealth Group Incorporated .....	.....	.....
		..00000	94-2649097 .....	.....	.....	.....	United Behavioral Health .....	..CA.....	..NIA.....	OptumHealth Holdings, LLC .....	Ownership.....	..100.000	UnitedHealth Group Incorporated .....	.....	.....
		..00000	41-1868911 .....	.....	.....	.....	United Behavioral Health of New York, I.P.A., Inc. ....	..NY.....	..NIA.....	United Behavioral Health .....	Ownership.....	..100.000	UnitedHealth Group Incorporated .....	.....	.....
		..00000	75-2583080 .....	.....	.....	.....	United Group Reinsurance, Inc. ....	..TCA.....	..NIA.....	HealthMarkets, LLC .....	Ownership.....	..100.000	UnitedHealth Group Incorporated .....	.....	.....
		..00000	41-1289245 .....	3410132	.....	.....	United HealthCare Services, Inc. ....	..UIP.....	..UIP.....	UnitedHealth Group Incorporated .....	Ownership.....	..100.000	UnitedHealth Group Incorporated .....	.....	.....
		..00000	75-2601147 .....	3410132	.....	.....	United Management Services, Inc. ....	..NY.....	..NIA.....	HealthMarkets, LLC .....	Ownership.....	..100.000	UnitedHealth Group Incorporated .....	.....	.....
		..00000	30-0318238 .....	.....	.....	.....	United Resource Networks IPA of New York, Inc. ....	..NY.....	..NIA.....	OptumHealth Care Solutions, LLC .....	Ownership.....	..100.000	UnitedHealth Group Incorporated .....	.....	.....
		..00000	01-0538317 .....	.....	.....	.....	UnitedHealth Advisors, LLC .....	..ME.....	..NIA.....	United HealthCare Services, Inc. ....	Ownership.....	..100.000	UnitedHealth Group Incorporated .....	.....	.....
		..00000	41-1321939 .....	4665014	0000731766	New York Stock Exchange ..	UnitedHealth Group Incorporated .....	..DE.....	..UIP.....	Self .....	Ownership.....	..100.000	UnitedHealth Group Incorporated .....	.....	.....
		..00000	98-1422474 .....	4665014	0000731766	New York Stock Exchange ..	UnitedHealth Group International Finance (Ireland) Unlimited Company .....	..IRL.....	..NIA.....	UnitedHealthcare Europe S.á r.l. ....	Ownership.....	..100.000	UnitedHealth Group Incorporated .....	.....	.....
		..00000	84-3188598 .....	.....	.....	.....	UnitedHealth Group International Finance LLC .....	.....	..NIA.....	UHG Holdings UK IV Limited .....	Ownership.....	..100.000	UnitedHealth Group Incorporated .....	.....	.....
		..00000	46-3311984 .....	.....	.....	.....	UnitedHealth Group Ventures, LLC .....	..DE.....	..NIA.....	UnitedHealth Group Incorporated .....	Ownership.....	..100.000	UnitedHealth Group Incorporated .....	.....	.....
		..00000	41-1917398 .....	.....	.....	.....	UnitedHealth International, Inc. ....	..DE.....	..NIA.....	UnitedHealth Group Incorporated .....	Ownership.....	..100.000	UnitedHealth Group Incorporated .....	.....	.....
		..00000	26-2574977 .....	.....	.....	.....	UnitedHealth Military & Veterans Services, LLC .....	..DE.....	..NIA.....	United HealthCare Services, Inc. ....	Ownership.....	..100.000	UnitedHealth Group Incorporated .....	.....	.....
..0707 ...	UnitedHealth Group Incorporated .....	..95174	33-0115163 .....	.....	.....	.....	UnitedHealthcare Benefits of Texas, Inc. ....	..TX.....	..IA.....	United HealthCare Services, Inc. ....	Ownership.....	..100.000	UnitedHealth Group Incorporated .....	.....	.....
..0707 ...	UnitedHealth Group Incorporated .....	..00000	47-3221444 .....	.....	.....	.....	UnitedHealthcare Benefits Plan of California .....	..CA.....	..IA.....	United HealthCare Services, Inc. ....	Ownership.....	..100.000	UnitedHealth Group Incorporated .....	.....	.....
		..00000	46-4348775 .....	.....	.....	.....	UnitedHealthcare Community Plan of California, Inc. ....	..CA.....	..IA.....	United HealthCare Services, Inc. ....	Ownership.....	..100.000	UnitedHealth Group Incorporated .....	.....	.....
..0707 ...	UnitedHealth Group Incorporated .....	..13168	26-2688274 .....	.....	.....	.....	UnitedHealthcare Community Plan of Georgia, Inc. ....	..GA.....	..IA.....	AmeriChoice Corporation .....	Ownership.....	..100.000	UnitedHealth Group Incorporated .....	.....	.....
..0707 ...	UnitedHealth Group Incorporated .....	..12323	56-2451429 .....	.....	.....	.....	UnitedHealthcare Community Plan of Ohio, Inc. ....	..OH.....	..IA.....	Three Rivers Holdings, Inc. ....	Ownership.....	..100.000	UnitedHealth Group Incorporated .....	.....	.....
..0707 ...	UnitedHealth Group Incorporated .....	..11141	91-2008361 .....	.....	.....	.....	UnitedHealthcare Community Plan of Texas, L.L.C. ....	..TX.....	..IA.....	Ovations, Inc. ....	Ownership.....	..100.000	UnitedHealth Group Incorporated .....	.....	.....
..0707 ...	UnitedHealth Group Incorporated .....	..95467	38-3204052 .....	.....	.....	.....	UnitedHealthcare Community Plan, Inc. ....	..MI.....	..IA.....	AmeriChoice Corporation .....	Ownership.....	..100.000	UnitedHealth Group Incorporated .....	.....	.....
..0707 ...	UnitedHealth Group Incorporated .....	..00000	98-1200034 .....	.....	.....	.....	UnitedHealthcare Consulting & Assistance Service (Beijing) Co., Ltd. ....	..CHN.....	..NIA.....	UnitedHealthcare International I B.V. ....	Ownership.....	..100.000	UnitedHealth Group Incorporated .....	.....	.....
		..00000	98-1199879 .....	.....	.....	.....	UnitedHealthcare Europe S.á r.l. ....	..LUX.....	..NIA.....	Bordeaux UK Holdings II Limited .....	Ownership.....	..100.000	UnitedHealth Group Incorporated .....	.....	.....
		..00000	98-1104429 .....	.....	.....	.....	UnitedHealthcare Global Canada Limited .....	..CAN.....	..NIA.....	UnitedHealthcare International I B.V. ....	Ownership.....	..100.000	UnitedHealth Group Incorporated .....	.....	.....
		..00000	98-1029201 .....	.....	.....	.....	UnitedHealthcare Global Medical (UK) Limited .....	..GBR.....	..NIA.....	UnitedHealthcare International I B.V. ....	Ownership.....	..100.000	UnitedHealth Group Incorporated .....	.....	.....
..0707 ...	UnitedHealth Group Incorporated .....	..79413	36-2739571 .....	.....	.....	.....	UnitedHealthcare Insurance Company .....	.....	..IA.....	UHC Holdings, Inc. ....	Ownership.....	..100.000	UnitedHealth Group Incorporated .....	.....	.....
..0707 ...	UnitedHealth Group Incorporated .....	..84549	38-2044243 .....	.....	.....	.....	UnitedHealthcare Insurance Company of America .....	..IL.....	..IA.....	Symphonix Health Holdings LLC .....	Ownership.....	..100.000	UnitedHealth Group Incorporated .....	.....	.....
..0707 ...	UnitedHealth Group Incorporated .....	..60318	36-3800349 .....	.....	.....	.....	UnitedHealthcare Insurance Company of Illinois .....	..IL.....	..IA.....	UnitedHealthcare Insurance Company .....	Ownership.....	..100.000	UnitedHealth Group Incorporated .....	.....	.....
..0707 ...	UnitedHealth Group Incorporated .....	..60093	11-3283886 .....	.....	.....	.....	UnitedHealthcare Insurance Company of New York .....	..NY.....	..IA.....	UnitedHealthcare Insurance Company .....	Ownership.....	..100.000	UnitedHealth Group Incorporated .....	.....	.....
..0707 ...	UnitedHealth Group Incorporated .....	..12231	20-1902768 .....	.....	.....	.....	UnitedHealthcare Insurance Company of the River Valley .....	..IL.....	..IA.....	UnitedHealthcare, Inc. ....	Ownership.....	..100.000	UnitedHealth Group Incorporated .....	.....	.....
..0707 ...	UnitedHealth Group Incorporated .....	..00000	98-1372065 .....	.....	.....	.....	UnitedHealthcare Insurance Designated Activity Company .....	..IRL.....	..NIA.....	UHC3 Holdings (Ireland) Limited .....	Ownership.....	..100.000	UnitedHealth Group Incorporated .....	.....	.....
		..00000	86-0618309 .....	.....	.....	.....	UnitedHealthcare Integrated Services, Inc. ....	.....	..IA.....	Ovations, Inc. ....	Ownership.....	..100.000	UnitedHealth Group Incorporated .....	.....	.....
		..00000	41-1988797 .....	.....	.....	.....	UnitedHealthcare International Asia, LLC .....	..DE.....	..NIA.....	UnitedHealth Group Incorporated .....	Ownership.....	..100.000	UnitedHealth Group Incorporated .....	.....	.....
		..00000	98-1100512 .....	.....	.....	.....	UnitedHealthcare International I B.V. ....	..NLD.....	..NIA.....	FrontierMEDEX US, Inc. ....	Ownership.....	..100.000	UnitedHealth Group Incorporated .....	.....	.....
		..00000	98-1079459 .....	.....	.....	.....	UnitedHealthcare International II S.á r.l. ....	..LUX.....	..NIA.....	Bordeaux UK Holdings I Limited .....	Ownership.....	..100.000	UnitedHealth Group Incorporated .....	.....	.....



SCHEDULE Y  
PART 1A - DETAIL OF INSURANCE HOLDING COMPANY SYSTEM

1	2	3	4	5	6	7	8	9	10	11	12	13	14	15	16
Group Code	Group Name	NAIC Company Code	ID Number	Federal RSSD	CIK	Name of Securities Exchange if Publicly Traded (U.S. or International)	Names of Parent, Subsidiaries Or Affiliates	Domi-ciliary Location	Relation-ship to Reporting Entity	Directly Controlled by (Name of Entity/Person)	Type of Control (Ownership, Board, Management, Attorney-in-Fact, Influence, Other)	If Control is Owner-ship Provide Percen-tage	Ultimate Controlling Entity(ies)/Person(s)	Is an SCA Filing Re-quired? (Y/N)	*
		.00000	98-1340853				UnitedHealthcare International III B.V. ....	.NLD	.NIA	UnitedHealthcare Europe S.à r.l. ....	Ownership.....	100.000	UnitedHealth Group Incorporated		
		.00000	98-1077436				UnitedHealthcare International III S.à r.l. .	.LUX	.NIA	Optum Services (Ireland) Limited .....	Ownership.....	100.000	UnitedHealth Group Incorporated		
		.00000	98-1080926				UnitedHealthcare International IV S.à r.l. .	.LUX	.NIA	UnitedHealthcare International VIII S.à r.l. ....	Ownership.....	100.000	UnitedHealth Group Incorporated		
		.00000	98-1372060				UnitedHealthcare International VII S.à r.l. .	.LUX	.NIA	UHC Finance (Ireland) Unlimited Company .....	Ownership.....	100.000	UnitedHealth Group Incorporated		
							UnitedHealthcare International VIII S.à r.l. .								
		.00000	98-1372062					.LUX	.NIA	UnitedHealthcare International X S.à r.l. .	Ownership.....	100.000	UnitedHealth Group Incorporated		
										UnitedHealthcare International III S.à r.l. .					
		.00000	98-1443728				UnitedHealthcare International X S.à r.l. .	.LUX	.NIA		Ownership.....	100.000	UnitedHealth Group Incorporated		
.0707	UnitedHealth Group Incorporated	.97179	86-0207231				UnitedHealthcare Life Insurance Company .....		.IA	Golden Rule Financial Corporation .....	Ownership.....	100.000	UnitedHealth Group Incorporated		
.0707	UnitedHealth Group Incorporated	.95784	63-0899562				UnitedHealthcare of Alabama, Inc. ....	.AL	.IA	UnitedHealthcare, Inc. ....	Ownership.....	100.000	UnitedHealth Group Incorporated		
.0707	UnitedHealth Group Incorporated	.96016	86-0507074				UnitedHealthcare of Arizona, Inc. ....	.AZ	.IA	UnitedHealthcare, Inc. ....	Ownership.....	100.000	UnitedHealth Group Incorporated		
.0707	UnitedHealth Group Incorporated	.95446	63-1036819				UnitedHealthcare of Arkansas, Inc. ....	.AR	.IA	UnitedHealthcare, Inc. ....	Ownership.....	100.000	UnitedHealth Group Incorporated		
.0707	UnitedHealth Group Incorporated	.95090	84-1004639				UnitedHealthcare of Colorado, Inc. ....	.CO	.IA	UnitedHealthcare, Inc. ....	Ownership.....	100.000	UnitedHealth Group Incorporated		
.0707	UnitedHealth Group Incorporated	.95264	59-1293865				UnitedHealthcare of Florida, Inc. ....	.FL	.IA	UnitedHealthcare, Inc. ....	Ownership.....	100.000	UnitedHealth Group Incorporated		
.0707	UnitedHealth Group Incorporated	.95850	58-1653544				UnitedHealthcare of Georgia, Inc. ....	.GA	.IA	UnitedHealthcare, Inc. ....	Ownership.....	100.000	UnitedHealth Group Incorporated		
.0707	UnitedHealth Group Incorporated	.95776	36-3280214				UnitedHealthcare of Illinois, Inc. ....	.IL	.IA	UnitedHealthcare, Inc. ....	Ownership.....	100.000	UnitedHealth Group Incorporated		
.0707	UnitedHealth Group Incorporated	.96644	62-1240316				UnitedHealthcare of Kentucky, Ltd. ....	.KY	.IA	UnitedHealthcare, Inc. ....	Ownership.....	5.828	UnitedHealth Group Incorporated		
.0707	UnitedHealth Group Incorporated	.96644	62-1240316				UnitedHealthcare of Kentucky, Ltd. ....	.KY	.IA	United HealthCare Services, Inc. ....	Ownership.....	94.172	UnitedHealth Group Incorporated		
.0707	UnitedHealth Group Incorporated	.95833	72-1074008				UnitedHealthcare of Louisiana, Inc. ....	.LA	.IA	UnitedHealthcare, Inc. ....	Ownership.....	100.000	UnitedHealth Group Incorporated		
.0707	UnitedHealth Group Incorporated	.95716	63-1036817				UnitedHealthcare of Mississippi, Inc. ....	.MS	.IA	UnitedHealthcare, Inc. ....	Ownership.....	100.000	UnitedHealth Group Incorporated		
.0707	UnitedHealth Group Incorporated	.95149	05-0413469				UnitedHealthcare of New England, Inc. ....	.RI	.IA	United HealthCare Services, Inc. ....	Ownership.....	100.000	UnitedHealth Group Incorporated		
.0707	UnitedHealth Group Incorporated	.13214	26-2697886				UnitedHealthcare of New Mexico, Inc. ....	.NM	.IA	UnitedHealthcare Insurance Company .....	Ownership.....	100.000	UnitedHealth Group Incorporated		
.0707	UnitedHealth Group Incorporated	.95085	06-1172891				UnitedHealthcare of New York, Inc. ....	.NY	.IA	AmeriChoice Corporation .....	Ownership.....	100.000	UnitedHealth Group Incorporated		
.0707	UnitedHealth Group Incorporated	.95103	56-1461010				UnitedHealthcare of North Carolina, Inc. ....	.NC	.IA	UnitedHealthcare, Inc. ....	Ownership.....	100.000	UnitedHealth Group Incorporated		
.0707	UnitedHealth Group Incorporated	.95186	31-1142815				UnitedHealthcare of Ohio, Inc. ....	.OH	.IA	United HealthCare Services, Inc. ....	Ownership.....	100.000	UnitedHealth Group Incorporated		
.0707	UnitedHealth Group Incorporated	.96903	33-0115166				UnitedHealthcare of Oklahoma, Inc. ....	.OK	.IA	United HealthCare Services, Inc. ....	Ownership.....	100.000	UnitedHealth Group Incorporated		
.0707	UnitedHealth Group Incorporated	.95893	93-0938819				UnitedHealthcare of Oregon, Inc. ....	.OR	.IA	United HealthCare Services, Inc. ....	Ownership.....	100.000	UnitedHealth Group Incorporated		
.0707	UnitedHealth Group Incorporated	.95220	25-1756858				UnitedHealthcare of Pennsylvania, Inc. ....	.PA	.IA	Three Rivers Holdings, Inc. ....	Ownership.....	100.000	UnitedHealth Group Incorporated		
.0707	UnitedHealth Group Incorporated	.16740	35-2674992				UnitedHealthcare of South Carolina, Inc. ....	.SC	.IA	UnitedHealthcare, Inc. ....	Ownership.....	100.000	UnitedHealth Group Incorporated		
.0707	UnitedHealth Group Incorporated	.95765	95-3939697				UnitedHealthcare of Texas, Inc. ....	.TX	.IA	UnitedHealthcare, Inc. ....	Ownership.....	100.000	UnitedHealth Group Incorporated		
.0707	UnitedHealth Group Incorporated	.95025	52-1130183				UnitedHealthcare of the Mid-Atlantic, Inc. ....	.MD	.IA	UnitedHealthcare, Inc. ....	Ownership.....	100.000	UnitedHealth Group Incorporated		
.0707	UnitedHealth Group Incorporated	.95591	47-0676824				UnitedHealthcare of the Midlands, Inc. ....	.NE	.IA	UnitedHealthcare, Inc. ....	Ownership.....	100.000	UnitedHealth Group Incorporated		
.0707	UnitedHealth Group Incorporated	.96385	43-1361841				UnitedHealthcare of the Midwest, Inc. ....	.MO	.IA	UnitedHealthcare, Inc. ....	Ownership.....	100.000	UnitedHealth Group Incorporated		
.0707	UnitedHealth Group Incorporated	.95501	41-1488563				UnitedHealthcare of Utah, Inc. ....	.UT	.IA	UnitedHealthcare, Inc. ....	Ownership.....	100.000	UnitedHealth Group Incorporated		
.0707	UnitedHealth Group Incorporated	.48038	91-1312551				UnitedHealthcare of Washington, Inc. ....	.WA	.IA	United HealthCare Services, Inc. ....	Ownership.....	100.000	UnitedHealth Group Incorporated		
.0707	UnitedHealth Group Incorporated	.95710	39-1555888				UnitedHealthcare of Wisconsin, Inc. ....	.WI	.IA	UnitedHealthcare, Inc. ....	Ownership.....	100.000	UnitedHealth Group Incorporated		
							UnitedHealthcare Plan of the River Valley, Inc. ....								
.0707	UnitedHealth Group Incorporated	.95378	36-3379945					.IL	.IA	UnitedHealthcare, Inc. ....	Ownership.....	100.000	UnitedHealth Group Incorporated		
.0707	UnitedHealth Group Incorporated	.00000	47-0854646				UnitedHealthcare Service LLC .....	.DE	.NIA	UnitedHealthcare Insurance Company .....	Ownership.....	100.000	UnitedHealth Group Incorporated		
		.00000	01-0518346				UnitedHealthcare Specialty Benefits, LLC .....	.ME	.NIA	Specialty Benefits, LLC .....	Ownership.....	100.000	UnitedHealth Group Incorporated		
		.00000	41-1922511				UnitedHealthcare, Inc. ....	.DE	.NIA	United HealthCare Services, Inc. ....	Ownership.....	100.000	UnitedHealth Group Incorporated		
		.00000	27-0815205				Unity Health Network, LLC .....	.DE	.NIA	Collaborative Care Holdings, LLC .....	Ownership.....	80.100	UnitedHealth Group Incorporated		
		.00000	26-4219191				UpFront Insurance Agency, LLC .....	.MN	.NIA	Optum Labs, LLC .....	Ownership.....	100.000	UnitedHealth Group Incorporated		
		.00000	83-4657754				Upland Holdings, LLC .....	.CA	.NIA	NSC Upland, LLC .....	Ownership.....	58.991	UnitedHealth Group Incorporated		
		.00000	33-0812827				Upland Outpatient Surgical Center, L.P. ....	.CA	.NIA	Upland Holdings, LLC .....	Ownership.....	51.000	UnitedHealth Group Incorporated		
		.00000	26-0382877				Urgent Care Holdings, Inc. ....	.DE	.NIA	Optum Clinics Intermediate Holdings, Inc. ....	Ownership.....	100.000	UnitedHealth Group Incorporated		
		.00000	26-3667220				Urgent Care MSO, LLC .....	.DE	.NIA	Urgent Care Holdings, Inc. ....	Ownership.....	100.000	UnitedHealth Group Incorporated		
		.00000	75-2613230				Urology Associates of North Texas, P.L.L.C. .	.TX	.NIA	USMD Affiliated Services .....	Ownership.....	100.000	UnitedHealth Group Incorporated		
		.00000	20-3887008				USHEALTH Academy, Inc. ....	.TX	.NIA	USHEALTH Group, Inc. ....	Ownership.....	100.000	UnitedHealth Group Incorporated		
		.00000	26-4163593				USHEALTH Administrators, LLC .....	.DE	.NIA	USHEALTH Group, Inc. ....	Ownership.....	100.000	UnitedHealth Group Incorporated		
		.00000	26-3887598				USHEALTH Advisors, LLC .....	.TX	.NIA	USHEALTH Career Agency, Inc. ....	Ownership.....	100.000	UnitedHealth Group Incorporated		
		.00000	75-2192748				USHEALTH Career Agency, Inc. ....	.DE	.NIA	USHEALTH Group, Inc. ....	Ownership.....	100.000	UnitedHealth Group Incorporated		
		.00000	75-2225185				USHEALTH Funding, Inc. ....	.DE	.NIA	USHEALTH Group, Inc. ....	Ownership.....	100.000	UnitedHealth Group Incorporated		

SCHEDULE Y  
PART 1A - DETAIL OF INSURANCE HOLDING COMPANY SYSTEM

1	2	3	4	5	6	7	8	9	10	11	12	13	14	15	16
Group Code	Group Name	NAIC Company Code	ID Number	Federal RSSD	CIK	Name of Securities Exchange if Publicly Traded (U.S. or International)	Names of Parent, Subsidiaries Or Affiliates	Domi-ciliary Location	Relation-ship to Reporting Entity	Directly Controlled by (Name of Entity/Person)	Type of Control (Ownership, Board, Management, Attorney-in-Fact, Influence, Other)	If Control is Owner-ship Provide Percen-tage	Ultimate Controlling Entity(ies)/Person(s)	Is an SCA Filing Re-quired? (Y/N)	*
		.00000	73-1165000				USHEALTH Group, Inc.	.DE	NIA	Golden Rule Financial Corporation	Ownership	100.000	UnitedHealth Group Incorporated		
		.00000	20-8048861				USMD Administrative Services, L.L.C.	.TX	NIA	USMD Inc.	Ownership	100.000	UnitedHealth Group Incorporated		
		.00000	27-2956222				USMD Affiliated Services	.TX	NIA	USMD Inc.	Ownership	100.000	UnitedHealth Group Incorporated		
		.00000	27-2803133				USMD Diagnostic Services, LLC	.TX	NIA	WellMed Networks, Inc.	Ownership	100.000	UnitedHealth Group Incorporated		.1
		.00000	27-2866866				USMD Holdings, Inc.	.DE	NIA	WellMed Medical Management, Inc.	Ownership	100.000	UnitedHealth Group Incorporated		.1
		.00000	73-1662763				USMD Hospital at Arlington, L.P.	.TX	NIA	MAT-RX DEVELOPMENT, L.L.C.	Ownership	45.396	UnitedHealth Group Incorporated		.1
		.00000	20-3571243				USMD Hospital at Fort Worth, L.P.	.TX	NIA	MAT-RX DEVELOPMENT, L.L.C.	Ownership	20.024	UnitedHealth Group Incorporated		.1
		.00000	20-8050318				USMD Inc.	.TX	NIA	USMD Holdings, Inc.	Ownership	100.000	UnitedHealth Group Incorporated		.1
		.00000	73-1662757				USMD of Arlington GP, L.L.C.	.TX	NIA	MAT-RX DEVELOPMENT, L.L.C.	Ownership	100.000	UnitedHealth Group Incorporated		.1
		.00000	35-2446102				USMD PPM, LLC	.TX	NIA	USMD Inc.	Ownership	100.000	UnitedHealth Group Incorporated		.1
		.00000	87-0757396				Valley Physicians Network, Inc.	.CA	NIA	PrimeCare Medical Network, Inc.	Ownership	100.000	UnitedHealth Group Incorporated		.1
		.00000	85-0780051				Vascular Labs of the Rockies ASC, LLC	.DE	NIA	SCA-VLRL Holdings Company, LLC	Ownership	51.000	UnitedHealth Group Incorporated		
		.00000	81-2820395				Via Vitae MSO, LLC	.DE	NIA	OC Cardiology Practice Partners, LLC	Ownership	70.000	UnitedHealth Group Incorporated		
		.00000	98-1443076				Vida Integra S.p.A.	.CHL	NIA	Saden S.A.	Ownership	0.000	UnitedHealth Group Incorporated		
		.00000	98-1443076				Vida Integra S.p.A.	.CHL	NIA	Banmedica S.A.	Ownership	100.000	UnitedHealth Group Incorporated		
		.00000	98-1443076				Vida Tres S.A.	.CHL	NIA	Clínica Dávila y Servicios Médicos S.p.A.	Ownership	0.000	UnitedHealth Group Incorporated		
		.00000					Vida Tres S.A.	.CHL	NIA	Banmedica S.A.	Ownership	100.000	UnitedHealth Group Incorporated		
		.00000	85-2778858				Virtua-SCA Holdings II, LLC		NIA	SCA Outside New Jersey, LLC	Ownership	45.000	UnitedHealth Group Incorporated		.2
		.00000	47-4149749				Virtual Therapeutics Corporation	.DE	NIA	Optum Labs, LLC	Ownership	5.613	UnitedHealth Group Incorporated		.2
		.00000	47-4149749				Virtual Therapeutics Corporation	.DE	NIA	United HealthCare Services, Inc.	Ownership	36.552	UnitedHealth Group Incorporated		
		.00000	47-4149749				Virtual Therapeutics Corporation	.DE	NIA	UnitedHealth Group Ventures, LLC	Ownership	41.670	UnitedHealth Group Incorporated		
		.00000	85-1453387				Vitucci, LCSW, P.C.	.IL	NIA	Physician(s) Owned	Influence	0.000	UnitedHealth Group Incorporated		.1
		.00000	85-1453387				Vivify Health Canada, Inc.	.CAN	NIA	Vivify Health, Inc.	Ownership	100.000	UnitedHealth Group Incorporated		.1
		.00000	27-1348358				Vivify Health, Inc.		NIA	OptumHealth Care Solutions, LLC	Ownership	100.000	UnitedHealth Group Incorporated		
		.00000	46-1558718				VPay Benefits Corporation	.TX	NIA	VPay, Inc.	Ownership	100.000	UnitedHealth Group Incorporated		
		.00000	85-4390422				VPay Intermediate Holdings, LLC	.DE	NIA	Optum Financial, Inc.	Ownership	100.000	UnitedHealth Group Incorporated		
		.00000	75-2405220				VPay, Inc.	.TX	NIA	VPay Intermediate Holdings, LLC	Ownership	100.000	UnitedHealth Group Incorporated		
		.00000	36-4499777				Walnut Hill Surgery Center, LLC	.TX	NIA	Surgical Care Affiliates, LLC	Influence	51.000	UnitedHealth Group Incorporated		
		.00000	36-3469841				Wauwatosa Outpatient Surgery Center, LLC	.DE	NIA	Surgery Centers-West Holdings, LLC	Ownership	100.000	UnitedHealth Group Incorporated		
		.00000	36-3469839				Wauwatosa Surgery Center, LLC	.DE	NIA	Wauwatosa Outpatient Surgery Center, LLC	Ownership	20.000	UnitedHealth Group Incorporated		.2
		.00000	20-5429310				Wayland Square Surgicare Acquisition, L.P.	.RI	NIA	Surgery Center Holding, LLC	Ownership	1.000	UnitedHealth Group Incorporated		.2
		.00000	20-5429310				Wayland Square Surgicare Acquisition, L.P.	.RI	NIA	SC Affiliates, LLC	Ownership	99.000	UnitedHealth Group Incorporated		
		.00000	75-2500274				Wayland Square Surgicare GP, Inc.	.RI	NIA	Surgery Center Holding, LLC	Ownership	100.000	UnitedHealth Group Incorporated		
		.00000	46-2854394				Waypoint Minnesota PC	.MN	NIA	Physician(s) Owned	Influence	0.000	UnitedHealth Group Incorporated		.1
		.00000	46-2859426				Waypoint Minnesota Sports PC	.MN	NIA	ProHEALTH Medical Management, LLC	Ownership	100.000	UnitedHealth Group Incorporated		.1
		.00000	84-2233329				WellMed Network of Medicare ACO, LLC	.TX	NIA	WellMed Network of Florida, Inc.	Ownership	100.000	UnitedHealth Group Incorporated		.1
		.00000	84-2178104				WellMed Greater Texas Medicare ACO, LLC	.TX	NIA	WellMed Networks, Inc.	Ownership	100.000	UnitedHealth Group Incorporated		.1
		.00000	74-2574229				WellMed Medical Group, P.A.	.TX	NIA	Physician(s) Owned	Influence	0.000	UnitedHealth Group Incorporated		.1
		.00000	74-2797745				WellMed Medical Management of Florida, Inc.	.FL	NIA	WellMed Medical Management, Inc.	Ownership	100.000	UnitedHealth Group Incorporated		.1
		.00000	74-2786364				WellMed Medical Management, Inc.	.TX	NIA	Collaborative Care Holdings, LLC	Ownership	85.000	UnitedHealth Group Incorporated		
		.00000	35-2314192				WellMed Network of Florida, Inc.	.TX	NIA	WellMed Networks, Inc.	Ownership	100.000	UnitedHealth Group Incorporated		.1
		.00000	41-2250215				WellMed Networks - DFW, Inc.	.TX	NIA	WellMed Networks, Inc.	Ownership	100.000	UnitedHealth Group Incorporated		.1
		.00000	74-2889447				WellMed Networks, Inc.	.TX	NIA	Physician(s) Owned	Influence	0.000	UnitedHealth Group Incorporated		.1
		.00000	92-0183013				WellMed of Las Cruces, Inc.	.TX	NIA	WellMed Networks, Inc.	Ownership	100.000	UnitedHealth Group Incorporated		.1
		.00000	84-2193803				WellMed Tampa/Orlando Medicare ACO, LLC	.TX	NIA	WellMed Network of Florida, Inc.	Ownership	100.000	UnitedHealth Group Incorporated		.1
		.00000	84-2219968				WellMed Texas Medicare ACO, LLC	.TX	NIA	WellMed Networks, Inc.	Ownership	100.000	UnitedHealth Group Incorporated		.1
		.00000	27-2809113				West Coast Endoscopy Holdings, LLC	.DE	NIA	SCA Surgery Holdings, LLC	Ownership	100.000	UnitedHealth Group Incorporated		.1
							Western Connecticut Orthopedic Surgical Center, LLC	.CT	NIA	SCA-Western Connecticut, LLC	Ownership	58.911	UnitedHealth Group Incorporated		
		.00000	47-4468184				Westgreen Surgical Center, LLC	.TX	NIA	SCA Westgreen Holdings, LLC	Ownership	51.001	UnitedHealth Group Incorporated		
		.00000	85-3312235				WestHealth JV Holdings, LLC	.DE	NIA	SCA West Health Holdings, LLC	Ownership	30.000	UnitedHealth Group Incorporated		.2
		.00000	37-1763155				WestHealth Surgery Center, LLC	.MN	NIA	WestHealth JV Holdings, LLC	Ownership	51.000	UnitedHealth Group Incorporated		.2
		.00000	45-0636596				WESTMED Practice Partners LLC	.DE	NIA	Collaborative Care Holdings, LLC	Ownership	100.000	UnitedHealth Group Incorporated		.2
		.00000	27-4816583				Wilson Creek Surgical Center, LLC	.TX	NIA	Surgical Care Affiliates, LLC	Influence	51.000	UnitedHealth Group Incorporated		

SCHEDULE Y  
PART 1A - DETAIL OF INSURANCE HOLDING COMPANY SYSTEM

1	2	3	4	5	6	7	8	9	10	11	12	13	14	15	16
Group Code	Group Name	NAIC Company Code	ID Number	Federal RSSD	CIK	Name of Securities Exchange if Publicly Traded (U.S. or International)	Names of Parent, Subsidiaries Or Affiliates	Domi-ciliary Loca-tion	Relation-ship to Reporting Entity	Directly Controlled by (Name of Entity/Person)	Type of Control (Ownership, Board, Management, Attorney-in-Fact, Influence, Other)	If Control is Owner-ship Provide Percen-tage	Ultimate Controlling Entity(ies)/Person(s)	Is an SCA Filing Re-quired? (Y/N)	*
		.00000	46-5548304				Winchester Endoscopy, LLC	IL	NIA	SCA-Winchester, LLC	Ownership	51.000	UnitedHealth Group Incorporated		
		.00000	62-1525776				Winter Park Surgery Center, L.P.	TN	NIA	SCA-Winter Park, Inc.	Ownership	1.000	UnitedHealth Group Incorporated		2
		.00000	62-1525776				Winter Park Surgery Center, L.P.	TN	NIA	Winter Park, LLC	Ownership	35.500	UnitedHealth Group Incorporated		2
		.00000	62-1587564				Winter Park, LLC	TN	NIA	SCA-Winter Park, Inc.	Ownership	51.000	UnitedHealth Group Incorporated		2
		.00000	45-2158334				WIND Medical, PLLC	TX	NIA	WellMed Networks, Inc.	Ownership	100.000	UnitedHealth Group Incorporated		1
		.00000	85-3366699				Woodbury Surgery Center, LLC	MN	NIA	SCA Woodbury Holdings, LLC	Ownership	51.000	UnitedHealth Group Incorporated		2
		.00000	45-4281054				XAS Infusion Suites, Inc.	TX	NIA	Diplomat Pharmacy, Inc.	Ownership	100.000	UnitedHealth Group Incorporated		2
		.00000	52-2102846				XLHealth Corporation	MD	NIA	United HealthCare Services, Inc.	Ownership	100.000	UnitedHealth Group Incorporated		
		.00000	98-1107695				XLHealth Corporation India Private Limited	IND	NIA	XLHealth Corporation	Ownership	99.998	UnitedHealth Group Incorporated		
		.00000	98-1107695				XLHealth Corporation India Private Limited	IND	NIA	UnitedHealth International, Inc.	Ownership	0.002	UnitedHealth Group Incorporated		
		.00000	46-3537245				XLHome Michigan, P.C.		NIA	Physician(s) Owned	Influence	0.000	UnitedHealth Group Incorporated		1
		.00000	45-5530241				XLHome Northeast, P.C.	NJ	NIA	Physician(s) Owned	Influence	0.000	UnitedHealth Group Incorporated		1
		.00000	46-2931689				XLHome Oklahoma, Inc.	OK	NIA	Physician(s) Owned	Influence	0.000	UnitedHealth Group Incorporated		1
		.00000	27-3543997				XLHome, P.C.	MD	NIA	Physician(s) Owned	Influence	0.000	UnitedHealth Group Incorporated		1

Asterisk	Explanation
1	Represents a physician or physicians' owned entity (with respect to the ultimate controlling entity), where the entity is deemed to be influenced by the ultimate controlling entity.
2	Represents a minority-owned entity (with respect to the controlling entity), where the entity is deemed to be influenced by the ultimate controlling entity.

SUPPLEMENTAL EXHIBITS AND SCHEDULES INTERROGATORIES

The following supplemental reports are required to be filed as part of your statement filing. However, in the event that your company does not transact the type of business for which the special report must be filed, your response of NO to the specific interrogatory will be accepted in lieu of filing a "NONE" report and a bar code will be printed below. If the supplement is required of your company but is not being filed for whatever reason enter SEE EXPLANATION and provide an explanation following the interrogatory questions.


	Response
1. Will the Trusteed Surplus Statement be filed with the state of domicile and the NAIC with this statement? .....	NO
2. Will the Medicare Part D Coverage Supplement be filed with the state of domicile and the NAIC with this statement? .....	NO
3. Will the Reasonableness of Assumptions Certification required by Actuarial Guideline XXXV be filed with the state of domicile and electronically with the NAIC? .....	NO
4. Will the Reasonableness and Consistency of Assumptions Certification required by Actuarial Guideline XXXV be filed with the state of domicile and electronically with the NAIC? .....	NO
5. Will the Reasonableness of Assumptions Certification for Implied Guaranteed Rate Method required by Actuarial Guideline XXXVI be filed with the state of domicile and electronically with the NAIC? .....	NO
6. Will the Reasonableness and Consistency of Assumptions Certification required by Actuarial Guideline XXXVI (Updated Average Market Value) be filed with the state of domicile and electronically with the NAIC? .....	NO
7. Will the Reasonableness and Consistency of Assumptions Certification required by Actuarial Guideline XXXVI (Updated Market Value) be filed with the state of domicile and electronically with the NAIC? .....	NO
8. Will the Life PBR Statement of Exemption be filed with the state of domicile by July 1st and electronically with the NAIC with the second quarterly filing per the Valuation Manual (by August 15)? (2nd Quarter Only) The response for 1st and 3rd quarters should be N/A. A NO response resulting with a bar code is only appropriate in the 2nd quarter. ....	YES

Explanation:

- 1.
- 2.
- 3.
- 4.
- 5.
- 6.
- 7.

Bar Code:

- 1. Trusteed Surplus Statement [Document Identifier 490]
- 2. Medicare Part D Coverage Supplement [Document Identifier 365]
- 3. Reasonableness of Assumptions Certification required by Actuarial Guideline XXXV [Document Identifier 445]
- 4. Reasonableness and Consistency of Assumptions Certification required by Actuarial Guideline XXXV [Document Identifier 446]
- 5. Reasonableness of Assumptions Certification for Implied Guaranteed Rate Method required by Actuarial Guideline XXXVI [Document Identifier 447]
- 6. Reasonableness and Consistency of Assumptions Certification required by Actuarial Guideline XXXVI [Document Identifier 448]
- 7. Reasonableness and Consistency of Assumptions Certification required by Actuarial Guideline XXXVI (Updated Market Value) [Document Identifier 449]



**OVERFLOW PAGE FOR WRITE-INS**

**NONE**

SCHEDULE A - VERIFICATION

Real Estate

	1 Year to Date	2 Prior Year Ended December 31
1. Book/adjusted carrying value, December 31 of prior year		
2. Cost of acquired:		
2.1 Actual cost at time of acquisition		
2.2 Additional investment made after acquisition		
3. Current year change in encumbrances		
4. Total gain (loss) on disposals		
5. Deduct amounts received on disposals		
6. Total foreign exchange change in book/adjusted carrying value		
7. Deduct current year's other than temporary impairment recognized		
8. Deduct current year's depreciation		
9. Book/adjusted carrying value at the end of current period (Lines 1+2+3+4-5+6-7-8)		
10. Deduct total nonadmitted amounts		
11. Statement value at end of current period (Line 9 minus Line 10)		

SCHEDULE B - VERIFICATION

Mortgage Loans

	1 Year to Date	2 Prior Year Ended December 31
1. Book value/recorded investment excluding accrued interest, December 31 of prior year		
2. Cost of acquired:		
2.1 Actual cost at time of acquisition		
2.2 Additional investment made after acquisition		
3. Capitalized deferred interest and other		
4. Accrual of discount		
5. Unrealized valuation increase (decrease)		
6. Total gain (loss) on disposals		
7. Deduct amounts received on disposals		
8. Deduct amortization of premium and mortgage interest paid and commitment fees		
9. Total foreign exchange change in book value/recorded investment excluding accrued interest		
10. Deduct current year's other than temporary impairment recognized		
11. Book value/recorded investment excluding accrued interest at end of current period (Lines 1+2+3+4+5+6-7-8+9-10)		
12. Total valuation allowance		
13. Subtotal (Line 11 plus Line 12)		
14. Deduct total nonadmitted amounts		
15. Statement value at end of current period (Line 13 minus Line 14)		

SCHEDULE BA - VERIFICATION

Other Long-Term Invested Assets

	1 Year to Date	2 Prior Year Ended December 31
1. Book/adjusted carrying value, December 31 of prior year		
2. Cost of acquired:		
2.1 Actual cost at time of acquisition		
2.2 Additional investment made after acquisition		
3. Capitalized deferred interest and other		
4. Accrual of discount		
5. Unrealized valuation increase (decrease)		
6. Total gain (loss) on disposals		
7. Deduct amounts received on disposals		
8. Deduct amortization of premium and depreciation		
9. Total foreign exchange change in book/adjusted carrying value		
10. Deduct current year's other than temporary impairment recognized		
11. Book/adjusted carrying value at end of current period (Lines 1+2+3+4+5+6-7-8+9-10)		
12. Deduct total nonadmitted amounts		
13. Statement value at end of current period (Line 11 minus Line 12)		

SCHEDULE D - VERIFICATION

Bonds and Stocks

	1 Year to Date	2 Prior Year Ended December 31
1. Book/adjusted carrying value of bonds and stocks, December 31 of prior year	2,683,767	2,604,977
2. Cost of bonds and stocks acquired	111,940	223,604
3. Accrual of discount	63	125
4. Unrealized valuation increase (decrease)	0	0
5. Total gain (loss) on disposals	0	0
6. Deduct consideration for bonds and stocks disposed of	100,000	125,000
7. Deduct amortization of premium	11,297	19,939
8. Total foreign exchange change in book/adjusted carrying value	0	0
9. Deduct current year's other than temporary impairment recognized	0	0
10. Total investment income recognized as a result of prepayment penalties and/or acceleration fees	0	0
11. Book/adjusted carrying value at end of current period (Lines 1+2+3+4+5-6-7+8-9+10)	2,684,473	2,683,767
12. Deduct total nonadmitted amounts	0	0
13. Statement value at end of current period (Line 11 minus Line 12)	2,684,473	2,683,767

SCHEDULE D - PART 1B

Showing the Acquisitions, Dispositions and Non-Trading Activity  
During the Current Quarter for all Bonds and Preferred Stock by NAIC Designation

NAIC Designation	1 Book/Adjusted Carrying Value Beginning of Current Quarter	2 Acquisitions During Current Quarter	3 Dispositions During Current Quarter	4 Non-Trading Activity During Current Quarter	5 Book/Adjusted Carrying Value End of First Quarter	6 Book/Adjusted Carrying Value End of Second Quarter	7 Book/Adjusted Carrying Value End of Third Quarter	8 Book/Adjusted Carrying Value December 31 Prior Year
BONDS								
1. NAIC 1 (a) .....	2,678,158	111,940	100,000	(5,625)	2,678,158	2,684,473	0	2,683,768
2. NAIC 2 (a) .....	0	0	0	0	0	0	0	0
3. NAIC 3 (a) .....	0	0	0	0	0	0	0	0
4. NAIC 4 (a) .....	0	0	0	0	0	0	0	0
5. NAIC 5 (a) .....	0	0	0	0	0	0	0	0
6. NAIC 6 (a) .....	0	0	0	0	0	0	0	0
7. Total Bonds	2,678,158	111,940	100,000	(5,625)	2,678,158	2,684,473	0	2,683,768
PREFERRED STOCK								
8. NAIC 1 .....	0	0	0	0	0	0	0	0
9. NAIC 2 .....	0	0	0	0	0	0	0	0
10. NAIC 3 .....	0	0	0	0	0	0	0	0
11. NAIC 4 .....	0	0	0	0	0	0	0	0
12. NAIC 5 .....	0	0	0	0	0	0	0	0
13. NAIC 6 .....	0	0	0	0	0	0	0	0
14. Total Preferred Stock .....	0	0	0	0	0	0	0	0
15. Total Bonds and Preferred Stock	2,678,158	111,940	100,000	(5,625)	2,678,158	2,684,473	0	2,683,768

(a) Book/Adjusted Carrying Value column for the end of the current reporting period includes the following amount of short-term and cash equivalent bonds by NAIC designation:

NAIC 1 \$ .....0 ; NAIC 2 \$ .....0 ; NAIC 3 \$ .....0 NAIC 4 \$ .....0 ; NAIC 5 \$ .....0 ; NAIC 6 \$ .....0

Schedule DA - Part 1 - Short-Term Investments

**N O N E**

Schedule DA - Verification - Short-Term Investments

**N O N E**

Schedule DB - Part A - Verification - Options, Caps, Floors, Collars, Swaps and Forwards

**N O N E**

Schedule DB - Part B - Verification - Futures Contracts

**N O N E**

Schedule DB - Part C - Section 1 - Replication (Synthetic Asset) Transactions (RSATs) Open

**N O N E**

Schedule DB-Part C-Section 2-Reconciliation of Replication (Synthetic Asset) Transactions Open

**N O N E**

Schedule DB - Verification - Book/Adjusted Carrying Value, Fair Value and Potential Exposure of  
Derivatives

**N O N E**



SCHEDULE E - PART 2 - VERIFICATION

(Cash Equivalents)

	1	2
	Year To Date	Prior Year Ended December 31
1. Book/adjusted carrying value, December 31 of prior year .....	690,067	1,240,168
2. Cost of cash equivalents acquired .....	252,577	6,911
3. Accrual of discount .....	0	0
4. Unrealized valuation increase (decrease) .....	0	(165)
5. Total gain (loss) on disposals .....	0	0
6. Deduct consideration received on disposals .....	252,563	556,847
7. Deduct amortization of premium .....	0	0
8. Total foreign exchange change in book/adjusted carrying value .....	0	0
9. Deduct current year's other than temporary impairment recognized .....	0	0
10. Book/adjusted carrying value at end of current period (Lines 1+2+3+4+5-6-7+8-9) .....	690,081	690,067
11. Deduct total nonadmitted amounts .....	0	0
12. Statement value at end of current period (Line 10 minus Line 11)	690,081	690,067

Schedule A - Part 2 - Real Estate Acquired and Additions Made

**N O N E**

Schedule A - Part 3 - Real Estate Disposed

**N O N E**

Schedule B - Part 2 - Mortgage Loans Acquired and Additions Made

**N O N E**

Schedule B - Part 3 - Mortgage Loans Disposed, Transferred or Repaid

**N O N E**

Schedule BA - Part 2 - Other Long-Term Invested Assets Acquired and Additions Made

**N O N E**

Schedule BA - Part 3 - Other Long-Term Invested Assets Disposed, Transferred or Repaid

**N O N E**

STATEMENT AS OF JUNE 30, 2021 OF THE Optum Insurance of Ohio, Inc.

## SCHEDULE D - PART 3

Show All Long-Term Bonds and Stock Acquired During the Current Quarter

[illegible]

STATEMENT AS OF JUNE 30, 2021 OF THE Optum Insurance of Ohio, Inc.

## SCHEDULE D - PART 4

Show All Long-Term Bonds and Stock Sold, Redeemed or Otherwise Disposed of During the Current Quarter

[illegible]

Schedule DB - Part A - Section 1 - Options, Caps, Floors, Collars, Swaps and Forwards Open  
**N O N E**

Schedule DB - Part B - Section 1 - Futures Contracts Open  
**N O N E**

Schedule DB - Part B - Section 1B - Brokers with whom cash deposits have been made  
**N O N E**

Schedule DB - Part D - Section 1 - Counterparty Exposure for Derivative Instruments Open  
**N O N E**

Schedule DB - Part D-Section 2 - Collateral for Derivative Instruments Open - Pledged By  
**N O N E**

Schedule DB - Part D-Section 2 - Collateral for Derivative Instruments Open - Pledged To  
**N O N E**

Schedule DB - Part E - Derivatives Hedging Variable Annuity Guarantees  
**N O N E**

Schedule DL - Part 1 - Reinvested Collateral Assets Owned  
**N O N E**

Schedule DL - Part 2 - Reinvested Collateral Assets Owned  
**N O N E**

SCHEDULE E - PART 1 - CASH

Month End Depository Balances

1	2	3	4	5	Book Balance at End of Each Month During Current Quarter			9
					6	7	8	
					First Month	Second Month	Third Month	
Depository	Code	Rate of Interest	Amount of Interest Received During Current Quarter	Amount of Interest Accrued at Current Statement Date				*
Regions Bank ..... Birmingham, AL .....		0.000	0	0	5,250	105,613	105,613	XXX
US Bancorp ..... Minneapolis, MN .....		0.000	0	0	100,000	100,000	100,000	XXX
JP Morgan Chase ..... New York, NY .....		0.000	0	0	197,137,319	20,793,250	88,272,122	XXX
0199998. Deposits in ... 0 depositories that do not exceed the allowable limit in any one depository (See instructions) - Open Depositories	XXX	XXX	0	0	0	0	0	XXX
0199999. Totals - Open Depositories	XXX	XXX	0	0	197,242,569	20,998,863	88,477,735	XXX
0299998. Deposits in ... 0 depositories that do not exceed the allowable limit in any one depository (See instructions) - Suspended Depositories	XXX	XXX	0	0	0	0	0	XXX
0299999. Totals - Suspended Depositories	XXX	XXX	0	0	0	0	0	XXX
0399999. Total Cash on Deposit	XXX	XXX	0	0	197,242,569	20,998,863	88,477,735	XXX
0499999. Cash in Company's Office	XXX	XXX	XXX	XXX	0	0	0	XXX
.....								
.....								
.....								
.....								
.....								
.....								
.....								
.....								
.....								
0599999. Total - Cash	XXX	XXX	0	0	197,242,569	20,998,863	88,477,735	XXX

## SCHEDULE E - PART 2 - CASH EQUIVALENTS

Show Investments Owned End of Current Quarter

[illegible]