

STATEMENT AS OF JUNE 30, 2021 OF THE Westfield Specialty Insurance Company
STATEMENT AS OF JUNE 30, 2021 OF THE Westfield Specialty Insurance Company



PROPERTY AND CASUALTY COMPANIES - ASSOCIATION EDITION

QUARTERLY STATEMENT

AS OF JUNE 30, 2021

OF THE CONDITION AND AFFAIRS OF THE

Westfield Specialty Insurance Company

NAIC Group Code 0228 0228 NAIC Company Code 16992 Employer's ID Number 85-3971150
(Current) (Prior)

Organized under the Laws of Ohio, State of Domicile or Port of Entry Ohio

Country of Domicile United States of America

Incorporated/Organized December 29, 2020 Commenced Business May 1, 2021

Statutory Home Office One Park Circle Westfield Center, OH, US 44251-5001
(Street and Number) (City or Town, State, Country, and Zip Code)

Main Administrative Office One Park Circle
(Street and Number)
Westfield Center, OH, US 44251-5001 330-887-0101
(City or Town, State, Country, and Zip Code) (Area Code) (Telephone Number)

Mail Address P. O. Box 5001 Westfield Center, OH, US 44251-5001
(Street and Number or P.O. Box) (City or Town, State, Country, and Zip Code)

Primary Location of Books and Records One Park Circle
(Street and Number)
Westfield Center, OH, US 44251-5001 330-887-0101
(City or Town, State, Country, and Zip Code) (Area Code) (Telephone Number)

Internet Website Address www.westfieldgrp.com

Statutory Statement Contact Jeffrey Scott Gillentine 330-887-0101
(Name) (Area Code) (Telephone Number)
FinancialReporting@westfieldgrp.com 330-887-4415
(E-mail Address) (FAX Number)

OFFICERS

Edward James Largent III President, CEO, and Board Chair
Joseph Christian Kohmann Chief Financial Officer and Treasurer
Frank Anthony Carrino Chief Legal Officer and Secretary

OTHER

Robert William Bowers Robyn Renee Hahn # Terry Lee McClaskey Jr Kristine Lynn Neale Tracey Lynn Petkovic Stuart Wayne Rosenberg Peter Robert Schwanke Craig David Welsh	National Claims and Customer Service Leader President, Commercial Lines National Personal Lines Leader Chief of Staff Chief Information Officer Chief Innovation and Strategy Officer Chief Risk Officer Chief Distribution Officer	Jeffrey Scott Gillentine Mark Anthony Kidd James Robert Merz Jennifer Constantine Palmieri Michael Joseph Prandi # David Harold Ruppel Gary William Stumper George Krieg Wiswesser	Controller Mid Market UW and Sales Leader Chief Actuarial and Analytic Officer Chief People Officer Chief Operations Officer Agribusiness UW and Sales Leader National Surety Leader Chief Investment Officer
--	--	---	--

DIRECTORS OR TRUSTEES

Barbara Marie Bulkin # David Preston Hollander Billie Kay Rawot	Cheryl Lila Carlisle John Patrick Lanigan Jr John Lewis Watson	Fariborz Ghader Edward James Largent III	Gary Dean Hallman Craig David Pfeiffer
---	--	---	---

State of Ohio
County of Medina

The officers of this reporting entity being duly sworn, each depose and say that they are the described officers of said reporting entity, and that on the reporting period state above, all of the herein described assets were the absolute property of the said reporting entity, free and clear from any liens or claims thereon, except as herein stated, and the this statement, together with related exhibits, schedules and explanations therein contained, annexed or referred to, is a full and true statement of all the assets and liabilities an of the condition and affairs of the said reporting entity as of the reporting period stated above, and of its income and deductions therefrom for the period ended, and have bee completed in accordance with the NAIC Annual Statement Instructions and Accounting Practices and Procedures manual except to the extent that: (1) state law may differ; or, (2 that state rules or regulations require differences in reporting not related to accounting practices and procedures, according to the best of their information, knowledge and beliefs respectively. Furthermore, the scope of this attestation by the described officers also includes the related corresponding electronic filing with the NAIC, when required, that is a exact copy (except for formatting differences due to electronic filing) of the enclosed statement. The electronic filing may be requested by various regulators in lieu of or i addition to the enclosed statement.

Edward James Largent III
(Signature)
Edward James Largent III
President, CEO, and Board Chair


Joseph C. Kohmann
(Signature)
Joseph Christian Kohmann
Chief Financial Officer and Treasurer

Frank A. Carrino
(Signature)
Frank Anthony Carrino
Chief Legal Officer and Secretary

Subscribed and sworn to before me this

15th day of July, 2021

Patricia L. Blunovich



- a. Is this an original filing? Yes [X] No []
b. If no,
1. State the amendment number.....
2. Date filed
Number of pages attached.....

STATEMENT AS OF JUNE 30, 2021 OF THE Westfield Specialty Insurance Company

ASSETS

	Current Statement Date			4 December 31 Prior Year Net Admitted Assets
	1 Assets	2 Nonadmitted Assets	3 Net Admitted Assets (Cols. 1 - 2)	
1. Bonds	47,261,096	0	47,261,096	0
2. Stocks:				
2.1 Preferred stocks	0	0	0	0
2.2 Common stocks	0	0	0	0
3. Mortgage loans on real estate:				
3.1 First liens	0	0	0	0
3.2 Other than first liens	0	0	0	0
4. Real estate:				
4.1 Properties occupied by the company (less \$0 encumbrances)	0	0	0	0
4.2 Properties held for the production of income (less \$0 encumbrances)	0	0	0	0
4.3 Properties held for sale (less \$0 encumbrances)	0	0	0	0
5. Cash (\$5,000), cash equivalents (\$7,733,988) and short-term investments (\$0)	7,738,988	0	7,738,988	0
6. Contract loans (including \$0 premium notes)	0	0	0	0
7. Derivatives	0	0	0	0
8. Other invested assets	0	0	0	0
9. Receivables for securities	0	0	0	0
10. Securities lending reinvested collateral assets	0	0	0	0
11. Aggregate write-ins for invested assets	0	0	0	0
12. Subtotals, cash and invested assets (Lines 1 to 11)	55,000,084	0	55,000,084	0
13. Title plants less \$0 charged off (for Title insurers only)	0	0	0	0
14. Investment income due and accrued	166,675	0	166,675	0
15. Premiums and considerations:				
15.1 Uncollected premiums and agents' balances in the course of collection	0	0	0	0
15.2 Deferred premiums, agents' balances and installments booked but deferred and not yet due (including \$0 earned but unbilled premiums)	0	0	0	0
15.3 Accrued retrospective premiums (\$0) and contracts subject to redetermination (\$0)	0	0	0	0
16. Reinsurance:				
16.1 Amounts recoverable from reinsurers	0	0	0	0
16.2 Funds held by or deposited with reinsured companies	0	0	0	0
16.3 Other amounts receivable under reinsurance contracts	0	0	0	0
17. Amounts receivable relating to uninsured plans	0	0	0	0
18.1 Current federal and foreign income tax recoverable and interest thereon	0	0	0	0
18.2 Net deferred tax asset	0	0	0	0
19. Guaranty funds receivable or on deposit	0	0	0	0
20. Electronic data processing equipment and software	0	0	0	0
21. Furniture and equipment, including health care delivery assets (\$0)	0	0	0	0
22. Net adjustment in assets and liabilities due to foreign exchange rates	0	0	0	0
23. Receivables from parent, subsidiaries and affiliates	0	0	0	0
24. Health care (\$0) and other amounts receivable	0	0	0	0
25. Aggregate write-ins for other than invested assets	0	0	0	0
26. Total assets excluding Separate Accounts, Segregated Accounts and Protected Cell Accounts (Lines 12 to 25)	55,166,759	0	55,166,759	0
27. From Separate Accounts, Segregated Accounts and Protected Cell Accounts	0	0	0	0
28. Total (Lines 26 and 27)	55,166,759	0	55,166,759	0
DETAILS OF WRITE-INS				
1101.				
1102.				
1103.				
1198. Summary of remaining write-ins for Line 11 from overflow page	0	0	0	0
1199. Totals (Lines 1101 through 1103 plus 1198)(Line 11 above)	0	0	0	0
2501.				
2502.				
2503.				
2598. Summary of remaining write-ins for Line 25 from overflow page	0	0	0	0
2599. Totals (Lines 2501 through 2503 plus 2598)(Line 25 above)	0	0	0	0

STATEMENT AS OF JUNE 30, 2021 OF THE Westfield Specialty Insurance Company

LIABILITIES, SURPLUS AND OTHER FUNDS

	1 Current Statement Date	2 December 31, Prior Year
1. Losses (current accident year \$0)	0	0
2. Reinsurance payable on paid losses and loss adjustment expenses	0	0
3. Loss adjustment expenses	0	0
4. Commissions payable, contingent commissions and other similar charges	0	0
5. Other expenses (excluding taxes, licenses and fees)	0	0
6. Taxes, licenses and fees (excluding federal and foreign income taxes)	0	0
7.1 Current federal and foreign income taxes (including \$0 on realized capital gains (losses))	7,925	0
7.2 Net deferred tax liability	4,914	0
8. Borrowed money \$0 and interest thereon \$0	0	0
9. Unearned premiums (after deducting unearned premiums for ceded reinsurance of \$0 and including warranty reserves of \$0 and accrued accident and health experience rating refunds including \$0 for medical loss ratio rebate per the Public Health Service Act)	0	0
10. Advance premium	0	0
11. Dividends declared and unpaid:		
11.1 Stockholders	0	0
11.2 Policyholders	0	0
12. Ceded reinsurance premiums payable (net of ceding commissions)	0	0
13. Funds held by company under reinsurance treaties	0	0
14. Amounts withheld or retained by company for account of others	0	0
15. Remittances and items not allocated	0	0
16. Provision for reinsurance (including \$0 certified)	0	0
17. Net adjustments in assets and liabilities due to foreign exchange rates	0	0
18. Drafts outstanding	0	0
19. Payable to parent, subsidiaries and affiliates	0	0
20. Derivatives	0	0
21. Payable for securities	5,023,750	0
22. Payable for securities lending	0	0
23. Liability for amounts held under uninsured plans	0	0
24. Capital notes \$0 and interest thereon \$0	0	0
25. Aggregate write-ins for liabilities	0	0
26. Total liabilities excluding protected cell liabilities (Lines 1 through 25)	5,036,589	0
27. Protected cell liabilities	0	0
28. Total liabilities (Lines 26 and 27)	5,036,589	0
29. Aggregate write-ins for special surplus funds	0	0
30. Common capital stock	3,000,000	0
31. Preferred capital stock	0	0
32. Aggregate write-ins for other than special surplus funds	0	0
33. Surplus notes	0	0
34. Gross paid in and contributed surplus	47,000,000	0
35. Unassigned funds (surplus)	130,170	0
36. Less treasury stock, at cost:		
36.10 shares common (value included in Line 30 \$0)	0	0
36.20 shares preferred (value included in Line 31 \$0)	0	0
37. Surplus as regards policyholders (Lines 29 to 35, less 36)	50,130,170	0
38. Totals (Page 2, Line 28, Col. 3)	55,166,759	0
DETAILS OF WRITE-INS		
2501.		
2502.		
2503.		
2598. Summary of remaining write-ins for Line 25 from overflow page	0	0
2599. Totals (Lines 2501 through 2503 plus 2598)(Line 25 above)	0	0
2901.		
2902.		
2903.		
2998. Summary of remaining write-ins for Line 29 from overflow page	0	0
2999. Totals (Lines 2901 through 2903 plus 2998)(Line 29 above)	0	0
3201.		
3202.		
3203.		
3298. Summary of remaining write-ins for Line 32 from overflow page	0	0
3299. Totals (Lines 3201 through 3203 plus 3298)(Line 32 above)	0	0

STATEMENT OF INCOME

	1 Current Year to Date	2 Prior Year to Date	3 Prior Year Ended December 31
UNDERWRITING INCOME			
1. Premiums earned:			
1.1 Direct (written \$0)	0	0	0
1.2 Assumed (written \$0)	0	0	0
1.3 Ceded (written \$0)	0	0	0
1.4 Net (written \$0)	0	0	0
DEDUCTIONS:			
2. Losses incurred (current accident year \$0):			
2.1 Direct	0	0	0
2.2 Assumed	0	0	0
2.3 Ceded	0	0	0
2.4 Net	0	0	0
3. Loss adjustment expenses incurred	0	0	0
4. Other underwriting expenses incurred	0	0	0
5. Aggregate write-ins for underwriting deductions	0	0	0
6. Total underwriting deductions (Lines 2 through 5)	0	0	0
7. Net income of protected cells	0	0	0
8. Net underwriting gain or (loss) (Line 1 minus Line 6 + Line 7)	0	0	0
INVESTMENT INCOME			
9. Net investment income earned	164,772	0	0
10. Net realized capital gains (losses) less capital gains tax of \$0	0	0	0
11. Net investment gain (loss) (Lines 9 + 10)	164,772	0	0
OTHER INCOME			
12. Net gain or (loss) from agents' or premium balances charged off (amount recovered \$0 amount charged off \$0)	0	0	0
13. Finance and service charges not included in premiums	0	0	0
14. Aggregate write-ins for miscellaneous income	0	0	0
15. Total other income (Lines 12 through 14)	0	0	0
16. Net income before dividends to policyholders, after capital gains tax and before all other federal and foreign income taxes (Lines 8 + 11 + 15)	164,772	0	0
17. Dividends to policyholders	0	0	0
18. Net income, after dividends to policyholders, after capital gains tax and before all other federal and foreign income taxes (Line 16 minus Line 17)	164,772	0	0
19. Federal and foreign income taxes incurred	29,688	0	0
20. Net income (Line 18 minus Line 19)(to Line 22)	135,084	0	0
CAPITAL AND SURPLUS ACCOUNT			
21. Surplus as regards policyholders, December 31 prior year	0	0	0
22. Net income (from Line 20)	135,084	0	0
23. Net transfers (to) from Protected Cell accounts	0	0	0
24. Change in net unrealized capital gains (losses) less capital gains tax of \$0	0	0	0
25. Change in net unrealized foreign exchange capital gain (loss)	0	0	0
26. Change in net deferred income tax	(4,914)	0	0
27. Change in nonadmitted assets	0	0	0
28. Change in provision for reinsurance	0	0	0
29. Change in surplus notes	0	0	0
30. Surplus (contributed to) withdrawn from protected cells	0	0	0
31. Cumulative effect of changes in accounting principles	0	0	0
32. Capital changes:			
32.1 Paid in	3,000,000	0	0
32.2 Transferred from surplus (Stock Dividend)	0	0	0
32.3 Transferred to surplus	0	0	0
33. Surplus adjustments:			
33.1 Paid in	47,000,000	0	0
33.2 Transferred to capital (Stock Dividend)	0	0	0
33.3 Transferred from capital	0	0	0
34. Net remittances from or (to) Home Office	0	0	0
35. Dividends to stockholders	0	0	0
36. Change in treasury stock	0	0	0
37. Aggregate write-ins for gains and losses in surplus	0	0	0
38. Change in surplus as regards policyholders (Lines 22 through 37)	50,130,170	0	0
39. Surplus as regards policyholders, as of statement date (Lines 21 plus 38)	50,130,170	0	0
DETAILS OF WRITE-INS			
0501.			
0502.			
0503.			
0598. Summary of remaining write-ins for Line 5 from overflow page	0	0	0
0599. Totals (Lines 0501 through 0503 plus 0598)(Line 5 above)	0	0	0
1401.			
1402.			
1403.			
1498. Summary of remaining write-ins for Line 14 from overflow page	0	0	0
1499. Totals (Lines 1401 through 1403 plus 1498)(Line 14 above)	0	0	0
3701.			
3702.			
3703.			
3798. Summary of remaining write-ins for Line 37 from overflow page	0	0	0
3799. Totals (Lines 3701 through 3703 plus 3798)(Line 37 above)	0	0	0

CASH FLOW

	1 Current Year To Date	2 Prior Year To Date	3 Prior Year Ended December 31
Cash from Operations			
1. Premiums collected net of reinsurance	0	0	0
2. Net investment income	(21,349)	0	0
3. Miscellaneous income	0	0	0
4. Total (Lines 1 to 3)	(21,349)	0	0
5. Benefit and loss related payments	0	0	0
6. Net transfers to Separate Accounts, Segregated Accounts and Protected Cell Accounts	0	0	0
7. Commissions, expenses paid and aggregate write-ins for deductions	0	0	0
8. Dividends paid to policyholders	0	0	0
9. Federal and foreign income taxes paid (recovered) net of \$0 tax on capital gains (losses)	21,763	0	0
10. Total (Lines 5 through 9)	21,763	0	0
11. Net cash from operations (Line 4 minus Line 10)	(43,112)	0	0
Cash from Investments			
12. Proceeds from investments sold, matured or repaid:			
12.1 Bonds	0	0	0
12.2 Stocks	0	0	0
12.3 Mortgage loans	0	0	0
12.4 Real estate	0	0	0
12.5 Other invested assets	0	0	0
12.6 Net gains or (losses) on cash, cash equivalents and short-term investments	0	0	0
12.7 Miscellaneous proceeds	5,023,750	0	0
12.8 Total investment proceeds (Lines 12.1 to 12.7)	5,023,750	0	0
13. Cost of investments acquired (long-term only):			
13.1 Bonds	47,241,650	0	0
13.2 Stocks	0	0	0
13.3 Mortgage loans	0	0	0
13.4 Real estate	0	0	0
13.5 Other invested assets	0	0	0
13.6 Miscellaneous applications	0	0	0
13.7 Total investments acquired (Lines 13.1 to 13.6)	47,241,650	0	0
14. Net increase (or decrease) in contract loans and premium notes	0	0	0
15. Net cash from investments (Line 12.8 minus Line 13.7 and Line 14)	(42,217,900)	0	0
Cash from Financing and Miscellaneous Sources			
16. Cash provided (applied):			
16.1 Surplus notes, capital notes	0	0	0
16.2 Capital and paid in surplus, less treasury stock	50,000,000	0	0
16.3 Borrowed funds	0	0	0
16.4 Net deposits on deposit-type contracts and other insurance liabilities	0	0	0
16.5 Dividends to stockholders	0	0	0
16.6 Other cash provided (applied)	0	0	0
17. Net cash from financing and miscellaneous sources (Line 16.1 through Line 16.4 minus Line 16.5 plus Line 16.6)	50,000,000	0	0
RECONCILIATION OF CASH, CASH EQUIVALENTS AND SHORT-TERM INVESTMENTS			
18. Net change in cash, cash equivalents and short-term investments (Line 11, plus Lines 15 and 17)	7,738,988	0	0
19. Cash, cash equivalents and short-term investments:			
19.1 Beginning of year	0	0	0
19.2 End of period (Line 18 plus Line 19.1)	7,738,988	0	0

Note: Supplemental disclosures of cash flow information for non-cash transactions:

--	--	--	--

NOTES TO FINANCIAL STATEMENTS

NOTE 1 Summary of Significant Accounting Policies and Going Concern

A. Accounting Practices
Westfield Specialty Insurance Company (the Company) was incorporated on December 29, 2020. The Company, domiciled in the state of Ohio, was licensed on March 22, 2021. The financial statements of the Company are presented on the basis of accounting practices prescribed or permitted by the Ohio Department of Insurance.

The Ohio Department of Insurance recognizes only statutory accounting practices (SAP) prescribed or permitted by the State of Ohio for determining and reporting the financial condition and results of operations of an insurance company, for determining its solvency under the Ohio Insurance law. The National Association of Insurance Commissioners' (NAIC) Accounting Practices and Procedures Manual (NAIC SAP) has been adopted as a component of prescribed or permitted practices by the State of Ohio.

The Company has not implemented any prescribed or permitted accounting practices by the State of Ohio that differ from those found in NAIC SAP.

A reconciliation of the Company's net income and capital and surplus between NAIC SAP and practices prescribed and permitted by the State of Ohio is shown below:

	SSAP #	F/S Page	F/S Line #	6/30/2021		12/31/2020	
NET INCOME							
(1) State basis (Page 4, Line 20, Columns 1 & 3)	XXX	XXX	XXX	\$	135,084	\$	-
(2) State Prescribed Practices that are an increase/ (decrease) from NAIC SAP:							
(3) State Permitted Practices that are an increase/(decrease) from NAIC SAP:							
(4) NAIC SAP (1-2-3=4)	XXX	XXX	XXX	\$	135,084	\$	-
SURPLUS							
(5) State basis (Page 3, Line 37, Columns 1 & 2)	XXX	XXX	XXX	\$	50,130,170	\$	-
(6) State Prescribed Practices that are an increase/(decrease) from NAIC SAP:							
(7) State Permitted Practices that are an increase/(decrease) from NAIC SAP:							
(8) NAIC SAP (5-6-7=8)	XXX	XXX	XXX	\$	50,130,170	\$	-

B. Use of Estimates in the Preparation of the Financial Statements
The preparation of financial statements in conformity with SAP requires management to make estimates and assumptions that affect the reported amounts of assets and liabilities. It also requires disclosure of contingent assets and liabilities at the date of the financial statements and the reported amounts of revenue and expenses during the period. Actual results could differ from those estimates.

C. Accounting Policy
Premiums are earned over the terms of the related insurance policies and reinsurance contracts. Unearned premium reserves are established to cover the unexpired portion of premiums written. Such reserves are computed by pro rata methods for direct business and are based on reports received from ceding companies for reinsurance.

Expenses incurred in connection with acquiring new insurance business, including such acquisition costs as sales commissions, are charged to operations as incurred. Expenses incurred are reduced for ceding allowances received or receivable.

In addition, the Company uses the following accounting policies:

- (1) Short-term investments are reported in the same manner as similar long-term investments per Statements of Statutory Accounting Principles (SSAP) No.2.
- (2) Bonds not backed by other loans are stated at amortized cost using the scientific interest method per SSAP No.26.
- (3-9) Not applicable
- (10) The Company anticipates investment income as a factor in the premium deficiency calculation, in accordance with SSAP No. 53, Property-Casualty Contracts - Premiums.
- (11) Unpaid losses and loss adjustment expenses include an amount determined from individual case estimates and loss reports and an amount, based on past experience, for losses incurred but not reported. Such liabilities are necessarily based on assumptions and estimates and, while management believes the amount is adequate, the ultimate liability may be in excess of or less than the amount provided. The methods for making such estimates and for establishing the resulting liability are continually reviewed and any adjustments are reflected in the period determined. The Company has limited exposure to asbestos and environmental claims and management believes the reserve for such claims is adequate.
- (12) The Company has not modified its capitalization policy from the prior period.
- (13) Pharmaceutical rebate receivables are applicable to health insurance entities. The Company does not offer health insurance policies.

D. Going Concern
Management continuously monitors the Company's financial results and compliance with regulatory requirements and finds no reason to expect the Company to not continue as a going concern.

NOTE 2 Accounting Changes and Corrections of Errors

The Company did not have any material changes in accounting principles or correction of errors during the year.

NOTE 3 Business Combinations and Goodwill

Not applicable

NOTE 4 Discontinued Operations

No events or transactions occurred during the year that would give rise to discontinued operations.

NOTE 5 Investments

A. Mortgage Loans, including Mezzanine Real Estate Loans
The Company does not invest in mortgage loans. No mezzanine real estate loans are held.

B. Debt Restructuring
The Company is not a creditor for any loans that have been restructured.

NOTES TO FINANCIAL STATEMENTS

- C. Reverse Mortgages
Not applicable
- D. Loan-Backed Securities
Not applicable
- E. Dollar Repurchase Agreements and/or Securities Lending Transactions
Not applicable
- F. Repurchase Agreements Transactions Accounted for as Secured Borrowing
Not applicable
- G. Reverse Repurchase Agreements Transactions Accounted for as Secured Borrowing
Not applicable
- H. Repurchase Agreements Transactions Accounted for as a Sale
Not applicable
- I. Reverse Repurchase Agreements Transactions Accounted for as a Sale
Not applicable
- J. Real Estate
Not applicable
- K. Low Income Housing tax Credits (LIHTC)
Not applicable
- L. Restricted Assets
Not applicable
- M. Working Capital Finance Investments
Not applicable
- N. Offsetting and Netting of Assets and Liabilities
Not applicable
- O. 5GI Securities
Not applicable
- P. Short Sales
Not applicable
- Q. Prepayment Penalty and Acceleration Fees
Not applicable
- R. Reporting Entity's Share of Cash Pool by Asset Type
Not applicable

NOTE 6 Joint Ventures, Partnerships and Limited Liability Companies
Not applicable

NOTE 7 Investment Income
Not applicable

NOTE 8 Derivative Instruments
Not applicable

NOTE 9 Income Taxes

- A. The components of the net deferred tax asset/(liability) at the end of current period are as follows:

1.

	As of End of Current Period			12/31/2020			Change		
	(1) Ordinary	(2) Capital	(3) (Col. 1 + 2) Total	(4) Ordinary	(5) Capital	(6) (Col. 4 + 5) Total	(7) (Col. 1 - 4) Ordinary	(8) (Col. 2 - 5) Capital	(9) (Col. 7 + 8) Total
(a) Gross Deferred Tax Assets	\$ -	\$ 21	\$ 21	\$ -	\$ -	\$ -	\$ -	\$ 21	\$ 21
(b) Statutory Valuation Allowance Adjustment	\$ -	\$ -	\$ -	\$ -	\$ -	\$ -	\$ -	\$ -	\$ -
(c) Adjusted Gross Deferred Tax Assets (1a - 1b)	\$ -	\$ 21	\$ 21	\$ -	\$ -	\$ -	\$ -	\$ 21	\$ 21
(d) Deferred Tax Assets Nonadmitted	\$ -	\$ -	\$ -	\$ -	\$ -	\$ -	\$ -	\$ -	\$ -
(e) Subtotal Net Admitted Deferred Tax Asset (1c - 1d)	\$ -	\$ 21	\$ 21	\$ -	\$ -	\$ -	\$ -	\$ 21	\$ 21
(f) Deferred Tax Liabilities	\$ -	\$ 4,935	\$ 4,935	\$ -	\$ -	\$ -	\$ -	\$ 4,935	\$ 4,935
(g) Net Admitted Deferred Tax Asset/(Net Deferred Tax Liability) (1e - 1f)	\$ -	\$ (4,914)	\$ (4,914)	\$ -	\$ -	\$ -	\$ -	\$ (4,914)	\$ (4,914)

2.

	As of End of Current Period			12/31/2020			Change		
	(1) Ordinary	(2) Capital	(3) (Col. 1 + 2) Total	(4) Ordinary	(5) Capital	(6) (Col. 4 + 5) Total	(7) (Col. 1 - 4) Ordinary	(8) (Col. 2 - 5) Capital	(9) (Col. 7 + 8) Total
Admission Calculation Components SSAP No. 101									
(a) Federal Income Taxes Paid In Prior Years Recoverable Through Loss Carrybacks	\$ -	\$ -	\$ -	\$ -	\$ -	\$ -	\$ -	\$ -	\$ -
(b) Adjusted Gross Deferred Tax Assets Expected To Be Realized (Excluding The Amount Of Deferred Tax Assets From 2(a) above) After Application of the Threshold Limitation. (The Lesser of 2(b)1 and 2(b)2 Below)	\$ -	\$ -	\$ -	\$ -	\$ -	\$ -	\$ -	\$ -	\$ -

NOTES TO FINANCIAL STATEMENTS

1. Adjusted Gross Deferred Tax Assets Expected to be Realized Following the Balance Sheet Date.	\$	-	\$	-	\$	-	\$	-	\$	-	\$	-	\$	-	\$	-
2. Adjusted Gross Deferred Tax Assets Allowed per Limitation Threshold.		XXX		XXX	\$	-		XXX		XXX	\$	-		XXX		XXX
(c) Adjusted Gross Deferred Tax Assets (Excluding The Amount Of Deferred Tax Assets From 2(a) and 2(b) above)																
Offset by Gross Deferred Tax Liabilities.	\$	-	\$	21	\$	21	\$	-	\$	-	\$	-	\$	-	\$	21
(d) Deferred Tax Assets Admitted as the result of application of SSAP No. 101. Total (2(a) + 2(b) + 2(c))	\$	-	\$	21	\$	21	\$	-	\$	-	\$	-	\$	-	\$	21

3.

		2021	2020
a. Ratio Percentage Used To Determine Recovery Period And Threshold Limitation Amount.		5013017000.000%	0.000%
b. Amount Of Adjusted Capital And Surplus Used To Determine Recovery Period And Threshold Limitation In 2(b)2 Above.	\$	50,130,170	\$ -

4.

	As of End of Current Period		12/31/2020		Change	
	(1)	(2)	(3)	(4)	(5)	(6)
	Ordinary	Capital	Ordinary	Capital	(Col. 1 - 3) Ordinary	(Col. 2 - 4) Capital
Impact of Tax Planning Strategies:						
(a) Determination of adjusted gross deferred tax assets and net admitted deferred tax assets, by tax character as a percentage.						
1. Adjusted Gross DTAs amount from Note 9A1(c)	\$ -	\$ 21	\$ -	\$ -	\$ -	\$ 21
2. Percentage of adjusted gross DTAs by tax character attributable to the impact of tax planning strategies	0.000%	0.000%	0.000%	0.000%	0.000%	0.000%
3. Net Admitted Adjusted Gross DTAs amount from Note 9A1(e)	\$ -	\$ 21	\$ -	\$ -	\$ -	\$ 21
4. Percentage of net admitted adjusted gross DTAs by tax character admitted because of the impact of tax planning strategies	0.000%	0.000%	0.000%	0.000%	0.000%	0.000%

b. Do the Company's tax-planning strategies include the use of reinsurance? Yes [] No [X]

B. Deferred Tax Liabilities Not Recognized

1. The types of temporary differences for which a DTL has not been recognized and the types of events that would cause those temporary differences to become taxable are: There are no temporary differences for which deferred tax liabilities are not recorded.
2. The cumulative amount of each type of temporary difference is: Not Applicable
3. The amount of the unrecognized DTL for temporary differences related to investments in foreign subsidiaries and foreign corporate joint ventures that are essentially permanent in duration, if determination of that liability is practicable, or a statement that determination is not practicable are: Not Applicable
4. The amount of the DTL for temporary differences other than those in item (3) above that is not recognized is: Not Applicable

C. Current income taxes incurred consist of the following major components:

	(1) As of End of Current Period	(2) 12/31/2020	(3) (Col. 1 - 2) Change
1. Current Income Tax			
(a) Federal	\$ 29,688	\$ -	\$ 29,688
(b) Foreign	\$ -	\$ -	\$ -
(c) Subtotal	\$ 29,688	\$ -	\$ 29,688
(d) Federal income tax on net capital gains	\$ -	\$ -	\$ -
(e) Utilization of capital loss carry-forwards	\$ -	\$ -	\$ -
(f) Other	\$ -	\$ -	\$ -
(g) Federal and foreign income taxes incurred	\$ 29,688	\$ -	\$ 29,688
2. Deferred Tax Assets:			
(a) Ordinary:			
(1) Discounting of unpaid losses	\$ -	\$ -	\$ -
(2) Unearned premium reserve	\$ -	\$ -	\$ -
(3) Policyholder reserves	\$ -	\$ -	\$ -
(4) Investments	\$ -	\$ -	\$ -
(5) Deferred acquisition costs	\$ -	\$ -	\$ -
(6) Policyholder dividends accrual	\$ -	\$ -	\$ -
(7) Fixed Assets	\$ -	\$ -	\$ -
(8) Compensation and benefits accrual	\$ -	\$ -	\$ -
(9) Pension accrual	\$ -	\$ -	\$ -
(10) Receivables - nonadmitted	\$ -	\$ -	\$ -
(11) Net operating loss carry-forward	\$ -	\$ -	\$ -
(12) Tax credit carry-forward	\$ -	\$ -	\$ -
(13) Other (including items <5% of total ordinary tax assets)	\$ -	\$ -	\$ -
(99) Subtotal	\$ -	\$ -	\$ -
(b) Statutory valuation allowance adjustment	\$ -	\$ -	\$ -
(c) Nonadmitted	\$ -	\$ -	\$ -
(d) Admitted ordinary deferred tax assets (2a99 - 2b - 2c)	\$ -	\$ -	\$ -
(e) Capital:			
(1) Investments	\$ 21	\$ -	\$ 21
(2) Net capital loss carry-forward	\$ -	\$ -	\$ -
(3) Real estate	\$ -	\$ -	\$ -
(4) Other (including items <5% of total ordinary tax assets)	\$ -	\$ -	\$ -
(99) Subtotal	\$ 21	\$ -	\$ 21
(f) Statutory valuation allowance adjustment	\$ -	\$ -	\$ -
(g) Nonadmitted	\$ -	\$ -	\$ -
(h) Admitted capital deferred tax assets (2e99 - 2f - 2g)	\$ 21	\$ -	\$ 21

NOTES TO FINANCIAL STATEMENTS

(i) Admitted deferred tax assets (2d + 2h)	\$	21	\$	-	\$	21
3. Deferred Tax Liabilities:						
(a) Ordinary:						
(1) Investments	\$	-	\$	-	\$	-
(2) Fixed Assets	\$	-	\$	-	\$	-
(3) Deferred and uncollected premium	\$	-	\$	-	\$	-
(4) Policyholder reserves	\$	-	\$	-	\$	-
(5) Other (including items <5% of total ordinary tax liabilities)	\$	-	\$	-	\$	-
(99) Subtotal	\$	-	\$	-	\$	-
(b) Capital:						
(1) Investments	\$	4,935	\$	-	\$	4,935
(2) Real estate	\$	-	\$	-	\$	-
(3) Other (including items <5% of total capital tax liabilities)	\$	-	\$	-	\$	-
(99) Subtotal	\$	4,935	\$	-	\$	4,935
(c) Deferred tax liabilities (3a99 + 3b99)	\$	4,935	\$	-	\$	4,935
4. Net deferred tax assets/liabilities (2i - 3c)	\$	(4,914)	\$	-	\$	(4,914)

D. Reconciliation of Federal Income Tax Rate to Actual Effective Rate Among the more significant book to tax adjustments were the following:

	Amount	Effective Tax Rate %
Permanent Differences:		
Provision computed at statutory rate	\$ 34,602	21.00%
Change in Non-Admitted Assets	\$ -	0.00%
Proration of tax exempt investment income	\$ -	0.00%
Tax exempt income deduction	\$ -	0.00%
Dividends received deduction	\$ -	0.00%
Disallowed travel and entertainment	\$ -	0.00%
Other permanent differences	\$ -	0.00%
Temporary Differences:		
Total ordinary DTA's	\$ -	0.00%
Total ordinary DTL's	\$ -	0.00%
Total capital DTA's	\$ 21	0.00%
Total capital DTL's	\$ (4,935)	-3.00%
Other:		
Statutory valuation allowance	\$ -	0.00%
Accrual adjustment - prior year	\$ -	0.00%
Other	\$ -	0.00%
Totals	\$ 29,688	18.00%
Federal and foreign income taxes incurred	\$ 29,688	18.00%
Realized capital gains (losses) tax	\$ -	0.00%
Change in net deferred income taxes	\$ -	0.00%
Total statutory income taxes	\$ 29,688	18.00%

E. Operating Loss Carryforwards and Income Taxes Available for Recoupment

1. The amounts, origination dates and expiration dates of operating loss and tax credit carry forwards available for tax purposes:

Description (Operating Loss or Tax Credit Carry Forward)	Amounts	Origination Dates	Expiration Dates
AMT Credit Carryforward	\$ -	N/A	N/A
R&D Credit Carryforward	\$ -	N/A	N/A
Foreign Tax Credit Carryforward	\$ -	N/A	N/A

2. The following is income tax expense for the current year and each preceding years that is available for recoupment in the event of future net losses:

Year	Amounts
2021-06-30	\$ 29,688
2020-12-31	\$ -
2019-12-31	\$ -

3. The Company's aggregate amount of deposits admitted under Section 6603 of the Internal Revenue Service Code. The Company did not have any protective tax deposits under Section 6603 of the Internal Revenue Service Code.

F. Consolidated Federal Income Tax Return

1. The Company's federal income tax return is consolidated with the following entities:

Ohio Farmers Insurance Company
Westfield Insurance Company
Westfield National Insurance Company
American Select Insurance Company
Old Guard Insurance Company
Westfield Champion Insurance Company
Westfield Premier Insurance Company
Westfield Superior Insurance Company
Westfield Touchstone Insurance Company
Westfield Management Company
Westfield Services, Inc.
Westfield Bancorp, Inc.
Westfield Credit Corp.
Coin Financial, Inc.

2. The manner in which the Board of Directors sets forth for allocating the consolidated federal income tax:
Each company in the consolidation has agreed to share any tax or recovery of tax based on their individual taxable income or loss. Each company's current taxable income or loss will be adjusted by any prior taxable income or loss which can be carried forward to the current year.

NOTES TO FINANCIAL STATEMENTS

G. Federal or Foreign Federal Income Tax Loss Contingencies:
None

H. Repatriation Transition Tax (RTT)
RTT owed under the TCJA
1a Has the entity fully remitted the RTT? YES
1b If yes, list the amount of the RTT paid. \$ -
If no, list the future installments to satisfy the RTT:

Installment 1	\$ -
Installment 2	\$ -
Installment 3	\$ -
Installment 4	\$ -
Installment 5	\$ -
Installment 6	\$ -
Installment 7	\$ -
Installment 8	\$ -
Total	\$ -

I. Alternative Minimum Tax (AMT) Credit
Was the AMT Credit recognized as a current year recoverable or Deferred Tax Asset (DTA)? DTA

	Amount
(1) Gross AMT Credit Recognized as:	
a. Current year recoverable	\$ -
b. Deferred tax asset (DTA)	\$ -
(2) Beginning Balance of AMT Credit Carryforward	\$ -
(3) Amounts Recovered	\$ -
(4) Adjustments	\$ -
(5) Ending Balance of AMT Credit Carryforward (5=2-3-4)	\$ -
(6) Reduction for Sequestration	\$ -
(7) Nonadmitted by Reporting Entity	\$ -
(8) Reporting Entity Ending Balance (8=5-6-7)	\$ -

NOTE 10 Information Concerning Parent, Subsidiaries, Affiliates and Other Related Parties

- A. The Company is owned and operated by its parent company, Ohio Farmers Insurance Company.
- B. The Company received capital contributions in the form of cash from its parent, Ohio Farmers Insurance Company, for the following dates and amounts:
- | | | | |
|----------------|----|------------|----------------------------|
| March 15, 2021 | \$ | 3,000,000 | capital stock |
| March 15, 2021 | \$ | 17,000,000 | additional paid in capital |
| March 31, 2021 | \$ | 30,000,000 | additional paid in capital |
- C. Transactions with related party who are not reported on Schedule Y
Not applicable
- D. There were no balances due to or from the company.
- E. Material Management or Service Contracts and Cost-Sharing Arrangements
Not applicable
- F. Guarantees or Undertakings
The Company did not make any guarantees for the benefit of an affiliate or related party resulting in material contingent exposure.
- G. The Company is owned and operated by its parent company, Ohio Farmers Insurance Company.
- H. Amount Deducted from the Value of Upstream Intermediate Entity or Ultimate Parent Owned
Not applicable
- I. Investments in SCA that Exceed 10% of Admitted Assets
The Company did not have any investments in subsidiaries or affiliates that exceeded 10% of its admitted assets.
- J. Investments in Impaired SCAs
Not applicable
- K. Investment in Foreign Insurance Subsidiary
Not applicable
- L. Investment in Downstream Noninsurance Holding Company
Not applicable
- M. All SCA Investments
Not applicable
- N. Investment in Insurance SCAs
Not applicable
- O. SCA or SSAP 48 Entity Loss Tracking
Not applicable

NOTE 11 Debt

- A. Debt, Including Capital Notes
Not applicable
- B. FHLB (Federal Home Loan Bank) Agreements
Not applicable

NOTES TO FINANCIAL STATEMENTS

NOTE 12 Retirement Plans, Deferred Compensation, Postemployment Benefits and Compensated Absences and Other Postretirement Benefit Plans

Not applicable

NOTE 13 Capital and Surplus, Dividend Restrictions and Quasi-Reorganizations

A.-I. The Company is 100% owned and operated by its parent, Ohio Farmers Insurance Company. Dividend restrictions are provided by the Insurance Regulations of the Ohio Revised Code.

J. The Company does not have any cumulative unrealized gains or losses in unassigned funds.

K. Surplus Notes
Not applicable

L.-M. Quasi-Reorganizations
Not applicable

NOTE 14 Liabilities, Contingencies and Assessments

A. Contingent Commitments
Not applicable

B. Assessments

(1) Nature of Any Assets That Could Have a Material Financial Effect

At this time, the Company is unaware of any new insolvencies and no insolvencies were brought to the Company's attention in 2021 that will have a retrospective premium-based guaranty fund assessment cost.

The Company has accrued \$0 for guaranty fund and other assessments. This represents management's best estimates on the information received from the states in which the Company writes business and may change due to many factors including the Company's share in the ultimate cost of current insolvencies.

(2) Assessments

a. Assets recognized from paid and accrued premium tax offsets and policy surcharges prior year-end	\$	-
b. Decreases current period:		
c. Increases current period:		
d. Assets recognized from paid and accrued premium tax offsets and policy surcharges current year-end	\$	-

(3) Undiscounted and Discounted Guaranty Fund Assessments - Not applicable

C. Gain Contingencies
Not applicable

D. Claims related extra contractual obligations and bad faith losses stemming from lawsuits
Not applicable

E. Product Warranties
Not applicable

F. Joint and Several Liabilities
Not applicable

G. All Other Contingencies
Various lawsuits against the Company have arisen in the course of the Company's business. Contingent liabilities arising from litigation, income taxes, and other matters are not considered material in relation to the financial position of the Company. There are no contingent liabilities arising from litigation.

The Company is a participant in the Ohio Farmers Insurance Company's pooling agreement with zero pool percentage, and as such has no accounts receivable related to agents balances or uncollected premiums.

NOTE 15 Leases

The Company does not have any material lease obligations.

NOTE 16 Information About Financial Instruments With Off-Balance Sheet Risk and Financial Instruments With Concentrations of Credit Risk

Not applicable

NOTE 17 Sale, Transfer and Servicing of Financial Assets and Extinguishments of Liabilities

A. Transfers of Receivables Reported as Sales
The Company has not sold or transferred any receivables to any other parties.

B. Transfer and Servicing of Financial Assets
Not applicable

C. Wash Sales
Not applicable

NOTE 18 Gain or Loss to the Reporting Entity from Uninsured Plans and the Uninsured Portion of Partially Insured Plans

Not applicable

NOTE 19 Direct Premium Written/Produced by Managing General Agents/Third Party Administrators

Not applicable

NOTE 20 Fair Value Measurements

A. Fair Value Measurements

NOTES TO FINANCIAL STATEMENTS

For assets that are measured and reported at fair value in the statement of financial position after initial recognition, the valuation techniques and the inputs used to develop those measurements are as follows:

Level 1 - Values are unadjusted quoted prices for identical assets and liabilities in active markets accessible at the measurement date.

Level 2 - Inputs include quoted prices for similar assets or liabilities in active markets, quoted prices from those willing to trade in markets that are not active, or other inputs that are observable or can be corroborated by market data for the term of the instrument. Such inputs include market interest rates and volatilities, spreads and yield curves.

Level 3 - Certain inputs are unobservable (supported by little or no market activity) and significant to the fair value measurement. Unobservable inputs reflect the Company's best estimate of what hypothetical market participants would use to determine a transaction price for the asset or liability at the reporting date.

The Company has no liabilities that are measured at fair value in the statement of financial position

(1) Fair Value Measurements at Reporting Date

Description for each class of asset or liability	(Level 1)	(Level 2)	(Level 3)	Net Asset Value (NAV)	Total
a. Assets at fair value					
CE - Money Market Mutual Funds	\$ -	\$ 7,733,988	\$ -	\$ -	\$ 7,733,988
Total assets at fair value/NAV	\$ -	\$ 7,733,988	\$ -	\$ -	\$ 7,733,988

Description for each class of asset or liability	(Level 1)	(Level 2)	(Level 3)	Net Asset Value (NAV)	Total
b. Liabilities at fair value					
Total liabilities at fair value	\$ -	\$ -	\$ -	\$ -	\$ -

(2) At June 30, 2021, the Company held no investments in assets or liabilities measured and reported at fair value that were classified as Level 3.

(3) The Company's policy for determining when transfers between levels is required is based upon change in the inputs used to determine fair value measurement. If an input changes, the Company evaluates the new input(s) and makes the determination whether or not a transfer between levels is appropriate. If an asset or liability is transferred between levels, it is the Company's policy to record the transfer as of the beginning of the quarter in which the transfer occurs. The Company held no assets or liabilities categorized as Level 1, 2 or 3 during the reporting period that were transferred into or out of the level categorization held at January 1, 2021.

(4) As of June 30, 2021, the Company held no investments in assets or liabilities measured and reported at fair value that were classified as Level 2 or Level 3. Historically, fair values in the Level 2 category are provided by independent pricing services. Where independent pricing services provide fair values, the Company has obtained an understanding of the methods, models and inputs used in pricing and has controls in place to validate that amounts provided represent current fair values. Estimated fair values of investments categorized as Level 3 generally include inputs for which no readily observable inputs are available and require management judgment.

(5) As of June 30, 2021, the Company had no holdings classified as either a derivative asset or liability.

B. Fair Value Reporting under SSAP 100 and Other Accounting Pronouncements - Not required

C. Fair Value Level

The method(s) and significant assumptions used to estimate the fair value of financial instruments are as follows:

Investment Securities - Fair values for bonds, including the aggregate write-ins for invested assets are based on the values prescribed by an independent pricing service or from brokers. For bonds that are not actively traded, estimated fair values are based on values of bonds of comparable yield and credit quality. The fair values for common stocks are based on quoted market prices, where available, which are provided to the Company by an independent pricing service.

Cash Equivalents - Cash equivalents include money market mutual funds, which are reported at fair value. Cash equivalents are short-term, highly liquid investments that are both readily convertible to known amounts of cash, and so near their maturity that they present insignificant risk of changes in value due to change in interest rates.

Payable for securities - The carrying amounts reported as admitted assets or liabilities for these financial instruments approximate their fair values due to the short term nature of these financial instruments.

Type of Financial Instrument	Aggregate Fair Value	Admitted Assets	(Level 1)	(Level 2)	(Level 3)	Net Asset Value (NAV)	Not Practicable (Carrying Value)
Bonds	\$ 47,922,060	\$ 47,261,096	\$ 17,490,960	\$ 30,431,100	\$ -	\$ -	\$ -
Cash equivalents	\$ 7,733,988	\$ 7,733,988	\$ -	\$ 7,733,988	\$ -	\$ -	\$ -
Payable for securities	\$ 5,023,750	\$ 5,023,750	\$ -	\$ 5,023,750	\$ -	\$ -	\$ -

D. Not Practicable to Estimate Fair Value
Not applicable

E. NAV Practical Expedient Investments
Not applicable

NOTE 21 Other Items

A. Unusual or Infrequent Items
Not applicable

B. Troubled Debt Restructuring: Debtors
Not applicable

C. Other Disclosures
Not applicable

D. Business Interruption Insurance Recoveries
The Company had no business interruption insurance recoveries in 2021.

E. State Transferable and Non-transferable Tax Credits
The Company does not have state transferable or non-transferable tax credits.

F. Subprime Mortgage Related Risk Exposure
Not applicable

NOTES TO FINANCIAL STATEMENTS

- G. Insurance-Linked Securities (ILS) Contracts
Not applicable
- H. The Amount That Could Be Realized on Life Insurance Where the Reporting Entity is Owner and Beneficiary or Has Otherwise Obtained Rights to Control the Policy
Not applicable

NOTE 22 Events Subsequent
Subsequent events have been considered through July 15, 2021 for the statutory statements issued as of June 30, 2021. No events or transactions have occurred that would give rise to a Type I or Type II subsequent event.

NOTE 23 Reinsurance
Not applicable

NOTE 24 Retrospectively Rated Contracts & Contracts Subject to Redetermination
Not applicable

NOTE 25 Change in Incurred Losses and Loss Adjustment Expenses

The Company is a participant in the Ohio Farmers Insurance Company's pooling agreement with a zero pool percentage, and as such has no net incurred losses nor loss adjustment expenses.

NOTE 26 Intercompany Pooling Arrangements
Effective May 1, 2021, the reinsurance pooling agreement was amended to include the Company at 0% participation and no other participation rates were changed. This amendment was approved by the Ohio Department of Insurance in May, 2021.

- A. The lead company, Ohio Farmers Insurance Company, and its property-casualty companies participate in a single 100% reinsurance pooling arrangement. The following companies are participants:

<u>Company</u>	<u>NAIC #</u>	<u>Percent</u>
Ohio Farmers Insurance Company	24104	19.0%
Westfield Insurance Company	24112	54.0%
Westfield National Insurance Company	24120	13.0%
American Select Insurance Company	19992	5.0%
Old Guard Insurance Company	17558	9.0%
Westfield Champion Insurance Company	16447	0.0%
Westfield Premier Insurance Company	16450	0.0%
Westfield Specialty Insurance Company	16992	0.0%
Westfield Superior Insurance Company	16449	0.0%
Westfield Touchstone Insurance Company	16448	0.0%

- B. Each participating company shares in all lines and types of business.
- C. Any cession to non-affiliated reinsurers is prior to the cession of pooling business from the affiliated pool member to the lead company.
- D. All pool members have contractual right of direct recovery from the non-affiliated reinsurer per the terms of such reinsurance agreements.
- E. No discrepancies exist between pooled business entries on the assumed and ceded reinsurance schedule of the lead company and corresponding entries on the assumed and ceded reinsurance schedules of other pool participants.
- F. The Provision for Reinsurance is recorded on a direct basis.
- G. There were no balances due to or from the company.

NOTE 27 Structured Settlements
Not applicable

NOTE 28 Health Care Receivables
Not applicable

NOTE 29 Participating Policies
Not applicable

NOTE 30 Premium Deficiency Reserves
Not applicable

NOTE 31 High Deductibles
Not applicable

NOTE 32 Discounting of Liabilities for Unpaid Losses or Unpaid Loss Adjustment Expenses
The Company does not discount the liabilities for unpaid losses or unpaid loss adjustment expenses for Workers' Compensation or any other line of business.

NOTE 33 Asbestos/Environmental Reserves
Not applicable

NOTE 34 Subscriber Savings Accounts
Not applicable

NOTE 35 Multiple Peril Crop Insurance
Not applicable

NOTES TO FINANCIAL STATEMENTS

NOTE 36 Financial Guaranty Insurance
Not applicable

STATEMENT AS OF JUNE 30, 2021 OF THE Westfield Specialty Insurance Company

GENERAL INTERROGATORIES

PART 1 - COMMON INTERROGATORIES

GENERAL

- 1.1

Did the reporting entity experience any material transactions requiring the filing of Disclosure of Material Transactions with the State of Domicile, as required by the Model Act?

Yes [] No [X]
- 1.2

If yes, has the report been filed with the domiciliary state?

Yes [] No []
- 2.1

Has any change been made during the year of this statement in the charter, by-laws, articles of incorporation, or deed of settlement of the reporting entity?

Yes [] No [X]
- 2.2

If yes, date of change:
- 3.1

Is the reporting entity a member of an Insurance Holding Company System consisting of two or more affiliated persons, one or more of which is an insurer?

If yes, complete Schedule Y, Parts 1 and 1A.

Yes [X] No []
- 3.2

Have there been any substantial changes in the organizational chart since the prior quarter end?

Yes [X] No []
- 3.3

If the response to 3.2 is yes, provide a brief description of those changes.
During the second quarter of 2021, Ohio Farmers Insurance Company formed a new company named Westfield Select Insurance Company. The application for Ohio licensure as an authorized admitted insurance company is still under review by the Ohio Department of Insurance as of June 30th, 2021.
- 3.4

Is the reporting entity publicly traded or a member of a publicly traded group?

Yes [] No [X]
- 3.5

If the response to 3.4 is yes, provide the CIK (Central Index Key) code issued by the SEC for the entity/group.
- 4.1

Has the reporting entity been a party to a merger or consolidation during the period covered by this statement?

If yes, complete and file the merger history data file with the NAIC.

Yes [] No [X]
- 4.2

If yes, provide the name of the entity, NAIC Company Code, and state of domicile (use two letter state abbreviation) for any entity that has ceased to exist as a result of the merger or consolidation.

1	2	3
Name of Entity	NAIC Company Code	State of Domicile

5.

If the reporting entity is subject to a management agreement, including third-party administrator(s), managing general agent(s), attorney-in-fact, or similar agreement, have there been any significant changes regarding the terms of the agreement or principals involved?

If yes, attach an explanation.

Yes [] No [X] N/A []
- 6.1

State as of what date the latest financial examination of the reporting entity was made or is being made.
- 6.2

State the as of date that the latest financial examination report became available from either the state of domicile or the reporting entity. This date should be the date of the examined balance sheet and not the date the report was completed or released.
- 6.3

State as of what date the latest financial examination report became available to other states or the public from either the state of domicile or the reporting entity. This is the release date or completion date of the examination report and not the date of the examination (balance sheet date).
- 6.4

By what department or departments?
N/A
- 6.5

Have all financial statement adjustments within the latest financial examination report been accounted for in a subsequent financial statement filed with Departments?

Yes [] No [] N/A [X]
- 6.6

Have all of the recommendations within the latest financial examination report been complied with?

Yes [] No [] N/A [X]
- 7.1

Has this reporting entity had any Certificates of Authority, licenses or registrations (including corporate registration, if applicable) suspended or revoked by any governmental entity during the reporting period?

Yes [] No [X]
- 7.2

If yes, give full information:
- 8.1

Is the company a subsidiary of a bank holding company regulated by the Federal Reserve Board?

Yes [X] No []
- 8.2

If response to 8.1 is yes, please identify the name of the bank holding company.
Ohio Farmers Insurance Company
- 8.3

Is the company affiliated with one or more banks, thrifts or securities firms?

Yes [X] No []
- 8.4

If response to 8.3 is yes, please provide below the names and location (city and state of the main office) of any affiliates regulated by a federal regulatory services agency [i.e. the Federal Reserve Board (FRB), the Office of the Comptroller of the Currency (OCC), the Federal Deposit Insurance Corporation (FDIC) and the Securities Exchange Commission (SEC)] and identify the affiliate's primary federal regulator.

1	2	3	4	5	6
Affiliate Name	Location (City, State)	FRB	OCC	FDIC	SEC
Ohio Farmers Insurance Company	Westfield Center, Ohio	YES	NO	NO	NO
Westfield Bancorp, Inc.	Westfield Center, Ohio	YES	NO	NO	NO
Westfield Bank, FSB	Westfield Center, Ohio	NO	YES	NO	NO

STATEMENT AS OF JUNE 30, 2021 OF THE Westfield Specialty Insurance Company

GENERAL INTERROGATORIES

- 9.1

Are the senior officers (principal executive officer, principal financial officer, principal accounting officer or controller, or persons performing similar functions) of the reporting entity subject to a code of ethics, which includes the following standards?
(a) Honest and ethical conduct, including the ethical handling of actual or apparent conflicts of interest between personal and professional relationships;
(b) Full, fair, accurate, timely and understandable disclosure in the periodic reports required to be filed by the reporting entity;
(c) Compliance with applicable governmental laws, rules and regulations;
(d) The prompt internal reporting of violations to an appropriate person or persons identified in the code; and
(e) Accountability for adherence to the code.

Yes [X] No []
- 9.11

If the response to 9.1 is No, please explain:
- 9.2

Has the code of ethics for senior managers been amended?

Yes [] No [X]
- 9.21

If the response to 9.2 is Yes, provide information related to amendment(s).
- 9.3

Have any provisions of the code of ethics been waived for any of the specified officers?

Yes [] No [X]
- 9.31

If the response to 9.3 is Yes, provide the nature of any waiver(s).

FINANCIAL

- 10.1

Does the reporting entity report any amounts due from parent, subsidiaries or affiliates on Page 2 of this statement?

Yes [] No [X]
- 10.2

If yes, indicate any amounts receivable from parent included in the Page 2 amount:

\$0

INVESTMENT

- 11.1

Were any of the stocks, bonds, or other assets of the reporting entity loaned, placed under option agreement, or otherwise made available for use by another person? (Exclude securities under securities lending agreements.)

Yes [] No [X]
- 11.2

If yes, give full and complete information relating thereto:
12.

Amount of real estate and mortgages held in other invested assets in Schedule BA:

\$0
13.

Amount of real estate and mortgages held in short-term investments:

\$0
- 14.1

Does the reporting entity have any investments in parent, subsidiaries and affiliates?

Yes [] No [X]
- 14.2

If yes, please complete the following:
- | | 1 | 2 |
|---|---|--|
| | Prior Year-End
Book/Adjusted
Carrying Value | Current Quarter
Book/Adjusted
Carrying Value |
| 14.21 Bonds | \$0 | \$0 |
| 14.22 Preferred Stock | \$0 | \$0 |
| 14.23 Common Stock | \$0 | \$0 |
| 14.24 Short-Term Investments | \$0 | \$0 |
| 14.25 Mortgage Loans on Real Estate | \$0 | \$0 |
| 14.26 All Other | \$0 | \$0 |
| 14.27 Total Investment in Parent, Subsidiaries and Affiliates (Subtotal Lines 14.21 to 14.26) | \$0 | \$0 |
| 14.28 Total Investment in Parent included in Lines 14.21 to 14.26 above | \$0 | \$0 |
- 15.1

Has the reporting entity entered into any hedging transactions reported on Schedule DB?

Yes [] No [X]
- 15.2

If yes, has a comprehensive description of the hedging program been made available to the domiciliary state?
If no, attach a description with this statement.

Yes [] No [] N/A []
16.

For the reporting entity's security lending program, state the amount of the following as of the current statement date:
- 16.1

Total fair value of reinvested collateral assets reported on Schedule DL, Parts 1 and 2.

\$0
- 16.2

Total book adjusted/carrying value of reinvested collateral assets reported on Schedule DL, Parts 1 and 2

\$0
- 16.3

Total payable for securities lending reported on the liability page.

\$0

STATEMENT AS OF JUNE 30, 2021 OF THE Westfield Specialty Insurance Company

GENERAL INTERROGATORIES

17. Excluding items in Schedule E - Part 3 - Special Deposits, real estate, mortgage loans and investments held physically in the reporting entity's offices, vaults or safety deposit boxes, were all stocks, bonds and other securities, owned throughout the current year held pursuant to a custodial agreement with a qualified bank or trust company in accordance with Section 1, III - General Examination Considerations, F. Outsourcing of Critical Functions, Custodial or Safekeeping Agreements of the NAIC Financial Condition Examiners Handbook? Yes [X] No []
- 17.1 For all agreements that comply with the requirements of the NAIC Financial Condition Examiners Handbook, complete the following:

1 Name of Custodian(s)	2 Custodian Address
BNY Mellon	One Wall Street, New York, NY 10286

- 17.2 For all agreements that do not comply with the requirements of the NAIC Financial Condition Examiners Handbook, provide the name, location and a complete explanation:

1 Name(s)	2 Location(s)	3 Complete Explanation(s)

- 17.3 Have there been any changes, including name changes, in the custodian(s) identified in 17.1 during the current quarter? Yes [] No [X]
- 17.4 If yes, give full information relating thereto:

1 Old Custodian	2 New Custodian	3 Date of Change	4 Reason

- 17.5 Investment management – Identify all investment advisors, investment managers, broker/dealers, including individuals that have the authority to make investment decisions on behalf of the reporting entity. For assets that are managed internally by employees of the reporting entity, note as such. ["...that have access to the investment accounts"; "...handle securities"]

1 Name of Firm or Individual	2 Affiliation
George Wiswesser	I.....
Ronald Stephonic	I.....
Krishna Patel	I.....
Scott Richter	I.....
Richard Nash	I.....
Chris Giampietro	I.....

- 17.5097 For those firms/individuals listed in the table for Question 17.5, do any firms/individuals unaffiliated with the reporting entity (i.e. designated with a "U") manage more than 10% of the reporting entity's invested assets?..... Yes [] No [X]
- 17.5098 For firms/individuals unaffiliated with the reporting entity (i.e. designated with a "U") listed in the table for Question 17.5, does the total assets under management aggregate to more than 50% of the reporting entity's invested assets?..... Yes [] No [X]

- 17.6 For those firms or individuals listed in the table for 17.5 with an affiliation code of "A" (affiliated) or "U" (unaffiliated), provide the information for the table below.

1	2	3	4	5
Central Registration Depository Number	Name of Firm or Individual	Legal Entity Identifier (LEI)	Registered With	Investment Management Agreement (IMA) Filed

- 18.1 Have all the filing requirements of the Purposes and Procedures Manual of the NAIC Investment Analysis Office been followed? Yes [X] No []
- 18.2 If no, list exceptions:

19. By self-designating 5GI securities, the reporting entity is certifying the following elements for each self-designated 5GI security:
- a. Documentation necessary to permit a full credit analysis of the security does not exist or an NAIC CRP credit rating for an FE or PL security is not available.
 - b. Issuer or obligor is current on all contracted interest and principal payments.
 - c. The insurer has an actual expectation of ultimate payment of all contracted interest and principal.
- Has the reporting entity self-designated 5GI securities? Yes [] No [X]
20. By self-designating PLGI securities, the reporting entity is certifying the following elements of each self-designated PLGI security:
- a. The security was purchased prior to January 1, 2018.
 - b. The reporting entity is holding capital commensurate with the NAIC Designation reported for the security.
 - c. The NAIC Designation was derived from the credit rating assigned by an NAIC CRP in its legal capacity as a NRSRO which is shown on a current private letter rating held by the insurer and available for examination by state insurance regulators.
 - d. The reporting entity is not permitted to share this credit rating of the PL security with the SVO.
- Has the reporting entity self-designated PLGI securities? Yes [] No [X]
21. By assigning FE to a Schedule BA non-registered private fund, the reporting entity is certifying the following elements of each self-designated FE fund:
- a. The shares were purchased prior to January 1, 2019.
 - b. The reporting entity is holding capital commensurate with the NAIC Designation reported for the security.
 - c. The security had a public credit rating(s) with annual surveillance assigned by an NAIC CRP in its legal capacity as an NRSRO prior to January 1, 2019.
 - d. The fund only or predominantly holds bonds in its portfolio.
 - e. The current reported NAIC Designation was derived from the public credit rating(s) with annual surveillance assigned by an NAIC CRP in its legal capacity as an NRSRO.
 - f. The public credit rating(s) with annual surveillance assigned by an NAIC CRP has not lapsed.
- Has the reporting entity assigned FE to Schedule BA non-registered private funds that complied with the above criteria? Yes [] No [X]

GENERAL INTERROGATORIES

PART 2 - PROPERTY & CASUALTY INTERROGATORIES

1. If the reporting entity is a member of a pooling arrangement, did the agreement or the reporting entity's participation change? Yes [X] No [] N/A []
If yes, attach an explanation.
Effective May 1, 2021, the reinsurance pooling agreement was amended to include the Company at 0% participation.

2. Has the reporting entity reinsured any risk with any other reporting entity and agreed to release such entity from liability, in whole or in part, from any loss that may occur on the risk, or portion thereof, reinsured? Yes [] No [X]
If yes, attach an explanation.

3.1 Have any of the reporting entity's primary reinsurance contracts been canceled? Yes [] No [X]

3.2 If yes, give full and complete information thereto.

4.1 Are any of the liabilities for unpaid losses and loss adjustment expenses other than certain workers' compensation tabular reserves (see Annual Statement Instructions pertaining to disclosure of discounting for definition of " tabular reserves") discounted at a rate of interest greater than zero? Yes [] No [X]

4.2 If yes, complete the following schedule:

			TOTAL DISCOUNT				DISCOUNT TAKEN DURING PERIOD			
1	2	3	4	5	6	7	8	9	10	11
Line of Business	Maximum Interest	Discount Rate	Unpaid Losses	Unpaid LAE	IBNR	TOTAL	Unpaid Losses	Unpaid LAE	IBNR	TOTAL
TOTAL			0	0	0	0	0	0	0	0

5. Operating Percentages:

5.1 A&H loss percent0.000 %

5.2 A&H cost containment percent0.000 %

5.3 A&H expense percent excluding cost containment expenses0.000 %

6.1 Do you act as a custodian for health savings accounts? Yes [] No [X]

6.2 If yes, please provide the amount of custodial funds held as of the reporting date\$.....0

6.3 Do you act as an administrator for health savings accounts? Yes [] No [X]

6.4 If yes, please provide the balance of the funds administered as of the reporting date\$.....0

7. Is the reporting entity licensed or chartered, registered, qualified, eligible or writing business in at least two states? Yes [X] No []

7.1 If no, does the reporting entity assume reinsurance business that covers risks residing in at least one state other than the state of domicile of the reporting entity? Yes [] No []

STATEMENT AS OF JUNE 30, 2021 OF THE Westfield Specialty Insurance Company

SCHEDULE F - CEDED REINSURANCE

Showing All New Reinsurers - Current Year to Date

[illegible]

STATEMENT AS OF JUNE 30, 2021 OF THE Westfield Specialty Insurance Company

SCHEDULE T - EXHIBIT OF PREMIUMS WRITTEN

Current Year to Date - Allocated by States and Territories

States, etc.	1 Active Status (a)	Direct Premiums Written		Direct Losses Paid (Deducting Salvage)		Direct Losses Unpaid	
		2 Current Year To Date	3 Prior Year To Date	4 Current Year To Date	5 Prior Year To Date	6 Current Year To Date	7 Prior Year To Date
1. Alabama.....AL	N	0	0	0	0	0	0
2. Alaska.....AK	N	0	0	0	0	0	0
3. Arizona.....AZ	N	0	0	0	0	0	0
4. Arkansas.....AR	N	0	0	0	0	0	0
5. California.....CA	N	0	0	0	0	0	0
6. Colorado.....CO	N	0	0	0	0	0	0
7. Connecticut.....CT	N	0	0	0	0	0	0
8. Delaware.....DE	N	0	0	0	0	0	0
9. District of Columbia.....DC	N	0	0	0	0	0	0
10. Florida.....FL	N	0	0	0	0	0	0
11. Georgia.....GA	N	0	0	0	0	0	0
12. Hawaii.....HI	N	0	0	0	0	0	0
13. Idaho.....ID	N	0	0	0	0	0	0
14. Illinois.....IL	N	0	0	0	0	0	0
15. Indiana.....IN	N	0	0	0	0	0	0
16. Iowa.....IA	N	0	0	0	0	0	0
17. Kansas.....KS	N	0	0	0	0	0	0
18. Kentucky.....KY	N	0	0	0	0	0	0
19. Louisiana.....LA	N	0	0	0	0	0	0
20. Maine.....ME	N	0	0	0	0	0	0
21. Maryland.....MD	N	0	0	0	0	0	0
22. Massachusetts.....MA	N	0	0	0	0	0	0
23. Michigan.....MI	N	0	0	0	0	0	0
24. Minnesota.....MN	N	0	0	0	0	0	0
25. Mississippi.....MS	N	0	0	0	0	0	0
26. Missouri.....MO	N	0	0	0	0	0	0
27. Montana.....MT	N	0	0	0	0	0	0
28. Nebraska.....NE	N	0	0	0	0	0	0
29. Nevada.....NV	N	0	0	0	0	0	0
30. New Hampshire.....NH	N	0	0	0	0	0	0
31. New Jersey.....NJ	N	0	0	0	0	0	0
32. New Mexico.....NM	N	0	0	0	0	0	0
33. New York.....NY	N	0	0	0	0	0	0
34. North Carolina.....NC	N	0	0	0	0	0	0
35. North Dakota.....ND	N	0	0	0	0	0	0
36. Ohio.....OH	D	0	0	0	0	0	0
37. Oklahoma.....OK	N	0	0	0	0	0	0
38. Oregon.....OR	N	0	0	0	0	0	0
39. Pennsylvania.....PA	N	0	0	0	0	0	0
40. Rhode Island.....RI	N	0	0	0	0	0	0
41. South Carolina.....SC	N	0	0	0	0	0	0
42. South Dakota.....SD	N	0	0	0	0	0	0
43. Tennessee.....TN	N	0	0	0	0	0	0
44. Texas.....TX	N	0	0	0	0	0	0
45. Utah.....UT	N	0	0	0	0	0	0
46. Vermont.....VT	N	0	0	0	0	0	0
47. Virginia.....VA	N	0	0	0	0	0	0
48. Washington.....WA	N	0	0	0	0	0	0
49. West Virginia.....WV	N	0	0	0	0	0	0
50. Wisconsin.....WI	N	0	0	0	0	0	0
51. Wyoming.....WY	N	0	0	0	0	0	0
52. American Samoa.....AS	N	0	0	0	0	0	0
53. Guam.....GU	N	0	0	0	0	0	0
54. Puerto Rico.....PR	N	0	0	0	0	0	0
55. U.S. Virgin Islands.....VI	N	0	0	0	0	0	0
56. Northern Mariana Islands.....MP	N	0	0	0	0	0	0
57. Canada.....CAN	N	0	0	0	0	0	0
58. Aggregate Other Alien OT	XXX	0	0	0	0	0	0
59. Totals	XXX	0	0	0	0	0	0
DETAILS OF WRITE-INS							
58001.....	XXX						
58002.....	XXX						
58003.....	XXX						
58998. Summary of remaining write-ins for Line 58 from overflow page	XXX	0	0	0	0	0	0
58999. Totals (Lines 58001 through 58003 plus 58998)(Line 58 above)	XXX	0	0	0	0	0	0

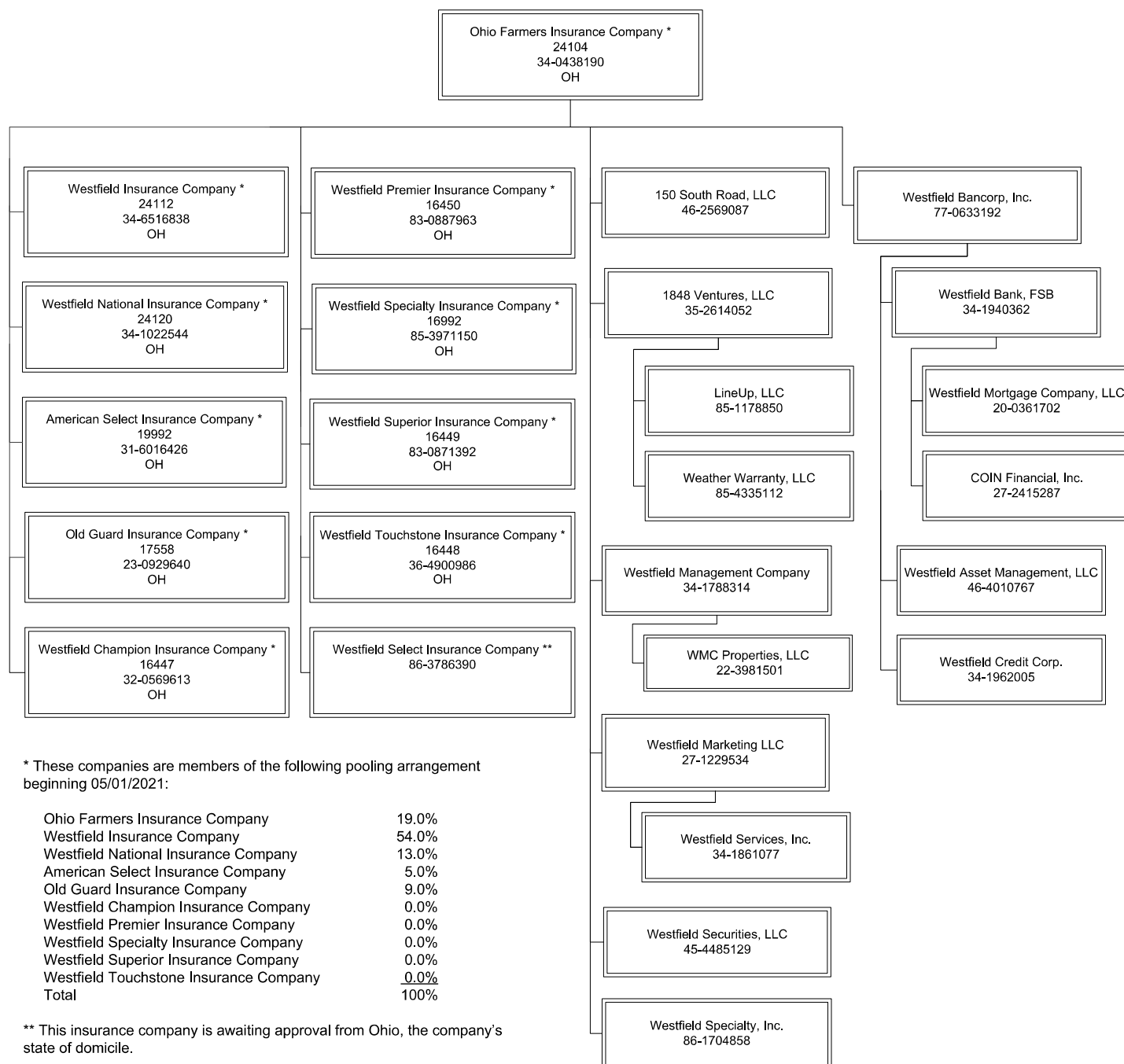
(a) Active Status Counts:

L - Licensed or Chartered - Licensed Insurance carrier or domiciled RRG.....	0	R - Registered - Non-domiciled RRGs.....	0
E - Eligible - Reporting entities eligible or approved to write surplus lines in the state (other than their state of domicile - see DSLI).....	0	Q - Qualified - Qualified or accredited reinsurer.....	0
D - Domestic Surplus Lines Insurer (DSLI) - Reporting entities authorized to write surplus lines in the state of domicile.....	1	N - None of the above - Not allowed to write business in the state.....	56

STATEMENT AS OF JUNE 30, 2021 OF THE Westfield Specialty Insurance Company

SCHEDULE Y – INFORMATION CONCERNING ACTIVITIES OF INSURER MEMBERS OF A HOLDING COMPANY GROUP

PART 1 – ORGANIZATIONAL CHART



STATEMENT AS OF JUNE 30, 2021 OF THE Westfield Specialty Insurance Company

SCHEDULE Y

PART 1A - DETAIL OF INSURANCE HOLDING COMPANY SYSTEM

1	2	3	4	5	6	7	8	9	10	11	12	13	14	15	16
Group Code	Group Name	NAIC Company Code	ID Number	Federal RSSD	CIK	Name of Securities Exchange if Publicly Traded (U.S. or International)	Names of Parent, Subsidiaries Or Affiliates	Domi-ciliary Loca-tion	Relation-ship to Reporting Entity	Directly Controlled by (Name of Entity/Person)	Type of Control (Ownership, Board, Management, Attorney-in-Fact, Influence, Other)	If Control is Owner-ship Provide Percen-tage	Ultimate Controlling Entity(ies)/Person(s)	Is an SCA Filing Re-quired? (Y/N)	*
.0228	OFIC & Affiliates	.24104	34-0438190	0	0		Ohio Farmers Insurance Company	.OH	.UDP	NA	NA	0.000	NA	.N	.1
.0228	OFIC & Affiliates	.24112	34-6516838	0	0		Westfield Insurance Company	.OH	.IA	Ohio Farmers Insurance Company	Ownership	100.000	Ohio Farmers Insurance Company	.N	.0
.0228	OFIC & Affiliates	.24120	34-1022544	0	0		Westfield National Insurance Company	.OH	.IA	Ohio Farmers Insurance Company	Ownership	100.000	Ohio Farmers Insurance Company	.N	.0
.0228	OFIC & Affiliates	.19992	31-6016426	0	0		American Select Insurance Company	.OH	.IA	Ohio Farmers Insurance Company	Ownership	100.000	Ohio Farmers Insurance Company	.N	.0
.0228	OFIC & Affiliates	.17558	23-0929640	0	0		Old Guard Insurance Company	.OH	.IA	Ohio Farmers Insurance Company	Ownership	100.000	Ohio Farmers Insurance Company	.N	.0
.0228	OFIC & Affiliates	.16447	32-0569613	0	0		Westfield Champion Insurance Company	.OH	.IA	Ohio Farmers Insurance Company	Ownership	100.000	Ohio Farmers Insurance Company	.N	.0
.0228	OFIC & Affiliates	.16450	83-0887963	0	0		Westfield Premier Insurance Company	.OH	.IA	Ohio Farmers Insurance Company	Ownership	100.000	Ohio Farmers Insurance Company	.N	.0
.0228	OFIC & Affiliates	.16992	85-3971150	0	0		Westfield Specialty Insurance Company	.OH	.RE	Ohio Farmers Insurance Company	Ownership	100.000	Ohio Farmers Insurance Company	.N	.0
.0228	OFIC & Affiliates	.16449	83-0871392	0	0		Westfield Superior Insurance Company	.OH	.IA	Ohio Farmers Insurance Company	Ownership	100.000	Ohio Farmers Insurance Company	.N	.0
.0228	OFIC & Affiliates	.16448	36-4900986	0	0		Westfield Touchstone Insurance Company	.OH	.IA	Ohio Farmers Insurance Company	Ownership	100.000	Ohio Farmers Insurance Company	.N	.0
.0000		.00000	86-3786390	0	0		Westfield Select Insurance Company	.OH	.NIA	Ohio Farmers Insurance Company	Ownership	100.000	Ohio Farmers Insurance Company	.N	.0
.0000		.00000	46-2569087	0	0		150 South Road, LLC	.OH	.NIA	Ohio Farmers Insurance Company	Ownership	100.000	Ohio Farmers Insurance Company	.N	.0
.0000		.00000	35-2614052	0	0		1848 Ventures, LLC	.OH	.NIA	Ohio Farmers Insurance Company	Ownership	100.000	Ohio Farmers Insurance Company	.N	.0
.0000		.00000	85-1178850	0	0		LineUp, LLC	.OH	.NIA	1848 Ventures, LLC	Ownership	100.000	Ohio Farmers Insurance Company	.N	.0
.0000		.00000	85-4335112	0	0		Weather Warranty, LLC	.OH	.NIA	1848 Ventures, LLC	Ownership	100.000	Ohio Farmers Insurance Company	.N	.0
.0000		.00000	34-1788314	0	0		Westfield Management Company	.OH	.NIA	Ohio Farmers Insurance Company	Ownership	100.000	Ohio Farmers Insurance Company	.N	.0
.0000		.00000	22-3981501	0	0		WMC Properties, LLC	.OH	.NIA	Westfield Management Company	Ownership	100.000	Ohio Farmers Insurance Company	.N	.0
.0000		.00000	27-1229534	0	0		Westfield Marketing LLC	.OH	.NIA	Ohio Farmers Insurance Company	Ownership	100.000	Ohio Farmers Insurance Company	.N	.0
.0000		.00000	34-1861077	0	0		Westfield Services, Inc.	.OH	.NIA	Westfield Marketing LLC	Ownership	100.000	Ohio Farmers Insurance Company	.N	.0
.0000		.00000	45-4485129	0	0		Westfield Securities, LLC	.OH	.NIA	Ohio Farmers Insurance Company	Ownership	100.000	Ohio Farmers Insurance Company	.N	.0
.0000		.00000	86-1704858	0	0		Westfield Specialty, Inc.	.OH	.NIA	Ohio Farmers Insurance Company	Ownership	100.000	Ohio Farmers Insurance Company	.N	.0
.0000		.00000	77-0633192	0	0		Westfield Bancorp. Inc.	.OH	.NIA	Ohio Farmers Insurance Company	Ownership	100.000	Ohio Farmers Insurance Company	.Y	.0
.0000		.00000	34-1940362	0	0		Westfield Bank, FSB	.OH	.NIA	Westfield Bancorp. Inc.	Ownership	100.000	Ohio Farmers Insurance Company	.N	.0
.0000		.00000	20-0361702	0	0		Westfield Mortgage Company, LLC	.OH	.NIA	Westfield Bank, FSB	Ownership	100.000	Ohio Farmers Insurance Company	.N	.0
.0000		.00000	27-2415287	0	0		COIN Financial, Inc.	.OH	.NIA	Westfield Bank, FSB	Ownership	100.000	Ohio Farmers Insurance Company	.N	.0
.0000		.00000	46-4010767	0	0		Westfield Asset Management, LLC	.OH	.NIA	Westfield Bancorp. Inc.	Ownership	100.000	Ohio Farmers Insurance Company	.N	.0
.0000		.00000	34-1962005	0	0		Westfield Credit Corp.	.OH	.NIA	Westfield Bancorp. Inc.	Ownership	100.000	Ohio Farmers Insurance Company	.N	.0

Asterisk	Explanation
1	No Entity(ies) or Person(s) has control of Ohio Farmers Insurance Company

Part 1 - Loss Experience

N O N E

Part 2 - Direct Premiums Written

N O N E

Part 3 (000 omitted) - Loss and Loss Adjustment Expense Reserves Schedule

N O N E

STATEMENT AS OF JUNE 30, 2021 OF THE Westfield Specialty Insurance Company

SUPPLEMENTAL EXHIBITS AND SCHEDULES INTERROGATORIES

The following supplemental reports are required to be filed as part of your statement filing. However, in the event that your company does not transact the type of business for which the special report must be filed, your response of NO to the specific interrogatory will be accepted in lieu of filing a "NONE" report and a bar code will be printed below. If the supplement is required of your company but is not being filed for whatever reason enter SEE EXPLANATION and provide an explanation following the interrogatory questions.


	Response
1. Will the Trusteed Surplus Statement be filed with the state of domicile and the NAIC with this statement?	NO
2. Will Supplement A to Schedule T (Medical Professional Liability Supplement) be filed with this statement?	NO
3. Will the Medicare Part D Coverage Supplement be filed with the state of domicile and the NAIC with this statement?	NO
4. Will the Director and Officer Insurance Coverage Supplement be filed with the state of domicile and the NAIC with this statement?	NO

Explanations:

1. The data for this supplement is not required to be filed.
2. The data for this supplement is not required to be filed.
3. The data for this supplement is not required to be filed.
4. The data for this supplement is not required to be filed.

Bar Codes:

1. Trusteed Surplus Statement [Document Identifier 490]
2. Supplement A to Schedule T [Document Identifier 455]
3. Medicare Part D Coverage Supplement [Document Identifier 365]
4. Director and Officer Supplement [Document Identifier 505]



NONE

SCHEDULE A - VERIFICATION

Real Estate

	1	2
	Year to Date	Prior Year Ended December 31
1. Book/adjusted carrying value, December 31 of prior year		
2. Cost of acquired:		
2.1 Actual cost at time of acquisition		
2.2 Additional investment made after acquisition		
3. Current year change in encumbrances		
4. Total gain (loss) on disposals		
5. Deduct amounts received on disposals		
6. Total foreign exchange change in book/adjusted carrying value		
7. Deduct current year's other than temporary impairment recognized		
8. Deduct current year's depreciation		
9. Book/adjusted carrying value at the end of current period (Lines 1+2+3+4-5+6-7-8)		
10. Deduct total nonadmitted amounts		
11. Statement value at end of current period (Line 9 minus Line 10)		

SCHEDULE B - VERIFICATION

Mortgage Loans

	1	2
	Year to Date	Prior Year Ended December 31
1. Book value/recorded investment excluding accrued interest, December 31 of prior year		
2. Cost of acquired:		
2.1 Actual cost at time of acquisition		
2.2 Additional investment made after acquisition		
3. Capitalized deferred interest and other		
4. Accrual of discount		
5. Unrealized valuation increase (decrease)		
6. Total gain (loss) on disposals		
7. Deduct amounts received on disposals		
8. Deduct amortization of premium and mortgage interest paid and commitment fees		
9. Total foreign exchange change in book value/recorded investment excluding accrued interest		
10. Deduct current year's other than temporary impairment recognized		
11. Book value/recorded investment excluding accrued interest at end of current period (Lines 1+2+3+4+5+6-7-8+9-10)		
12. Total valuation allowance		
13. Subtotal (Line 11 plus Line 12)		
14. Deduct total nonadmitted amounts		
15. Statement value at end of current period (Line 13 minus Line 14)		

SCHEDULE BA - VERIFICATION

Other Long-Term Invested Assets

	1	2
	Year to Date	Prior Year Ended December 31
1. Book/adjusted carrying value, December 31 of prior year		
2. Cost of acquired:		
2.1 Actual cost at time of acquisition		
2.2 Additional investment made after acquisition		
3. Capitalized deferred interest and other		
4. Accrual of discount		
5. Unrealized valuation increase (decrease)		
6. Total gain (loss) on disposals		
7. Deduct amounts received on disposals		
8. Deduct amortization of premium and depreciation		
9. Total foreign exchange change in book/adjusted carrying value		
10. Deduct current year's other than temporary impairment recognized		
11. Book/adjusted carrying value at end of current period (Lines 1+2+3+4+5+6-7-8+9-10)		
12. Deduct total nonadmitted amounts		
13. Statement value at end of current period (Line 11 minus Line 12)		

SCHEDULE D - VERIFICATION

Bonds and Stocks

	1	2
	Year to Date	Prior Year Ended December 31
1. Book/adjusted carrying value of bonds and stocks, December 31 of prior year	0	0
2. Cost of bonds and stocks acquired	47,241,650	0
3. Accrual of discount	23,500	0
4. Unrealized valuation increase (decrease)	0	0
5. Total gain (loss) on disposals	0	0
6. Deduct consideration for bonds and stocks disposed of	0	0
7. Deduct amortization of premium	4,054	0
8. Total foreign exchange change in book/adjusted carrying value	0	0
9. Deduct current year's other than temporary impairment recognized	0	0
10. Total investment income recognized as a result of prepayment penalties and/or acceleration fees	0	0
11. Book/adjusted carrying value at end of current period (Lines 1+2+3+4+5-6-7+8-9+10)	47,261,096	0
12. Deduct total nonadmitted amounts	0	0
13. Statement value at end of current period (Line 11 minus Line 12)	47,261,096	0

SCHEDULE D - PART 1B

Showing the Acquisitions, Dispositions and Non-Trading Activity
During the Current Quarter for all Bonds and Preferred Stock by NAIC Designation

NAIC Designation	1 Book/Adjusted Carrying Value Beginning of Current Quarter	2 Acquisitions During Current Quarter	3 Dispositions During Current Quarter	4 Non-Trading Activity During Current Quarter	5 Book/Adjusted Carrying Value End of First Quarter	6 Book/Adjusted Carrying Value End of Second Quarter	7 Book/Adjusted Carrying Value End of Third Quarter	8 Book/Adjusted Carrying Value December 31 Prior Year
BONDS								
1. NAIC 1 (a)	17,061,512	30,181,650	0	17,934	17,061,512	47,261,096	0	0
2. NAIC 2 (a)	0	0	0	0	0	0	0	0
3. NAIC 3 (a)	0	0	0	0	0	0	0	0
4. NAIC 4 (a)	0	0	0	0	0	0	0	0
5. NAIC 5 (a)	0	0	0	0	0	0	0	0
6. NAIC 6 (a)	0	0	0	0	0	0	0	0
7. Total Bonds	17,061,512	30,181,650	0	17,934	17,061,512	47,261,096	0	0
PREFERRED STOCK								
8. NAIC 1	0	0	0	0	0	0	0	0
9. NAIC 2	0	0	0	0	0	0	0	0
10. NAIC 3	0	0	0	0	0	0	0	0
11. NAIC 4	0	0	0	0	0	0	0	0
12. NAIC 5	0	0	0	0	0	0	0	0
13. NAIC 6	0	0	0	0	0	0	0	0
14. Total Preferred Stock	0	0	0	0	0	0	0	0
15. Total Bonds and Preferred Stock	17,061,512	30,181,650	0	17,934	17,061,512	47,261,096	0	0

(a) Book/Adjusted Carrying Value column for the end of the current reporting period includes the following amount of short-term and cash equivalent bonds by NAIC designation:

NAIC 1 \$0 ; NAIC 2 \$0 ; NAIC 3 \$0 NAIC 4 \$0 ; NAIC 5 \$0 ; NAIC 6 \$0

Schedule DA - Part 1 - Short-Term Investments

N O N E

Schedule DA - Verification - Short-Term Investments

N O N E

Schedule DB - Part A - Verification - Options, Caps, Floors, Collars, Swaps and Forwards

N O N E

Schedule DB - Part B - Verification - Futures Contracts

N O N E

Schedule DB - Part C - Section 1 - Replication (Synthetic Asset) Transactions (RSATs) Open

N O N E

Schedule DB-Part C-Section 2-Reconciliation of Replication (Synthetic Asset) Transactions Open

N O N E

Schedule DB - Verification - Book/Adjusted Carrying Value, Fair Value and Potential Exposure of
Derivatives

N O N E

SCHEDULE E - PART 2 - VERIFICATION

(Cash Equivalents)

	1	2
	Year To Date	Prior Year Ended December 31
1. Book/adjusted carrying value, December 31 of prior year	0	0
2. Cost of cash equivalents acquired	32,986,375	0
3. Accrual of discount	0	0
4. Unrealized valuation increase (decrease)	0	0
5. Total gain (loss) on disposals	0	0
6. Deduct consideration received on disposals	25,252,387	0
7. Deduct amortization of premium	0	0
8. Total foreign exchange change in book/adjusted carrying value	0	0
9. Deduct current year's other than temporary impairment recognized	0	0
10. Book/adjusted carrying value at end of current period (Lines 1+2+3+4+5-6-7+8-9)	7,733,988	0
11. Deduct total nonadmitted amounts	0	0
12. Statement value at end of current period (Line 10 minus Line 11)	7,733,988	0

Schedule A - Part 2 - Real Estate Acquired and Additions Made

N O N E

Schedule A - Part 3 - Real Estate Disposed

N O N E

Schedule B - Part 2 - Mortgage Loans Acquired and Additions Made

N O N E

Schedule B - Part 3 - Mortgage Loans Disposed, Transferred or Repaid

N O N E

Schedule BA - Part 2 - Other Long-Term Invested Assets Acquired and Additions Made

N O N E

Schedule BA - Part 3 - Other Long-Term Invested Assets Disposed, Transferred or Repaid

N O N E

STATEMENT AS OF JUNE 30, 2021 OF THE Westfield Specialty Insurance Company

SCHEDULE D - PART 3

Show All Long-Term Bonds and Stock Acquired During the Current Quarter

1	2	3	4	5	6	7	8	9	10
CUSIP Identification	Description	Foreign	Date Acquired	Name of Vendor	Number of Shares of Stock	Actual Cost	Par Value	Paid for Accrued Interest and Dividends	NAIC Designation, NAIC Designation Modifier and SVO Administrative Symbol
3133EM-L5-9	FEDERAL FARM OR BKS 2.700% 06/21/4106/30/2021	StoneX Financial Inc		15,010,000	15,000,000	3,750	1.A
3133EM-VU-3	FEDERAL FARM OR BKS 2.500% 04/14/3604/06/2021	KeyBanc Capital Mkts		10,000,000	10,000,000	0	1.A
3199999. Subtotal - Bonds - U.S. Special Revenues						25,010,000	25,000,000	3,750	XXX
69349L-AS-7	PNC BANK NA 2.700% 10/22/2904/09/2021	KeyBanc Capital Mkts		5,171,650	5,000,000	64,125	1.G FE
3899999. Subtotal - Bonds - Industrial and Miscellaneous (Unaffiliated)						5,171,650	5,000,000	64,125	XXX
8399997. Total - Bonds - Part 3						30,181,650	30,000,000	67,875	XXX
8399998. Total - Bonds - Part 5						XXX	XXX	XXX	XXX
8399999. Total - Bonds						30,181,650	30,000,000	67,875	XXX
8999997. Total - Preferred Stocks - Part 3						0	XXX	0	XXX
8999998. Total - Preferred Stocks - Part 5						XXX	XXX	XXX	XXX
8999999. Total - Preferred Stocks						0	XXX	0	XXX
9799997. Total - Common Stocks - Part 3						0	XXX	0	XXX
9799998. Total - Common Stocks - Part 5						XXX	XXX	XXX	XXX
9799999. Total - Common Stocks						0	XXX	0	XXX
9899999. Total - Preferred and Common Stocks						0	XXX	0	XXX
9999999 - Totals						30,181,650	XXX	67,875	XXX

Schedule D - Part 4 - Long-Term Bonds and Stocks Sold, Redeemed or Otherwise Disposed Of
N O N E

Schedule DB - Part A - Section 1 - Options, Caps, Floors, Collars, Swaps and Forwards Open
N O N E

Schedule DB - Part B - Section 1 - Futures Contracts Open
N O N E

Schedule DB - Part B - Section 1B - Brokers with whom cash deposits have been made
N O N E

Schedule DB - Part D - Section 1 - Counterparty Exposure for Derivative Instruments Open
N O N E

Schedule DB - Part D-Section 2 - Collateral for Derivative Instruments Open - Pledged By
N O N E

Schedule DB - Part D-Section 2 - Collateral for Derivative Instruments Open - Pledged To
N O N E

Schedule DB - Part E - Derivatives Hedging Variable Annuity Guarantees
N O N E

Schedule DL - Part 1 - Reinvested Collateral Assets Owned
N O N E

Schedule DL - Part 2 - Reinvested Collateral Assets Owned
N O N E

SCHEDULE E - PART 1 - CASH

Month End Depository Balances

1	2	3	4	5	Book Balance at End of Each Month During Current Quarter			9
					6	7	8	
					First Month	Second Month	Third Month	
Depository	Code	Rate of Interest	Amount of Interest Received During Current Quarter	Amount of Interest Accrued at Current Statement Date				*
BANK OF NEW YORK MELLON NEW YORK, NY		0.000	0	0	67,559	0	0	XXX
JPMORGAN CHASE NEW YORK, NY		0.000	0	0	0	0	5,000	XXX
0199998. Deposits in ... 0 depositories that do not exceed the allowable limit in any one depository (See instructions) - Open Depositories	XXX	XXX	0	0	0	0	0	XXX
0199999. Totals - Open Depositories	XXX	XXX	0	0	67,559	0	5,000	XXX
0299998. Deposits in ... 0 depositories that do not exceed the allowable limit in any one depository (See instructions) - Suspended Depositories	XXX	XXX	0	0	0	0	0	XXX
0299999. Totals - Suspended Depositories	XXX	XXX	0	0	0	0	0	XXX
0399999. Total Cash on Deposit	XXX	XXX	0	0	67,559	0	5,000	XXX
0499999. Cash in Company's Office	XXX	XXX	XXX	XXX	0	0	0	XXX
0599999. Total - Cash	XXX	XXX	0	0	67,559	0	5,000	XXX

SCHEDULE E - PART 2 - CASH EQUIVALENTS

[illegible]