



QUARTERLY STATEMENT

As of March 31, 2021
of the Condition and Affairs of the

GREAT AMERICAN PROTECTION INSURANCE COMPANY

NAIC Group Code.....0084, 0084
(Current Period) (Prior Period)

NAIC Company Code..... 38580

Employer's ID Number..... 31-1288778

Organized under the Laws of OH

State of Domicile or Port of Entry OH

Country of Domicile US

Incorporated/Organized..... January 8, 1990

Commenced Business..... September 29, 1990

Statutory Home Office 301 E Fourth Street .. Cincinnati .. OH .. US .. 45202
(Street and Number) (City or Town, State, Country and Zip Code)

Main Administrative Office 301 E Fourth Street .. Cincinnati .. OH .. US .. 45202
(Street and Number) (City or Town, State, Country and Zip Code)

513-369-5000
(Area Code) (Telephone Number)

Mail Address 301 E Fourth Street .. Cincinnati .. OH .. US .. 45202
(Street and Number or P. O. Box) (City or Town, State, Country and Zip Code)

Primary Location of Books and Records	301 E Fourth Street .. Cincinnati .. OH .. US .. 45202 (Street and Number) (City or Town, State, Country and Zip Code)
---------------------------------------	---

513-369-5000
(Area Code) (Telephone Number)

Internet Web Site Address www.greatamericaninsurancegroup.com

Statutory Statement Contact	Robert James Schwartz (Name)	513-369-5092 (Area Code) (Telephone Number) (Extension)
-----------------------------	---------------------------------	--

BSchwartz@gaig.com
(E-Mail Address) 513-369-5000
(Fax Number)

OFFICERS

Name	Title
1. Gary John Gruber	President
3. Robert James Schwartz	Vice President & Controller

Name	Title
2. Matthew David Felvus	Secretary
4. Lisa Ann Hays	Vice President & Actuary

OTHER

Anthony Joseph Mercurio	Executive Vice President
David Lawrence Thompson Jr.	Executive Vice President
Aaron Beasy Latto	Senior Vice President
Carol Prevatt Sipe	Senior Vice President
David John Witzgall	Senior Vice President, CFO & Treasurer
John William Tholen	Vice President
Stephen Charles Beraha	Assistant Vice President & Assistant Secretary
Robert Jude Zbacnik	Assistant Treasurer

Michael Eugene Sullivan Jr.	Executive Vice President
Sue Ann Erhart	Senior Vice President & General Counsel
James Louis Muething	Senior Vice President
Bruce Robert Smith Jr.	Senior Vice President
Annette Denise Gardner	Vice President & Assistant Treasurer
Magdalena Franziska Kulik Grossman	Chief Compliance Officer
Howard Kim Baird	Assistant Treasurer

DIRECTORS OR TRUSTEES


Michelle Ann Gillis
David Lawrence Thompson Jr.

Gary John Gruber
David John Witzgall


Anthony Joseph Mercurio # Michael Eugene Sullivan Jr.

State of..... Ohio
County of..... Hamilton

The officers of this reporting entity being duly sworn, each depose and say that they are the described officers of said reporting entity, and that on the reporting period stated above, all of the herein described assets were the absolute property of the said reporting entity, free and clear from any liens or claims thereon, except as herein stated, and that this statement, together with related exhibits, schedules and explanations therein contained, annexed or referred to, is a full and true statement of all the assets and liabilities and of the condition and affairs of the said reporting entity as of the reporting period stated above, and of its income and deductions therefrom for the period ended, and have been completed in accordance with the NAIC *Annual Statement Instructions and Accounting Practices and Procedures* manual except to the extent that: (1) state law may differ; or, (2) that state rules or regulations require differences in reporting not related to accounting practices and procedures, according to the best of their information, knowledge and belief, respectively. Furthermore, the scope of this attestation by the described officers also includes the related corresponding electronic filing with the NAIC, when required, that is an exact copy (except for formatting differences due to electronic filing) of the enclosed statement. The electronic filing may be requested by various regulators in lieu of or in addition to the enclosed statement.



(Signature)
Gary John Gruber
President
(Title)


(Signature)
Matthew David Felvus
Secretary
(Title)


(Signature)
Robert James Schwartz
Vice President & Controller
(Title)

Subscribed and sworn to before me
This 6th day of May, 2021

Holly M Clayton
Notary Public State of Ohio
My Commission Expires April 28, 2025



a. Is this an original filing? Yes [X] No []

b. If no:

1. State the amendment number _____

2. Date filed _____

3. Number of pages attached _____

GREAT AMERICAN PROTECTION INSURANCE COMPANY
ASSETS

	Current Statement Date			4
	1	2	3	
	Assets	Nonadmitted Assets	Net Admitted Assets (Cols. 1 - 2)	December 31 Prior Year Net Admitted Assets
1. Bonds.....	15,527,393	0	15,527,393	16,756,599
2. Stocks:				
2.1 Preferred stocks.....	0	0	0	0
2.2 Common stocks.....	0	0	0	0
3. Mortgage loans on real estate:				
3.1 First liens.....	0	0	0	0
3.2 Other than first liens.....	0	0	0	0
4. Real estate:				
4.1 Properties occupied by the company (less \$.....0 encumbrances).....	0	0	0	0
4.2 Properties held for the production of income (less \$.....0 encumbrances).....	0	0	0	0
4.3 Properties held for sale (less \$.....0 encumbrances).....	0	0	0	0
5. Cash (\$.....17,853), cash equivalents (\$.....4,427,909) and short-term investments (\$.....0).....	4,445,762	0	4,445,762	3,071,415
6. Contract loans (including \$.....0 premium notes).....	0	0	0	0
7. Derivatives.....	0	0	0	0
8. Other invested assets.....	0	0	0	0
9. Receivables for securities.....	0	0	0	0
10. Securities lending reinvested collateral assets.....	0	0	0	0
11. Aggregate write-ins for invested assets.....	0	0	0	0
12. Subtotals, cash and invested assets (Lines 1 to 11).....	19,973,155	0	19,973,155	19,828,014
13. Title plants less \$.....0 charged off (for Title insurers only).....	0	0	0	0
14. Investment income due and accrued.....	66,838	0	66,838	116,713
15. Premiums and considerations:				
15.1 Uncollected premiums and agents' balances in the course of collection.....	0	0	0	0
15.2 Deferred premiums, agents' balances and installments booked but deferred and not yet due (including \$.....0 earned but unbilled premiums).....	0	0	0	0
15.3 Accrued retrospective premiums (\$.....0) and contracts subject to redetermination (\$.....0).....	0	0	0	0
16. Reinsurance:				
16.1 Amounts recoverable from reinsurers.....	0	0	0	0
16.2 Funds held by or deposited with reinsured companies.....	0	0	0	0
16.3 Other amounts receivable under reinsurance contracts.....	0	0	0	0
17. Amounts receivable relating to uninsured plans.....	0	0	0	0
18.1 Current federal and foreign income tax recoverable and interest thereon.....	0	0	0	2,621
18.2 Net deferred tax asset.....	2,281	0	2,281	3,856
19. Guaranty funds receivable or on deposit.....	0	0	0	0
20. Electronic data processing equipment and software.....	0	0	0	0
21. Furniture and equipment, including health care delivery assets (\$.....0).....	0	0	0	0
22. Net adjustment in assets and liabilities due to foreign exchange rates.....	0	0	0	0
23. Receivables from parent, subsidiaries and affiliates.....	0	0	0	0
24. Health care (\$.....0) and other amounts receivable.....	0	0	0	0
25. Aggregate write-ins for other than invested assets.....	0	0	0	0
26. Total assets excluding Separate Accounts, Segregated Accounts and Protected Cell Accounts (Lines 12 through 25).....	20,042,274	0	20,042,274	19,951,204
27. From Separate Accounts, Segregated Accounts and Protected Cell Accounts.....	0	0	0	0
28. Total (Lines 26 and 27).....	20,042,274	0	20,042,274	19,951,204

DETAILS OF WRITE-INS

1101.	0	0	0	0
1102.	0	0	0	0
1103.	0	0	0	0
1198. Summary of remaining write-ins for Line 11 from overflow page.....	0	0	0	0
1199. Totals (Lines 1101 thru 1103 plus 1198) (Line 11 above).....	0	0	0	0
2501. Other receivables.....	0	0	0	0
2502.	0	0	0	0
2503.	0	0	0	0
2598. Summary of remaining write-ins for Line 25 from overflow page.....	0	0	0	0
2599. Totals (Lines 2501 thru 2503 plus 2598) (Line 25 above).....	0	0	0	0

GREAT AMERICAN PROTECTION INSURANCE COMPANY
LIABILITIES, SURPLUS AND OTHER FUNDS

	1 Current Statement Date	2 December 31 Prior Year
1. Losses (current accident year \$.....0).....00
2. Reinsurance payable on paid losses and loss adjustment expenses.....00
3. Loss adjustment expenses.....00
4. Commissions payable, contingent commissions and other similar charges.....00
5. Other expenses (excluding taxes, licenses and fees).....1,5001,114
6. Taxes, licenses and fees (excluding federal and foreign income taxes).....00
7.1 Current federal and foreign income taxes (including \$.....0 on realized capital gains (losses)).....8,6470
7.2 Net deferred tax liability.....00
8. Borrowed money \$.....0 and interest thereon \$.....0.....00
9. Unearned premiums (after deducting unearned premiums for ceded reinsurance of \$.....0 and including warranty reserves of \$.....0 and accrued accident and health experience rating refunds including \$.....0 for medical loss ratio rebate per the Public Health Service Act).....00
10. Advance premium.....00
11. Dividends declared and unpaid:		
11.1 Stockholders.....00
11.2 Policyholders.....00
12. Ceded reinsurance premiums payable (net of ceding commissions).....00
13. Funds held by company under reinsurance treaties.....00
14. Amounts withheld or retained by company for account of others.....00
15. Remittances and items not allocated.....00
16. Provision for reinsurance (including \$.....0 certified).....00
17. Net adjustments in assets and liabilities due to foreign exchange rates.....00
18. Drafts outstanding.....00
19. Payable to parent, subsidiaries and affiliates.....00
20. Derivatives.....00
21. Payable for securities.....00
22. Payable for securities lending.....00
23. Liability for amounts held under uninsured plans.....00
24. Capital notes \$.....0 and interest thereon \$.....0.....00
25. Aggregate write-ins for liabilities.....00
26. Total liabilities excluding protected cell liabilities (Lines 1 through 25).....10,1471,114
27. Protected cell liabilities.....00
28. Total liabilities (Lines 26 and 27).....10,1471,114
29. Aggregate write-ins for special surplus funds.....00
30. Common capital stock.....3,504,0003,504,000
31. Preferred capital stock.....00
32. Aggregate write-ins for other than special surplus funds.....00
33. Surplus notes.....00
34. Gross paid in and contributed surplus.....10,696,00010,696,000
35. Unassigned funds (surplus).....5,832,1275,750,090
36. Less treasury stock, at cost:		
36.10.000 shares common (value included in Line 30 \$.....0).....00
36.20.000 shares preferred (value included in Line 31 \$.....0).....00
37. Surplus as regards policyholders (Lines 29 to 35, less 36).....20,032,12719,950,090
38. Totals (Page 2, Line 28, Col. 3).....20,042,27419,951,204

DETAILS OF WRITE-INS

2501.00
2502.00
2503.00
2598. Summary of remaining write-ins for Line 25 from overflow page.....00
2599. Totals (Lines 2501 thru 2503 plus 2598) (Line 25 above).....00
2901.00
2902.00
2903.00
2998. Summary of remaining write-ins for Line 29 from overflow page.....00
2999. Totals (Lines 2901 thru 2903 plus 2998) (Line 29 above).....00
3201.00
3202.00
3203.00
3298. Summary of remaining write-ins for Line 32 from overflow page.....00
3299. Totals (Lines 3201 thru 3203 plus 3298) (Line 32 above).....00

GREAT AMERICAN PROTECTION INSURANCE COMPANY
STATEMENT OF INCOME

	1 Current Year to Date	2 Prior Year to Date	3 Prior Year Ended December 31
UNDERWRITING INCOME			
1. Premiums earned:			
1.1 Direct..... (written \$.....0).....000
1.2 Assumed..... (written \$.....0).....000
1.3 Ceded..... (written \$.....0).....000
1.4 Net..... (written \$.....0).....000
DEDUCTIONS:			
2. Losses incurred (current accident year \$.....0):			
2.1 Direct.....	(2,693)	(27,377)	(122,774)
2.2 Assumed.....000
2.3 Ceded.....	(2,693)	(27,377)	(122,774)
2.4 Net.....000
3. Loss adjustment expenses incurred.....000
4. Other underwriting expenses incurred.....000
5. Aggregate write-ins for underwriting deductions.....000
6. Total underwriting deductions (Lines 2 through 5).....000
7. Net income of protected cells.....000
8. Net underwriting gain (loss) (Line 1 minus Line 6 + Line 7).....000
INVESTMENT INCOME			
9. Net investment income earned.....	104,034	132,423	490,506
10. Net realized capital gains (losses) less capital gains tax of \$.....(2,151).....	(7,003)	22	147,381
11. Net investment gain (loss) (Lines 9 + 10).....	97,030	132,445	637,887
OTHER INCOME			
12. Net gain or (loss) from agents' or premium balances charged off (amount recovered \$.....0 amount charged off \$.....0).....000
13. Finance and service charges not included in premiums.....000
14. Aggregate write-ins for miscellaneous income.....000
15. Total other income (Lines 12 through 14).....000
16. Net income before dividends to policyholders, after capital gains tax and before all other federal and foreign income taxes (Lines 8 + 11 + 15).....	97,030	132,445	637,887
17. Dividends to policyholders.....000
18. Net income, after dividends to policyholders, after capital gains tax and before all other federal and foreign income taxes (Line 16 minus Line 17).....	97,030	132,445	637,887
19. Federal and foreign income taxes incurred.....	13,419	17,211	65,059
20. Net income (Line 18 minus Line 19) (to Line 22).....	83,611	115,234	572,828
CAPITAL AND SURPLUS ACCOUNT			
21. Surplus as regards policyholders, December 31 prior year.....	19,950,090	21,514,335	21,514,335
22. Net income (from Line 20).....	83,611	115,234	572,828
23. Net transfers (to) from Protected Cell accounts.....000
24. Change in net unrealized capital gains or (losses) less capital gains tax of \$.....0.....000
25. Change in net unrealized foreign exchange capital gain (loss).....000
26. Change in net deferred income tax.....	(1,575)	(2,706)	(37,073)
27. Change in nonadmitted assets.....000
28. Change in provision for reinsurance.....000
29. Change in surplus notes.....000
30. Surplus (contributed to) withdrawn from protected cells.....000
31. Cumulative effect of changes in accounting principles.....000
32. Capital changes:			
32.1 Paid in.....000
32.2 Transferred from surplus (Stock Dividend).....000
32.3 Transferred to surplus.....000
33. Surplus adjustments:			
33.1 Paid in.....000
33.2 Transferred to capital (Stock Dividend).....000
33.3 Transferred from capital.....000
34. Net remittances from or (to) Home Office.....000
35. Dividends to stockholders.....00	(2,100,000)
36. Change in treasury stock.....000
37. Aggregate write-ins for gains and losses in surplus.....000
38. Change in surplus as regards policyholders (Lines 22 through 37).....	82,036	112,528	(1,564,245)
39. Surplus as regards policyholders, as of statement date (Lines 21 plus 38).....	20,032,127	21,626,863	19,950,090
DETAILS OF WRITE-INS			
0501.000
0502.000
0503.000
0598. Summary of remaining write-ins for Line 5 from overflow page.....000
0599. Totals (Lines 0501 thru 0503 plus 0598) (Line 5 above).....000
1401. Miscellaneous Expense.....000
1402.000
1403.000
1498. Summary of remaining write-ins for Line 14 from overflow page.....000
1499. Totals (Lines 1401 thru 1403 plus 1498) (Line 14 above).....000
3701.000
3702.000
3703.000
3798. Summary of remaining write-ins for Line 37 from overflow page.....000
3799. Totals (Lines 3701 thru 3703 plus 3798) (Line 37 above).....000

GREAT AMERICAN PROTECTION INSURANCE COMPANY
CASH FLOW

	1 Current Year to Date	2 Prior Year To Date	3 Prior Year Ended December 31
CASH FROM OPERATIONS			
1. Premiums collected net of reinsurance.....	0	0	0
2. Net investment income.....	176,570	185,557	598,163
3. Miscellaneous income.....	0	0	0
4. Total (Lines 1 through 3).....	176,570	185,557	598,163
5. Benefit and loss related payments.....	0	0	0
6. Net transfers to Separate Accounts, Segregated Accounts and Protected Cell Accounts.....	0	0	0
7. Commissions, expenses paid and aggregate write-ins for deductions.....	0	0	0
8. Dividends paid to policyholders.....	0	0	0
9. Federal and foreign income taxes paid (recovered) net of \$.....0 tax on capital gains (losses).....	0	0	62,091
10. Total (Lines 5 through 9).....	0	0	62,091
11. Net cash from operations (Line 4 minus Line 10).....	176,570	185,557	536,072
CASH FROM INVESTMENTS			
12. Proceeds from investments sold, matured or repaid:			
12.1 Bonds.....	1,197,777	286,993	2,809,122
12.2 Stocks.....	0	0	581,291
12.3 Mortgage loans.....	0	0	0
12.4 Real estate.....	0	0	0
12.5 Other invested assets.....	0	0	0
12.6 Net gains or (losses) on cash, cash equivalents and short-term investments.....	0	28	28
12.7 Miscellaneous proceeds.....	0	0	0
12.8 Total investment proceeds (Lines 12.1 to 12.7).....	1,197,777	287,021	3,390,442
13. Cost of investments acquired (long-term only):			
13.1 Bonds.....	0	999,963	1,249,924
13.2 Stocks.....	0	0	0
13.3 Mortgage loans.....	0	0	0
13.4 Real estate.....	0	0	0
13.5 Other invested assets.....	0	0	0
13.6 Miscellaneous applications.....	0	0	0
13.7 Total investments acquired (Lines 13.1 to 13.6).....	0	999,963	1,249,924
14. Net increase or (decrease) in contract loans and premium notes.....	0	0	0
15. Net cash from investments (Line 12.8 minus Line 13.7 and Line 14).....	1,197,777	(712,943)	2,140,517
CASH FROM FINANCING AND MISCELLANEOUS SOURCES			
16. Cash provided (applied):			
16.1 Surplus notes, capital notes.....	0	0	0
16.2 Capital and paid in surplus, less treasury stock.....	0	0	0
16.3 Borrowed funds.....	0	0	0
16.4 Net deposits on deposit-type contracts and other insurance liabilities.....	0	0	0
16.5 Dividends to stockholders.....	0	0	2,100,000
16.6 Other cash provided (applied).....	0	0	0
17. Net cash from financing and miscellaneous sources (Lines 16.1 through 16.4 minus Line 16.5 plus Line 16.6).....	0	0	(2,100,000)
RECONCILIATION OF CASH, CASH EQUIVALENTS AND SHORT-TERM INVESTMENTS			
18. Net change in cash, cash equivalents and short-term investments (Line 11 plus Line 15 plus Line 17).....	1,374,347	(527,385)	576,590
19. Cash, cash equivalents and short-term investments:			
19.1 Beginning of year.....	3,071,415	2,494,825	2,494,825
19.2 End of period (Line 18 plus Line 19.1).....	4,445,762	1,967,440	3,071,415
Note: Supplemental disclosures of cash flow information for non-cash transactions:			
20.0001	0	0	0

NOTES TO FINANCIAL STATEMENTS

Note 1 – Summary of Significant Accounting Policies and Going Concern

A. Accounting Practices

The financial statements of Great American Protection Insurance Company ("the Company") are presented on the basis of accounting practices prescribed or permitted by the Ohio Department of Insurance.

The Ohio Department of Insurance recognizes only statutory accounting practices prescribed or permitted by the state of Ohio for determining and reporting the financial condition and results of operations of an insurance company, for purposes of determining its solvency under the Ohio Insurance Law. The National Association of Insurance Commissioners' ("NAIC") Accounting Practices and Procedures Manual has been adopted as a component of prescribed or permitted practices by the state of Ohio. The Company has no prescribed or permitted practices that would result in differences between NAIC Statutory Accounting Principles (SAP) and the state of Ohio basis, as shown below:

	SSAP #	F/S Page	F/S Line #	Current Year to Date	2020
NET INCOME					
(1) The Company state basis (Page 4, Line 20, Columns 1 & 3)	XXX	XXX	XXX	\$ 83,611	\$ 572,828
(2) State Prescribed Practice that are an increase/(decrease) from NAIC SAP				\$ 0	\$ 0
(3) State Permitted Practice that are an increase/(decrease) from NAIC SAP				\$ 0	\$ 0
(4) NAIC SAP (1 – 2 – 3 = 4)	XXX	XXX	XXX	\$ 83,611	\$ 572,828
SURPLUS					
(5) The Company state basis (Page 3, line 37, Columns 1 & 2)	XXX	XXX	XXX	\$ 20,032,127	\$ 19,950,090
(6) State Prescribed Practice that are an increase/(decrease) from NAIC SAP				\$ 0	\$ 0
(7) State Permitted Practice that are an increase/(decrease) from NAIC SAP				\$ 0	\$ 0
(8) NAIC SAP (5 – 6 – 7 = 8)	XXX	XXX	XXX	\$ 20,032,127	\$ 19,950,090

C. Accounting Policy

- (2) Basis for Bonds, Mandatory Convertible Securities, SVO-Identified Investments and Amortization Method
Bonds with a NAIC rating 1 and 2 are stated at amortized cost using the interest method; all others are stated at the lower of amortized cost or fair value. The Company does not own any SVO Identified Exchange Traded Funds.
- (6) Basis for Loan-Backed Securities and Adjustment Methodology
For residential mortgage-backed securities (RMBS), commercial mortgage-backed securities (CMBS) and loan-backed and structured securities (LBASS), the NAIC has retained a third-party investment management firm to assist in the determination of the appropriate NAIC designations and Book Adjusted Carrying Values based on not only the probability of loss, but also the severity of loss. Those RMBS, CMBS and LBASS securities that are not modeled but receive a current year NAIC Credit Rating Provider (CRP) rating equal to NAIC 1 and 2 are stated at amortized cost and NAIC 3-6 are stated at lower of amortized cost or fair value. Mandatory convertible bonds are stated at the lower of book value or fair value, regardless of the NAIC designation.

D. Going Concern

After review of the Company's financial condition, management does not have any doubts about the Company's ability to continue as a going concern.

Note 2 – Accounting Changes and Corrections of Errors

No significant changes

Note 3 – Business Combinations and Goodwill

No significant changes

Note 4 – Discontinued Operations

No significant changes

Note 5 – Investments

D. Loan-Backed Securities

- (1) Description of Sources Used to Determine Prepayment Assumptions
The Company uses dealer-modeled prepayment assumptions for mortgage-backed and asset-backed securities at the date of purchase to determine effective yields; significant changes in estimated cash flows from the original purchase assumptions are accounted for on a prospective basis.
- (2) Securities with Recognized Other-Than-Temporary Impairment
The Company had no loan-backed securities with a recognized other-than-temporary impairment due to either the intent to sell or lack of intent to hold to recovery during the current year.

NOTES TO FINANCIAL STATEMENTS

- (3) Recognized OTTI securities
The Company had no loan-backed securities with a credit-related other-than-temporary impairment recognized during the current year.
- (4) All impaired securities (fair value is less than cost or amortized cost) for which an other-than-temporary impairment has not been recognized in earnings as a realized loss (including securities with a recognized other-than-temporary impairment for non-interest related declines when a non-recognized interest related impairment remains):

a. The aggregate amount of unrealized losses:	1. Less than 12 Months	\$	(6,980)
	2. 12 Months or Longer	\$	0
b. The aggregate related fair value of securities with unrealized losses:	1. Less than 12 Months	\$	452,104
	2. 12 Months or Longer	\$	0

- (5) Information Investor Considered in Reaching Conclusion that Impairments are Not Other-Than-Temporary
Based on cash flow projections received from independent sources (which reflect loan to collateral values, subordination, vintage and geographic concentration), implied cash flows inherent in security ratings and analysis of historical payment data, management believes that the Company will recover its cost basis in all securities with unrealized losses at March 31, 2021. The Company has the intent to hold such securities until they recover in value or mature.

E. Dollar Repurchase Agreements and/or Securities Lending Transactions

The Company did not engage in dollar repurchase agreements or securities lending transactions.

F. Repurchase Agreements Transactions Accounted for as Secured Borrowing

The Company did not engage in repurchase transactions accounted for as secured borrowing.

G. Reverse Repurchase Agreements Transactions Accounted for as Secured Borrowing
Repurchase Transactions – Cash Provider – Overview of Secured Borrowing Transactions

The Company did not engage in reverse repurchase transactions accounted for as secured borrowing.

H. Repurchase Agreements Transactions Accounted for as a Sale
Repurchase Transaction – Cash Taker – Overview of Sale Transactions

The Company did not engage in repurchase transactions accounted for as a sale.

I. Reverse Repurchase Agreements Transactions Accounted for as a Sale
Repurchase Transaction – Cash Provider – Overview of Sale Transactions

The Company did not engage in reverse repurchase transactions accounted for as a sale.

M. Working Capital Finance Investments

The Company does not have any investment in working capital finance securities.

N. Offsetting and Netting of Assets and Liabilities

Not applicable

O. 5GI Securities

Not applicable

Q. Prepayment Penalty and Acceleration Fees

Not applicable

R. Reporting Entity's Share of Cash Pool by Asset Type

The Company does not participate in any cash pools.

Note 6 – Joint Ventures, Partnerships and Limited Liability Companies

No significant changes

Note 7 – Investment Income

No significant changes

Note 8 – Derivative Instruments

The Company's investment objectives do not include holding or issuing derivative financial instruments.

Note 9 – Income Taxes

No significant changes

Note 10 – Information Concerning Parent, Subsidiaries, Affiliates and Other Related Parties

No significant changes

NOTES TO FINANCIAL STATEMENTS

Note 11 – Debt

B. FHLB (Federal Home Loan Bank) Agreements

The Company does not have any agreements with the Federal Home Loan Bank.

Note 12 – Retirement Plans, Deferred Compensation, Postemployment Benefits and Compensated Absences and Other Postretirement Benefit Plans

A. Defined Benefit Plan

The Company does not have any defined benefit plans.

Note 13 – Capital and Surplus, Shareholder’s Dividend Restrictions and Quasi-Reorganizations

No significant changes

Note 14 – Liabilities, Contingencies and Assessments

No significant changes

Note 15 – Leases

No significant changes

Note 16 – Information about Financial Instruments with Off-Balance Sheet Risk and Financial Instruments with Concentrations of Credit Risk

No significant changes

Note 17 – Sale, Transfer and Servicing of Financial Assets and Extinguishments of Liabilities

B. Transfer and Servicing of Financial Assets

Not applicable

C. Wash Sales

The Company was not involved in any wash sales during the current year.

Note 18 – Gain or Loss to the Reporting Entity from Uninsured Plans and the Portion of Partially Insured Plans

No significant changes

Note 19 – Direct Premium Written/Produced by Managing General Agents/Third Party Administrators

No significant changes

Note 20 – Fair Value Measurements

A. Fair Value Measurements

(1) Fair Value Measurements at Reporting Date

The Company categorizes its financial instruments, based on the degree of subjectivity inherent in the method by which they are valued, into a fair value hierarchy of three levels, as follows:

Level 1 - Quoted prices for identical assets or liabilities in active markets (markets in which transactions occur with sufficient frequency and volume to provide pricing information on an ongoing basis). The Company's Level 1 financial instruments consist primarily of publicly traded equity securities and highly liquid government bonds for which quoted market prices in active markets are available.

Level 2 - Quoted prices for similar instruments in active markets; quoted prices for identical or similar assets or liabilities in inactive markets (markets in which there are few transactions, the prices are not current, price quotations vary substantially over time or among market makers, or in which little information is released publicly); and valuations based on other significant inputs that are observable in active markets. The Company's Level 2 financial instruments include corporate and municipal fixed maturity securities, asset-backed securities, mortgage-backed securities and non-affiliated common stocks priced using observable inputs. Level 2 inputs include benchmark yields, reported trades, corroborated broker/dealer quotes, issuer spreads and benchmark securities. When non-binding broker quotes can be corroborated by comparison to similar securities priced using observable inputs, they are classified as Level 2.

Level 3 - Valuations derived from market valuation techniques generally consistent with those used to estimate the fair value of Level 2 financial instruments in which one or more significant inputs are unobservable or when the market for a security exhibits significantly less liquidity relative to markets supporting Level 2 fair value measurements. The unobservable inputs may include management's own assumptions about the assumptions market participants would use based on the best information available at the valuation date. The Company's Level 3 is comprised of financial instruments whose fair value is estimated based on non-binding broker quotes or internally developed using significant inputs not based on, or corroborated by, observable market information.

The Company's investment manager, AMMC, is responsible for the valuation process and uses data from outside sources (including nationally recognized pricing services and broker/dealers) in establishing fair value. Valuation techniques utilized by pricing services and prices obtained from external sources are reviewed by AMMC's internal investment professionals who are familiar with the securities being priced and the markets in which they trade to ensure the fair value determination is representative of an exit price. To validate the appropriateness of the prices obtained, these investment managers consider widely published indices (as benchmarks), recent trades, changes in interest rates, general economic conditions and the credit quality of the specific issuers. In addition, AMMC communicates directly with the pricing service regarding the methods and assumptions used in pricing, including verifying, on a test basis, the inputs used by the service to value specific securities.

The Company does not have any assets carried at fair value.

NOTES TO FINANCIAL STATEMENTS

- (2)

Fair Value Measurements in (Level 3) of the Fair Value Hierarchy
The Company does not have any Level 3 securities carried at fair value.
- (3)

Policies when Transfers Between Levels are Recognized
The Company recognizes and records the transfer of securities into and out of Level 3 due to changes in availability of market observable inputs.
- (4)

Description of Valuation Techniques and Inputs Used in Fair Value Measurement
See narrative above in Note 20A (1).
- (5)

Fair Value Disclosures for Derivative Assets and Liabilities
Not applicable

B.

Fair Value Reporting under SSAP 100 and Other Accounting Pronouncements

The Company has no additional fair value disclosures.

C.

Fair Value Level

The table below reflects the fair values and admitted values of all admitted assets and liabilities that are financial instruments excluding those accounted for under the equity method (subsidiaries, joint ventures, partnerships and limited liability corporations). The fair values are also categorized into the three-level fair value hierarchy as described above in Note 20A.

Type of Financial Instrument	Aggregate Fair Value	Admitted Assets	(Level 1)	(Level 2)	(Level 3)	Net Asset Value (NAV)	Not Practicable (Carrying Value)
U.S. Government and government agencies	\$ 859,789	\$ 842,200	\$ 859,789	\$ 0	\$ 0	\$ 0	\$ 0
States, municipalities and political subdivisions	\$ 7,363,201	\$ 7,155,364	\$ 0	\$ 7,259,256	\$ 103,945	\$ 0	\$ 0
Residential MBS	\$ 1,460,207	\$ 1,444,630	\$ 0	\$ 1,460,207	\$ 0	\$ 0	\$ 0
Collateralized loan obligations	\$ 1,000,679	\$ 995,813	\$ 0	\$ 1,000,679	\$ 0	\$ 0	\$ 0
Asset backed securities	\$ 3,402,379	\$ 3,290,344	\$ 0	\$ 3,402,379	\$ 0	\$ 0	\$ 0
All other bonds	\$ 1,835,128	\$ 1,799,042	\$ 0	\$ 1,835,128	\$ 0	\$ 0	\$ 0
Cash and short term investments	\$ 4,445,762	\$ 4,445,762	\$ 4,445,762	\$ 0	\$ 0	\$ 0	\$ 0

D.

Not Practicable to Estimate Fair Value

The Company has no financial instruments that fall under this classification.

E.

NAV Practical Expedient Investments

Not applicable

Note 21 – Other Items

No significant changes

Note 22 – Events Subsequent

There have been no events subsequent to March 31, 2021, which the Company believes will have a material effect on the financial condition of the Company.

Note 23 – Reinsurance

No significant changes

Note 24 – Retrospectively Rated Contracts and Contracts Subject to Redetermination

F.

Risk Sharing Provisions of the Affordable Care Act

Not applicable

Note 25 – Change in Incurred Losses and Loss Adjustment Expenses

The Company has no net loss and loss adjustment expense reserves, as a result of its pooling agreement (See Note 26).

NOTES TO FINANCIAL STATEMENTS

Note 26 – Intercompany Pooling Arrangements

Effective January 1, 2021, the pooling agreement was amended to remove Great American Contemporary Insurance Company from the pooling agreement and to add Great American Underwriters Insurance Company to the agreement.

The effect of the pooling agreement is to transfer all direct and assumed liabilities of the participating companies to the Great American Insurance Company. Great American Insurance Company retains 100% of the pooled business, as illustrated below:

<u>Lead Entity and all Affiliated Entities</u>	NAIC Company <u>Code</u>	Pooling <u>Percentage</u>
Great American Insurance Company	16691	100.0%
American Empire Insurance Company	37990	0%
American Empire Surplus Lines Insurance Company	35351	0%
Great American Alliance Insurance Company	26832	0%
Great American Assurance Company	26344	0%
Great American Casualty Insurance Company	39896	0%
Great American E & S Insurance Company	37532	0%
Great American Fidelity Insurance Company	41858	0%
Great American Insurance Company of New York	22136	0%
Great American Protection Insurance Company	38580	0%
Great American Security Insurance Company	31135	0%
Great American Spirit Insurance Company	33723	0%
Great American Underwriters Insurance Company	16118	0%

Note 27 – Structured Settlements

No significant changes

Note 28 – Health Care Receivables

No significant changes

Note 29 – Participating Policies

No significant changes

Note 30 – Premium Deficiency Reserves

No significant changes

Note 31 – High Deductibles

No significant changes

Note 32 – Discounting of Liabilities for Unpaid Losses or Unpaid Loss Adjustment Expenses

No significant changes

Note 33 – Asbestos/Environmental Reserves

No significant changes

Note 34 – Subscriber Savings Accounts

No significant changes

Note 35 – Multiple Peril Crop Insurance

No significant changes

Note 36 – Financial Guaranty Insurance

The Company does not write financial guaranty insurance.

GENERAL INTERROGATORIES

PART 1 - COMMON INTERROGATORIES

GENERAL

1.1

Did the reporting entity experience any material transactions requiring the filing of Disclosure of Material Transactions with the State of Domicile, as required by the Model Act?

Yes [☐] No [☒]

1.2

If yes, has the report been filed with the domiciliary state?

Yes [☐] No [☐]

2.1

Has any change been made during the year of this statement in the charter, by-laws, articles of incorporation, or deed of settlement of the reporting entity?

Yes [☐] No [☒]

2.2

If yes, date of change:

3.1

Is the reporting entity a member of an Insurance Holding Company System consisting of two or more affiliated persons, one or more of which is an insurer? If yes, complete Schedule Y, Parts 1 and 1A.

Yes [☒] No [☐]

3.2

Have there been any substantial changes in the organizational chart since the prior quarter end?

Yes [☒] No [☐]

3.3

If the response to 3.2 is yes, provide a brief description of those changes.

Great American Holding, Inc. contributed Republic Indemnity Company of America and Bridgefield Employers Insurance Company to Great American Contemporary Insurance Company effective 1/1/2021.

3.4

Is the reporting entity publicly traded or a member of a publicly traded group?

Yes [☒] No [☐]

3.5

If the response to 3.4 is yes, provide the CIK (Central Index Key) code issued by the SEC for the entity/group.

0001042046

4.1

Has the reporting entity been a party to a merger or consolidation during the period covered by this statement? If yes, complete and file the merger history data file with the NAIC for the annual filing corresponding to this period.

Yes [☐] No [☒]

4.2

If yes, provide name of entity, NAIC Company Code, and state of domicile (use two letter state abbreviation) for any entity that has ceased to exist as a result of the merger or consolidation.

1	2	3
Name of Entity	NAIC Company Code	State of Domicile
	0	

5.

If the reporting entity is subject to a management agreement, including third-party administrator(s), managing general agent(s), attorney-in-fact, or similar agreement, have there been any significant changes regarding the terms of the agreement or principals involved? If yes, attach an explanation.

Yes [☐] No [☒] N/A [☐]

Not applicable

6.1

State as of what date the latest financial examination of the reporting entity was made or is being made.

12/31/2016

6.2

State the as of date that the latest financial examination report became available from either the state of domicile or the reporting entity. This date should be the date of the examined balance sheet and not the date the report was completed or released.

12/31/2016

6.3

State as of what date the latest financial examination report became available to other states or the public from either the state of domicile or the reporting entity. This is the release date or completion date of the examination report and not the date of the examination (balance sheet date).

02/26/2018

6.4

By what department or departments?

Ohio Department of Insurance

6.5

Have all financial statement adjustments within the latest financial examination report been accounted for in a subsequent financial statement filed with Departments?

Yes [☐] No [☐] N/A [☒]

6.6

Have all of the recommendations within the latest financial examination report been complied with?

Yes [☐] No [☐] N/A [☒]

7.1

Has this reporting entity had any Certificates of Authority, licenses or registrations (including corporate registration, if applicable) suspended or revoked by any governmental entity during the reporting period?

Yes [☐] No [☒]

7.2

If yes, give full information:

Not applicable

8.1

Is the company a subsidiary of a bank holding company regulated with the Federal Reserve Board?

Yes [☐] No [☒]

8.2

If response to 8.1 is yes, please identify the name of the bank holding company.

Not applicable

8.3

Is the company affiliated with one or more banks, thrifts or securities firms?

Yes [☒] No [☐]

8.4

If the response to 8.3 is yes, please provide below the names and location (city and state of the main office) of any affiliates regulated by a federal regulatory services agency [i.e. the Federal Reserve Board (FRB), the Office of the Comptroller of the Currency (OCC), the Federal Deposit Insurance Corporation (FDIC) and the Securities Exchange Commission (SEC)] and identify the affiliate's primary federal regulator].

1	2	3	4	5	6
Affiliate Name	Location (City, State)	FRB	OCC	FDIC	SEC
American Money Management Corporation	Cincinnati, OH	NO	NO	NO	YES
Great American Advisors, Inc.	Cincinnati, OH	NO	NO	NO	YES

9.1

Are the senior officers (principal executive officer, principal financial officer, principal accounting officer or controller, or persons performing similar functions) of the reporting entity subject to a code of ethics, which includes the following standards?

Yes [☒] No [☐]

(a)

Honest and ethical conduct, including the ethical handling of actual or apparent conflicts of interest between personal and professional relationships;

(b)

Full, fair, accurate, timely and understandable disclosure in the periodic reports required to be filed by the reporting entity;

(c)

Compliance with applicable governmental laws, rules and regulations;

(d)

The prompt internal reporting of violations to an appropriate person or persons identified in the code; and

(e)

Accountability for adherence to the code.

9.11

If the response to 9.1 is No, please explain:

Not applicable

9.2

Has the code of ethics for senior managers been amended?

Yes [☐] No [☒]

9.21

If the response to 9.2 is Yes, provide information related to amendment(s).

Q07

GENERAL INTERROGATORIES

PART 1 - COMMON INTERROGATORIES

Not applicable

9.3 Have any provisions of the code of ethics been waived for any of the specified officers? Yes [] No [X]

9.31 If the response to 9.3 is Yes, provide the nature of any waiver(s).

Not applicable

FINANCIAL

10.1 Does the reporting entity report any amounts due from parent, subsidiaries or affiliates on Page 2 of this statement? Yes [] No [X]

10.2 If yes, indicate any amounts receivable from parent included in the Page 2 amount: \$ 0

INVESTMENT

11.1 Were any of the stocks, bonds, or other assets of the reporting entity loaned, placed under option agreement, or otherwise made available for use by another person? (Exclude securities under securities lending agreements.) Yes [] No [X]

11.2 If yes, give full and complete information relating thereto:

Not applicable

12. Amount of real estate and mortgages held in other invested assets in Schedule BA: \$ 0

13. Amount of real estate and mortgages held in short-term investments: \$ 0

14.1 Does the reporting entity have any investments in parent, subsidiaries and affiliates? Yes [] No [X]

14.2 If yes, please complete the following:

- 14.21 Bonds
- 14.22 Preferred Stock
- 14.23 Common Stock
- 14.24 Short-Term Investments
- 14.25 Mortgage Loans on Real Estate
- 14.26 All Other
- 14.27 Total Investment in Parent, Subsidiaries and Affiliates (Subtotal Lines 14.21 to 14.26)
- 14.28 Total Investment in Parent included in Lines 14.21 to 14.26 above

1	2
Prior Year End Book/Adjusted Carrying Value	Current Quarter Book/Adjusted Carrying Value
\$ 0	\$ 0
0	0
0	0
0	0
0	0
0	0
\$ 0	\$ 0
\$ 0	\$ 0

15.1 Has the reporting entity entered into any hedging transactions reported on Schedule DB? Yes [] No [X]

15.2 If yes, has a comprehensive description of the hedging program been made available to the domiciliary state? Yes [] No [] N/A [X]

If no, attach a description with this statement.

16. For the reporting entity's security lending program, state the amount of the following as of current statement date:

16.1 Total fair value of reinvested collateral assets reported on Schedule DL, Parts 1 and 2: \$ 0

16.2 Total book adjusted/carrying value of reinvested collateral assets reported on Schedule DL, Parts 1 and 2: \$ 0

16.3 Total payable for securities lending reported on the liability page: \$ 0

17. Excluding items in Schedule E-Part 3-Special Deposits, real estate, mortgage loans and investments held physically in the reporting entity's offices, vaults or safety deposit boxes, were all stocks, bonds and other securities, owned throughout the current year held pursuant to a custodial agreement with a qualified bank or trust company in accordance with Section 1, III - General Examination Considerations, F. Outsourcing of Critical Functions, Custodial or Safekeeping Agreements of the NAIC *Financial Condition Examiners Handbook*? Yes [X] No []

17.1 For all agreements that comply with the requirements of the NAIC *Financial Condition Examiners Handbook*, complete the following:

1	2
Name of Custodian(s)	Custodian Address
The Bank of New York Mellon	1 Wall Street, New York, NY 10286

17.2 For all agreements that do not comply with the requirements of the NAIC *Financial Condition Examiners Handbook*, provide the name, location and a complete explanation:

1	2	3
Name(s)	Location(s)	Complete Explanation(s)

17.3 Have there been any changes, including name changes, in the custodian(s) identified in 17.1 during the current quarter? Yes [] No [X]

17.4 If yes, give full and complete information relating thereto:

1	2	3	4
Old Custodian	New Custodian	Date of Change	Reason

17.5 Investment management – Identify all investment advisors, investment managers, broker/dealers, including individuals that have the authority to make investment decisions on behalf of the reporting entity. For assets that are managed internally by employees of the reporting entity, note as such ["...that have access to the investment accounts", "handle securities"].

1	2
Name of Firm or Individual	Affiliation
American Money Management Corporation	A

17.5097 For those firms/individuals listed in the table for Question 17.5, do any firms/individuals unaffiliated with the reporting entity (i.e., designated with a "U") manage more than 10% of the reporting entity's invested assets? Yes [] No [X]

17.5098 For firms/individuals unaffiliated with the reporting entity (i.e., designated with a "U") listed in the table for Question 17.5, does the total assets under management aggregate to more than 50% of the reporting entity's invested assets? Yes [] No [X]

GENERAL INTERROGATORIES

PART 1 - COMMON INTERROGATORIES

17.6 For those firms or individuals listed in the table for 17.5 with an affiliation code of "A" (affiliated) or "U" (unaffiliated), provide the information for the table below.

1	2	3	4	5
Central Registration Depository Number	Name of Firm or Individual	Legal Entity Identifier (LEI)	Registered With	Investment Management Agreement (IMA) Filed
161853	American Money Management Corporation	54930048Y5YTQDRCSM84	SEC	DS

18.1 Have all the filing requirements of the *Purposes and Procedures Manual of the NAIC Investment Analysis Office* been followed? Yes [X] No []

18.2 If no, list exceptions:

Not applicable

19. By self-designating 5GI securities, the reporting entity is certifying the following elements for each self-designated 5GI security:

a. Documentation necessary to permit a full credit analysis of the security does not exist or an NAIC CRP credit rating for an FE or PL security is not available.

b. Issuer or obligor is current on all contracted interest and principal payments.

c. The insurer has an actual expectation of ultimate payment of all contracted interest and principal.

Has the reporting entity self-designated 5GI securities?

Yes [] No [X]
20. By self-designating PLGI securities, the reporting entity is certifying the following elements for each self-designated PLGI security:

a. The security was purchased prior to January 1, 2018.

b. The reporting entity is holding capital commensurate with the NAIC Designation reported for the security.

c. The NAIC Designation was derived from the credit rating assigned by an NAIC CRP in its legal capacity as a NRSRO which is shown on a current private letter rating held by the insurer and available for examination by state insurance regulators.

d. The reporting entity is not permitted to share this credit rating of the PL security with the SVO.

Has the reporting entity self-designated PLGI securities?

Yes [] No [X]
21. By assigning FE to a Schedule BA non-registered private fund, the reporting entity is certifying the following elements of each self-designated FE fund:

a. The security was purchased prior to January 1, 2019.

b. The reporting entity is holding capital commensurate with the NAIC Designation reported for the security.

c. The security had a public credit rating(s) with annual surveillance assigned by an NAIC CRP in its legal capacity as an NRSRO prior to January 1, 2019.

d. The fund only or predominantly holds bonds in its portfolio.

e. The current reporting NAIC designation was derived from the public credit rating(s) with annual surveillance assigned by an NAIC CRP in its legal capacity as an NRSRO.

f. The public credit rating(s) with annual surveillance assigned by an NAIC CRP has not lapsed.

Has the reporting entity assigned FE to Schedule BA non-registered private funds that complied with the above criteria?

Yes [] No [X]
- Q07.2

GREAT AMERICAN PROTECTION INSURANCE COMPANY
GENERAL INTERROGATORIES (continued)

PART 2 – PROPERTY & CASUALTY INTERROGATORIES

1.

If the reporting entity is a member of a pooling arrangement, did the agreement or the reporting entity's participation change?

If yes, attach an explanation.

Effective 1/1/2021, the pooling agreement was amended to remove Great American Contemporary Insurance Company from the pooling agreement and to add Great American Underwriters Insurance Company to the agreement. See Note 26.

Yes [X]

No []

N/A []
2.

Has the reporting entity reinsured any risk with any other reporting entity and agreed to release such entity from liability, in whole or in part, from any loss that may occur on the risk, or portion thereof, reinsured?

If yes, attach an explanation.

Not applicable

Yes []

No [X]
- 3.1

Have any of the reporting entity's primary reinsurance contracts been canceled?

Yes []

No [X]
- 3.2

If yes, give full and complete information thereto:

Not applicable
- 4.1

Are any of the liabilities for unpaid losses and loss adjustment expenses other than certain workers' compensation tabular reserves (see *Annual Statement Instructions* pertaining to disclosure of discounting for definition of "tabular reserves,") discounted at a rate of interest greater than zero?

Yes []

No [X]
- 4.2

If yes, complete the following schedule:

1 Line of Business	2 Maximum Interest	3 Disc. Rate	Total Discount				Discount Taken During Period			
			4 Unpaid Losses	5 Unpaid LAE	6 IBNR	7 Total	8 Unpaid Losses	9 Unpaid LAE	10 IBNR	11 Total
	0.000	0.000	0	0	0	0	0	0	0	0
Total	XXX	XXX	0	0	0	0	0	0	0	0
5.

Operating Percentages:

5.1

A&H loss percent

0.000%

5.2

A&H cost containment percent

0.000%

5.3

A&H expense percent excluding cost containment expenses

0.000%

6.1

Do you act as a custodian for health savings accounts?

Yes []

No [X]

6.2

If yes, please provide the amount of custodial funds held as of the reporting date.

\$

0

6.3

Do you act as an administrator for health savings accounts?

Yes []

No [X]

6.4

If yes, please provide the amount of funds administered as of the reporting date.

\$

0

7.

Is the reporting entity licensed or chartered, registered, qualified, eligible or writing business in at least two states?

Yes [X]

No []

7.1

If no, does the reporting entity assume reinsurance business that covers risks residing in at least one state other than the state of domicile of the reporting entity?

Yes []

No []
- Q08

GREAT AMERICAN PROTECTION INSURANCE COMPANY
SCHEDULE F - CEDED REINSURANCE

Showing All New Reinsurers - Current Year to Date

1	2	3	4	5	6	7
NAIC Company Code	ID Number	Name of Reinsurer	Domiciliary Jurisdiction	Type of Reinsurer	Certified Reinsurer Rating (1 through 6)	Effective Date of Certified Reinsurer Rating

NONE

GREAT AMERICAN PROTECTION INSURANCE COMPANY
SCHEDULE T - EXHIBIT OF PREMIUMS WRITTEN

Current Year to Date - Allocated by States and Territories

States, Etc.		1 Active Status (a)	Direct Premiums Written		Direct Losses Paid (Deducting Salvage)		Direct Losses Unpaid	
			2 Current Year to Date	3 Prior Year to Date	4 Current Year to Date	5 Prior Year to Date	6 Current Year to Date	7 Prior Year to Date
1.	Alabama.....AL	..E...0000294727
2.	Alaska.....AK	..E...0000384427
3.	Arizona.....AZ	..E...00005,35911,884
4.	Arkansas.....AR	..E...000000
5.	California.....CA	..L...0000309353
6.	Colorado.....CO	..N...000000
7.	Connecticut.....CT	..N...000000
8.	Delaware.....DE	..E...000080,916127,660
9.	District of Columbia.....DC	..E...000000
10.	Florida.....FL	..N...000000
11.	Georgia.....GA	..E...00005761,059
12.	Hawaii.....HI	..E...00001,5301,753
13.	Idaho.....ID	..E...00001,6231,872
14.	Illinois.....IL	..E...0000637930
15.	Indiana.....IN	..L...0000219251
16.	Iowa.....IA	..E...0000287693
17.	Kansas.....KS	..E...000000
18.	Kentucky.....KY	..L...00001112
19.	Louisiana.....LA	..N...000000
20.	Maine.....ME	..N...000000
21.	Maryland.....MD	..E...0000214245
22.	Massachusetts.....MA	..E...000000
23.	Michigan.....MI	..E...00002,0863,120
24.	Minnesota.....MN	..N...000000
25.	Mississippi.....MS	..L...000000
26.	Missouri.....MO	..E...000000
27.	Montana.....MT	..E...000000
28.	Nebraska.....NE	..E...0000306731
29.	Nevada.....NV	..N...000000
30.	New Hampshire.....NH	..N...000000
31.	New Jersey.....NJ	..E...00001,7804,195
32.	New Mexico.....NM	..E...000000
33.	New York.....NY	..N...000000
34.	North Carolina.....NC	..E...0000409967
35.	North Dakota.....ND	..E...000000
36.	Ohio.....OH	..L...000015,28717,537
37.	Oklahoma.....OK	..N...000000
38.	Oregon.....OR	..E...000000
39.	Pennsylvania.....PA	..E...00004,0378,992
40.	Rhode Island.....RI	..N...000000
41.	South Carolina.....SC	..E...000000
42.	South Dakota.....SD	..E...0000235270
43.	Tennessee.....TN	..E...00002,4954,124
44.	Texas.....TX	..E...000012,47829,256
45.	Utah.....UT	..E...000000
46.	Vermont.....VT	..N...000000
47.	Virginia.....VA	..E...000031,29739,367
48.	Washington.....WA	..L...000000
49.	West Virginia.....WV	..E...00001213
50.	Wisconsin.....WI	..E...00003,9648,394
51.	Wyoming.....WY	..E...000000
52.	American Samoa.....AS	..N...000000
53.	Guam.....GU	..N...000000
54.	Puerto Rico.....PR	..N...000000
55.	US Virgin Islands.....VI	..N...000000
56.	Northern Mariana Islands.....MP	..N...000000
57.	Canada.....CAN	..N...000000
58.	Aggregate Other Alien.....OT	..XXX...000000
59.	Totals.....	..XXX...0000166,744264,833

DETAILS OF WRITE-INS

58001.XXX...000000
58002.XXX...000000
58003.XXX...000000
58998. Summary of remaining write-ins for Line 58 from overflow page....	..XXX...000000
58999. Totals (Lines 58001 thru 58003+ Line 58998) (Line 58 above).....	..XXX...000000

(a) Active Status Count							
L - Licensed or Chartered - Licensed insurance carrier or domiciled RRG.....			6	R - Registered - Non-domiciled RRGs.....			0
E - Eligible - Reporting entities eligible or approved to write surplus lines in the state (other than their state of domicile - See DSLI).....			33	Q - Qualified - Qualified or accredited reinsurer.....			0
D - Domestic Surplus Lines Insurer (DSLI) - Reporting entities authorized to write surplus lines in the state of domicile.....			0	N - None of the above - Not allowed to write business in the state.....			18

Schedule Y - Information Concerning Activities of Insurer Members of a Holding Company Group

Part 1 - Organizational Chart

	Domiciliary Location	FEIN	NAIC Co. Code
American Financial Group, Inc.	OH	31-1544320	
American Financial Enterprises, Inc.	CT	31-0996797	
American Money Management Corporation	OH	31-0828578	
American Real Estate Capital Company, LLC	OH	27-1577326	
Mid-Market Capital Partners, LLC	DE	27-2829629	
APU Holding Company	OH	41-2112001	
American Premier Underwriters, Inc.	PA	23-6000765	
Lehigh Valley Railroad Company	PA	13-6400464	
Pennsylvania Lehigh Oil & Gas Holdings LLC	PA	46-1665396	
Magnolia Alabama Holdings, Inc.	DE	20-1548213	
Magnolia Alabama Holdings LLC	AL	20-1574094	
Michigan Oil & Gas Holdings, LLC	MI	46-1852532	
Ohio Oil & Gas Holdings, LLC	OH	46-1480078	
The Owasco River Railway, Inc.	NY	13-6021353	
PCC Technical Industries, Inc.	DE	76-0080537	
Pennsylvania Oil & Gas Holdings, LLC	PA	46-3246684	
Pennsylvania-Reading Seashore Lines (66.67%)	NJ	23-6000766	
GAI Insurance Company, Ltd. *	BMU	98-1073776	
Hangar Acquisition Corp.	OH	31-1446308	
Premier Lease & Loan Services Insurance Agency, Inc.	WA	91-1242743	
Premier Lease & Loan Services of Canada, Inc.	WA	91-1508644	
Dixie Terminal Corporation	OH	31-0823725	
Great American Financial Resources, Inc.	DE	06-1356481	
AAG Insurance Agency, Inc.	KY	31-1422717	
Ceres Group, Inc.	DE	34-1017531	
Continental General Corporation	NE	47-0717079	
QQAgency of Texas, Inc.	TX	34-1947042	
Great American Advisors, Inc.	OH	31-1395344	
Great American Life Insurance Company *	OH	13-1935920	63312
Annuity Investors Life Insurance Company *	OH	31-1021738	93661
Bay Bridge Holding Company, LLC ^	MD	84-4395026	
Bay Bridge Marina Hemingway's Restaurant, LLC (85%)	MD	27-4078277	
Bay Bridge Marina Management, LLC (85%)	MD	27-0513333	
Brothers Management, LLC	FL	20-1246122	
Charleston Harbor Fishing, LLC	SC	81-3737639	
GALIC - Bay Bridge Marina, LLC	MD	20-4604276	
GALIC Brothers, Inc.	OH	31-1391777	
Manhattan National Holding Corporation	OH	26-3260520	
Manhattan National Life Insurance Company *	OH	45-0252531	67083
Mountain View Grand Holding Company, LLC ^	NH	84-4574243	
Skipjack Holding Company, LLC	MD	84-2654660	
Skipjack Marina Corp.	MD	52-2179330	
Helium Holdings Limited	BMU		
GAI Australia Pty Ltd	AUS		
One East Fourth, Inc.	OH	31-0686194	
Pioneer Carpet Mills, Inc.	OH	31-0883227	
TEJ Holdings, Inc.	OH	31-1119320	
Three East Fourth, Inc.	OH	31-0728327	

* Denotes insurer
@ Entity affiliated but not owned
Subsidiaries 100% owned by respective parent unless otherwise stated
^ Entity is owned by more than one company within the AFG group.

Schedule Y - Information Concerning Activities of Insurer Members of a Holding Company Group

Part 1 - Organizational Chart

	Domiciliary Location	FEIN	NAIC Co. Code
American Financial Group, Inc.	OH	31-1544320	
Great American Holding, Inc.	OH	42-1575938	
ABA Insurance Services, Inc.	OH	80-0333563	
Agricultural Services, LLC	OH	27-3062314	
Great American Contemporary Insurance Company *	OH	36-4079497	10646
Bridgefield Employers Insurance Company*	FL	59-1835212	10701
Bridgefield Casualty Insurance Company*	FL	59-3269531	10335
Republic Indemnity Company of America *	CA	95-2801326	22179
Republic Indemnity Company of California *	CA	31-1054123	43753
Great American Holding (Europe) Limited	GBR		
Great American Europe Limited	GBR		
Great American International Insurance (EU) Designated Activity Company *	IRL		
Great American International Insurance (UK) Limited*	GBR		
Great American Specialty & Affinity Limited	GBR		
Mid-Continent Casualty Company *	OH	73-0556513	23418
Mid-Continent Assurance Company *	OH	73-1406844	15380
Mid-Continent Excess and Surplus Insurance Company *	OH	38-3803661	13794
Mid-Continent Specialty Insurance Services, Inc.	OK	30-0571535	
Oklahoma Surety Company *	OH	73-0773259	23426
National Interstate Corporation	OH	34-1607394	
American Highways Insurance Agency, Inc.	OH	34-1899058	
Explorer RV Insurance Agency, Inc.	OH	31-1548235	
Hudson Indemnity, Ltd. *	CYM	98-0191335	
Hudson Management Group, Ltd.	VIR	66-0660039	
National Interstate Insurance Agency, Inc.	OH	34-1607396	
Commercial For Hire Transportation Purchasing Group @	SC	36-4670968	
National Interstate Insurance Company *	OH	34-1607395	32620
National Interstate Insurance Company of Hawaii, Inc. *	OH	99-0345306	11051
TransProtection Service Company	MO	43-1254631	
Triumphe Casualty Company *	OH	95-3623282	41106
Vanliner Insurance Company *	MO	86-0114294	21172
Safety Claims & Litigation Services, LLC	MT	20-5546054	
Safety, Claims and Litigation Services, LLC	OH	46-4570914	
Summit Consulting, LLC	FL	59-1683711	
Heritage Summit Healthcare, LLC	FL	59-3385208	

* Denotes insurer
@ Entity affiliated but not owned
Subsidiaries 100% owned by respective parent unless otherwise stated
^ Entity is owned by more than one company within the AFG group.

Schedule Y - Information Concerning Activities of Insurer Members of a Holding Company Group

Part 1 - Organizational Chart

	Domiciliary Location	FEIN	NAIC Co. Code
American Financial Group, Inc.	OH	31-1544320	
Great American Insurance Company *	OH	31-0501234	16691
American Empire Insurance Company *	OH	31-0973761	37990
American Empire Underwriters, Inc.	TX	59-1671722	
American Empire Surplus Lines Insurance Company *	OH	31-0912199	35351
American Signature Underwriters, Inc.	OH	31-1463075	
Brothers Property Corporation	OH	59-2840291	
Brothers Pennsylvanian Corporation	PA	25-1754638	
Brothers Property Management Corporation	OH	59-2840294	
Crop Managers Insurance Agency, Inc.	KS	31-1277904	
CropSurance Agency, LLC	OH	83-1767590	
Dempsey & Siders Agency, Inc.	OH	31-0589001	
Human and Social Services Risk Purchasing Group, LLC	OH	84-2358400	
Eden Park Insurance Brokers, Inc.	CA	31-1341668	
El Aguila, Compañía de Seguros, S.A. de C.V. *	MEX		
Farmers Crop Insurance Alliance, Inc.	KS	39-1404033	
FCIA Management Company, Inc.	NY	13-3628555	
Foreign Credit Insurance Association @	NY		
GAI Mexico Holdings, LLC	DE	81-0814136	
GAI Warranty Company	OH	31-1753938	
GAI Warranty Company of Florida	FL	31-1765544	
Global Premier Finance Company	OH	61-1329718	
Great American Alliance Insurance Company *	OH	95-1542353	26832
Great American Assurance Company *	OH	15-6020948	26344
Great American Casualty Insurance Company *	OH	61-0983091	39896
Great American E & S Insurance Company *	OH	31-0954439	37532
Great American Fidelity Insurance Company *	OH	31-1036473	41858
Great American Insurance Agency, Inc.	OH	31-1652643	
Great American Insurance Company of New York *	NY	13-5539046	22136
Great American Management Services, Inc.	OH	31-0856644	
Great American Protection Insurance Company *	OH	31-1288778	38580
Great American Re Inc.	DE	31-0918893	
Great American Security Insurance Company *	OH	31-1209419	31135
Great American Spirit Insurance Company *	OH	31-1237970	33723
Great American Underwriters Insurance Company *	OH	83-1694393	16618
Key Largo Group, Inc.	FL	59-1263251	
PLLS Canada Insurance Brokers Inc.	CAN	871850814	
Professional Risk Brokers, Inc.	IL	31-1293064	
Shelter Rock Holdings, LLC	OH		
Westline Industrial, LLC	OH		

* Denotes insurer
@ Entity affiliated but not owned
Subsidiaries 100% owned by respective parent unless otherwise stated
^ Entity is owned by more than one company within the AFG group.

SCHEDULE Y

PART 1A - DETAIL OF INSURANCE HOLDING COMPANY SYSTEM

1	2	3	4	5	6	7	8	9	10	11	12	13	14	15	16
Group Code	Group Name	NAIC Company Code	ID Number	Federal RSSD	CIK	Name of Securities Exchange if Publicly Traded (U.S. or International)	Names of Parent, Subsidiaries or Affiliates	Domiciliary Location	Relationship to Reporting Entity	Directly Controlled by (Name of Entity/Person)	Type of Control (Ownership Board, Management, Attorney-in-Fact, Influence, Other)	If Control is Ownership Provide Percentage	Ultimate Controlling Entity(ies)/Person(s)	Is an SCA Filing Required? (Y/N)	*
Members															
0.....	0.....	31-15443200	0001042046	NYSE.....	American Financial Group, Inc.....	OH.....	UIP.....0.000	Ownership.....0.000N.....	0
0.....	0.....	31-099679700	American Financial Enterprises, Inc.....	CT.....	NIA.....	American Financial Group, Inc.....	Ownership.....	...100.000	American Financial Group, Inc.....N.....	0
0.....	0.....	31-082857800	American Money Management Corporation.....	OH.....	NIA.....	American Financial Group, Inc.....	Ownership.....	...100.000	American Financial Group, Inc.....N.....	0
0.....	0.....	27-157732600	American Real Estate Capital Company, LLC.....	OH.....	NIA.....	American Money Management Corporation.....	Ownership.....	...100.000	American Financial Group, Inc.....N.....	0
0.....	0.....	27-282962900	Mid-Market Capital Partners, LLC.....	DE.....	NIA.....	American Money Management Corporation.....	Ownership.....	...100.000	American Financial Group, Inc.....N.....	0
0.....	0.....	41-211200100	APU Holding Company.....	OH.....	NIA.....	American Financial Group, Inc.....	Ownership.....	...100.000	American Financial Group, Inc.....N.....	0
0.....	0.....	23-600076500	American Premier Underwriters, Inc.....	PA.....	NIA.....	APU Holding Company.....	Ownership.....	...100.000	American Financial Group, Inc.....N.....	0
0.....	0.....	13-640046400	Lehigh Valley Railroad Company.....	PA.....	NIA.....	American Premier Underwriters, Inc.....	Ownership.....	...100.000	American Financial Group, Inc.....N.....	0
0.....	0.....	46-166539600	Pennsylvania Lehigh Oil & Gas Holdings LLC.....	PA.....	NIA.....	Lehigh Valley Railroad Company.....	Ownership.....	...100.000	American Financial Group, Inc.....N.....	0
0.....	0.....	20-154821300	Magnolia Alabama Holdings, Inc.....	DE.....	NIA.....	American Premier Underwriters, Inc.....	Ownership.....	...100.000	American Financial Group, Inc.....N.....	0
0.....	0.....	20-157409400	Magnolia Alabama Holdings LLC.....	AL.....	NIA.....	Magnolia Alabama Holdings, Inc.....	Ownership.....	...100.000	American Financial Group, Inc.....N.....	0
0.....	0.....	46-185253200	Michigan Oil & Gas Holdings, LLC.....	MI.....	NIA.....	American Premier Underwriters, Inc.....	Ownership.....	...100.000	American Financial Group, Inc.....N.....	0
0.....	0.....	46-148007800	Ohio Oil & Gas Holdings, LLC.....	OH.....	NIA.....	American Premier Underwriters, Inc.....	Ownership.....	...100.000	American Financial Group, Inc.....N.....	0
0.....	0.....	13-602135300	The Owasco River Railway, Inc.....	NY.....	NIA.....	American Premier Underwriters, Inc.....	Ownership.....	...100.000	American Financial Group, Inc.....N.....	0
0.....	0.....	76-008053700	PCC Technical Industries, Inc.....	DE.....	NIA.....	American Premier Underwriters, Inc.....	Ownership.....	...100.000	American Financial Group, Inc.....N.....	0
0.....	0.....	46-324668400	Pennsylvania Oil & Gas Holdings, LLC.....	PA.....	NIA.....	American Premier Underwriters, Inc.....	Ownership.....	...100.000	American Financial Group, Inc.....N.....	0
0.....	0.....	23-600076600	Pennsylvania-Reading Seashore Lines.....	NJ.....	NIA.....	American Premier Underwriters, Inc.....	Ownership.....	...66.670	American Financial Group, Inc.....N.....	0
0.....	0.....	98-107377600	GAI Insurance Company, Ltd.....	BMU.....	IA.....	APU Holding Company.....	Ownership.....	...100.000	American Financial Group, Inc.....N.....	0
0.....	0.....	31-144630800	Hangar Acquisition Corp.....	OH.....	NIA.....	APU Holding Company.....	Ownership.....	...100.000	American Financial Group, Inc.....N.....	0
0.....	0.....	91-124274300	Premier Lease & Loan Services Insurance Agency, Inc.....	WA.....	NIA.....	APU Holding Company.....	Ownership.....	...100.000	American Financial Group, Inc.....N.....	0
0.....	0.....	91-150864400	Premier Lease & Loan Services of Canada, Inc.....	WA.....	NIA.....	APU Holding Company.....	Ownership.....	...100.000	American Financial Group, Inc.....N.....	0
0.....	0.....	31-082372500	Dixie Terminal Corporation.....	OH.....	NIA.....	American Financial Group, Inc.....	Ownership.....	...100.000	American Financial Group, Inc.....N.....	0
0.....	0.....	06-135648100	Great American Financial Resources, Inc.....	DE.....	NIA.....	American Financial Group, Inc.....	Ownership.....	...100.000	American Financial Group, Inc.....N.....	0
0.....	0.....	31-142271700	AAG Insurance Agency, Inc.....	KY.....	NIA.....	Great American Financial Resources, Inc.....	Ownership.....	...100.000	American Financial Group, Inc.....N.....	0
0.....	0.....	34-101753100	Ceres Group, Inc.....	DE.....	NIA.....	Great American Financial Resources, Inc.....	Ownership.....	...100.000	American Financial Group, Inc.....N.....	0
0.....	0.....	47-071707900	Continental General Corporation.....	NE.....	NIA.....	Ceres Group, Inc.....	Ownership.....	...100.000	American Financial Group, Inc.....N.....	0
0.....	0.....	34-194704200	QQAgency of Texas, Inc.....	TX.....	NIA.....	Ceres Group, Inc.....	Ownership.....	...100.000	American Financial Group, Inc.....N.....	0
0.....	0.....	31-139534400	Great American Advisors, Inc.....	OH.....	NIA.....	Great American Financial Resources, Inc.....	Ownership.....	...100.000	American Financial Group, Inc.....N.....	0
0084	American Financial Group, Inc.....	63312...	13-193592000	Great American Life Insurance Company.....	OH.....	IA.....	Great American Financial Resources, Inc.....	Ownership.....	...100.000	American Financial Group, Inc.....N.....	0
0084	American Financial Group, Inc.....	93661...	31-102173800	Annuity Investors Life Insurance Company.....	OH.....	IA.....	Great American Life Insurance Company.....	Ownership.....	...100.000	American Financial Group, Inc.....N.....	0
0.....	0.....	84-439502600	Bay Bridge Holding Company, LLC.....	MD.....	NIA.....	Great American Life Insurance Company.....	Ownership.....	...65.000	American Financial Group, Inc.....N.....	1
0.....	0.....	84-439502600	Bay Bridge Holding Company, LLC.....	MD.....	NIA.....	Great American Insurance Company.....	Ownership.....	...35.000	American Financial Group, Inc.....N.....	1
0.....	0.....	27-407827700	Bay Bridge Marina Hemingway's Restaurant, LLC.....	MD.....	NIA.....	Bay Bridge Holding Company, LLC.....	Ownership.....	...85.000	American Financial Group, Inc.....N.....	0
0.....	0.....	27-051333300	Bay Bridge Marina Management, LLC.....	MD.....	NIA.....	Bay Bridge Holding Company, LLC.....	Ownership.....	...85.000	American Financial Group, Inc.....N.....	0
0.....	0.....	20-124612200	Brothers Management, LLC.....	FL.....	NIA.....	Great American Life Insurance Company.....	Ownership.....	...100.000	American Financial Group, Inc.....N.....	0
0.....	0.....	81-373763900	Charleston Harbor Fishing, LLC.....	SC.....	NIA.....	Great American Life Insurance Company.....	Ownership.....	...100.000	American Financial Group, Inc.....N.....	0

Q12

GREAT AMERICAN PROTECTION INSURANCE COMPANY

SCHEDULE Y

PART 1A - DETAIL OF INSURANCE HOLDING COMPANY SYSTEM

Q12.1

1	2	3	4	5	6	7	8	9	10	11	12	13	14	15	16
Group Code	Group Name	NAIC Company Code	ID Number	Federal RSSD	CIK	Name of Securities Exchange if Publicly Traded (U.S. or International)	Names of Parent, Subsidiaries or Affiliates	Domiciliary Location	Relationship to Reporting Entity	Directly Controlled by (Name of Entity/Person)	Type of Control (Ownership Board, Management, Attorney-in-Fact, Influence, Other)	If Control is Ownership Provide Percentage	Ultimate Controlling Entity(ies)/Person(s)	Is an SCA Filing Required? (Y/N)	*
0.....	0.....	20-460427600	GALIC - Bay Bridge Marina, LLC.....	MD.....	NIA.....	Great American Life Insurance Company.....	Ownership.....	...100.000	American Financial Group, Inc..N.....	0
0.....	0.....	31-139177700	GALIC Brothers, Inc.....	OH.....	NIA.....	Great American Life Insurance Company.....	Ownership.....	...100.000	American Financial Group, Inc..N.....	0
0.....	0.....	26-326052000	Manhattan National Holding Corporation.....	OH.....	NIA.....	Great American Life Insurance Company.....	Ownership.....	...100.000	American Financial Group, Inc..Y.....	0
0084	American Financial Group, Inc..	67083...	45-025253100	Manhattan National Life Insurance Company.....	OH.....	IA.....	Manhattan National Holding Corporation.....	Ownership.....	...100.000	American Financial Group, Inc..N.....	0
0.....	0.....	84-457424300	Mountain View Grand Holding Company, LLC.....	NH.....	NIA.....	Great American Life Insurance Company.....	Ownership.....	...65.000	American Financial Group, Inc..N.....	1
0.....	0.....	84-457424300	Mountain View Grand Holding Company, LLC.....	NH.....	NIA.....	Great American Insurance Company.....	Ownership.....	...35.000	American Financial Group, Inc..N.....	1
0.....	0.....	84-265466000	Skipjack Holding Company, LLC.....	MD.....	NIA.....	Great American Life Insurance Company.....	Ownership.....	...100.000	American Financial Group, Inc..N.....	0
0.....	0.....	52-217933000	Skipjack Marina Corp.....	MD.....	NIA.....	Skipjack Holding Company, LLC.....	Ownership.....	...100.000	American Financial Group, Inc..N.....	0
0.....	0.....00	Helium Holdings Limited.....	BMU.....	NIA.....	American Financial Group, Inc.....	Ownership.....	...100.000	American Financial Group, Inc..N.....	0
0.....	0.....00	GAI Australia Pty Ltd.....	AUS.....	NIA.....	Helium Holdings Limited.....	Ownership.....	...100.000	American Financial Group, Inc..N.....	0
0.....	0.....	31-068619400	One East Fourth, Inc.....	OH.....	NIA.....	American Financial Group, Inc.....	Ownership.....	...100.000	American Financial Group, Inc..N.....	0
0.....	0.....	31-088322700	Pioneer Carpet Mills, Inc.....	OH.....	NIA.....	American Financial Group, Inc.....	Ownership.....	...100.000	American Financial Group, Inc..N.....	0
0.....	0.....	31-111932000	TEJ Holdings, Inc.....	OH.....	NIA.....	American Financial Group, Inc.....	Ownership.....	...100.000	American Financial Group, Inc..N.....	0
0.....	0.....	31-072832700	Three East Fourth, Inc.....	OH.....	NIA.....	American Financial Group, Inc.....	Ownership.....	...100.000	American Financial Group, Inc..N.....	0
0.....	0.....	42-157593800	Great American Holding, Inc.....	OH.....	NIA.....	American Financial Group, Inc.....	Ownership.....	...100.000	American Financial Group, Inc..N.....	0
0.....	0.....	80-033356300	ABA Insurance Services, Inc.....	OH.....	NIA.....	Great American Holding, Inc.....	Ownership.....	...100.000	American Financial Group, Inc..N.....	0
0.....	0.....	27-306231400	Agricultural Services, LLC.....	OH.....	NIA.....	Great American Holding, Inc.....	Ownership.....	...100.000	American Financial Group, Inc..N.....	0
0084	American Financial Group, Inc..	10646...	36-407949700	Great American Contemporary Insurance Company.....	OH.....	IA.....	Great American Holding, Inc.....	Ownership.....	...100.000	American Financial Group, Inc..N.....	0
0084	American Financial Group, Inc..	10701...	59-183521200	Bridgefield Employers Insurance Company.....	FL.....	IA.....	Great American Contemporary Insurance Company.....	Ownership.....	...100.000	American Financial Group, Inc..N.....	0
0084	American Financial Group, Inc..	10335...	59-326953100	Bridgefield Casualty Insurance Company.....	FL.....	IA.....	Bridgefield Employers Insurance Company.....	Ownership.....	...100.000	American Financial Group, Inc..N.....	0
0084	American Financial Group, Inc..	22179...	95-280132600	Republic Indemnity Company of America.....	CA.....	IA.....	Great American Contemporary Insurance Company.....	Ownership.....	...100.000	American Financial Group, Inc..N.....	0
0084	American Financial Group, Inc..	43753...	31-105412300	Republic Indemnity Company of California.....	CA.....	IA.....	Republic Indemnity Company of America.....	Ownership.....	...100.000	American Financial Group, Inc..N.....	0
0.....	0.....00	Great American Holding (Europe) Limited.....	GBR.....	NIA.....	Great American Holding, Inc.....	Ownership.....	...100.000	American Financial Group, Inc..N.....	0
0.....	0.....00	Great American Europe Limited.....	GBR.....	NIA.....	Great Amerian Holding (Europe) Limited.....	Ownership.....	...100.000	American Financial Group, Inc..N.....	0
0.....	0.....	AA-178413600	Great American International Insurance (EU) Designated Activity Company.....	IRL.....	IA.....	Great American Europe Limited.....	Ownership.....	...100.000	American Financial Group, Inc..N.....	0
0.....	0.....	AA-112081700	Great American International Insurance (UK) Limited.....	GBR.....	IA.....	Great American Europe Limited.....	Ownership.....	...100.000	American Financial Group, Inc..N.....	0
0.....	0.....00	Great American Specialty & Affinity Limited.....	GBR.....	NIA.....	Great American Europe Limited.....	Ownership.....	...100.000	American Financial Group, Inc..N.....	0
0084	American Financial Group, Inc..	23418...	73-055651300	Mid-Continent Casualty Company.....	OH.....	IA.....	Great American Holding, Inc.....	Ownership.....	...100.000	American Financial Group, Inc..N.....	0
0084	American Financial Group, Inc..	15380...	73-140684400	Mid-Continent Assurance Company.....	OH.....	IA.....	Mid-Continent Casualty Company.....	Ownership.....	...100.000	American Financial Group, Inc..N.....	0
0084	American Financial Group, Inc..	13794...	38-380366100	Mid-Continent Excess and Surplus Insurance Company.....	OH.....	IA.....	Mid-Continent Casualty Company.....	Ownership.....	...100.000	American Financial Group, Inc..N.....	0
0.....	0.....	30-057153500	Mid-Continent Specialty Insurance Services, Inc.....	OK.....	NIA.....	Mid-Continent Casualty Company.....	Ownership.....	...100.000	American Financial Group, Inc..N.....	0
0084	American Financial Group, Inc..	23426...	73-077325900	Oklahoma Surety Company.....	OH.....	IA.....	Mid-Continent Casualty Company.....	Ownership.....	...100.000	American Financial Group, Inc..N.....	0
0.....	0.....	34-160739400	National Interstate Corporation.....	OH.....	NIA.....	Great American Holding, Inc.....	Ownership.....	...100.000	American Financial Group, Inc..N.....	0
0.....	0.....	34-189905800	American Highways Insurance Agency, Inc.....	OH.....	NIA.....	National Interstate Corporation.....	Ownership.....	...100.000	American Financial Group, Inc..N.....	0
0.....	0.....	31-154823500	Explorer RV Insurance Agency, Inc.....	OH.....	NIA.....	National Interstate Corporation.....	Ownership.....	...100.000	American Financial Group, Inc..N.....	0
0.....	0.....	98-019133500	Hudson Indemnity, Ltd.....	CYM.....	IA.....	National Interstate Corporation.....	Ownership.....	...100.000	American Financial Group, Inc..N.....	0

GREAT AMERICAN PROTECTION INSURANCE COMPANY

SCHEDULE Y

PART 1A - DETAIL OF INSURANCE HOLDING COMPANY SYSTEM

Q12.2

1	2	3	4	5	6	7	8	9	10	11	12	13	14	15	16
Group Code	Group Name	NAIC Company Code	ID Number	Federal RSSD	CIK	Name of Securities Exchange if Publicly Traded (U.S. or International)	Names of Parent, Subsidiaries or Affiliates	Domiciliary Location	Relationship to Reporting Entity	Directly Controlled by (Name of Entity/Person)	Type of Control (Ownership Board, Management, Attorney-in-Fact, Influence, Other)	If Control is Ownership Provide Percentage	Ultimate Controlling Entity(ies)/Person(s)	Is an SCA Filing Required? (Y/N)	*
0.....	0.....	66-066003900	Hudson Management Group, Ltd.....	VIR.....	NIA.....	National Interstate Corporation.....	Ownership.....	...100.000	American Financial Group, Inc.....N.....	0
0.....	0.....	34-160739600	National Interstate Insurance Agency, Inc.....	OH.....	NIA.....	National Interstate Corporation.....	Ownership.....	...100.000	American Financial Group, Inc.....N.....	0
0.....	0.....	36-467096800	Commercial For Hire Transportation Purchasing Group.....	SC.....	NIA.....	National Interstate Insurance Agency, Inc.....	Management.....0.000	American Financial Group, Inc.....N.....	2
0084	American Financial Group, Inc..	32620...	34-160739500	National Interstate Insurance Company.....	OH.....	IA.....	National Interstate Corporation.....	Ownership.....	...100.000	American Financial Group, Inc.....N.....	0
0084	American Financial Group, Inc..	11051...	99-034530600	National Interstate Insurance Company of Hawaii, Inc.....	OH.....	IA.....	National Interstate Insurance Company.....	Ownership.....	...100.000	American Financial Group, Inc.....N.....	0
0.....	0.....	43-125463100	TransProtection Service Company.....	MO.....	NIA.....	National Interstate Insurance Company.....	Ownership.....	...100.000	American Financial Group, Inc.....N.....	0
0084	American Financial Group, Inc..	41106...	95-362328200	Triumphe Casualty Company.....	OH.....	IA.....	National Interstate Insurance Company.....	Ownership.....	...100.000	American Financial Group, Inc.....N.....	0
0084	American Financial Group, Inc..	21172...	86-011429400	Vanliner Insurance Company.....	MO.....	IA.....	National Interstate Insurance Company.....	Ownership.....	...100.000	American Financial Group, Inc.....N.....	0
0.....	0.....	20-554605400	Safety Claims & Litigation Services, LLC.....	MT.....	NIA.....	National Interstate Corporation.....	Ownership.....	...100.000	American Financial Group, Inc.....N.....	0
0.....	0.....	46-457091400	Safety, Claims and Litigation Services, LLC.....	OH.....	NIA.....	National Interstate Corporation.....	Ownership.....	...100.000	American Financial Group, Inc.....N.....	0
0.....	0.....	59-168371100	Summit Consulting, LLC.....	FL.....	NIA.....	Great American Holding, Inc.....	Ownership.....	...100.000	American Financial Group, Inc.....N.....	0
0.....	0.....	59-338520800	Heritage Summit Healthcare, LLC.....	FL.....	NIA.....	Summit Consulting, LLC.....	Ownership.....	...100.000	American Financial Group, Inc.....N.....	0
0084	American Financial Group, Inc..	16691...	31-050123400	Great American Insurance Company.....	OH.....	UDP.....	American Financial Group, Inc.....	Ownership.....	...100.000	American Financial Group, Inc.....N.....	0
0084	American Financial Group, Inc..	37990...	31-097376100	American Empire Insurance Company.....	OH.....	IA.....	Great American Insurance Company.....	Ownership.....	...100.000	American Financial Group, Inc.....N.....	0
0.....	0.....	59-167172200	American Empire Underwriters, Inc.....	TX.....	NIA.....	American Empire Insurance Company.....	Ownership.....	...100.000	American Financial Group, Inc.....N.....	0
0084	American Financial Group, Inc..	35351...	31-091219900	American Empire Surplus Lines Insurance Company.....	OH.....	IA.....	Great American Insurance Company.....	Ownership.....	...100.000	American Financial Group, Inc.....N.....	0
0.....	0.....	31-146307500	American Signature Underwriters, Inc.....	OH.....	NIA.....	Great American Insurance Company.....	Ownership.....	...100.000	American Financial Group, Inc.....N.....	0
0.....	0.....	59-284029100	Brothers Property Corporation.....	OH.....	NIA.....	Great American Insurance Company.....	Ownership.....	...100.000	American Financial Group, Inc.....N.....	0
0.....	0.....	25-175463800	Brothers Pennsylvanian Corporation.....	PA.....	NIA.....	Brothers Property Corporation.....	Ownership.....	...100.000	American Financial Group, Inc.....N.....	0
0.....	0.....	59-284029400	Brothers Property Management Corporation.....	OH.....	NIA.....	Brothers Property Corporation.....	Ownership.....	...100.000	American Financial Group, Inc.....N.....	0
0.....	0.....	31-127790400	Crop Managers Insurance Agency, Inc.....	KS.....	NIA.....	Great American Insurance Company.....	Ownership.....	...100.000	American Financial Group, Inc.....N.....	0
0.....	0.....	83-176759000	CropSurance Agency, LLC.....	OH.....	NIA.....	Great American Insurance Company.....	Ownership.....	...100.000	American Financial Group, Inc.....N.....	0
0.....	0.....	31-058900100	Dempsey & Siders Agency, Inc.....	OH.....	NIA.....	Great American Insurance Company.....	Ownership.....	...100.000	American Financial Group, Inc.....N.....	0
0.....	0.....	84-235840000	Human and Social Services Risk Purchasing Group, LLC.....	OH.....	NIA.....	Dempsey & Siders Agency, Inc.....	Ownership.....	...100.000	American Financial Group, Inc.....N.....	0
0.....	0.....	31-134166800	Eden Park Insurance Brokers, Inc.....	CA.....	NIA.....	Great American Insurance Company.....	Ownership.....	...100.000	American Financial Group, Inc.....N.....	0
0.....	0.....00	El Aguila, Compañía de Seguros, S.A. de C.V.....	MEX.....	IA.....	Great American Insurance Company.....	Ownership.....	...100.000	American Financial Group, Inc.....Y.....	0
0.....	0.....	39-140403300	Farmers Crop Insurance Alliance, Inc.....	KS.....	NIA.....	Great American Insurance Company.....	Ownership.....	...100.000	American Financial Group, Inc.....N.....	0
0.....	0.....	13-362855500	FCIA Management Company, Inc.....	NY.....	NIA.....	Great American Insurance Company.....	Ownership.....	...100.000	American Financial Group, Inc.....N.....	0
0.....	0.....00	Foreign Credit Insurance Association.....	NY.....	OTH.....	Great American Insurance Company.....	Management.....0.000	American Financial Group, Inc.....N.....	2
0.....	0.....	81-081413600	GAI Mexico Holdings, LLC.....	DE.....	NIA.....	Great American Insurance Company.....	Ownership.....	...100.000	American Financial Group, Inc.....N.....	0
0.....	0.....	31-175393800	GAI Warranty Company.....	OH.....	NIA.....	Great American Insurance Company.....	Ownership.....	...100.000	American Financial Group, Inc.....Y.....	0
0.....	0.....	31-176554400	GAI Warranty Company of Florida.....	FL.....	NIA.....	GAI Warranty Company.....	Ownership.....	...100.000	American Financial Group, Inc.....N.....	0
0.....	0.....	61-132971800	Global Premier Finance Company.....	OH.....	NIA.....	Great American Insurance Company.....	Ownership.....	...100.000	American Financial Group, Inc.....N.....	0
0084	American Financial Group, Inc..	26832...	95-154235300	Great American Alliance Insurance Company.....	OH.....	IA.....	Great American Insurance Company.....	Ownership.....	...100.000	American Financial Group, Inc.....N.....	0
0084	American Financial Group, Inc..	26344...	15-602094800	Great American Assurance Company.....	OH.....	IA.....	Great American Insurance Company.....	Ownership.....	...100.000	American Financial Group, Inc.....N.....	0
0084	American Financial Group, Inc..	39896...	61-098309100	Great American Casualty Insurance Company.....	OH.....	IA.....	Great American Insurance Company.....	Ownership.....	...100.000	American Financial Group, Inc.....N.....	0

SCHEDULE Y

PART 1A - DETAIL OF INSURANCE HOLDING COMPANY SYSTEM

1	2	3	4	5	6	7	8	9	10	11	12	13	14	15	16
Group Code	Group Name	NAIC Company Code	ID Number	Federal RSSD	CIK	Name of Securities Exchange if Publicly Traded (U.S. or International)	Names of Parent, Subsidiaries or Affiliates	Domiciliary Location	Relationship to Reporting Entity	Directly Controlled by (Name of Entity/Person)	Type of Control (Ownership Board, Management, Attorney-in-Fact, Influence, Other)	If Control is Ownership Provide Percentage	Ultimate Controlling Entity(ies)/Person(s)	Is an SCA Filing Required? (Y/N)	*
0084	American Financial Group, Inc..	37532...	31-095443900	Great American E & S Insurance Company.....	OH.....	IA.....	Great American Insurance Company.....	Ownership.....	...100.000	American Financial Group, Inc..N.....	0
0084	American Financial Group, Inc..	41858...	31-103647300	Great American Fidelity Insurance Company.....	OH.....	IA.....	Great American Insurance Company.....	Ownership.....	...100.000	American Financial Group, Inc..N.....	0
0.....	0.....	31-165264300	Great American Insurance Agency, Inc.....	OH.....	NIA.....	Great American Insurance Company.....	Ownership.....	...100.000	American Financial Group, Inc..N.....	0
0084	American Financial Group, Inc..	22136...	13-553904600	Great American Insurance Company of New York.....	NY.....	IA.....	Great American Insurance Company.....	Ownership.....	...100.000	American Financial Group, Inc..N.....	0
0.....	0.....	31-085664400	Great American Management Services, Inc.....	OH.....	NIA.....	Great American Insurance Company.....	Ownership.....	...100.000	American Financial Group, Inc..N.....	0
0084	American Financial Group, Inc..	38580...	31-128877800	Great American Protection Insurance Company.....	OH.....	RE.....	Great American Insurance Company.....	Ownership.....	...100.000	American Financial Group, Inc..N.....	0
0.....	0.....	31-091889300	Great American Re Inc.....	DE.....	NIA.....	Great American Insurance Company.....	Ownership.....	...100.000	American Financial Group, Inc..N.....	0
0084	American Financial Group, Inc..	31135...	31-120941900	Great American Security Insurance Company.....	OH.....	IA.....	Great American Insurance Company.....	Ownership.....	...100.000	American Financial Group, Inc..N.....	0
0084	American Financial Group, Inc..	33723...	31-123797000	Great American Spirit Insurance Company.....	OH.....	IA.....	Great American Insurance Company.....	Ownership.....	...100.000	American Financial Group, Inc..N.....	0
0084	American Financial Group, Inc..	16618...	83-169439300	Great American Underwriters Insurance Company.....	OH.....	IA.....	Great American Insurance Company.....	Ownership.....	...100.000	American Financial Group, Inc..N.....	0
0.....	0.....	59-126325100	Key Largo Group, Inc.....	FL.....	NIA.....	Great American Insurance Company.....	Ownership.....	...100.000	American Financial Group, Inc..N.....	0
0.....	0.....	871850814.00	PLLS Canada Insurance Brokers Inc.....	CAN.....	NIA.....	Great American Insurance Company.....	Ownership.....	...100.000	American Financial Group, Inc..N.....	0
0.....	0.....	31-129306400	Professional Risk Brokers, Inc.....	IL.....	NIA.....	Great American Insurance Company.....	Ownership.....	...100.000	American Financial Group, Inc..N.....	0
0.....	0.....00	Shelter Rock Holdings, LLC.....	OH.....	NIA.....	Great American Insurance Company.....	Ownership.....	...100.000	American Financial Group, Inc..N.....	0
0.....	0.....00	Westline Industrial, LLC.....	OH.....	NIA.....	Great American Insurance Company.....	Ownership.....	...100.000	American Financial Group, Inc..N.....	0

Asterisk	Explanation
1	The entity is owned by more than one company within the AFG Group.
2	Entity is affiliated but not owned.

GREAT AMERICAN PROTECTION INSURANCE COMPANY
PART 1 - LOSS EXPERIENCE

Lines of Business	Current Year to Date			4 Prior Year to Date Direct Loss Percentage
	1 Direct Premiums Earned	2 Direct Losses Incurred	3 Direct Loss Percentage	
1. Fire.....	0	0	0.000	0.000
2. Allied lines.....	0	0	0.000	0.000
3. Farmowners multiple peril.....	0	0	0.000	0.000
4. Homeowners multiple peril.....	0	0	0.000	0.000
5. Commercial multiple peril.....	0	(1,504)	0.000	0.000
6. Mortgage guaranty.....	0	0	0.000	0.000
8. Ocean marine.....	0	0	0.000	0.000
9. Inland marine.....	0	0	0.000	0.000
10. Financial guaranty.....	0	0	0.000	0.000
11.1. Medical professional liability - occurrence.....	0	0	0.000	0.000
11.2. Medical professional liability - claims-made.....	0	0	0.000	0.000
12. Earthquake.....	0	0	0.000	0.000
13. Group accident and health.....	0	0	0.000	0.000
14. Credit accident and health.....	0	0	0.000	0.000
15. Other accident and health.....	0	0	0.000	0.000
16. Workers' compensation.....	0	0	0.000	0.000
17.1 Other liability-occurrence.....	0	(584)	0.000	0.000
17.2 Other liability-claims made.....	0	(526)	0.000	0.000
17.3 Excess workers' compensation.....	0	0	0.000	0.000
18.1 Products liability-occurrence.....	0	(78)	0.000	0.000
18.2 Products liability-claims made.....	0	0	0.000	0.000
19.1, 19.2 Private passenger auto liability.....	0	0	0.000	0.000
19.3, 19.4 Commercial auto liability.....	0	0	0.000	0.000
21. Auto physical damage.....	0	0	0.000	0.000
22. Aircraft (all perils).....	0	0	0.000	0.000
23. Fidelity.....	0	0	0.000	0.000
24. Surety.....	0	0	0.000	0.000
26. Burglary and theft.....	0	0	0.000	0.000
27. Boiler and machinery.....	0	0	0.000	0.000
28. Credit.....	0	0	0.000	0.000
29. International.....	0	0	0.000	0.000
30. Warranty.....	0	0	0.000	0.000
31. Reinsurance-nonproportional assumed property.....	XXX	XXX	XXX	XXX
32. Reinsurance-nonproportional assumed liability.....	XXX	XXX	XXX	XXX
33. Reinsurance-nonproportional assumed financial lines.....	XXX	XXX	XXX	XXX
34. Aggregate write-ins for other lines of business.....	0	0	0.000	0.000
35. Totals.....	0	(2,693)	0.000	0.000
DETAILS OF WRITE-INS				
3401. Collateral protection.....	0	0	0.000	0.000
3402.	0	0	0.000	0.000
3403.	0	0	0.000	0.000
3498 Sum. of remaining write-ins for Line 34 from overflow page.....	0	0	0.000	XXX
3499 Totals (Lines 3401 thru 3403 plus 3498) (Line 34).....	0	0	0.000	0.000

PART 2 - DIRECT PREMIUMS WRITTEN

Lines of Business	1 Current Quarter	2 Current Year to Date	3 Prior Year Year to Date
1. Fire.....	0	0	0
2. Allied lines.....	0	0	0
3. Farmowners multiple peril.....	0	0	0
4. Homeowners multiple peril.....	0	0	0
5. Commercial multiple peril.....	0	0	0
6. Mortgage guaranty.....	0	0	0
8. Ocean marine.....	0	0	0
9. Inland marine.....	0	0	0
10. Financial guaranty.....	0	0	0
11.1 Medical professional liability - occurrence.....	0	0	0
11.2 Medical professional liability - claims made.....	0	0	0
12. Earthquake.....	0	0	0
13. Group accident and health.....	0	0	0
14. Credit accident and health.....	0	0	0
15. Other accident and health.....	0	0	0
16. Workers' compensation.....	0	0	0
17.1 Other liability-occurrence.....	0	0	0
17.2 Other liability-claims made.....	0	0	0
17.3 Excess workers' compensation.....	0	0	0
18.1 Products liability-occurrence.....	0	0	0
18.2 Products liability-claims made.....	0	0	0
19.1 19.2 Private passenger auto liability.....	0	0	0
19.3 19.4 Commercial auto liability.....	0	0	0
21. Auto physical damage.....	0	0	0
22. Aircraft (all perils).....	0	0	0
23. Fidelity.....	0	0	0
24. Surety.....	0	0	0
26. Burglary and theft.....	0	0	0
27. Boiler and machinery.....	0	0	0
28. Credit.....	0	0	0
29. International.....	0	0	0
30. Warranty.....	0	0	0
31. Reinsurance-nonproportional assumed property.....	XXX	XXX	XXX
32. Reinsurance-nonproportional assumed liability.....	XXX	XXX	XXX
33. Reinsurance-nonproportional assumed financial lines.....	XXX	XXX	XXX
34. Aggregate write-ins for other lines of business.....	0	0	0
35. Totals.....	0	0	0
DETAILS OF WRITE-INS			
3401.	0	0	0
3402.	0	0	0
3403.	0	0	0
3498 Sum. of remaining write-ins for Line 34 from overflow page.....	0	0	0
3499 Totals (Lines 3401 thru 3403 plus 3498) (Line 34).....	0	0	0

GREAT AMERICAN PROTECTION INSURANCE COMPANY

PART 3 (000 omitted)

LOSS AND LOSS ADJUSTMENT EXPENSE RESERVES SCHEDULE

	1	2	3	4	5	6	7	8	9	10	11	12	13									
Years in Which Losses Occurred	Prior Year-End Known Case Loss and LAE Reserves	Prior Year-End IBNR Loss and LAE Reserves	Total Prior Year-End Loss and LAE Reserves (Cols. 1 + 2)	2021 Loss and LAE Payments on Claims Reported as of Prior Year-End	2021 Loss and LAE Payments on Claims Unreported as of Prior Year-End	Total 2021 Loss and LAE Payments (Cols. 4 + 5)	Q.S. Date Known Case Loss and LAE Reserves on Claims Reported and Open as of Prior Year-End	Q.S. Date Known Case Loss and LAE Reserves on Claims Reported or Reopened Subsequent to Prior Year-End	Q.S. Date IBNR Loss and LAE Reserves	Total Q.S. Loss and LAE Reserves (Cols. 7 + 8 + 9)	Prior Year-End Known Case Loss and LAE Reserves Developed (Savings)/Deficiency (Cols. 4 + 7 minus Col. 1)	Prior Year-End IBNR Loss and LAE Reserves Developed (Savings)/Deficiency (Cols. 5 + 8 + 9 minus Col. 2)	Prior Year-End Total Loss and LAE Reserve Developed (Savings)/Deficiency (Cols. 11 + 12)									
1. 2018 + Prior.....0000000000000									
2. 2019.....0000000000000									
3. Subtotals 2019 + Prior.....0000000000000									
4. 2020.....0000000000000									
5. Subtotals 2020 + Prior.....0000000000000									
6. 2021.....XXX.....XXX.....XXX.....XXX.....00XXX.....000XXX.....XXX.....XXX.....									
7. Totals.....0000000000000									
8. Prior Year-End's Surplus As Regards Policyholders0										Col. 11, Line 7 As % of Col. 1, Line 7	Col. 12, Line 7 As % of Col. 2, Line 7	Col. 13, Line 7 As % of Col. 3, Line 7									
																				1.0.0 %	2.0.0 %	3.0.0 %
																				Col. 13, Line 7 Line 8		
																				4.0.0 %		

Q14

NONE

GREAT AMERICAN PROTECTION INSURANCE COMPANY

SUPPLEMENTAL EXHIBITS AND SCHEDULES INTERROGATORIES

The following supplemental reports are required to be filed as part of your statement filing. However, in the event that your company does not transact the type of business for which the special report must be filed, your response of NO to the specific interrogatory will be accepted in lieu of filing a "NONE" report and a bar code will be printed below. If the supplement is required of your company but is not being filed for whatever reason, enter SEE EXPLANATION and provide an explanation following the interrogatory questions.

	Response
1. Will the Trusteed Surplus Statement be filed with the state of domicile and the NAIC with this statement?	<div>NO</div>
2. Will Supplement A to Schedule T (Medical Professional Liability Supplement) be filed with this statement?	<div>NO</div>
3. Will the Medicare Part D Coverage Supplement be filed with the state of domicile and the NAIC with this statement?	<div>NO</div>
4. Will the Director and Officer Insurance Coverage Supplement be filed with the state of domicile and the NAIC with this statement?	<div>NO</div>

Explanation:

1. The data for this supplement is not required to be filed.
2. The data for this supplement is not required to be filed.
3. The data for this supplement is not required to be filed.
4. The data for this supplement is not required to be filed.

Bar Code:



GREAT AMERICAN PROTECTION INSURANCE COMPANY
Overflow Page for Write-Ins

NONE

GREAT AMERICAN PROTECTION INSURANCE COMPANY
SCHEDULE A - VERIFICATION

Real Estate

	1	2
	Year to Date	Prior Year Ended December 31
1. Book/adjusted carrying value, December 31 of prior year.....00
2. Cost of acquired:		
2.1 Actual cost at time of acquisition.....00
2.2 Additional investment made after acquisition.....00
3. Current year change in encumbrances.....00
4. Total gain (loss) on disposals.....00
5. Deduct amounts received on disposals.....00
6. Total foreign exchange change in book/adjusted carrying value.....00
7. Deduct current year's other-than-temporary impairment recognized.....00
8. Deduct current year's depreciation.....00
9. Book/adjusted carrying value at end of current period (Lines 1+2+3+4-5+6-7-8).....00
10. Deduct total nonadmitted amounts.....00
11. Statement value at end of current period (Line 9 minus Line 10).....00

NONE

SCHEDULE B - VERIFICATION

Mortgage Loans

	1	2
	Year to Date	Prior Year Ended December 31
1. Book value/recorded investment excluding accrued interest, December 31 of prior year.....00
2. Cost of acquired:		
2.1 Actual cost at time of acquisition.....00
2.2 Additional investment made after acquisition.....00
3. Capitalized deferred interest and other.....00
4. Accrual of discount.....00
5. Unrealized valuation increase (decrease).....00
6. Total gain (loss) on disposals.....00
7. Deduct amounts received on disposals.....00
8. Deduct amortization of premium and mortgage interest points and commitment fees.....00
9. Total foreign exchange change in book value/recorded investment excluding accrued interest.....00
10. Deduct current year's other-than-temporary impairment recognized.....00
11. Book value/recorded investment excluding accrued interest at end of current period (Lines 1+2+3+4+5+6-7-8-9-10).....00
12. Total valuation allowance.....00
13. Subtotal (Line 11 plus Line 12).....00
14. Deduct total nonadmitted amounts.....00
15. Statement value at end of current period (Line 13 minus Line 14).....00

NONE

SCHEDULE BA - VERIFICATION

Other Long-Term Invested Assets

	1	2
	Year to Date	Prior Year Ended December 31
1. Book/adjusted carrying value, December 31 of prior year.....00
2. Cost of acquired:		
2.1 Actual cost at time of acquisition.....00
2.2 Additional investment made after acquisition.....00
3. Capitalized deferred interest and other.....00
4. Accrual of discount.....00
5. Unrealized valuation increase (decrease).....00
6. Total gain (loss) on disposals.....00
7. Deduct amounts received on disposals.....00
8. Deduct amortization of premium and depreciation.....00
9. Total foreign exchange change in book/adjusted carrying value.....00
10. Deduct current year's other-than-temporary impairment recognized.....00
11. Book/adjusted carrying value at end of current period (Lines 1+2+3+4+5+6-7-8+9-10).....00
12. Deduct total nonadmitted amounts.....00
13. Statement value at end of current period (Line 11 minus Line 12).....00

NONE

SCHEDULE D - VERIFICATION

Bonds and Stocks

	1	2
	Year to Date	Prior Year Ended December 31
1. Book/adjusted carrying value of bonds and stocks, December 31 of prior year.....16,756,59918,853,907
2. Cost of bonds and stocks acquired.....01,249,924
3. Accrual of discount.....2,0258,666
4. Unrealized valuation increase (decrease).....00
5. Total gain (loss) on disposals.....(9,154)144,673
6. Deduct consideration for bonds and stocks disposed of.....1,197,7773,390,413
7. Deduct amortization of premium.....24,300110,158
8. Total foreign exchange change in book/adjusted carrying value.....00
9. Deduct current year's other-than-temporary impairment recognized.....00
10. Total investment income recognized as a result of prepayment penalties and/or acceleration fees.....00
11. Book/adjusted carrying value at end of current period (Lines 1+2+3+4+5-6-7+8-9+10).....15,527,39316,756,599
12. Deduct total nonadmitted amounts.....00
13. Statement value at end of current period (Line 11 minus Line 12).....15,527,39316,756,599

SCHEDULE D - PART 1B

Showing the Acquisitions, Dispositions and Non-Trading Activity

During the Current Quarter for all Bonds and Preferred Stock by NAIC Designation

	1	2	3	4	5	6	7	8
NAIC Designation	Book/Adjusted Carrying Value Beginning of Current Quarter	Acquisitions During Current Quarter	Dispositions During Current Quarter	Non-Trading Activity During Current Quarter	Book/Adjusted Carrying Value End of First Quarter	Book/Adjusted Carrying Value End of Second Quarter	Book/Adjusted Carrying Value End of Third Quarter	Book/Adjusted Carrying Value December 31 Prior Year
BONDS								
1. NAIC 1 (a).....	16,756,599	0	1,206,931	(22,275)	15,527,393			16,756,599
2. NAIC 2 (a).....	0	0	0	0	0			0
3. NAIC 3 (a).....	0	0	0	0	0			0
4. NAIC 4 (a).....	0	0	0	0	0			0
5. NAIC 5 (a).....	0	0	0	0	0			0
6. NAIC 6 (a).....	0	0	0	0	0			0
7. Total Bonds.....	16,756,599	0	1,206,931	(22,275)	15,527,393	0	0	16,756,599
PREFERRED STOCK								
8. NAIC 1.....	0	0	0	0	0			0
9. NAIC 2.....	0	0	0	0	0			0
10. NAIC 3.....	0	0	0	0	0			0
11. NAIC 4.....	0	0	0	0	0			0
12. NAIC 5.....	0	0	0	0	0			0
13. NAIC 6.....	0	0	0	0	0			0
14. Total Preferred Stock.....	0	0	0	0	0	0	0	0
15. Total Bonds and Preferred Stock.....	16,756,599	0	1,206,931	(22,275)	15,527,393	0	0	16,756,599

(a) Book/Adjusted Carrying Value column for the end of the current reporting period includes the following amount of short-term and cash equivalent bonds by NAIC designation:
NAIC 1 \$.....0; NAIC 2 \$.....0; NAIC 3 \$.....0; NAIC 4 \$.....0; NAIC 5 \$.....0; NAIC 6 \$.....0.

Sch. DA - Pt. 1
NONE

Sch. DA - Verification
NONE

Sch. DB - Pt. A - Verification
NONE

Sch. DB - Pt. B - Verification
NONE

Sch. DB - Pt. C - Sn. 1
NONE

Sch. DB - Pt. C - Sn. 2
NONE

Sch. DB - Verification
NONE

GREAT AMERICAN PROTECTION INSURANCE COMPANY
SCHEDULE E - PART 2 - VERIFICATION

Cash Equivalents

	1	2
	Year To Date	Prior Year Ended December 31
1. Book/adjusted carrying value, December 31 of prior year.....	3,052,372	2,469,538
2. Cost of cash equivalents acquired.....	1,375,537	4,013,263
3. Accrual of discount.....	0	0
4. Unrealized valuation increase (decrease).....	0	0
5. Total gain (loss) on disposals.....	0	28
6. Deduct consideration received on disposals.....	0	3,430,458
7. Deduct amortization of premium.....	0	0
8. Total foreign exchange change in book/ adjusted carrying value.....	0	0
9. Deduct current year's other-than-temporary impairment recognized.....	0	0
10. Book/adjusted carrying value at end of current period (Lines 1+2+3+4+5-6-7+8-9).....	4,427,909	3,052,372
11. Deduct total nonadmitted amounts.....	0	0
12. Statement value at end of current period (Line 10 minus Line 11).....	4,427,909	3,052,372

Sch. A Pt. 2

NONE

Sch. A Pt. 3

NONE

Sch. B - Pt. 2

NONE

Sch. B - Pt. 3

NONE

Sch. BA - Pt. 2

NONE

Sch. BA - Pt. 3

NONE

Sch. D - Pt. 3

NONE

SCHEDULE D - PART 4

Showing all Long-Term Bonds and Stocks SOLD, REDEEMED or Otherwise DISPOSED OF During Current Quarter

1	2			3	4	5	6	7	8	9	10	Change in Book/Adjusted Carrying Value					16	17	18	19	20	21	22
												11	12	13	14	15							
CUSIP Identification	Description			F o r e i g n	Disposal Date	Name of Purchaser	Number of Shares of Stock	Consideration	Par Value	Actual Cost	Prior Year Book/Adjusted Carrying Value	Unrealized Valuation Increase (Decrease)	Current Year's (Amortization) / Accretion	Current Year's Other-Than- Temporary Impairment Recognized	Total Change in B./A.C.V. (11+12-13)	Total Foreign Exchange Change in B./A.C.V.	Book/Adjusted Carrying Value at Disposal Date	Foreign Exchange Gain (Loss) on Disposal	Realized Gain (Loss) on Disposal	Total Gain (Loss) on Disposal	Bond Interest / Stock Dividends Received During Year	Stated Contractual Maturity Date	NAIC Designation, NAIC Designation Modifier and SVO Admini- strative Symbol
Bonds - U.S. Government																							
912828	PX	2	UNITED STATES TREASURY.....	..	02/15/2021.	Maturity @ 100.00500,000500,000517,109500,7330(733)0(733)0500,0000009,063	02/15/2021.	1.A
0599999.	Total - Bonds - U.S. Government.....						500,000500,000517,109500,7330(733)0(733)0500,0000009,063	XXX	XXX
Bonds - U.S. Special Revenue and Special Assessment																							
3140QC	DT	0	FN CA4613 - RMBS.....	..	03/01/2021.	Paydown.....98,18598,18599,76699,3830(1,197)0(1,197)098,185000541	11/01/2049.	1.A
31418D	HY	1	FN MA3846 - RMBS.....	..	03/01/2021.	Paydown.....66,23066,23066,44766,4030(174)0(174)066,230000327	11/01/2049.	1.A
373539	ZB	4	GEORGIA ST HSG & FIN AUTH REV.....	..	03/01/2021.	Call @ 100.0010,00010,00010,69210,0000000010,000000125	06/01/2029.	1.A FE.....
45129Y	S6	4	IDAHO HSG & FIN ASSN SINGLE FAMILY MTG R.....	..	01/04/2021.	Direct.....20,00020,00022,21020,0010(1)0(1)020,000000400	01/01/2050.	1.B FE.....
45201Y	R3	3	ILLINOIS HSG DEV AUTH REV.....	..	01/04/2021.	Direct.....35,00035,00037,55335,0020(2)0(2)035,00000035	10/01/2048.	1.A FE.....
57419T	DL	2	MARYLAND ST CMNTY DEV ADMIN DEPT HSG & C.....	..	03/01/2021.	Call @ 100.0085,00085,00091,31490,5810(100)0(100)090,4810(5,481)(5,481)1,488	03/01/2050.	1.C FE.....
60416Q	FZ	2	MINNESOTA ST HSG FIN AGY HOMEOWNERSHIP F.....	..	03/01/2021.	Paydown.....12,03812,03812,03812,0380000012,03800040	09/01/2044.	1.A FE.....
63968M	UU	1	NEBRASKA INVT FIN AUTH SINGLE FAMILY HSG.....	..	03/01/2021.	Call @ 100.0030,00030,00032,07130,6400(37)0(37)030,6030(603)(603)195	09/01/2049.	1.B FE.....
647200	4R	2	NEW MEXICO MTG FIN AUTH.....	..	03/01/2021.	Call @ 100.0025,00025,00026,53026,1240(26)0(26)026,0980(1,098)(1,098)437	03/01/2046.	1.A FE.....
647200	X4	1	NEW MEXICO MTG FIN AUTH - MBS.....	..	03/01/2021.	Paydown.....30,67030,67030,51630,593076076030,670000150	07/01/2043.	1.B FE.....
647200	X6	6	NEW MEXICO MTG FIN AUTH - MBS.....	..	03/01/2021.	Paydown.....40,75040,75042,38041,5710(821)0(821)040,750000312	10/01/2043.	1.B FE.....
97689Q	DD	5	WISCONSIN HSG & ECONOMIC DEV AUTH HOME O.....	..	03/01/2021.	Call @ 100.0065,00065,00068,53967,0390(67)0(67)066,9730(1,973)(1,973)1,138	03/01/2046.	1.C FE.....
3199999.	Total - Bonds - U.S. Special Revenue and Special Assessments.....						517,873517,873540,056529,3760(2,349)0(2,349)0527,0270(9,154)(9,154)5,187	XXX	XXX
Bonds - Industrial and Miscellaneous																							
46637V	AA	3	JPTep A - CMO/RMBS.....	..	03/01/2021.	Paydown.....20,28320,28319,92819,96603170317020,28300094	09/17/2042.	1.A FE.....
74968R	AA	3	RPIT 191 A - CMO/RMBS.....	..	03/25/2021.	Paydown.....63,06763,06762,57962,65604110411063,067000267	10/25/2063.	1.A FE.....
78449P	AB	5	SMB 2018-A A2A - ABS.....	..	03/15/2021.	Paydown.....27,23127,23127,22627,2280202027,231000157	02/15/2036.	1.A FE.....
83404R	AB	4	SOFI 2018-B A2F - ABS.....	..	03/25/2021.	Paydown.....69,32369,32369,25169,283040040069,323000397	08/25/2047.	1.A FE.....
3899999.	Total - Bonds - Industrial and Miscellaneous.....						179,904179,904178,983179,133077007700179,904000916	XXX	XXX
8399997.	Total - Bonds - Part 4.....						1,197,7771,197,7771,236,1491,209,2420(2,311)0(2,311)01,206,9310(9,154)(9,154)15,165	XXX	XXX
8399999.	Total - Bonds.....						1,197,7771,197,7771,236,1491,209,2420(2,311)0(2,311)01,206,9310(9,154)(9,154)15,165	XXX	XXX
9999999.	Total - Bonds, Preferred and Common Stocks.....						1,197,777	XXX1,236,1491,209,2420(2,311)0(2,311)01,206,9310(9,154)(9,154)15,165	XXX	XXX

QE05

Sch. DB - Pt. A - Sn. 1
NONE

Sch. DB - Pt. B - Sn. 1
NONE

Sch. DB - Pt. D - Sn. 1
NONE

Sch. DB - Pt. D - Sn. 2
NONE

Sch. DB - Pt. E
NONE

Sch. DL - Pt. 1
NONE

Sch. DL - Pt. 2
NONE

GREAT AMERICAN PROTECTION INSURANCE COMPANY
SCHEDULE E - PART 1 - CASH

Month End Depository Balances

1	2	3	4	5	Book Balance at End of Each Month During Current Quarter			9
					6	7	8	
Depository	Code	Rate of Interest	Amount of Interest Received During Current Quarter	Amount or interest Accrued at Current Statement Date	First Month	Second Month	Third Month	*
Open Depositories								
The Bank of New York Mellon..... New York, New York.....	0.010005,6765,5925,069	XXX
PNC Bank..... Pittsburgh, Pennsylvania.....	0.0000012,78412,78412,784	XXX
0199999. Total Open Depositories.....	XXX	XXX0018,46018,37617,853	XXX
0399999. Total Cash on Deposit.....	XXX	XXX0018,46018,37617,853	XXX
0599999. Total Cash.....	XXX	XXX0018,46018,37617,853	XXX

GREAT AMERICAN PROTECTION INSURANCE COMPANY

SCHEDULE E - PART 2 - CASH EQUIVALENTS

Show Investments Owned End of Current Quarter

1	2	3	4	5	6	7	8	9
CUSIP	Description	Code	Date Acquired	Rate of Interest	Maturity Date	Book/Adjusted Carrying Value	Amount of Interest Due & Accrued	Amount Received During Year
Exempt Money Market Mutual Funds as Identified by the SVO								
825252 40 6	INVESCO TREASURY INST	03/25/2021.....0.0104,427,9093882
8599999. Total - Exempt Money Market Mutual Funds as Identified by the SVO.....					4,427,9093882
9999999. Total - Cash Equivalents4,427,9093882