



HEALTH ANNUAL STATEMENT

FOR THE YEAR ENDED DECEMBER 31, 2020
OF THE CONDITION AND AFFAIRS OF THE

UnitedHealthcare of Ohio, Inc.

NAIC Group Code 0707 0707 NAIC Company Code 95186 Employer's ID Number 31-1142815
(Current) (Prior)

Organized under the Laws of Ohio, State of Domicile or Port of Entry OH

Country of Domicile United States of America

Licensed as business type: Health Maintenance Organization

Is HMO Federally Qualified? Yes [] No [X]

Incorporated/Organized 05/14/1985 Commenced Business 08/06/1985

Statutory Home Office 5900 Parkwood Place Dublin, OH, US 43016
(Street and Number) (City or Town, State, Country and Zip Code)

Main Administrative Office 5900 Parkwood Place
(Street and Number)

Dublin, OH, US 43016 614-410-7000
(City or Town, State, Country and Zip Code) (Area Code) (Telephone Number)

Mail Address 5900 Parkwood Place Dublin, OH, US 43016
(Street and Number or P.O. Box) (City or Town, State, Country and Zip Code)

Primary Location of Books and Records 9800 Health Care Lane, MN006-W500
(Street and Number)

Minnetonka, MN, US 55343 952-936-1300
(City or Town, State, Country and Zip Code) (Area Code) (Telephone Number)

Internet Website Address www.uhc.com

Statutory Statement Contact Mike E. Koepke +1(952) 979-6149
(Name) (Area Code) (Telephone Number)

michael_e_koepke@uhc.com 952-931-4651
(E-mail Address) (FAX Number)

OFFICERS

President Kurt Carl Lewis Treasurer Peter Marshall Gill
Secretary David Keith Hill Chief Financial Officer Johnny Mario Tenaglia

OTHER

Nyle Brent Cottingham, Vice President Heather Anastasia Lang, Assistant Secretary Jessica Leigh Zuba, Assistant Secretary

DIRECTORS OR TRUSTEES

Caitlin Mercedes Dattilo Richard Gordon Dunlop Kurt Carl Lewis
Brian Howard St. Martin

State of Ohio
County of Butler

State of IL
County of Cook

State of _____
County of _____

The officers of this reporting entity being duly sworn, each depose and say that they are the described officers of said reporting entity, and that on the reporting period stated above, all of the herein described assets were the absolute property of the said reporting entity, free and clear from any liens or claims thereon, except as herein stated, and that this statement, together with related exhibits, schedules and explanations therein contained, annexed or referred to, is a full and true statement of all the assets and liabilities and of the condition and affairs of the said reporting entity as of the reporting period stated above, and of its income and deductions therefrom for the period ended, and have been completed in accordance with the NAIC Annual Statement Instructions and Accounting Practices and Procedures manual except to the extent that: (1) state law may differ; or, (2) that state rules or regulations require differences in reporting not related to accounting practices and procedures, according to the best of their information, knowledge and belief, respectively. Furthermore, the scope of this attestation by the described officers also includes the related corresponding electronic filing with the NAIC, when required, that is an exact copy (except for formatting differences due to electronic filing) of the enclosed statement. The electronic filing may be requested by various regulators in lieu of or in addition to the enclosed statement.

Kurt Carl Lewis
Kurt Carl Lewis
President

David Keith Hill
David Keith Hill
Secretary

Johnny Mario Tenaglia
Johnny Mario Tenaglia
Chief Financial Officer

Subscribed and sworn to before me this
26th day of January 2021
[Signature]

Subscribed and sworn to before me this
28 day of January 2021
Margarita Gordillo

Subscribed and sworn to before me this
20th day of January 2021
Susan T. Ledvina
State of Wisconsin
County of Milwaukee

- a. Is this an original filing? Yes [X] No []
b. If no,
1. State the amendment number.....
2. Date filed.....
3. Number of pages attached.....



Teresa A Todd
Notary Public, State of Ohio
Comm. Expires July 30, 2022





EXHIBIT 2 - ACCIDENT AND HEALTH PREMIUMS DUE AND UNPAID

[illegible]

EXHIBIT 3 - HEALTH CARE RECEIVABLES

1 Name of Debtor	2 1 - 30 Days	3 31 - 60 Days	4 61 - 90 Days	5 Over 90 Days	6 Nonadmitted	7 Admitted
OptumRx, Inc	775,846	28,863	51,813	260,913	260,913	856,522
0199998. Aggregate Pharmaceutical Rebate Receivables Not Individually Listed	0	0	0	0	0	0
0199999. Total Pharmaceutical Rebate Receivables	775,846	28,863	51,813	260,913	260,913	856,522
0299998. Aggregate Claim Overpayment Receivables Not Individually Listed	0	0	0	12	12	0
0299999. Total Claim Overpayment Receivables	0	0	0	12	12	0
0399998. Aggregate Loans and Advances to Providers Not Individually Listed	0	0	0	0	0	0
0399999. Total Loans and Advances to Providers	0	0	0	0	0	0
0499998. Aggregate Capitation Arrangement Receivables Not Individually Listed	0	0	0	0	0	0
0499999. Total Capitation Arrangement Receivables	0	0	0	0	0	0
0599998. Aggregate Risk Sharing Receivables Not Individually Listed	0	0	0	0	0	0
0599999. Total Risk Sharing Receivables	0	0	0	0	0	0
0699998. Aggregate Other Receivables Not Individually Listed	0	0	0	0	0	0
0699999. Total Other Receivables	0	0	0	0	0	0
0799999 Gross health care receivables	775,846	28,863	51,813	260,925	260,925	856,522

EXHIBIT 3A - ANALYSIS OF HEALTH CARE RECEIVABLES COLLECTED AND ACCRUED

Type of Health Care Receivable	Health Care Receivables Collected During the Year		Health Care Receivables Accrued as of December 31 of Current Year		5	6
	1 On Amounts Accrued Prior to January 1 of Current Year	2 On Amounts Accrued During the Year	3 On Amounts Accrued December 31 of Prior Year	4 On Amounts Accrued During the Year	Health Care Receivables in Prior Years (Columns 1 + 3)	Estimated Health Care Receivables Accrued as of December 31 of Prior Year
1. Pharmaceutical rebate receivables	1,562,841	1,653,639	65,498	1,051,937	1,628,339	1,798,360
2. Claim overpayment receivables	0	0	12	0	12	13,061
3. Loans and advances to providers	0	0	0	0	0	0
4. Capitation arrangement receivables	0	0	0	0	0	0
5. Risk sharing receivables	0	0	0	0	0	0
6. Other health care receivables.....	0	0	0	0	0	0
7. Totals (Lines 1 through 6)	1,562,841	1,653,639	65,510	1,051,937	1,628,351	1,811,421

Note that the accrued amounts in Columns 3, 4, and 6 are the total health care receivables, not just the admitted portion.

EXHIBIT 4 - CLAIMS UNPAID AND INCENTIVE POOL, WITHHOLD AND BONUS (Reported and Unreported)

21

EXHIBIT 7 - PART 2 - SUMMARY OF TRANSACTIONS WITH INTERMEDIARIES

24

EXHIBIT 8 - FURNITURE, EQUIPMENT AND SUPPLIES OWNED

		1	2	3	4	5	6
Description		Cost	Improvements	Accumulated Depreciation	Book Value Less Encumbrances	Assets Not Admitted	Net Admitted Assets
1.	Administrative furniture and equipment	NONE					
2.	Medical furniture, equipment and fixtures						
3.	Pharmaceuticals and surgical supplies						
4.	Durable medical equipment						
5.	Other property and equipment						
6.	Total						



ANNUAL STATEMENT FOR THE YEAR 2020 OF THE UnitedHealthcare of Ohio, Inc.

EXHIBIT OF PREMIUMS, ENROLLMENT AND UTILIZATION (a)

REPORT FOR: 1. CORPORATION

UnitedHealthcare of Ohio, Inc.

2. Dublin, OH

NAIC Group Code		BUSINESS IN THE STATE OF		DURING THE YEAR							(LOCATION)	
0707		Kentucky		2020							NAIC Company Code	
		Comprehensive (Hospital & Medical)									95186	
		1	2	3	4	5	6	7	8	9	10	
		Total	Individual	Group	Medicare Supplement	Vision Only	Dental Only	Federal Employees Health Benefit Plan	Title XVIII Medicare	Title XIX Medicaid	Other	
Total Members at end of:												
1.	Prior Year	3,079	0	3,079	0	0	0	0	0	0	0	
2.	First Quarter	2,473	0	2,473	0	0	0	0	0	0	0	
3.	Second Quarter	2,557	0	2,557	0	0	0	0	0	0	0	
4.	Third Quarter	2,381	0	2,381	0	0	0	0	0	0	0	
5.	Current Year	2,221	0	2,221	0	0	0	0	0	0	0	
6.	Current Year Member Months	29,175	0	29,175	0	0	0	0	0	0	0	
Total Member Ambulatory Encounters for Year:												
7.	Physician	16,591	0	16,591	0	0	0	0	0	0	0	
8.	Non-Physician	732	0	732	0	0	0	0	0	0	0	
9.	Total	17,323	0	17,323	0	0	0	0	0	0	0	
10.	Hospital Patient Days Incurred	532	0	532	0	0	0	0	0	0	0	
11.	Number of Inpatient Admissions	149	0	149	0	0	0	0	0	0	0	
12.	Health Premiums Written (b)	13,973,241	0	13,973,241	0	0	0	0	0	0	0	
13.	Life Premiums Direct	0	0	0	0	0	0	0	0	0	0	
14.	Property/Casualty Premiums Written	0	0	0	0	0	0	0	0	0	0	
15.	Health Premiums Earned	14,222,908	0	14,222,908	0	0	0	0	0	0	0	
16.	Property/Casualty Premiums Earned	0	0	0	0	0	0	0	0	0	0	
17.	Amount Paid for Provision of Health Care Services	13,821,018	0	13,822,262	0	0	0	0	(1,244)	0	0	
18.	Amount Incurred for Provision of Health Care Services	13,547,288	0	13,569,369	0	0	0	0	(22,081)	0	0	

(a) For health business: number of persons insured under PPO managed care products0 and number of persons insured under indemnity only products0 .

(b) For health premiums written: amount of Medicare Title XVIII exempt from state taxes or fees \$0



ANNUAL STATEMENT FOR THE YEAR 2020 OF THE UnitedHealthcare of Ohio, Inc.

EXHIBIT OF PREMIUMS, ENROLLMENT AND UTILIZATION (a)

REPORT FOR: 1. CORPORATION

UnitedHealthcare of Ohio, Inc.

2. Dublin, OH

NAIC Group Code		BUSINESS IN THE STATE OF		DURING THE YEAR							(LOCATION)	
0707		Ohio		2020							NAIC Company Code	
		1	Comprehensive (Hospital & Medical)		4	5	6	7	8	9	95186	
		Total	2	3	Medicare Supplement	Vision Only	Dental Only	Federal Employees Health Benefit Plan	Title XVIII Medicare	Title XIX Medicaid	Other	
			Individual	Group								
Total Members at end of:												
1.	Prior Year	5,016	9	5,007	0	0	0	0	0	0	0	
2.	First Quarter	4,350	7	4,343	0	0	0	0	0	0	0	
3.	Second Quarter	4,039	6	4,033	0	0	0	0	0	0	0	
4.	Third Quarter	3,265	6	3,259	0	0	0	0	0	0	0	
5.	Current Year	3,077	6	3,071	0	0	0	0	0	0	0	
6.	Current Year Member Months	45,515	77	45,438	0	0	0	0	0	0	0	
Total Member Ambulatory Encounters for Year:												
7.	Physician	28,372	84	28,288	0	0	0	0	0	0	0	
8.	Non-Physician	1,093	5	1,088	0	0	0	0	0	0	0	
9.	Total	29,465	89	29,376	0	0	0	0	0	0	0	
10.	Hospital Patient Days Incurred	545	0	545	0	0	0	0	0	0	0	
11.	Number of Inpatient Admissions	163	0	163	0	0	0	0	0	0	0	
12.	Health Premiums Written (b)	26,877,200	4,877,575	21,999,777	0	0	0	0	(152)	0	0	
13.	Life Premiums Direct	0	0	0	0	0	0	0	0	0	0	
14.	Property/Casualty Premiums Written	0	0	0	0	0	0	0	0	0	0	
15.	Health Premiums Earned	25,782,745	4,877,575	20,909,021	0	0	0	0	(3,851)	0	0	
16.	Property/Casualty Premiums Earned	0	0	0	0	0	0	0	0	0	0	
17.	Amount Paid for Provision of Health Care Services	16,553,621	35,431	16,790,449	0	0	0	0	(272,259)	0	0	
18.	Amount Incurred for Provision of Health Care Services	15,378,171	(23,889)	15,490,476	0	0	0	0	(88,416)	0	0	

(a) For health business: number of persons insured under PPO managed care products0 and number of persons insured under indemnity only products0 .

(b) For health premiums written: amount of Medicare Title XVIII exempt from state taxes or fees \$(152)



ANNUAL STATEMENT FOR THE YEAR 2020 OF THE UnitedHealthcare of Ohio, Inc.

EXHIBIT OF PREMIUMS, ENROLLMENT AND UTILIZATION (a)

REPORT FOR: 1. CORPORATION UnitedHealthcare of Ohio, Inc. 2. Dublin, OH

NAIC Group Code		BUSINESS IN THE STATE OF		DURING THE YEAR							(LOCATION)	
0707		Grand Total		2020							NAIC Company Code	
		Comprehensive (Hospital & Medical)									95186	
		1	2	3	4	5	6	7	8	9	10	
		Total	Individual	Group	Medicare Supplement	Vision Only	Dental Only	Federal Employees Health Benefit Plan	Title XVIII Medicare	Title XIX Medicaid	Other	
Total Members at end of:												
1.	Prior Year	8,095	9	8,086	0	0	0	0	0	0	0	
2.	First Quarter	6,823	7	6,816	0	0	0	0	0	0	0	
3.	Second Quarter	6,596	6	6,590	0	0	0	0	0	0	0	
4.	Third Quarter	5,646	6	5,640	0	0	0	0	0	0	0	
5.	Current Year	5,298	6	5,292	0	0	0	0	0	0	0	
6.	Current Year Member Months	74,690	77	74,613	0	0	0	0	0	0	0	
Total Member Ambulatory Encounters for Year:												
7.	Physician	44,963	84	44,879	0	0	0	0	0	0	0	
8.	Non-Physician	1,825	5	1,820	0	0	0	0	0	0	0	
9.	Total	46,788	89	46,699	0	0	0	0	0	0	0	
10.	Hospital Patient Days Incurred	1,077	0	1,077	0	0	0	0	0	0	0	
11.	Number of Inpatient Admissions	312	0	312	0	0	0	0	0	0	0	
12.	Health Premiums Written (b)	40,850,441	4,877,575	35,973,018	0	0	0	0	(152)	0	0	
13.	Life Premiums Direct	0	0	0	0	0	0	0	0	0	0	
14.	Property/Casualty Premiums Written	0	0	0	0	0	0	0	0	0	0	
15.	Health Premiums Earned	40,005,653	4,877,575	35,131,929	0	0	0	0	(3,851)	0	0	
16.	Property/Casualty Premiums Earned	0	0	0	0	0	0	0	0	0	0	
17.	Amount Paid for Provision of Health Care Services	30,374,639	35,431	30,612,711	0	0	0	0	(273,503)	0	0	
18.	Amount Incurred for Provision of Health Care Services	28,925,459	(23,889)	29,059,845	0	0	0	0	(110,497)	0	0	

(a) For health business: number of persons insured under PPO managed care products 0 and number of persons insured under indemnity only products 0 .
(b) For health premiums written: amount of Medicare Title XVIII exempt from state taxes or fees \$ (152)

30.GT

Schedule S - Part 1 - Section 2
N O N E

Schedule S - Part 2
N O N E

ANNUAL STATEMENT FOR THE YEAR 2020 OF THE UnitedHealthcare of Ohio, Inc.

SCHEDULE S - PART 3 - SECTION 2

Reinsurance Ceded Accident and Health Insurance Listed by Reinsuring Company as of December 31, Current Year

1 NAIC Company Code	2 ID Number	3 Effective Date	4 Name of Company	5 Domi- ciliary Juris- diction	6 Type of Reinsurance Ceded	7 Type of Business Ceded	8 Premiums	9 Unearned Premiums (Estimated)	10 Reserve Credit Taken Other than for Unearned Premiums	Outstanding Surplus Relief		13 Modified Coinsurance Reserve	14 Funds Withheld Under Coinsurance
										11 Current Year	12 Prior Year		
79413	36-2739571	01/01/2005	UnitedHealthcare Insurance Company	CT	OTH/G	CMM	38,753	0	0	0	0	0	0
79413	36-2739571	01/01/2005	UnitedHealthcare Insurance Company	CT	OTH/G	MD	(4)	0	0	0	0	0	0
79413	36-2739571	01/01/2005	UnitedHealthcare Insurance Company	CT	OTH/G	NR	0	0	0	0	0	0	0
0199999. General Account - Authorized U.S. Affiliates - Captive							38,749	0	0	0	0	0	0
0399999. Total General Account - Authorized U.S. Affiliates							38,749	0	0	0	0	0	0
0699999. Total General Account - Authorized Non-U.S. Affiliates							0	0	0	0	0	0	0
0799999. Total General Account - Authorized Affiliates							38,749	0	0	0	0	0	0
1099999. Total General Account - Authorized Non-Affiliates							0	0	0	0	0	0	0
1199999. Total General Account Authorized							38,749	0	0	0	0	0	0
1499999. Total General Account - Unauthorized U.S. Affiliates							0	0	0	0	0	0	0
1799999. Total General Account - Unauthorized Non-U.S. Affiliates							0	0	0	0	0	0	0
1899999. Total General Account - Unauthorized Affiliates							0	0	0	0	0	0	0
2199999. Total General Account - Unauthorized Non-Affiliates							0	0	0	0	0	0	0
2299999. Total General Account Unauthorized							0	0	0	0	0	0	0
2599999. Total General Account - Certified U.S. Affiliates							0	0	0	0	0	0	0
2899999. Total General Account - Certified Non-U.S. Affiliates							0	0	0	0	0	0	0
2999999. Total General Account - Certified Affiliates							0	0	0	0	0	0	0
3299999. Total General Account - Certified Non-Affiliates							0	0	0	0	0	0	0
3399999. Total General Account Certified							0	0	0	0	0	0	0
3699999. Total General Account - Reciprocal Jurisdiction U.S. Affiliates							0	0	0	0	0	0	0
3999999. Total General Account - Reciprocal Jurisdiction Non-U.S. Affiliates							0	0	0	0	0	0	0
4099999. Total General Account - Reciprocal Jurisdiction Affiliates							0	0	0	0	0	0	0
4399999. Total General Account - Reciprocal Jurisdiction Non-Affiliates							0	0	0	0	0	0	0
4499999. Total General Account Reciprocal Jurisdiction							0	0	0	0	0	0	0
4599999. Total General Account Authorized, Unauthorized, Reciprocal Jurisdiction and Certified							38,749	0	0	0	0	0	0
4899999. Total Separate Accounts - Authorized U.S. Affiliates							0	0	0	0	0	0	0
5199999. Total Separate Accounts - Authorized Non-U.S. Affiliates							0	0	0	0	0	0	0
5299999. Total Separate Accounts - Authorized Affiliates							0	0	0	0	0	0	0
5599999. Total Separate Accounts - Authorized Non-Affiliates							0	0	0	0	0	0	0
5699999. Total Separate Accounts Authorized							0	0	0	0	0	0	0
5999999. Total Separate Accounts - Unauthorized U.S. Affiliates							0	0	0	0	0	0	0
6299999. Total Separate Accounts - Unauthorized Non-U.S. Affiliates							0	0	0	0	0	0	0
6399999. Total Separate Accounts - Unauthorized Affiliates							0	0	0	0	0	0	0
6699999. Total Separate Accounts - Unauthorized Non-Affiliates							0	0	0	0	0	0	0
6799999. Total Separate Accounts Unauthorized							0	0	0	0	0	0	0
7099999. Total Separate Accounts - Certified U.S. Affiliates							0	0	0	0	0	0	0
7399999. Total Separate Accounts - Certified Non-U.S. Affiliates							0	0	0	0	0	0	0
7499999. Total Separate Accounts - Certified Affiliates							0	0	0	0	0	0	0
7799999. Total Separate Accounts - Certified Non-Affiliates							0	0	0	0	0	0	0
7899999. Total Separate Accounts Certified							0	0	0	0	0	0	0
8199999. Total Separate Accounts - Reciprocal Jurisdiction U.S. Affiliates							0	0	0	0	0	0	0
8499999. Total Separate Accounts - Reciprocal Jurisdiction Non-U.S. Affiliates							0	0	0	0	0	0	0
8599999. Total Separate Accounts - Reciprocal Jurisdiction Affiliates							0	0	0	0	0	0	0
8899999. Total Separate Accounts - Reciprocal Jurisdiction Non-Affiliates							0	0	0	0	0	0	0
8999999. Total Separate Accounts Reciprocal Jurisdiction							0	0	0	0	0	0	0
9099999. Total Separate Accounts Authorized, Unauthorized, Reciprocal Jurisdiction and Certified							0	0	0	0	0	0	0
9199999. Total U.S. (Sum of 0399999, 0899999, 1499999, 1999999, 2599999, 3099999, 3699999, 4199999, 4899999, 5399999, 5999999, 6499999, 7099999, 7599999, 8199999 and 8699999)							38,749	0	0	0	0	0	0
9299999. Total Non-U.S. (Sum of 0699999, 0999999, 1799999, 2099999, 2899999, 3199999, 3999999, 4299999, 5199999, 5499999, 6299999, 6599999, 7399999, 7699999, 8499999 and 8799999)							0	0	0	0	0	0	0
9999999 - Totals							38,749	0	0	0	0	0	0

Schedule S - Part 4

N O N E

Schedule S - Part 4 - Bank Footnote

N O N E

Schedule S - Part 5

N O N E

Schedule S - Part 5 - Bank Footnote

N O N E

SCHEDULE S - PART 6

Five Year Exhibit of Reinsurance Ceded Business (\$000 Omitted)

	1 2020	2 2019	3 2018	4 2017	5 2016
A. OPERATIONS ITEMS					
1. Premiums	39	53	58	44	319
2. Title XVIII - Medicare	0	(1)	0	0	0
3. Title XIX - Medicaid	0	0	0	0	0
4. Commissions and reinsurance expense allowance	0	0	0	0	(60)
5. Total hospital and medical expenses	0	15	0	1,620	3,120
B. BALANCE SHEET ITEMS					
6. Premiums receivable	3	4	5	4	219
7. Claims payable	0	0	0	0	242
8. Reinsurance recoverable on paid losses	0	0	20	683	2,438
9. Experience rating refunds due or unpaid	0	0	0	0	0
10. Commissions and reinsurance expense allowances due	0	0	0	0	0
11. Unauthorized reinsurance offset	0	0	0	0	0
12. Offset for reinsurance with Certified Reinsurers	0	0	0	0	0
C. UNAUTHORIZED REINSURANCE (DEPOSITS BY AND FUNDS WITHHELD FROM)					
13. Funds deposited by and withheld from (F)	0	0	0	0	0
14. Letters of credit (L)	0	0	0	0	0
15. Trust agreements (T)	0	0	0	0	0
16. Other (O)	0	0	0	0	0
D. REINSURANCE WITH CERTIFIED REINSURERS (DEPOSITS BY AND FUNDS WITHHELD FROM)					
17. Multiple Beneficiary Trust	0	0	0	0	0
18. Funds deposited by and withheld from (F)	0	0	0	0	0
19. Letters of credit (L)	0	0	0	0	0
20. Trust agreements (T)	0	0	0	0	0
21. Other (O)	0	0	0	0	0

SCHEDULE S - PART 7

Restatement of Balance Sheet to Identify Net Credit For Ceded Reinsurance

	1 As Reported (net of ceded)	2 Restatement Adjustments	3 Restated (gross of ceded)
ASSETS (Page 2, Col. 3)			
1. Cash and invested assets (Line 12)	25,946,200	0	25,946,200
2. Accident and health premiums due and unpaid (Line 15)	186,106	0	186,106
3. Amounts recoverable from reinsurers (Line 16.1)	0	0	0
4. Net credit for ceded reinsurance	XXX	(2,766)	(2,766)
5. All other admitted assets (Balance)	5,414,332	0	5,414,332
6. Total assets (Line 28)	31,546,638	(2,766)	31,543,872
LIABILITIES, CAPITAL AND SURPLUS (Page 3)			
7. Claims unpaid (Line 1)	2,828,592	0	2,828,592
8. Accrued medical incentive pool and bonus payments (Line 2)	221,259	0	221,259
9. Premiums received in advance (Line 8)	834,772	0	834,772
10. Funds held under reinsurance treaties with authorized and unauthorized reinsurers (Line 19 first inset amount plus second inset amount)	0	0	0
11. Reinsurance in unauthorized companies (Line 20 minus inset amount)	0	0	0
12. Reinsurance with Certified Reinsurers (Line 20 inset amount)	0	0	0
13. Funds held under reinsurance treaties with Certified Reinsurers (Line 19 third inset amount)	0	0	0
14. All other liabilities (Balance)	5,703,022	(2,766)	5,700,256
15. Total liabilities (Line 24)	9,587,645	(2,766)	9,584,879
16. Total capital and surplus (Line 33)	21,958,993	XXX	21,958,993
17. Total liabilities, capital and surplus (Line 34)	31,546,638	(2,766)	31,543,872
NET CREDIT FOR CEDED REINSURANCE			
18. Claims unpaid	0		
19. Accrued medical incentive pool	0		
20. Premiums received in advance	0		
21. Reinsurance recoverable on paid losses	0		
22. Other ceded reinsurance recoverables	0		
23. Total ceded reinsurance recoverables	0		
24. Premiums receivable	0		
25. Funds held under reinsurance treaties with authorized and unauthorized reinsurers	0		
26. Unauthorized reinsurance	0		
27. Reinsurance with Certified Reinsurers	0		
28. Funds held under reinsurance treaties with Certified Reinsurers	0		
29. Other ceded reinsurance payables/offsets	2,766		
30. Total ceded reinsurance payables/offsets	2,766		
31. Total net credit for ceded reinsurance	(2,766)		

SCHEDULE T - PART 2
INTERSTATE COMPACT - EXHIBIT OF PREMIUMS WRITTEN

Allocated by States and Territories

States, Etc.		Direct Business Only					
		1	2	3	4	5	6
		Life (Group and Individual)	Annuities (Group and Individual)	Disability Income (Group and Individual)	Long-Term Care (Group and Individual)	Deposit-Type Contracts	Totals
1.	Alabama	AL					
2.	Alaska	AK					
3.	Arizona	AZ					
4.	Arkansas	AR					
5.	California	CA					
6.	Colorado	CO					
7.	Connecticut	CT					
8.	Delaware	DE					
9.	District of Columbia	DC					
10.	Florida	FL					
11.	Georgia	GA					
12.	Hawaii	HI					
13.	Idaho	ID					
14.	Illinois	IL					
15.	Indiana	IN					
16.	Iowa	IA					
17.	Kansas	KS					
18.	Kentucky	KY					
19.	Louisiana	LA					
20.	Maine	ME					
21.	Maryland	MD					
22.	Massachusetts	MA					
23.	Michigan	MI					
24.	Minnesota	MN					
25.	Mississippi	MS					
26.	Missouri	MO					
27.	Montana	MT					
28.	Nebraska	NE					
29.	Nevada	NV					
30.	New Hampshire	NH					
31.	New Jersey	NJ					
32.	New Mexico	NM					
33.	New York	NY					
34.	North Carolina	NC					
35.	North Dakota	ND					
36.	Ohio	OH					
37.	Oklahoma	OK					
38.	Oregon	OR					
39.	Pennsylvania	PA					
40.	Rhode Island	RI					
41.	South Carolina	SC					
42.	South Dakota	SD					
43.	Tennessee	TN					
44.	Texas	TX					
45.	Utah	UT					
46.	Vermont	VT					
47.	Virginia	VA					
48.	Washington	WA					
49.	West Virginia	WV					
50.	Wisconsin	WI					
51.	Wyoming	WY					
52.	American Samoa	AS					
53.	Guam	GU					
54.	Puerto Rico	PR					
55.	U.S. Virgin Islands	VI					
56.	Northern Mariana Islands	MP					
57.	Canada	CAN					
58.	Aggregate Other Alien	OT					
59.	Total						

NONE

SCHEDULE Y
PART 1A - DETAIL OF INSURANCE HOLDING COMPANY SYSTEM

1	2	3	4	5	6	7	8	9	10	11	12	13	14	15	16
Group Code	Group Name	NAIC Company Code	ID Number	Federal RSSD	CIK	Name of Securities Exchange if Publicly Traded (U.S. or International)	Names of Parent, Subsidiaries Or Affiliates	Domi-ciliary Location	Relation-ship to Reporting Entity	Directly Controlled by (Name of Entity/Person)	Type of Control (Ownership, Board, Management, Attorney-in-Fact, Influence, Other)	If Control is Owner-ship Provide Percen-tage	Ultimate Controlling Entity(ies)/Person(s)	Is an SCA Filing Re-quired? (Y/N)	*
		.00000	98-1308130				1070715 B.C. Unlimited Liability CompanyCAN	.NIA	OptumRx Group Holdings, Inc.	Ownership.....	100.000	UnitedHealth Group Incorporated		
		.00000	20-2904092				1st Avenue Pharmacy, Inc.IA	.NIA	Genoa Healthcare LLC	Ownership.....	100.000	UnitedHealth Group Incorporated		
		.00000	27-2624551				310 Canyon Medical, LLCCA	.NIA	Monarch Management Services, Inc.	Ownership.....	100.000	UnitedHealth Group Incorporated		
		.00000	45-2402948				4C Medical Group, PLCAZ	.NIA	Greater Phoenix Collaborative Care, P.C.	Ownership.....	100.000	UnitedHealth Group Incorporated1
		.00000	84-1900997				4C MSO LLCDE	.NIA	Collaborative Care Holdings, LLC	Ownership.....	70.000	UnitedHealth Group Incorporated		
		.00000	35-2607738				5995 Minnetonka, LLCDE	.NIA	UnitedHealthcare Insurance Company	Ownership.....	100.000	UnitedHealth Group Incorporated		
		.00000	22-3149900				A.G. Dikengil, Inc.NJ	.NIA	Riverside Pediatric Group, P.C.	Ownership.....	100.000	UnitedHealth Group Incorporated1
		.00000	27-0515438				ABCO International Holdings, LLCDE	.NIA	The Advisory Board Company	Ownership.....	100.000	UnitedHealth Group Incorporated		
		.00000	47-5519672				AbleTo Behavioral Health Services, P.C.CT	.NIA	Physician(s) Owned	Influence.....	0.000	UnitedHealth Group Incorporated1
							AbleTo Licensed Clinical Social Worker Services, P.C.CA	.NIA	Physician(s) Owned	Influence.....	0.000	UnitedHealth Group Incorporated1
		.00000	46-2468224				AbleTo, Inc.DE	.NIA	Avery Parent Holdings, Inc.	Ownership.....	100.000	UnitedHealth Group Incorporated		
		.00000	74-2819189				Access Administrators, Inc.TX	.NIA	Access HealthSource, Inc.	Ownership.....	100.000	UnitedHealth Group Incorporated		
		.00000	74-2943370				Access HealthSource Administrators, Inc.TX	.NIA	Access HealthSource, Inc.	Ownership.....	100.000	UnitedHealth Group Incorporated		
		.00000	74-2843073				Access HealthSource, Inc.TX	.NIA	HealthScope Benefits, Inc.	Ownership.....	100.000	UnitedHealth Group Incorporated		
		.00000	81-4328859				Accurate Advantage, LLCMO	.NIA	Accurate Rx Pharmacy Consulting, LLC	Ownership.....	100.000	UnitedHealth Group Incorporated		
		.00000	26-3329157				Accurate Rx Pharmacy Consulting, LLCMO	.NIA	Diplomat Pharmacy, Inc.	Ownership.....	100.000	UnitedHealth Group Incorporated		
		.00000	41-1913523				ACN Group IPA of New York, Inc.NY	.NIA	OptumHealth Care Solutions, LLC	Ownership.....	100.000	UnitedHealth Group Incorporated		
		.00000	27-0015861				ACN Group of California, Inc.CA	.IA	OptumHealth Care Solutions, LLC	Ownership.....	100.000	UnitedHealth Group Incorporated		
		.00000	98-1446128				Administradora Clínica La Colina S.A.S.COL	.NIA	Banmedica Internacional SpA	Ownership.....	50.000	UnitedHealth Group Incorporated		
		.00000	98-1446128				Administradora Clínica La Colina S.A.S.COL	.NIA	CDC Holdings Colombia S.A.S.	Ownership.....	50.000	UnitedHealth Group Incorporated		
		.00000	98-1446125				Administradora Country S.A.COL	.NIA	Banmedica Internacional SpA	Ownership.....	50.000	UnitedHealth Group Incorporated		
		.00000	98-1446125				Administradora Country S.A.COL	.NIA	CDC Holdings Colombia S.A.S.	Ownership.....	50.000	UnitedHealth Group Incorporated		
		.00000	98-1451601				Administradora Médica Centromed S.A.CHL	.NIA	Vida Integra S.A.	Ownership.....	74.500	UnitedHealth Group Incorporated		
		.00000	20-1310827				Advanced Surgery Center of Clifton, LLCNJ	.NIA	SCA Clifton, LLC	Ownership.....	56.100	UnitedHealth Group Incorporated		
		.00000	26-4093335				Advanced Surgical Hospital, LLCPA	.NIA	SCA Southwestern PA, LLC	Ownership.....	53.450	UnitedHealth Group Incorporated		
		.00000	74-2642393				Advantage Care Network, Inc.DE	.NIA	Access HealthSource, Inc.	Ownership.....	100.000	UnitedHealth Group Incorporated		
		.00000	85-2984578				Advisedby, LLCDE	.NIA	Golden Rule Financial Corporation	Ownership.....	100.000	UnitedHealth Group Incorporated		
							Advocate Condell Ambulatory Surgery Center, LLCIL	.NIA	Advocate-SCA Partners, LLC	Ownership.....	58.645	UnitedHealth Group Incorporated		
		.00000	47-5337115				Advocate Southwest Ambulatory Surgery Center, L.L.C.IL	.NIA	Advocate-SCA Partners, LLC	Ownership.....	53.500	UnitedHealth Group Incorporated		
		.00000	36-4437931				Advocate-SCA Partners, LLCDE	.NIA	SCA-Illinois, LLC	Ownership.....	51.000	UnitedHealth Group Incorporated		
		.00000	47-4012497				Affinity Biotech, Inc.TX	.NIA	Diplomat Pharmacy, Inc.	Ownership.....	100.000	UnitedHealth Group Incorporated		
		.00000	26-1777941				AHN Accountable Care Organization, LLCIN	.NIA	American Health Network of Indiana, LLC	Ownership.....	100.000	UnitedHealth Group Incorporated		
		.00000	45-4171713				AHN Central Services, LLCIN	.NIA	AHN Target Holdings, LLC	Ownership.....	100.000	UnitedHealth Group Incorporated		
		.00000	35-2109566				AHN Target Holdings, LLCDE	.NIA	Collaborative Care Holdings, LLC	Ownership.....	80.100	UnitedHealth Group Incorporated		
										Alaska Surgery Center, Limited Partnership	Ownership.....	100.000	UnitedHealth Group Incorporated2
		.00000	84-3642600				Alaska Physicians and Surgeons, LLCAK	.NIA	Alaska Surgery Center, Limited Partnership	Ownership.....	100.000	UnitedHealth Group Incorporated2
		.00000	92-0175856				Alaska Spine Center LLCAK	.NIA	SCA Alaska Surgery Center, Inc.	Ownership.....	40.810	UnitedHealth Group Incorporated2
		.00000	93-0982396				Alaska Surgery Center, Limited Partnership ..	.AK	.NIA	Construtora Inmobiliaria Magapoq S.A.	Ownership.....	1.000	UnitedHealth Group Incorporated		
		.00000	98-1447435				Aliansalud Entidad Promotora de Salud S.A.COL	.NIA	Banmedica S.A.	Ownership.....	76.290	UnitedHealth Group Incorporated		
.0707	UnitedHealth Group Incorporated82406	98-1447435				Aliansalud Entidad Promotora de Salud S.A.COL	.NIA	Golden Rule Financial Corporation	Ownership.....	100.000	UnitedHealth Group Incorporated		
			35-1665915				All Savers Insurance CompanyIN	.IA						
							All Savers Life Insurance Company of CaliforniaCA	.IA	Golden Rule Financial Corporation	Ownership.....	100.000	UnitedHealth Group Incorporated		
.0707	UnitedHealth Group Incorporated73130	35-1744596				Alliance Surgical Center, LLCFL	.NIA	Endoscopy Center Affiliates, Inc.	Ownership.....	3.500	UnitedHealth Group Incorporated		
		.00000	27-1367127				Alliance Surgical Center, LLCFL	.NIA	SCA-Alliance, LLC	Ownership.....	51.000	UnitedHealth Group Incorporated		
		.00000	63-1231942				Aloha Surgical Center, LLCTN	.NIA	Surgery Center of Maui, LLC	Ownership.....	66.000	UnitedHealth Group Incorporated		
		.00000	65-1095227				Ambient Healthcare, Inc.FL	.NIA	Ambient Holdings, Inc.	Ownership.....	100.000	UnitedHealth Group Incorporated		
		.00000	45-2161438				Ambient Holdings, Inc.DE	.NIA	Optum Infusion Services 500, Inc.	Ownership.....	100.000	UnitedHealth Group Incorporated		
		.00000	45-4770582				American Health Network of Indiana Care Organization, LLCIN	.NIA	AHN Target Holdings, LLC	Ownership.....	100.000	UnitedHealth Group Incorporated		

SCHEDULE Y
PART 1A - DETAIL OF INSURANCE HOLDING COMPANY SYSTEM

1	2	3	4	5	6	7	8	9	10	11	12	13	14	15	16
Group Code	Group Name	NAIC Company Code	ID Number	Federal RSSD	CIK	Name of Securities Exchange if Publicly Traded (U.S. or International)	Names of Parent, Subsidiaries Or Affiliates	Domi-ciliary Location	Relation-ship to Reporting Entity	Directly Controlled by (Name of Entity/Person)	Type of Control (Ownership, Board, Management, Attorney-in-Fact, Influence, Other)	If Control is Owner-ship Provide Percen-tage	Ultimate Controlling Entity(ies)/Person(s)	Is an SCA Filing Re-quired? (Y/N)	*
0707	UnitedHealth Group Incorporated	00000	35-1930805				American Health Network of Indiana II, LLC	IN	NIA	AHN Target Holdings, LLC	Ownership	100.000	UnitedHealth Group Incorporated		
		52623	35-2108729				American Health Network of Indiana, LLC	IN	IA	AHN Target Holdings, LLC	Ownership	100.000	UnitedHealth Group Incorporated		
		00000	85-2849994				American Health Network of Kentucky, LLC	KY	NIA	AHN Target Holdings, LLC	Ownership	100.000	UnitedHealth Group Incorporated		
		00000	45-4132160				American Health Network of Ohio Care Organization, LLC	OH	NIA	AHN Target Holdings, LLC	Ownership	100.000	UnitedHealth Group Incorporated		
		00000	31-1424956				American Health Network of Ohio II, LLC	OH	NIA	AHN Target Holdings, LLC	Ownership	100.000	UnitedHealth Group Incorporated		
		00000	31-1424957				American Health Network of Ohio, LLC	OH	NIA	AHN Target Holdings, LLC	Ownership	100.000	UnitedHealth Group Incorporated		
		00000	04-3041221				American Homecare Federation, Inc.	CT	NIA	Diplomat Pharmacy, Inc.	Ownership	100.000	UnitedHealth Group Incorporated		
		00000	54-1743136				AmeriChoice Corporation	DE	NIA	UnitedHealth Group Incorporated	Ownership	100.000	UnitedHealth Group Incorporated		
0707	UnitedHealth Group Incorporated	95497	22-3368602				AmeriChoice of New Jersey, Inc.	NJ	IA	AmeriChoice Corporation	Ownership	100.000	UnitedHealth Group Incorporated		
		00000	98-1108620				Amico Saúde Ltda.	BRA	NIA	Cemed Care – Empresa de Atendimento Clínico Geral Ltda.	Ownership	0.931	UnitedHealth Group Incorporated		
		00000	98-1108620				Amico Saúde Ltda.	BRA	NIA	Santa Helena Assistência Médica S.A.	Ownership	99.069	UnitedHealth Group Incorporated		
		00000					Amil Assistência Médica Internacional S.A.	BRA	NIA	Polar II Fundo de Investimento em Participações Multiestratégia	Ownership	92.401	UnitedHealth Group Incorporated		
		00000					Amil Assistência Médica Internacional S.A.	BRA	NIA	UHG Brasil Participações S.A.	Ownership	7.599	UnitedHealth Group Incorporated		
		00000	98-1138212				AMIL International S.á.r.l.	LUX	NIA	Amil Assistência Médica Internacional S.A.	Ownership	100.000	UnitedHealth Group Incorporated		
		00000	98-1454564				Análisis Clínicos ML S.A.C.	PER	NIA	Pacífico S.A. Entidad Prestadora de Salud EPS	Ownership	100.000	UnitedHealth Group Incorporated		
		00000					Angiografia e Hemodinâmica Madre Theodora Ltda.	BRA	NIA	Esho – Empresa de Serviços Hospitalares S.A.	Ownership	50.000	UnitedHealth Group Incorporated		
		00000	82-5124069				Anne Arundel-SCA Holdings, LLC	MD	NIA	SCA-Anne Arundel, LLC	Ownership	33.340	UnitedHealth Group Incorporated		2
		00000	82-4763728				Anne Arundel-SCA Surgicenter, LLC	MD	NIA	Anne Arundel-SCA Holdings, LLC	Ownership	66.760	UnitedHealth Group Incorporated		2
		00000	36-4210293				Antelope Valley Surgery Center, L.P.	CA	NIA	NSC Lancaster, LLC	Ownership	90.494	UnitedHealth Group Incorporated		
		00000	26-3913051				Apothecary Holdings, Inc.	DE	NIA	OptumRx Holdings, LLC	Ownership	100.000	UnitedHealth Group Incorporated		
		00000	86-0960334				Apothecary Shop of Phoenix, Inc.	AZ	NIA	Apothecary Holdings, Inc.	Ownership	100.000	UnitedHealth Group Incorporated		
		00000	14-1890491				AppleCare Hospitalists Medical Group, Inc.	CA	NIA	Physician(s) Owned	Influence	0.000	UnitedHealth Group Incorporated		1
		00000	45-2852872				AppleCare Medical ACO, LLC	CA	NIA	AppleCare Medical Group, Inc.	Ownership	100.000	UnitedHealth Group Incorporated		1
		00000	33-0845269				AppleCare Medical Group St. Francis, Inc.	CA	NIA	Physician(s) Owned	Influence	0.000	UnitedHealth Group Incorporated		1
		00000	33-0898174				AppleCare Medical Group, Inc.	CA	NIA	Physician(s) Owned	Influence	0.000	UnitedHealth Group Incorporated		1
		00000	27-2068687				AppleCare Medical Management, LLC	DE	NIA	Collaborative Care Holdings, LLC	Ownership	100.000	UnitedHealth Group Incorporated		
		00000					APS – Assistência Personalizada à Saúde Ltda.	BRA	NIA	Amil Assistência Médica Internacional S.A.	Ownership	0.000	UnitedHealth Group Incorporated		
		00000					APS – Assistência Personalizada à Saúde Ltda.	BRA	NIA	Santa Helena Assistência Médica S.A.	Ownership	100.000	UnitedHealth Group Incorporated		
		00000	98-1399975				Aquitania Chilean Holding SpA	CHL	NIA	Bordeaux UK Holdings II Limited	Ownership	100.000	UnitedHealth Group Incorporated		
		00000	75-2285078				Arcadia Outpatient Surgery Center, L.P.	CA	NIA	Surgicenters of Southern California, Inc.	Ownership	52.500	UnitedHealth Group Incorporated		
		00000	46-4843100				Arise Physician Group	TX	NIA	SCA Austin Holdings, LLC	Ownership	100.000	UnitedHealth Group Incorporated		
		00000	86-0813232				Arizona Physicians IPA, Inc.	AZ	IA	UnitedHealthcare, Inc.	Ownership	100.000	UnitedHealth Group Incorporated		
		00000	75-2055800				Arlington Surgery Center, LLC	TX	NIA	Surgical Care Affiliates, LLC	Influence	52.750	UnitedHealth Group Incorporated		
		00000	46-1772418				ARTA Health Network, P.C.	CA	NIA	Physician(s) Owned	Influence	0.000	UnitedHealth Group Incorporated		1
		00000	33-0658815				ARTA Western California, Inc.	CA	NIA	Physician(s) Owned	Influence	0.000	UnitedHealth Group Incorporated		1
		00000	46-3907136				ASC Holdings of New Jersey, LLC	NJ	NIA	SC Affiliates, LLC	Ownership	100.000	UnitedHealth Group Incorporated		
		00000	95-4348431				ASC Network, LLC	DE	NIA	Surgical Care Affiliates, LLC	Ownership	100.000	UnitedHealth Group Incorporated		
		00000	04-3403101				Aspectus, Inc.	MA	NIA	Reliant Medical Group, Inc.	Ownership	100.000	UnitedHealth Group Incorporated		1
		00000					Associação Lusíadas Knowledge Center – Health Education and Research	PRT	NIA	Lusiadas, SGPS, S.A.	Ownership	25.000	UnitedHealth Group Incorporated		
		00000					Associação Lusíadas Knowledge Center – Health Education and Research	PRT	NIA	Clínica Médico Cirúrgica de Santa Tecla, S.A.	Ownership	25.000	UnitedHealth Group Incorporated		
		00000					Associação Lusíadas Knowledge Center – Health Education and Research	PRT	NIA	Lusiadas, S.A.	Ownership	25.000	UnitedHealth Group Incorporated		
		00000					Associação Lusíadas Knowledge Center – Health Education and Research	PRT	NIA	CLISA – Clínica de Santo António, S.A.	Ownership	25.000	UnitedHealth Group Incorporated		

SCHEDULE Y
PART 1A - DETAIL OF INSURANCE HOLDING COMPANY SYSTEM

1	2	3	4	5	6	7	8	9	10	11	12	13	14	15	16
Group Code	Group Name	NAIC Company Code	ID Number	Federal RSSD	CIK	Name of Securities Exchange if Publicly Traded (U.S. or International)	Names of Parent, Subsidiaries Or Affiliates	Domi-ciliary Location	Relation-ship to Reporting Entity	Directly Controlled by (Name of Entity/Person)	Type of Control (Ownership, Board, Management, Attorney-in-Fact, Influence, Other)	If Control is Ownership Provide Percentage	Ultimate Controlling Entity(ies)/Person(s)	Is an SCA Filing Re-quired? (Y/N)	*
		.00000	26-3878957				AssuranceRx, LLC	.AL	NIA	Optum Pharmacy 705, LLC	Ownership	100.000	UnitedHealth Group Incorporated		
		.00000	20-1956545				At-Home IV Infusion Professional, Inc.	.MD	NIA	Diplomat Pharmacy, Inc.	Ownership	100.000	UnitedHealth Group Incorporated		
		.00000	47-0990056				Audax Health Solutions, LLC	.DE	NIA	Rally Health, Inc.	Ownership	100.000	UnitedHealth Group Incorporated		
		.00000	14-1971726				Avella of Columbus, Inc.	.AZ	NIA	Apothecary Holdings, Inc.	Ownership	100.000	UnitedHealth Group Incorporated		
		.00000	45-5239373				Avella of Denver, Inc.	.AZ	NIA	Apothecary Holdings, Inc.	Ownership	100.000	UnitedHealth Group Incorporated		
		.00000	86-1044713				Avella of Gilbert, Inc.	.AZ	NIA	Apothecary Holdings, Inc.	Ownership	100.000	UnitedHealth Group Incorporated		
		.00000	46-0609947				Avella of Orlando, Inc.	.AZ	NIA	Apothecary Holdings, Inc.	Ownership	100.000	UnitedHealth Group Incorporated		
		.00000	86-0819588				Avella of Scottsdale, Inc.	.AZ	NIA	Apothecary Holdings, Inc.	Ownership	100.000	UnitedHealth Group Incorporated		
		.00000	27-1688911				Avella of St. Louis, Inc.	.AZ	NIA	Apothecary Holdings, Inc.	Ownership	100.000	UnitedHealth Group Incorporated		
		.00000	86-1044712				Avella of Tucson, Inc.	.AZ	NIA	Apothecary Holdings, Inc.	Ownership	100.000	UnitedHealth Group Incorporated		
		.00000	84-5191428				Avery Parent Holdings, Inc.	.DE	NIA	OptumHealth Holdings, LLC	Ownership	100.000	UnitedHealth Group Incorporated		
		.00000	20-4057813				Aveta Inc.	.DE	NIA	Collaborative Care Holdings, LLC	Ownership	100.000	UnitedHealth Group Incorporated		
		.00000	30-0842394				AxelaCare Intermediate Holdings, LLC	.DE	NIA	OptumRx, Inc.	Ownership	100.000	UnitedHealth Group Incorporated		
		.00000	61-1708598				AxelaCare, LLC	.DE	NIA	AxelaCare Intermediate Holdings, LLC	Ownership	100.000	UnitedHealth Group Incorporated		
		.00000	72-1097827				B.R.A.S.S. Partnership in Commendam	.LA	NIA	Surgery Center Holding, LLC	Ownership	61.190	UnitedHealth Group Incorporated		
		.00000	98-1462787				Banmedica Colombia S.A.S.	.COL	NIA	Banmedica Internacional SpA	Ownership	100.000	UnitedHealth Group Incorporated		
		.00000	98-1444151				Banmedica Internacional SpA	.CHL	NIA	Banmedica S.A.	Ownership	99.000	UnitedHealth Group Incorporated		
		.00000	98-1444151				Banmedica Internacional SpA	.CHL	NIA	Saden S.A.	Ownership	1.000	UnitedHealth Group Incorporated		
		.00000	98-1444127				Banmedica S.A.	.CHL	NIA	Bordeaux Holding SpA	Ownership	98.229	UnitedHealth Group Incorporated		
		.00000	47-2083076				Beach Surgical Holdings II, LLC	.CA	NIA	SCA Surgicare of Laguna Hills, LLC	Ownership	49.000	UnitedHealth Group Incorporated		2
		.00000	47-4504390				Beach Surgical Holdings III, LLC	.CA	NIA	Surgicare of La Veta, Inc.	Ownership	63.878	UnitedHealth Group Incorporated		
		.00000	37-1708521				Beach Surgical Holdings LLC	.CA	NIA	SCA Surgicare of Laguna Hills, LLC	Ownership	49.000	UnitedHealth Group Incorporated		2
		.00000	33-0645967				Beaver Medical Group, P.C.	.CA	NIA	MH Physician Three Holdco, a Medical Corporation	Ownership	100.000	UnitedHealth Group Incorporated		1
		.00000	20-8773716				Bedford Physicians Risk Retention Group, Inc.	.VT	NIA	CareMount Medical, P.C.	Ownership	99.000	UnitedHealth Group Incorporated		1
		.00000	88-0267857				Behavioral Healthcare Options, Inc.	.NV	NIA	Sierra Health Services, Inc.	Ownership	100.000	UnitedHealth Group Incorporated		
		.00000	42-1485537				Benefit Administration for the Self Employed, L.L.C.	.IA	NIA	HealthMarkets, LLC	Ownership	100.000	UnitedHealth Group Incorporated		
		.00000	46-1134506				Benefitter Insurance Solutions, Inc.	.DE	NIA	HealthMarkets Insurance Agency, Inc.	Ownership	100.000	UnitedHealth Group Incorporated		
		.00000	47-4349079				Better Health Value Network, LLC	.WA	NIA	Physician(s) Owned	Influence	0.000	UnitedHealth Group Incorporated		1
		.00000	22-3858211				Bexar Imaging Center, LLC	.TX	NIA	WellMed Networks, Inc.	Ownership	100.000	UnitedHealth Group Incorporated		1
		.00000	01-0808529				BioRx, LLC	.DE	NIA	Diplomat Blocker, Inc.	Ownership	100.000	UnitedHealth Group Incorporated		
		.00000	63-0984076				Birmingham Outpatient Surgery Center, Ltd.	.AL	NIA	Birmingham Outpatient Surgical Center, LLC	Ownership	30.010	UnitedHealth Group Incorporated		2
		.00000	63-0847380				Birmingham Outpatient Surgical Center, LLC	.DE	NIA	Surgery Center Holding, LLC	Ownership	100.000	UnitedHealth Group Incorporated		
		.00000	47-4758895				Bloomfield ASC, LLC	.CT	NIA	SCA Bloomfield Holdings, LLC	Ownership	49.000	UnitedHealth Group Incorporated		2
		.00000	62-1530122				Blue Ridge Day Surgery Center, L.P.	.TN	NIA	Blue Ridge GP, LLC	Ownership	37.135	UnitedHealth Group Incorporated		2
		.00000	27-2241593				Blue Ridge GP, LLC	.NC	NIA	SCA-Blue Ridge, LLC	Ownership	100.000	UnitedHealth Group Incorporated		
		.00000	37-1945431				Blue Ridge Properties, LLC	.DE	NIA	Blue Ridge GP, LLC	Ownership	38.208	UnitedHealth Group Incorporated		2
		.00000	65-0241934				Boca Raton Outpatient Surgery & Laser Center, LTD.	.FL	NIA	Surgery Center of Boca Raton, Inc.	Ownership	30.000	UnitedHealth Group Incorporated		2
		.00000	98-1396690				Bordeaux (Barbados) Holdings I, SRL	.BRB	NIA	FrontierMEDEX US, Inc.	Ownership	100.000	UnitedHealth Group Incorporated		
		.00000	98-1396559				Bordeaux (Barbados) Holdings II, SRL	.BRB	NIA	Bordeaux (Barbados) Holdings I, SRL	Ownership	100.000	UnitedHealth Group Incorporated		
		.00000	98-1403634				Bordeaux (Barbados) Holdings III, S.r.l.	.BRB	NIA	UnitedHealth UK Limited	Ownership	100.000	UnitedHealth Group Incorporated		
		.00000	98-1398490				Bordeaux Holding SpA	.CHL	NIA	Aquitania Chilean Holding SpA	Ownership	100.000	UnitedHealth Group Incorporated		
		.00000	82-3147824				Bordeaux International Holdings, Inc.	.DE	NIA	UnitedHealth Group Incorporated	Ownership	100.000	UnitedHealth Group Incorporated		
		.00000	98-1390574				Bordeaux UK Holdings I Limited	.GBR	NIA	Bordeaux International Holdings, Inc.	Ownership	3.295	UnitedHealth Group Incorporated		
		.00000	98-1390574				Bordeaux UK Holdings I Limited	.GBR	NIA	FrontierMEDEX US, Inc.	Ownership	96.705	UnitedHealth Group Incorporated		
		.00000	98-1391914				Bordeaux UK Holdings II Limited	.GBR	NIA	Bordeaux UK Holdings I Limited	Ownership	100.000	UnitedHealth Group Incorporated		
		.00000	98-1389224				Bordeaux UK Holdings III Limited	.GBR	NIA	Bordeaux UK Holdings II Limited	Ownership	100.000	UnitedHealth Group Incorporated		
		.00000	98-1112673				Bosque Medical Center Ltda.	.BRA	NIA	Anil Assistência Médica Internacional S.A.	Ownership	83.045	UnitedHealth Group Incorporated		

SCHEDULE Y
PART 1A - DETAIL OF INSURANCE HOLDING COMPANY SYSTEM

1	2	3	4	5	6	7	8	9	10	11	12	13	14	15	16
Group Code	Group Name	NAIC Company Code	ID Number	Federal RSSD	CIK	Name of Securities Exchange if Publicly Traded (U.S. or International)	Names of Parent, Subsidiaries Or Affiliates	Domi-ciliary Location	Relation-ship to Reporting Entity	Directly Controlled by (Name of Entity/Person)	Type of Control (Ownership, Board, Management, Attorney-in-Fact, Influence, Other)	If Control is Owner-ship Provide Percen-tage	Ultimate Controlling Entity(ies)/Person(s)	Is an SCA Filing Re-quired? (Y/N)	*
		.00000	98-1112673				Bosque Medical Center Ltda.	.BRA	NIA	Esho – Empresa de Serviços Hospitalares S.A.	Ownership	16.955	UnitedHealth Group Incorporated		
		.00000	20-2387834				Brandon Ambulatory Surgery Center, LC	.FL	NIA	SCA-Brandon, LLC	Ownership	54.546	UnitedHealth Group Incorporated		
		.00000	20-2387834				Brandon Ambulatory Surgery Center, LC	.FL	NIA	SC Affiliates, LLC	Ownership	3.120	UnitedHealth Group Incorporated		
		.00000	90-0884047				BriovaRx Infusion Services 102, LLC	.DE	NIA	Optum Infusion Services 500, Inc.	Ownership	100.000	UnitedHealth Group Incorporated		
		.00000	11-3647935				BriovaRx of Florida, Inc.	.DE	NIA	OptumRx PBM of Illinois, Inc.	Ownership	100.000	UnitedHealth Group Incorporated		
		.00000	27-1930321				BriovaRx of Georgia, LLC	.AL	NIA	Optum Pharmacy 705, LLC	Ownership	100.000	UnitedHealth Group Incorporated		
		.00000	46-2790537				BriovaRx of Louisiana, L.L.C.	.LA	NIA	Optum Pharmacy 705, LLC	Ownership	100.000	UnitedHealth Group Incorporated		
		.00000	01-0516051				BriovaRx of Maine, Inc.	.ME	NIA	OptumRx PBM of Illinois, Inc.	Ownership	100.000	UnitedHealth Group Incorporated		
		.00000	27-3331130				BriovaRx of Massachusetts, LLC	.MA	NIA	OptumRx PBM of Illinois, Inc.	Ownership	100.000	UnitedHealth Group Incorporated		
		.00000	47-4278378				Cabin Enterprises, LLC	.DE	NIA	Cabin Holdings, LLC	Ownership	100.000	UnitedHealth Group Incorporated		
		.00000	47-4264867				Cabin Holdings, LLC	.DE	NIA	United HealthCare Services, Inc.	Ownership	100.000	UnitedHealth Group Incorporated		
		.00000	20-1711131				California Medical Group Insurance Company, Risk Retention Group	.AZ	NIA	OptumCare Management, LLC	Ownership	67.010	UnitedHealth Group Incorporated		
		.00000	81-0881243				California Spring Holdings, PC	.CA	NIA	Physician(s) Owned	Influence	0.000	UnitedHealth Group Incorporated		1
		.00000	52-1597478				Camp Hill Ambulatory Centers	.PA	NIA	Endoscopy Center Affiliates, Inc.	Ownership	1.000	UnitedHealth Group Incorporated		2
		.00000	52-1597478				Camp Hill Ambulatory Centers	.PA	NIA	Camp Hill-SCA Centers, LLC	Ownership	99.000	UnitedHealth Group Incorporated		2
		.00000	52-1597484				Camp Hill-SCA Centers, LLC	.DE	NIA	SC Affiliates, LLC	Ownership	100.000	UnitedHealth Group Incorporated		
		.00000	27-3955254				Capital City Medical Group, L.L.C.	.LA	NIA	UnitedHealthcare, Inc.	Ownership	100.000	UnitedHealth Group Incorporated		
		.00000					Cardinal Holding Company, LLC	.DE	NIA	Collaborative Care Holdings, LLC	Ownership	100.000	UnitedHealth Group Incorporated		
		.00000	20-8375685				Care Improvement Plus Group Management, LLC	.MD	NIA	XLHealth Corporation	Ownership	100.000	UnitedHealth Group Incorporated		
.0707	UnitedHealth Group Incorporated	12558	45-4976934				Care Improvement Plus of Texas Insurance Company	.TX	.IA	XLHealth Corporation	Ownership	100.000	UnitedHealth Group Incorporated		
.0707	UnitedHealth Group Incorporated	12567	20-3888112				Care Improvement Plus South Central Insurance Company	.AR	.IA	XLHealth Corporation	Ownership	100.000	UnitedHealth Group Incorporated		
.0707	UnitedHealth Group Incorporated	14041	27-5038136				Care Improvement Plus Wisconsin Insurance Company	.WI	.IA	XLHealth Corporation	Ownership	100.000	UnitedHealth Group Incorporated		
		.00000	83-0585009				Care Logistics, LLC	.DE	NIA	Penzo Enterprises, LLC	Ownership	100.000	UnitedHealth Group Incorporated		
		.00000					CareMount Dental Member, LLC	.DE	NIA	CareMount Health Solutions, LLC	Ownership	100.000	UnitedHealth Group Incorporated		
		.00000					CareMount Health Solutions ACO, LLC	.NY	NIA	CareMount Medical, P.C.	Ownership	100.000	UnitedHealth Group Incorporated		1
		.00000	83-3555743				CareMount Health Solutions Employer, LLC	.DE	NIA	CareMount Health Solutions, LLC	Ownership	99.000	UnitedHealth Group Incorporated		
		.00000	83-3555743				CareMount Health Solutions Employer, LLC	.DE	NIA	CareMount Holding, LLC	Ownership	1.000	UnitedHealth Group Incorporated		
		.00000	38-4103290				CareMount Health Solutions, LLC	.DE	NIA	Collaborative Care Holdings, LLC	Ownership	16.320	UnitedHealth Group Incorporated		
		.00000	38-4103290				CareMount Health Solutions, LLC	.DE	NIA	Cardinal Holding Company, LLC	Ownership	63.680	UnitedHealth Group Incorporated		
		.00000	82-1419537				CareMount Holding, LLC	.NY	NIA	CareMount Health Solutions, LLC	Ownership	100.000	UnitedHealth Group Incorporated		
		.00000	13-3544120				CareMount Medical, P.C.	.NY	NIA	Physician(s) Owned	Influence	0.000	UnitedHealth Group Incorporated		1
		.00000					CareMount Value Partners IPA, LLC	.NY	NIA	CareMount Health Solutions, LLC	Ownership	100.000	UnitedHealth Group Incorporated		
		.00000	98-1328471				Casa de Saúde Santa Therezinha Ltda.	.BRA	NIA	Esho – Empresa de Serviços Hospitalares S.A.	Ownership	0.000	UnitedHealth Group Incorporated		
		.00000	98-1328471				Casa de Saúde Santa Therezinha Ltda.	.BRA	NIA	Hospital Alvorada de Taguatinga Ltda.	Ownership	100.000	UnitedHealth Group Incorporated		
		.00000	82-5207935				Castle Rock SurgiCenter, LLC	.CO	NIA	SCA-Castle Rock, LLC	Ownership	72.717	UnitedHealth Group Incorporated		
		.00000	20-5807941				Catalyst360, LLC	.DE	NIA	Optum Services, Inc.	Ownership	100.000	UnitedHealth Group Incorporated		
		.00000					Catamaran Finance (Ireland) Unlimited Company	.IRL	NIA	Catamaran S.á.r.l.	Ownership	100.000	UnitedHealth Group Incorporated		
		.00000								UnitedHealthcare International II S.á r.l.					
		.00000	98-1069737				Catamaran S.á.r.l.	.LUX	NIA		Ownership	100.000	UnitedHealth Group Incorporated		
		.00000	82-1715584				CCEC Anesthesia Management, LLC	.TX	NIA	Corpus Christi Endoscopy Center, L.L.P.	Ownership	100.000	UnitedHealth Group Incorporated		2
		.00000					CDC Holdings Colombia S.A.S.	.COL	NIA	Bordeaux UK Holdings II Limited	Ownership	100.000	UnitedHealth Group Incorporated		
		.00000	85-3910287				Cedar Park JV Partners, LLC	.TX	NIA	SCA Cedar Park Holdings, LLC	Ownership	43.700	UnitedHealth Group Incorporated		2
		.00000	27-2533497				Cedar Park Surgery Center, LLC	.TX	NIA	SCA Cedar Park Holdings, LLC	Ownership	72.686	UnitedHealth Group Incorporated		
		.00000	98-1111491				Cemed Care – Empresa de Atendimento Clínico Geral Ltda.	.BRA	NIA	Anil Assistência Médica Internacional S.A.	Ownership	100.000	UnitedHealth Group Incorporated		
		.00000	85-3324771				Center for Restorative Surgery at Maple Grove, LLC	.MN	NIA	SCA Maple Grove Holdings, LLC	Ownership	100.000	UnitedHealth Group Incorporated		2

SCHEDULE Y
PART 1A - DETAIL OF INSURANCE HOLDING COMPANY SYSTEM

1	2	3	4	5	6	7	8	9	10	11	12	13	14	15	16
Group Code	Group Name	NAIC Company Code	ID Number	Federal RSSD	CIK	Name of Securities Exchange if Publicly Traded (U.S. or International)	Names of Parent, Subsidiaries Or Affiliates	Domi-ciliary Location	Relation-ship to Reporting Entity	Directly Controlled by (Name of Entity/Person)	Type of Control (Ownership, Board, Management, Attorney-in-Fact, Influence, Other)	If Control is Owner-ship Provide Percen-tage	Ultimate Controlling Entity(ies)/Person(s)	Is an SCA Filing Re-quired? (Y/N)	*
		.00000	33-0483510				Centers for Family Medicine, GP	.CA	NIA	MH Physician Three Holdco, a Medical Corporation	Ownership	49.000	UnitedHealth Group Incorporated		1
		.00000	98-1448150				Central de Compras SpA	.CHL	NIA	Inversiones Clínicas Santa María S.A.	Ownership	100.000	UnitedHealth Group Incorporated		
		.00000	45-4131797				Central Indiana Care Organization, LLC	.IN	NIA	AHN Target Holdings, LLC	Ownership	100.000	UnitedHealth Group Incorporated		
		.00000	45-5600514				Central Ohio Care Organization, LLC	.OH	NIA	AHN Target Holdings, LLC	Ownership	100.000	UnitedHealth Group Incorporated		
		.00000					CentrifyHealth, LLC	.DE	NIA	UnitedHealth Group Incorporated	Ownership	100.000	UnitedHealth Group Incorporated		
		.00000					CentriHealth Corporation	.CAN	NIA	CentrifyHealth, LLC	Ownership	100.000	UnitedHealth Group Incorporated		
		.00000	98-1390073				CentriHealth UK Limited	.GBR	NIA	CentrifyHealth, LLC	Ownership	0.001	UnitedHealth Group Incorporated		
		.00000	98-1390073				CentriHealth UK Limited	.GBR	NIA	UnitedHealthcare International III S.á r.l.	Ownership	99.999	UnitedHealth Group Incorporated		
		.00000					Centro de Entrenamiento Capacitación en Reanimación y Prevención Limitada	.CHL	NIA	Clínica Dávila y Servicios Médicos S.A.	Ownership	99.000	UnitedHealth Group Incorporated		
		.00000					Centro de Entrenamiento Capacitación en Reanimación y Prevención Limitada	.CHL	NIA	Servicios Integrados de Salud Ltda.	Ownership	1.000	UnitedHealth Group Incorporated		
		.00000	98-1450490				Centro de Servicios Compartidos Banmédica SpA	.CHL	NIA	Inversiones Clínicas Santa María S.A.	Ownership	0.100	UnitedHealth Group Incorporated		
		.00000	98-1450490				Centro de Servicios Compartidos Banmédica SpA	.CHL	NIA	Banmédica S.A.	Ownership	99.900	UnitedHealth Group Incorporated		
		.00000					Centro Médico Hospitalar Pitangueiras Ltda.	.BRA	NIA	Esho – Empresa de Serviços Hospitalares S.A.	Ownership	100.000	UnitedHealth Group Incorporated		
		.00000					Centro Médico Hospitalar Pitangueiras Ltda.	.BRA	NIA	Hospital Alvorada de Taguatinga Ltda.	Ownership	0.000	UnitedHealth Group Incorporated		
		.00000	98-1457197				Centro Odontológico Americano S.A.C.	.PER	NIA	Pacifico S.A. Entidad Prestadora de Salud	Ownership	80.000	UnitedHealth Group Incorporated		
		.00000	98-1451635				Centromed Quilpué S.A.	.CHL	NIA	EPS	Ownership	93.450	UnitedHealth Group Incorporated		
		.00000					Centros Médicos y Dentales Multimed Ltda.	.CHL	NIA	Adminstradora Médica Centromed S.A.	Ownership	99.990	UnitedHealth Group Incorporated		
		.00000					Centros Médicos y Dentales Multimed Ltda.	.CHL	NIA	Omesa SpA	Ownership	0.010	UnitedHealth Group Incorporated		
.0707	UnitedHealth Group Incorporated	.42765	42-1194107				Centurion Casualty Company	.NE	.IA	Clínica Dávila y Servicios Médicos S.A.	Ownership	100.000	UnitedHealth Group Incorporated		
		.00000	46-1454664				Channel Islands Surgicenter Properties, LLC	.DE	NIA	Specialty Benefits, LLC	Ownership	62.743	UnitedHealth Group Incorporated		
		.00000	58-1709761				Charleston Surgery Center Limited Partnership	.SC	NIA	SCA Holding Company, Inc.	Ownership	22.632	UnitedHealth Group Incorporated		2
		.00000	82-3973199				Charleston Surgery Properties, LLC	.DE	NIA	SCA-Charleston, LLC	Ownership	50.852	UnitedHealth Group Incorporated		
		.00000	56-1449531				Charlotte Surgery Center, LLC	.NC	NIA	SCA-Charleston, LLC	Ownership	16.609	UnitedHealth Group Incorporated		2
		.00000	56-1449532				Charlotte Surgery Properties, LTD.	.NC	NIA	Charlotte-SC, LLC	Ownership	4.000	UnitedHealth Group Incorporated		2
		.00000	56-1449532				Charlotte Surgery Properties, LTD.	.NC	NIA	SC Affiliates, LLC	Ownership	14.000	UnitedHealth Group Incorporated		2
		.00000	62-1262567				Charlotte-SC, LLC	.DE	NIA	SCA-Mecklenburg Development Corp.	Ownership	100.000	UnitedHealth Group Incorporated		
		.00000	82-4075002				Chatham Orthopaedic ASC, LLC	.GA	NIA	SC Affiliates, LLC	Ownership	15.000	UnitedHealth Group Incorporated		2
		.00000	26-2389638				Childrens Surgery Center LLC	.FL	NIA	SCA-Chatham, LLC	Ownership	1.057	UnitedHealth Group Incorporated		
		.00000	26-2389638				Childrens Surgery Center LLC	.FL	NIA	SC Affiliates, LLC	Ownership	50.000	UnitedHealth Group Incorporated		
		.00000	98-1093539				ChinaGate (Hong Kong) Limited	.HKG	NIA	SCA-Central Florida, LLC	Ownership	100.000	UnitedHealth Group Incorporated		
		.00000	62-1510209				Citrus Regional Surgery Center, L.P.	.TN	NIA	Optum, Inc.	Ownership	57.000	UnitedHealth Group Incorporated		
		.00000	20-3742012				Cleburne Surgical Center, LLC	.TX	NIA	SCA-Citrus, Inc.	Ownership	51.000	UnitedHealth Group Incorporated		
		.00000	98-1459640				Clínica Alameda SpA	.CHL	NIA	Surgical Care Affiliates, LLC	Ownership	99.841	UnitedHealth Group Incorporated		
		.00000	98-1459640				Clínica Alameda SpA	.CHL	NIA	Vida Integra S.A.	Ownership	0.159	UnitedHealth Group Incorporated		
		.00000	98-1443171				Clínica Bio Bio S.A.	.CHL	NIA	Saden S.A.	Ownership	0.000	UnitedHealth Group Incorporated		
		.00000	98-1443171				Clínica Bio Bio S.A.	.CHL	NIA	Banmédica S.A.	Ownership	100.000	UnitedHealth Group Incorporated		
		.00000	98-1442191				Clínica Ciudad del Mar S.A.	.CHL	NIA	Inversiones Clínicas Santa María S.A.	Ownership	100.000	UnitedHealth Group Incorporated		
		.00000	98-1442191				Clínica Ciudad del Mar S.A.	.CHL	NIA	Inversiones Clínicas Santa María S.A.	Ownership	0.000	UnitedHealth Group Incorporated		
		.00000	98-1446132				Clínica Dávila y Servicios Médicos S.A.	.CHL	NIA	Banmédica S.A.	Ownership	0.009	UnitedHealth Group Incorporated		
		.00000	98-1446132				Clínica Dávila y Servicios Médicos S.A.	.CHL	NIA	Clínica Santa María S.A.	Ownership	99.991	UnitedHealth Group Incorporated		
		.00000					Clínica del Country S.A.	.COL	NIA	Banmédica S.A.	Ownership	50.000	UnitedHealth Group Incorporated		
		.00000					Clínica del Country S.A.	.COL	NIA	Banmédica Internacional SpA	Ownership	50.000	UnitedHealth Group Incorporated		
		.00000	98-1350667				Clínica Médico Cirúrgica de Santa Tecla, S.A.	.PRT	NIA	CDC Holdings Colombia S.A.S.	Ownership	100.000	UnitedHealth Group Incorporated		
		.00000					Clínica Portoazul S.A.	.COL	NIA	Lusiadas, SGPS, S.A.	Ownership	27.700	UnitedHealth Group Incorporated		2

SCHEDULE Y
PART 1A - DETAIL OF INSURANCE HOLDING COMPANY SYSTEM

1	2	3	4	5	6	7	8	9	10	11	12	13	14	15	16
Group Code	Group Name	NAIC Company Code	ID Number	Federal RSSD	CIK	Name of Securities Exchange if Publicly Traded (U.S. or International)	Names of Parent, Subsidiaries Or Affiliates	Domi-ciliary Location	Relation-ship to Reporting Entity	Directly Controlled by (Name of Entity/Person)	Type of Control (Ownership, Board, Management, Attorney-in-Fact, Influence, Other)	If Control is Owner-ship Provide Percen-tage	Ultimate Controlling Entity(ies)/Person(s)	Is an SCA Filing Re-quired? (Y/N)	*
		.00000	98-1462343				Clínica San Felipe S.A.	.PER	NIA	Pacífico S.A. Entidad Prestadora de Salud EPS	Ownership	93.740	UnitedHealth Group Incorporated		
		.00000	98-1455936				Clínica Sánchez Ferrer S.A.	.PER	NIA	Pacífico S.A. Entidad Prestadora de Salud EPS	Ownership	100.000	UnitedHealth Group Incorporated		
		.00000	98-1442754				Clínica Santa María S.A.	.CHL	NIA	Banmedica S.A.	Ownership	99.433	UnitedHealth Group Incorporated		
		.00000	98-1442745				Clínica Vespucio S.A.	.CHL	NIA	Inversiones Clínicas Santa María S.A.	Ownership	100.000	UnitedHealth Group Incorporated		
		.00000	98-1442745				Clínica Vespucio S.A.	.CHL	NIA	Banmedica S.A.	Ownership	0.000	UnitedHealth Group Incorporated		
		.00000	46-2879718				Clinical Partners of Colorado Springs, LLC	.CO	NIA	OptumCare Colorado, LLC	Ownership	50.000	UnitedHealth Group Incorporated		
		.00000	20-2236024				Clinton Partners, LLC	.MI	NIA	HFHS-SCA Holdings, LLC	Ownership	51.000	UnitedHealth Group Incorporated		2
		.00000	98-1350671				CLISA – Clínica de Santo Antônio, S.A.	.PRT	NIA	Lusíadas, SGPS, S.A.	Ownership	100.000	UnitedHealth Group Incorporated		
							CMO – Centro Médico de Oftalmologia S/S Ltda.								
		.00000	98-1337968				CMO – Centro Médico de Oftalmologia S/S Ltda.	.BRA	NIA	Hospital Alvorada de Taguatinga Ltda.	Ownership	99.000	UnitedHealth Group Incorporated		
		.00000	98-1337968				CMO – Centro Médico de Oftalmologia S/S Ltda.	.BRA	NIA	Lotten-Eyes Oftalmologia Clinica e Cirurgica Ltda.	Ownership	1.000	UnitedHealth Group Incorporated		
		.00000	98-1277015				CMS – Central de Manipulação e Serviços Farmacêuticos S.A.	.BRA	NIA	Esho – Empresa de Serviços Hospitalares S.A.	Ownership	0.010	UnitedHealth Group Incorporated		
		.00000	98-1277015				CMS – Central de Manipulação e Serviços Farmacêuticos S.A.	.BRA	NIA	COI – Clínicas Oncológicas Integradas S.A.	Ownership	99.990	UnitedHealth Group Incorporated		
		.00000	56-2674371				Coachella Valley Physicians of PrimeCare, Inc.	.CA	NIA	PrimeCare of Riverside, Inc.	Ownership	100.000	UnitedHealth Group Incorporated		
		.00000	27-1193028				Coalition for Advanced Pharmacy Services, Inc.	.DE	NIA	OptumRx Home Delivery of Ohio, LLC	Ownership	0.116	UnitedHealth Group Incorporated		
		.00000	27-1193028				Coalition for Advanced Pharmacy Services, Inc.	.DE	NIA	OptumRx PBM of Maryland, LLC	Ownership	5.341	UnitedHealth Group Incorporated		
		.00000	27-1193028				Coalition for Advanced Pharmacy Services, Inc.	.DE	NIA	OptumRx Health Solutions, LLC	Ownership	93.266	UnitedHealth Group Incorporated		
		.00000	27-1193028				Coalition for Advanced Pharmacy Services, Inc.	.DE	NIA	Optum Hospice Pharmacy Services, LLC	Ownership	1.277	UnitedHealth Group Incorporated		
		.00000	33-0714414				Coastal Physicians Management, Inc.	.CA	NIA	OptumCare Management, LLC	Ownership	100.000	UnitedHealth Group Incorporated		
										Esho – Empresa de Serviços Hospitalares S.A.	Ownership	100.000	UnitedHealth Group Incorporated		
		.00000	98-1276040				COI – Clínicas Oncológicas Integradas S.A.	.BRA	NIA	OptumHealth Holdings, LLC	Ownership	100.000	UnitedHealth Group Incorporated		
		.00000	27-2337616				Collaborative Care Holdings, LLC	.DE	NIA	Collaborative Care Holdings, LLC	Ownership	100.000	UnitedHealth Group Incorporated		
		.00000	27-2337487				Collaborative Care Services, Inc.	.DE	NIA	Collaborative Care Holdings, LLC	Ownership	100.000	UnitedHealth Group Incorporated		
		.00000	45-2614005				Collaborative Realty, LLC	.NY	NIA	Collaborative Care Holdings, LLC	Ownership	100.000	UnitedHealth Group Incorporated		
		.00000					Colmedica Medicina Prepagada S.A.	.COL	NIA	Constructora Inmobiliaria Magapoq S.A.	Ownership	0.000	UnitedHealth Group Incorporated		
		.00000					Colmedica Medicina Prepagada S.A.	.COL	NIA	Banmedica S.A.	Ownership	76.270	UnitedHealth Group Incorporated		
		.00000	83-1529015				Colonial Outpatient Surgery Center, LLC	.FL	NIA	SCA-Colonial Partners, LLC	Ownership	53.000	UnitedHealth Group Incorporated		
							Colorado Innovative Physician Solutions, Inc.								
		.00000	37-1636677					.CO	NIA	OptumCare Colorado, LLC	Ownership	100.000	UnitedHealth Group Incorporated		
		.00000	84-1160450				Colorado Springs Surgery Center, Ltd.	.CO	NIA	SCA-Colorado Springs, LLC	Ownership	95.000	UnitedHealth Group Incorporated		
		.00000	11-3647007				Comfort Care Transportation, LLC	.TX	NIA	WellMed Medical Management, Inc.	Ownership	100.000	UnitedHealth Group Incorporated		
		.00000	46-3772241				Comfort Infusion, Inc.	.AL	NIA	Diplomat Pharmacy, Inc.	Ownership	100.000	UnitedHealth Group Incorporated		
							Connecticut Surgery Center, Limited Partnership	.CT	NIA	Surgical Care Affiliates, LLC	Ownership	1.500	UnitedHealth Group Incorporated		
		.00000	06-1592173				Connecticut Surgery Center, Limited Partnership	.CT	NIA	Connecticut Surgical Center, LLC	Ownership	51.000	UnitedHealth Group Incorporated		
		.00000	26-1313646				Connecticut Surgery Properties, LLC	.DE	NIA	SC Affiliates, LLC	Ownership	100.000	UnitedHealth Group Incorporated		
		.00000	06-1156342				Connecticut Surgical Center, LLC	.DE	NIA	Surgical Care Affiliates, LLC	Ownership	65.196	UnitedHealth Group Incorporated		
		.00000	46-0891463				ConnectYourCare, Inc.	.DE	NIA	OptumHealth Financial Services, Inc.	Ownership	100.000	UnitedHealth Group Incorporated		
		.00000	26-1274092				ConnectYourCare, LLC	.MD	NIA	ConnectYourCare, Inc.	Ownership	100.000	UnitedHealth Group Incorporated		
		.00000	98-1448720				Constructora Inmobiliaria Magapoq S.A.	.CHL	NIA	Banmedica S.A.	Ownership	99.900	UnitedHealth Group Incorporated		
		.00000	98-1448720				Constructora Inmobiliaria Magapoq S.A.	.CHL	NIA	Inmobiliaria Apoquindo 3600 Ltda.	Ownership	0.100	UnitedHealth Group Incorporated		
		.00000	20-0231080				Consumer Wellness Solutions, Inc.	.DE	NIA	Optum Services, Inc.	Ownership	100.000	UnitedHealth Group Incorporated		
		.00000	83-2599969				Cornell Surgicenter, LLC	.OR	NIA	Providence & SCA Off-Campus Holdings, LLC	Ownership	58.344	UnitedHealth Group Incorporated		2

SCHEDULE Y
PART 1A - DETAIL OF INSURANCE HOLDING COMPANY SYSTEM

1	2	3	4	5	6	7	8	9	10	11	12	13	14	15	16
Group Code	Group Name	NAIC Company Code	ID Number	Federal RSSD	CIK	Name of Securities Exchange if Publicly Traded (U.S. or International)	Names of Parent, Subsidiaries Or Affiliates	Domi-ciliary Location	Relation-ship to Reporting Entity	Directly Controlled by (Name of Entity/Person)	Type of Control (Ownership, Board, Management, Attorney-in-Fact, Influence, Other)	If Control is Owner-ship Provide Per-centage	Ultimate Controlling Entity(ies)/Person(s)	Is an SCA Filing Re-quired? (Y/N)	*
0707	UnitedHealth Group Incorporated	.00000	20-2595593				Corpus Christi Endoscopy Center, L.L.P.	TX	NIA	SCA Pacific Holdings, Inc.	Ownership.....	18.500	UnitedHealth Group Incorporated		2
		.00000					Country Scan Ltda.COL	NIA	Patrimonio Autónomo Nueva Clínica	Ownership.....	51.800	UnitedHealth Group Incorporated		
		.00000	52-2176762				Curaspan Health Group, Inc.DE	NIA	naviHealth, Inc.	Ownership.....	100.000	UnitedHealth Group Incorporated		
		.00000	26-0080565				Cypress Care, Inc.DE	NIA	Healthcare Solutions, Inc.	Ownership.....	100.000	UnitedHealth Group Incorporated		
		.00000	63-1263704				Danbury Surgical Center, L.P.GA	NIA	SunSurgery, LLC	Ownership.....	1.094	UnitedHealth Group Incorporated		
		.00000	63-1263704				Danbury Surgical Center, L.P.GA	NIA	SCA Danbury Surgical Center, LLC	Ownership.....	50.419	UnitedHealth Group Incorporated		
		.00000	81-5101448				David Moen, M.D. P.C.NY	NIA	Physician(s) Owned	Influence.....	0.000	UnitedHealth Group Incorporated		1
		.00000	45-2380022				David R. Ferrell, M.D., P.C.NV	NIA	Physician(s) Owned	Influence.....	0.000	UnitedHealth Group Incorporated		1
		.00000	11-2811353				Day-OP Center Of Long Island Inc.NY	NIA	Physician(s) Owned	Influence.....	0.000	UnitedHealth Group Incorporated		1
		.00000	75-2790863				Day-Op Surgery Consulting Company, LLCDE	NIA	ProHEALTH Medical Management, LLC	Ownership.....	100.000	UnitedHealth Group Incorporated		
		.00000	52-1811176				DBP Services of New York IPA, Inc.NY	NIA	Dental Benefit Providers, Inc.	Ownership.....	100.000	UnitedHealth Group Incorporated		
							Dental Benefit Providers of California, Inc.								
		.00000	52-1452809					.CA	.IA	Dental Benefit Providers, Inc.	Ownership.....	100.000	UnitedHealth Group Incorporated		
		.52053	36-4008355				Dental Benefit Providers of Illinois, Inc.IL	.IA	Dental Benefit Providers, Inc.	Ownership.....	100.000	UnitedHealth Group Incorporated		
		.00000	41-2014834				Dental Benefit Providers, Inc.DE	NIA	United HealthCare Services, Inc.	Ownership.....	100.000	UnitedHealth Group Incorporated		
		.00000					Denton Endoscopy Surgery Center, LLCTX	NIA	Surgical Care Affiliates, LLC	Influence.....	1.000	UnitedHealth Group Incorporated		
		.00000	47-0926556				Denton Surgery Center, LLCTX	NIA	Surgical Care Affiliates, LLC	Influence.....	64.000	UnitedHealth Group Incorporated		
		.00000	82-1436601				Derry Surgical Center, LLCNH	NIA	SCA-Derry, LLC	Ownership.....	70.000	UnitedHealth Group Incorporated		
		.00000	98-1460401				Diagnóstico Ecotomográfico Centromed Ltda.CHL	NIA	Administradora Médica Centromed S.A.	Ownership.....	50.000	UnitedHealth Group Incorporated		
		.00000	98-1460347				Diasnóstico por Imágenes Centromed Ltda.CHL	NIA	Centromed Quilpué S.A.	Ownership.....	6.660	UnitedHealth Group Incorporated		
		.00000	98-1460347				Diasnóstico por Imágenes Centromed Ltda.CHL	NIA	Administradora Médica Centromed S.A.	Ownership.....	93.340	UnitedHealth Group Incorporated		
		.00000	33-0292435				Digestive Disease Center, L.P.CA	NIA	Beach Surgical Holdings LLC	Ownership.....	51.000	UnitedHealth Group Incorporated		2
										Esho – Empresa de Serviços Hospitalares S.A.					
		.00000	98-1285762				Dilab Medicina Nuclear Ltda.BRA	NIA		Ownership.....	95.000	UnitedHealth Group Incorporated		
		.00000	27-4022876				Diplomat Blocker, Inc.DE	NIA	Diplomat Pharmacy, Inc.	Ownership.....	100.000	UnitedHealth Group Incorporated		
		.00000	38-3453193				Diplomat Corporate Properties, LLCMI	NIA	Diplomat Pharmacy, Inc.	Ownership.....	100.000	UnitedHealth Group Incorporated		
		.00000	38-2063100				Diplomat Pharmacy, Inc.MI	NIA	OptumRx Holdings, LLC	Ownership.....	100.000	UnitedHealth Group Incorporated		
							Diplomat Specialty Pharmacy Great Lakes Distribution Center, LLCMI	NIA	Diplomat Pharmacy, Inc.	Ownership.....	100.000	UnitedHealth Group Incorporated		
							Diplomat Specialty Pharmacy of Boothwyn, LLC			Diplomat Specialty Pharmacy of Philadelphia, LLC					
		.00000	46-1891272					.PA	NIA		Ownership.....	100.000	UnitedHealth Group Incorporated		
		.00000	20-3855530				Diplomat Specialty Pharmacy of Chicago, LLCMI	NIA	Diplomat Pharmacy, Inc.	Ownership.....	100.000	UnitedHealth Group Incorporated		
							Diplomat Specialty Pharmacy of Ft. Lauderdale, LLCMI	NIA	Diplomat Pharmacy, Inc.	Ownership.....	100.000	UnitedHealth Group Incorporated		
		.00000	26-0146551				Diplomat Specialty Pharmacy of Los Angeles County, LLCCA	NIA	Diplomat Pharmacy, Inc.	Ownership.....	100.000	UnitedHealth Group Incorporated		
							Diplomat Specialty Pharmacy of Philadelphia, LLC								
		.00000	23-3102454					.PA	NIA	Diplomat Pharmacy, Inc.	Ownership.....	100.000	UnitedHealth Group Incorporated		
		.00000	83-1252892				Diplomat Specialty Pharmacy of Phoenix, LLCMI	NIA	Diplomat Pharmacy, Inc.	Ownership.....	100.000	UnitedHealth Group Incorporated		
		.00000	30-0238641				Distance Learning Network, Inc.DE	NIA	OptumHealth Holdings, LLC	Ownership.....	100.000	UnitedHealth Group Incorporated		
		.00000	47-2415159				divvyMED, LLCDE	NIA	Penzo Enterprises, LLC	Ownership.....	100.000	UnitedHealth Group Incorporated		
										Pacifico S.A. Entidad Prestadora de Salud EPS					
		.00000					Doctor + S.A.C.PER	NIA		Ownership.....	100.000	UnitedHealth Group Incorporated		
		.00000	82-5264853				Dry Creek Surgery Center, LLCCO	NIA	SCA-Dry Creek, LLC	Ownership.....	58.627	UnitedHealth Group Incorporated		
		.00000	27-2176462				DSP Flint Real Estate, LLCMI	NIA	Diplomat Pharmacy, Inc.	Ownership.....	100.000	UnitedHealth Group Incorporated		
		.00000	27-2499399				DSP-Building C, LLCMI	NIA	Diplomat Pharmacy, Inc.	Ownership.....	100.000	UnitedHealth Group Incorporated		
		.00000	82-5181311				DTC Surgery Center, LLCCO	NIA	SCA-Denver Physicians Holdings, LLC	Ownership.....	100.000	UnitedHealth Group Incorporated		
		.00000	27-2103713				Dublin Surgery Center, LLCOH	NIA	SCA-Dublin, LLC	Ownership.....	62.963	UnitedHealth Group Incorporated		
		.00000					Duncan Printing Services LLCSC	NIA	UnitedHealthcare Insurance Company	Ownership.....	100.000	UnitedHealth Group Incorporated		
		.00000	04-3106404				Durable Medical Equipment, Inc.MA	NIA	Reliant Medical Group, Inc.	Ownership.....	95.000	UnitedHealth Group Incorporated		1
		.00000	59-3625966				DWIC of Tampa Bay, Inc.FL	NIA	MedExpress Development, LLC	Ownership.....	100.000	UnitedHealth Group Incorporated		
		.00000	59-3705426				E Street Endoscopy, LLCFL	NIA	West Coast Endoscopy Holdings, LLC	Ownership.....	51.000	UnitedHealth Group Incorporated		
		.00000	95-4660712				Ear Professionals International CorporationDE	NIA	Specialty Benefits, LLC	Ownership.....	100.000	UnitedHealth Group Incorporated		
		.00000	02-0593133				East Brunswick Surgery Center, LLCNJ	NIA	ASC Holdings of New Jersey, LLC	Ownership.....	51.000	UnitedHealth Group Incorporated		

SCHEDULE Y
PART 1A - DETAIL OF INSURANCE HOLDING COMPANY SYSTEM

1	2	3	4	5	6	7	8	9	10	11	12	13	14	15	16
Group Code	Group Name	NAIC Company Code	ID Number	Federal RSSD	CIK	Name of Securities Exchange if Publicly Traded (U.S. or International)	Names of Parent, Subsidiaries Or Affiliates	Domi-ciliary Location	Relation-ship to Reporting Entity	Directly Controlled by (Name of Entity/Person)	Type of Control (Ownership, Board, Management, Attorney-in-Fact, Influence, Other)	If Control is Owner-ship Provide Percen-tage	Ultimate Controlling Entity(ies)/Person(s)	Is an SCA Filing Re-quired? (Y/N)	*
0707	UnitedHealth Group Incorporated	.00000	71-0923682				eCode Solutions, LLC	.DE	.NIA	Surgical Care Affiliates, LLC	Ownership	100.000	UnitedHealth Group Incorporated		
		.00000	84-1162764				Electronic Network Systems, Inc.	.DE	.NIA	Optum360 Solutions, LLC	Ownership	100.000	UnitedHealth Group Incorporated		
		.00000	98-1339173				Elual Participações S.A.	.BRA	.NIA	Esho – Empresa de Serviços Hospitalares S.A.	Ownership	39.996	UnitedHealth Group Incorporated		
		.00000	98-1339173				Elual Participações S.A.	.BRA	.NIA	Anil Assistência Médica Internacional S.A.	Ownership	60.004	UnitedHealth Group Incorporated		
		.00000					EM Orange Tree LLC	.CA	.NIA	EPIC Management Services, LLC	Ownership	100.000	UnitedHealth Group Incorporated		
		.00000	26-2195068				Empire Physician Management Company, LLC	.CA	.NIA	North American Medical Management California, Inc.	Ownership	100.000	UnitedHealth Group Incorporated		
		.00000	33-0181426				Empire Physicians' Medical Group, Inc.	.CA	.NIA	NAMM Medical Group Holdings, Inc.	Ownership	100.000	UnitedHealth Group Incorporated		1
		.00000	26-4682368				Employers' Health Choice PPO, Inc.	.AR	.NIA	HealthScope Benefits, Inc.	Ownership	50.000	UnitedHealth Group Incorporated		
		.00000					Empremédica S. A.	.PER	.NIA	Banmedica S.A.	Ownership	100.000	UnitedHealth Group Incorporated		
		.00000	77-0317478				Endoscopy Center Affiliates, Inc.	.DE	.NIA	National Surgery Centers, LLC	Ownership	100.000	UnitedHealth Group Incorporated		
		.89087	75-1617708				Enterprise Life Insurance Company	.TX	.IA	Freedom Life Insurance Company of America	Ownership	100.000	UnitedHealth Group Incorporated		
		.00000					EP Campus I, LLC	.DE	.NIA	UnitedHealthcare Insurance Company	Ownership	100.000	UnitedHealth Group Incorporated		
		.00000	27-2767291				EPIC Health Plan	.CA	.NIA	EPIC Management Services, LLC	Ownership	100.000	UnitedHealth Group Incorporated		
		.00000	33-0654147				EPIC Management Services, LLC	.DE	.NIA	Collaborative Care Holdings, LLC	Ownership	100.000	UnitedHealth Group Incorporated		
		.00000	81-0732646				Equian Parent Corp.	.DE	.NIA	OptumInsight, Inc.	Ownership	100.000	UnitedHealth Group Incorporated		
		.00000	27-0083277				Equian, LLC	.IN	.NIA	Equian Parent Corp.	Ownership	100.000	UnitedHealth Group Incorporated		
		.00000					Esho – Empresa de Serviços Hospitalares S.A.	.BRA	.NIA	Anil Assistência Médica Internacional S.A.	Ownership	99.700	UnitedHealth Group Incorporated		
		.00000					Etho – Empresa de Tecnologia Hospitalar Ltda.	.BRA	.NIA	Anil Assistência Médica Internacional S.A.	Ownership	90.062	UnitedHealth Group Incorporated		
		.00000	98-1122399				Everett MSO, Inc.	.WA	.NIA	OptumCare Holdings, LLC	Ownership	100.000	UnitedHealth Group Incorporated		
		.00000	81-1070402				Everett Physicians, Inc. P.S.	.WA	.NIA	Physician(s) Owned	Influence	0.000	UnitedHealth Group Incorporated		1
		.00000	20-0087132				Excelsior Insurance Brokerage, Inc.	.DE	.NIA	HealthMarkets Insurance Agency, Inc.	Ownership	100.000	UnitedHealth Group Incorporated		
		.00000	11-3669765				Executive Health Resources, Inc.	.PA	.NIA	Optum360 Solutions, LLC	Ownership	100.000	UnitedHealth Group Incorporated		
		.00000	30-0701899				Executive Surgery Center, L.L.C.	.TX	.NIA	SCA-Houston Executive, LLC	Ownership	56.966	UnitedHealth Group Incorporated		
		.00000	98-1259260				Exploration for Mine Clearance LLC	.IRQ	.NIA	UnitedHealthcare Global Medical (UK) Limited	Ownership	100.000	UnitedHealth Group Incorporated		
		.00000					Eye Clinic Oftalmologia Clínico Cirúrgica e Diagnóstico Ltda.	.BRA	.NIA	Hospital Alvorada de Taguatinga Ltda.	Ownership	100.000	UnitedHealth Group Incorporated		
		.00000	88-0223385				Family Health Care Services	.NV	.NIA	Sierra Health Services, Inc.	Ownership	100.000	UnitedHealth Group Incorporated		
		.00000	88-0257036				Family Home Hospice, Inc.	.NV	.NIA	Sierra Health Services, Inc.	Ownership	100.000	UnitedHealth Group Incorporated		
		.00000	85-2966587				First Family Insurance, LLC	.DE	.NIA	Golden Rule Financial Corporation	Ownership	100.000	UnitedHealth Group Incorporated		
		.00000	47-2066485				First Hill Surgery Center, LLC	.WA	.NIA	Physician(s) Owned	Influence	0.000	UnitedHealth Group Incorporated		1
		.00000	62-1551098				Florence Surgery Center, L.P.	.TN	.NIA	SCA-Florence, LLC	Ownership	20.000	UnitedHealth Group Incorporated		2
		.00000	35-2456267				FMG Holdings, LLC	.DE	.NIA	Hygeia Corporation	Ownership	1.296	UnitedHealth Group Incorporated		
		.00000	35-2456267				FMG Holdings, LLC	.DE	.NIA	UnitedHealth Group Incorporated	Ownership	98.704	UnitedHealth Group Incorporated		
		.00000	11-2142060				Focus Rx Inc.	.NY	.NIA	Diplomat Pharmacy, Inc.	Ownership	100.000	UnitedHealth Group Incorporated		
		.00000	46-3275933				Focus Rx Pharmacy Services Inc.	.NY	.NIA	Diplomat Pharmacy, Inc.	Ownership	100.000	UnitedHealth Group Incorporated		
		.00000	86-0908902				For Health of Arizona, Inc.	.AZ	.NIA	For Health, Inc.	Ownership	100.000	UnitedHealth Group Incorporated		
		.00000	33-0766617				For Health, Inc.	.DE	.NIA	Inspiris, Inc.	Ownership	100.000	UnitedHealth Group Incorporated		
		.00000	77-0368346				Fort Worth Endoscopy Centers, LLC	.TX	.NIA	Surgical Care Affiliates, LLC	Influence	51.000	UnitedHealth Group Incorporated		
		.00000	86-0901608				Fortified Provider Network, Inc.	.AZ	.NIA	Equian Parent Corp.	Ownership	100.000	UnitedHealth Group Incorporated		
		.00000					Fortify Technologies Asia, LLC	.PHL	.NIA	Optum Labs, LLC	Ownership	99.990	UnitedHealth Group Incorporated		
		.00000	27-0695411				Fortify Technologies, LLC	.MN	.NIA	Optum Labs, LLC	Ownership	100.000	UnitedHealth Group Incorporated		
		.00000	75-2193766				Foundation Financial Services, Inc.	.NV	.NIA	USHEALTH Group, Inc.	Ownership	100.000	UnitedHealth Group Incorporated		
		.00000	20-4647560				Foundation Surgery Affiliate General of Huntingdon Valley, LLC	.OK	.NIA	Virtua-SCA Holdings II, LLC	Ownership	55.000	UnitedHealth Group Incorporated		2
		.00000	68-0499495				Foundation Surgery Affiliate of Huntingdon Valley, L.P.	.OK	.NIA	Virtua-SCA Holdings II, LLC	Ownership	54.450	UnitedHealth Group Incorporated		2
		.00000	20-3412606				Franklin Surgical Center LLC	.NJ	.NIA	SCA-Franklin, LLC	Ownership	51.626	UnitedHealth Group Incorporated		
		.62324	61-1096685				Freedom Life Insurance Company of America	.TX	.IA	USHEALTH Group, Inc.	Ownership	100.000	UnitedHealth Group Incorporated		

SCHEDULE Y
PART 1A - DETAIL OF INSURANCE HOLDING COMPANY SYSTEM

1	2	3	4	5	6	7	8	9	10	11	12	13	14	15	16
Group Code	Group Name	NAIC Company Code	ID Number	Federal RSSD	CIK	Name of Securities Exchange if Publicly Traded (U.S. or International)	Names of Parent, Subsidiaries Or Affiliates	Domi-ciliary Location	Relation-ship to Reporting Entity	Directly Controlled by (Name of Entity/Person)	Type of Control (Ownership, Board, Management, Attorney-in-Fact, Influence, Other)	If Control is Owner-ship Provide Percen-tage	Ultimate Controlling Entity(ies)/Person(s)	Is an SCA Filing Re-quired? (Y/N)	*
		.00000	82-3453993				Freeway Surgicenter of Houston, LLC	TX	NIA	SCA-Freeway Holdings, LLC	Ownership	59.322	UnitedHealth Group Incorporated		
		.00000	98-1172769				Frontier Medex Tanzania Limited	TZA	NIA	UnitedHealthcare Global Medical (UK) Limited	Ownership	99.000	UnitedHealth Group Incorporated		
		.00000	68-0679514				FrontierMEDEX (RMS), Inc.	DE	NIA	FMG Holdings, LLC	Ownership	100.000	UnitedHealth Group Incorporated		
		.00000	45-5339512				FrontierMEDEX Government Services, LLC	DE	NIA	FMG Holdings, LLC	Ownership	100.000	UnitedHealth Group Incorporated		
		.00000	98-1147103				FrontierMEDEX Kenya Limited	KEN	NIA	UnitedHealthcare Global Medical (UK) Limited	Ownership	99.900	UnitedHealth Group Incorporated		
		.00000	98-1147103				FrontierMEDEX Kenya Limited	KEN	NIA	UnitedHealthcare International I B.V.	Ownership	0.100	UnitedHealth Group Incorporated		
		.00000	98-1101521				FrontierMEDEX Limited	IRQ	NIA	UnitedHealthcare Global Medical (UK) Limited	Ownership	100.000	UnitedHealth Group Incorporated		
		.00000	33-1219808				FrontierMEDEX US, Inc.	DE	NIA	UnitedHealth Group Incorporated	Ownership	75.387	UnitedHealth Group Incorporated		
		.00000	33-1219808				FrontierMEDEX US, Inc.	DE	NIA	FMG Holdings, LLC	Ownership	24.613	UnitedHealth Group Incorporated		
		.00000	52-2230470				FrontierMEDEX, Inc.	MN	NIA	FrontierMEDEX US, Inc.	Ownership	100.000	UnitedHealth Group Incorporated		
		.00000					Fundación Bannédica	CHL	NIA	Bannédica S.A.	Ownership	100.000	UnitedHealth Group Incorporated		
		.00000	63-0833765				Gadsden Surgery Center, LLC	DE	NIA	SC Affiliates, LLC	Ownership	100.000	UnitedHealth Group Incorporated		
		.00000	62-1488653				Gadsden Surgery Center, Ltd.	AL	NIA	Gadsden Surgery Center, LLC	Ownership	58.500	UnitedHealth Group Incorporated		
		.00000	27-0556097				Genoa Healthcare LLC	PA	NIA	Specialized Pharmaceuticals, Inc.	Ownership	100.000	UnitedHealth Group Incorporated		
		.00000	47-3851949				Genoa Healthcare, Inc.	DE	NIA	OptumRx Holdings, LLC	Ownership	100.000	UnitedHealth Group Incorporated		
		.00000	20-5009764				Genoa of Arkansas, LLC	AR	NIA	Genoa Healthcare LLC	Ownership	100.000	UnitedHealth Group Incorporated		
		.00000					Genoa Technology (Canada) Inc.	CAN	NIA	Genoa Technology, Inc.	Ownership	100.000	UnitedHealth Group Incorporated		
		.00000	38-4034308				Genoa Technology, Inc.	DE	NIA	Genoa Healthcare LLC	Ownership	100.000	UnitedHealth Group Incorporated		
		.00000	45-3010132				Genoa Telepsychiatry, Inc.	DE	NIA	Genoa Healthcare LLC	Ownership	100.000	UnitedHealth Group Incorporated		
		.00000	81-4703295				Genoa, QoL Wholesale, LLC	DE	NIA	Genoa Healthcare LLC	Ownership	100.000	UnitedHealth Group Incorporated		
		.00000	37-0920164				getthealthinsurance.com Agency Inc.	IN	NIA	Golden Rule Financial Corporation	Ownership	100.000	UnitedHealth Group Incorporated		
		.00000	65-1025514				Gladiolus Surgery Center, L.L.C.	FL	NIA	SCA-Gladiolus, LLC	Ownership	49.827	UnitedHealth Group Incorporated		2
		.00000	47-3495605				GLBESC, LLC	DE	NIA	Beach Surgical Holdings LLC	Ownership	51.282	UnitedHealth Group Incorporated		2
		.00000	33-0595220				Glenwood Surgical Center, L.P.	CA	NIA	SCA-Glenwood Holdings, LLC	Ownership	56.730	UnitedHealth Group Incorporated		
		.00000	62-1601450				Glenwood-SC, Inc.	TN	NIA	SC Affiliates, LLC	Ownership	100.000	UnitedHealth Group Incorporated		
		.00000	20-3420886				Golden Outlook, Inc.	CA	NIA	Golden Rule Financial Corporation	Ownership	100.000	UnitedHealth Group Incorporated		
		.00000	37-0855360				Golden Rule Financial Corporation	DE	NIA	UnitedHealth Group Incorporated	Ownership	100.000	UnitedHealth Group Incorporated		
.0707	UnitedHealth Group Incorporated	.62286	37-6028756	3057283			Golden Rule Insurance Company	IN	IA	Golden Rule Financial Corporation	Ownership	100.000	UnitedHealth Group Incorporated		
		.00000	33-0529450				Golden Triangle Surgicenter, L.P.	CA	NIA	Surgery Centers-West Holdings, LLC	Ownership	54.000	UnitedHealth Group Incorporated		
		.00000	52-1597483				Grandview Surgery Center, LTD.	PA	NIA	Camp Hill Ambulatory Centers	Ownership	41.993	UnitedHealth Group Incorporated		2
		.00000	93-1237063				Grants Pass Surgery Center, LLC	OR	NIA	SCA-Grants Pass, LLC	Ownership	51.000	UnitedHealth Group Incorporated		
		.00000					Grapevine Finance LLC	DE	NIA	HealthMarkets, LLC	Ownership	100.000	UnitedHealth Group Incorporated		
		.00000	27-2337725				Greater Phoenix Collaborative Care, P.C.	AZ	NIA	Collaborative Care Holdings, LLC	Ownership	100.000	UnitedHealth Group Incorporated		1
		.00000	36-4053840				Greensboro Specialty Surgery Center, LLC	NC	NIA	NSC Greensboro West, LLC	Ownership	50.100	UnitedHealth Group Incorporated		2
		.00000	74-2411643				Greenville Surgery Center, LLC	TX	NIA	Surgical Care Affiliates, LLC	Influence	57.500	UnitedHealth Group Incorporated		
		.00000	85-3346468				Greenway Surgical Suites, LLC	MN	NIA	SCA Greenway Holdings, LLC	Ownership	100.000	UnitedHealth Group Incorporated		2
		.00000	33-0749339				Grossmont Surgery Center, L.P.	CA	NIA	SunSurgery, LLC	Ownership	1.000	UnitedHealth Group Incorporated		2
		.00000	33-0749339				Grossmont Surgery Center, L.P.	CA	NIA	Medical Surgical Centers of America, Inc.	Ownership	33.645	UnitedHealth Group Incorporated		2
		.00000	01-0619096				Grove Place Surgery Center, L.L.C.	FL	NIA	SCA-Grove Place, LLC	Ownership	70.715	UnitedHealth Group Incorporated		
		.00000	26-1227494				H.I. Investments Holding Company, LLC	DE	NIA	Health Inventures, LLC	Ownership	100.000	UnitedHealth Group Incorporated		
		.00000	98-0213198				H&W Indemnity (SPC), Ltd.	CYM	NIA	UnitedHealth Group Incorporated	Ownership	100.000	UnitedHealth Group Incorporated		
.0707	UnitedHealth Group Incorporated	.79480	35-1279304				Harken Health Insurance Company	WI	IA	UnitedHealthcare, Inc.	Ownership	100.000	UnitedHealth Group Incorporated		
		.00000	58-2065044				Hawthorn Place Outpatient Surgery Center, L.P.	GA	NIA	SHC Hawthorn, Inc.	Ownership	38.000	UnitedHealth Group Incorporated		2
		.00000	85-2037257				Hays JV Partners, LLC	TX	NIA	SCA Hays Holdings, LLC	Ownership	31.373	UnitedHealth Group Incorporated		2
		.00000	27-4579547				Hays Surgery Center, LLC	TX	NIA	SCA Hays Holdings, LLC	Ownership	9.000	UnitedHealth Group Incorporated		
		.00000	27-4579547				Hays Surgery Center, LLC	TX	NIA	Hays JV Partners, LLC	Ownership	51.000	UnitedHealth Group Incorporated		
		.00000					hCentive Technology India Private Limited	IND	NIA	hCentive, Inc.	Ownership	99.990	UnitedHealth Group Incorporated		
		.00000					HCentive Technology India Private Limited	IND	NIA	UnitedHealth International, Inc.	Ownership	0.010	UnitedHealth Group Incorporated		
		.00000	27-0549481				hCentive, Inc.	DE	NIA	Optum Government Solutions, Inc.	Ownership	100.000	UnitedHealth Group Incorporated		
		.00000	45-3007213				HCP ACO California, LLC	CA	NIA	OptumCare Management, LLC	Ownership	100.000	UnitedHealth Group Incorporated		

SCHEDULE Y
PART 1A - DETAIL OF INSURANCE HOLDING COMPANY SYSTEM

1	2	3	4	5	6	7	8	9	10	11	12	13	14	15	16
Group Code	Group Name	NAIC Company Code	ID Number	Federal RSSD	CIK	Name of Securities Exchange if Publicly Traded (U.S. or International)	Names of Parent, Subsidiaries Or Affiliates	Domi-ciliary Location	Relation-ship to Reporting Entity	Directly Controlled by (Name of Entity/Person)	Type of Control (Ownership, Board, Management, Attorney-in-Fact, Influence, Other)	If Control is Ownership Provide Percen-tage	Ultimate Controlling Entity(ies)/Person(s)	Is an SCA Filing Re-quired? (Y/N)	*
0707	UnitedHealth Group Incorporated	00000	33-0673883				Health Care-ONE Insurance Agency, Inc.	CA	NIA	USHEALTH Career Agency, Inc.	Ownership	50.000	UnitedHealth Group Incorporated		
		00000	20-5944768				Health Inventures Employment Solutions, LLC	DE	NIA	Health Inventures, LLC	Ownership	100.000	UnitedHealth Group Incorporated		
		00000	04-3723090				Health Inventures, LLC	DE	NIA	SC Affiliates, LLC	Ownership	100.000	UnitedHealth Group Incorporated		
		96342	88-0201035				Health Plan of Nevada, Inc.	NV	IA	Sierra Health Services, Inc.	Ownership	100.000	UnitedHealth Group Incorporated		
							HealthCare Partners Affiliates Medical Group			HealthCare Partners Associates Medical Group, P.C.	Ownership	100.000	UnitedHealth Group Incorporated		1
		00000	95-4526112				HealthCare Partners ASC-HB, LLC	CA	NIA	Talbert Medical Group, P.C.	Ownership	100.000	UnitedHealth Group Incorporated		1
		00000	26-4247365							HealthCare Partners Associates Medical Group, P.C.	Ownership	1.000	UnitedHealth Group Incorporated		
		00000	95-4628842				HealthCare Partners ASC-LB, LLC	CA	NIA	OptumCare Management, LLC	Ownership	99.000	UnitedHealth Group Incorporated		
		00000	95-4628842				HealthCare Partners Associates Medical Group, P.C.	CA	NIA	Physician(s) Owned	Influence	0.000	UnitedHealth Group Incorporated		1
		00000	45-5273760				HealthCare Partners Management Services California, LLC	DE	NIA	OptumCare Management, LLC	Ownership	100.000	UnitedHealth Group Incorporated		
0707	UnitedHealth Group Incorporated	00000	47-5274363				HealthCare Partners Medical Group, P.C.	CA	NIA	Physician(s) Owned	Influence	0.000	UnitedHealth Group Incorporated		1
		00000	95-4340584				HealthCare Partners RE, LLC	DE	NIA	OptumCare Holdings, LLC	Ownership	100.000	UnitedHealth Group Incorporated		
		00000	81-1080535				Healthcare Solutions, Inc.	DE	NIA	OptumRx Administrative Services, LLC	Ownership	100.000	UnitedHealth Group Incorporated		
		00000	77-0693060				HealthEast Surgery Center-Maplewood, LLC	MN	NIA	H.I. Investments Holding Company, LLC	Ownership	25.139	UnitedHealth Group Incorporated		2
		00000	20-3349887				HealthFirst IPA, Inc.	CO	NIA	New West Physicians, Inc.	Ownership	100.000	UnitedHealth Group Incorporated		
		00000	47-2570595				HealthMarkets Group, Inc.	DE	NIA	HealthMarkets, LLC	Ownership	100.000	UnitedHealth Group Incorporated		
		00000	27-0277771				HealthMarkets Insurance Agency, Inc.	DE	NIA	HealthMarkets Group, Inc.	Ownership	100.000	UnitedHealth Group Incorporated		
		00000	46-1131431				HealthMarkets Services, Inc.	DE	NIA	HealthMarkets Group, Inc.	Ownership	100.000	UnitedHealth Group Incorporated		
		00000	75-2044750	4346649			HealthMarkets, Inc.	DE	NIA	Golden Rule Financial Corporation	Ownership	100.000	UnitedHealth Group Incorporated		
		00000	83-2329503				HealthMarkets, LLC	DE	NIA	HealthMarkets, Inc.	Ownership	100.000	UnitedHealth Group Incorporated		
0707	UnitedHealth Group Incorporated	00000	45-2548158				Healthplex America, LLC	FL	NIA	Marlin Holding Company LLC	Ownership	100.000	UnitedHealth Group Incorporated		
		00000	11-3554436				Healthplex Dental Services, Inc.	FL	NIA	Healthplex, Inc.	Ownership	100.000	UnitedHealth Group Incorporated		
		11172	11-3469326				Healthplex I.P.A., Inc.	NY	NIA	Healthplex, Inc.	Ownership	100.000	UnitedHealth Group Incorporated		
		00000	20-8999255				Healthplex Insurance Company	NY	IA	Healthplex, Inc.	Ownership	100.000	UnitedHealth Group Incorporated		
		00000	20-5644765				Healthplex of CT, Inc.	CT	NIA	Healthplex, Inc.	Ownership	100.000	UnitedHealth Group Incorporated		
		00000	61-1619762				Healthplex of DC, Inc.	DC	NIA	Healthplex, Inc.	Ownership	100.000	UnitedHealth Group Incorporated		
		00000	20-5644779				Healthplex of GA, Inc.	GA	NIA	Healthplex, Inc.	Ownership	100.000	UnitedHealth Group Incorporated		
		00000	32-0572262				Healthplex of MD, Inc.	MD	NIA	Healthplex, Inc.	Ownership	100.000	UnitedHealth Group Incorporated		
		00000	35-2633905				Healthplex of ME, Inc.	ME	NIA	Healthplex, Inc.	Ownership	100.000	UnitedHealth Group Incorporated		
		12830	20-5343824				Healthplex of NC, Inc.	NC	NIA	Healthplex, Inc.	Ownership	100.000	UnitedHealth Group Incorporated		
0707	UnitedHealth Group Incorporated	00000	45-0705334				Healthplex of NJ, Inc.	NJ	IA	Healthplex, Inc.	Ownership	100.000	UnitedHealth Group Incorporated		
		00000	11-2714365				Healthplex of TX, Inc.	TX	NIA	Healthplex, Inc.	Ownership	100.000	UnitedHealth Group Incorporated		
		00000	71-0847266				Healthplex, Inc.	NY	NIA	Healthplex America, LLC	Ownership	100.000	UnitedHealth Group Incorporated		
		00000	47-1409110				HealthScope Benefits, Inc.	DE	NIA	HealthSCOPE Holdings, Inc.	Ownership	100.000	UnitedHealth Group Incorporated		
		00000	83-2722254				HealthSCOPE Holdings, Inc.	DE	NIA	UMR, Inc.	Ownership	100.000	UnitedHealth Group Incorporated		
		00000	98-1443161				Heartland Heart and Vascular, LLC	DE	NIA	SCA Heartland Holdings, LLC	Ownership	80.000	UnitedHealth Group Incorporated		
		00000	98-1443161				Help S.A.	CHL	NIA	Saden S.A.	Ownership	0.000	UnitedHealth Group Incorporated		
		00000	98-1443161				Help S.A.	CHL	NIA	Banmedica S.A.	Ownership	100.000	UnitedHealth Group Incorporated		
		00000					Help Service S.A.	CHL	NIA	Banmedica S.A.	Ownership	100.000	UnitedHealth Group Incorporated		
		00000					Help Service S.A.	CHL	NIA	Saden S.A.	Ownership	0.000	UnitedHealth Group Incorporated		
		00000					Hemonefro – Hemodialise e Nefrologia Ltda	BRA	NIA	Esho – Empresa de Serviços Hospitalares S.A.	Ownership	32.420	UnitedHealth Group Incorporated		2
		00000	46-5291602				HFHS-SCA Holdings, LLC	MI	NIA	SC Affiliates, LLC	Ownership	49.000	UnitedHealth Group Incorporated		2
		00000	84-1472832				Highlands Ranch Healthcare, LLC	CO	NIA	Urgent Care MSO, LLC	Ownership	100.000	UnitedHealth Group Incorporated		
		00000	98-1452260				Home Medical S.A.	CHL	NIA	Saden S.A.	Ownership	0.002	UnitedHealth Group Incorporated		
		00000	98-1452260				Home Medical S.A.	CHL	NIA	Help S.A.	Ownership	99.998	UnitedHealth Group Incorporated		
		00000	81-0884465				Homecare Dimensions of Florida, Inc.	TX	NIA	WellMed Networks, Inc.	Ownership	100.000	UnitedHealth Group Incorporated		1
		00000	74-2758644				Homecare Dimensions, Inc.	TX	NIA	WellMed Networks, Inc.	Ownership	100.000	UnitedHealth Group Incorporated		1
		00000	20-8910978				Hospice Inspiris Holdings, Inc.	TN	NIA	Inspiris, Inc.	Ownership	100.000	UnitedHealth Group Incorporated		
		00000	98-1286038				Hospitais Associados de Pernambuco Ltda.	BRA	NIA	Hospital Alvorada de Taguatinga Ltda.	Ownership	0.000	UnitedHealth Group Incorporated		

SCHEDULE Y
PART 1A - DETAIL OF INSURANCE HOLDING COMPANY SYSTEM

1	2	3	4	5	6	7	8	9	10	11	12	13	14	15	16
Group Code	Group Name	NAIC Company Code	ID Number	Federal RSSD	CIK	Name of Securities Exchange if Publicly Traded (U.S. or International)	Names of Parent, Subsidiaries Or Affiliates	Domi-ciliary Location	Relation-ship to Reporting Entity	Directly Controlled by (Name of Entity/Person)	Type of Control (Ownership, Board, Management, Attorney-in-Fact, Influence, Other)	If Control is Owner-ship Provide Percen-tage	Ultimate Controlling Entity(ies)/Person(s)	Is an SCA Filing Re-quired? (Y/N)	*
		.00000	98-1286038				Hospitais Associados de Pernambuco Ltda.BRA	NIA	Esho – Empresa de Serviços Hospitalares S.A.	Ownership.....	100.000	UnitedHealth Group Incorporated		
		.00000					Hospital Alvorada de Taguatinga Ltda.BRA	NIA	Bosque Medical Center Ltda.	Ownership.....	7.606	UnitedHealth Group Incorporated		
		.00000					Hospital Alvorada de Taguatinga Ltda.BRA	NIA	Esho – Empresa de Serviços Hospitalares S.A.	Ownership.....	8.278	UnitedHealth Group Incorporated		
		.00000								Anil Assistência Médica Internacional S.A.					
		.00000					Hospital Alvorada de Taguatinga Ltda.BRA	NIA		Ownership.....	84.116	UnitedHealth Group Incorporated		
		.00000	98-1389272				Hospital Ana Costa S.A.BRA	NIA	Piano de Saúde Ana Costa Ltda.	Ownership.....	48.168	UnitedHealth Group Incorporated		
		.00000	98-1389272				Hospital Ana Costa S.A.BRA	NIA	Hospital Alvorada de Taguatinga Ltda.	Ownership.....	51.786	UnitedHealth Group Incorporated		
		.00000	98-1310065				Hospital de Clínicas de Jacarepaguá Ltda.BRA	NIA	Esho – Empresa de Serviços Hospitalares S.A.	Ownership.....	100.000	UnitedHealth Group Incorporated		
		.00000	98-1310065				Hospital de Clínicas de Jacarepaguá Ltda.BRA	NIA	Cemed Care – Empresa de Atendimento Clínico Geral Ltda.	Ownership.....	0.000	UnitedHealth Group Incorporated		
		.00000								Esho – Empresa de Serviços Hospitalares S.A.	Ownership.....	49.662	UnitedHealth Group Incorporated		
		.00000	98-1332673				Hospital Santa Helena S.A.BRA	NIA	Elual Participações S.A.	Ownership.....	49.437	UnitedHealth Group Incorporated		
		.00000	98-1332673				Hospital Santa Helena S.A.BRA	NIA		Ownership.....				
		.00000	26-2912304				Humedica, Inc.DE	NIA	United HealthCare Services, Inc.	Ownership.....	100.000	UnitedHealth Group Incorporated		
		.00000	36-4331825				Hygeia CorporationDE	NIA	UnitedHealth International, Inc.	Ownership.....	100.000	UnitedHealth Group Incorporated		
		.00000	98-1106075				Hygeia Corporation (Ontario)CAN	NIA	FrontierMEDEX US, Inc.	Ownership.....	100.000	UnitedHealth Group Incorporated		
		.00000	84-4865867				IHD Holdings, LLCDE	NIA	naviHealth, Inc.	Ownership.....	100.000	UnitedHealth Group Incorporated		
		.00000	82-1341098				Illinois Independent Care Network, LLCDE	NIA	Surgical Care Affiliates, LLC	Ownership.....	100.000	UnitedHealth Group Incorporated		
		.00000	98-1122694				Imed Star – Serviços de Desempenho Organizacional Ltda.BRA	NIA	UHG Brasil Participações S.A.	Ownership.....	0.000	UnitedHealth Group Incorporated		
		.00000	98-1122694				Imed Star – Serviços de Desempenho Organizacional Ltda.BRA	NIA	Optum Health & Technology Serviços do Brasil Ltda.	Ownership.....	100.000	UnitedHealth Group Incorporated		
		.00000	20-4351923				Impel Consulting Experts, L.L.C.TX	NIA	Impel Management Services, L.L.C.	Ownership.....	100.000	UnitedHealth Group Incorporated		
		.00000	75-2574317				Impel Management Services, L.L.C.TX	NIA	USMD Holdings, Inc.	Ownership.....	100.000	UnitedHealth Group Incorporated		
		.00000	27-3296953				IN Style OPTICAL, LLCMA	NIA	Reliant Medical Group, Inc.	Ownership.....	100.000	UnitedHealth Group Incorporated		1
		.00000	45-4132005				Indiana Care Organization, LLCIN	NIA	AHN Target Holdings, LLC	Ownership.....	100.000	UnitedHealth Group Incorporated		
		.00000	33-0618077				Inland Faculty Medical Group, Inc.CA	NIA	NAAM Medical Group Holdings, Inc.	Ownership.....	100.000	UnitedHealth Group Incorporated		1
		.00000	33-0018673				Inland Surgery Center, L.P.CA	NIA	SC Affiliates, LLC	Ownership.....	5.275	UnitedHealth Group Incorporated		
		.00000	33-0018673				Inland Surgery Center, L.P.CA	NIA	Redlands Ambulatory Surgery Center	Ownership.....	51.000	UnitedHealth Group Incorporated		
		.00000					Immobiliária Apoquindo 3001 S.A.CHL	NIA	Vida Tres Internacional S.A.	Ownership.....	0.001	UnitedHealth Group Incorporated		
		.00000					Immobiliária Apoquindo 3001 S.A.CHL	NIA	Immobiliária Apoquindo S.A.	Ownership.....	99.999	UnitedHealth Group Incorporated		
		.00000	98-1458683				Immobiliária Apoquindo 3600 Ltda.CHL	NIA	Immobiliária Apoquindo 3001 S.A.	Ownership.....	0.300	UnitedHealth Group Incorporated		
		.00000	98-1458683				Immobiliária Apoquindo 3600 Ltda.CHL	NIA	Banmédica S.A.	Ownership.....	99.700	UnitedHealth Group Incorporated		
		.00000	98-1443174				Immobiliária Apoquindo S.A.CHL	NIA	Saden S.A.	Ownership.....	0.000	UnitedHealth Group Incorporated		
		.00000	98-1443174				Immobiliária Apoquindo S.A.CHL	NIA	Banmédica S.A.	Ownership.....	100.000	UnitedHealth Group Incorporated		
		.00000	98-1458682				Immobiliária Clínica Santa Maria S.A.CHL	NIA	Banmédica S.A.	Ownership.....	99.433	UnitedHealth Group Incorporated		
		.00000	98-1454653				Immobiliária e Inversiones Alameda S.A.CHL	NIA	Saden S.A.	Ownership.....	0.020	UnitedHealth Group Incorporated		
		.00000	98-1454653				Immobiliária e Inversiones Alameda S.A.CHL	NIA	Banmédica S.A.	Ownership.....	99.980	UnitedHealth Group Incorporated		
		.00000	98-1460922				Immobiliária Viñamed Ltda.CHL	NIA	Administradora Médica Centromed S.A.	Ownership.....	99.900	UnitedHealth Group Incorporated		
		.00000	47-5640889				INOVB Surgical at Memorial City, LLCTX	NIA	Memorial City Partners, LLC	Ownership.....	100.000	UnitedHealth Group Incorporated		
		.00000	88-0482274				inPharmative, Inc.NV	NIA	OptumRx Health Solutions, LLC	Ownership.....	100.000	UnitedHealth Group Incorporated		
		.00000					Inspiris Medical Services of New Jersey, P.C.NJ	NIA	Physician(s) Owned	Influence.....	0.000	UnitedHealth Group Incorporated		1
		.00000	45-2563134				INSPIRIS of Michigan Medical Services, P.C.MI	NIA	Physician(s) Owned	Influence.....	0.000	UnitedHealth Group Incorporated		1
		.00000	13-4138665				INSPIRIS of New York Management, Inc.NY	NIA	Inspiris, Inc.	Ownership.....	100.000	UnitedHealth Group Incorporated		
		.00000	13-4168739				INSPIRIS of New York Medical Services, P.C.NY	NIA	Physician(s) Owned	Influence.....	0.000	UnitedHealth Group Incorporated		1
		.00000					INSPIRIS of Pennsylvania Medical Services, P.C.PA	NIA	Physician(s) Owned	Influence.....	0.000	UnitedHealth Group Incorporated		1
		.00000	26-2895670				INSPIRIS of Texas Physician GroupTX	NIA	Optum Care Services Company	Ownership.....	100.000	UnitedHealth Group Incorporated		
		.00000	33-0766366				Inspiris, Inc.DE	NIA	Collaborative Care Holdings, LLC	Ownership.....	100.000	UnitedHealth Group Incorporated		

SCHEDULE Y
PART 1A - DETAIL OF INSURANCE HOLDING COMPANY SYSTEM

1	2	3	4	5	6	7	8	9	10	11	12	13	14	15	16
Group Code	Group Name	NAIC Company Code	ID Number	Federal RSSD	CIK	Name of Securities Exchange if Publicly Traded (U.S. or International)	Names of Parent, Subsidiaries Or Affiliates	Domi-ciliary Location	Relation-ship to Reporting Entity	Directly Controlled by (Name of Entity/Person)	Type of Control (Ownership, Board, Management, Attorney-in-Fact, Influence, Other)	If Control is Owner-ship Provide Percen-tage	Ultimate Controlling Entity(ies)/Person(s)	Is an SCA Filing Re-quired? (Y/N)	*
		.00000					Instituto do Radium de Campinas LtdaBRA	NIA	Esho – Empresa de Serviços Hospitalares S.A.	Ownership.....	0.000	UnitedHealth Group Incorporated		
		.00000					COI – Clínicas Oncológicas Integradas S.A.								
0707	UnitedHealth Group Incorporated11173	22-2321226				Instituto do Radium de Campinas LtdaBRA	NIA	Healthplex, Inc.	Ownership.....	100.000	UnitedHealth Group Incorporated		
		.00000	46-2215497				International Healthcare Services, Inc.NJ	IA	Diplomat Pharmacy, Inc.	Ownership.....	100.000	UnitedHealth Group Incorporated		
		.00000	98-1452273				InTouch Pharmacy LLCGA	NIA	Clínica Dávila y Servicios Médicos S.A.	Ownership.....	100.000	UnitedHealth Group Incorporated		
		.00000	98-1452273				Inversiones Clínicas Santa María S.A.CHL	NIA	Banmédica S.A.	Ownership.....	0.000	UnitedHealth Group Incorporated		
		.00000	98-1452273				Inversiones Clínicas Santa María S.A.CHL	NIA	Clínica Dávila y Servicios Médicos S.A.	Ownership.....	100.000	UnitedHealth Group Incorporated		
		.00000	98-1448096				Isapre Banmédica S.A.CHL	NIA	Banmédica S.A.	Ownership.....	0.000	UnitedHealth Group Incorporated		
		.00000	98-1448096				Isapre Banmédica S.A.CHL	NIA	Clínica Dávila y Servicios Médicos S.A.	Ownership.....	100.000	UnitedHealth Group Incorporated		
		.00000	98-1448096				Isapre Vida Tres S.A.CHL	NIA	Banmédica S.A.	Ownership.....	0.000	UnitedHealth Group Incorporated		
		.00000	98-1448096				Isapre Vida Tres S.A.CHL	NIA	Clínica Dávila y Servicios Médicos S.A.	Ownership.....	100.000	UnitedHealth Group Incorporated		
		.00000	20-5337793				Isapre Vida Tres S.A.CHL	NIA	Banmédica S.A.	Ownership.....	0.000	UnitedHealth Group Incorporated		
		.00000	74-2544709				Johnston Surgicare, L.P.RI	NIA	Surgery Center Holding, LLC	Ownership.....	1.000	UnitedHealth Group Incorporated		
		.00000	68-0624157				Joliet Surgery Center Limited PartnershipIL	NIA	Surgicare of Joliet, Inc.	Ownership.....	55.031	UnitedHealth Group Incorporated		
		.00000	46-4755857				Jordan Ridge Family Medicine, LLCDE	NIA	Collaborative Care Services, Inc.	Ownership.....	100.000	UnitedHealth Group Incorporated		
		.00000	83-2306992				Joyable, Inc.DE	NIA	AbleTo, Inc.	Ownership.....	100.000	UnitedHealth Group Incorporated		
		.00000	83-2306992				JPM Healthcare, LLCDE	NIA	SCA-JPM Holdings, LLC	Ownership.....	51.000	UnitedHealth Group Incorporated		
		.00000	98-1456202				Laboratorio ROE S.A.PER	NIA	Pacífico S.A. Entidad Prestadora de Salud EPS	Ownership.....	100.000	UnitedHealth Group Incorporated		
		.00000					Laboratorios Médicos Amed Quilpué S.A.CHL	NIA	Servicios Médicos Amed Quilpué S.A.	Ownership.....	0.100	UnitedHealth Group Incorporated		
		.00000					Laboratorios Médicos Amed Quilpué S.A.CHL	NIA	Centromed Quilpué S.A.	Ownership.....	99.900	UnitedHealth Group Incorporated		
		.00000	81-3732334				LDI Holding Company, LLCDE	NIA	Diplomat Pharmacy, Inc.	Ownership.....	55.100	UnitedHealth Group Incorporated		
		.00000	81-3732334				LDI Holding Company, LLCDE	NIA	LDI Nautic VIII-A Blocker, LLC	Ownership.....	9.400	UnitedHealth Group Incorporated		
		.00000	81-3732334				LDI Holding Company, LLCDE	NIA	LDI Nautic VII Blocker, LLC	Ownership.....	17.600	UnitedHealth Group Incorporated		
		.00000	81-3732334				LDI Holding Company, LLCDE	NIA	Oak HC/FT LDI Blocker, LLC	Ownership.....	17.900	UnitedHealth Group Incorporated		
		.00000	38-4062192				LDI Management Services, LLCDE	NIA	LDI Holding Company, LLC	Ownership.....	100.000	UnitedHealth Group Incorporated		
		.00000	81-4123171				LDI Nautic VII Blocker, LLCDE	NIA	Diplomat Pharmacy, Inc.	Ownership.....	100.000	UnitedHealth Group Incorporated		
		.00000	81-4246034				LDI Nautic VIII-A Blocker, LLCDE	NIA	Diplomat Pharmacy, Inc.	Ownership.....	100.000	UnitedHealth Group Incorporated		
		.00000	81-3741657				Leehar Distributors, LLCDE	NIA	LDI Holding Company, LLC	Ownership.....	100.000	UnitedHealth Group Incorporated		
		.00000	32-0543788				Level2 Health Holdings, Inc.DE	NIA	UnitedHealth Group Ventures, LLC	Ownership.....	100.000	UnitedHealth Group Incorporated		
		.00000	82-3161933				Level2 Health IPA, LLCDE	NIA	Level2 Health Holdings, Inc.	Ownership.....	100.000	UnitedHealth Group Incorporated		
		.00000	82-3130872				Level2 Health Management, LLCDE	NIA	Level2 Health Holdings, Inc.	Ownership.....	100.000	UnitedHealth Group Incorporated		
		.00000	84-5003916				Level2 Medical Services, P.A.DE	NIA	Physician(s) Owned	Influence.....	0.000	UnitedHealth Group Incorporated		1
		.00000	61-1028180				Lexington Surgery Center, Ltd.KY	NIA	Surgery Center of Lexington, LLC	Ownership.....	78.000	UnitedHealth Group Incorporated		2
		.00000	36-3468942				LGH-A/Golf ASTC, L.L.C.IL	NIA	Advocate-SCA Partners, LLC	Ownership.....	49.000	UnitedHealth Group Incorporated		2
		.00000	81-4465348				Liberty Anesthesia Services, LLCIL	NIA	SCA-Winchester, LLC	Ownership.....	25.000	UnitedHealth Group Incorporated		2
		.00000	32-0409538				Lifeprint Accountable Care Organization, LLCDE	NIA	Collaborative Care Holdings, LLC	Ownership.....	100.000	UnitedHealth Group Incorporated		
		.00000	45-3143218				Lifeprint East, Inc.DE	NIA	Collaborative Care Holdings, LLC	Ownership.....	100.000	UnitedHealth Group Incorporated		
		.00000	27-2309024				LifePrint Health, Inc.DE	NIA	Collaborative Care Holdings, LLC	Ownership.....	100.000	UnitedHealth Group Incorporated		
		.00000	75-2225187				LifeStyles Marketing Group, Inc.DE	NIA	USHEALTH Career Agency, Inc.	Ownership.....	100.000	UnitedHealth Group Incorporated		
		.00000	58-2305878				Lifefell I. Ltd. Co.GA	NIA	HealthScope Benefits, Inc.	Ownership.....	100.000	UnitedHealth Group Incorporated		
		.00000	51-0277181				Limestone Medical Center, LLCDE	NIA	Virtua-SCA Holdings II, LLC	Ownership.....	60.000	UnitedHealth Group Incorporated		2
		.00000	39-1974851				Logistics Health, Inc.WI	NIA	OptumHealth Holdings, LLC	Ownership.....	100.000	UnitedHealth Group Incorporated		
		.00000	98-1337963				Lotten-Eyes Oftalmologia Clinica e Cirurgica Ltda.BRA	NIA	Esho – Empresa de Serviços Hospitalares S.A.	Ownership.....	0.000	UnitedHealth Group Incorporated		
		.00000	98-1337963				Lotten-Eyes Oftalmologia Clinica e Cirurgica Ltda.BRA	NIA	Hospital Alvorada de Taguatinga Ltda.	Ownership.....	100.000	UnitedHealth Group Incorporated		
		.00000	62-1179566				Louisville S.C., Ltd.KY	NIA	Surgery Center of Louisville, LLC	Ownership.....	59.400	UnitedHealth Group Incorporated		
		.00000	62-1179538				Louisville-SC Properties, Inc.KY	NIA	SC Affiliates, LLC	Ownership.....	100.000	UnitedHealth Group Incorporated		
		.00000	36-4119519				Loyola Ambulatory Surgery Center at Oakbrook, Inc.IL	NIA	ASC Network, LLC	Ownership.....	100.000	UnitedHealth Group Incorporated		
		.00000	36-4119522				Loyola Ambulatory Surgery Center at Oakbrook, L.P.IL	NIA	Loyola Ambulatory Surgery Center at Oakbrook, Inc.	Ownership.....	45.000	UnitedHealth Group Incorporated		2

SCHEDULE Y
PART 1A - DETAIL OF INSURANCE HOLDING COMPANY SYSTEM

1	2	3	4	5	6	7	8	9	10	11	12	13	14	15	16
Group Code	Group Name	NAIC Company Code	ID Number	Federal RSSD	CIK	Name of Securities Exchange if Publicly Traded (U.S. or International)	Names of Parent, Subsidiaries Or Affiliates	Domi-ciliary Loca-tion	Relation-ship to Reporting Entity	Directly Controlled by (Name of Entity/Person)	Type of Control (Ownership, Board, Management, Attorney-in-Fact, Influence, Other)	If Control is Owner-ship Provide Percen-tage	Ultimate Controlling Entity(ies)/Person(s)	Is an SCA Filing Re-quired? (Y/N)	*
		.00000	98-1137620				Lusiadas - Parcerias Cascais, S.A.PRT	NIA.....	Lusiadas, SGPS, S.A.	Ownership.....	100.000	UnitedHealth Group Incorporated		
		.00000	98-1139095				Lusiadas A.C.E.PRT	NIA.....	CLISA - Clínica de Santo António, S.A.	Ownership.....	10.000	UnitedHealth Group Incorporated		
		.00000	98-1139095				Lusiadas A.C.E.PRT	NIA.....	Lusiadas, SGPS, S.A.	Ownership.....	55.000	UnitedHealth Group Incorporated		
		.00000	98-1139095				Lusiadas A.C.E.PRT	NIA.....	Lusiadas - Parcerias Cascais, S.A.	Ownership.....	10.000	UnitedHealth Group Incorporated		
		.00000	98-1139095				Lusiadas A.C.E.PRT	NIA.....	Lusiadas, S.A.	Ownership.....	20.000	UnitedHealth Group Incorporated		
		.00000	98-1139095							Clínica Médico Cirúrgica de Santa Tecla, S.A.	Ownership.....	5.000	UnitedHealth Group Incorporated		
		.00000	98-1139089				Lusiadas, S.A.PRT	NIA.....	Lusiadas, SGPS, S.A.	Ownership.....	100.000	UnitedHealth Group Incorporated		
		.00000	98-1138570				Lusiadas, SGPS, S.A.PRT	NIA.....	AMIL International S.á.r.l.	Ownership.....	100.000	UnitedHealth Group Incorporated		
		.00000	02-0749532				Lutheran Campus ASC, LLC	.CO	NIA.....	SQLHS-SCA Holdings, LLC	Ownership.....	57.850	UnitedHealth Group Incorporated		
.0707	UnitedHealth Group Incorporated	.60321	52-1803283				MAMSI Life and Health Insurance Company	.MD	.IA.....	United HealthCare Services, Inc.	Ownership.....	100.000	UnitedHealth Group Incorporated		
.0707	UnitedHealth Group Incorporated	.52014	65-0303864				Managed Care of North America, Inc.	.FL	.IA.....	MCNA Health Care Holdings, LLC	Ownership.....	100.000	UnitedHealth Group Incorporated		
		.00000	14-1782475				Managed Physical Network, Inc.	.NY	NIA.....	OptumHealth Care Solutions, LLC	Ownership.....	100.000	UnitedHealth Group Incorporated		
		.00000	20-2880404				March Holdings, Inc.	.CA	NIA.....	Specialty Benefits, LLC	Ownership.....	100.000	UnitedHealth Group Incorporated		
		.00000	95-4874334				March Vision Care Group, Incorporated	.CA	NIA.....	California Spring Holdings, PC	Ownership.....	100.000	UnitedHealth Group Incorporated		.1
		.00000	27-3115058				March Vision Care IPA, Inc.	.NY	NIA.....	March Vision Care Group, Incorporated	Ownership.....	100.000	UnitedHealth Group Incorporated		.1
		.00000	45-4227915				March Vision Care of Texas, Inc.	.TX	NIA.....	March Vision Care Group, Incorporated	Ownership.....	99.000	UnitedHealth Group Incorporated		.1
		.00000	20-3042852				March Vision Care, Inc.	.CA	NIA.....	March Holdings, Inc.	Ownership.....	100.000	UnitedHealth Group Incorporated		
		.00000	94-3377073				Marin Health Ventures, LLC	.CA	NIA.....	Marin Specialty Surgery Center, LLC	Ownership.....	100.000	UnitedHealth Group Incorporated		
		.00000	26-2637247				Marin Specialty Surgery Center, LLC	.CA	NIA.....	MGH/SCA, LLC	Ownership.....	51.000	UnitedHealth Group Incorporated		
		.00000	26-2601943				Marin Surgery Holdings, Inc.	.DE	NIA.....	SC Affiliates, LLC	Ownership.....	100.000	UnitedHealth Group Incorporated		
		.00000	85-2924503				Marlin Holding Company LLC	.DE	NIA.....	Specialty Benefits, LLC	Ownership.....	100.000	UnitedHealth Group Incorporated		
		.00000	52-1456812				Maryland Ambulatory Centers, LLC	.MD	NIA.....	Maryland-SCA Centers, LLC	Ownership.....	44.118	UnitedHealth Group Incorporated		
		.00000	52-1456812				Maryland Ambulatory Centers, LLC	.MD	NIA.....	Surgery Center of Ellicott City, Inc.	Ownership.....	50.000	UnitedHealth Group Incorporated		
		.00000	52-1401791				Maryland-SCA Centers, LLC	.DE	NIA.....	SC Affiliates, LLC	Ownership.....	100.000	UnitedHealth Group Incorporated		
		.00000					Massachusetts Assurance Company, Ltd. PIC	.CYM	NIA.....	H&W Indemnity (SPC), Ltd.	Ownership.....	99.992	UnitedHealth Group Incorporated		
		.00000					Massachusetts Assurance Company, Ltd. PIC	.CYM	NIA.....	Collaborative Care Holdings, LLC	Ownership.....	0.008	UnitedHealth Group Incorporated		
		.00000	20-0815305				Massachusetts Avenue Surgery Center, LLC	.MD	NIA.....	SCA-Bethesda, LLC	Ownership.....	50.819	UnitedHealth Group Incorporated		
		.00000	43-1967820				MAT-RX DEVELOPMENT, L.L.C.	.TX	NIA.....	WellMed Networks, Inc.	Ownership.....	100.000	UnitedHealth Group Incorporated		.1
		.00000	35-2262695				Mat-Rx Fort Worth GP, L.L.C.	.TX	NIA.....	MAT-RX DEVELOPMENT, L.L.C.	Ownership.....	100.000	UnitedHealth Group Incorporated		.1
		.00000	62-1600267				McKenzie Surgery Center, L.P.	.TN	NIA.....	SCA-Eugene, Inc.	Ownership.....	27.000	UnitedHealth Group Incorporated		.2
		.00000	45-2542951				MCNA Health Care Holdings, LLC	.FL	NIA.....	Marlin Holding Company LLC	Ownership.....	100.000	UnitedHealth Group Incorporated		
.0707	UnitedHealth Group Incorporated	.14063	52-2459969				MCNA Insurance Company	.TX	.IA.....	MCNA Health Care Holdings, LLC	Ownership.....	100.000	UnitedHealth Group Incorporated		
		.00000	45-3641822				MCNA Systems Corp.	.FL	NIA.....	MCNA Health Care Holdings, LLC	Ownership.....	100.000	UnitedHealth Group Incorporated		
		.00000								North American Medical Management					
.0707	UnitedHealth Group Incorporated	.00000	42-1741594				MD Ops, Inc.	.CA	NIA.....	California, Inc.	Ownership.....	100.000	UnitedHealth Group Incorporated		
		.96310	52-1169135				MD-Individual Practice Association, Inc.	.MD	.IA.....	United HealthCare Services, Inc.	Ownership.....	100.000	UnitedHealth Group Incorporated		
		.00000	83-1183650				ME AHS UC LLC	.DE	NIA.....	Urgent Care MSO, LLC	Ownership.....	70.000	UnitedHealth Group Incorporated		
		.00000	81-0936574				ME Urgent Care Nebraska, Inc.	.NE	NIA.....	Physician(s) Owned	Influence.....	0.000	UnitedHealth Group Incorporated		.1
		.00000	98-1286220				Medalliance Net Ltda.	.BRA	NIA.....	UHG Brasil Participações S.A.	Ownership.....	0.000	UnitedHealth Group Incorporated		
		.00000								Optum Health & Technology Serviços do					
		.00000	98-1286220				Medalliance Net Ltda.	.BRA	NIA.....	Brasil Ltda.	Ownership.....	100.000	UnitedHealth Group Incorporated		
		.00000	52-2178531				MEDEX Insurance Services, Inc.	.MD	NIA.....	FrontierMEDEX, Inc.	Ownership.....	100.000	UnitedHealth Group Incorporated		
		.00000	20-3824377				MedExpress Development, LLC	.FL	NIA.....	Urgent Care MSO, LLC	Ownership.....	100.000	UnitedHealth Group Incorporated		
		.00000	81-1265129				MedExpress Employed Services, Inc.	.DE	NIA.....	Physician(s) Owned	Influence.....	0.000	UnitedHealth Group Incorporated		.1
		.00000	81-4550969				MedExpress Primary Care Arizona, P.C.	.AZ	NIA.....	Physician(s) Owned	Influence.....	0.000	UnitedHealth Group Incorporated		.1
		.00000	84-4234388				MedExpress Primary Care Arkansas, P.A.	.AR	NIA.....	Physician(s) Owned	Influence.....	0.000	UnitedHealth Group Incorporated		.1
		.00000	81-4605885				MedExpress Primary Care Kansas, P.A.	.KS	NIA.....	Physician(s) Owned	Influence.....	0.000	UnitedHealth Group Incorporated		.1
		.00000	82-3384324				MedExpress Primary Care Maryland, P.C.	.MD	NIA.....	Physician(s) Owned	Influence.....	0.000	UnitedHealth Group Incorporated		.1
		.00000	82-1096099				MedExpress Primary Care Massachusetts, P.C.	.MA	NIA.....	Physician(s) Owned	Influence.....	0.000	UnitedHealth Group Incorporated		.1
		.00000	81-4396738				MedExpress Primary Care Minnesota P.C.	.MN	NIA.....	Physician(s) Owned	Influence.....	0.000	UnitedHealth Group Incorporated		.1
		.00000	83-1077265				MedExpress Primary Care Oklahoma, P.C.	.OK	NIA.....	Physician(s) Owned	Influence.....	0.000	UnitedHealth Group Incorporated		.1
		.00000					MedExpress Primary Care South Carolina, P.C.	.SC	NIA.....	Physician(s) Owned	Influence.....	0.000	UnitedHealth Group Incorporated		.1

SCHEDULE Y
PART 1A - DETAIL OF INSURANCE HOLDING COMPANY SYSTEM

1	2	3	4	5	6	7	8	9	10	11	12	13	14	15	16
Group Code	Group Name	NAIC Company Code	ID Number	Federal RSSD	CIK	Name of Securities Exchange if Publicly Traded (U.S. or International)	Names of Parent, Subsidiaries Or Affiliates	Domi-ciliary Location	Relation-ship to Reporting Entity	Directly Controlled by (Name of Entity/Person)	Type of Control (Ownership, Board, Management, Attorney-in-Fact, Influence, Other)	If Control is Owner-ship Provide Percen-tage	Ultimate Controlling Entity(ies)/Person(s)	Is an SCA Filing Re-quired? (Y/N)	*
		.00000	84-2500750				MedExpress Primary Care Texas, P.A.	TX	NIA	Physician(s) Owned	Influence.....	0.000	UnitedHealth Group Incorporated1
		.00000	82-3395792				MedExpress Primary Care Virginia, P.C.	VA	NIA	Physician(s) Owned	Influence.....	0.000	UnitedHealth Group Incorporated1
		.00000	82-4401181				MedExpress Primary Care West Virginia, Inc.	WV	NIA	Physician(s) Owned	Influence.....	0.000	UnitedHealth Group Incorporated1
		.00000	81-4563448				MedExpress Primary Care Wisconsin, S.C.	WI	NIA	Physician(s) Owned	Influence.....	0.000	UnitedHealth Group Incorporated1
							MedExpress Urgent Care – Northern New Jersey PC								
		.00000	83-2089623					NJ	NIA	Physician(s) Owned	Influence.....	0.000	UnitedHealth Group Incorporated1
		.00000	45-5388778				MedExpress Urgent Care – New Jersey, P.C.	NJ	NIA	Physician(s) Owned	Influence.....	0.000	UnitedHealth Group Incorporated1
		.00000	32-0533926				MedExpress Urgent Care Alabama, LLC	AL	NIA	Urgent Care Holdings, Inc.	Ownership.....	100.000	UnitedHealth Group Incorporated1
		.00000	81-4030280				MedExpress Urgent Care Arizona, P.C.	AZ	NIA	Physician(s) Owned	Influence.....	0.000	UnitedHealth Group Incorporated1
		.00000	46-4348120				MedExpress Urgent Care Arkansas, P.A.	AR	NIA	Physician(s) Owned	Influence.....	0.000	UnitedHealth Group Incorporated1
		.00000	82-0930142				MedExpress Urgent Care California, P.C.	CA	NIA	Physician(s) Owned	Influence.....	0.000	UnitedHealth Group Incorporated1
		.00000	81-1956812				MedExpress Urgent Care Connecticut, P.C.	CT	NIA	Physician(s) Owned	Influence.....	0.000	UnitedHealth Group Incorporated1
		.00000	82-1135336				MedExpress Urgent Care Idaho, P.C.	ID	NIA	Physician(s) Owned	Influence.....	0.000	UnitedHealth Group Incorporated1
		.00000	47-4308614				MedExpress Urgent Care Illinois, P.C.	IL	NIA	Physician(s) Owned	Influence.....	0.000	UnitedHealth Group Incorporated1
		.00000	81-5353472				MedExpress Urgent Care Iowa, P.C.	IA	NIA	Physician(s) Owned	Influence.....	0.000	UnitedHealth Group Incorporated1
		.00000	47-1919283				MedExpress Urgent Care Kansas, P.A.	KS	NIA	Physician(s) Owned	Influence.....	0.000	UnitedHealth Group Incorporated1
		.00000	82-1719888				MedExpress Urgent Care Maine, Inc.	ME	NIA	Urgent Care Holdings, Inc.	Ownership.....	100.000	UnitedHealth Group Incorporated1
		.00000	81-1125396				MedExpress Urgent Care Minnesota P.C.	MN	NIA	Physician(s) Owned	Influence.....	0.000	UnitedHealth Group Incorporated1
		.00000	47-3132625				MedExpress Urgent Care Missouri P.C.	MO	NIA	Physician(s) Owned	Influence.....	0.000	UnitedHealth Group Incorporated1
		.00000	82-0631738				MedExpress Urgent Care New Hampshire, Inc.	NH	NIA	Urgent Care Holdings, Inc.	Ownership.....	100.000	UnitedHealth Group Incorporated1
		.00000	81-5138747				MedExpress Urgent Care North Carolina, P.C.	NC	NIA	Physician(s) Owned	Influence.....	0.000	UnitedHealth Group Incorporated1
							MedExpress Urgent Care of Boynton Beach, LLC								
		.00000	20-2545363					FL	NIA	MedExpress Development, LLC	Ownership.....	100.000	UnitedHealth Group Incorporated1
		.00000	82-1919436				MedExpress Urgent Care Oregon, P.C.	OR	NIA	Physician(s) Owned	Influence.....	0.000	UnitedHealth Group Incorporated1
		.00000	81-5362765				MedExpress Urgent Care Rhode Island, P.C.	RI	NIA	Physician(s) Owned	Influence.....	0.000	UnitedHealth Group Incorporated1
		.00000	81-5380706				MedExpress Urgent Care South Carolina, P.C.	SC	NIA	Physician(s) Owned	Influence.....	0.000	UnitedHealth Group Incorporated1
		.00000	47-5147441				MedExpress Urgent Care Texas, P.A.	TX	NIA	Physician(s) Owned	Influence.....	0.000	UnitedHealth Group Incorporated1
		.00000	82-2443118				MedExpress Urgent Care Washington, P.C.	WA	NIA	Physician(s) Owned	Influence.....	0.000	UnitedHealth Group Incorporated1
		.00000	81-4281678				MedExpress Urgent Care Wisconsin, S.C.	WI	NIA	Physician(s) Owned	Influence.....	0.000	UnitedHealth Group Incorporated1
		.00000	85-1474287				MedExpress Urgent Care, Inc. – Ohio	OH	NIA	Urgent Care Holdings, Inc.	Ownership.....	100.000	UnitedHealth Group Incorporated1
							MedExpress Urgent Care, Inc. – West Virginia								
		.00000	26-4546400					WV	NIA	Physician(s) Owned	Influence.....	0.000	UnitedHealth Group Incorporated1
		.00000	47-1804667				MedExpress Urgent Care, P.C. – Georgia	GA	NIA	Physician(s) Owned	Influence.....	0.000	UnitedHealth Group Incorporated1
		.00000	90-0929572				MedExpress Urgent Care, P.C. – Indiana	IN	NIA	Physician(s) Owned	Influence.....	0.000	UnitedHealth Group Incorporated1
		.00000	45-3461101				MedExpress Urgent Care, P.C. – Maryland	MD	NIA	Physician(s) Owned	Influence.....	0.000	UnitedHealth Group Incorporated1
							MedExpress Urgent Care, P.C. – Massachusetts								
		.00000	47-1857908					MA	NIA	Physician(s) Owned	Influence.....	0.000	UnitedHealth Group Incorporated1
		.00000	46-4793937				MedExpress Urgent Care, P.C. – Michigan	MI	NIA	Physician(s) Owned	Influence.....	0.000	UnitedHealth Group Incorporated1
		.00000	47-1824365				MedExpress Urgent Care, P.C. – Oklahoma	OK	NIA	Physician(s) Owned	Influence.....	0.000	UnitedHealth Group Incorporated1
		.00000	26-3750502				MedExpress Urgent Care, P.C. – Pennsylvania	PA	NIA	Physician(s) Owned	Influence.....	0.000	UnitedHealth Group Incorporated1
		.00000	45-4973138				MedExpress Urgent Care, P.C. – Tennessee	TN	NIA	Physician(s) Owned	Influence.....	0.000	UnitedHealth Group Incorporated1
		.00000	45-3123110				MedExpress Urgent Care, P.C. – Virginia	VA	NIA	Physician(s) Owned	Influence.....	0.000	UnitedHealth Group Incorporated1
		.00000	83-1565124				MedExpress Urgent Care, P.S.C. – Kentucky	KY	NIA	Physician(s) Owned	Influence.....	0.000	UnitedHealth Group Incorporated1
		.00000	45-5436856				MedExpress, Inc. – Delaware	DE	NIA	Physician(s) Owned	Influence.....	0.000	UnitedHealth Group Incorporated1
.0707	UnitedHealth Group Incorporated	.12756	20-3391186				Medica Health Plans of Florida, Inc.	FL	IA	United HealthCare Services, Inc.	Ownership.....	100.000	UnitedHealth Group Incorporated1
.0707	UnitedHealth Group Incorporated	.12155	01-0788576				Medica HealthCare Plans, Inc.	FL	IA	United HealthCare Services, Inc.	Ownership.....	100.000	UnitedHealth Group Incorporated1
		.00000	75-2566987				Medical Clinic of North Texas PLLC	TX	NIA	USMD Affiliated Services	Ownership.....	100.000	UnitedHealth Group Incorporated1
		.00000					Medical Hilfe S.A.	CHL	NIA	Saden S.A.	Ownership.....	0.000	UnitedHealth Group Incorporated1
		.00000					Medical Hilfe S.A.	CHL	NIA	Home Medical S.A.	Ownership.....	100.000	UnitedHealth Group Incorporated1
		.00000	95-4708497				Medical Support Los Angeles, Inc.	CA	NIA	MSLA Management LLC	Ownership.....	100.000	UnitedHealth Group Incorporated1
		.00000	26-0636717				Medical Surgical Centers of America, Inc.	DE	NIA	ASC Network, LLC	Ownership.....	100.000	UnitedHealth Group Incorporated1
		.00000	32-0037402				Medical Transportation Services, LLC	FL	NIA	United HealthCare Services, Inc.	Ownership.....	100.000	UnitedHealth Group Incorporated1
		.00000	02-0651651				MedPro Rx, Inc.	NC	NIA	Diplomat Pharmacy, Inc.	Ownership.....	100.000	UnitedHealth Group Incorporated1
		.00000	75-2515691				MedSynergies, LLC	DE	NIA	Mustang Razorback Holdings, Inc.	Ownership.....	100.000	UnitedHealth Group Incorporated1

SCHEDULE Y
PART 1A - DETAIL OF INSURANCE HOLDING COMPANY SYSTEM

1	2	3	4	5	6	7	8	9	10	11	12	13	14	15	16
Group Code	Group Name	NAIC Company Code	ID Number	Federal RSSD	CIK	Name of Securities Exchange if Publicly Traded (U.S. or International)	Names of Parent, Subsidiaries Or Affiliates	Domi-ciliary Location	Relation-ship to Reporting Entity	Directly Controlled by (Name of Entity/Person)	Type of Control (Ownership, Board, Management, Attorney-in-Fact, Influence, Other)	If Control is Owner-ship Provide Percen-tage	Ultimate Controlling Entity(ies)/Person(s)	Is an SCA Filing Re-quired? (Y/N)	*
		.00000	58-2101921				Melbourne Surgery Center, LLC	.GA	NIA	Surgical Care Partners of Melbourne, LLC	Ownership	100.000	UnitedHealth Group Incorporated		
		.00000	82-4964787				Memorial City Holdings, LLC	.DE	NIA	SCA-Memorial City, LLC	Ownership	51.000	UnitedHealth Group Incorporated		
		.00000	82-3689933				Memorial City Partners, LLC	.DE	NIA	SCA-Memorial City, LLC	Ownership	19.000	UnitedHealth Group Incorporated		
		.00000	82-3689933				Memorial City Partners, LLC	.DE	NIA	Memorial City Holdings, LLC	Ownership	51.000	UnitedHealth Group Incorporated		
		.00000	95-4688463				Memorial Healthcare IPA, GP	.CA	NIA	MH Physician Three Holdco, a Medical Corporation	Ownership	100.000	UnitedHealth Group Incorporated		.1
		.00000	37-1782795				Memorial Houston Surgery Center, LLC	.TX	NIA	SCA-Memorial, LLC	Ownership	53.817	UnitedHealth Group Incorporated		
		.00000	26-1394069				MemorialCare Surgical Center at Orange Coast, LLC	.CA	NIA	Beach Surgical Holdings LLC	Ownership	53.593	UnitedHealth Group Incorporated		.2
		.00000	20-3678259				MemorialCare Surgical Center at Saddleback, LLC	.CA	NIA	Beach Surgical Holdings LLC	Ownership	53.157	UnitedHealth Group Incorporated		.2
		.00000	27-0203906				Mesquite Liberty, LLC	.NV	NIA	Sierra Health Services, Inc.	Ownership	80.357	UnitedHealth Group Incorporated		
		.00000	38-3861395				MGH/SCA, LLC	.CA	NIA	Marin Surgery Holdings, Inc.	Ownership	99.000	UnitedHealth Group Incorporated		
		.00000	38-3861395				MGH/SCA, LLC	.CA	NIA	SC Affiliates, LLC	Ownership	1.000	UnitedHealth Group Incorporated		
		.00000	27-4691544				MH Physician Three Holdco, a Medical Corporation	.CA	NIA	Physician(s) Owned	Influence	0.000	UnitedHealth Group Incorporated		.1
		.00000	27-2252446				MHC Real Estate Holdings, LLC	.CA	NIA	Monarch Management Services, Inc.	Ownership	100.000	UnitedHealth Group Incorporated		
		.00000	80-0507474				MHCH, Inc.	.CA	NIA	Monarch HealthCare, A Medical Group, Inc.	Ownership	100.000	UnitedHealth Group Incorporated		.1
		.00000	27-4691508				MHIPA Physician Two Holdco, a Medical Corporation	.CA	NIA	Physician(s) Owned	Influence	0.000	UnitedHealth Group Incorporated		.1
		.00000	36-4600281				Miami Surgery Center, LLC	.DE	NIA	SCA-Doral, LLC	Ownership	50.185	UnitedHealth Group Incorporated		
.0707	UnitedHealth Group Incorporated	.66087	62-0724538				Mid-West National Life Insurance Company of Tennessee	.TX	.IA	HealthMarkets, LLC	Ownership	100.000	UnitedHealth Group Incorporated		
		.00000	20-3345412				Midlands Orthopaedics Surgery Center, LLC	.SC	NIA	SCA-Midlands, LLC	Ownership	49.000	UnitedHealth Group Incorporated		.2
		.00000	20-8103522				Midwest Center for Day Surgery, LLC	.IL	NIA	Advocate-SCA Partners, LLC	Ownership	53.882	UnitedHealth Group Incorporated		
		.00000	83-0543458				Mile High SurgiCenter, LLC	.CO	NIA	SCA-Denver Physicians Holdings, LLC	Ownership	100.000	UnitedHealth Group Incorporated		
		.00000	30-0445773				Mobile Medical Services, P.C.	.NY	NIA	Physician(s) Owned	Influence	0.000	UnitedHealth Group Incorporated		.1
		.00000	63-0883553				Mobile-SC, LTD.	.AL	NIA	SCA-Mobile, LLC	Ownership	33.000	UnitedHealth Group Incorporated		.2
		.00000					Modality Accountable Care Organisation Limited	.GBR	NIA	Optum UK Solutions Group Limited	Ownership	50.000	UnitedHealth Group Incorporated		.2
		.00000	31-1191553				Modern Medical, Inc.	.OH	NIA	Healthcare Solutions, Inc.	Ownership	100.000	UnitedHealth Group Incorporated		
		.00000	85-3287029				Moen, M.D., P.C.	.CA	NIA	Physician(s) Owned	Influence	0.000	UnitedHealth Group Incorporated		.1
		.00000	22-3935634				Monarch Health Plan, Inc.	.CA	NIA	Monarch HealthCare, A Medical Group, Inc.	Ownership	49.000	UnitedHealth Group Incorporated		.1
		.00000	33-0587660				Monarch HealthCare, A Medical Group, Inc.	.CA	NIA	Corporation	Ownership	100.000	UnitedHealth Group Incorporated		.1
		.00000	45-3142852				Monarch Management Services, Inc.	.DE	NIA	Collaborative Care Holdings, LLC	Ownership	100.000	UnitedHealth Group Incorporated		
		.00000	84-4887072				Monika Roots, M.D., P.C.	.CA	NIA	Physician(s) Owned	Influence	0.000	UnitedHealth Group Incorporated		.1
		.00000	52-1401868				Montgomery Surgery Center Limited Partnership	.MD	NIA	Maryland Ambulatory Centers, LLC	Ownership	51.000	UnitedHealth Group Incorporated		
		.00000	26-3513595				Morris County Surgical Center, LLC	.NJ	NIA	SCA-Morris County, LLC	Ownership	55.000	UnitedHealth Group Incorporated		
		.00000	20-5892451				Mosaic Management Services, Inc.	.CA	NIA	Talbert Medical Group, P.C.	Ownership	21.480	UnitedHealth Group Incorporated		.1
		.00000	35-2566612				Mountain View Medical Group, LLC	.CO	NIA	OptumCare Holdings Colorado, LLC	Ownership	100.000	UnitedHealth Group Incorporated		
		.00000	81-1633765				MSLA Management LLC	.DE	NIA	Logistics Health, Inc.	Ownership	100.000	UnitedHealth Group Incorporated		
		.00000	62-1506649				Mt. Pleasant Surgery Center, L.P.	.TN	NIA	SCA-Mt. Pleasant, LLC	Ownership	99.000	UnitedHealth Group Incorporated		
		.00000	98-1285432				Multiangio Ltda.	.BRA	NIA	Esho – Empresa de Serviços Hospitalares S.A.	Ownership	93.000	UnitedHealth Group Incorporated		
		.00000	20-4209261				Muskogee Surgical Investors, LLC	.OK	NIA	Surgery Center of Muskogee, LLC	Ownership	100.000	UnitedHealth Group Incorporated		
		.00000	47-1935798				Mustang Razorback Holdings, Inc.	.DE	NIA	Optum360 Solutions, LLC	Ownership	100.000	UnitedHealth Group Incorporated		
		.00000	26-2564744				My Wellness Solutions, LLC	.DE	NIA	OptumHealth Care Solutions, LLC	Ownership	100.000	UnitedHealth Group Incorporated		
		.00000	20-3236839				NAHM Holdings, Inc.	.DE	NIA	Aveta Inc.	Ownership	100.000	UnitedHealth Group Incorporated		
		.00000	56-2627070				NAHM Medical Group Holdings, Inc.	.CA	NIA	Physician(s) Owned	Influence	0.000	UnitedHealth Group Incorporated		.1
		.00000	61-1627269				NAHM MGH, Inc.	.CA	NIA	Physician(s) Owned	Influence	0.000	UnitedHealth Group Incorporated		.1
.0707	UnitedHealth Group Incorporated	.98205	73-1187572				National Foundation Life Insurance Company	.TX	.IA	Enterprise Life Insurance Company	Ownership	100.000	UnitedHealth Group Incorporated		.1
.0707	UnitedHealth Group Incorporated	.95251	76-0196559				National Pacific Dental, Inc.	.TX	.IA	Dental Benefit Providers, Inc.	Ownership	100.000	UnitedHealth Group Incorporated		

SCHEDULE Y
PART 1A - DETAIL OF INSURANCE HOLDING COMPANY SYSTEM

1	2	3	4	5	6	7	8	9	10	11	12	13	14	15	16
Group Code	Group Name	NAIC Company Code	ID Number	Federal RSSD	CIK	Name of Securities Exchange if Publicly Traded (U.S. or International)	Names of Parent, Subsidiaries Or Affiliates	Domi-ciliary Location	Relation-ship to Reporting Entity	Directly Controlled by (Name of Entity/Person)	Type of Control (Ownership, Board, Management, Attorney-in-Fact, Influence, Other)	If Control is Owner-ship Provide Percen-tage	Ultimate Controlling Entity(ies)/Person(s)	Is an SCA Filing Re-quired? (Y/N)	*
		.00000	36-3549627				National Surgery Centers, LLC	.DE	.NIA	Surgical Care Affiliates, LLC	Ownership	100.000	UnitedHealth Group Incorporated		
		.00000	45-3735192				Navigator Health, Inc.	.DE	.NIA	naviHealth Holdings, LLC	Ownership	100.000	UnitedHealth Group Incorporated		
		.00000	84-2283691				Naviguard, Inc.	.DE	.NIA	UnitedHealth Group Ventures, LLC	Ownership	100.000	UnitedHealth Group Incorporated		
		.00000	84-3482655				naviHealth Care at Home, LLC	.DE	.NIA	naviHealth, Inc.	Ownership	100.000	UnitedHealth Group Incorporated		
		.00000	85-0975337				naviHealth Coordinated Care SC, P.C.	.MI	.NIA	Physician(s) Owned	Influence	0.000	UnitedHealth Group Incorporated		.1
		.00000	84-5020906				naviHealth Coordinated Care, LLC	.DE	.NIA	naviHealth, Inc.	Ownership	100.000	UnitedHealth Group Incorporated		
		.00000	35-2431677				naviHealth Holdings, LLC	.DE	.NIA	Nomad Buyer, Inc.	Ownership	100.000	UnitedHealth Group Incorporated		
		.00000	84-3469040				naviHealth Michigan HBPC, P.C.	.MI	.NIA	Physician(s) Owned	Influence	0.000	UnitedHealth Group Incorporated		.1
		.00000	61-1669841				naviHealth SM Holdings, Inc.	.DE	.NIA	naviHealth Holdings, LLC	Ownership	100.000	UnitedHealth Group Incorporated		
		.00000	36-4719151				naviHealth, Inc.	.DE	.NIA	naviHealth Holdings, LLC	Ownership	100.000	UnitedHealth Group Incorporated		
.0707	UnitedHealth Group Incorporated	.95123	65-0996107				Neighborhood Health Partnership, Inc.	.FL	.IA	UnitedHealthcare, Inc.	Ownership	100.000	UnitedHealth Group Incorporated		
		.00000	20-4755277				Netwerkes, LLC	.TN	.NIA	Optum360 Solutions, LLC	Ownership	100.000	UnitedHealth Group Incorporated		
.0707	UnitedHealth Group Incorporated	.95758	88-0228572				Nevada Pacific Dental	.NV	.IA	Dental Benefit Providers, Inc.	Ownership	100.000	UnitedHealth Group Incorporated		
		.00000	72-1267232				New Orleans Regional Physician Hospital Organization, L.L.C.	.LA	.NIA	UnitedHealthcare, Inc.	Ownership	100.000	UnitedHealth Group Incorporated		
		.00000	84-1250135				New West Physicians, Inc.	.CO	.NIA	Newton Holdings, LLC	Ownership	100.000	UnitedHealth Group Incorporated		
		.00000	30-1080342				Newton Holdings, LLC	.DE	.NIA	Collaborative Care Holdings, LLC	Ownership	80.100	UnitedHealth Group Incorporated		
		.00000	26-2995765				Nifty After Fifty/Monarch, LLC	.CA	.NIA	Monarch HealthCare, A Medical Group, Inc.	Ownership	100.000	UnitedHealth Group Incorporated		.1
		.00000	88-1111251				Nomad Buyer, Inc.	.DE	.NIA	UnitedHealth Group Incorporated	Ownership	100.000	UnitedHealth Group Incorporated		
		.00000	33-0673955				North American Medical Management California, Inc.	.TN	.NIA	NAMM Holdings, Inc.	Ownership	100.000	UnitedHealth Group Incorporated		
		.00000	27-2248103				North Dallas Surgical Center, LLC	.DE	.NIA	Surgical Care Affiliates, LLC	Influence	1.000	UnitedHealth Group Incorporated		
		.00000	20-2564137				North Puget Sound Oncology Equipment Leasing Company, LLC	.WA	.NIA	Everett MSO, Inc.	Ownership	71.250	UnitedHealth Group Incorporated		
		.00000	88-0245121				Northern Nevada Health Network, Inc.	.NV	.NIA	Sierra Health Services, Inc.	Ownership	100.000	UnitedHealth Group Incorporated		
		.00000	63-1240726				Northern Rockies Surgery Center, L.P.	.TN	.NIA	Northern Rockies Surgicenter, Inc.	Ownership	40.000	UnitedHealth Group Incorporated		.2
		.00000	81-0399251				Northern Rockies Surgicenter, Inc.	.MT	.NIA	National Surgery Centers, LLC	Ownership	100.000	UnitedHealth Group Incorporated		
		.00000	85-4070254				Northern Utah Surgery Center, LLC	.UT	.NIA	SCA Northern Utah Holdings, LLC	Ownership	100.000	UnitedHealth Group Incorporated		
		.00000	95-4748023				Northridge Medical Group, Inc.	.CA	.NIA	HealthCare Partners Affiliates Medical Group	Ownership	100.000	UnitedHealth Group Incorporated		.1
		.00000	91-1699944				Northwest Medical Group Alliance, LLC	.WA	.NIA	The Polyclinic, PLLC	Ownership	100.000	UnitedHealth Group Incorporated		.1
		.00000	45-5055997				Northwest Spine and Laser Surgery Center, LLC								
		.00000	37-1007387				Northwest Surgicare, LLC	.OR	.NIA	SCA Northwest Holdings, LLC	Ownership	51.000	UnitedHealth Group Incorporated		
		.00000	75-2494046				Northwest Surgicare, Ltd., an Illinois Limited Partnership	.DE	.NIA	Surgery Center Holding, LLC	Ownership	100.000	UnitedHealth Group Incorporated		
		.00000	75-2494046				Northwest Surgicare, Ltd., an Illinois Limited Partnership	.IL	.NIA	Northwest Surgicare, LLC	Ownership	66.000	UnitedHealth Group Incorporated		
		.00000	61-1855159				Northwest Surgicare, Ltd., an Illinois Limited Partnership	.IL	.NIA	Endoscopy Center Affiliates, Inc.	Ownership	1.000	UnitedHealth Group Incorporated		
		.00000	56-1963226				NPN IPA Washington, PLLC	.WA	.NIA	Everett Physicians, Inc. P.S.	Ownership	100.000	UnitedHealth Group Incorporated		.1
		.00000	56-1775016				NSC Greensboro West, LLC	.DE	.NIA	National Surgery Centers, LLC	Ownership	49.000	UnitedHealth Group Incorporated		.2
		.00000	36-4210296				NSC Greensboro, LLC	.DE	.NIA	National Surgery Centers, LLC	Ownership	100.000	UnitedHealth Group Incorporated		
		.00000	91-1553479				NSC Lancaster, LLC	.DE	.NIA	National Surgery Centers, LLC	Ownership	100.000	UnitedHealth Group Incorporated		
		.00000	33-0812824				NSC Seattle, Inc.	.WA	.NIA	National Surgery Centers, LLC	Ownership	100.000	UnitedHealth Group Incorporated		
		.00000	81-3764590				NSC Upland, LLC	.DE	.NIA	National Surgery Centers, LLC	Ownership	100.000	UnitedHealth Group Incorporated		
		.00000	83-4364718				Oak HC/FT LDI Blocker, LLC	.DE	.NIA	Diplomat Pharmacy, Inc.	Ownership	100.000	UnitedHealth Group Incorporated		
		.00000	84-3189778				OC Cardiology Practice Partners, LLC	.DE	.NIA	SC Affiliates, LLC	Ownership	100.000	UnitedHealth Group Incorporated		
		.00000	98-1454609				OCC MSO, LLC	.DE	.NIA	OptumCare Specialty Practices, LLC	Ownership	50.000	UnitedHealth Group Incorporated		
		.00000	98-1454609				Omesa SpA	.CHL	.NIA	Vida Integra S.A.	Ownership	99.996	UnitedHealth Group Incorporated		
		.00000	27-0062838				Omesa SpA	.CHL	.NIA	Saden S.A.	Ownership	0.004	UnitedHealth Group Incorporated		
		.00000	98-1456252				OmniClaim, LLC	.DE	.NIA	Equian, LLC	Ownership	100.000	UnitedHealth Group Incorporated		
		.00000	26-1914835				Oncocare S.A.C.	.PER	.NIA	Pacifico S.A. Entidad Prestadora de Salud EPS	Ownership	80.000	UnitedHealth Group Incorporated		
.0707	UnitedHealth Group Incorporated	.96940	52-1518174				Ophthalmology Surgery Center of Dallas, LLC	.TX	.NIA	Surgical Care Affiliates, LLC	Influence	1.000	UnitedHealth Group Incorporated		
							Optimum Choice, Inc.	.MD	.IA	United HealthCare Services, Inc.	Ownership	100.000	UnitedHealth Group Incorporated		

SCHEDULE Y
PART 1A - DETAIL OF INSURANCE HOLDING COMPANY SYSTEM

1	2	3	4	5	6	7	8	9	10	11	12	13	14	15	16
Group Code	Group Name	NAIC Company Code	ID Number	Federal RSSD	CIK	Name of Securities Exchange if Publicly Traded (U.S. or International)	Names of Parent, Subsidiaries Or Affiliates	Domi-ciliary Location	Relation-ship to Reporting Entity	Directly Controlled by (Name of Entity/Person)	Type of Control (Ownership, Board, Management, Attorney-in-Fact, Influence, Other)	If Control is Ownership Provide Percentage	Ultimate Controlling Entity(ies)/Person(s)	Is an SCA Filing Re-quired? (Y/N)	*
		.00000	47-0858534	3202702			Optum Bank, Inc.UT	.NIA	OptumHealth Financial Services, Inc.	Ownership.....	100.000	UnitedHealth Group Incorporated		
		.00000	36-3437660				Optum Biometrics, Inc.IL	.NIA	OptumHealth Care Solutions, LLC	Ownership.....	100.000	UnitedHealth Group Incorporated		
		.00000	26-0683057				Optum Care Services CompanyTN	.NIA	Inspiris, Inc.	Ownership.....	100.000	UnitedHealth Group Incorporated		
		.00000	83-1959511				Optum Care, Inc.DE	.NIA	Collaborative Care Services, Inc.	Ownership.....	100.000	UnitedHealth Group Incorporated		
		.00000	75-2778455				Optum Clinic, P.A.TX	.NIA	Physician(s) Owned	Influence.....	0.000	UnitedHealth Group Incorporated		.1
		.00000	37-1782217				Optum Clinics Holdings, Inc.DE	.NIA	Collaborative Care Holdings, LLC	Ownership.....	100.000	UnitedHealth Group Incorporated		
		.00000	38-3969193				Optum Clinics Intermediate Holdings, Inc.DE	.NIA	Optum Clinics Holdings, Inc.	Ownership.....	100.000	UnitedHealth Group Incorporated		
		.00000	20-3253658				Optum Compounding Services, LLCAZ	.NIA	Optum Pharmacy 801, Inc.	Ownership.....	100.000	UnitedHealth Group Incorporated		
		.00000					Optum Digital Health Holdings, LLCDE	.NIA	Consumer Wellness Solutions, Inc.	Ownership.....	100.000	UnitedHealth Group Incorporated		
		.00000	46-1981651				Optum Direct To Consumer, Inc.DE	.NIA	Optum, Inc.	Ownership.....	100.000	UnitedHealth Group Incorporated		
		.00000	98-1325466				Optum Finance (Ireland) Unlimited CompanyJRL	.NIA	UnitedHealthcare International VIII S.à r.l.	Ownership.....	100.000	UnitedHealth Group Incorporated		
		.00000	85-2786455				Optum Frontier Therapies Holdings, LLCDE	.NIA	Optum, Inc.	Ownership.....	100.000	UnitedHealth Group Incorporated		
		.00000	45-2532834				Optum Frontier Therapies II, LLCNV	.NIA	Optum Frontier Therapies Holdings, LLC	Ownership.....	100.000	UnitedHealth Group Incorporated		
		.00000	45-2301399				Optum Frontier Therapies, LLCMI	.NIA	Optum Frontier Therapies Holdings, LLC	Ownership.....	100.000	UnitedHealth Group Incorporated		
		.00000	98-1103015				Optum Global Solutions (India) Private LimitedIND	.NIA	Optum Global Solutions International B.V.	Ownership.....	99.999	UnitedHealth Group Incorporated		
		.00000	98-1103015				Optum Global Solutions (India) Private LimitedIND	.NIA	UnitedHealth International, Inc.	Ownership.....	0.001	UnitedHealth Group Incorporated		
		.00000	98-1097776				Optum Global Solutions (Philippines), Inc.PHL	.NIA	Optum Global Solutions International B.V.	Ownership.....	99.991	UnitedHealth Group Incorporated		
		.00000					Optum Global Solutions Colombia S.A.S.COL	.NIA	Bordeaux UK Holdings II Limited	Ownership.....	100.000	UnitedHealth Group Incorporated		
		.00000	98-1201187				Optum Global Solutions International B.V.NLD	.NIA	Optum Technology, LLC	Ownership.....	97.480	UnitedHealth Group Incorporated		
		.00000	98-1201187				Optum Global Solutions International B.V.NLD	.NIA	OptumHealth International B.V.	Ownership.....	2.520	UnitedHealth Group Incorporated		
		.00000	04-3574101				Optum Government Solutions, Inc.DE	.NIA	OptumInsight, Inc.	Ownership.....	100.000	UnitedHealth Group Incorporated		
		.00000					Optum Health & Technology (Hong Kong) Limited	.HKG	.NIA	OptumHealth International B.V.	Ownership.....	100.000	UnitedHealth Group Incorporated		
		.00000	98-1095799				Optum Health & Technology (India) Private Limited	.IND	.NIA	OptumHealth International B.V.	Ownership.....	99.999	UnitedHealth Group Incorporated		
		.00000	98-1095799				Optum Health & Technology (India) Private Limited	.IND	.NIA	United Behavioral Health	Ownership.....	0.001	UnitedHealth Group Incorporated		
		.00000	98-1097886				Optum Health & Technology (Singapore) Pte. Ltd.	.SGP	.NIA	OptumHealth International B.V.	Ownership.....	100.000	UnitedHealth Group Incorporated		
		.00000	20-2149493				Optum Health & Technology (US), LLC	.MO	.NIA	OptumHealth Holdings, LLC	Ownership.....	100.000	UnitedHealth Group Incorporated		
		.00000	43-1747235				Optum Health & Technology Holdings (US), Inc.	.MO	.NIA	Optum, Inc.	Ownership.....	100.000	UnitedHealth Group Incorporated		
		.00000	98-1184561				Optum Health & Technology Serviços do Brasil Ltda.	.BRA	.NIA	Optum Global Solutions International B.V.	Ownership.....	99.998	UnitedHealth Group Incorporated		
		.00000	98-1184561				Optum Health & Technology Serviços do Brasil Ltda.	.BRA	.NIA	OptumInsight, Inc.	Ownership.....	0.002	UnitedHealth Group Incorporated		
		.00000	98-1276517				Optum Health and Technology FZ-LLC	.ARE	.NIA	Optum Global Solutions International B.V.	Ownership.....	100.000	UnitedHealth Group Incorporated		
		.00000	46-2385459				Optum Health Plan of California	.DE	.NIA	OptumCare Holdings, LLC	Ownership.....	100.000	UnitedHealth Group Incorporated		
		.00000	98-1097921				Optum Health Services (Canada) Ltd.	.CAN	.NIA	Optum Health & Technology Holdings (US), Inc.	Ownership.....	100.000	UnitedHealth Group Incorporated		
		.00000	98-1406274				Optum Health Solutions (Australia) Pty Ltd.	.AUS	.NIA	Optum UK Solutions Group Limited	Ownership.....	100.000	UnitedHealth Group Incorporated		
		.00000	98-1147355				Optum Health Solutions (UK) Limited	.GBR	.NIA	Optum UK Solutions Group Limited	Ownership.....	100.000	UnitedHealth Group Incorporated		
		.00000	58-2068880				Optum Healthcare of Illinois, Inc.	.GA	.NIA	Optum Women's and Children's Health, LLC	Ownership.....	100.000	UnitedHealth Group Incorporated		
		.00000	20-0212381				Optum Hospice Pharmacy Services, LLC	.DE	.NIA	OptumRx Health Solutions, LLC	Ownership.....	100.000	UnitedHealth Group Incorporated		
		.00000	11-2997132				Optum Infusion Services 100, Inc.	.NY	.NIA	Optum Infusion Services 500, Inc.	Ownership.....	100.000	UnitedHealth Group Incorporated		
		.00000	11-3485985				Optum Infusion Services 101, Inc.	.NY	.NIA	Optum Infusion Services 100, Inc.	Ownership.....	100.000	UnitedHealth Group Incorporated		
		.00000	27-1533840				Optum Infusion Services 103, LLC	.DE	.NIA	Serquinox Holdings LLC	Ownership.....	100.000	UnitedHealth Group Incorporated		
		.00000	57-0861358				Optum Infusion Services 200, Inc.	.SC	.NIA	Ambient Healthcare, Inc.	Ownership.....	100.000	UnitedHealth Group Incorporated		
		.00000	55-0802777				Optum Infusion Services 201, Inc.	.FL	.NIA	Ambient Healthcare, Inc.	Ownership.....	100.000	UnitedHealth Group Incorporated		
		.00000	20-4881413				Optum Infusion Services 202, Inc.	.FL	.NIA	Ambient Healthcare, Inc.	Ownership.....	100.000	UnitedHealth Group Incorporated		
		.00000	33-1012700				Optum Infusion Services 203, Inc.	.FL	.NIA	Ambient Healthcare, Inc.	Ownership.....	100.000	UnitedHealth Group Incorporated		

SCHEDULE Y
PART 1A - DETAIL OF INSURANCE HOLDING COMPANY SYSTEM

1	2	3	4	5	6	7	8	9	10	11	12	13	14	15	16
Group Code	Group Name	NAIC Company Code	ID Number	Federal RSSD	CIK	Name of Securities Exchange if Publicly Traded (U.S. or International)	Names of Parent, Subsidiaries Or Affiliates	Domi-ciliary Location	Relation-ship to Reporting Entity	Directly Controlled by (Name of Entity/Person)	Type of Control (Ownership, Board, Management, Attorney-in-Fact, Influence, Other)	If Control is Owner-ship Provide Percen-tage	Ultimate Controlling Entity(ies)/Person(s)	Is an SCA Filing Re-quired? (Y/N)	*
0707	UnitedHealth Group Incorporated	.00000	55-0802774				Optum Infusion Services 204, Inc.	FL	NIA	Ambient Healthcare, Inc.	Ownership	100.000	UnitedHealth Group Incorporated		
		.00000	26-3738273				Optum Infusion Services 205, Inc.	FL	NIA	Ambient Healthcare, Inc.	Ownership	100.000	UnitedHealth Group Incorporated		
		.00000	63-1284325				Optum Infusion Services 206, Inc.	AL	NIA	Ambient Healthcare, Inc.	Ownership	100.000	UnitedHealth Group Incorporated		
		.00000	63-0964525				Optum Infusion Services 207, Inc.	AL	NIA	Optum Infusion Services 206, Inc.	Ownership	100.000	UnitedHealth Group Incorporated		
		.00000	20-4963945				Optum Infusion Services 208, Inc.	NC	NIA	Ambient Healthcare, Inc.	Ownership	100.000	UnitedHealth Group Incorporated		
		.00000	55-0802779				Optum Infusion Services 209, Inc.	GA	NIA	Ambient Healthcare, Inc.	Ownership	100.000	UnitedHealth Group Incorporated		
		.00000	75-2196224				Optum Infusion Services 301, LP	OK	NIA	Optum Infusion Services 305, LLC	Ownership	0.050	UnitedHealth Group Incorporated		
		.00000	75-2196224				Optum Infusion Services 301, LP	OK	NIA	Optum Infusion Services 500, Inc.	Ownership	99.950	UnitedHealth Group Incorporated		
		.00000	27-0668812				Optum Infusion Services 302, LLC	NE	NIA	Optum Infusion Services 500, Inc.	Ownership	100.000	UnitedHealth Group Incorporated		
		.00000	26-2565032				Optum Infusion Services 305, LLC	DE	NIA	Optum Infusion Services 500, Inc.	Ownership	100.000	UnitedHealth Group Incorporated		
		.00000	20-3741084				Optum Infusion Services 308, LLC	AZ	NIA	SCP Specialty Infusion, LLC	Ownership	100.000	UnitedHealth Group Incorporated		
		.00000	02-0653265				Optum Infusion Services 401, LLC	CA	NIA	SCP Specialty Infusion, LLC	Ownership	100.000	UnitedHealth Group Incorporated		
		.00000	26-4312858				Optum Infusion Services 402, LLC	CA	NIA	SCP Specialty Infusion, LLC	Ownership	100.000	UnitedHealth Group Incorporated		
		.00000	47-0941801				Optum Infusion Services 403, LLC	CA	NIA	SCP Specialty Infusion, LLC	Ownership	100.000	UnitedHealth Group Incorporated		
		.00000	93-1103256				Optum Infusion Services 404, LLC	OR	NIA	SCP Specialty Infusion, LLC	Ownership	100.000	UnitedHealth Group Incorporated		
		.00000	27-3918706				Optum Infusion Services 500, Inc.	DE	NIA	AxelaCare, LLC	Ownership	100.000	UnitedHealth Group Incorporated		
		.00000	84-2822134				Optum Infusion Services 501, Inc.	DE	NIA	Optum Infusion Services 500, Inc.	Ownership	100.000	UnitedHealth Group Incorporated		
		.69647	31-0628424				Optum Insurance of Ohio, Inc.	OH	IA	OptumRx PBM of Maryland, LLC	Ownership	100.000	UnitedHealth Group Incorporated		
		.00000	46-4734521				Optum Labs Dimensions, Inc.	DE	NIA	Optum Labs Topaz, Inc.	Ownership	100.000	UnitedHealth Group Incorporated		
		.00000	98-1249178				Optum Labs International (UK) Ltd.	GBR	NIA	UnitedHealth UK Limited	Ownership	100.000	UnitedHealth Group Incorporated		
		.00000	46-1615964				Optum Labs Topaz, Inc.	DE	NIA	Optum, Inc.	Ownership	100.000	UnitedHealth Group Incorporated		
		.00000	41-1934238				Optum Labs, LLC	DE	NIA	United HealthCare Services, Inc.	Ownership	100.000	UnitedHealth Group Incorporated		
		.00000	98-1209730				Optum Life Sciences (Canada) Inc.	CAN	NIA	OptumInsight Life Sciences, Inc.	Ownership	100.000	UnitedHealth Group Incorporated		
		.00000	95-2974864				Optum Magan Management, Inc.	CA	NIA	OptumCare Management, LLC	Ownership	100.000	UnitedHealth Group Incorporated		
		.00000	98-1098190				Optum Management Consulting (Shanghai) Co., Ltd.	CHN	NIA	Optum Health & Technology Holdings (US), Inc.	Ownership	100.000	UnitedHealth Group Incorporated		
		.00000	30-0826311				Optum Medical Services of California, P.C.	CA	NIA	Physician(s) Owned	Influence	0.000	UnitedHealth Group Incorporated		1
		.00000	45-5424191				Optum Medical Services of Colorado, P.C.	CO	NIA	Physician(s) Owned	Influence	0.000	UnitedHealth Group Incorporated		1
		.00000	45-3866363				Optum Medical Services, P.C.	NC	NIA	Physician(s) Owned	Influence	0.000	UnitedHealth Group Incorporated		1
		.11068	30-0029448				Optum Networks of New Jersey, Inc.	DE	IA	OrthoNet Holdings, Inc.	Ownership	100.000	UnitedHealth Group Incorporated		
		.00000	58-1873062				Optum of New York, Inc.	NY	NIA	Optum Women's and Children's Health, LLC	Ownership	100.000	UnitedHealth Group Incorporated		
		.00000	98-1097761				Optum Operations (Ireland) Unlimited Company	IRL	NIA	UnitedHealthcare International VII S.à r.l.	Ownership	100.000	UnitedHealth Group Incorporated		
		.00000					Optum Oregon MSO, LLC	DE	NIA	Collaborative Care Holdings, LLC	Ownership	100.000	UnitedHealth Group Incorporated		
		.00000	20-8911466				Optum Palliative and Hospice Care of Pennsylvania, Inc.	TN	NIA	Hospice Inspiris Holdings, Inc.	Ownership	100.000	UnitedHealth Group Incorporated		
		.00000	20-8911303				Optum Palliative and Hospice Care of Texas, Inc.	TN	NIA	Hospice Inspiris Holdings, Inc.	Ownership	100.000	UnitedHealth Group Incorporated		
		.00000	45-3629080				Optum Perks LLC	DE	NIA	OptumRx PBM of Illinois, Inc.	Ownership	58.000	UnitedHealth Group Incorporated		
		.00000	45-3629080				Optum Perks LLC	DE	NIA	OptumRx Health Solutions, LLC	Ownership	42.000	UnitedHealth Group Incorporated		
		.00000	36-4435924				Optum Pharmacy 601, LLC	FL	NIA	Apothecary Holdings, Inc.	Ownership	100.000	UnitedHealth Group Incorporated		
		.00000	82-4030553				Optum Pharmacy 700, LLC	DE	NIA	OptumRx Administrative Services, LLC	Ownership	100.000	UnitedHealth Group Incorporated		
		.00000	84-2827343				Optum Pharmacy 701, LLC	DE	NIA	OptumRx Administrative Services, LLC	Ownership	100.000	UnitedHealth Group Incorporated		
		.00000	46-2731176				Optum Pharmacy 702, LLC	IN	NIA	OptumRx PBM of Illinois, Inc.	Ownership	100.000	UnitedHealth Group Incorporated		
		.00000	20-2719823				Optum Pharmacy 704, Inc.	TX	NIA	BriovaRx of Florida, Inc.	Ownership	100.000	UnitedHealth Group Incorporated		
		.00000	55-0824381				Optum Pharmacy 705, LLC	AL	NIA	BriovaRx of Maine, Inc.	Ownership	100.000	UnitedHealth Group Incorporated		
		.00000	74-3103518				Optum Pharmacy 706, Inc.	NY	NIA	Salveo Specialty Pharmacy, Inc.	Ownership	100.000	UnitedHealth Group Incorporated		
		.00000	20-4515146				Optum Pharmacy 707, Inc.	CA	NIA	Salveo Specialty Pharmacy, Inc.	Ownership	100.000	UnitedHealth Group Incorporated		
		.00000	27-2869469				Optum Pharmacy 800, Inc.	AZ	NIA	Apothecary Holdings, Inc.	Ownership	100.000	UnitedHealth Group Incorporated		
		.00000	13-4318552				Optum Pharmacy 801, Inc.	AZ	NIA	Apothecary Holdings, Inc.	Ownership	100.000	UnitedHealth Group Incorporated		
		.00000	26-4241458				Optum Pharmacy 803, Inc.	AZ	NIA	Apothecary Holdings, Inc.	Ownership	100.000	UnitedHealth Group Incorporated		
		.00000	26-0583808				Optum Pharmacy 805, Inc.	AZ	NIA	Apothecary Holdings, Inc.	Ownership	100.000	UnitedHealth Group Incorporated		
		.00000	27-0121303				Optum Pharmacy 806, Inc.	CA	NIA	Apothecary Holdings, Inc.	Ownership	100.000	UnitedHealth Group Incorporated		
		.00000	20-4581265				Optum Public Sector Solutions, Inc.	DE	NIA	OptumInsight, Inc.	Ownership	100.000	UnitedHealth Group Incorporated		

SCHEDULE Y
PART 1A - DETAIL OF INSURANCE HOLDING COMPANY SYSTEM

1	2	3	4	5	6	7	8	9	10	11	12	13	14	15	16
Group Code	Group Name	NAIC Company Code	ID Number	Federal RSSD	CIK	Name of Securities Exchange if Publicly Traded (U.S. or International)	Names of Parent, Subsidiaries Or Affiliates	Domi-ciliary Location	Relation-ship to Reporting Entity	Directly Controlled by (Name of Entity/Person)	Type of Control (Ownership, Board, Management, Attorney-in-Fact, Influence, Other)	If Control is Owner-ship Provide Percen-tage	Ultimate Controlling Entity(ies)/Person(s)	Is an SCA Filing Re-quired? (Y/N)	*
		.00000	46-3328009				Optum Rocket, Inc.	.DE	NIA	OptumInsight, Inc.	Ownership	100.000	UnitedHealth Group Incorporated		
		.00000	26-0543382				Optum Senior Services, LLC	.AL	NIA	Optum Hospice Pharmacy Services, LLC	Ownership	100.000	UnitedHealth Group Incorporated		
		.00000	98-1307821				Optum Services (Ireland) Limited	.IRL	NIA	Optum Operations (Ireland) Unlimited Company	Ownership	100.000	UnitedHealth Group Incorporated		
		.00000	66-0870003				Optum Services (Puerto Rico) LLC	.PRI	NIA	UnitedHealthcare International III B.V.	Ownership	100.000	UnitedHealth Group Incorporated		
		.00000	45-4683454				Optum Services, Inc.	.DE	NIA	Optum, Inc.	Ownership	100.000	UnitedHealth Group Incorporated		
		.00000	98-1284698				Optum Solutions do Brasil – Tecnologia e Serviços de Suporte Ltda.	.BRA	NIA	Cemed Care – Empresa de Atendimento Clínico Geral Ltda.	Ownership	0.000	UnitedHealth Group Incorporated		
		.00000	98-1284698				Optum Solutions do Brasil – Tecnologia e Serviços de Suporte Ltda.	.BRA	NIA	Amil Assistência Médica Internacional S.A.	Ownership	100.000	UnitedHealth Group Incorporated		
		.00000	98-0644599				Optum Solutions UK Holdings Limited	.GBR	NIA	Optum Health & Technology Holdings (US), Inc.	Ownership	100.000	UnitedHealth Group Incorporated		
		.00000	46-5713629				Optum Technology, LLC	.DE	NIA	OptumInsight, Inc.	Ownership	100.000	UnitedHealth Group Incorporated		
		.00000	98-1097769				Optum UK Solutions Group Limited	.GBR	NIA	Optum Solutions UK Holdings Limited	Ownership	100.000	UnitedHealth Group Incorporated		
		.00000	85-0735012				Optum Washington Network, LLC	.WA	NIA	Collaborative Care Holdings, LLC	Ownership	93.000	UnitedHealth Group Incorporated		
		.00000	58-2205984				Optum Women's and Children's Health, LLC	.DE	NIA	My Wellness Solutions, LLC	Ownership	100.000	UnitedHealth Group Incorporated		
		.00000	30-0580620	3119994			Optum, Inc.	.DE	NIA	United HealthCare Services, Inc.	Ownership	100.000	UnitedHealth Group Incorporated		
		.00000	46-3983926				Optum360 Services, Inc.	.DE	NIA	Optum Rocket, Inc.	Ownership	69.000	UnitedHealth Group Incorporated		
		.00000	82-3446942				Optum360 Solutions, LLC	.DE	NIA	OptumInsight, Inc.	Ownership	100.000	UnitedHealth Group Incorporated		
		.00000	46-3328307				Optum360, LLC	.DE	NIA	Optum Rocket, Inc.	Ownership	69.000	UnitedHealth Group Incorporated		
		.00000	30-0940296				OptumCare ACO New Mexico, LLC	.DE	NIA	OptumCare New Mexico, LLC	Ownership	100.000	UnitedHealth Group Incorporated		
		.00000	47-1422097				OptumCare Clinical Trials, LLC	.DE	NIA	OptumCare Holdings, LLC	Ownership	100.000	UnitedHealth Group Incorporated		
		.00000	35-2597463				OptumCare Colorado ASC, LLC	.CO	NIA	OptumCare Colorado, LLC	Ownership	100.000	UnitedHealth Group Incorporated		
		.00000	47-2218380				OptumCare Colorado Springs, LLC	.CO	NIA	OptumCare Holdings Colorado, LLC	Ownership	100.000	UnitedHealth Group Incorporated		
		.00000	47-2196783				OptumCare Colorado, LLC	.CO	NIA	OptumCare Management, LLC	Ownership	100.000	UnitedHealth Group Incorporated		
		.00000	26-1508741				OptumCare Endoscopy Center New Mexico, LLC	.NM	NIA	OptumCare New Mexico, LLC	Ownership	100.000	UnitedHealth Group Incorporated		
		.00000	82-2227280				OptumCare Florida CI, LLC	.DE	NIA	OptumCare Florida, LLC	Ownership	100.000	UnitedHealth Group Incorporated		
		.00000	87-0408859				OptumCare Florida, LLC	.DE	NIA	OptumCare Holdings, LLC	Ownership	100.000	UnitedHealth Group Incorporated		
		.00000	30-0999065				OptumCare Holdings Colorado, LLC	.CO	NIA	OptumCare Colorado, LLC	Ownership	85.000	UnitedHealth Group Incorporated		
		.00000	56-2592163				OptumCare Holdings, LLC	.CA	NIA	Collaborative Care Holdings, LLC	Ownership	100.000	UnitedHealth Group Incorporated		
		.00000	95-4509662				OptumCare Management, LLC	.CA	NIA	OptumCare Holdings, LLC	Ownership	100.000	UnitedHealth Group Incorporated		
		.00000	20-4043287				OptumCare New Mexico, LLC	.DE	NIA	OptumCare Management, LLC	Ownership	100.000	UnitedHealth Group Incorporated		
		.00000	13-4138668				OptumCare New York IPA, Inc.	.NY	NIA	Inspiris, Inc.	Ownership	100.000	UnitedHealth Group Incorporated		
		.00000	45-3462809				OptumCare South Florida, LLC	.FL	NIA	OptumCare Management, LLC	Ownership	100.000	UnitedHealth Group Incorporated		
		.00000	84-3504842				OptumCare Specialty Practices, LLC	.DE	NIA	SC Affiliates, LLC	Ownership	100.000	UnitedHealth Group Incorporated		
		.00000	41-1591944				OptumHealth Care Solutions, LLC	.DE	NIA	OptumInsight, Inc.	Ownership	100.000	UnitedHealth Group Incorporated		
		.00000	47-0858530				OptumHealth Financial Services, Inc.	.DE	NIA	OptumHealth Holdings, LLC	Ownership	100.000	UnitedHealth Group Incorporated		
		.00000	47-1192395				OptumHealth Holdings, LLC	.DE	NIA	Optum, Inc.	Ownership	100.000	UnitedHealth Group Incorporated		
		.00000	98-1106868				OptumHealth International B.V.	.MLD	NIA	Catamaran S.á.r.l.	Ownership	100.000	UnitedHealth Group Incorporated		
		.00000					OptumInsight Holdings, LLC	.DE	NIA	Optum, Inc.	Ownership	100.000	UnitedHealth Group Incorporated		
		.00000	98-1401978				OptumInsight India Private Limited	.IND	NIA	The Advisory Board Company	Ownership	0.935	UnitedHealth Group Incorporated		
		.00000	98-1401978				OptumInsight India Private Limited	.IND	NIA	ABCO International Holdings, LLC	Ownership	99.065	UnitedHealth Group Incorporated		
		.00000	04-3383745				OptumInsight Life Sciences, Inc.	.DE	NIA	OptumInsight, Inc.	Ownership	100.000	UnitedHealth Group Incorporated		
		.00000	41-1858498				OptumInsight, Inc.	.DE	NIA	OptumInsight Holdings, LLC	Ownership	100.000	UnitedHealth Group Incorporated		
		.00000	75-2578509				OptumRx Administrative Services, LLC	.TX	NIA	OptumRx Holdings I, LLC	Ownership	100.000	UnitedHealth Group Incorporated		
		.00000	31-1728846				OptumRx Discount Card Services, LLC	.DE	NIA	OptumRx PBM of Illinois, Inc.	Ownership	100.000	UnitedHealth Group Incorporated		
		.00000	47-4734235				OptumRx Group Holdings, Inc.	.DE	NIA	Optum, Inc.	Ownership	100.000	UnitedHealth Group Incorporated		
		.00000	46-0666840				OptumRx Health Solutions, LLC	.DE	NIA	OptumRx Administrative Services, LLC	Ownership	100.000	UnitedHealth Group Incorporated		
		.00000	80-0870454				OptumRx Holdings I, LLC	.DE	NIA	OptumRx Group Holdings, Inc.	Ownership	100.000	UnitedHealth Group Incorporated		
		.00000					OptumRx Holdings, LLC	.DE	NIA	Optum, Inc.	Ownership	100.000	UnitedHealth Group Incorporated		
		.00000	34-1472211				OptumRx Home Delivery of Ohio, LLC	.OH	NIA	OptumRx Health Solutions, LLC	Ownership	100.000	UnitedHealth Group Incorporated		
		.00000	20-0218027				OptumRx IPA III, Inc.	.NY	NIA	OptumRx PBM of Maryland, LLC	Ownership	100.000	UnitedHealth Group Incorporated		
		.00000	20-0151096				OptumRx NY IPA, Inc.	.NY	NIA	OptumRx, Inc.	Ownership	100.000	UnitedHealth Group Incorporated		
		.00000	27-3419292				OptumRx of Pennsylvania, LLC	.DE	NIA	OptumRx Health Solutions, LLC	Ownership	100.000	UnitedHealth Group Incorporated		

SCHEDULE Y
PART 1A - DETAIL OF INSURANCE HOLDING COMPANY SYSTEM

1	2	3	4	5	6	7	8	9	10	11	12	13	14	15	16
Group Code	Group Name	NAIC Company Code	ID Number	Federal RSSD	CIK	Name of Securities Exchange if Publicly Traded (U.S. or International)	Names of Parent, Subsidiaries Or Affiliates	Domi-ciliary Location	Relation-ship to Reporting Entity	Directly Controlled by (Name of Entity/Person)	Type of Control (Ownership, Board, Management, Attorney-in-Fact, Influence, Other)	If Control is Ownership Provide Percen-tage	Ultimate Controlling Entity(ies)/Person(s)	Is an SCA Filing Re-quired? (Y/N)	*
		.00000	11-2581812				OptumRx PBM of Illinois, Inc.DE	.NIA	OptumRx Administrative Services, LLC	Ownership.....	100.000	UnitedHealth Group Incorporated		
		.00000	88-0361447				OptumRx PBM of Maryland, LLCNV	.NIA	OptumRx Health Solutions, LLC	Ownership.....	100.000	UnitedHealth Group Incorporated		
		.00000	03-0592263				OptumRx PBM of Pennsylvania, LLCPA	.NIA	OptumRx of Pennsylvania, LLC	Ownership.....	100.000	UnitedHealth Group Incorporated		
		.00000	38-3693753				OptumRx PBM of Wisconsin, LLCWI	.NIA	OptumRx PBM of Illinois, Inc.	Ownership.....	100.000	UnitedHealth Group Incorporated		
		.00000	16-1767416				OptumRx PD of Pennsylvania, LLCPA	.NIA	OptumRx of Pennsylvania, LLC	Ownership.....	100.000	UnitedHealth Group Incorporated		
		.00000	88-0373347				OptumRx Pharmacy of Nevada, Inc.NV	.NIA	OptumRx Health Solutions, LLC	Ownership.....	100.000	UnitedHealth Group Incorporated		
		.00000	47-3146510				OptumRx Pharmacy, Inc.DE	.NIA	OptumRx, Inc.	Ownership.....	100.000	UnitedHealth Group Incorporated		
		.00000	33-0441200				OptumRx, Inc.CA	.NIA	OptumRx Holdings, LLC	Ownership.....	100.000	UnitedHealth Group Incorporated		
		.00000	52-2016292				OptumServe Technology Services, Inc.MD	.NIA	OptumInsight, Inc.	Ownership.....	100.000	UnitedHealth Group Incorporated		
		.00000					Oregon Healthcare Resources, LLCOR	.NIA	CHR Physician Group, P.C.	Ownership.....	100.000	UnitedHealth Group Incorporated		
		.00000	22-3883387				Oregon Outpatient Surgery Center, LLCOR	.NIA	Providence & SCA Off-Campus Holdings, LLC	Ownership.....	51.180	UnitedHealth Group Incorporated		2
		.00000	59-3125869				Orlando Center for Outpatient Surgery, L.P. .	.GA	.NIA	Surgical Health Of Orlando, LLC	Ownership.....	51.000	UnitedHealth Group Incorporated		
		.00000	59-3125869				Orlando Center for Outpatient Surgery, L.P. .	.GA	.NIA	Surgical Health, LLC	Ownership.....	11.864	UnitedHealth Group Incorporated		
		.00000	46-2742615				Orthology Inc.DE	.NIA	UnitedHealth Group Ventures, LLC	Ownership.....	80.000	UnitedHealth Group Incorporated		
		.00000	13-3960641				OrthoNet Holdings, Inc.DE	.NIA	OptumHealth Care Solutions, LLC	Ownership.....	100.000	UnitedHealth Group Incorporated		
		.00000	13-3818652				OrthoNet LLCNY	.NIA	OrthoNet Holdings, Inc.	Ownership.....	100.000	UnitedHealth Group Incorporated		
		.00000	13-4025898				OrthoNet New York IPA, Inc.NY	.NIA	OrthoNet Holdings, Inc.	Ownership.....	100.000	UnitedHealth Group Incorporated		
		.00000	26-2884306				OrthoNet of the South, Inc.DE	.NIA	OrthoNet Holdings, Inc.	Ownership.....	100.000	UnitedHealth Group Incorporated		
		.00000	46-1581769				OrthoNet Services, Inc.DE	.NIA	OrthoNet Holdings, Inc.	Ownership.....	100.000	UnitedHealth Group Incorporated		
		.00000	20-0221966				OrthoNet West, Inc.DE	.NIA	OrthoNet Holdings, Inc.	Ownership.....	100.000	UnitedHealth Group Incorporated		
							Orthopedic Surgery Center of Palm Beach County, LLCFL	.NIA	SCA-Palm Beach, LLC	Ownership.....	26.500	UnitedHealth Group Incorporated		2
		.00000	81-2594417				Ovations, Inc.DE	.NIA	United HealthCare Services, Inc.	Ownership.....	100.000	UnitedHealth Group Incorporated		
		.00000	41-1921007				Oxford Benefit Management, Inc.CT	.NIA	Oxford Health Plans LLC	Ownership.....	100.000	UnitedHealth Group Incorporated		
.0707	UnitedHealth Group Incorporated78026	22-2797560				Oxford Health Insurance, Inc.NY	.IA	UnitedHealthcare Insurance Company	Ownership.....	100.000	UnitedHealth Group Incorporated		
.0707	UnitedHealth Group Incorporated96798	06-1181201				Oxford Health Plans (CT), Inc.CT	.IA	Oxford Health Plans LLC	Ownership.....	100.000	UnitedHealth Group Incorporated		
.0707	UnitedHealth Group Incorporated95506	22-2745725				Oxford Health Plans (NJ), Inc.NJ	.IA	Oxford Health Plans LLC	Ownership.....	100.000	UnitedHealth Group Incorporated		
.0707	UnitedHealth Group Incorporated95479	06-1181200				Oxford Health Plans (NY), Inc.NY	.IA	Oxford Health Plans LLC	Ownership.....	100.000	UnitedHealth Group Incorporated		
		.00000	52-2443751				Oxford Health Plans LLCDE	.NIA	UnitedHealth Group Incorporated	Ownership.....	100.000	UnitedHealth Group Incorporated		
		.00000	27-0008097				P2P Link, LLCDE	.NIA	SRPS, LLC	Ownership.....	100.000	UnitedHealth Group Incorporated		
		.00000	75-2857077				Pacific Casualty Company, Inc.HI	.NIA	USHEALTH Group, Inc.	Ownership.....	100.000	UnitedHealth Group Incorporated		
							PacifiCare Life and Health Insurance Company								
.0707	UnitedHealth Group Incorporated70785	35-1137395				PacifiCare Life Assurance CompanyIN	.IA	United HealthCare Services, Inc.	Ownership.....	100.000	UnitedHealth Group Incorporated		
.0707	UnitedHealth Group Incorporated84506	95-2829463				PacifiCare of Arizona, Inc.AZ	.IA	United HealthCare Services, Inc.	Ownership.....	100.000	UnitedHealth Group Incorporated		
.0707	UnitedHealth Group Incorporated95617	94-3267522				PacifiCare of Colorado, Inc.CO	.IA	United HealthCare Services, Inc.	Ownership.....	100.000	UnitedHealth Group Incorporated		
.0707	UnitedHealth Group Incorporated95434	84-1011378				PacifiCare of Nevada, Inc.NV	.IA	United HealthCare Services, Inc.	Ownership.....	100.000	UnitedHealth Group Incorporated		
							Pacífico S.A. Entidad Prestadora de Salud EPS								
		.00000	98-1444613				Panama City Surgery Center, LLCPER	.NIA	Empremédica S. A.	Ownership.....	50.000	UnitedHealth Group Incorporated		
		.00000	48-1255983				Park Hill Surgery Center, LLCFL	.NIA	SCA-Panama City Holdings, LLC	Ownership.....	53.457	UnitedHealth Group Incorporated		
		.00000	45-1484375				Parkway Surgery Center, LLCTX	.NIA	Surgical Care Affiliates, LLC	Influence.....	1.000	UnitedHealth Group Incorporated		
		.00000	20-4127100				Patrimonio Autónomo Nueva ClínicaDE	.NIA	SCA-Hagerstown, LLC	Ownership.....	78.400	UnitedHealth Group Incorporated		
		.00000					Patrimonio Autónomo Nueva ClínicaCOL	.NIA	Clínica del Country S.A.	Ownership.....	65.180	UnitedHealth Group Incorporated		
		.00000					Patrimonio Autónomo Nueva ClínicaCOL	.NIA	Promotora Country S.A.	Ownership.....	0.230	UnitedHealth Group Incorporated		
		.00000					Patrimonio Autónomo Nueva ClínicaCOL	.NIA	Banmédica Internacional SpA	Ownership.....	9.670	UnitedHealth Group Incorporated		
		.00000	62-1451147				Payment Resolution Services, LLCTN	.NIA	OptumInsight, Inc.	Ownership.....	100.000	UnitedHealth Group Incorporated		
		.00000	75-3265056				PCCCV, Inc.CA	.NIA	PrimeCare Medical Network, Inc.	Ownership.....	100.000	UnitedHealth Group Incorporated		
		.00000	47-2429625				Penzo Enterprises, LLCDE	.NIA	OptumRx Holdings, LLC	Ownership.....	100.000	UnitedHealth Group Incorporated		
										New Orleans Regional Physician Hospital Organization, L.L.C.					
.0707	UnitedHealth Group Incorporated13607	20-5662149				Peoples Health, Inc.LA	.IA	Orthology Inc.	Ownership.....	100.000	UnitedHealth Group Incorporated		
		.00000	20-5608977				Perham Physical Therapy, LTDMN	.NIA		Ownership.....	100.000	UnitedHealth Group Incorporated		
							Perimeter Center for Outpatient Surgery, L.P.								
		.00000	58-1978405					.GA	.NIA	SHC Atlanta, LLC	Ownership.....	26.643	UnitedHealth Group Incorporated		2

SCHEDULE Y
PART 1A - DETAIL OF INSURANCE HOLDING COMPANY SYSTEM

1	2	3	4	5	6	7	8	9	10	11	12	13	14	15	16
Group Code	Group Name	NAIC Company Code	ID Number	Federal RSSD	CIK	Name of Securities Exchange if Publicly Traded (U.S. or International)	Names of Parent, Subsidiaries Or Affiliates	Domi-ciliary Location	Relation-ship to Reporting Entity	Directly Controlled by (Name of Entity/Person)	Type of Control (Ownership, Board, Management, Attorney-in-Fact, Influence, Other)	If Control is Owner-ship Provide Percen-tage	Ultimate Controlling Entity(ies)/Person(s)	Is an SCA Filing Re-quired? (Y/N)	*
		.00000	47-5449645				Pharmaceutical Technologies Independent Practice Association, LLC	.NY	.NIA	Pharmaceutical Technologies, Inc.	Ownership	100.000	UnitedHealth Group Incorporated		
		.00000	47-0764793				Pharmaceutical Technologies, Inc.	.NE	.NIA	Diplomat Pharmacy, Inc.	Ownership	100.000	UnitedHealth Group Incorporated		
		.00000	35-2288416				PHC Subsidiary Holdings, LLC	.TX	.NIA	United HealthCare Services, Inc.	Ownership	100.000	UnitedHealth Group Incorporated		
		.00000	81-2902954				Physician Alliance of the Rockies, LLC	.CO	.NIA	New West Physicians, Inc.	Ownership	100.000	UnitedHealth Group Incorporated		
		.00000	95-4747379				Physician Associates of the Greater San Gabriel Valley, a Medical Group, Inc.	.CA	.NIA	HealthCare Partners Affiliates Medical Group	Ownership	100.000	UnitedHealth Group Incorporated		.1
		.00000	30-0516435				Physician Partners Medical Group, Inc.	.CA	.NIA	Physician(s) Owned	Influence	0.000	UnitedHealth Group Incorporated		.1
		.00000	91-1822767				Physicians Care Network, L.L.C.	.WA	.NIA	Physician(s) Owned	Influence	0.000	UnitedHealth Group Incorporated		.1
		.00000	59-3438026				Physicians Day Surgery Center, LLC	.FL	.NIA	SCA-Naples, LLC	Ownership	51.000	UnitedHealth Group Incorporated		
.0707	UnitedHealth Group Incorporated	.11494	04-3677255				Physicians Health Choice of Texas, LLC	.TX	.IA	PHC Subsidiary Holdings, LLC	Ownership	100.000	UnitedHealth Group Incorporated		
		.00000	52-1162824				Physicians Health Plan of Maryland, Inc.	.MD	.NIA	United HealthCare Services, Inc.	Ownership	100.000	UnitedHealth Group Incorporated		
		.00000	20-5170962				Physicians' Surgery Center of Downey, LLC	.CA	.NIA	SCA-AppleCare Partners, LLC	Ownership	59.998	UnitedHealth Group Incorporated		
		.00000	84-1498816				Pinnacle III, LLC	.CO	.NIA	SCA Pinnacle Holdings, LLC	Ownership	100.000	UnitedHealth Group Incorporated		
		.00000	98-1388873				Piano de Saude Ana Costa Ltda.	.BRA	.NIA	Santos Administração e Participações S.A. Anil Assistência Médica Internacional S.A.	Ownership	25.140	UnitedHealth Group Incorporated		
		.00000	98-1388873				Piano de Saúde Ana Costa Ltda.	.BRA	.NIA		Ownership	74.860	UnitedHealth Group Incorporated		
		.00000	66-0742844				Plus One Health Management Puerto Rico, Inc.	.PRI	.NIA	Plus One Holdings, Inc.	Ownership	100.000	UnitedHealth Group Incorporated		
		.00000	13-3613705				Plus One Holdings, Inc.	.DE	.NIA	OptumHealth Care Solutions, LLC	Ownership	100.000	UnitedHealth Group Incorporated		
		.00000	80-0670247				PMI Acquisition, LLC	.DE	.NIA	Progressive Enterprises Holdings, Inc.	Ownership	100.000	UnitedHealth Group Incorporated		
		.00000	26-3148744				PMSI Holdings, LLC	.DE	.NIA	Progressive Enterprises Holdings, Inc.	Ownership	100.000	UnitedHealth Group Incorporated		
		.00000	59-3166848				PMSI Settlement Solutions, LLC	.FL	.NIA	PMSI Holdings, LLC	Ownership	100.000	UnitedHealth Group Incorporated		
		.00000	56-2422696				PMSI, LLC	.FL	.NIA	PMSI Holdings, LLC	Ownership	100.000	UnitedHealth Group Incorporated		
		.00000	98-1083164				Polar II Fundo de Investimento em Participações Multiestrategia	.BRA	.NIA	UnitedHealthcare International IV S.á r.l.	Ownership	100.000	UnitedHealth Group Incorporated		
		.00000	47-5563848				Polo Holdco, LLC	.DE	.NIA	Collaborative Care Holdings, LLC	Ownership	80.100	UnitedHealth Group Incorporated		
		.00000	83-3042027				Polyclinic Holdings, P.C.	.WA	.NIA	Physician(s) Owned	Influence	0.000	UnitedHealth Group Incorporated		.1
		.00000	46-0508606				Polyclinic Management Services Company, LLC	.WA	.NIA	The Polyclinic, PLLC	Ownership	51.000	UnitedHealth Group Incorporated		.1
		.00000	46-5415205				POMCO Network, Inc.	.NY	.NIA	POMCO, Inc.	Ownership	100.000	UnitedHealth Group Incorporated		
		.00000	15-0581348				POMCO, Inc.	.NY	.NIA	UMR, Inc.	Ownership	100.000	UnitedHealth Group Incorporated		
		.00000	33-0261822				Pomerado Outpatient Surgical Center, Inc.	.CA	.NIA	ASC Network, LLC	Ownership	100.000	UnitedHealth Group Incorporated		
		.00000	33-0752699				Pomerado Outpatient Surgical Center, L.P.	.CA	.NIA	Pomerado Outpatient Surgical Center, Inc.	Ownership	57.500	UnitedHealth Group Incorporated		
		.00000	30-0844501				Post-Acute Care Center for Research, LLC	.DE	.NIA	naviHealth, Inc.	Ownership	100.000	UnitedHealth Group Incorporated		
		.00000	27-1454121				PPH Holdings, LLC	.DE	.NIA	Practice Partners in Healthcare, LLC	Ownership	100.000	UnitedHealth Group Incorporated		
		.00000	24-1453981				PPH Management Company, L.L.C.	.DE	.NIA	Practice Partners in Healthcare, LLC	Ownership	100.000	UnitedHealth Group Incorporated		
		.00000	26-4490039				PPH-Columbia, Inc.	.DE	.NIA	Practice Partners in Healthcare, LLC	Ownership	100.000	UnitedHealth Group Incorporated		
		.00000	26-4489980				PPH-Gardendale, Inc.	.DE	.NIA	Practice Partners in Healthcare, LLC	Ownership	100.000	UnitedHealth Group Incorporated		
		.00000	76-0770414				Practice Partners in Healthcare, LLC	.DE	.NIA	SCA-Practice Partners Holdings, LLC	Ownership	100.000	UnitedHealth Group Incorporated		
		.00000	75-2225186				Precision Dialing Services, Inc.	.DE	.NIA	USHEALTH Career Agency, Inc.	Ownership	100.000	UnitedHealth Group Incorporated		
		.00000	65-0683927				Preferred Care Partners Holding, Corp.	.FL	.NIA	United HealthCare Services, Inc.	Ownership	100.000	UnitedHealth Group Incorporated		
		.00000	26-1845018				Preferred Care Partners Medical Group, Inc.	.FL	.NIA	Preferred Care Partners Holding, Corp.	Ownership	100.000	UnitedHealth Group Incorporated		
.0707	UnitedHealth Group Incorporated	.11176	65-0885893				Preferred Care Partners, Inc.	.FL	.IA	Preferred Care Partners Holding, Corp.	Ownership	100.000	UnitedHealth Group Incorporated		
		.00000	75-3265059				Premier Choice ACO, Inc.	.CA	.NIA	PrimeCare Medical Network, Inc.	Ownership	100.000	UnitedHealth Group Incorporated		
		.00000	72-1378216				Premier Surgery Center of Louisville, L.P.	.TN	.NIA	SCA Premier Surgery Center of Louisville, LLC	Ownership	51.000	UnitedHealth Group Incorporated		
		.00000	20-1499748				Premiere Medical Resources, LLC	.DE	.NIA	Unity Health Network, LLC	Ownership	100.000	UnitedHealth Group Incorporated		
		.00000	33-0527335				Primary Care Associated Medical Group, Inc.	.CA	.NIA	NAAM Medical Group Holdings, Inc.	Ownership	100.000	UnitedHealth Group Incorporated		.1
		.00000	30-0516440				Prime Community Care, Inc.	.CA	.NIA	Physician(s) Owned	Influence	0.000	UnitedHealth Group Incorporated		.1
		.00000	88-0253112				Prime Health, Inc.	.NV	.NIA	Sierra Health Services, Inc.	Ownership	100.000	UnitedHealth Group Incorporated		
		.00000	33-0645768				PrimeCare Medical Group of Chino Valley, Inc.	.CA	.NIA	Physician(s) Owned	Influence	0.000	UnitedHealth Group Incorporated		.1
		.00000	33-0607478				PrimeCare Medical Network, Inc.	.CA	.NIA	NAAM Holdings, Inc.	Ownership	100.000	UnitedHealth Group Incorporated		
		.00000	87-0757397				PrimeCare of Citrus Valley, Inc.	.CA	.NIA	PrimeCare Medical Network, Inc.	Ownership	80.000	UnitedHealth Group Incorporated		

SCHEDULE Y
PART 1A - DETAIL OF INSURANCE HOLDING COMPANY SYSTEM

1	2	3	4	5	6	7	8	9	10	11	12	13	14	15	16
Group Code	Group Name	NAIC Company Code	ID Number	Federal RSSD	CIK	Name of Securities Exchange if Publicly Traded (U.S. or International)	Names of Parent, Subsidiaries Or Affiliates	Domi-ciliary Location	Relation-ship to Reporting Entity	Directly Controlled by (Name of Entity/Person)	Type of Control (Ownership, Board, Management, Attorney-in-Fact, Influence, Other)	If Control is Owner-ship Provide Percen-tage	Ultimate Controlling Entity(ies)/Person(s)	Is an SCA Filing Re-quired? (Y/N)	*
		.00000	33-0674407				PrimeCare of Corona, Inc.	CA	NIA	PrimeCare Medical Network, Inc.	Ownership	100.000	UnitedHealth Group Incorporated		
		.00000	33-0674401				PrimeCare of Hemet Valley, Inc.	CA	NIA	PrimeCare Medical Network, Inc.	Ownership	100.000	UnitedHealth Group Incorporated		
		.00000	33-0674408				PrimeCare of Inland Valley, Inc.	CA	NIA	PrimeCare Medical Network, Inc.	Ownership	100.000	UnitedHealth Group Incorporated		
		.00000	33-0674402				PrimeCare of Moreno Valley, Inc.	CA	NIA	PrimeCare Medical Network, Inc.	Ownership	100.000	UnitedHealth Group Incorporated		
		.00000	33-0674400				PrimeCare of Redlands, Inc.	CA	NIA	PrimeCare Medical Network, Inc.	Ownership	100.000	UnitedHealth Group Incorporated		
		.00000	33-0674404				PrimeCare of Riverside, Inc.	CA	NIA	PrimeCare Medical Network, Inc.	Ownership	100.000	UnitedHealth Group Incorporated		
		.00000	14-1915328				PrimeCare of San Bernardino, Inc.	CA	NIA	PrimeCare Medical Network, Inc.	Ownership	100.000	UnitedHealth Group Incorporated		
		.00000	33-0698439				PrimeCare of Sun City, Inc.	CA	NIA	PrimeCare Medical Network, Inc.	Ownership	100.000	UnitedHealth Group Incorporated		
		.00000	33-0674409				PrimeCare of Temecula, Inc.	CA	NIA	PrimeCare Medical Network, Inc.	Ownership	100.000	UnitedHealth Group Incorporated		
		.00000	14-1873402				Procura Management, Inc.	DE	NIA	Healthcare Solutions, Inc.	Ownership	100.000	UnitedHealth Group Incorporated		
		.00000	27-4371197				Progressive Enterprises Holdings, Inc.	DE	NIA	OptumRx, Inc.	Ownership	100.000	UnitedHealth Group Incorporated		
		.00000	31-1192384				Progressive Medical, LLC	OH	NIA	PMI Acquisition, LLC	Ownership	100.000	UnitedHealth Group Incorporated		
		.00000	45-4469117				ProHEALTH Accountable Care Medical Group, PLLC	NY	NIA	ProHEALTH Care Associates, L.L.P.	Ownership	100.000	UnitedHealth Group Incorporated		.1
		.00000	11-3447394				ProHEALTH Ambulatory Surgery Center, Inc.	NY	NIA	Physician(s) Owned	Influence	0.000	UnitedHealth Group Incorporated		.1
		.00000	47-5656253				ProHEALTH Care Associates of New Jersey LLP	NJ	NIA	Physician(s) Owned	Influence	0.000	UnitedHealth Group Incorporated		.1
		.00000	11-3355604				ProHEALTH Care Associates, L.L.P.	NY	NIA	ProHEALTH Medical NY, P.C.	Ownership	100.000	UnitedHealth Group Incorporated		.1
		.00000	47-1049961				ProHEALTH Medical Management, LLC	DE	NIA	Collaborative Care Holdings, LLC	Ownership	100.000	UnitedHealth Group Incorporated		
		.00000	47-1388406				ProHEALTH Medical NY, P.C.	NY	NIA	Physician(s) Owned	Influence	0.000	UnitedHealth Group Incorporated		.1
		.00000	45-5470737				ProHealth Physicians ACO, LLC	CT	NIA	ProHealth Physicians, Inc.	Ownership	100.000	UnitedHealth Group Incorporated		
		.00000	06-1446075				ProHealth Physicians, Inc.	CT	NIA	Polo Holdco, LLC	Ownership	100.000	UnitedHealth Group Incorporated		
		.00000	06-1469068				ProHealth Physicians, P.C.	CT	NIA	Physician(s) Owned	Influence	0.000	UnitedHealth Group Incorporated		.1
		.00000	32-0455430				ProHealth Proton Center Management, LLC	DE	NIA	ProHEALTH Medical Management, LLC	Ownership	100.000	UnitedHealth Group Incorporated		
		.00000	47-5661535				ProHEALTH Urgent Care Medicine of New Jersey LLP	NJ	NIA	Physician(s) Owned	Influence	0.000	UnitedHealth Group Incorporated		.1
		.00000	46-1883579				ProHEALTH Urgent Care Medicine, PLLC	NY	NIA	ProHEALTH Care Associates, L.L.P.	Ownership	100.000	UnitedHealth Group Incorporated		.1
		.00000					ProHealth/CareMount Dental Management, LLC	NY	NIA	CareMount Dental Member, LLC	Ownership	46.000	UnitedHealth Group Incorporated		.2
		.00000	85-0496329				Project Titan, LLC	DE	NIA	Triple Aim Partners, LLC	Ownership	99.600	UnitedHealth Group Incorporated		
		.00000					Promotora Country S.A.	COL	NIA	Banmedica S.A.	Ownership	50.000	UnitedHealth Group Incorporated		
		.00000	22-3493126				Pronounced Health Solutions, Inc.	DE	NIA	My Wellness Solutions, LLC	Ownership	100.000	UnitedHealth Group Incorporated		
		.00000	98-1444638				Prosemedic S.A.C.	PER	NIA	EPS	Ownership	80.000	UnitedHealth Group Incorporated		
		.00000	85-0775386				Prospero Health Partners Florida, Inc.	FL	NIA	Physician(s) Owned	Influence	0.000	UnitedHealth Group Incorporated		.1
		.00000	82-2400620				Prospero Health Partners New York, P.C.	NY	NIA	Physician(s) Owned	Influence	0.000	UnitedHealth Group Incorporated		.1
		.00000	84-4569314				Prospero Health Partners North Carolina, P.C.	NC	NIA	Physician(s) Owned	Influence	0.000	UnitedHealth Group Incorporated		.1
		.00000	84-3234753				Prospero Health Partners, P.C.	MN	NIA	Physician(s) Owned	Influence	0.000	UnitedHealth Group Incorporated		.1
		.00000	83-4217561				Prospero Management Services, LLC	DE	NIA	Triple Aim Partners, LLC	Ownership	100.000	UnitedHealth Group Incorporated		
		.00000	84-3844362				Prospero Medical Services New Jersey, P.C.	NJ	NIA	Physician(s) Owned	Influence	0.000	UnitedHealth Group Incorporated		.1
		.00000	82-3765555				Providence & SCA Off-Campus Holdings, LLC	DE	NIA	SCA-Portland, LLC	Ownership	40.000	UnitedHealth Group Incorporated		.2
		.00000	82-3270499				Providence & SCA On-Campus Holdings, LLC	DE	NIA	SCA-Portland, LLC	Ownership	20.000	UnitedHealth Group Incorporated		.2
		.00000					Providence & SCA Outreach Markets Holdings, LLC	DE	NIA	SCA-Portland, LLC	Ownership	49.000	UnitedHealth Group Incorporated		.2
		.00000	83-1591205				PS Center, LLC	CA	NIA	Beach Surgical Holdings II, LLC	Ownership	100.000	UnitedHealth Group Incorporated		.2
		.00000	46-1061132				PSC Bellevue, LLC	NE	NIA	Pharmaceutical Technologies, Inc.	Ownership	100.000	UnitedHealth Group Incorporated		
		.00000	46-1371723				PSC Coventry, LLC	NE	NIA	Pharmaceutical Technologies, Inc.	Ownership	100.000	UnitedHealth Group Incorporated		
		.00000	46-1367698				PSC Properties, LLC	NE	NIA	Pharmaceutical Technologies, Inc.	Ownership	100.000	UnitedHealth Group Incorporated		
		.00000	85-0921665				Psychiatry Services of New York, P.C.	NY	NIA	Physician(s) Owned	Influence	0.000	UnitedHealth Group Incorporated		.1
		.00000					Pulse Platform, LLC	DE	NIA	Rally Health, Inc.	Ownership	100.000	UnitedHealth Group Incorporated		
		.00000	46-3901920				QoL Acquisition Holdings Corp.	DE	NIA	Genoa Healthcare, Inc.	Ownership	100.000	UnitedHealth Group Incorporated		
		.00000	62-1804707				R Cubed, Inc.	TN	NIA	naviHealth SM Holdings, Inc.	Ownership	100.000	UnitedHealth Group Incorporated		
		.00000	35-2493256				Rally Health, Inc.	DE	NIA	Optum Digital Health Holdings, LLC	Ownership	100.000	UnitedHealth Group Incorporated		
		.00000	80-0947972				Real Appeal, Inc.	DE	NIA	Rally Health, Inc.	Ownership	100.000	UnitedHealth Group Incorporated		
		.00000					Recaudación y Cobranzas Honodav Ltda.	CHL	NIA	Servicios Integrados de Salud Ltda.	Ownership	1.000	UnitedHealth Group Incorporated		

SCHEDULE Y
PART 1A - DETAIL OF INSURANCE HOLDING COMPANY SYSTEM

1	2	3	4	5	6	7	8	9	10	11	12	13	14	15	16
Group Code	Group Name	NAIC Company Code	ID Number	Federal RSSD	CIK	Name of Securities Exchange if Publicly Traded (U.S. or International)	Names of Parent, Subsidiaries Or Affiliates	Domi-ciliary Loca-tion	Relation-ship to Reporting Entity	Directly Controlled by (Name of Entity/Person)	Type of Control (Ownership, Board, Management, Attorney-in-Fact, Influence, Other)	If Control is Owner-ship Provide Percen-tage	Ultimate Controlling Entity(ies)/Person(s)	Is an SCA Filing Re-quired? (Y/N)	*
0707	UnitedHealth Group Incorporated	.00000					Recaudación y Cobranzas Honodav Ltda.CHL	NIA	Clínica Dávila y Servicios Médicos S.A.	Ownership.....	99.000	UnitedHealth Group Incorporated		
		.00000	94-3115625				Redlands Ambulatory Surgery Center	.CA	NIA	Redlands-SCA Surgery Centers, Inc.	Ownership.....	54.000	UnitedHealth Group Incorporated		
							Redlands Family Practice Medical Group, Inc.								
		.00000	56-2627067												
		.00000	94-3115627				Redlands-SCA Surgery Centers, Inc.	.CA	NIA	Physician(s) Owned	Influence.....	0.000	UnitedHealth Group Incorporated		1
							Reliant Medical Group The Endoscopy Center, LLC	.CA	NIA	SC Affiliates, LLC	Ownership.....	100.000	UnitedHealth Group Incorporated		
		.00000	20-5251393					.MA	NIA	Reliant Medical Group, Inc.	Ownership.....	100.000	UnitedHealth Group Incorporated		1
		.00000	04-2472266				Reliant Medical Group, Inc.	.MA	NIA	Physician(s) Owned	Influence.....	0.000	UnitedHealth Group Incorporated		1
		.00000	82-3745100				Reliant MSO, LLC	.DE	NIA	Collaborative Care Holdings, LLC	Ownership.....	100.000	UnitedHealth Group Incorporated		
		.00000	46-0558032				Research Surgical Center LLC	.CO	NIA	PPH Holdings, LLC	Ownership.....	51.000	UnitedHealth Group Incorporated		
		.00000	45-2515438				RightCare Solutions, Inc.	.DE	NIA	naviHealth, Inc.	Ownership.....	100.000	UnitedHealth Group Incorporated		
		.00000	46-0758315				River Valley ASC, LLC	.CT	NIA	SCA-River Valley, LLC	Ownership.....	58.017	UnitedHealth Group Incorporated		
							Riverside Community Healthplan Medical Group, Inc.	.CA	NIA	NAMM Medical Group Holdings, Inc.	Ownership.....	100.000	UnitedHealth Group Incorporated		1
		.00000	33-0055097				Riverside Corporate Wellness, LLC	.WI	NIA	United HealthCare Services, Inc.	Ownership.....	50.000	UnitedHealth Group Incorporated		
							Riverside Electronic Healthcare Resources, Inc.			Riverside Community Healthplan Medical Group, Inc.	Ownership.....	100.000	UnitedHealth Group Incorporated		1
		.00000	20-3420379				Riverside Medical Management, LLC	.DE	NIA	ProHEALTH Medical Management, LLC	Ownership.....	100.000	UnitedHealth Group Incorporated		1
		.00000	32-0500242				Riverside Pediatric Group, P.C.	.NJ	NIA	Physician(s) Owned	Influence.....	0.000	UnitedHealth Group Incorporated		1
		.00000	22-3624559				Riverside Surgical Center of Meadowlands, LLC								
		.00000	83-2735771					.NJ	NIA	SCA-Riverside Partners, LLC	Ownership.....	100.000	UnitedHealth Group Incorporated		
		.00000	83-2722082				Riverside Surgical Center of Newark, LLC	.NJ	NIA	SCA-Riverside Partners, LLC	Ownership.....	90.000	UnitedHealth Group Incorporated		
		.00000	86-0857176				Robert B. McBeath, M.D. II, P.C.	.NV	NIA	Physician(s) Owned	Influence.....	0.000	UnitedHealth Group Incorporated		1
		.00000	46-2662506				Robert B. McBeath, M.D. III, P.C.	.NV	NIA	Robert B. McBeath, M.D. II, P.C.	Ownership.....	100.000	UnitedHealth Group Incorporated		1
							Robert B. McBeath, M.D., Professional Corporation	.NV	NIA	Physician(s) Owned	Influence.....	0.000	UnitedHealth Group Incorporated		1
		.00000	88-0310956				Rockville Eye Surgery Center, LLC	.MD	NIA	SCA Palisades Holdings, LLC	Ownership.....	55.000	UnitedHealth Group Incorporated		
		.00000	04-3713185				Rocky Mountain Health Maintenance Organization, Incorporated								
		.95482	84-0614905					.CO	IA	United HealthCare Services, Inc.	Ownership.....	100.000	UnitedHealth Group Incorporated		
							Rocky Mountain HealthCare Options, Inc.	.CO	NIA	Rocky Mountain Health Maintenance Organization, Incorporated	Ownership.....	100.000	UnitedHealth Group Incorporated		
		.00000	84-1224718				Sacred Heart ASC, LLC	.FL	NIA	SVHS-SCA Florida JV, LLC	Ownership.....	72.563	UnitedHealth Group Incorporated		
		.00000	83-0521940				Saden S.A.	.CHL	NIA	Clínica Dávila y Servicios Médicos S.A.	Ownership.....	0.077	UnitedHealth Group Incorporated		
		.00000					Saden S.A.	.CHL	NIA	Banmédica S.A.	Ownership.....	99.923	UnitedHealth Group Incorporated		1
		.00000	85-2734753				Salem JV Holdings, LLC	.DE	NIA	Surgicare of Salem, LLC	Ownership.....	100.000	UnitedHealth Group Incorporated		
		.00000	74-2462470				Salem Surgery Center, LLC	.OR	NIA	Surgicare of Salem, LLC	Ownership.....	75.000	UnitedHealth Group Incorporated		
		.00000	74-2462470				Salem Surgery Center, LLC	.OR	NIA	SC Affiliates, LLC	Ownership.....	1.000	UnitedHealth Group Incorporated		
		.00000	45-2219585				Salveo Specialty Pharmacy, Inc.	.DE	NIA	OptumRx Administrative Services, LLC	Ownership.....	100.000	UnitedHealth Group Incorporated		
		.00000					San Bernardino Medical Group, Inc.	.CA	NIA	NAMM Medical Group Holdings, Inc.	Ownership.....	100.000	UnitedHealth Group Incorporated		1
		.00000	77-0322251				San Diego Endoscopy Center	.CA	NIA	Endoscopy Center Affiliates, Inc.	Ownership.....	37.000	UnitedHealth Group Incorporated		2
		.00000	27-3787593				Sand Lake SurgiCenter, LLC	.FL	NIA	SCA-Sand Lake, LLC	Ownership.....	51.455	UnitedHealth Group Incorporated		
		.00000	91-2127820				Santa Cruz Endoscopy Center, LLC	.CA	NIA	SCA Pacific Holdings, Inc.	Ownership.....	50.000	UnitedHealth Group Incorporated		
		.00000					Santa Helena Assistência Médica S.A.	.BRA	NIA	Elual Participações S.A.	Ownership.....	22.292	UnitedHealth Group Incorporated		
										Anil Assistência Médica Internacional S.A.					
		.00000					Santa Helena Assistência Médica S.A.	.BRA	NIA	Anil Assistência Médica Internacional S.A.	Ownership.....	77.301	UnitedHealth Group Incorporated		
		.00000													
		.00000					Santos Administração e Participações S.A.	.BRA	NIA		Ownership.....	100.000	UnitedHealth Group Incorporated		
		.00000	85-1941832				Sanvello Behavioral Health Services of Michigan, P.C.	.DE	NIA	Physician(s) Owned	Influence.....	0.000	UnitedHealth Group Incorporated		1
		.00000	85-0666386				Sanvello Behavioral Health Services of New Jersey, P.C.	.NJ	NIA	Physician(s) Owned	Influence.....	0.000	UnitedHealth Group Incorporated		1
		.00000	85-1959641				Sanvello Behavioral Health Services of North Carolina, P.C.	.NC	NIA	Physician(s) Owned	Influence.....	0.000	UnitedHealth Group Incorporated		1

SCHEDULE Y
PART 1A - DETAIL OF INSURANCE HOLDING COMPANY SYSTEM

1	2	3	4	5	6	7	8	9	10	11	12	13	14	15	16
Group Code	Group Name	NAIC Company Code	ID Number	Federal RSSD	CIK	Name of Securities Exchange if Publicly Traded (U.S. or International)	Names of Parent, Subsidiaries Or Affiliates	Domi-ciliary Location	Relation-ship to Reporting Entity	Directly Controlled by (Name of Entity/Person)	Type of Control (Ownership, Board, Management, Attorney-in-Fact, Influence, Other)	If Control is Owner-ship Provide Percen-tage	Ultimate Controlling Entity(ies)/Person(s)	Is an SCA Filing Re-quired? (Y/N)	*
		.00000	84-3152209				Sanvello Behavioral Health Services of Texas, P.A.	TX	NIA	Physician(s) Owned	Influence	0.000	UnitedHealth Group Incorporated		1
		.00000	84-1754732				Sanvello Behavioral Health Services, P.A.	DE	NIA	Physician(s) Owned	Influence	0.000	UnitedHealth Group Incorporated		1
		.00000	83-3057919				Sanvello Health Holdings, LLC	DE	NIA	UnitedHealth Group Ventures, LLC	Ownership	85.790	UnitedHealth Group Incorporated		
		.00000	47-1920345				Sanvello Health Inc.	DE	NIA	Sanvello Health Holdings, LLC	Ownership	100.000	UnitedHealth Group Incorporated		
		.00000					Sanvello Health Limited	GBR	NIA	Sanvello Health Inc.	Ownership	100.000	UnitedHealth Group Incorporated		
		.00000					Savvysherpa Asia, Inc.	PHL	NIA	Optum Labs, LLC	Ownership	99.986	UnitedHealth Group Incorporated		
		.00000	62-1149229				SC Affiliates, LLC	DE	NIA	Surgical Care Affiliates, LLC	Ownership	100.000	UnitedHealth Group Incorporated		
		.00000					SCA AHN JV Holdings, LLC	DE	NIA	SCA ESSC Holdings, LLC	Ownership	100.000	UnitedHealth Group Incorporated		
		.00000	92-0080881				SCA Alaska Surgery Center, Inc.	AK	NIA	SC Affiliates, LLC	Ownership	100.000	UnitedHealth Group Incorporated		
		.00000	47-5537316				SCA Athens, LLC	DE	NIA	SC Affiliates, LLC	Ownership	100.000	UnitedHealth Group Incorporated		
		.00000	47-5014406				SCA Austin Holdings, LLC	DE	NIA	SC Affiliates, LLC	Ownership	100.000	UnitedHealth Group Incorporated		
		.00000	47-5051685				SCA Austin Medical Center Holdings, LLC	DE	NIA	SCA Austin Holdings, LLC	Ownership	100.000	UnitedHealth Group Incorporated		
		.00000	85-2723465				SCA Bloomfield Holdings, LLC	DE	NIA	SC Affiliates, LLC	Ownership	100.000	UnitedHealth Group Incorporated		
		.00000	45-4230864				SCA BOSC Holdings, LLC	DE	NIA	SunSurgery, LLC	Ownership	25.000	UnitedHealth Group Incorporated		
		.00000	45-4230864				SCA BOSC Holdings, LLC	DE	NIA	National Surgery Centers, LLC	Ownership	25.000	UnitedHealth Group Incorporated		
		.00000	45-4230864				SCA BOSC Holdings, LLC	DE	NIA	SC Affiliates, LLC	Ownership	25.000	UnitedHealth Group Incorporated		
		.00000	45-4230864				SCA BOSC Holdings, LLC	DE	NIA	Surgery Center Holding, LLC	Ownership	25.000	UnitedHealth Group Incorporated		
		.00000	47-5030792				SCA Cedar Park Holdings, LLC	DE	NIA	SCA Austin Holdings, LLC	Ownership	100.000	UnitedHealth Group Incorporated		
		.00000	84-4338108				SCA Clifton, LLC	DE	NIA	SC Affiliates, LLC	Ownership	100.000	UnitedHealth Group Incorporated		
		.00000	85-4043847				SCA Cottonwood Holdings, LLC	DE	NIA	SC Affiliates, LLC	Ownership	100.000	UnitedHealth Group Incorporated		
		.00000	04-3170801				SCA Danbury Surgical Center, LLC	DE	NIA	SunSurgery, LLC	Ownership	63.013	UnitedHealth Group Incorporated		
		.00000					SCA Denver Holdings, LLC	DE	NIA	SC Affiliates, LLC	Ownership	100.000	UnitedHealth Group Incorporated		
		.00000	62-1535981				SCA Development, LLC	DE	NIA	SC Affiliates, LLC	Ownership	100.000	UnitedHealth Group Incorporated		
		.00000	85-3450755				SCA Duluth Holdings, LLC	DE	NIA	SC Affiliates, LLC	Ownership	100.000	UnitedHealth Group Incorporated		
		.00000					SCA eCode Solutions Private Limited	IND	NIA	eCode Solutions, LLC	Ownership	100.000	UnitedHealth Group Incorporated		
		.00000					SCA ESSC Holdings, LLC	DE	NIA	SC Affiliates, LLC	Ownership	100.000	UnitedHealth Group Incorporated		
		.00000	85-2064446				SCA Global One Holdings, LLC	DE	NIA	SC Affiliates, LLC	Ownership	100.000	UnitedHealth Group Incorporated		
		.00000	85-3472510				SCA Greenway Holdings, LLC	DE	NIA	SC Affiliates, LLC	Ownership	100.000	UnitedHealth Group Incorporated		2
		.00000	85-4003008				SCA Grove Creek Holdings, LLC	DE	NIA	SC Affiliates, LLC	Ownership	100.000	UnitedHealth Group Incorporated		
		.00000	85-2734387				SCA Guilford Holdings, LLC	DE	NIA	SC Affiliates, LLC	Ownership	100.000	UnitedHealth Group Incorporated		
		.00000	47-5064834				SCA Hays Holdings, LLC	DE	NIA	SCA Austin Holdings, LLC	Ownership	100.000	UnitedHealth Group Incorporated		
		.00000	83-2735871				SCA Heartland Holdings, LLC	DE	NIA	SC Affiliates, LLC	Ownership	100.000	UnitedHealth Group Incorporated		
		.00000	36-4869243				SCA HoldCo, Inc.	DE	NIA	Collaborative Care Holdings, LLC	Ownership	100.000	UnitedHealth Group Incorporated		
		.00000	27-1664837				SCA Holding Company, Inc.	DE	NIA	SCA Surgery Holdings, LLC	Ownership	100.000	UnitedHealth Group Incorporated		
		.00000	47-1256943				SCA Holdings, Inc.	CA	NIA	National Surgery Centers, LLC	Ownership	100.000	UnitedHealth Group Incorporated		
		.00000	45-4240475				SCA IEC Holdings, LLC	DE	NIA	SunSurgery, LLC	Ownership	25.000	UnitedHealth Group Incorporated		
		.00000	45-4240475				SCA IEC Holdings, LLC	DE	NIA	SC Affiliates, LLC	Ownership	25.000	UnitedHealth Group Incorporated		
		.00000	45-4240475				SCA IEC Holdings, LLC	DE	NIA	National Surgery Centers, LLC	Ownership	25.000	UnitedHealth Group Incorporated		
		.00000	45-4240475				SCA IEC Holdings, LLC	DE	NIA	Surgery Center Holding, LLC	Ownership	25.000	UnitedHealth Group Incorporated		
		.00000	45-2684108				SCA Indiana Holdings, LLC	DE	NIA	SunSurgery, LLC	Ownership	25.000	UnitedHealth Group Incorporated		
		.00000	45-2684108				SCA Indiana Holdings, LLC	DE	NIA	SC Affiliates, LLC	Ownership	25.000	UnitedHealth Group Incorporated		
		.00000	45-2684108				SCA Indiana Holdings, LLC	DE	NIA	National Surgery Centers, LLC	Ownership	25.000	UnitedHealth Group Incorporated		
		.00000	45-2684108				SCA Indiana Holdings, LLC	DE	NIA	Surgery Center Holding, LLC	Ownership	25.000	UnitedHealth Group Incorporated		
		.00000	85-2044403				SCA Lutheran Holdings, LLC	DE	NIA	SC Affiliates, LLC	Ownership	100.000	UnitedHealth Group Incorporated		
		.00000	85-3425387				SCA Maple Grove Holdings, LLC	DE	NIA	SC Affiliates, LLC	Ownership	100.000	UnitedHealth Group Incorporated		2
		.00000	85-2302375				SCA Mohawk Holdings, LLC	DE	NIA	SC Affiliates, LLC	Ownership	100.000	UnitedHealth Group Incorporated		
		.00000	85-4043674				SCA Northern Utah Holdings, LLC	DE	NIA	SC Affiliates, LLC	Ownership	100.000	UnitedHealth Group Incorporated		
		.00000	85-2527319				SCA Northwest Holdings, LLC	DE	NIA	SC Affiliates, LLC	Ownership	100.000	UnitedHealth Group Incorporated		
		.00000	62-1505276				SCA of Clarksville, Inc.	TN	NIA	Surgical Health, LLC	Ownership	100.000	UnitedHealth Group Incorporated		
		.00000	85-2065454				SCA Outside New Jersey, LLC	DE	NIA	SC Affiliates, LLC	Ownership	100.000	UnitedHealth Group Incorporated		
		.00000	27-1707364				SCA Pacific Holdings, Inc.	CA	NIA	SC Affiliates, LLC	Ownership	100.000	UnitedHealth Group Incorporated		
		.00000	85-1370857				SCA Palisades Holdings, LLC	DC	NIA	SC Affiliates, LLC	Ownership	100.000	UnitedHealth Group Incorporated		
		.00000	46-1686425				SCA Pennsylvania Holdings, LLC	DE	NIA	Surgery Center Holding, LLC	Ownership	100.000	UnitedHealth Group Incorporated		

SCHEDULE Y
PART 1A - DETAIL OF INSURANCE HOLDING COMPANY SYSTEM

1	2	3	4	5	6	7	8	9	10	11	12	13	14	15	16
Group Code	Group Name	NAIC Company Code	ID Number	Federal RSSD	CIK	Name of Securities Exchange if Publicly Traded (U.S. or International)	Names of Parent, Subsidiaries Or Affiliates	Domi-ciliary Location	Relation-ship to Reporting Entity	Directly Controlled by (Name of Entity/Person)	Type of Control (Ownership, Board, Management, Attorney-in-Fact, Influence, Other)	If Control is Owner-ship Provide Percen-tage	Ultimate Controlling Entity(ies)/Person(s)	Is an SCA Filing Re-quired? (Y/N)	*
		.00000	85-0817999				SCA Pinnacle Holdings, LLC SCA Premier Surgery Center of Louisville, LLC	DE	NIA	SC Affiliates, LLC	Ownership	100.000	UnitedHealth Group Incorporated		
		.00000	72-1386840					DE	NIA	SC Affiliates, LLC	Ownership	100.000	UnitedHealth Group Incorporated		
		.00000	81-5211225				SCA Rockledge JV, LLC	DE	NIA	SCA-Merritt, LLC	Ownership	97.003	UnitedHealth Group Incorporated		
		.00000	81-5211225				SCA Rockledge JV, LLC	DE	NIA	Endoscopy Center Affiliates, Inc.	Ownership	1.000	UnitedHealth Group Incorporated		
		.00000	45-4252645				SCA ROCS Holdings, LLC	DE	NIA	SunSurgery, LLC	Ownership	25.000	UnitedHealth Group Incorporated		
		.00000	45-4252645				SCA ROCS Holdings, LLC	DE	NIA	National Surgery Centers, LLC	Ownership	25.000	UnitedHealth Group Incorporated		
		.00000	45-4252645				SCA ROCS Holdings, LLC	DE	NIA	Surgery Center Holding, LLC	Ownership	25.000	UnitedHealth Group Incorporated		
		.00000	45-4252645				SCA ROCS Holdings, LLC	DE	NIA	SC Affiliates, LLC	Ownership	25.000	UnitedHealth Group Incorporated		
		.00000	84-3689385				SCA Sage Medical MSO, LLC	DE	NIA	SCA Sage Medical, LLC	Ownership	26.000	UnitedHealth Group Incorporated		2
		.00000	84-3673924				SCA Sage Medical, LLC	DE	NIA	SC Affiliates, LLC	Ownership	100.000	UnitedHealth Group Incorporated		
		.00000	85-2811475				SCA San Diego Holdings, LLC	DE	NIA	SCA-San Diego, Inc.	Ownership	100.000	UnitedHealth Group Incorporated		
		.00000	85-2235871				SCA Skyway Holdings, LLC	DE	NIA	SC Affiliates, LLC	Ownership	100.000	UnitedHealth Group Incorporated		
		.00000	85-4002809				SCA South Ogden Holdings, LLC	DE	NIA	SC Affiliates, LLC	Ownership	100.000	UnitedHealth Group Incorporated		
		.00000	47-4928368				SCA Southwestern PA, LLC	DE	NIA	SC Affiliates, LLC	Ownership	100.000	UnitedHealth Group Incorporated		
		.00000	47-3165040				SCA Specialists of Florida, LLC	DE	NIA	SCA Surgery Holdings, LLC	Ownership	100.000	UnitedHealth Group Incorporated		
		.00000	85-2786147				SCA Specialty Holdings of Connecticut, LLC	DE	NIA	SC Affiliates, LLC	Ownership	100.000	UnitedHealth Group Incorporated		
		.00000	85-2235642				SCA Spectrum Health Partners, LLC	MI	NIA	SCA Spectrum Holdings, LLC	Ownership	100.000	UnitedHealth Group Incorporated		
		.00000	85-2811679				SCA Spectrum Holdings, LLC	DE	NIA	SC Affiliates, LLC	Ownership	100.000	UnitedHealth Group Incorporated		
		.00000	45-4266502				SCA SSSC Holdings, LLC	DE	NIA	SunSurgery, LLC	Ownership	25.000	UnitedHealth Group Incorporated		
		.00000	45-4266502				SCA SSSC Holdings, LLC	DE	NIA	SC Affiliates, LLC	Ownership	25.000	UnitedHealth Group Incorporated		
		.00000	45-4266502				SCA SSSC Holdings, LLC	DE	NIA	National Surgery Centers, LLC	Ownership	25.000	UnitedHealth Group Incorporated		
		.00000	45-4266502				SCA SSSC Holdings, LLC	DE	NIA	Surgery Center Holding, LLC	Ownership	25.000	UnitedHealth Group Incorporated		
		.00000	47-5038680				SCA Stonegate Holdings, LLC	DE	NIA	SCA Austin Holdings, LLC	Ownership	100.000	UnitedHealth Group Incorporated		
		.00000	26-2602268				SCA Surgery Holdings, LLC	DE	NIA	Surgical Care Affiliates, LLC	Ownership	100.000	UnitedHealth Group Incorporated		
		.00000	75-2501088				SCA Surgicare of Laguna Hills, LLC	DE	NIA	Surgery Center Holding, LLC	Ownership	100.000	UnitedHealth Group Incorporated		
		.00000	85-3263993				SCA West Health Holdings, LLC	DE	NIA	SC Affiliates, LLC	Ownership	100.000	UnitedHealth Group Incorporated		
		.00000					SCA Westgreen Holdings, LLC	DE	NIA	SC Affiliates, LLC	Ownership	100.000	UnitedHealth Group Incorporated		
		.00000	85-3491574				SCA Woodbury Holdings, LLC	DE	NIA	SC Affiliates, LLC	Ownership	100.000	UnitedHealth Group Incorporated		
		.00000	74-2555097				SCA-Albuquerque Surgery Properties, Inc.	NM	NIA	SC Affiliates, LLC	Ownership	100.000	UnitedHealth Group Incorporated		
		.00000	47-1807383				SCA-Alliance, LLC	DE	NIA	SCA Surgery Holdings, LLC	Ownership	51.000	UnitedHealth Group Incorporated		
		.00000	82-4763869				SCA-Anne Arundel, LLC	DE	NIA	SC Affiliates, LLC	Ownership	100.000	UnitedHealth Group Incorporated		
		.00000	83-2703057				SCA-AppleCare Partners, LLC	DE	NIA	SCA-Downey, LLC	Ownership	69.999	UnitedHealth Group Incorporated		
		.00000	82-3857984				SCA-Bethesda, LLC	DE	NIA	SC Affiliates, LLC	Ownership	90.161	UnitedHealth Group Incorporated		
		.00000	62-1530120				SCA-Blue Ridge, LLC	DE	NIA	SC Affiliates, LLC	Ownership	100.000	UnitedHealth Group Incorporated		
		.00000	83-1529292				SCA-Bonita Springs, LLC	DE	NIA	SC Affiliates, LLC	Ownership	100.000	UnitedHealth Group Incorporated		
		.00000	82-1980137				SCA-Brandon, LLC	DE	NIA	SC Affiliates, LLC	Ownership	100.000	UnitedHealth Group Incorporated		
		.00000	83-1094012				SCA-Castle Rock, LLC	DE	NIA	SC Affiliates, LLC	Ownership	100.000	UnitedHealth Group Incorporated		
		.00000	47-1535510				SCA-Central Florida, LLC	DE	NIA	SC Affiliates, LLC	Ownership	53.364	UnitedHealth Group Incorporated		
		.00000	58-1709758				SCA-Charleston, LLC	DE	NIA	SCA Surgery Holdings, LLC	Ownership	100.000	UnitedHealth Group Incorporated		
		.00000	82-4511713				SCA-Chatham, LLC	DE	NIA	SC Affiliates, LLC	Ownership	100.000	UnitedHealth Group Incorporated		
		.00000	81-3301058				SCA-Chevy Chase, LLC	DE	NIA	SC Affiliates, LLC	Ownership	100.000	UnitedHealth Group Incorporated		
		.00000	62-1516306				SCA-Citrus, Inc.	TN	NIA	SC Affiliates, LLC	Ownership	100.000	UnitedHealth Group Incorporated		
		.00000	83-1541326				SCA-Colonial Partners, LLC	DE	NIA	SCA-Ft. Myers, LLC	Ownership	69.698	UnitedHealth Group Incorporated		
		.00000	93-1047471				SCA-Colorado Springs, LLC	DE	NIA	SC Affiliates, LLC	Ownership	100.000	UnitedHealth Group Incorporated		
		.00000	83-1585952				SCA-Connecticut Partners, LLC	DE	NIA	SunSurgery, LLC	Ownership	100.000	UnitedHealth Group Incorporated		
		.00000	47-4028383				SCA-Davenport, LLC	DE	NIA	SC Affiliates, LLC	Ownership	100.000	UnitedHealth Group Incorporated		
		.00000	84-2003112				SCA-Denver Physicians Holdings, LLC	CO	NIA	SCA-Denver, LLC	Ownership	54.200	UnitedHealth Group Incorporated		
		.00000	84-2997638				SCA-Denver, LLC	DE	NIA	SC Affiliates, LLC	Ownership	100.000	UnitedHealth Group Incorporated		
		.00000	82-1470227				SCA-Derry, LLC	DE	NIA	SC Affiliates, LLC	Ownership	78.873	UnitedHealth Group Incorporated		
		.00000	81-3734814				SCA-Doral, LLC	DE	NIA	SC Affiliates, LLC	Ownership	100.000	UnitedHealth Group Incorporated		
		.00000	83-3055579				SCA-Downey, LLC	DE	NIA	SC Affiliates, LLC	Ownership	100.000	UnitedHealth Group Incorporated		
		.00000	83-1093886				SCA-Dry Creek, LLC	DE	NIA	SC Affiliates, LLC	Ownership	100.000	UnitedHealth Group Incorporated		
		.00000	81-1594261				SCA-Dublin, LLC	DE	NIA	SC Affiliates, LLC	Ownership	100.000	UnitedHealth Group Incorporated		

SCHEDULE Y
PART 1A - DETAIL OF INSURANCE HOLDING COMPANY SYSTEM

1	2	3	4	5	6	7	8	9	10	11	12	13	14	15	16
Group Code	Group Name	NAIC Company Code	ID Number	Federal RSSD	CIK	Name of Securities Exchange if Publicly Traded (U.S. or International)	Names of Parent, Subsidiaries Or Affiliates	Domi-ciliary Location	Relation-ship to Reporting Entity	Directly Controlled by (Name of Entity/Person)	Type of Control (Ownership, Board, Management, Attorney-in-Fact, Influence, Other)	If Control is Owner-ship Provide Percen-tage	Ultimate Controlling Entity(ies)/Person(s)	Is an SCA Filing Re-quired? (Y/N)	*
		.00000	81-3301305				SCA-Encinitas, Inc.	DE	NIA	Surgical Health, LLC	Ownership	100.000	UnitedHealth Group Incorporated		
		.00000	62-1541235				SCA-Eugene, Inc.	TN	NIA	SC Affiliates, LLC	Ownership	100.000	UnitedHealth Group Incorporated		
		.00000	83-2805878				SCA-First Coast, LLC	DE	NIA	SC Affiliates, LLC	Ownership	100.000	UnitedHealth Group Incorporated		
		.00000	62-1551099				SCA-Florence, LLC	DE	NIA	SC Affiliates, LLC	Ownership	100.000	UnitedHealth Group Incorporated		
		.00000	93-1067967				SCA-Fort Collins, Inc.	CO	NIA	SC Affiliates, LLC	Ownership	100.000	UnitedHealth Group Incorporated		
		.00000	62-1502719				SCA-Fort Walton, Inc.	TN	NIA	SC Affiliates, LLC	Ownership	100.000	UnitedHealth Group Incorporated		
		.00000	47-3641516				SCA-Franklin, LLC	DE	NIA	SC Affiliates, LLC	Ownership	100.000	UnitedHealth Group Incorporated		
		.00000	81-2727879				SCA-Frederick, LLC	DE	NIA	SC Affiliates, LLC	Ownership	100.000	UnitedHealth Group Incorporated		
		.00000	82-3535257				SCA-Freeway Holdings, LLC	DE	NIA	SC Affiliates, LLC	Ownership	100.000	UnitedHealth Group Incorporated		
		.00000	36-4907566				SCA-Ft. Myers, LLC	DE	NIA	SC Affiliates, LLC	Ownership	100.000	UnitedHealth Group Incorporated		
		.00000	62-1547690				SCA-Gainesville, LLC	DE	NIA	SC Affiliates, LLC	Ownership	100.000	UnitedHealth Group Incorporated		
		.00000	81-1956407				SCA-Gladiolus, LLC	DE	NIA	SC Affiliates, LLC	Ownership	100.000	UnitedHealth Group Incorporated		
		.00000	83-4156034				SCA-Glenwood Holdings, LLC	DE	NIA	Glenwood-SC, Inc.	Ownership	79.447	UnitedHealth Group Incorporated		
		.00000	82-1438326				SCA-Grants Pass, LLC	DE	NIA	SC Affiliates, LLC	Ownership	100.000	UnitedHealth Group Incorporated		
		.00000	81-2376695				SCA-Grove Place, LLC	DE	NIA	SC Affiliates, LLC	Ownership	100.000	UnitedHealth Group Incorporated		
		.00000	47-3466283				SCA-Hagerstown, LLC	DE	NIA	SC Affiliates, LLC	Ownership	100.000	UnitedHealth Group Incorporated		
		.00000	81-4605501				SCA-Hamden, LLC	DE	NIA	SC Affiliates, LLC	Ownership	100.000	UnitedHealth Group Incorporated		
		.00000	47-5229514				SCA-Hilton Head, LLC	DE	NIA	SC Affiliates, LLC	Ownership	100.000	UnitedHealth Group Incorporated		
		.00000	62-1506650				SCA-Honolulu, LLC	DE	NIA	SC Affiliates, LLC	Ownership	100.000	UnitedHealth Group Incorporated		
		.00000	81-3445356				SCA-Houston Executive, LLC	DE	NIA	SC Affiliates, LLC	Ownership	100.000	UnitedHealth Group Incorporated		
		.00000	81-1666861				SCA-Illinois, LLC	DE	NIA	SCA Surgery Holdings, LLC	Ownership	100.000	UnitedHealth Group Incorporated		
		.00000	47-3930052				SCA-IT Holdings, LLC	DE	NIA	SC Affiliates, LLC	Ownership	100.000	UnitedHealth Group Incorporated		
		.00000	83-3090526				SCA-JPM Holdings, LLC	DE	NIA	SC Affiliates, LLC	Ownership	100.000	UnitedHealth Group Incorporated		
		.00000	83-1102109				SCA-Kissing Camels Holdings, LLC	DE	NIA	SCA Surgery Holdings, LLC	Ownership	100.000	UnitedHealth Group Incorporated		
		.00000	81-4292506				SCA-Main Street, LLC	DE	NIA	SC Affiliates, LLC	Ownership	100.000	UnitedHealth Group Incorporated		
		.00000	47-1751165				SCA-Marina del Rey, LLC	CA	NIA	SC Affiliates, LLC	Ownership	100.000	UnitedHealth Group Incorporated		
		.00000	81-1367813				SCA-MC VBP, Inc.	DE	NIA	SC Affiliates, LLC	Ownership	100.000	UnitedHealth Group Incorporated		
		.00000	62-1184188				SCA-Mecklenburg Development Corp.	NC	NIA	SC Affiliates, LLC	Ownership	100.000	UnitedHealth Group Incorporated		
		.00000	81-4616104				SCA-Memorial City, LLC	DE	NIA	SC Affiliates, LLC	Ownership	100.000	UnitedHealth Group Incorporated		
		.00000	83-3709010				SCA-Memorial, LLC	DE	NIA	SC Affiliates, LLC	Ownership	100.000	UnitedHealth Group Incorporated		
		.00000	81-1771410				SCA-Merritt, LLC	DE	NIA	SC Affiliates, LLC	Ownership	100.000	UnitedHealth Group Incorporated		
		.00000	82-2455773				SCA-Midlands, LLC	DE	NIA	SC Affiliates, LLC	Ownership	100.000	UnitedHealth Group Incorporated		
		.00000	81-2976543				SCA-Midway Management, LLC	IL	NIA	SC Affiliates, LLC	Ownership	100.000	UnitedHealth Group Incorporated		
		.00000	80-0070617				SCA-Mobile, LLC	DE	NIA	SC Affiliates, LLC	Ownership	100.000	UnitedHealth Group Incorporated		
		.00000	81-1065674				SCA-Mokena, LLC	DE	NIA	SC Affiliates, LLC	Ownership	100.000	UnitedHealth Group Incorporated		
		.00000					SCA-Morris Avenue, LLC	DE	NIA	SC Affiliates, LLC	Ownership	100.000	UnitedHealth Group Incorporated		
		.00000	84-4936803				SCA-Morris County, LLC	DE	NIA	SC Affiliates, LLC	Ownership	100.000	UnitedHealth Group Incorporated		
		.00000	62-1506655				SCA-Mt. Pleasant, LLC	DE	NIA	SC Affiliates, LLC	Ownership	100.000	UnitedHealth Group Incorporated		
		.00000	81-2850365				SCA-Naperville, LLC	DE	NIA	SC Affiliates, LLC	Ownership	100.000	UnitedHealth Group Incorporated		
		.00000	82-3002171				SCA-Naples, LLC	DE	NIA	SC Affiliates, LLC	Ownership	100.000	UnitedHealth Group Incorporated		
		.00000	47-4418919				SCA-New Jersey, LLC	DE	NIA	SC Affiliates, LLC	Ownership	100.000	UnitedHealth Group Incorporated		
		.00000	47-1760663				SCA-Newport Beach, LLC	CA	NIA	SC Affiliates, LLC	Ownership	100.000	UnitedHealth Group Incorporated		
		.00000	81-3445510				SCA-Palm Beach MSO Holdings, LLC	DE	NIA	SunSurgery, LLC	Ownership	100.000	UnitedHealth Group Incorporated		
		.00000	82-3050836				SCA-Palm Beach, LLC	DE	NIA	SC Affiliates, LLC	Ownership	100.000	UnitedHealth Group Incorporated		
		.00000	84-3367495				SCA-Panama City Holdings, LLC	DE	NIA	SC Affiliates, LLC	Ownership	100.000	UnitedHealth Group Incorporated		
		.00000	62-1538850				SCA-Paoli, LLC	DE	NIA	SC Affiliates, LLC	Ownership	100.000	UnitedHealth Group Incorporated		
		.00000	47-2785908				SCA-Phoenix, LLC	DE	NIA	SC Affiliates, LLC	Ownership	100.000	UnitedHealth Group Incorporated		
		.00000	47-1620189				SCA-Pocono, LLC	DE	NIA	SC Affiliates, LLC	Ownership	100.000	UnitedHealth Group Incorporated		
		.00000	81-4139195				SCA-Portland, LLC	DE	NIA	SC Affiliates, LLC	Ownership	100.000	UnitedHealth Group Incorporated		
		.00000	83-4121074				SCA-Practice Partners Holdings, LLC	DE	NIA	SC Affiliates, LLC	Ownership	100.000	UnitedHealth Group Incorporated		
		.00000	81-4304317				SCA-River Valley, LLC	DE	NIA	SC Affiliates, LLC	Ownership	100.000	UnitedHealth Group Incorporated		
		.00000	83-2111732				SCA-Riverside Partners, LLC	DE	NIA	SCA-Riverside, LLC	Ownership	51.000	UnitedHealth Group Incorporated		
		.00000	83-2721919				SCA-Riverside, LLC	DE	NIA	SC Affiliates, LLC	Ownership	100.000	UnitedHealth Group Incorporated		
		.00000	47-1647512				SCA-Rockville, LLC	DE	NIA	SC Affiliates, LLC	Ownership	100.000	UnitedHealth Group Incorporated		

SCHEDULE Y
PART 1A - DETAIL OF INSURANCE HOLDING COMPANY SYSTEM

1	2	3	4	5	6	7	8	9	10	11	12	13	14	15	16
Group Code	Group Name	NAIC Company Code	ID Number	Federal RSSD	CIK	Name of Securities Exchange if Publicly Traded (U.S. or International)	Names of Parent, Subsidiaries Or Affiliates	Domi-ciliary Location	Relation-ship to Reporting Entity	Directly Controlled by (Name of Entity/Person)	Type of Control (Ownership, Board, Management, Attorney-in-Fact, Influence, Other)	If Control is Owner-ship Provide Percen-tage	Ultimate Controlling Entity(ies)/Person(s)	Is an SCA Filing Re-quired? (Y/N)	*
		.00000	85-0563422				SCA-Sacred Heart Holdings, LLC	.DE	NIA	SC Affiliates, LLC	Ownership	100.000	UnitedHealth Group Incorporated		
		.00000	81-2963561				SCA-San Diego, Inc.	.DE	NIA	Surgical Health, LLC	Ownership	100.000	UnitedHealth Group Incorporated		
		.00000	94-3138088				SCA-San Luis Obispo, LLC	.DE	NIA	SC Affiliates, LLC	Ownership	100.000	UnitedHealth Group Incorporated		
		.00000	47-1685878				SCA-Sand Lake, LLC	.DE	NIA	SC Affiliates, LLC	Ownership	79.594	UnitedHealth Group Incorporated		
		.00000	88-0185362				SCA-Santa Rosa, Inc.	.NV	NIA	SC Affiliates, LLC	Ownership	100.000	UnitedHealth Group Incorporated		
		.00000	81-3300613				SCA-Somerset, LLC	.DE	NIA	SCA Surgery Holdings, LLC	Ownership	100.000	UnitedHealth Group Incorporated		
		.00000	47-2676325				SCA-Sparta, LLC	.DE	NIA	SC Affiliates, LLC	Ownership	100.000	UnitedHealth Group Incorporated		
		.00000	82-4499088				SCA-Spartanburg Holdings, LLC	.DE	NIA	SC Affiliates, LLC	Ownership	100.000	UnitedHealth Group Incorporated		
		.00000	84-4677051				SCA-St. Louis Holdings, LLC	.DE	NIA	SC Affiliates, LLC	Ownership	100.000	UnitedHealth Group Incorporated		
		.00000	47-4106989				SCA-St. Louis, LLC	.DE	NIA	Surgical Health, LLC	Ownership	100.000	UnitedHealth Group Incorporated		
		.00000	82-3270591				SCA-St. Lucie, LLC	.DE	NIA	SC Affiliates, LLC	Ownership	100.000	UnitedHealth Group Incorporated		
		.00000	81-4371453				SCA-Surgicare, LLC	.DE	NIA	SC Affiliates, LLC	Ownership	100.000	UnitedHealth Group Incorporated		
		.00000	81-2455241				SCA-SwiftPath, LLC	.DE	NIA	SC Affiliates, LLC	Ownership	100.000	UnitedHealth Group Incorporated		
		.00000	82-1987225				SCA-Verta, LLC	.DE	NIA	SC Affiliates, LLC	Ownership	100.000	UnitedHealth Group Incorporated		
		.00000	85-1998338				SCA-VLR Holdings Company, LLC	.DE	NIA	SCA Denver Holdings, LLC	Ownership	51.000	UnitedHealth Group Incorporated		
		.00000	82-2294882				SCA-Wake Forest, LLC	.DE	NIA	SC Affiliates, LLC	Ownership	100.000	UnitedHealth Group Incorporated		
		.00000	82-1449412				SCA-Western Connecticut, LLC	.DE	NIA	SC Affiliates, LLC	Ownership	67.000	UnitedHealth Group Incorporated		
		.00000	82-3689825				SCA-Westover Hills, LLC	.DE	NIA	SC Affiliates, LLC	Ownership	100.000	UnitedHealth Group Incorporated		
		.00000	83-3082789				SCA-Wilmington, LLC	.DE	NIA	SC Affiliates, LLC	Ownership	100.000	UnitedHealth Group Incorporated		
		.00000	47-2890788				SCA-Wilson, LLC	.DE	NIA	SCA Surgery Holdings, LLC	Ownership	100.000	UnitedHealth Group Incorporated		
		.00000	81-1159878				SCA-Winchester, LLC	.DE	NIA	SC Affiliates, LLC	Ownership	100.000	UnitedHealth Group Incorporated		
		.00000	62-1525777				SCA-Winter Park, Inc.	.TN	NIA	SC Affiliates, LLC	Ownership	100.000	UnitedHealth Group Incorporated		
		.00000	82-3528300				SCA-Woodlands Holdings, LLC	.DE	NIA	SC Affiliates, LLC	Ownership	100.000	UnitedHealth Group Incorporated		
		.00000	81-4905342				SCAI Holdings, LLC	.DE	NIA	SCA HoldCo, Inc.	Ownership	100.000	UnitedHealth Group Incorporated		
		.00000					Scanner Centromed S.A.	.CHL	NIA	Administradora Médica Centromed S.A.	Ownership	84.500	UnitedHealth Group Incorporated		
		.00000	85-2316290				SCUHS-SCA Holdings, LLC	.DE	NIA	SCA Lutheran Holdings, LLC	Ownership	51.000	UnitedHealth Group Incorporated		
		.00000	27-2635371				SCP Specialty Infusion, LLC	.DE	NIA	Optum Infusion Services 500, Inc.	Ownership	100.000	UnitedHealth Group Incorporated		
										Amil Assistência Médica Internacional S.A.					
		.00000	98-1202716				Seisa Serviços Integrados de Saúde Ltda.	.BRA	NIA		Ownership	100.000	UnitedHealth Group Incorporated		
		.00000	86-0739432				Senior Benefits, L.L.C.	.AZ	NIA	USHEALTH Career Agency, Inc.	Ownership	100.000	UnitedHealth Group Incorporated		
		.00000	27-1533951				Serquinox Holdings LLC	.DE	NIA	Optum Infusion Services 500, Inc.	Ownership	100.000	UnitedHealth Group Incorporated		
		.00000					Servicios de Entrenamiento en Competencias Clínicas Ltda.	.CHL	NIA	Sociedad de Inversiones Santa María SpA	Ownership	0.100	UnitedHealth Group Incorporated		
							Servicios de Entrenamiento en Competencias Clínicas Ltda.	.CHL	NIA	Clínica Santa María S.A.	Ownership	99.900	UnitedHealth Group Incorporated		
		.00000					Servicios Integrados de Salud Ltda.	.CHL	NIA	Clínica Santa María S.A.	Ownership	0.100	UnitedHealth Group Incorporated		
		.00000					Servicios Integrados de Salud Ltda.	.CHL	NIA	Clínica Dávila y Servicios Médicos S.A.	Ownership	99.900	UnitedHealth Group Incorporated		
		.00000					Servicios Médicos Amed Quilpué S.A.	.CHL	NIA	Laboratorios Médicos Amed Quilpué S.A.	Ownership	0.100	UnitedHealth Group Incorporated		
		.00000					Servicios Médicos Amed Quilpué S.A.	.CHL	NIA	Centromed Quilpué S.A.	Ownership	99.900	UnitedHealth Group Incorporated		
		.00000					Servicios Médicos Bio Bio Ltda.	.CHL	NIA	Saden S.A.	Ownership	1.000	UnitedHealth Group Incorporated		
		.00000					Servicios Médicos Bio Bio Ltda.	.CHL	NIA	Clínica Bio Bio S.A.	Ownership	99.000	UnitedHealth Group Incorporated		
		.00000					Servicios Médicos Ciudad del Mar Ltda.	.CHL	NIA	Saden S.A.	Ownership	1.000	UnitedHealth Group Incorporated		
		.00000					Servicios Médicos Ciudad del Mar Ltda.	.CHL	NIA	Clínica Ciudad del Mar S.A.	Ownership	99.000	UnitedHealth Group Incorporated		
		.00000					Servicios Médicos Santa María Limitada	.CHL	NIA	Sociedad de Inversiones Santa María SpA	Ownership	99.176	UnitedHealth Group Incorporated		
		.00000					Servicios Médicos Santa María Limitada	.CHL	NIA	Clínica Santa María S.A.	Ownership	0.824	UnitedHealth Group Incorporated		
		.00000					Servicios Médicos Vespucio Ltda.	.CHL	NIA	Saden S.A.	Ownership	1.000	UnitedHealth Group Incorporated		
		.00000					Servicios Médicos Vespucio Ltda.	.CHL	NIA	Clínica Vespucio S.A.	Ownership	99.000	UnitedHealth Group Incorporated		
		.00000	58-1978974				SHC Atlanta, LLC	.DE	NIA	Surgical Health, LLC	Ownership	100.000	UnitedHealth Group Incorporated		
		.00000	58-2013443				SHC Austin, Inc.	.GA	NIA	Surgical Health, LLC	Ownership	100.000	UnitedHealth Group Incorporated		
		.00000	58-2062812				SHC Hawthorn, Inc.	.GA	NIA	Surgical Health, LLC	Ownership	100.000	UnitedHealth Group Incorporated		
		.00000	58-2101924				SHC Melbourne, Inc.	.GA	NIA	Surgical Health, LLC	Ownership	100.000	UnitedHealth Group Incorporated		
		.00000	82-3922528				Sierra Dental Plan, Inc.	.CA	NIA	MCNA Health Care Holdings, LLC	Ownership	100.000	UnitedHealth Group Incorporated		
.0707	UnitedHealth Group Incorporated	.71420	94-0734860				Sierra Health and Life Insurance Company, Inc.	.NV	.IA	Sierra Health Services, Inc.	Ownership	100.000	UnitedHealth Group Incorporated		

SCHEDULE Y
PART 1A - DETAIL OF INSURANCE HOLDING COMPANY SYSTEM

1	2	3	4	5	6	7	8	9	10	11	12	13	14	15	16
Group Code	Group Name	NAIC Company Code	ID Number	Federal RSSD	CIK	Name of Securities Exchange if Publicly Traded (U.S. or International)	Names of Parent, Subsidiaries Or Affiliates	Domi-ciliary Location	Relation-ship to Reporting Entity	Directly Controlled by (Name of Entity/Person)	Type of Control (Ownership, Board, Management, Attorney-in-Fact, Influence, Other)	If Control is Owner-ship Provide Percen-tage	Ultimate Controlling Entity(ies)/Person(s)	Is an SCA Filing Re-quired? (Y/N)	*
		.00000	88-0200415				Sierra Health Services, Inc.NV.	NIA.....	UnitedHealthcare, Inc.	Ownership.....	100.000	UnitedHealth Group Incorporated		
		.00000	88-0254322				Sierra Health-Care Options, Inc.NV.	NIA.....	Sierra Health Services, Inc.	Ownership.....	100.000	UnitedHealth Group Incorporated		
		.00000	88-0385705				Sierra Home Medical Products, Inc.NV.	NIA.....	Sierra Health Services, Inc.	Ownership.....	100.000	UnitedHealth Group Incorporated		
		.00000	88-0264562				Sierra Nevada Administrators, Inc.NV.	NIA.....	Sierra Health Services, Inc.	Ownership.....	100.000	UnitedHealth Group Incorporated		
							Sistema de Administración Hospitalaria S.A.C.			Pacifico S.A. Entidad Prestadora de Salud EPS	Ownership.....				
		.00000						.PER	NIA.....		Ownership.....	99.870	UnitedHealth Group Incorporated		
		.00000	20-1004228				Small Business Insurance Advisors, Inc.TX.	NIA.....	USHEALTH Group, Inc.	Ownership.....	100.000	UnitedHealth Group Incorporated		
		.00000					Sobam – Centro Médico Hospitalar S.A.BRA	NIA.....	Santa Helena Assistência Médica S.A.	Ownership.....	98.088	UnitedHealth Group Incorporated		
										CMO – Centro Médico de Oftalmologia S/S Ltda.	Ownership.....	1.912	UnitedHealth Group Incorporated		
		.00000					Sobam – Centro Médico Hospitalar S.A.BRA	NIA.....		Ownership.....	99.743	UnitedHealth Group Incorporated		
		.00000	98-1453235				Sociedad de Inversiones Santa María SpACHL	NIA.....	Clínica Santa María S.A.	Ownership.....	0.257	UnitedHealth Group Incorporated		
		.00000	98-1453235				Sociedad de Inversiones Santa María SpACHL	NIA.....	Clínica Dávila y Servicios Médicos S.A.	Ownership.....	0.257	UnitedHealth Group Incorporated		
		.00000	98-1462570				Sociedad Editorial para la Ciencia Ltda.COL	NIA.....	Constructora Inmobiliaria Magapoq S.A.	Ownership.....	0.000	UnitedHealth Group Incorporated		
		.00000	98-1462570				Sociedad Editorial para la Ciencia Ltda.COL	NIA.....	Banmédica S.A.	Ownership.....	76.290	UnitedHealth Group Incorporated		
		.00000	20-8433398				Somerset Outpatient Surgery, L.L.C.NJ.	NIA.....	SCA-Somerset, LLC	Ownership.....	59.516	UnitedHealth Group Incorporated		
		.00000	75-2723958				South Arlington Surgical Providers, LLCTX.	NIA.....	Surgical Care Affiliates, LLC	Influence.....	1.000	UnitedHealth Group Incorporated		
							Southern California Medical Practice Concepts, LLC	.CA.	NIA.....	Riverside Electronic Healthcare Resources, Inc.	Ownership.....	100.000	UnitedHealth Group Incorporated		1
		.00000	88-0201420				Southwest Medical Associates, Inc.NV.	NIA.....	Sierra Health Services, Inc.	Ownership.....	100.000	UnitedHealth Group Incorporated		
		.00000	38-2609888				Southwest Michigan Health Network Inc.MI.	NIA.....	UnitedHealthcare, Inc.	Ownership.....	100.000	UnitedHealth Group Incorporated		
		.00000	36-4369359				Southwest Surgery Center, LLC	.IL.	NIA.....	SCA-Mokena, LLC	Ownership.....	54.299	UnitedHealth Group Incorporated		
		.00000	75-2516426				Space Coast Surgical Center, Ltd.	.FL.	NIA.....	SCA Rookledge JV, LLC	Ownership.....	52.191	UnitedHealth Group Incorporated		
		.00000	75-2516426				Space Coast Surgical Center, Ltd.	.FL.	NIA.....	Endoscopy Center Affiliates, Inc.	Ownership.....	0.889	UnitedHealth Group Incorporated		
		.00000	57-0953005				Spartanburg Surgery Center, LLC	.SC.	NIA.....	SCA-Spartanburg Holdings, LLC	Ownership.....	10.700	UnitedHealth Group Incorporated		2
		.00000	55-0790742				Specialists in Urology Surgery Center, LLC	.FL.	NIA.....	SCA Specialists of Florida, LLC	Ownership.....	100.000	UnitedHealth Group Incorporated		
		.00000	25-1868213				Specialized Pharmaceuticals, Inc.	.PA.	NIA.....	QoL Acquisition Holdings Corp.	Ownership.....	100.000	UnitedHealth Group Incorporated		
		.00000	41-1921983				Specialty Benefits, LLC	.DE.	NIA.....	United HealthCare Services, Inc.	Ownership.....	100.000	UnitedHealth Group Incorporated		
		.00000	20-1494993				Specialty Billing Solutions, LLC	.CO.	NIA.....	Pinnacle III, LLC	Ownership.....	100.000	UnitedHealth Group Incorporated		
		.00000	20-3412545				Specialty Surgical Center, LLC	.NJ.	NIA.....	SCA-Sparta, LLC	Ownership.....	51.000	UnitedHealth Group Incorporated		
		.00000	71-0886811				Spectera of New York, IPA, Inc.	.NY.	NIA.....	Spectera, Inc.	Ownership.....	100.000	UnitedHealth Group Incorporated		
		.00000	52-1260282				Spectera, Inc.	.MD.	NIA.....	Specialty Benefits, LLC	Ownership.....	100.000	UnitedHealth Group Incorporated		
							Spectrum Health Orthopedic Surgery Center, LLC	.MI.	NIA.....	SCA Spectrum Health Partners, LLC	Ownership.....	100.000	UnitedHealth Group Incorporated		
		.00000	85-2207319				Sports and Spinal Physical Therapy, Inc.	.DC.	NIA.....	Orthology Inc.	Ownership.....	100.000	UnitedHealth Group Incorporated		
		.00000	20-4615218				SRPS, LLC	.DE.	NIA.....	Progressive Enterprises Holdings, Inc.	Ownership.....	100.000	UnitedHealth Group Incorporated		
		.00000	62-1770924				St. Louis Cardiovascular Institute, LLC	.MO.	NIA.....	SCA-St. Louis Holdings, LLC	Ownership.....	51.000	UnitedHealth Group Incorporated		
		.00000	61-1748081				St. Louis Specialty Surgical Center, LLC	.MO.	NIA.....	SCA-St. Louis Holdings, LLC	Ownership.....	51.000	UnitedHealth Group Incorporated		
		.00000	85-2023852				Stonegate JV Partners, LLC	.TX.	NIA.....	SCA Stonegate Holdings, LLC	Ownership.....	39.216	UnitedHealth Group Incorporated		2
		.00000	20-1211544				Stonegate Surgery Center, L.P.	.TX.	NIA.....	Stonegate JV Partners, LLC	Ownership.....	51.000	UnitedHealth Group Incorporated		
		.00000	20-1211544				Stonegate Surgery Center, L.P.	.TX.	NIA.....	SCA Stonegate Holdings, LLC	Ownership.....	16.215	UnitedHealth Group Incorporated		
										SCA Specialty Holdings of Connecticut, LLC	Ownership.....				
		.00000	47-4990107				Summer Street ASC, LLC	.CT.	NIA.....		Ownership.....	49.000	UnitedHealth Group Incorporated		2
		.00000	06-1082848				SunSurgery, LLC	.DE.	NIA.....	Surgical Care Affiliates, LLC	Ownership.....	100.000	UnitedHealth Group Incorporated		
		.00000	82-5164277				Surgery Center at Cherry Creek, LLC	.CO.	NIA.....	SCA-Denver Physicians Holdings, LLC	Ownership.....	100.000	UnitedHealth Group Incorporated		
		.00000	85-4085692				Surgery Center at Cottonwood, LLC	.UT.	NIA.....	SCA Cottonwood Holdings, LLC	Ownership.....	100.000	UnitedHealth Group Incorporated		
		.00000	85-4085559				Surgery Center at Grove Creek, LLC	.UT.	NIA.....	SCA Grove Creek Holdings, LLC	Ownership.....	100.000	UnitedHealth Group Incorporated		
		.00000	82-5207693				Surgery Center at Kissing Camels, LLC	.CO.	NIA.....	SCA-Kissing Camels Holdings, LLC	Ownership.....	67.806	UnitedHealth Group Incorporated		
		.00000	85-4070407				Surgery Center at South Ogden, LLC	.UT.	NIA.....	SCA South Ogden Holdings, LLC	Ownership.....	100.000	UnitedHealth Group Incorporated		
		.00000	81-3129674				Surgery Center at St. Vincent, LLC	.OR.	NIA.....	Providence & SCA On-Campus Holdings, LLC	Ownership.....	57.700	UnitedHealth Group Incorporated		2
		.00000	62-1739361				Surgery Center Holding, LLC	.DE.	NIA.....	Surgical Care Affiliates, LLC	Ownership.....	100.000	UnitedHealth Group Incorporated		
		.00000	62-1509341				Surgery Center of Boca Raton, Inc.	.FL.	NIA.....	Surgical Health, LLC	Ownership.....	100.000	UnitedHealth Group Incorporated		
		.00000	63-1214140				Surgery Center of Colorado Springs, LLC	.DE.	NIA.....	SC Affiliates, LLC	Ownership.....	100.000	UnitedHealth Group Incorporated		
		.00000	42-1166764				Surgery Center of Des Moines, LLC	.DE.	NIA.....	Surgery Center Holding, LLC	Ownership.....	100.000	UnitedHealth Group Incorporated		
		.00000	72-1349752				Surgery Center of Easton, LLC	.DE.	NIA.....	SC Affiliates, LLC	Ownership.....	100.000	UnitedHealth Group Incorporated		

SCHEDULE Y
PART 1A - DETAIL OF INSURANCE HOLDING COMPANY SYSTEM

1	2	3	4	5	6	7	8	9	10	11	12	13	14	15	16
Group Code	Group Name	NAIC Company Code	ID Number	Federal RSSD	CIK	Name of Securities Exchange if Publicly Traded (U.S. or International)	Names of Parent, Subsidiaries Or Affiliates	Domi-ciliary Location	Relation-ship to Reporting Entity	Directly Controlled by (Name of Entity/Person)	Type of Control (Ownership, Board, Management, Attorney-in-Fact, Influence, Other)	If Control is Owner-ship Provide Per-centage	Ultimate Controlling Entity(ies)/Person(s)	Is an SCA Filing Re-quired? (Y/N)	*
		.00000	63-1212213				Surgery Center of Ellicott City, Inc.	DE	NIA	SC Affiliates, LLC	Ownership.....	100.000	UnitedHealth Group Incorporated		
		.00000	20-1733152				Surgery Center of Fairfield County, LLC	DE	NIA	SCA-Connecticut Partners, LLC	Ownership.....	57.644	UnitedHealth Group Incorporated		
		.00000	62-1179539				Surgery Center of Lexington, LLC	DE	NIA	SC Affiliates, LLC	Ownership.....	49.000	UnitedHealth Group Incorporated		2
		.00000	62-1179537				Surgery Center of Louisville, LLC	DE	NIA	SC Affiliates, LLC	Ownership.....	100.000	UnitedHealth Group Incorporated		
		.00000	63-1231944				Surgery Center of Maui, LLC	DE	NIA	SC Affiliates, LLC	Ownership.....	100.000	UnitedHealth Group Incorporated		
		.00000	83-2600045				Surgery Center of Mt. Scott, LLC	OR	NIA	Providence & SCA Off-Campus Holdings, LLC	Ownership.....	51.000	UnitedHealth Group Incorporated		2
		.00000	63-1194204				Surgery Center of Muskogee, LLC	DE	NIA	SC Affiliates, LLC	Ownership.....	100.000	UnitedHealth Group Incorporated		
		.00000	11-3701564				Surgery Center of Rockville, L.L.C.	MD	NIA	SCA-Rockville, LLC	Ownership.....	59.000	UnitedHealth Group Incorporated		
		.00000	63-1212214				Surgery Center of Southern Pines, LLC	DE	NIA	Surgery Center Holding, LLC	Ownership.....	100.000	UnitedHealth Group Incorporated		
		.00000	82-3448050				Surgery Center of The Woodlands, LLC	TX	NIA	SCA-Woodlands Holdings, LLC	Ownership.....	54.790	UnitedHealth Group Incorporated		
							Surgery Center of Wilmington Properties, LLC								
		.00000						NC	NIA	Surgery Center of Wilmington, LLC	Ownership.....	100.000	UnitedHealth Group Incorporated		
		.00000					Surgery Center of Wilmington, LLC	NC	NIA	SCA-Wilmington, LLC	Ownership.....	100.000	UnitedHealth Group Incorporated		
		.00000	26-1767806				Surgery Center of Wilson, LLC	NC	NIA	SCA-Wilson, LLC	Ownership.....	76.450	UnitedHealth Group Incorporated		
							Surgery Centers of Des Moines, Ltd., an Iowa								
		.00000	36-3562598				Limited Partnership	IA	NIA	Surgery Center of Des Moines, LLC	Ownership.....	88.750	UnitedHealth Group Incorporated		
		.00000	68-0282268				Surgery Centers-West Holdings, LLC	DE	NIA	Surgical Care Affiliates, LLC	Ownership.....	100.000	UnitedHealth Group Incorporated		
		.00000	20-8922307				Surgical Care Affiliates, LLC	DE	NIA	SCAI Holdings, LLC	Ownership.....	100.000	UnitedHealth Group Incorporated		
		.00000	46-2971080				Surgical Care Partners of Melbourne, LLC	DE	NIA	SHC Melbourne, Inc.	Ownership.....	76.164	UnitedHealth Group Incorporated		
		.00000	75-1925497				Surgical Caregivers of Fort Worth, LLC	TX	NIA	Surgical Care Affiliates, LLC	Influence.....	1.000	UnitedHealth Group Incorporated		
		.00000	63-1251243				Surgical Center of Greensboro, LLC	NC	NIA	NSC Greensboro, LLC	Ownership.....	35.716	UnitedHealth Group Incorporated		2
		.00000	63-1138507				Surgical Center of Tuscaloosa Holdings, LLC	AL	NIA	Surgical Care Affiliates, LLC	Ownership.....	100.000	UnitedHealth Group Incorporated		
		.00000	65-1321064				Surgical Eye Experts, LLC	MA	NIA	Reliant Medical Group, Inc.	Ownership.....	100.000	UnitedHealth Group Incorporated		1
		.00000	83-3113263				Surgical Health Of Orlando, LLC	FL	NIA	Surgical Health, LLC	Ownership.....	79.802	UnitedHealth Group Incorporated		
		.00000	58-1941168				Surgical Health, LLC	DE	NIA	Surgical Care Affiliates, LLC	Ownership.....	100.000	UnitedHealth Group Incorporated		
		.00000	27-0168681				Surgical Hospital Holdings of Oklahoma, LLC	DE	NIA	SCA Surgery Holdings, LLC	Ownership.....	100.000	UnitedHealth Group Incorporated		
		.00000	84-4983977				Surgical Management Solutions, LLC	DE	NIA	SC Affiliates, LLC	Ownership.....	100.000	UnitedHealth Group Incorporated		
		.00000	64-0629000				Surgicare of Jackson, LLC	DE	NIA	Surgery Center Holding, LLC	Ownership.....	100.000	UnitedHealth Group Incorporated		
							Surgicare of Jackson, Ltd., a Mississippi								
		.00000	75-2162993				Limited Partnership	MS	NIA	Surgicare of Jackson, LLC	Ownership.....	40.000	UnitedHealth Group Incorporated		2
		.00000	75-2287141				Surgicare of Joliet, Inc.	IL	NIA	Surgery Center Holding, LLC	Ownership.....	100.000	UnitedHealth Group Incorporated		
		.00000	75-2501191				Surgicare of La Veta, Inc.	CA	NIA	Surgery Centers-West Holdings, LLC	Ownership.....	100.000	UnitedHealth Group Incorporated		
							Surgicare of La Veta, Ltd., a California								
		.00000	75-2507129				Limited Partnership	CA	NIA	Beach Surgical Holdings III, LLC	Ownership.....	28.333	UnitedHealth Group Incorporated		2
		.00000	41-1437636				Surgicare of Minneapolis, LLC	DE	NIA	Surgery Center Holding, LLC	Ownership.....	100.000	UnitedHealth Group Incorporated		
							Surgicare of Minneapolis, Ltd., a Minnesota								
		.00000	41-1624905				Limited Partnership	MN	NIA	Surgicare of Minneapolis, LLC	Ownership.....	20.513	UnitedHealth Group Incorporated		2
		.00000	75-2459713				Surgicare of Mobile, LLC	DE	NIA	Surgery Center Holding, LLC	Ownership.....	100.000	UnitedHealth Group Incorporated		
		.00000	75-2459715				Surgicare of Mobile, Ltd.	AL	NIA	Surgicare of Mobile, LLC	Ownership.....	20.000	UnitedHealth Group Incorporated		2
		.00000	75-2448926				Surgicare of Oceanside, Inc.	CA	NIA	Surgery Center Holding, LLC	Ownership.....	100.000	UnitedHealth Group Incorporated		
		.00000	75-2184730				Surgicare of Owensboro, LLC	DE	NIA	Surgery Center Holding, LLC	Ownership.....	100.000	UnitedHealth Group Incorporated		
		.00000	75-2200171				Surgicare of Salem, LLC	DE	NIA	Surgery Center Holding, LLC	Ownership.....	100.000	UnitedHealth Group Incorporated		
		.00000	35-1975122				Surgicare, LLC	IN	NIA	SCA-Surgicare, LLC	Ownership.....	53.684	UnitedHealth Group Incorporated		
		.00000	95-3329855				Surgicenters of Southern California, Inc.	CA	NIA	Surgery Center Holding, LLC	Ownership.....	100.000	UnitedHealth Group Incorporated		
		.00000	85-0571986				SVHS-SCA Florida JV, LLC	DE	NIA	SCA-Sacred Heart Holdings, LLC	Ownership.....	51.000	UnitedHealth Group Incorporated		
		.00000	46-1536748				Symphonix Health Holdings LLC	DE	NIA	United HealthCare Services, Inc.	Ownership.....	100.000	UnitedHealth Group Incorporated		
							HealthCare Partners Affiliates Medical								
		.00000	93-1172065				Talbert Medical Group, P.C.	CA	NIA	Group	Ownership.....	100.000	UnitedHealth Group Incorporated		1
		.00000	47-4751035				TeamMD Holdings, Inc.	DE	NIA	AmeriChoice Corporation	Ownership.....	100.000	UnitedHealth Group Incorporated		
		.00000	47-4850893				TeamMD Iowa, Inc.	DE	NIA	TeamMD Holdings, Inc.	Ownership.....	100.000	UnitedHealth Group Incorporated		
		.00000	35-2584893				TeamMD Physicians of Texas, Inc.	TX	NIA	TeamMD Holdings, Inc.	Ownership.....	100.000	UnitedHealth Group Incorporated		
		.00000	42-1446216				TeamMD Physicians, P.C.	IA	NIA	Physician(s) Owned	Influence.....	0.000	UnitedHealth Group Incorporated		1
		.00000	82-1019055				TeamUP Insurance Services, Inc.	CA	NIA	HealthMarkets Insurance Agency, Inc.	Ownership.....	100.000	UnitedHealth Group Incorporated		
		.00000					Tecnología de Información en Salud S.A.	CHL	NIA	Clínica Santa María S.A.	Ownership.....	50.000	UnitedHealth Group Incorporated		

SCHEDULE Y
PART 1A - DETAIL OF INSURANCE HOLDING COMPANY SYSTEM

1	2	3	4	5	6	7	8	9	10	11	12	13	14	15	16
Group Code	Group Name	NAIC Company Code	ID Number	Federal RSSD	CIK	Name of Securities Exchange if Publicly Traded (U.S. or International)	Names of Parent, Subsidiaries Or Affiliates	Domi-ciliary Location	Relation-ship to Reporting Entity	Directly Controlled by (Name of Entity/Person)	Type of Control (Ownership, Board, Management, Attorney-in-Fact, Influence, Other)	If Control is Ownership Provide Percen-tage	Ultimate Controlling Entity(ies)/Person(s)	Is an SCA Filing Re-quired? (Y/N)	*
		.00000					Tecnología de Información en Salud S.A.CHL.....	..NIA.....	Clínica Dávila y Servicios Médicos S.A.	Ownership.....	..50.000	UnitedHealth Group Incorporated		
		.00000	38-3897811				Texas Health Craig Ranch Surgery Center, LLCTX.....	..NIA.....	Surgical Care Affiliates, LLC	Influence.....	..1.000	UnitedHealth Group Incorporated		
		.00000	80-0866449				Texas Health Flower Mound Orthopedic Surgery Center, LLCTX.....	..NIA.....	Surgical Care Affiliates, LLC	Influence.....	..51.000	UnitedHealth Group Incorporated		
		.00000	81-4977249				Texas Health Orthopedic Surgery Center Alliance, LLCTX.....	..NIA.....	Surgical Care Affiliates, LLC	Influence.....	..1.000	UnitedHealth Group Incorporated		
		.00000	82-2296081				Texas Health Surgery Center Alliance, LLCTX.....	..NIA.....	Surgical Care Affiliates, LLC	Influence.....	..50.000	UnitedHealth Group Incorporated		
		.00000	82-1307876				Texas Health Surgery Center Bedford, LLCTX.....	..NIA.....	Surgical Care Affiliates, LLC	Influence.....	..50.000	UnitedHealth Group Incorporated		
		.00000	85-1225852				Texas Health Surgery Center Chisholm Trail, LLCTX.....	..NIA.....	Surgical Care Affiliates, LLC	Influence.....	..100.000	UnitedHealth Group Incorporated		
		.00000	83-1085415				Texas Health Surgery Center Irving, LLCTX.....	..NIA.....	Surgical Care Affiliates, LLC	Influence.....	..100.000	UnitedHealth Group Incorporated		
		.00000	83-0781259				Texas Health Surgery Center Las Colinas, LLCTX.....	..NIA.....	Surgical Care Affiliates, LLC	Influence.....	..50.000	UnitedHealth Group Incorporated		
		.00000	20-3991622				Texas Health Surgery Center Preston Plaza, LLCTX.....	..NIA.....	Surgical Care Affiliates, LLC	Influence.....	..50.000	UnitedHealth Group Incorporated		
		.00000	47-4425996				Texas Health Surgery Center Rockwall, LLCTX.....	..NIA.....	Surgical Care Affiliates, LLC	Influence.....	..50.000	UnitedHealth Group Incorporated		
		.00000					Texas Health Surgery Center Southwest Fort Worth, LLCTX.....	..NIA.....	Surgical Care Affiliates, LLC	Influence.....	..50.000	UnitedHealth Group Incorporated		
		.00000	83-1464243				Texas Health Surgery Center Waxahachie, LLCTX.....	..NIA.....	Surgical Care Affiliates, LLC	Influence.....	..100.000	UnitedHealth Group Incorporated		
		.00000	84-1953918				Texas Health Surgery Center Willow Park, LLCTX.....	..NIA.....	Surgical Care Affiliates, LLC	Influence.....	..50.000	UnitedHealth Group Incorporated		
		.00000	52-1468699				The Advisory Board CompanyDE.....	..NIA.....	OptumInsight, Inc.	Ownership.....	..100.000	UnitedHealth Group Incorporated		
0707	UnitedHealth Group Incorporated	.61832	52-0676509				The Chesapeake Life Insurance CompanyOK.....	..IA.....	HealthMarkets Group, Inc.	Ownership.....	..100.000	UnitedHealth Group Incorporated		
		.00000	91-0214500				The Everett Clinic, PLLCWA.....	..NIA.....	Everett Physicians, Inc. P.S.	Ownership.....	..45.396	UnitedHealth Group Incorporated1
		.00000	20-5562797				The Eye Surgery Center of the Carolinas, L.P.NC.....	..NIA.....	Surgery Center of Southern Pines, LLC	Ownership.....	..46.000	UnitedHealth Group Incorporated2
		.00000	56-1970224				The Lewin Group, Inc.NC.....	..NIA.....	Optum Public Sector Solutions, Inc.	Ownership.....	..100.000	UnitedHealth Group Incorporated		
		.00000	61-1409045				The Outpatient Surgery Center of Hilton Head, LLCSC.....	..NIA.....	SCA-Hilton Head, LLC	Ownership.....	..50.000	UnitedHealth Group Incorporated		
		.00000	83-1192367				The Polyclinic MSO, LLCDE.....	..NIA.....	Collaborative Care Holdings, LLC	Ownership.....	..80.100	UnitedHealth Group Incorporated		
		.00000	91-0369070				The Polyclinic, PLLCWA.....	..NIA.....	Polyclinic Holdings, P.C.	Ownership.....	..20.024	UnitedHealth Group Incorporated1
		.00000	72-1349755				The Surgery Center of Easton, L.P.TN.....	..NIA.....	Surgery Center of Easton, LLC	Ownership.....	..42.000	UnitedHealth Group Incorporated2
		.00000	06-1552689				The Surgical Center of Connecticut, LLCCT.....	..NIA.....	SCA-Main Street, LLC	Ownership.....	..20.370	UnitedHealth Group Incorporated2
		.00000	37-1446353				The Surgical Center of the Treasure Coast, L.L.C.FL.....	..NIA.....	SCA-St. Lucie, LLC	Ownership.....	..51.000	UnitedHealth Group Incorporated		
		.00000	26-1579919				Thomas Johnson Surgery Center, LLCMD.....	..NIA.....	SCA-Frederick, LLC	Ownership.....	..65.000	UnitedHealth Group Incorporated		
		.00000	25-1825549				Three Rivers Holdings, Inc.DE.....	..NIA.....	AmeriChoice Corporation	Ownership.....	..100.000	UnitedHealth Group Incorporated		
		.00000	63-1194203				Three Rivers Surgical Care, L.P.TN.....	..NIA.....	Surgery Center of Muskogee, LLC	Ownership.....	..14.904	UnitedHealth Group Incorporated		
		.00000	63-1194203				Three Rivers Surgical Care, L.P.TN.....	..NIA.....	Muskogee Surgical Investors, LLC	Ownership.....	..85.096	UnitedHealth Group Incorporated		
		.00000	59-3143128				Tmesys, LLCFL.....	..NIA.....	PMSI Holdings, LLC	Ownership.....	..100.000	UnitedHealth Group Incorporated		
		.00000	98-1287904				Topimagem Diagnóstico por Imagem Ltda.BRA.....	..NIA.....	Esho – Empresa de Serviços Hospitalares S.A.	Ownership.....	..99.000	UnitedHealth Group Incorporated		
		.00000	83-1528858				Trails Edge Surgery Center, LLCFL.....	..NIA.....	SCA-Bonita Springs, LLC	Ownership.....	..59.000	UnitedHealth Group Incorporated		
		.00000	46-5482620				Trauma Surgery Affiliates, LLCTX.....	..NIA.....	National Surgery Centers, LLC	Ownership.....	..49.000	UnitedHealth Group Incorporated2
		.00000	52-1431155				Travel Express IncorporatedMD.....	..NIA.....	FrontierMEDEX, Inc.	Ownership.....	..100.000	UnitedHealth Group Incorporated		
		.00000	46-2613170				Treasure Valley Emerald Properties, LLCDE.....	..NIA.....	Treasure Valley Hospital Limited Partnership	Ownership.....	..100.000	UnitedHealth Group Incorporated2
		.00000	33-0592165				Treasure Valley Hospital Limited PartnershipID.....	..NIA.....	Surgical Health, LLC	Ownership.....	..38.495	UnitedHealth Group Incorporated2
		.00000	46-5530255				Trio Motion, LLCDE.....	..NIA.....	Optum Labs, LLC	Ownership.....	..100.000	UnitedHealth Group Incorporated		
		.00000	30-0226127				Triple Aim Partners Holdings, Inc.DE.....	..NIA.....	Optum, Inc.	Ownership.....	..100.000	UnitedHealth Group Incorporated		
		.00000	84-3719654				Triple Aim Partners, LLCDE.....	..NIA.....	Triple Aim Partners Holdings, Inc.	Ownership.....	..100.000	UnitedHealth Group Incorporated		

SCHEDULE Y
PART 1A - DETAIL OF INSURANCE HOLDING COMPANY SYSTEM

1	2	3	4	5	6	7	8	9	10	11	12	13	14	15	16
Group Code	Group Name	NAIC Company Code	ID Number	Federal RSSD	CIK	Name of Securities Exchange if Publicly Traded (U.S. or International)	Names of Parent, Subsidiaries Or Affiliates	Domi-ciliary Location	Relation-ship to Reporting Entity	Directly Controlled by (Name of Entity/Person)	Type of Control (Ownership, Board, Management, Attorney-in-Fact, Influence, Other)	If Control is Ownership Provide Percen-tage	Ultimate Controlling Entity(ies)/Person(s)	Is an SCA Filing Re-quired? (Y/N)	*
		.00000	63-0974161				Tuscaloosa Surgical Center, L.P.	..AL	..NIA	Surgical Center of Tuscaloosa Holdings, LLC	Ownership	30.000	UnitedHealth Group Incorporated		2
		.00000	94-3077084				U.S. Behavioral Health Plan, California	..CA	..IA	United Behavioral Health	Ownership	100.000	UnitedHealth Group Incorporated		
		.00000	98-1388279				UHC Finance (Ireland) Unlimited Company	..IRL	..NIA	UnitedHealth Group International Finance (Ireland) Unlimited Company	Ownership	100.000	UnitedHealth Group Incorporated		
		.00000	41-1913059				UHC International Services, Inc.	..DE	..NIA	UnitedHealth Group Incorporated	Ownership	100.000	UnitedHealth Group Incorporated		
		.00000	95-2931460				UHC of California	..CA	..IA	United HealthCare Services, Inc.	Ownership	100.000	UnitedHealth Group Incorporated		
		.00000	98-1103713				UHCG – FZE	..ARE	..NIA	UnitedHealthcare Global Medical (UK) Limited	Ownership	100.000	UnitedHealth Group Incorporated		
		.00000	98-1372063				UHCG Holdings (Ireland) Limited	..IRL	..NIA	United HealthCare Services, Inc.	Ownership	100.000	UnitedHealth Group Incorporated		
		.00000	98-1372064				UHCG Services (Ireland) Limited	..IRL	..NIA	UHCG Holdings (Ireland) Limited	Ownership	100.000	UnitedHealth Group Incorporated		
		.00000	98-1122490				UHG Brasil Participações S.A.	..BRA	..NIA	Polar II Fundo de Investimento em Participações Multiestrategia	Ownership	100.000	UnitedHealth Group Incorporated		
		.00000	41-1921008				UHIC Holdings, Inc.	..DE	..NIA	United HealthCare Services, Inc.	Ownership	100.000	UnitedHealth Group Incorporated		
		.00000	75-2922396				UICI Funding Corp. 2	..DE	..NIA	HealthMarkets, LLC	Ownership	100.000	UnitedHealth Group Incorporated		
		.00000	39-1995276				UMR, Inc.	..DE	..NIA	United HealthCare Services, Inc.	Ownership	100.000	UnitedHealth Group Incorporated		
		.00000	98-1444648				Unidad Médica Diagnóstico S.A.	..COL	..NIA	Colmedica Medicina Prepagada S.A.	Ownership	92.380	UnitedHealth Group Incorporated		
		.00000	98-1444648				Unidad Médica Diagnóstico S.A.	..COL	..NIA	Banmedica Internacional SpA	Ownership	7.620	UnitedHealth Group Incorporated		
..0707	UnitedHealth Group Incorporated	.91529	52-1996029				Unimerica Insurance Company	..WI	..IA	OptumHealth Holdings, LLC	Ownership	100.000	UnitedHealth Group Incorporated		
							Unimerica Life Insurance Company of New York								
..0707	UnitedHealth Group Incorporated	..11596	01-0637149				Unison Health Plan of Delaware, Inc.	..DE	..IA	UnitedHealthcare Insurance Company	Ownership	100.000	UnitedHealth Group Incorporated		
		.00000	20-5917714				United Behavioral Health	..CA	..NIA	Three Rivers Holdings, Inc.	Ownership	100.000	UnitedHealth Group Incorporated		
		.00000	94-2649097				United Behavioral Health of New York, I.P.A., Inc.	..CA	..NIA	OptumHealth Holdings, LLC	Ownership	100.000	UnitedHealth Group Incorporated		
		.00000	41-1868911				United Group Reinsurance, Inc.	..NY	..NIA	United Behavioral Health	Ownership	100.000	UnitedHealth Group Incorporated		
		.00000	75-2583080				United HealthCare Services, Inc.	..TCA	..NIA	HealthMarkets, LLC	Ownership	100.000	UnitedHealth Group Incorporated		
		.00000	41-1289245	3410132			United Management Services, Inc.	..MIN	..UDP	UnitedHealth Group Incorporated	Ownership	100.000	UnitedHealth Group Incorporated		
		.00000	75-2601147				United Resource Networks IPA of New York, Inc.	..NY	..NIA	HealthMarkets, LLC	Ownership	100.000	UnitedHealth Group Incorporated		
		.00000	30-0318238				UnitedHealth Advisors, LLC	..NY	..NIA	OptumHealth Care Solutions, LLC	Ownership	100.000	UnitedHealth Group Incorporated		
		.00000	01-0538317				UnitedHealth Group Incorporated	..ME	..NIA	United HealthCare Services, Inc.	Ownership	100.000	UnitedHealth Group Incorporated		
		.00000	41-1321939	4665014	0000731766	New York Stock Exchange	UnitedHealth Group International Finance (Ireland) Unlimited Company	..DE	..UIP	Self	Ownership	100.000	UnitedHealth Group Incorporated		
		.00000	98-1422474				UnitedHealth Group International Finance LLC	..IRL	..NIA	UnitedHealthcare Europe S.á r.l.	Ownership	100.000	UnitedHealth Group Incorporated		
		.00000	84-3188598				UnitedHealth Group Ventures, LLC	..DE	..NIA	UnitedHealth UK Limited	Ownership	100.000	UnitedHealth Group Incorporated		
		.00000	46-3311984				UnitedHealth International, Inc.	..DE	..NIA	UnitedHealth Group Incorporated	Ownership	100.000	UnitedHealth Group Incorporated		
		.00000	41-1917398				UnitedHealth Military & Veterans Services, LLC	..DE	..NIA	UnitedHealth Group Incorporated	Ownership	100.000	UnitedHealth Group Incorporated		
		.00000	26-2574977				UnitedHealth UK Limited	..GBR	..NIA	United HealthCare Services, Inc.	Ownership	100.000	UnitedHealth Group Incorporated		
..0707	UnitedHealth Group Incorporated	.95174	33-0115163				UnitedHealthcare Benefits of Texas, Inc.	..TX	..IA	Bordeaux UK Holdings I Limited	Ownership	100.000	UnitedHealth Group Incorporated		
							UnitedHealthcare Benefits Plan of California			United HealthCare Services, Inc.	Ownership	100.000	UnitedHealth Group Incorporated		
		.00000	47-3221444				UnitedHealthcare Community Plan of California, Inc.	..CA	..IA	United HealthCare Services, Inc.	Ownership	100.000	UnitedHealth Group Incorporated		
		.00000	46-4348775				UnitedHealthcare Community Plan of Georgia, Inc.	..CA	..IA	United HealthCare Services, Inc.	Ownership	100.000	UnitedHealth Group Incorporated		
..0707	UnitedHealth Group Incorporated	..13168	26-2688274				UnitedHealthcare Community Plan of Ohio, Inc.	..GA	..IA	AmeriChoice Corporation	Ownership	100.000	UnitedHealth Group Incorporated		
..0707	UnitedHealth Group Incorporated	..12323	56-2451429				UnitedHealthcare Community Plan of Texas, L.L.C.	..OH	..IA	Three Rivers Holdings, Inc.	Ownership	100.000	UnitedHealth Group Incorporated		
..0707	UnitedHealth Group Incorporated	..11141	91-2008361				UnitedHealthcare Community Plan, Inc.	..TX	..IA	Ovations, Inc.	Ownership	100.000	UnitedHealth Group Incorporated		
..0707	UnitedHealth Group Incorporated	.95467	38-3204052					..MI	..IA	AmeriChoice Corporation	Ownership	100.000	UnitedHealth Group Incorporated		

SCHEDULE Y
PART 1A - DETAIL OF INSURANCE HOLDING COMPANY SYSTEM

1	2	3	4	5	6	7	8	9	10	11	12	13	14	15	16
Group Code	Group Name	NAIC Company Code	ID Number	Federal RSSD	CIK	Name of Securities Exchange if Publicly Traded (U.S. or International)	Names of Parent, Subsidiaries Or Affiliates	Domi-ciliary Location	Relation-ship to Reporting Entity	Directly Controlled by (Name of Entity/Person)	Type of Control (Ownership, Board, Management, Attorney-in-Fact, Influence, Other)	If Control is Owner-ship Provide Percen-tage	Ultimate Controlling Entity(ies)/Person(s)	Is an SCA Filing Re-quired? (Y/N)	*
		.00000	98-1200034				UnitedHealthcare Consulting & Assistance Service (Beijing) Co., Ltd.	.CHN	NIA	UnitedHealthcare International I B.V.	Ownership	100.000	UnitedHealth Group Incorporated		
		.00000	98-1199879				UnitedHealthcare Europe S.à r.l.	.LUX	NIA	Bordeaux UK Holdings II Limited	Ownership	100.000	UnitedHealth Group Incorporated		
		.00000	98-1104429				UnitedHealthcare Global Canada Limited	.CAN	NIA	UnitedHealthcare International I B.V.	Ownership	100.000	UnitedHealth Group Incorporated		
							UnitedHealthcare Global Medical (UK) Limited								
		.00000	98-1029201					.GBR	NIA	UnitedHealthcare International I B.V.	Ownership	100.000	UnitedHealth Group Incorporated		
		.00000	98-1099116				UnitedHealthcare India Private Limited	.IND	NIA	UnitedHealth International, Inc.	Ownership	0.001	UnitedHealth Group Incorporated		
		.00000	98-1099116				UnitedHealthcare India Private Limited	.IND	NIA	OptumHealth International B.V.	Ownership	99.999	UnitedHealth Group Incorporated		
.0707	UnitedHealth Group Incorporated	.79413	36-2739571				UnitedHealthcare Insurance Company	.CT	IA	UHC Holdings, Inc.	Ownership	100.000	UnitedHealth Group Incorporated		
							UnitedHealthcare Insurance Company of America								
.0707	UnitedHealth Group Incorporated	.84549	38-2044243					.IL	IA	Symphonix Health Holdings LLC	Ownership	100.000	UnitedHealth Group Incorporated		
							UnitedHealthcare Insurance Company of Illinois								
.0707	UnitedHealth Group Incorporated	.60318	36-3800349				UnitedHealthcare Insurance Company of New York	.IL	IA	UnitedHealthcare Insurance Company	Ownership	100.000	UnitedHealth Group Incorporated		
							UnitedHealthcare Insurance Company of the River Valley								
.0707	UnitedHealth Group Incorporated	.60093	11-3283886				UnitedHealthcare Insurance Company of the River Valley	.NY	IA	UnitedHealthcare Insurance Company	Ownership	100.000	UnitedHealth Group Incorporated		
							UnitedHealthcare Insurance Designated Activity Company								
		.00000	98-1372065				UnitedHealthcare Integrated Services, Inc.	.IL	IA	UnitedHealthcare, Inc.	Ownership	100.000	UnitedHealth Group Incorporated		
		.00000	86-0618309				UnitedHealthcare International Asia, LLC	.IRL	NIA	UHC Holdings (Ireland) Limited	Ownership	100.000	UnitedHealth Group Incorporated		
		.00000	41-1988797				UnitedHealthcare International I B.V.	.AZ	IA	Ovations, Inc.	Ownership	100.000	UnitedHealth Group Incorporated		
		.00000	98-1100512				UnitedHealthcare International II S.à r.l.	.DE	NIA	UnitedHealth Group Incorporated	Ownership	100.000	UnitedHealth Group Incorporated		
		.00000	98-1079459				UnitedHealthcare International III B.V.	.NLD	NIA	FrontierMEDX US, Inc.	Ownership	100.000	UnitedHealth Group Incorporated		
		.00000	98-1340853				UnitedHealthcare International III S.à r.l.	.LUX	NIA	Bordeaux UK Holdings I Limited	Ownership	100.000	UnitedHealth Group Incorporated		
		.00000	98-1077436				UnitedHealthcare International III B.V.	.NLD	NIA	UnitedHealthcare Europe S.à r.l.	Ownership	100.000	UnitedHealth Group Incorporated		
		.00000	98-1077436				UnitedHealthcare International III S.à r.l.	.LUX	NIA	Optum Services (Ireland) Limited	Ownership	100.000	UnitedHealth Group Incorporated		
							UnitedHealthcare International IV S.à r.l.			UnitedHealthcare International VIII S.à r.l.					
		.00000	98-1080926				UnitedHealthcare International VII S.à r.l.	.LUX	NIA	UHC Finance (Ireland) Unlimited Company	Ownership	100.000	UnitedHealth Group Incorporated		
		.00000	98-1372060				UnitedHealthcare International VIII S.à r.l.	.LUX	NIA	UnitedHealthcare International X S.à r.l.	Ownership	100.000	UnitedHealth Group Incorporated		
							UnitedHealthcare International X S.à r.l.			UnitedHealthcare International III S.à r.l.					
		.00000	98-1443728				UnitedHealthcare Life Insurance Company	.LUX	NIA	Golden Rule Financial Corporation	Ownership	100.000	UnitedHealth Group Incorporated		
.0707	UnitedHealth Group Incorporated	.97179	86-0207231				UnitedHealthcare of Alabama, Inc.	.WI	IA	UnitedHealthcare, Inc.	Ownership	100.000	UnitedHealth Group Incorporated		
.0707	UnitedHealth Group Incorporated	.95784	63-0899562				UnitedHealthcare of Arizona, Inc.	.AL	IA	UnitedHealthcare, Inc.	Ownership	100.000	UnitedHealth Group Incorporated		
.0707	UnitedHealth Group Incorporated	.96016	86-0507074				UnitedHealthcare of Arkansas, Inc.	.AZ	IA	UnitedHealthcare, Inc.	Ownership	100.000	UnitedHealth Group Incorporated		
.0707	UnitedHealth Group Incorporated	.95446	63-1036819				UnitedHealthcare of Colorado, Inc.	.AR	IA	UnitedHealthcare, Inc.	Ownership	100.000	UnitedHealth Group Incorporated		
.0707	UnitedHealth Group Incorporated	.95090	84-1004639				UnitedHealthcare of Florida, Inc.	.CO	IA	UnitedHealthcare, Inc.	Ownership	100.000	UnitedHealth Group Incorporated		
.0707	UnitedHealth Group Incorporated	.95264	59-1293865				UnitedHealthcare of Georgia, Inc.	.FL	IA	UnitedHealthcare, Inc.	Ownership	100.000	UnitedHealth Group Incorporated		
.0707	UnitedHealth Group Incorporated	.95850	58-1653544				UnitedHealthcare of Illinois, Inc.	.GA	IA	UnitedHealthcare, Inc.	Ownership	100.000	UnitedHealth Group Incorporated		
.0707	UnitedHealth Group Incorporated	.95776	36-3280214				UnitedHealthcare of Kentucky, Ltd.	.IL	IA	UnitedHealthcare, Inc.	Ownership	100.000	UnitedHealth Group Incorporated		
.0707	UnitedHealth Group Incorporated	.96644	62-1240316				UnitedHealthcare of Louisiana, Inc.	.KY	IA	UnitedHealthcare, Inc.	Ownership	5.828	UnitedHealth Group Incorporated		
.0707	UnitedHealth Group Incorporated	.96644	62-1240316				UnitedHealthcare of Mississippi, Inc.	.KY	IA	United HealthCare Services, Inc.	Ownership	94.172	UnitedHealth Group Incorporated		
.0707	UnitedHealth Group Incorporated	.95833	72-1074008				UnitedHealthcare of New England, Inc.	.LA	IA	UnitedHealthcare, Inc.	Ownership	100.000	UnitedHealth Group Incorporated		
.0707	UnitedHealth Group Incorporated	.95716	63-1036817				UnitedHealthcare of New Mexico, Inc.	.MS	IA	UnitedHealthcare, Inc.	Ownership	100.000	UnitedHealth Group Incorporated		
.0707	UnitedHealth Group Incorporated	.95149	05-0413469				UnitedHealthcare of New York, Inc.	.RI	IA	United HealthCare Services, Inc.	Ownership	100.000	UnitedHealth Group Incorporated		
.0707	UnitedHealth Group Incorporated	.13214	26-2697886				UnitedHealthcare of North Carolina, Inc.	.NJ	IA	UnitedHealthcare Insurance Company	Ownership	100.000	UnitedHealth Group Incorporated		
.0707	UnitedHealth Group Incorporated	.95085	06-1172891				UnitedHealthcare of Ohio, Inc.	.NY	IA	AmeriChoice Corporation	Ownership	100.000	UnitedHealth Group Incorporated		
.0707	UnitedHealth Group Incorporated	.95103	56-1461010				UnitedHealthcare of Oklahoma, Inc.	.NC	IA	UnitedHealthcare, Inc.	Ownership	100.000	UnitedHealth Group Incorporated		
.0707	UnitedHealth Group Incorporated	.95186	31-1142815				UnitedHealthcare of Oregon, Inc.	.OH	RE	United HealthCare Services, Inc.	Ownership	100.000	UnitedHealth Group Incorporated		
.0707	UnitedHealth Group Incorporated	.96903	33-0115166				UnitedHealthcare of Pennsylvania, Inc.	.OK	IA	United HealthCare Services, Inc.	Ownership	100.000	UnitedHealth Group Incorporated		
.0707	UnitedHealth Group Incorporated	.95893	93-0938819				UnitedHealthcare of South Carolina, Inc.	.OR	IA	United HealthCare Services, Inc.	Ownership	100.000	UnitedHealth Group Incorporated		
.0707	UnitedHealth Group Incorporated	.95220	25-1756858				UnitedHealthcare of Texas, Inc.	.PA	IA	Three Rivers Holdings, Inc.	Ownership	100.000	UnitedHealth Group Incorporated		
.0707	UnitedHealth Group Incorporated	.16740	35-2674992					.SC	IA	UnitedHealthcare, Inc.	Ownership	100.000	UnitedHealth Group Incorporated		
.0707	UnitedHealth Group Incorporated	.95765	95-3939697					.TX	IA	UnitedHealthcare, Inc.	Ownership	100.000	UnitedHealth Group Incorporated		

SCHEDULE Y
PART 1A - DETAIL OF INSURANCE HOLDING COMPANY SYSTEM

1	2	3	4	5	6	7	8	9	10	11	12	13	14	15	16
Group Code	Group Name	NAIC Company Code	ID Number	Federal RSSD	CIK	Name of Securities Exchange if Publicly Traded (U.S. or International)	Names of Parent, Subsidiaries Or Affiliates	Domi-ciliary Location	Relation-ship to Reporting Entity	Directly Controlled by (Name of Entity/Person)	Type of Control (Ownership, Board, Management, Attorney-in-Fact, Influence, Other)	If Control is Owner-ship Provide Percen-tage	Ultimate Controlling Entity(ies)/Person(s)	Is an SCA Filing Re-quired? (Y/N)	*
.0707	UnitedHealth Group Incorporated	.95025	52-1130183				UnitedHealthcare of the Mid-Atlantic, Inc.	MD	IA	UnitedHealthcare, Inc.	Ownership	100.000	UnitedHealth Group Incorporated		
.0707	UnitedHealth Group Incorporated	.95591	47-0676824				UnitedHealthcare of the Midlands, Inc.	NE	IA	UnitedHealthcare, Inc.	Ownership	100.000	UnitedHealth Group Incorporated		
.0707	UnitedHealth Group Incorporated	.96385	43-1361841				UnitedHealthcare of the Midwest, Inc.	MO	IA	UnitedHealthcare, Inc.	Ownership	100.000	UnitedHealth Group Incorporated		
.0707	UnitedHealth Group Incorporated	.95501	41-1488563				UnitedHealthcare of Utah, Inc.	UT	IA	UnitedHealthcare, Inc.	Ownership	100.000	UnitedHealth Group Incorporated		
.0707	UnitedHealth Group Incorporated	.48038	91-1312551				UnitedHealthcare of Washington, Inc.	WA	IA	United HealthCare Services, Inc.	Ownership	100.000	UnitedHealth Group Incorporated		
.0707	UnitedHealth Group Incorporated	.95710	39-1555888				UnitedHealthcare of Wisconsin, Inc.	WI	IA	UnitedHealthcare, Inc.	Ownership	100.000	UnitedHealth Group Incorporated		
.0707	UnitedHealth Group Incorporated	.95378	36-3379945				UnitedHealthcare Plan of the River Valley, Inc.	IL	IA	UnitedHealthcare, Inc.	Ownership	100.000	UnitedHealth Group Incorporated		
		.00000	47-0854646				UnitedHealthcare Service LLC	DE	NIA	UnitedHealthcare Insurance Company	Ownership	100.000	UnitedHealth Group Incorporated		
		.00000	01-0518346				UnitedHealthcare Specialty Benefits, LLC	ME	NIA	Specialty Benefits, LLC	Ownership	100.000	UnitedHealth Group Incorporated		
		.00000	41-1922511				UnitedHealthcare, Inc.	DE	NIA	United HealthCare Services, Inc.	Ownership	100.000	UnitedHealth Group Incorporated		
		.00000	27-0815205				Unity Health Network, LLC	DE	NIA	Collaborative Care Holdings, LLC	Ownership	80.100	UnitedHealth Group Incorporated		
		.00000	26-4219191				UpFront Insurance Agency, LLC	MN	NIA	Optum Labs, LLC	Ownership	100.000	UnitedHealth Group Incorporated		
		.00000	83-4657754				Upland Holdings, LLC	CA	NIA	NSC Upland, LLC	Ownership	58.991	UnitedHealth Group Incorporated		
		.00000	33-0812827				Upland Outpatient Surgical Center, L.P.	CA	NIA	Upland Holdings, LLC	Ownership	51.000	UnitedHealth Group Incorporated		
		.00000	26-0382877				Urgent Care Holdings, Inc.	DE	NIA	Optum Clinics Intermediate Holdings, Inc.	Ownership	100.000	UnitedHealth Group Incorporated		
		.00000	26-3667220				Urgent Care MSO, LLC	DE	NIA	Urgent Care Holdings, Inc.	Ownership	100.000	UnitedHealth Group Incorporated		
		.00000	75-2613230				Urology Associates of North Texas, P.L.L.C.	TX	NIA	USMD Affiliated Services	Ownership	100.000	UnitedHealth Group Incorporated		
		.00000	20-3887008				USHEALTH Academy, Inc.	TX	NIA	USHEALTH Group, Inc.	Ownership	100.000	UnitedHealth Group Incorporated		
		.00000	26-4163593				USHEALTH Administrators, LLC	DE	NIA	USHEALTH Group, Inc.	Ownership	100.000	UnitedHealth Group Incorporated		
		.00000	26-3887598				USHEALTH Advisors, LLC	TX	NIA	USHEALTH Group, Inc.	Ownership	100.000	UnitedHealth Group Incorporated		
		.00000	75-2192748				USHEALTH Career Agency, Inc.	DE	NIA	USHEALTH Group, Inc.	Ownership	100.000	UnitedHealth Group Incorporated		
		.00000	75-2225185				USHEALTH Funding, Inc.	DE	NIA	USHEALTH Group, Inc.	Ownership	100.000	UnitedHealth Group Incorporated		
		.00000	73-1165000				USHEALTH Group, Inc.	DE	NIA	Golden Rule Financial Corporation	Ownership	100.000	UnitedHealth Group Incorporated		
		.00000	20-8048861				USMD Administrative Services, L.L.C.	TX	NIA	USMD Inc.	Ownership	100.000	UnitedHealth Group Incorporated		
		.00000	27-2956222				USMD Affiliated Services	TX	NIA	USMD Inc.	Ownership	100.000	UnitedHealth Group Incorporated		
		.00000	27-2803133				USMD Diagnostic Services, LLC	TX	NIA	WellMed Networks, Inc.	Ownership	100.000	UnitedHealth Group Incorporated		1
		.00000	27-2866866				USMD Holdings, Inc.	DE	NIA	WellMed Medical Management, Inc.	Ownership	100.000	UnitedHealth Group Incorporated		
		.00000	73-1662763				USMD Hospital at Arlington, L.P.	TX	NIA	MAT-RX DEVELOPMENT, L.L.C.	Ownership	100.000	UnitedHealth Group Incorporated		1
		.00000	20-3571243				USMD Hospital at Fort Worth, L.P.	TX	NIA	MAT-RX DEVELOPMENT, L.L.C.	Ownership	100.000	UnitedHealth Group Incorporated		1
		.00000	20-8050318				USMD Inc.	TX	NIA	USMD Holdings, Inc.	Ownership	100.000	UnitedHealth Group Incorporated		
		.00000	73-1662757				USMD of Arlington GP, L.L.C.	TX	NIA	MAT-RX DEVELOPMENT, L.L.C.	Ownership	100.000	UnitedHealth Group Incorporated		1
		.00000	35-2446102				USMD PPM, LLC	TX	NIA	USMD Inc.	Ownership	100.000	UnitedHealth Group Incorporated		
		.00000	87-0757396				Valley Physicians Network, Inc.	CA	NIA	PrimeCare Medical Network, Inc.	Ownership	100.000	UnitedHealth Group Incorporated		
		.00000	85-0780051				Vascular Labs of the Rockies ASC, LLC	DE	NIA	SCA-VLR Holdings Company, LLC	Ownership	51.000	UnitedHealth Group Incorporated		
		.00000	81-2820395				Via Vitae MSO, LLC	DE	NIA	OC Cardiology Practice Partners, LLC	Ownership	70.000	UnitedHealth Group Incorporated		
		.00000	98-1443076				Vida Integra S.A.	CHL	NIA	Saden S.A.	Ownership	0.000	UnitedHealth Group Incorporated		
		.00000	98-1443076				Vida Integra S.A.	CHL	NIA	Banmedica S.A.	Ownership	100.000	UnitedHealth Group Incorporated		
		.00000	98-1444067				Vida Tres Internacional S.A.	CHL	NIA	Saden S.A.	Ownership	0.000	UnitedHealth Group Incorporated		
		.00000	98-1444067				Vida Tres Internacional S.A.	CHL	NIA	Banmedica S.A.	Ownership	100.000	UnitedHealth Group Incorporated		
		.00000	85-2278858				Virtua-SCA Holdings II, LLC	DE	NIA	SCA Outside New Jersey, LLC	Ownership	45.000	UnitedHealth Group Incorporated		2
		.00000	47-4149749				Virtual Therapeutics Corporation	DE	NIA	Optum Labs, LLC	Ownership	5.613	UnitedHealth Group Incorporated		
		.00000	47-4149749				Virtual Therapeutics Corporation	DE	NIA	United HealthCare Services, Inc.	Ownership	36.552	UnitedHealth Group Incorporated		
		.00000	47-4149749				Virtual Therapeutics Corporation	DE	NIA	UnitedHealth Group Ventures, LLC	Ownership	41.670	UnitedHealth Group Incorporated		
		.00000	85-1453387				Vitucci, LCSW, P.C.	IL	NIA	Physician(s) Owned	Influence	0.000	UnitedHealth Group Incorporated		1
		.00000					Vivify Health Canada, Inc.	CAN	NIA	Vivify Health, Inc.	Ownership	100.000	UnitedHealth Group Incorporated		
		.00000	27-1348358				Vivify Health, Inc.	DE	NIA	OptumHealth Care Solutions, LLC	Ownership	100.000	UnitedHealth Group Incorporated		
		.00000	36-4499777				Walnut Hill Surgery Center, LLC	TX	NIA	Surgical Care Affiliates, LLC	Influence	50.000	UnitedHealth Group Incorporated		
		.00000	36-3469841				Wauwatosa Outpatient Surgery Center, LLC	DE	NIA	Surgery Centers-West Holdings, LLC	Ownership	100.000	UnitedHealth Group Incorporated		
		.00000	36-3469839				Wauwatosa Surgery Center, LLC	DE	NIA	Wauwatosa Outpatient Surgery Center, LLC	Ownership	51.000	UnitedHealth Group Incorporated		
		.00000	20-5429310				Wayland Square Surgicare Acquisition, L.P.	RI	NIA	Surgery Center Holding, LLC	Ownership	1.000	UnitedHealth Group Incorporated		
		.00000	20-5429310				Wayland Square Surgicare Acquisition, L.P.	RI	NIA	SC Affiliates, LLC	Ownership	99.000	UnitedHealth Group Incorporated		
		.00000	75-2500274				Wayland Square Surgicare GP, Inc.	RI	NIA	Surgery Center Holding, LLC	Ownership	100.000	UnitedHealth Group Incorporated		
		.00000	46-2854394				Waypoint Minnesota PC	MN	NIA	Physician(s) Owned	Influence	0.000	UnitedHealth Group Incorporated		1

ANNUAL STATEMENT FOR THE YEAR 2020 OF THE UnitedHealthcare of Ohio, Inc.

SCHEDULE Y
PART 1A - DETAIL OF INSURANCE HOLDING COMPANY SYSTEM

1	2	3	4	5	6	7	8	9	10	11	12	13	14	15	16
Group Code	Group Name	NAIC Company Code	ID Number	Federal RSSD	CIK	Name of Securities Exchange if Publicly Traded (U.S. or International)	Names of Parent, Subsidiaries Or Affiliates	Domi-ciliary Loca-tion	Relation-ship to Reporting Entity	Directly Controlled by (Name of Entity/Person)	Type of Control (Ownership, Board, Management, Attorney-in-Fact, Influence, Other)	If Control is Owner-ship Provide Percen-tage	Ultimate Controlling Entity(ies)/Person(s)	Is an SCA Filing Re-quired? (Y/N)	*
		.00000	46-2859426				Waypoint Minnesota Sports PC	.MN.	NIA	David Moen, M.D. P.C.	Ownership	100.000	UnitedHealth Group Incorporated		.1
		.00000	84-2233329				WellMed Florida Medicare ACO, LLC	.TX.	NIA	WellMed Network of Florida, Inc.	Ownership	100.000	UnitedHealth Group Incorporated		.1
		.00000	84-2178104				WellMed Greater Texas Medicare ACO, LLC	.TX.	NIA	WellMed Networks, Inc.	Ownership	100.000	UnitedHealth Group Incorporated		.1
		.00000	74-2574229				WellMed Medical Group, P.A.	.TX.	NIA	Physician(s) Owned	Influence	0.000	UnitedHealth Group Incorporated		.1
		.00000	74-2797745				WellMed Medical Management of Florida, Inc.	.FL.	NIA	WellMed Medical Management, Inc.	Ownership	100.000	UnitedHealth Group Incorporated		
		.00000	74-2786364				WellMed Medical Management, Inc.	.TX.	NIA	Collaborative Care Holdings, LLC	Ownership	85.000	UnitedHealth Group Incorporated		
		.00000	35-2314192				WellMed Network of Florida, Inc.	.TX.	NIA	WellMed Networks, Inc.	Ownership	100.000	UnitedHealth Group Incorporated		.1
		.00000	41-2250215				WellMed Networks - DFW, Inc.	.TX.	NIA	WellMed Networks, Inc.	Ownership	100.000	UnitedHealth Group Incorporated		.1
		.00000	74-2889447				WellMed Networks, Inc.	.TX.	NIA	Physician(s) Owned	Influence	0.000	UnitedHealth Group Incorporated		.1
		.00000	92-0183013				WellMed of Las Cruces, Inc.	.TX.	NIA	WellMed Networks, Inc.	Ownership	100.000	UnitedHealth Group Incorporated		.1
		.00000	84-2193803				WellMed Tampa/Orlando Medicare ACO, LLC	.TX.	NIA	WellMed Network of Florida, Inc.	Ownership	100.000	UnitedHealth Group Incorporated		.1
		.00000	84-2219968				WellMed Texas Medicare ACO, LLC	.TX.	NIA	WellMed Networks, Inc.	Ownership	100.000	UnitedHealth Group Incorporated		.1
		.00000	27-2809113				West Coast Endoscopy Holdings, LLC	.DE.	NIA	SCA Surgery Holdings, LLC	Ownership	100.000	UnitedHealth Group Incorporated		
							Western Connecticut Orthopedic Surgical Center, LLC	.CT.	NIA	SCA-Western Connecticut, LLC	Ownership	60.378	UnitedHealth Group Incorporated		
		.00000	06-1521999				WestHealth JV Holdings, LLC	.DE.	NIA	SCA West Health Holdings, LLC	Ownership	100.000	UnitedHealth Group Incorporated		
		.00000	85-3312235				WESTMED Practice Partners LLC	.DE.	NIA	Collaborative Care Holdings, LLC	Ownership	100.000	UnitedHealth Group Incorporated		
		.00000	45-0636596				WillowB Labs LLC	.DE.	NIA	OptumRx, Inc.	Ownership	100.000	UnitedHealth Group Incorporated		
		.00000	27-4816583				Wilson Creek Surgical Center, LLC	.TX.	NIA	Surgical Care Affiliates, LLC	Influence	50.000	UnitedHealth Group Incorporated		
		.00000	46-5548304				Winchester Endoscopy, LLC	.IL.	NIA	SCA-Winchester, LLC	Ownership	51.000	UnitedHealth Group Incorporated		
		.00000	62-1525776				Winter Park Surgery Center, L.P.	.TN.	NIA	Winter Park, LLC	Ownership	33.500	UnitedHealth Group Incorporated		.2
		.00000	62-1525776				Winter Park Surgery Center, L.P.	.TN.	NIA	SCA-Winter Park, Inc.	Ownership	1.000	UnitedHealth Group Incorporated		.2
		.00000	62-1587564				Winter Park, LLC	.TN.	NIA	SCA-Winter Park, Inc.	Ownership	51.000	UnitedHealth Group Incorporated		
		.00000	45-2158334				WIND Medical, PLLC	.TX.	NIA	WellMed Networks, Inc.	Ownership	100.000	UnitedHealth Group Incorporated		.1
		.00000	85-3366699				Woodbury Surgery Center, LLC	.MN.	NIA	SCA Woodbury Holdings, LLC	Ownership	100.000	UnitedHealth Group Incorporated		
		.00000	45-4281054				XAS Infusion Suites, Inc.	.TX.	NIA	Diplomat Pharmacy, Inc.	Ownership	100.000	UnitedHealth Group Incorporated		
		.00000	52-2102846				XLHealth Corporation	.MD.	NIA	United HealthCare Services, Inc.	Ownership	100.000	UnitedHealth Group Incorporated		
		.00000	98-1107695				XLHealth Corporation India Private Limited	.IND.	NIA	XLHealth Corporation	Ownership	99.998	UnitedHealth Group Incorporated		
		.00000	98-1107695				XLHealth Corporation India Private Limited	.IND.	NIA	UnitedHealth International, Inc.	Ownership	0.002	UnitedHealth Group Incorporated		
		.00000	46-3537245				XLHome Michigan, P.C.	.MI.	NIA	Physician(s) Owned	Influence	0.000	UnitedHealth Group Incorporated		.1
		.00000	46-5530241				XLHome Northeast, P.C.	.NJ.	NIA	Physician(s) Owned	Influence	0.000	UnitedHealth Group Incorporated		.1
		.00000	46-2931689				XLHome Oklahoma, Inc.	.OK.	NIA	Physician(s) Owned	Influence	0.000	UnitedHealth Group Incorporated		.1
		.00000	27-3543997				XLHome, P.C.	.MD.	NIA	Physician(s) Owned	Influence	0.000	UnitedHealth Group Incorporated		.1

Asterisk	Explanation
1	Represents a physician or physicians' owned entity (with respect to the ultimate controlling entity), where the entity is deemed to be influenced by the ultimate controlling entity.
2	Represents a minority-owned entity (with respect to the controlling entity), where the entity is deemed to be influenced by the ultimate controlling entity.

SCHEDULE Y

PART 2 - SUMMARY OF INSURER'S TRANSACTIONS WITH ANY AFFILIATES

1	2	3	4	5	6	7	8	9	10	11	12	13
NAIC Company Code	ID Number	Names of Insurers and Parent, Subsidiaries or Affiliates	Shareholder Dividends	Capital Contributions	Purchases, Sales or Exchanges of Loans, Securities, Real Estate, Mortgage Loans or Other Investments	Income/ (Disbursements) Incurred in Connection with Guarantees or Undertakings for the Benefit of any Affiliate(s)	Management Agreements and Service Contracts	Income/ (Disbursements) Incurred Under Reinsurance Agreements	*	Any Other Material Activity Not in the Ordinary Course of the Insurer's Business	Totals	Reinsurance Recoverable/ (Payable) on Losses and/or Reserve Credit Taken/(Liability)
	45-2402948	4C Medical Group, PLC	.0	.0	.0	.0	1,483,268	.0		.0	1,483,268	.0
	22-3149900	A.G. Dikengil, Inc.	.0	.0	.0	.0	374,345	.0		.0	374,345	.0
	47-5519672	AbleTo Behavioral Health Services, P.C.	.0	.0	.0	.0	11,734,918	.0		.0	11,734,918	.0
	41-1913523	ACN Group IPA of New York, Inc.	.0	.0	.0	.0	893,312	.0		.0	893,312	.0
	27-0015861	ACN Group of California, Inc.	(5,000,000)	.0	.0	.0	11,647,778	.0		.0	6,647,778	.0
	20-1310827	Advanced Surgery Center of Clifton, LLC	.0	.0	.0	.0	39,196	.0		.0	39,196	.0
	26-4093335	Advanced Surgical Hospital, LLC	.0	.0	.0	.0	565,279	.0		.0	565,279	.0
	47-5337115	Advocate Condell Ambulatory Surgery Center, LLC	.0	.0	.0	.0	243,692	.0		.0	243,692	.0
	36-4437931	Advocate Southwest Ambulatory Surgery Center, L.L.C.	.0	.0	.0	.0	459,261	.0		.0	459,261	.0
	35-2109566	AHN Central Services, LLC	.0	.0	.0	.0	8,131,407	.0		.0	8,131,407	.0
	93-0982396	Alaska Surgery Center, Limited Partnership	.0	.0	.0	.0	26,611	.0		.0	26,611	.0
82406	35-1665915	All Savers Insurance Company	.0	.0	.0	.0	(162,148,307)	(5)		.0	(162,148,312)	.0
73130	35-1744596	All Savers Life Insurance Company of California	.0	.0	.0	.0	(1,109)	.0		.0	(1,109)	.0
	27-1367127	Alliance Surgical Center, LLC	.0	.0	.0	.0	148,805	.0		.0	148,805	.0
	63-1231942	Aloha Surgical Center, LLC	.0	.0	.0	.0	124,942	.0		.0	124,942	.0
	45-4770582	American Health Network of Indiana Care Organization, LLC	.0	.0	.0	.0	89,646,264	.0		.0	89,646,264	.0
52623	35-2108729	American Health Network of Indiana, LLC	.0	24,000,000	.0	.0	1,932,169	.0		.0	25,932,169	.0
	31-1424957	American Health Network of Ohio, LLC	.0	.0	.0	.0	1,102,817	.0		.0	1,102,817	.0
	54-1743136	AmeriChoice Corporation	68,000,000	.0	.0	.0	.0	.0		.0	68,000,000	.0
95497	22-3368602	AmeriChoice of New Jersey, Inc.	(35,000,000)	.0	.0	.0	(585,163,710)	.0		.0	(620,163,710)	.0
	82-4763728	Anne Arundel-SCA Surgicenter, LLC	.0	.0	.0	.0	437,845	.0		.0	437,845	.0
	33-0845269	AppleCare Medical Group St. Francis, Inc.	.0	.0	.0	.0	4,495,324	.0		.0	4,495,324	.0
	33-0898174	AppleCare Medical Group, Inc.	.0	.0	.0	.0	18,625,601	.0		.0	18,625,601	.0
	75-2285078	Arcadia Outpatient Surgery Center, L.P.	.0	.0	.0	.0	162,884	.0		.0	162,884	.0
	86-0813232	Arizona Physicians IPA, Inc.	(80,000,000)	.0	.0	.0	(1,211,773,377)	.0		.0	(1,291,773,377)	.0
	75-2055800	Arlington Surgery Center, LLC	.0	.0	.0	.0	315,936	.0		.0	315,936	.0
	72-1097827	B.R.A.S.S. Partnership in Commendam	.0	.0	.0	.0	203,487	.0		.0	203,487	.0
	33-0645967	Beaver Medical Group, P.C.	.0	.0	.0	.0	1,256,257	.0		.0	1,256,257	.0
	88-0267857	Behavioral Healthcare Options, Inc.	.0	.0	.0	.0	7,263,839	.0		.0	7,263,839	.0
	22-3858211	Bexar Imaging Center, LLC	.0	.0	.0	.0	24,470	.0		.0	24,470	.0
	63-0984076	Birmingham Outpatient Surgery Center, Ltd.	.0	.0	.0	.0	1,105,053	.0		.0	1,105,053	.0
	47-4758895	Bloomfield ASC, LLC	.0	.0	.0	.0	1,005,603	.0		.0	1,005,603	.0
	62-1530122	Blue Ridge Day Surgery Center, L.P.	.0	.0	.0	.0	929,798	.0		.0	929,798	.0
	65-0241934	Boca Raton Outpatient Surgery & Laser Center, LTD.	.0	.0	.0	.0	948,962	.0		.0	948,962	.0
	20-2387834	Brandon Ambulatory Surgery Center, LC	.0	.0	.0	.0	123,887	.0		.0	123,887	.0
	27-3955254	Capital City Medical Group, L.L.C.	.0	.0	.0	.0	41,880	.0		.0	41,880	.0

SCHEDULE Y

PART 2 - SUMMARY OF INSURER'S TRANSACTIONS WITH ANY AFFILIATES

1	2	3	4	5	6	7	8	9	10	11	12	13
NAIC Company Code	ID Number	Names of Insurers and Parent, Subsidiaries or Affiliates	Shareholder Dividends	Capital Contributions	Purchases, Sales or Exchanges of Loans, Securities, Real Estate, Mortgage Loans or Other Investments	Income/ (Disbursements) Incurred in Connection with Guarantees or Undertakings for the Benefit of any Affiliate(s)	Management Agreements and Service Contracts	Income/ (Disbursements) Incurred Under Reinsurance Agreements	*	Any Other Material Activity Not in the Ordinary Course of the Insurer's Business	Totals	Reinsurance Recoverable/ (Payable) on Losses and/or Reserve Credit Taken/(Liability)
12558	45-4976934	Care Improvement Plus of Texas Insurance Company	(89,500,000)	.0	.0	.0	(393,810,686)	.0		.0	(483,310,686)	.0
12567	20-3888112	Care Improvement Plus South Central Insurance Company	(84,500,000)	.0	.0	.0	(483,164,390)	320		.0	(567,664,070)	.0
14041	27-5038136	Care Improvement Plus Wisconsin Insurance Company	.0	.0	.0	.0	(118,259,484)	.0		.0	(118,259,484)	.0
	13-3544120	CareMount Medical, P.C.	.0	.0	.0	.0	4,488,109	.0		.0	4,488,109	.0
	82-5207935	Castle Rock SurgiCenter, LLC	.0	.0	.0	.0	188,427	.0		.0	188,427	.0
	82-1715584	CCEC Anesthesia Management, LLC	.0	.0	.0	.0	58,695	.0		.0	58,695	.0
	27-2533497	Cedar Park Surgery Center, LLC	.0	.0	.0	.0	161,157	.0		.0	161,157	.0
	33-0483510	Centers for Family Medicine, GP	.0	.0	.0	.0	613,734	.0		.0	613,734	.0
42765	42-1194107	Centurion Casualty Company	.0	2,500,000	.0	.0	(202,453)	.0		.0	2,297,547	.0
	58-1709761	Charleston Surgery Center Limited Partnership	.0	.0	.0	.0	420,886	.0		.0	420,886	.0
	56-1449531	Charlotte Surgery Center, LLC	.0	.0	.0	.0	1,788,937	.0		.0	1,788,937	.0
	82-4075002	Chatham Orthopaedic ASC, LLC	.0	.0	.0	.0	369,458	.0		.0	369,458	.0
	26-2389638	Childrens Surgery Center LLC	.0	.0	.0	.0	427,042	.0		.0	427,042	.0
	62-1510209	Citrus Regional Surgery Center, L.P.	.0	.0	.0	.0	384,435	.0		.0	384,435	.0
	20-3742012	Cleburne Surgical Center, LLC	.0	.0	.0	.0	427,316	.0		.0	427,316	.0
	20-2236024	Clinton Partners, LLC	.0	.0	.0	.0	158,914	.0		.0	158,914	.0
	27-2337487	Collaborative Care Services, Inc.	.0	.0	.0	.0	6,456,141	.0		.0	6,456,141	.0
	83-1529015	Colonial Outpatient Surgery Center, LLC	.0	.0	.0	.0	826,515	.0		.0	826,515	.0
	06-1592173	Connecticut Surgery Center, Limited Partnership	.0	.0	.0	.0	565,607	.0		.0	565,607	.0
	83-2599969	Cornell Surgicenter, LLC	.0	.0	.0	.0	50,489	.0		.0	50,489	.0
	20-2595593	Corpus Christi Endoscopy Center, L.L.P.	.0	.0	.0	.0	110,615	.0		.0	110,615	.0
	63-1263704	Danbury Surgical Center, L.P.	.0	.0	.0	.0	737,035	.0		.0	737,035	.0
	11-2811353	Day-OP Center Of Long Island Inc.	.0	.0	.0	.0	375,029	.0		.0	375,029	.0
	52-1811176	DBP Services of New York IPA, Inc.	.0	.0	.0	.0	1,221,201	.0		.0	1,221,201	.0
	52-1452809	Dental Benefit Providers of California, Inc.	(5,500,000)	.0	.0	.0	(12,886,401)	.0		.0	(18,386,401)	.0
52053	36-4008355	Dental Benefit Providers of Illinois, Inc.	.0	.0	.0	.0	301	.0		.0	301	.0
	41-2014834	Dental Benefit Providers, Inc.	6,700,000	.0	.0	.0	172,808,976	.0		.0	179,508,976	.0
	47-0926556	Denton Surgery Center, LLC	.0	.0	.0	.0	450,559	.0		.0	450,559	.0
	33-0292435	Digestive Disease Center, L.P.	.0	.0	.0	.0	192,093	.0		.0	192,093	.0
	47-2415159	divvyMED, LLC	.0	.0	.0	.0	16,393,859	.0		.0	16,393,859	.0
	82-5264853	Dry Creek Surgery Center, LLC	.0	.0	.0	.0	573,685	.0		.0	573,685	.0
	82-5181311	DTC Surgery Center, LLC	.0	.0	.0	.0	713,977	.0		.0	713,977	.0
	27-2103713	Dublin Surgery Center, LLC	.0	.0	.0	.0	221,243	.0		.0	221,243	.0
	59-3625966	DWIC of Tampa Bay, Inc.	.0	.0	.0	.0	2,077,622	.0		.0	2,077,622	.0
	59-3705426	E Street Endoscopy, LLC	.0	.0	.0	.0	205,394	.0		.0	205,394	.0
	95-4660712	Ear Professionals International Corporation	.0	.0	.0	.0	121,147,580	.0		.0	121,147,580	.0

SCHEDULE Y
PART 2 - SUMMARY OF INSURER'S TRANSACTIONS WITH ANY AFFILIATES

1	2	3	4	5	6	7	8	9	10	11	12	13
NAIC Company Code	ID Number	Names of Insurers and Parent, Subsidiaries or Affiliates	Shareholder Dividends	Capital Contributions	Purchases, Sales or Exchanges of Loans, Securities, Real Estate, Mortgage Loans or Other Investments	Income/ (Disbursements) Incurred in Connection with Guarantees or Undertakings for the Benefit of any Affiliate(s)	Management Agreements and Service Contracts	Income/ (Disbursements) Incurred Under Reinsurance Agreements	*	Any Other Material Activity Not in the Ordinary Course of the Insurer's Business	Totals	Reinsurance Recoverable/ (Payable) on Losses and/or Reserve Credit Taken/(Liability)
	02-0593133	East Brunswick Surgery Center, LLC	0	0	0	0	101,513	0		0	101,513	0
	33-0181426	Empire Physicians' Medical Group, Inc.	0	0	0	0	31,181,178	0		0	31,181,178	0
89087	75-1617708	Enterprise Life Insurance Company	(7,500,000)	0	0	0	(5,399,623)	23,273,455		0	10,373,832	(43,612,322)
	27-2767291	EPIC Health Plan	0	0	0	0	40,907,232	0		0	40,907,232	0
	27-0083277	Equian, LLC	0	0	0	0	33,960,837	0		0	33,960,837	0
	20-0087132	Excelsior Insurance Brokerage, Inc.	0	0	0	0	31,067	0		0	31,067	0
	30-0701899	Executive Surgery Center, L.L.C.	0	0	0	0	321,399	0		0	321,399	0
	88-0223385	Family Health Care Services	0	0	0	0	8,103,602	0		0	8,103,602	0
	88-0257036	Family Home Hospice, Inc.	0	0	0	0	868,841	0		0	868,841	0
	47-2066485	First Hill Surgery Center, LLC	0	0	0	0	599,997	0		0	599,997	0
	62-1551098	Florence Surgery Center, L.P.	0	0	0	0	154,067	0		0	154,067	0
	77-0368346	Fort Worth Endoscopy Centers, LLC	0	0	0	0	772,328	0		0	772,328	0
	20-3412606	Franklin Surgical Center LLC	0	0	0	0	282,324	0		0	282,324	0
62324	61-1096685	Freedom Life Insurance Company of America	(41,500,000)	0	0	0	(112,539,243)	(22,653,063)		0	(176,692,306)	44,076,855
	82-3453993	Freeway Surgicenter of Houston, LLC	0	0	0	0	54,572	0		0	54,572	0
	52-2230470	FrontierMEDEX, Inc.	0	0	0	0	389,063	0		0	389,063	0
	62-1488653	Gadsden Surgery Center, Ltd.	0	0	0	0	71,290	0		0	71,290	0
	65-1025514	Gladiolus Surgery Center, L.L.C.	0	0	0	0	376,779	0		0	376,779	0
	47-3495605	GLBESC, LLC	0	0	0	0	689,426	0		0	689,426	0
	33-0595220	Glenwood Surgical Center, L.P.	0	0	0	0	174,400	0		0	174,400	0
	37-0855360	Golden Rule Financial Corporation	196,500,000	0	0	0	0	0		0	196,500,000	0
62286	37-6028756	Golden Rule Insurance Company	(156,500,000)	0	0	0	(388,253,230)	0		0	(544,753,230)	0
	33-0529450	Golden Triangle Surgicenter, L.P.	0	0	0	0	63,429	0		0	63,429	0
	52-1597483	Grandview Surgery Center, LTD.	0	0	0	0	117,254	0		0	117,254	0
	93-1237063	Grants Pass Surgery Center, LLC	0	0	0	0	34,464	0		0	34,464	0
	27-2337725	Greater Phoenix Collaborative Care, P.C.	0	0	0	0	2,013,450	0		0	2,013,450	0
	36-4053840	Greensboro Specialty Surgery Center, LLC	0	0	0	0	1,292,876	0		0	1,292,876	0
	74-2411643	Greenville Surgery Center, LLC	0	0	0	0	347,646	0		0	347,646	0
	33-0749339	Grossmont Surgery Center, L.P.	0	0	0	0	60,848	0		0	60,848	0
	01-0619096	Grove Place Surgery Center, L.L.C.	0	0	0	0	412,444	0		0	412,444	0
	98-0213198	H&W Indemnity (SPC), Ltd.	0	0	0	0	(7,560)	665,800		0	658,240	19,980,561
79480	35-1279304	Harken Health Insurance Company	0	55,000,000	0	0	(160,469,940)	0		0	(105,469,940)	0
	58-2065044	Hawthorn Place Outpatient Surgery Center, L.P.	0	0	0	0	712,648	0		0	712,648	0
	27-4579547	Hays Surgery Center, LLC	0	0	0	0	91,112	0		0	91,112	0
96342	88-0201035	Health Plan of Nevada, Inc.	(100,000,000)	0	0	0	(674,101,526)	112,270		0	(773,989,256)	113,743
	95-4526112	HealthCare Partners Affiliates Medical Group	0	0	0	0	2,234,794	0		0	2,234,794	0
	26-4247365	HealthCare Partners ASC-HB, LLC	0	0	0	0	54,813	0		0	54,813	0
	95-4628842	HealthCare Partners ASC-LB, LLC	0	0	0	0	21,299	0		0	21,299	0
	20-3349887	HealthEast Surgery Center-Maplewood, LLC	0	0	0	0	79,265	0		0	79,265	0
	47-2570595	HealthMarkets Group, Inc.	22,500,000	0	0	0	0	0		0	22,500,000	0
	27-0277771	HealthMarkets Insurance Agency, Inc.	0	0	0	0	67,380,664	0		0	67,380,664	0

SCHEDULE Y
PART 2 - SUMMARY OF INSURER'S TRANSACTIONS WITH ANY AFFILIATES

1	2	3	4	5	6	7	8	9	10	11	12	13
NAIC Company Code	ID Number	Names of Insurers and Parent, Subsidiaries or Affiliates	Shareholder Dividends	Capital Contributions	Purchases, Sales or Exchanges of Loans, Securities, Real Estate, Mortgage Loans or Other Investments	Income/ (Disbursements) Incurred in Connection with Guarantees or Undertakings for the Benefit of any Affiliate(s)	Management Agreements and Service Contracts	Income/ (Disbursements) Incurred Under Reinsurance Agreements	*	Any Other Material Activity Not in the Ordinary Course of the Insurer's Business	Totals	Reinsurance Recoverable/ (Payable) on Losses and/or Reserve Credit Taken/(Liability)
	46-1131431	HealthMarkets Services, Inc.	0	0	0	0	(46,257)	0		0	(46,257)	0
		HealthMarkets, LLC	15,000,000	0	0	0	0	0		0	15,000,000	0
	11-2714365	Healthplex, Inc.	0	0	0	0	1,346,777	0		0	1,346,777	0
11172	11-3469326	Healthplex Insurance Company	0	0	0	0	(659,396)	0		0	(659,396)	0
12830	20-5343824	Healthplex of NJ, Inc.	0	0	0	0	0	0		0	0	0
	84-1472832	Highlands Ranch Healthcare, LLC	0	0	0	0	56,525	0		0	56,525	0
	74-2758644	Homecare Dimensions, Inc.	0	0	0	0	168,685	0		0	168,685	0
	33-0018673	Inland Surgery Center, L.P.	0	0	0	0	231,998	0		0	231,998	0
	47-5640889	INOV8 Surgical at Memorial City, LLC	0	0	0	0	281,406	0		0	281,406	0
11173	22-2321226	International Healthcare Services, Inc.	0	0	0	0	(687,381)	0		0	(687,381)	0
	74-2544709	Joliet Surgery Center Limited Partnership										
			0	0	0	0	419,305	0		0	419,305	0
	61-1028180	Lexington Surgery Center, Ltd.	0	0	0	0	542,269	0		0	542,269	0
	36-3468942	LGH-A/Golf ASTC, L.L.C.	0	0	0	0	264,182	0		0	264,182	0
	45-3143218	Lifeprint East, Inc.	0	0	0	0	207,470,055	0		0	207,470,055	0
	27-2309024	LifePrint Health, Inc.	0	0	0	0	4,460,810,920	0		0	4,460,810,920	0
	62-1179566	Louisville S.C., Ltd.	0	0	0	0	220,109	0		0	220,109	0
	36-4119522	Loyola Ambulatory Surgery Center at Oakbrook, L.P.	0	0	0	0	34,217	0		0	34,217	0
	02-0749532	Lutheran Campus ASC, LLC	0	0	0	0	808,309	0		0	808,309	0
60321	52-1803283	MAMSI Life and Health Insurance Company	(10,000,000)	0	0	0	(38,965,479)	(5,120)		0	(48,970,599)	150
52014	65-0303864	Managed Care of North America, Inc.	(24,000,000)	0	0	0	21,896,352	0		0	(2,103,648)	0
	95-4874334	March Vision Care Group, Incorporated	0	0	0	0	13,162,057	0		0	13,162,057	0
	27-3115058	March Vision Care IPA, Inc.	0	0	0	0	223,320	0		0	223,320	0
	94-3377073	Marin Health Ventures, LLC	0	0	0	0	593,937	0		0	593,937	0
	20-0815305	Massachusetts Avenue Surgery Center, LLC	0	0	0	0	829,404	0		0	829,404	0
	62-1600267	McKenzie Surgery Center, L.P.	0	0	0	0	320,186	0		0	320,186	0
	45-2542951	MCNA Health Care Holdings, LLC	74,000,000	0	0	0	18,146,272	0		0	92,146,272	0
14063	52-2459969	MCNA Insurance Company	(50,000,000)	0	0	0	(79,045,257)	0		0	(129,045,257)	0
	45-3641822	MCNA Systems Corp.	0	0	0	0	39,002,633	0		0	39,002,633	0
96310	52-1169135	MD-Individual Practice Association, Inc.	(20,000,000)	0	0	0	(74,065,721)	(273,839)		0	(94,339,560)	0
	81-0936574	ME Urgent Care Nebraska, Inc.	0	0	0	0	615,270	0		0	615,270	0
	45-5388778	MedExpress Urgent Care – New Jersey, P.C.										
			0	0	0	0	1,390,313	0		0	1,390,313	0
	83-2089623	MedExpress Urgent Care – Northern New Jersey PC	0	0	0	0	1,722,898	0		0	1,722,898	0
	46-4348120	MedExpress Urgent Care Arkansas, P.A.	0	0	0	0	980,308	0		0	980,308	0
	81-1956812	MedExpress Urgent Care Connecticut, P.C.	0	0	0	0	76,351	0		0	76,351	0
	47-4308614	MedExpress Urgent Care Illinois, P.C.	0	0	0	0	473,710	0		0	473,710	0
	47-1919283	MedExpress Urgent Care Kansas, P.A.	0	0	0	0	492,022	0		0	492,022	0
	81-1125396	MedExpress Urgent Care Minnesota P.C.	0	0	0	0	109,092	0		0	109,092	0
	20-2545363	MedExpress Urgent Care of Boynton Beach, LLC	0	0	0	0	708,123	0		0	708,123	0
	47-5147441	MedExpress Urgent Care Texas, P.A.	0	0	0	0	499,287	0		0	499,287	0

SCHEDULE Y

PART 2 - SUMMARY OF INSURER'S TRANSACTIONS WITH ANY AFFILIATES

1	2	3	4	5	6	7	8	9	10	11	12	13
NAIC Company Code	ID Number	Names of Insurers and Parent, Subsidiaries or Affiliates	Shareholder Dividends	Capital Contributions	Purchases, Sales or Exchanges of Loans, Securities, Real Estate, Mortgage Loans or Other Investments	Income/ (Disbursements) Incurred in Connection with Guarantees or Undertakings for the Benefit of any Affiliate(s)	Management Agreements and Service Contracts	Income/ (Disbursements) Incurred Under Reinsurance Agreements	*	Any Other Material Activity Not in the Ordinary Course of the Insurer's Business	Totals	Reinsurance Recoverable/ (Payable) on Losses and/or Reserve Credit Taken/(Liability)
	26-4546400	MedExpress Urgent Care, Inc. – West Virginia	0	0	0	0	794,995	0		0	794,995	0
	90-0929572	MedExpress Urgent Care, P.C. – Indiana	0	0	0	0	263,228	0		0	263,228	0
	45-3461101	MedExpress Urgent Care, P.C. – Maryland	0	0	0	0	493,180	0		0	493,180	0
	47-1857908	MedExpress Urgent Care, P.C. – Massachusetts	0	0	0	0	217,591	0		0	217,591	0
	46-4793937	MedExpress Urgent Care, P.C. – Michigan	0	0	0	0	522,509	0		0	522,509	0
	47-1824365	MedExpress Urgent Care, P.C. – Oklahoma	0	0	0	0	102,030	0		0	102,030	0
	26-3750502	MedExpress Urgent Care, P.C. – Pennsylvania	0	0	0	0	3,720,053	0		0	3,720,053	0
	45-3123110	MedExpress Urgent Care, P.C. – Virginia	0	0	0	0	1,632,583	0		0	1,632,583	0
	45-5436856	MedExpress, Inc. – Delaware	0	0	0	0	117,442	0		0	117,442	0
12756	20-3391186	Medica Health Plans of Florida, Inc.	0	0	0	0	50,534	0		0	50,534	0
12155	01-0788576	Medica HealthCare Plans, Inc.	(7,400,000)	0	0	0	(133,280,048)	0		0	(140,680,048)	0
	75-2566987	Medical Clinic of North Texas PLLC	0	0	0	0	3,625,752	0		0	3,625,752	0
	32-0037402	Medical Transportation Services, LLC	0	0	0	0	253,719	0		0	253,719	0
	58-2101921	Melbourne Surgery Center, LLC	0	0	0	0	264,001	0		0	264,001	0
	37-1782795	Memorial Houston Surgery Center, LLC	0	0	0	0	416,770	0		0	416,770	0
	26-1394069	MemorialCare Surgical Center at Orange Coast, LLC	0	0	0	0	1,281,977	0		0	1,281,977	0
	20-3678259	MemorialCare Surgical Center at Saddleback, LLC	0	0	0	0	1,343,680	0		0	1,343,680	0
	36-4600281	Miami Surgery Center, LLC	0	0	0	0	809,294	0		0	809,294	0
	20-3345412	Midlands Orthopaedics Surgery Center, LLC	0	0	0	0	809,698	0		0	809,698	0
	20-8103522	Midwest Center for Day Surgery, LLC	0	0	0	0	212,000	0		0	212,000	0
66087	62-0724538	Mid-West National Life Insurance Company of Tennessee	(15,000,000)	0	0	0	(909,237)	(267,349)		0	(16,176,586)	1,894,568
	83-0543458	Mile High SurgiCenter, LLC	0	0	0	0	851,042	0		0	851,042	0
	30-0445773	Mobile Medical Services, P.C.	0	0	0	0	1,493,023	0		0	1,493,023	0
	63-0883553	Mobile-SC, LTD.	0	0	0	0	500,650	0		0	500,650	0
	22-3935634	Monarch Health Plan, Inc.	0	0	0	0	95,755,893	(16,952)		0	95,738,941	0
	33-0587660	Monarch HealthCare, A Medical Group, Inc.	0	0	0	0	94,902,467	0		0	94,902,467	0
	52-1401868	Montgomery Surgery Center Limited Partnership	0	0	0	0	216,640	0		0	216,640	0
	26-3513595	Morris County Surgical Center, LLC	0	0	0	0	215,771	0		0	215,771	0
	35-2566612	Mountain View Medical Group, LLC	0	0	0	0	736,093	0		0	736,093	0
	62-1506649	Mt. Pleasant Surgery Center, L.P.	0	0	0	0	24,969	0		0	24,969	0
98205	73-1187572	National Foundation Life Insurance Company	(13,500,000)	0	0	0	(18,651,280)	(620,392)		0	(32,771,672)	(464,533)
	47-2336925	National MedTrans, LLC	0	0	0	0	5,629,840	0		0	5,629,840	0
95251	76-0196559	National Pacific Dental, Inc.	(1,200,000)	0	0	0	(775,621)	0		0	(1,975,621)	0
95123	65-0996107	Neighborhood Health Partnership, Inc.	(37,000,000)	0	0	0	(215,012,718)	0		0	(252,012,718)	0

SCHEDULE Y

PART 2 - SUMMARY OF INSURER'S TRANSACTIONS WITH ANY AFFILIATES

1	2	3	4	5	6	7	8	9	10	11	12	13
NAIC Company Code	ID Number	Names of Insurers and Parent, Subsidiaries or Affiliates	Shareholder Dividends	Capital Contributions	Purchases, Sales or Exchanges of Loans, Securities, Real Estate, Mortgage Loans or Other Investments	Income/ (Disbursements) Incurred in Connection with Guarantees or Undertakings for the Benefit of any Affiliate(s)	Management Agreements and Service Contracts	Income/ (Disbursements) Incurred Under Reinsurance Agreements	*	Any Other Material Activity Not in the Ordinary Course of the Insurer's Business	Totals	Reinsurance Recoverable/ (Payable) on Losses and/or Reserve Credit Taken/(Liability)
95758	88-0228572	Nevada Pacific Dental	0	0	0	0	(311,189)	0		0	(311,189)	0
	72-1267232	New Orleans Regional Physician Hospital Organization, L.L.C.	0	0	0	0	1,140,678,157	0		0	1,140,678,157	0
	84-1250135	New West Physicians, Inc.	0	0	0	0	88,424,964	0		0	88,424,964	0
	27-2248103	North Dallas Surgical Center, LLC	0	0	0	0	373,769	0		0	373,769	0
	63-1240726	Northern Rockies Surgery Center, L.P.	0	0	0	0	39,341	0		0	39,341	0
	45-5055997	Northwest Spine and Laser Surgery Center, LLC	0	0	0	0	318,884	0		0	318,884	0
	75-2494046	Northwest Surgicare, Ltd., an Illinois Limited Partnership	0	0	0	0	198,852	0		0	198,852	0
	61-1855159	NPN IPA Washington, PLLC	0	0	0	0	63,287,074	0		0	63,287,074	0
	26-1914835	Ophthalmology Surgery Center of Dallas, LLC	0	0	0	0	1,536,468	0		0	1,536,468	0
96940	52-1518174	Optimum Choice, Inc.	(10,000,000)	0	0	0	(68,291,866)	(284,873)		0	(78,576,739)	0
	46-2385459	Optum Health Plan of California	(145,000,000)	0	0	0	729,188,419	0		0	584,188,419	0
69647	31-0628424	Optum Insurance of Ohio, Inc.	(31,000,000)	0	0	0	(10,433,524)	0		0	(41,433,524)	0
	45-3866363	Optum Medical Services, P.C.	0	0	0	0	187,102	0		0	187,102	0
11068	30-0029448	Optum Networks of New Jersey, Inc.	0	0	0	0	107,078,851	0		0	107,078,851	0
	58-2205984	Optum Women's and Children's Health, LLC	0	0	0	0	3,649,022	0		0	3,649,022	0
	30-0580620	Optum, Inc.	0	(39,000,000)	0	0	0	0		0	(39,000,000)	0
	47-1422097	OptumCare Clinical Trials, LLC	0	0	0	0	210,730	0		0	210,730	0
	35-2597463	OptumCare Colorado ASC, LLC	0	0	0	0	31,073	0		0	31,073	0
	47-2218380	OptumCare Colorado Springs, LLC	0	0	0	0	10,611,381	0		0	10,611,381	0
	26-1508741	OptumCare Endoscopy Center New Mexico, LLC	0	0	0	0	132,860	0		0	132,860	0
	87-0408859	OptumCare Florida, LLC	0	0	0	0	407,883	0		0	407,883	0
	56-2592163	OptumCare Holdings, LLC	145,000,000	0	0	0	0	0		0	145,000,000	0
	20-4043287	OptumCare New Mexico, LLC	0	0	0	0	5,225,707	0		0	5,225,707	0
	13-4138668	OptumCare New York IPA, Inc.	0	0	0	0	61,006,197	0		0	61,006,197	0
	45-3462809	OptumCare South Florida, LLC	0	0	0	0	35,772	0		0	35,772	0
	41-1591944	OptumHealth Care Solutions, LLC	5,000,000	0	0	0	186,134,526	0		0	191,134,526	0
	47-1192395	OptumHealth Holdings, LLC	20,000,000	0	0	0	0	0		0	20,000,000	0
	41-1858498	OptumInsight, Inc.	0	0	0	0	308,439,716	0		0	308,439,716	0
	88-0361447	OptumRx PBM of Maryland, LLC	31,000,000	0	0	0	0	0		0	31,000,000	0
	33-0441200	OptumRx, Inc.	0	0	0	0	19,490,476,537	0		0	19,490,476,537	0
	22-3883387	Oregon Outpatient Surgery Center, LLC	0	0	0	0	273,913	0		0	273,913	0
	59-3125869	Orlando Center for Outpatient Surgery, L.P.	0	0	0	0	319,943	0		0	319,943	0
	13-3818652	OrthoNet LLC	0	0	0	0	16,188,823	0		0	16,188,823	0
	81-2594417	Orthopedic Surgery Center of Palm Beach County, LLC	0	0	0	0	614,189	0		0	614,189	0
78026	22-2797560	Oxford Health Insurance, Inc.	(75,000,000)	0	0	0	(2,270,685,903)	(42,853)		0	(2,345,728,756)	4,465
96798	06-1181201	Oxford Health Plans (CT), Inc.	(35,000,000)	0	0	0	(524,106,680)	(1,754,247)		0	(560,860,927)	48
95506	22-2745725	Oxford Health Plans (NJ), Inc.	(45,000,000)	0	0	0	(501,063,395)	1,552		0	(546,061,843)	62

SCHEDULE Y
PART 2 - SUMMARY OF INSURER'S TRANSACTIONS WITH ANY AFFILIATES

1	2	3	4	5	6	7	8	9	10	11	12	13
NAIC Company Code	ID Number	Names of Insurers and Parent, Subsidiaries or Affiliates	Shareholder Dividends	Capital Contributions	Purchases, Sales or Exchanges of Loans, Securities, Real Estate, Mortgage Loans or Other Investments	Income/ (Disbursements) Incurred in Connection with Guarantees or Undertakings for the Benefit of any Affiliate(s)	Management Agreements and Service Contracts	Income/ (Disbursements) Incurred Under Reinsurance Agreements	*	Any Other Material Activity Not in the Ordinary Course of the Insurer's Business	Totals	Reinsurance Recoverable/ (Payable) on Losses and/or Reserve Credit Taken/(Liability)
95479	06-1181200	Oxford Health Plans (NY), Inc.	(75,000,000)	0	0	0	(112,728,431)	0		0	(187,728,431)	0
	52-2443751	Oxford Health Plans LLC	155,000,000	0	0	0	0	0		0	155,000,000	0
70785	35-1137395	PacifiCare Life and Health Insurance Company	0	0	0	0	(1,385,076)	162		0	(1,384,914)	12,588
84506	95-2829463	PacifiCare Life Assurance Company	(1,000,000)	10,000,000	0	0	(15,614,436)	0		0	(6,614,436)	0
95617	94-3267522	PacifiCare of Arizona, Inc.	(4,000,000)	0	0	0	(187,821)	88		0	(4,187,733)	0
95434	84-1011378	PacifiCare of Colorado, Inc.	(192,000,000)	0	0	0	(2,319,245,204)	(5,833,546)		0	(2,517,078,750)	0
95685	86-0875231	PacifiCare of Nevada, Inc.	(1,300,000)	0	0	0	(33,949)	(2)		0	(1,333,951)	0
	48-1255983	Panama City Surgery Center, LLC	0	0	0	0	591,267	0		0	591,267	0
	45-1484375	Park Hill Surgery Center, LLC	0	0	0	0	708,206	0		0	708,206	0
	20-4127100	Parkway Surgery Center, LLC	0	0	0	0	82,901	0		0	82,901	0
13607	20-5662149	Peoples Health, Inc.	0	0	0	0	(1,150,197,676)	0		0	(1,150,197,676)	0
	20-5608977	Perham Physical Therapy, LTD	0	0	0	0	30,026	0		0	30,026	0
	58-1978405	Perimeter Center for Outpatient Surgery, L.P.	0	0	0	0	178,190	0		0	178,190	0
	91-1822767	Physicians Care Network, L.L.C.	0	0	0	0	76,066,635	0		0	76,066,635	0
	59-3438026	Physicians Day Surgery Center, LLC	0	0	0	0	253,621	0		0	253,621	0
11494	04-3677255	Physicians Health Choice of Texas, LLC	0	0	0	0	(1,422,305,562)	9,777		0	(1,422,295,785)	0
	20-5170962	Physicians' Surgery Center of Downey, LLC	0	0	0	0	354,540	0		0	354,540	0
	33-0752699	Pomerado Outpatient Surgical Center, L.P.	0	0	0	0	109,239	0		0	109,239	0
	65-0683927	Preferred Care Partners Holding, Corp.	82,500,000	0	0	0	0	0		0	82,500,000	0
11176	65-0885893	Preferred Care Partners, Inc.	(82,500,000)	0	0	0	(1,110,824,421)	0		0	(1,193,324,421)	0
	72-1378216	Premier Surgery Center of Louisville, L.P.	0	0	0	0	162,615	0		0	162,615	0
	33-0527335	Primary Care Associated Medical Group, Inc.	0	0	0	0	17,050,732	0		0	17,050,732	0
	33-0607478	PrimeCare Medical Network, Inc.	0	0	0	0	314,089,502	0		0	314,089,502	0
	11-3447394	ProHEALTH Ambulatory Surgery Center, Inc.	0	0	0	0	738,675	0		0	738,675	0
	11-3355604	ProHEALTH Care Associates, L.L.P.	0	0	0	0	41,972,015	0		0	41,972,015	0
	06-1469068	ProHealth Physicians, P.C.	0	0	0	0	9,427,405	0		0	9,427,405	0
	46-1883579	ProHEALTH Urgent Care Medicine, PLLC	0	0	0	0	10,148,930	0		0	10,148,930	0
	82-2400620	Prospero Health Partners New York, P.C.	0	0	0	0	223,008	0		0	223,008	0
	84-4569314	Prospero Health Partners North Carolina, P.C.	0	0	0	0	49,700	0		0	49,700	0
	84-3234753	Prospero Health Partners, P.C.	0	0	0	0	22,680,128	0		0	22,680,128	0
	84-3844362	Prospero Medical Services New Jersey, P.C.	0	0	0	0	79,992	0		0	79,992	0
	80-0947972	Real Appeal, Inc.	0	0	0	0	12,195,240	0		0	12,195,240	0
	56-2627067	Redlands Family Practice Medical Group, Inc.	0	0	0	0	68,938	0		0	68,938	0

SCHEDULE Y

PART 2 - SUMMARY OF INSURER'S TRANSACTIONS WITH ANY AFFILIATES

1	2	3	4	5	6	7	8	9	10	11	12	13
NAIC Company Code	ID Number	Names of Insurers and Parent, Subsidiaries or Affiliates	Shareholder Dividends	Capital Contributions	Purchases, Sales or Exchanges of Loans, Securities, Real Estate, Mortgage Loans or Other Investments	Income/ (Disbursements) Incurred in Connection with Guarantees or Undertakings for the Benefit of any Affiliate(s)	Management Agreements and Service Contracts	Income/ (Disbursements) Incurred Under Reinsurance Agreements	*	Any Other Material Activity Not in the Ordinary Course of the Insurer's Business	Totals	Reinsurance Recoverable/ (Payable) on Losses and/or Reserve Credit Taken/(Liability)
	20-5251393	Reliant Medical Group The Endoscopy Center, LLC	0	0	0	0	60,110	0		0	60,110	0
	04-2472266	Reliant Medical Group, Inc.	0	0	0	0	3,160,813	0		0	3,160,813	0
	46-0558032	Research Surgical Center LLC	0	0	0	0	357,820	0		0	357,820	0
	46-0758315	River Valley ASC, LLC	0	0	0	0	383,562	0		0	383,562	0
	33-0055097	Riverside Community Healthplan Medical Group, Inc.	0	0	0	0	4,508,456	0		0	4,508,456	0
	22-3624559	Riverside Pediatric Group, P.C.	0	0	0	0	16,029,339	0		0	16,029,339	0
	83-2735771	Riverside Surgical Center of Meadowlands, LLC	0	0	0	0	124,401	0		0	124,401	0
	83-2722082	Riverside Surgical Center of Newark, LLC	0	0	0	0	30,612	0		0	30,612	0
	86-0857176	Robert B. McBeath, M.D. II, P.C.	0	0	0	0	5,883,365	0		0	5,883,365	0
	88-0310956	Robert B. McBeath, M.D., Professional Corporation	0	0	0	0	35,887,115	0		0	35,887,115	0
	04-3713185	Rockville Eye Surgery Center, LLC	0	0	0	0	250,107	0		0	250,107	0
95482	84-0614905	Rocky Mountain Health Maintenance Organization, Incorporated	(8,000,000)	0	0	0	(138,255,081)	(458,106)		0	(146,713,187)	0
	74-2462470	Salem Surgery Center, LLC	0	0	0	0	144,451	0		0	144,451	0
	77-0322251	San Diego Endoscopy Center	0	0	0	0	84,210	0		0	84,210	0
	27-3787593	Sand Lake SurgiCenter, LLC	0	0	0	0	405,786	0		0	405,786	0
71420	94-0734860	Sierra Health and Life Insurance Company, Inc.	(1,500,000,000)	0	0	0	(3,631,313,117)	(107,076)		(159,000,000)	(5,290,420,193)	(113,743)
	88-0200415	Sierra Health Services, Inc.	1,600,000,000	0	0	0	0	0		0	1,600,000,000	0
	88-0385705	Sierra Home Medical Products, Inc.	0	0	0	0	40,206,454	0		0	40,206,454	0
	20-8433398	Somerset Outpatient Surgery, L.L.C.	0	0	0	0	429,308	0		0	429,308	0
	75-2723958	South Arlington Surgical Providers, LLC	0	0	0	0	122,681	0		0	122,681	0
	88-0201420	Southwest Medical Associates, Inc.	0	0	0	0	197,803,215	0		0	197,803,215	0
	36-4369359	Southwest Surgery Center, LLC	0	0	0	0	587,236	0		0	587,236	0
	75-2516426	Space Coast Surgical Center, Ltd.	0	0	0	0	176,304	0		0	176,304	0
	57-0953005	Spartanburg Surgery Center, LLC	0	0	0	0	667,234	0		0	667,234	0
	41-1921983	Specialty Benefits, LLC	0	(2,500,000)	0	0	0	0		0	(2,500,000)	0
	20-3412545	Specialty Surgical Center, LLC	0	0	0	0	320,010	0		0	320,010	0
	71-0886811	Spectera of New York, IPA, Inc.	0	0	0	0	20,714	0		0	20,714	0
	52-1260282	Spectera, Inc.	0	0	0	0	55,768,443	0		0	55,768,443	0
	75-2201400	St. Cloud Outpatient Surgery, Ltd., a Minnesota Limited Partnership	0	0	0	0	183,679	0		0	183,679	0
	61-1748081	St. Louis Cardiovascular Institute, LLC	0	0	0	0	329,734	0		0	329,734	0
	61-1754451	St. Louis Specialty Surgical Center, LLC	0	0	0	0	472,427	0		0	472,427	0
	20-1211544	Stonegate Surgery Center, L.P.	0	0	0	0	178,713	0		0	178,713	0
	47-4990107	Summer Street ASC, LLC	0	0	0	0	55,340	0		0	55,340	0
	82-5164277	Surgery Center at Cherry Creek, LLC	0	0	0	0	950,901	0		0	950,901	0
	82-5207693	Surgery Center at Kissing Camels, LLC	0	0	0	0	193,332	0		0	193,332	0
	81-3129674	Surgery Center at St. Vincent, LLC	0	0	0	0	238,483	0		0	238,483	0
	20-1733152	Surgery Center of Fairfield County, LLC	0	0	0	0	502,269	0		0	502,269	0

SCHEDULE Y

PART 2 - SUMMARY OF INSURER'S TRANSACTIONS WITH ANY AFFILIATES

1	2	3	4	5	6	7	8	9	10	11	12	13
NAIC Company Code	ID Number	Names of Insurers and Parent, Subsidiaries or Affiliates	Shareholder Dividends	Capital Contributions	Purchases, Sales or Exchanges of Loans, Securities, Real Estate, Mortgage Loans or Other Investments	Income/ (Disbursements) Incurred in Connection with Guarantees or Undertakings for the Benefit of any Affiliate(s)	Management Agreements and Service Contracts	Income/ (Disbursements) Incurred Under Reinsurance Agreements	*	Any Other Material Activity Not in the Ordinary Course of the Insurer's Business	Totals	Reinsurance Recoverable/ (Payable) on Losses and/or Reserve Credit Taken/(Liability)
	83-2600045	Surgery Center of Mt. Scott, LLC	0	0	0	0	214,752	0		0	214,752	0
	11-3701564	Surgery Center of Rockville, L.L.C.	0	0	0	0	23,088	0		0	23,088	0
	82-3448050	Surgery Center of The Woodlands, LLC	0	0	0	0	105,073	0		0	105,073	0
	36-3562598	Surgery Centers of Des Moines, Ltd., an Iowa Limited Partnership	0	0	0	0	634,976	0		0	634,976	0
	75-1925497	Surgical Caregivers of Fort Worth, LLC	0	0	0	0	794,346	0		0	794,346	0
	63-1251243	Surgical Center of Greensboro, LLC	0	0	0	0	2,532,720	0		0	2,532,720	0
	75-2162993	Surgicare of Jackson, Ltd., a Mississippi Limited Partnership	0	0	0	0	200,258	0		0	200,258	0
	75-2507129	Surgicare of La Veta, Ltd., a California Limited Partnership	0	0	0	0	805,243	0		0	805,243	0
	41-1624905	Surgicare of Minneapolis, Ltd., a Minnesota Limited Partnership	0	0	0	0	157,149	0		0	157,149	0
	75-2459715	Surgicare of Mobile, Ltd.	0	0	0	0	844,658	0		0	844,658	0
	35-1975122	Surgicare, LLC	0	0	0	0	156,677	0		0	156,677	0
	82-3717201	SurgiCenter of San Antonio at Westover Hills, LLC	0	0	0	0	62,441	0		0	62,441	0
	42-1446216	TeamMD Physicians, P.C.	0	0	0	0	35,888	0		0	35,888	0
	38-3897811	Texas Health Craig Ranch Surgery Center, LLC	0	0	0	0	446,221	0		0	446,221	0
	80-0866449	Texas Health Flower Mound Orthopedic Surgery Center, LLC	0	0	0	0	589,711	0		0	589,711	0
	81-4977249	Texas Health Orthopedic Surgery Center Alliance, LLC	0	0	0	0	496,655	0		0	496,655	0
	82-2296081	Texas Health Surgery Center Alliance, LLC	0	0	0	0	364,386	0		0	364,386	0
	82-1307876	Texas Health Surgery Center Bedford, LLC	0	0	0	0	287,654	0		0	287,654	0
	83-1085415	Texas Health Surgery Center Irving, LLC	0	0	0	0	147,451	0		0	147,451	0
	20-3991622	Texas Health Surgery Center Preston Plaza, LLC	0	0	0	0	516,981	0		0	516,981	0
	47-4425996	Texas Health Surgery Center Rockwall, LLC	0	0	0	0	716,204	0		0	716,204	0
61832	52-0676509	The Chesapeake Life Insurance Company	(22,500,000)	0	0	0	(107,107,447)	0		0	(129,607,447)	0
	91-0214500	The Everett Clinic, PLLC	0	0	0	0	49,062,310	0		0	49,062,310	0
	20-5562797	The Eye Surgery Center of the Carolinas, L.P.	0	0	0	0	961,748	0		0	961,748	0
	61-1409045	The Outpatient Surgery Center of Hilton Head, LLC	0	0	0	0	492,828	0		0	492,828	0
	91-0369070	The Polyclinic, PLLC	0	0	0	0	5,437,038	0		0	5,437,038	0
	72-1349755	The Surgery Center of Easton, L.P.	0	0	0	0	58,825	0		0	58,825	0
	06-1552689	The Surgical Center of Connecticut, LLC	0	0	0	0	660,168	0		0	660,168	0
	37-1446353	The Surgical Center of the Treasure Coast, L.L.C.	0	0	0	0	92,612	0		0	92,612	0
	26-1579919	Thomas Johnson Surgery Center, LLC	0	0	0	0	282,844	0		0	282,844	0

SCHEDULE Y

PART 2 - SUMMARY OF INSURER'S TRANSACTIONS WITH ANY AFFILIATES

1	2	3	4	5	6	7	8	9	10	11	12	13
NAIC Company Code	ID Number	Names of Insurers and Parent, Subsidiaries or Affiliates	Shareholder Dividends	Capital Contributions	Purchases, Sales or Exchanges of Loans, Securities, Real Estate, Mortgage Loans or Other Investments	Income/ (Disbursements) Incurred in Connection with Guarantees or Undertakings for the Benefit of any Affiliate(s)	Management Agreements and Service Contracts	Income/ (Disbursements) Incurred Under Reinsurance Agreements	*	Any Other Material Activity Not in the Ordinary Course of the Insurer's Business	Totals	Reinsurance Recoverable/ (Payable) on Losses and/or Reserve Credit Taken/(Liability)
	25-1825549	Three Rivers Holdings, Inc.	115,500,000	0	0	0	0	0		0	115,500,000	0
	83-1528858	Trails Edge Surgery Center, LLC	0	0	0	0	420,766	0		0	420,766	0
	33-0592165	Treasure Valley Hospital Limited Partnership	0	0	0	0	4,266,689	0		0	4,266,689	0
	63-0974161	Tuscaloosa Surgical Center, L.P.	0	0	0	0	269,279	0		0	269,279	0
	94-3077084	U.S. Behavioral Health Plan, California	0	25,500,000	0	0	57,072,158	0		0	82,572,158	0
	95-2931460	UHC of California	(350,000,000)	0	0	0	(2,404,555,532)	0		0	(2,754,555,532)	0
	41-1921008	UHC Holdings, Inc.	3,740,000,000	0	0	0	0	0		0	3,740,000,000	0
91529	52-1996029	Unimerica Insurance Company	(20,000,000)	0	0	0	(33,148,583)	1,358,199		0	(51,790,384)	91,195
11596	01-0637149	Unimerica Life Insurance Company of New York	(2,500,000)	0	0	0	(1,198,936)	0		0	(3,698,936)	0
	20-5917714	Unison Health Plan of Delaware, Inc.	(5,000,000)	0	0	0	(345,367)	0		0	(5,345,367)	0
	94-2649097	United Behavioral Health	0	0	0	0	2,544,293,596	0		0	2,544,293,596	0
	41-1868911	United Behavioral Health of New York, I.P.A., Inc.	0	0	0	0	188,043,660	0		0	188,043,660	0
	75-2583080	United Group Reinsurance, Inc.	0	0	0	0	0	267,349		0	267,349	(1,894,568)
	41-1289245	United HealthCare Services, Inc.	798,700,000	(75,500,000)	0	0	13,076,722,782	0		849,000,000	14,648,922,782	0
	41-1321939	UnitedHealth Group Incorporated	0	(25,000,000)	0	0	3,618,674,628	0		0	3,593,674,628	0
95174	33-0115163	UnitedHealthcare Benefits of Texas, Inc.	0	0	0	0	(3,414,777,667)	(4,795,987)		0	(3,419,573,654)	0
	47-3221444	UnitedHealthcare Benefits Plan of California	0	0	0	0	(113,396,387)	0		0	(113,396,387)	0
	46-4348775	UnitedHealthcare Community Plan of California, Inc.	(10,000,000)	0	0	0	(18,245,784)	0		0	(28,245,784)	0
13168	26-2688274	UnitedHealthcare Community Plan of Georgia, Inc.	0	0	0	0	2,109	0		0	2,109	0
12323	56-2451429	UnitedHealthcare Community Plan of Ohio, Inc.	(82,500,000)	0	0	0	(978,486,954)	(7,105,598)		0	(1,068,092,552)	21,902,917
11141	91-2008361	UnitedHealthcare Community Plan of Texas, L.L.C.	0	0	0	0	(1,268,422,486)	(174,708)		0	(1,268,597,194)	0
95467	38-3204052	UnitedHealthcare Community Plan, Inc.	(33,000,000)	0	0	0	(306,324,841)	707,329		0	(338,617,512)	6,529,700
79413	36-2739571	UnitedHealthcare Insurance Company	(3,507,500,000)	0	0	0	(15,629,478,413)	209,817,113		(629,000,000)	(19,556,161,300)	(510,397,854)
84549	38-2044243	UnitedHealthcare Insurance Company of America	0	0	0	0	(258,110,047)	0		0	(258,110,047)	0
60318	36-3800349	UnitedHealthcare Insurance Company of Illinois	(30,000,000)	0	0	0	(340,010,584)	20,607		0	(369,989,977)	729
60093	11-3283886	UnitedHealthcare Insurance Company of New York	(90,000,000)	0	0	0	(765,941,970)	(63,058,810)		0	(919,000,780)	276,201,477
12231	20-1902768	UnitedHealthcare Insurance Company of the River Valley	(69,000,000)	0	0	0	(582,271,642)	(25,776)		0	(651,297,418)	0
	86-0618309	UnitedHealthcare Integrated Services, Inc.	0	0	0	0	(385,267)	0		0	(385,267)	0
97179	86-0207231	UnitedHealthcare Life Insurance Company	(40,000,000)	0	0	0	(111,364,121)	(162)		0	(151,364,283)	(12,588)
95784	63-0899562	UnitedHealthcare of Alabama, Inc.	0	0	0	0	(131,239,407)	(617,504)		0	(131,856,911)	0
96016	86-0507074	UnitedHealthcare of Arizona, Inc.	(1,500,000)	4,000,000	0	0	(26,743,681)	(112,768)		0	(24,356,449)	0

SCHEDULE Y
PART 2 - SUMMARY OF INSURER'S TRANSACTIONS WITH ANY AFFILIATES

1	2	3	4	5	6	7	8	9	10	11	12	13
NAIC Company Code	ID Number	Names of Insurers and Parent, Subsidiaries or Affiliates	Shareholder Dividends	Capital Contributions	Purchases, Sales or Exchanges of Loans, Securities, Real Estate, Mortgage Loans or Other Investments	Income/ (Disbursements) Incurred in Connection with Guarantees or Undertakings for the Benefit of any Affiliate(s)	Management Agreements and Service Contracts	Income/ (Disbursements) Incurred Under Reinsurance Agreements	*	Any Other Material Activity Not in the Ordinary Course of the Insurer's Business	Totals	Reinsurance Recoverable/ (Payable) on Losses and/or Reserve Credit Taken/(Liability)
95446	63-1036819	UnitedHealthcare of Arkansas, Inc.	(4,500,000)	.0	.0	.0	(46,899,463)	(231,238)		.0	(51,630,701)	.0
95090	84-1004639	UnitedHealthcare of Colorado, Inc.	(2,000,000)	.0	.0	.0	(28,593,979)	(120,219)		.0	(30,714,198)	.0
95264	59-1293865	UnitedHealthcare of Florida, Inc.	(90,000,000)	.0	.0	.0	(562,934,855)	(1,947,775)		.0	(654,882,630)	.0
95850	58-1653544	UnitedHealthcare of Georgia, Inc.	(12,000,000)	.0	.0	.0	(74,455,408)	(306,174)		.0	(86,761,582)	.0
95776	36-3280214	UnitedHealthcare of Illinois, Inc.	(11,500,000)	.0	.0	.0	(36,734,266)	(163,024)		.0	(48,397,290)	.0
96644	62-1240316	UnitedHealthcare of Kentucky, Ltd.	.0	.0	.0	.0	(46,403,444)	(181,742)		.0	(46,585,186)	.0
95833	72-1074008	UnitedHealthcare of Louisiana, Inc.	.0	.0	.0	.0	(732,013,150)	(3,218,991)		.0	(735,232,141)	(108,045)
95716	63-1036817	UnitedHealthcare of Mississippi, Inc.	(30,000,000)	.0	.0	.0	(287,256,483)	(24,813)		.0	(317,281,296)	9,701
95149	05-0413469	UnitedHealthcare of New England, Inc.	(16,000,000)	.0	.0	.0	(412,986,822)	(830,524)		.0	(429,817,346)	497,896
13214	26-2697886	UnitedHealthcare of New Mexico, Inc.	(35,000,000)	.0	.0	.0	(21,977,361)	1,001,281		.0	(55,976,080)	.0
95085	06-1172891	UnitedHealthcare of New York, Inc.	.0	25,000,000	.0	.0	(1,406,345,688)	.0		.0	(1,381,345,688)	.0
95103	56-1461010	UnitedHealthcare of North Carolina, Inc.	.0	.0	.0	.0	(103,137,315)	(494,794)		.0	(103,632,109)	.0
95186	31-1142815	UnitedHealthcare of Ohio, Inc.	(10,000,000)	.0	.0	.0	(9,339,469)	(38,749)		.0	(19,378,218)	.0
96903	33-0115166	UnitedHealthcare of Oklahoma, Inc.	(41,500,000)	.0	.0	.0	(101,213,996)	.0		.0	(142,713,996)	.0
95893	93-0938819	UnitedHealthcare of Oregon, Inc.	(102,500,000)	.0	.0	.0	(519,166,438)	.0		.0	(621,666,438)	.0
95220	25-1756858	UnitedHealthcare of Pennsylvania, Inc.	(28,000,000)	.0	.0	.0	(425,784,414)	(1,361,383)		.0	(455,145,797)	.0
16740	35-2674992	UnitedHealthcare of South Carolina, Inc.	.0	2,000,000	.0	.0	(47,474)	(1,780)		.0	(1,950,746)	.0
95765	95-3939697	UnitedHealthcare of Texas, Inc.	.0	.0	.0	.0	(52,925,922)	(222,192)		.0	(53,148,114)	.0
95025	52-1130183	UnitedHealthcare of the Mid-Atlantic, Inc.	(7,000,000)	.0	.0	.0	(672,211,782)	(2,114,787)		.0	(681,326,569)	.0
95591	47-0676824	UnitedHealthcare of the Midlands, Inc.	(100,000,000)	.0	.0	.0	(830,657,841)	(14,176,487)		.0	(944,834,328)	.0
96385	43-1361841	UnitedHealthcare of the Midwest, Inc.	(43,200,000)	.0	.0	.0	(619,351,802)	(86,430,901)		.0	(748,982,703)	185,286,998
95501	41-1488563	UnitedHealthcare of Utah, Inc.	(8,500,000)	.0	.0	.0	(886,441,222)	(1,079,676)		.0	(896,020,898)	.0
48038	91-1312551	UnitedHealthcare of Washington, Inc.	(15,000,000)	.0	.0	.0	(321,634,754)	.0		.0	(336,634,754)	.0
95710	39-1555888	UnitedHealthcare of Wisconsin, Inc.	(500,000,000)	.0	.0	.0	(1,898,815,261)	(12,792,568)		(41,000,000)	(2,452,607,829)	.0
95378	36-3379945	UnitedHealthcare Plan of the River Valley, Inc.	(154,000,000)	.0	.0	.0	(444,969,781)	(3,288,749)		(20,000,000)	(622,258,530)	.0
	47-0854646	UnitedHealthcare Service LLC	.0	.0	.0	.0	1,012,414	.0		.0	1,012,414	.0
	01-0518346	UnitedHealthcare Specialty Benefits, LLC	.0	.0	.0	.0	60,705	.0		.0	60,705	.0
	41-1922511	UnitedHealthcare, Inc.	1,150,200,000	(6,000,000)	.0	.0	.0	.0		.0	1,144,200,000	.0
	27-0815205	Unity Health Network, LLC	.0	.0	.0	.0	6,243,894	.0		.0	6,243,894	.0
	33-0812827	Upland Outpatient Surgical Center, L.P.	.0	.0	.0	.0	177,541	.0		.0	177,541	.0
	26-4163593	USHEALTH Administrators, LLC	.0	.0	.0	.0	103,248,793	.0		.0	103,248,793	.0
	73-1165000	USHEALTH Group, Inc.	62,500,000	.0	.0	.0	.0	.0		.0	62,500,000	.0
	27-2803133	USMD Diagnostic Services, LLC	.0	.0	.0	.0	94,922	.0		.0	94,922	.0
	73-1662763	USMD Hospital at Arlington, L.P.	.0	.0	.0	.0	1,688,044	.0		.0	1,688,044	.0
	20-3571243	USMD Hospital at Fort Worth, L.P.	.0	.0	.0	.0	36,444	.0		.0	36,444	.0
	36-4499777	Walnut Hill Surgery Center, LLC	.0	.0	.0	.0	146,166	.0		.0	146,166	.0
	36-3469839	Wauwatosa Surgery Center, LLC	.0	.0	.0	.0	511,788	.0		.0	511,788	.0
	74-2574229	WellMed Medical Group, P.A.	.0	.0	.0	.0	923,811	.0		.0	923,811	.0
	74-2797745	WellMed Medical Management of Florida, Inc.	.0	.0	.0	.0	755,952	.0		.0	755,952	.0
	35-2314192	WellMed Network of Florida, Inc.	.0	.0	.0	.0	1,202,673,083	.0		.0	1,202,673,083	.0
	74-2889447	WellMed Networks, Inc.	.0	.0	.0	.0	5,529,815,603	.0		.0	5,529,815,603	.0

SCHEDULE Y
PART 2 - SUMMARY OF INSURER'S TRANSACTIONS WITH ANY AFFILIATES

1	2	3	4	5	6	7	8	9	10	11	12	13
NAIC Company Code	ID Number	Names of Insurers and Parent, Subsidiaries or Affiliates	Shareholder Dividends	Capital Contributions	Purchases, Sales or Exchanges of Loans, Securities, Real Estate, Mortgage Loans or Other Investments	Income/ (Disbursements) Incurred in Connection with Guarantees or Undertakings for the Benefit of any Affiliate(s)	Management Agreements and Service Contracts	Income/ (Disbursements) Incurred Under Reinsurance Agreements	*	Any Other Material Activity Not in the Ordinary Course of the Insurer's Business	Totals	Reinsurance Recoverable/ (Payable) on Losses and/or Reserve Credit Taken/(Liability)
	06-1521999	Western Connecticut Orthopedic Surgical Center, LLC	0	0	0	0	1,174,405	0		0	1,174,405	0
	27-4816583	Wilson Creek Surgical Center, LLC	0	0	0	0	541,560	0		0	541,560	0
	62-1525776	Winter Park Surgery Center, L.P.	0	0	0	0	995,734	0		0	995,734	0
	52-2102846	XLHealth Corporation	174,000,000	0	0	0	0	0		0	174,000,000	0
9999999	Control Totals		0	0	0	0	0	0	XXX	0	0	0

ANNUAL STATEMENT FOR THE YEAR 2020 OF THE UnitedHealthcare of Ohio, Inc.

SUPPLEMENTAL EXHIBITS AND SCHEDULES INTERROGATORIES









The following supplemental reports are required to be filed as part of your statement filing unless specifically waived by the domiciliary state. However, in the event that your domiciliary state waives the filing requirement, your response of WAIVED to the specific interrogatory will be accepted in lieu of filing a "NONE" report and a bar code will be printed below. If the supplement is required of your company but is not being filed for whatever reason enter SEE EXPLANATION and provide an explanation following the interrogatory questions.

		Responses
MARCH FILING		
1.	Will the Supplemental Compensation Exhibit be filed with the state of domicile by March 1?	YES
2.	Will an actuarial opinion be filed by March 1?	YES
3.	Will the confidential Risk-based Capital Report be filed with the NAIC by March 1?.....	YES
4.	Will the confidential Risk-based Capital Report be filed with the state of domicile, if required, by March 1?.....	YES
APRIL FILING		
5.	Will Management's Discussion and Analysis be filed by April 1?	YES
6.	Will the Supplemental Investment Risks Interrogatories be filed by April 1?	YES
7.	Will the Accident and Health Policy Experience Exhibit be filed by April 1?	YES
JUNE FILING		
8.	Will an audited financial report be filed by June 1?	YES
9.	Will Accountant's Letter of Qualifications be filed with the state of domicile and electronically with the NAIC by June 1?	YES

AUGUST FILING		
10.	Will the regulator-only (non-public) Communication of Internal Control Related Matters Noted in Audit be filed with the state of domicile and electronically with the NAIC (as a regulator-only non-public document) by August 1?	YES
The following supplemental reports are required to be filed as part of your annual statement filing if your company is engaged in the type of business covered by the supplement. However, in the event that your company does not transact the type of business for which the special report must be filed, your response of NO to the specific interrogatory will be accepted in lieu of filing a "NONE" report and a bar code will be printed below. If the supplement is required of your company but is not being filed for whatever reason enter SEE EXPLANATION and provide an explanation following the interrogatory questions.		

MARCH FILING		
11.	Will the Medicare Supplement Insurance Experience Exhibit be filed with the state of domicile and the NAIC by March 1?	NO
12.	Will the Supplemental Life data due March 1 be filed with the state of domicile and the NAIC?	NO
13.	Will Schedule SIS (Stockholder Information Supplement) be filed with the state of domicile by March 1?.....	NO
14.	Will the actuarial opinion on participating and non-participating policies as required in Interrogatories 1 and 2 on Exhibit 5 to Life Supplement be filed with the state of domicile and electronically with the NAIC by March 1?.....	NO
15.	Will the actuarial opinion on non-guaranteed elements as required in Interrogatory 3 to Exhibit 5 to Life Supplement be filed with the state of domicile and electronically with the NAIC by March 1?.....	NO
16.	Will the Medicare Part D Coverage Supplement be filed with the state of domicile and the NAIC by March 1?.....	NO
17.	Will an approval from the reporting entity's state of domicile for relief related to the five-year rotation requirement for lead audit partner be filed electronically with the NAIC by March 1?	NO
18.	Will an approval from the reporting entity's state of domicile for relief related to the one-year cooling off period for independent CPA be filed electronically with the NAIC by March 1?	NO
19.	Will an approval from the reporting entity's state of domicile for relief related to the Requirements for Audit Committees be filed electronically with the NAIC by March 1?.....	NO
APRIL FILING		
20.	Will the Long-Term Care Experience Reporting Forms be filed with the state of domicile and the NAIC by April 1?	NO
21.	Will the Supplemental Life data due April 1 be filed with the state of domicile and the NAIC?	NO
22.	Will the Supplemental Health Care Exhibit (Parts 1, 2 and 3) be filed with the state of domicile and the NAIC by April 1?	YES
23.	Will the regulator only (non-public) Supplemental Health Care Exhibit's Expense Allocation Report be filed with the state of domicile and the NAIC by April 1?	YES
24.	Will the Life, Health & Annuity Guaranty Association Model Act Assessment Base Reconciliation Exhibit be filed with the state of domicile and the NAIC by April 1?	YES
25.	Will the Adjustments to the Life, Health & Annuity Guaranty Association Model Act Assessment Base Reconciliation Exhibit (if required) be filed with the state of domicile and the NAIC by April 1?	YES
AUGUST FILING		
26.	Will Management's Report of Internal Control Over Financial Reporting be filed with the state of domicile by August 1?	NO

11.	Explanations:	
12.		
13.		
14.		
15.		
16.		
17.		
18.		
19.		
20.		
21.		
26.		

Bar Codes:		
11.	Medicare Supplement Insurance Experience Exhibit [Document Identifier 360]	
12.	Life Supplement [Document Identifier 205]	
13.	SIS Stockholder Information Supplement [Document Identifier 420]	
14.	Participating Opinion for Exhibit 5 [Document Identifier 371]	
15.	Non-Guaranteed Opinion for Exhibit 5 [Document Identifier 370]	
16.	Medicare Part D Coverage Supplement [Document Identifier 365]	
17.	Relief from the five-year rotation requirement for lead audit partner [Document Identifier 224]	
18.	Relief from the one-year cooling off period for independent CPA [Document Identifier 225]	

ANNUAL STATEMENT FOR THE YEAR 2020 OF THE UnitedHealthcare of Ohio, Inc.

SUPPLEMENTAL EXHIBITS AND SCHEDULES INTERROGATORIES

19. Relief from the Requirements for Audit Committees [Document Identifier 226]



20. Long-Term Care Experience Reporting Forms [Document Identifier 306]



21. Life Supplement [Document Identifier 211]



26 Management’s Report of Internal Control Over Financial Reporting
[Document Identifier 223]

