



HEALTH ANNUAL STATEMENT

FOR THE YEAR ENDED DECEMBER 31, 2020
OF THE CONDITION AND AFFAIRS OF THE

Cigna Dental Health of Ohio, Inc.

NAIC Group Code09010901NAIC Company Code47805Employer's ID Number59-2579774
(Current)(Prior)

Organized under the Laws ofOhio, State of Domicile or Port of EntryOH

Country of DomicileUnited States of America

Licensed as business type:Other

Is HMO Federally Qualified? Yes [] No [X]

Incorporated/Organized06/17/1985Commenced Business11/06/1985

Statutory Home Office1300 East 9th StreetCleveland, OH, US 44114
(Street and Number)(City or Town, State, Country and Zip Code)

Main Administrative Office1571 Sawgrass Corporate Parkway Suite 300
(Street and Number)
Sunrise, FL, US 33323954-514-6600
(City or Town, State, Country and Zip Code)(Area Code) (Telephone Number)

Mail Address1571 Sawgrass Corporate Parkway Suite 300Sunrise, FL, US 33323
(Street and Number or P.O. Box)(City or Town, State, Country and Zip Code)

Primary Location of Books and Records1571 Sawgrass Corporate Parkway Suite 300
(Street and Number)
Sunrise, FL, US 33323954-514-6600
(City or Town, State, Country and Zip Code)(Area Code) (Telephone Number)

Internet Website Addresswww.cigna.com

Statutory Statement ContactPaula Giorgio615-695-8929
(Name)(Area Code) (Telephone Number)
paula.giorgio@cigna.com860-298-1750
(E-mail Address)(FAX Number)

OFFICERS

PresidentFrederick Eugene ScardelletteTreasurerScott Ronald Lambert

Corporate SecretaryJill Mary Stadelman #ActuaryGregory Nicholas Malone

OTHER

Mark Paul Fleming, Vice PresidentAmie Lynn Roulier Benedict, Vice PresidentLance Manuel Thomas, Vice President

Joanne Ruth Hart, Vice PresidentKathleen Murphy O'Neil, Vice PresidentDrew Jerome Reynolds #, Vice President

DIRECTORS OR TRUSTEES

Frederick Eugene ScardelletteAmie Lynn Roulier BenedictJason Dean Meade

State of _____ SS:
County of _____

The officers of this reporting entity being duly sworn, each depose and say that they are the described officers of said reporting entity, and that on the reporting period stated above, all of the herein described assets were the absolute property of the said reporting entity, free and clear from any liens or claims thereon, except as herein stated, and that this statement, together with related exhibits, schedules and explanations therein contained, annexed or referred to, is a full and true statement of all the assets and liabilities and of the condition and affairs of the said reporting entity as of the reporting period stated above, and of its income and deductions therefrom for the period ended, and have been completed in accordance with the NAIC Annual Statement Instructions and Accounting Practices and Procedures manual except to the extent that: (1) state law may differ; or, (2) that state rules or regulations require differences in reporting not related to accounting practices and procedures, according to the best of their information, knowledge and belief, respectively. Furthermore, the scope of this attestation by the described officers also includes the related corresponding electronic filing with the NAIC, when required, that is an exact copy (except for formatting differences due to electronic filing) of the enclosed statement. The electronic filing may be requested by various regulators in lieu of or in addition to the enclosed statement.

Frederick Eugene ScardelletteScott Ronald LambertJill Mary Stadelman
PresidentTreasurerCorporate Secretary

Subscribed and sworn to before me this _____ day of _____

a. Is this an original filing? Yes [X] No []
b. If no,
1. State the amendment number.....
2. Date filed
3. Number of pages attached.....

ANNUAL STATEMENT FOR THE YEAR 2020 OF THE CIGNA DENTAL HEALTH OF OHIO INC

EXHIBIT 2 - ACCIDENT AND HEALTH PREMIUMS DUE AND UNPAID

[illegible]

Exhibit 3 - Health Care Receivables

N O N E

Exhibit 3A - Health Care Receivables Collected and Accrued

N O N E

EXHIBIT 4 - CLAIMS UNPAID AND INCENTIVE POOL, WITHHOLD AND BONUS (Reported and Unreported)

[illegible]

ANNUAL STATEMENT FOR THE YEAR 2020 OF THE CIGNA DENTAL HEALTH OF OHIO INC

EXHIBIT 5 - AMOUNTS DUE FROM PARENT, SUBSIDIARIES AND AFFILIATES

[illegible]

ANNUAL STATEMENT FOR THE YEAR 2020 OF THE CIGNA DENTAL HEALTH OF OHIO INC

| 1 | 2 | 3 | 4 | 5 |
|------------------------------|-------------|--------|---------|-------------|
| Affiliate | Description | Amount | Current | Non-Current |
| NONE | | | | |
| | | | | |
| | | | | |
| | | | | |
| | | | | |
| | | | | |
| | | | | |
| | | | | |
| | | | | |
| | | | | |
| 0399999 Total gross payables | | | | |

| | 1 | 2 | 3 | 4 | 5 | 6 |
|-----------------------------------------------------------------|--------------------------------------|-----------------------------------------|-----------------------------|----------------------------------------|------------------------------------------------------|-------------------------------------------------------------|
| Payment Method | Direct Medical Expense Payment | Column 1 as a % of Total Payments | Total Members Covered | Column 3 as a % of Total Members | Column 1 Expenses Paid to Affiliated Providers | Column 1 Expenses Paid to Non-Affiliated Providers |
| Capitation Payments: | | | | | | |
| 1. Medical groups | 0 | 0.0 | | 0.0 | | |
| 2. Intermediaries | 0 | 0.0 | | 0.0 | | |
| 3. All other providers | 1,017,770 | 22.1 | 47,405 | 100.0 | 0 | 1,017,770 |
| 4. Total capitation payments | 1,017,770 | 22.1 | 47,405 | 100.0 | 0 | 1,017,770 |
| Other Payments: | | | | | | |
| 5. Fee-for-service | 3,220,797 | 69.9 | XXX | XXX | 0 | 3,220,797 |
| 6. Contractual fee payments | 63,480 | 1.4 | XXX | XXX | 0 | 63,480 |
| 7. Bonus/withhold arrangements - fee-for-service | 0 | 0.0 | XXX | XXX | 0 | 0 |
| 8. Bonus/withhold arrangements - contractual fee payments | 0 | 0.0 | XXX | XXX | 0 | 0 |
| 9. Non-contingent salaries | 0 | 0.0 | XXX | XXX | 0 | 0 |
| 10. Aggregate cost arrangements | 0 | 0.0 | XXX | XXX | 0 | 0 |
| 11. All other payments | 306,245 | 6.6 | XXX | XXX | 0 | 306,245 |
| 12. Total other payments | 3,590,522 | 77.9 | XXX | XXX | 0 | 3,590,522 |
| 13. TOTAL (Line 4 plus Line 12) | 4,608,292 | 100% | XXX | XXX | 0 | 4,608,292 |

EXHIBIT 7 - PART 2 - SUMMARY OF TRANSACTIONS WITH INTERMEDIARIES

[illegible]

Exhibit 8 - Furniture and Equipment Owned

N O N E



ANNUAL STATEMENT FOR THE YEAR 2020 OF THE CIGNA DENTAL HEALTH OF OHIO INC

EXHIBIT OF PREMIUMS, ENROLLMENT AND UTILIZATION (a)

REPORT FOR: 1. CORPORATION Cigna Dental Health of Ohio, Inc. 2. Cleveland, OH

| NAIC Group Code | | BUSINESS IN THE STATE OF | | DURING THE YEAR | | | | | | | (LOCATION) | |
|----------------------------------------------|---------------------------------------------------------|--------------------------|------------------------------------|-----------------|---------------------|-------------|-------------|---------------------------------------|----------------------|--------------------|-------------------|--|
| 0901 | | Ohio | | 2020 | | | | | | | NAIC Company Code | |
| | | 1 | Comprehensive (Hospital & Medical) | | 4 | 5 | 6 | 7 | 8 | 9 | 47805 | |
| | | | 2 | 3 | | | | | | | | |
| | | Total | Individual | Group | Medicare Supplement | Vision Only | Dental Only | Federal Employees Health Benefit Plan | Title XVIII Medicare | Title XIX Medicaid | Other | |
| Total Members at end of: | | | | | | | | | | | | |
| 1. | Prior Year | 43,959 | | | | | 43,959 | | | | | |
| 2. | First Quarter | 48,209 | | | | | 48,209 | | | | | |
| 3. | Second Quarter | 47,869 | | | | | 47,869 | | | | | |
| 4. | Third Quarter | 47,523 | | | | | 47,523 | | | | | |
| 5. | Current Year | 47,405 | | | | | 47,405 | | | | | |
| 6. | Current Year Member Months | 573,954 | | | | | 573,954 | | | | | |
| Total Member Ambulatory Encounters for Year: | | | | | | | | | | | | |
| 7. | Physician | 0 | | | | | | | | | | |
| 8. | Non-Physician | 0 | | | | | | | | | | |
| 9. | Total | 0 | 0 | 0 | 0 | 0 | 0 | 0 | 0 | 0 | 0 | |
| 10. | Hospital Patient Days Incurred | 0 | | | | | | | | | | |
| 11. | Number of Inpatient Admissions | 0 | | | | | | | | | | |
| 12. | Health Premiums Written (b) | 8,979,069 | | | | | 8,979,069 | | | | | |
| 13. | Life Premiums Direct | 0 | | | | | | | | | | |
| 14. | Property/Casualty Premiums Written | 0 | | | | | | | | | | |
| 15. | Health Premiums Earned | 8,979,069 | | | | | 8,979,069 | | | | | |
| 16. | Property/Casualty Premiums Earned | 0 | | | | | | | | | | |
| 17. | Amount Paid for Provision of Health Care Services | 4,608,292 | | | | | 4,608,292 | | | | | |
| 18. | Amount Incurred for Provision of Health Care Services | 4,657,281 | | | | | 4,657,281 | | | | | |

(a) For health business: number of persons insured under PPO managed care products and number of persons insured under indemnity only products
(b) For health premiums written: amount of Medicare Title XVIII exempt from state taxes or fees \$



ANNUAL STATEMENT FOR THE YEAR 2020 OF THE CIGNA DENTAL HEALTH OF OHIO INC

EXHIBIT OF PREMIUMS, ENROLLMENT AND UTILIZATION (a)

REPORT FOR: 1. CORPORATION Cigna Dental Health of Ohio, Inc. 2. Cleveland, OH

| NAIC Group Code | | BUSINESS IN THE STATE OF | | DURING THE YEAR | | | | | | | (LOCATION) | |
|----------------------------------------------|---------------------------------------------------------|------------------------------------|------------|-----------------|---------------------|-------------|-------------|---------------------------------------|----------------------|--------------------|-------------------|--|
| 0901 | | Grand Total | | 2020 | | | | | | | NAIC Company Code | |
| | | Comprehensive (Hospital & Medical) | | | | | | | | | 47805 | |
| | | 1 | 2 | 3 | 4 | 5 | 6 | 7 | 8 | 9 | 10 | |
| | | Total | Individual | Group | Medicare Supplement | Vision Only | Dental Only | Federal Employees Health Benefit Plan | Title XVIII Medicare | Title XIX Medicaid | Other | |
| Total Members at end of: | | | | | | | | | | | | |
| 1. | Prior Year | 43,959 | 0 | 0 | 0 | 0 | 43,959 | 0 | 0 | 0 | 0 | |
| 2. | First Quarter | 48,209 | 0 | 0 | 0 | 0 | 48,209 | 0 | 0 | 0 | 0 | |
| 3. | Second Quarter | 47,869 | 0 | 0 | 0 | 0 | 47,869 | 0 | 0 | 0 | 0 | |
| 4. | Third Quarter | 47,523 | 0 | 0 | 0 | 0 | 47,523 | 0 | 0 | 0 | 0 | |
| 5. | Current Year | 47,405 | 0 | 0 | 0 | 0 | 47,405 | 0 | 0 | 0 | 0 | |
| 6. | Current Year Member Months | 573,954 | 0 | 0 | 0 | 0 | 573,954 | 0 | 0 | 0 | 0 | |
| Total Member Ambulatory Encounters for Year: | | | | | | | | | | | | |
| 7. | Physician | 0 | 0 | 0 | 0 | 0 | 0 | 0 | 0 | 0 | 0 | |
| 8. | Non-Physician | 0 | 0 | 0 | 0 | 0 | 0 | 0 | 0 | 0 | 0 | |
| 9. | Total | 0 | 0 | 0 | 0 | 0 | 0 | 0 | 0 | 0 | 0 | |
| 10. | Hospital Patient Days Incurred | 0 | 0 | 0 | 0 | 0 | 0 | 0 | 0 | 0 | 0 | |
| 11. | Number of Inpatient Admissions | 0 | 0 | 0 | 0 | 0 | 0 | 0 | 0 | 0 | 0 | |
| 12. | Health Premiums Written (b) | 8,979,069 | 0 | 0 | 0 | 0 | 8,979,069 | 0 | 0 | 0 | 0 | |
| 13. | Life Premiums Direct | 0 | 0 | 0 | 0 | 0 | 0 | 0 | 0 | 0 | 0 | |
| 14. | Property/Casualty Premiums Written | 0 | 0 | 0 | 0 | 0 | 0 | 0 | 0 | 0 | 0 | |
| 15. | Health Premiums Earned | 8,979,069 | 0 | 0 | 0 | 0 | 8,979,069 | 0 | 0 | 0 | 0 | |
| 16. | Property/Casualty Premiums Earned | 0 | 0 | 0 | 0 | 0 | 0 | 0 | 0 | 0 | 0 | |
| 17. | Amount Paid for Provision of Health Care Services | 4,608,292 | 0 | 0 | 0 | 0 | 4,608,292 | 0 | 0 | 0 | 0 | |
| 18. | Amount Incurred for Provision of Health Care Services | 4,657,281 | 0 | 0 | 0 | 0 | 4,657,281 | 0 | 0 | 0 | 0 | |

(a) For health business: number of persons insured under PPO managed care products0 and number of persons insured under indemnity only products0 .
(b) For health premiums written: amount of Medicare Title XVIII exempt from state taxes or fees \$0

30.GT

Schedule S - Part 1 - Section 2

N O N E

Schedule S - Part 2

N O N E

Schedule S - Part 3 - Section 2

N O N E

Schedule S - Part 4

N O N E

Schedule S - Part 4 - Bank Footnote

N O N E

Schedule S - Part 5

N O N E

Schedule S - Part 5 - Bank Footnote

N O N E

Schedule S - Part 6

N O N E

SCHEDULE S - PART 7

Restatement of Balance Sheet to Identify Net Credit For Ceded Reinsurance

| | 1 As Reported (net of ceded) | 2 Restatement Adjustments | 3 Restated (gross of ceded) |
|------------------------------------------------------------------------------------------------------------------------------------------------------|------------------------------------|---------------------------------|-----------------------------------|
| ASSETS (Page 2, Col. 3) | | | |
| 1. Cash and invested assets (Line 12) | 2,690,460 | | 2,690,460 |
| 2. Accident and health premiums due and unpaid (Line 15) | 798,422 | | 798,422 |
| 3. Amounts recoverable from reinsurers (Line 16.1) | | | 0 |
| 4. Net credit for ceded reinsurance | XXX | 0 | 0 |
| 5. All other admitted assets (Balance) | 10,955 | | 10,955 |
| 6. Total assets (Line 28) | 3,499,837 | 0 | 3,499,837 |
| LIABILITIES, CAPITAL AND SURPLUS (Page 3) | | | |
| 7. Claims unpaid (Line 1) | 384,164 | | 384,164 |
| 8. Accrued medical incentive pool and bonus payments (Line 2) | | | 0 |
| 9. Premiums received in advance (Line 8) | 16,676 | | 16,676 |
| 10. Funds held under reinsurance treaties with authorized and unauthorized reinsurers (Line 19 first inset amount plus second inset amount) | 0 | | 0 |
| 11. Reinsurance in unauthorized companies (Line 20 minus inset amount) | 0 | | 0 |
| 12. Reinsurance with Certified Reinsurers (Line 20 inset amount) | 0 | | 0 |
| 13. Funds held under reinsurance treaties with Certified Reinsurers (Line 19 third inset amount) | 0 | | 0 |
| 14. All other liabilities (Balance) | 135,278 | | 135,278 |
| 15. Total liabilities (Line 24) | 536,118 | 0 | 536,118 |
| 16. Total capital and surplus (Line 33) | 2,963,719 | XXX | 2,963,719 |
| 17. Total liabilities, capital and surplus (Line 34) | 3,499,837 | 0 | 3,499,837 |
| NET CREDIT FOR CEDED REINSURANCE | | | |
| 18. Claims unpaid | 0 | | |
| 19. Accrued medical incentive pool | 0 | | |
| 20. Premiums received in advance | 0 | | |
| 21. Reinsurance recoverable on paid losses | 0 | | |
| 22. Other ceded reinsurance recoverables | 0 | | |
| 23. Total ceded reinsurance recoverables | 0 | | |
| 24. Premiums receivable | 0 | | |
| 25. Funds held under reinsurance treaties with authorized and unauthorized reinsurers | 0 | | |
| 26. Unauthorized reinsurance | 0 | | |
| 27. Reinsurance with Certified Reinsurers | 0 | | |
| 28. Funds held under reinsurance treaties with Certified Reinsurers | 0 | | |
| 29. Other ceded reinsurance payables/offsets | 0 | | |
| 30. Total ceded reinsurance payables/offsets | 0 | | |
| 31. Total net credit for ceded reinsurance | 0 | | |

SCHEDULE T - PART 2
INTERSTATE COMPACT - EXHIBIT OF PREMIUMS WRITTEN

Allocated by States and Territories

| | | Direct Business Only | | | | | |
|--------------|--------------------------------|--------------------------------|-------------------------------------|------------------------------------------------|---------------------------------------------|---------------------------|--------|
| | | 1 | 2 | 3 | 4 | 5 | 6 |
| States, Etc. | | Life (Group and Individual) | Annuities (Group and Individual) | Disability Income (Group and Individual) | Long-Term Care (Group and Individual) | Deposit-Type Contracts | Totals |
| 1. | Alabama | AL | | | | | |
| 2. | Alaska | AK | | | | | |
| 3. | Arizona | AZ | | | | | |
| 4. | Arkansas | AR | | | | | |
| 5. | California | CA | | | | | |
| 6. | Colorado | CO | | | | | |
| 7. | Connecticut | CT | | | | | |
| 8. | Delaware | DE | | | | | |
| 9. | District of Columbia | DC | | | | | |
| 10. | Florida | FL | | | | | |
| 11. | Georgia | GA | | | | | |
| 12. | Hawaii | HI | | | | | |
| 13. | Idaho | ID | | | | | |
| 14. | Illinois | IL | | | | | |
| 15. | Indiana | IN | | | | | |
| 16. | Iowa | IA | | | | | |
| 17. | Kansas | KS | | | | | |
| 18. | Kentucky | KY | | | | | |
| 19. | Louisiana | LA | | | | | |
| 20. | Maine | ME | | | | | |
| 21. | Maryland | MD | | | | | |
| 22. | Massachusetts | MA | | | | | |
| 23. | Michigan | MI | | | | | |
| 24. | Minnesota | MN | | | | | |
| 25. | Mississippi | MS | | | | | |
| 26. | Missouri | MO | | | | | |
| 27. | Montana | MT | | | | | |
| 28. | Nebraska | NE | | | | | |
| 29. | Nevada | NV | | | | | |
| 30. | New Hampshire | NH | | | | | |
| 31. | New Jersey | NJ | | | | | |
| 32. | New Mexico | NM | | | | | |
| 33. | New York | NY | | | | | |
| 34. | North Carolina | NC | | | | | |
| 35. | North Dakota | ND | | | | | |
| 36. | Ohio | OH | | | | | |
| 37. | Oklahoma | OK | | | | | |
| 38. | Oregon | OR | | | | | |
| 39. | Pennsylvania | PA | | | | | |
| 40. | Rhode Island | RI | | | | | |
| 41. | South Carolina | SC | | | | | |
| 42. | South Dakota | SD | | | | | |
| 43. | Tennessee | TN | | | | | |
| 44. | Texas | TX | | | | | |
| 45. | Utah | UT | | | | | |
| 46. | Vermont | VT | | | | | |
| 47. | Virginia | VA | | | | | |
| 48. | Washington | WA | | | | | |
| 49. | West Virginia | WV | | | | | |
| 50. | Wisconsin | WI | | | | | |
| 51. | Wyoming | WY | | | | | |
| 52. | American Samoa | AS | | | | | |
| 53. | Guam | GU | | | | | |
| 54. | Puerto Rico | PR | | | | | |
| 55. | U.S. Virgin Islands | VI | | | | | |
| 56. | Northern Mariana Islands | MP | | | | | |
| 57. | Canada | CAN | | | | | |
| 58. | Aggregate Other Alien | OT | | | | | |
| 59. | Total | | | | | | |

NONE

ANNUAL STATEMENT FOR THE YEAR 2020 OF THE CIGNA DENTAL HEALTH OF OHIO INC

SCHEDULE Y
PART 1A - DETAIL OF INSURANCE HOLDING COMPANY SYSTEM

| 1 | 2 | 3 | 4 | 5 | 6 | 7 | 8 | 9 | 10 | 11 | 12 | 13 | 14 | 15 | 16 |
|------------|-------------|-------------------|------------|--------------|-----|------------------------------------------------------------------------|-----------------------------------------------|-----------------------|-----------------------------------|------------------------------------------------|------------------------------------------------------------------------------------|---------------------------------------------|--------------------------------------------|-----------------------------------|----|
| Group Code | Group Name | NAIC Company Code | ID Number | Federal RSSD | CIK | Name of Securities Exchange if Publicly Traded (U.S. or International) | Names of Parent, Subsidiaries Or Affiliates | Domi-ciliary Location | Relation-ship to Reporting Entity | Directly Controlled by (Name of Entity/Person) | Type of Control (Ownership, Board, Management, Attorney-in-Fact, Influence, Other) | If Control is Ownership Provide Percen-tage | Ultimate Controlling Entity(ies)/Person(s) | Is an SCA Filing Re-quired? (Y/N) | * |
| .0901 | Cigna Group | | 00-0000000 | | | | 222 Main Street CARING GP LLC | DE | NIA | Cigna Affiliates Realty Investment Group, LLC | Ownership | 100.000 | Cigna Corporation | N | |
| .0901 | Cigna Group | | 46-4671745 | | | | 222 Main Street Investors LP | DE | NIA | Cigna Affiliates Realty Investment Group, LLC | Ownership | 90.000 | Cigna Corporation | N | |
| .0901 | Cigna Group | | 00-0000000 | | | | 680 Investors LLC | CA | NIA | SB-SNH LLC | Ownership | 85.000 | Cigna Corporation | N | |
| .0901 | Cigna Group | | 00-0000000 | | | | 685 New Hampshire LLC | CA | NIA | SB-SNH LLC | Ownership | 85.000 | Cigna Corporation | N | |
| .0901 | Cigna Group | | 82-4794800 | | | | 9171 Wilshire CPI-CII LLC | DE | NIA | CPI-CII 9171 Wilshire JV LLC | Ownership | 90.000 | Cigna Corporation | N | |
| .0901 | Cigna Group | | 11-3358535 | | | | Accredo Health Group, Inc. | DE | NIA | Accredo Health, Incorporated | Ownership | 100.000 | Cigna Corporation | N | |
| .0901 | Cigna Group | | 55-0894449 | | | | Accredo Health, Incorporated | DE | NIA | Medco Health Solutions, Inc. | Ownership | 100.000 | Cigna Corporation | N | |
| .0901 | Cigna Group | | 13-3888838 | | | | AHG of New York, Inc. | NY | NIA | Accredo Health, Incorporated | Ownership | 100.000 | Cigna Corporation | N | |
| .0901 | Cigna Group | | 75-3040465 | | | | Airport Holdings, LLC | NJ | NIA | Express Scripts, Inc. | Ownership | 100.000 | Cigna Corporation | N | |
| .0901 | Cigna Group | | 35-2562415 | | | | Alegis Care Services, LLC | DE | NIA | Home Physicians Management, LLC | Ownership | 100.000 | Cigna Corporation | N | |
| .0901 | Cigna Group | | 85-0909305 | | | | Alegis Care Services of Colorado, LLC | CO | NIA | Home Physicians Management, LLC | Ownership | 100.000 | Cigna Corporation | N | |
| .0901 | Cigna Group | | 81-0400550 | | | | Allegiance Benefit Plan Management, Inc. | MT | NIA | Benefit Management Corp. | Ownership | 100.000 | Cigna Corporation | N | |
| .0901 | Cigna Group | | 03-0507057 | | | | Allegiance Care Management, LLC | MT | NIA | Benefit Management Corp. | Ownership | 100.000 | Cigna Corporation | N | |
| .0901 | Cigna Group | | 71-0916514 | | | | Allegiance COBRA Services, Inc. | MT | NIA | Benefit Management Corp. | Ownership | 100.000 | Cigna Corporation | N | |
| .0901 | Cigna Group | 12814 | 20-4433475 | | | | Allegiance Life & Health Insurance Company | MT | IA | Benefit Management Corp. | Ownership | 95.000 | Cigna Corporation | N | |
| .0901 | Cigna Group | | 26-2201582 | | | | Allegiance Provider Direct, LLC | MT | NIA | Benefit Management Corp. | Ownership | 100.000 | Cigna Corporation | N | |
| .0901 | Cigna Group | | 20-3851464 | | | | Allegiance Re, Inc. | MT | IA | Benefit Management Corp. | Ownership | 100.000 | Cigna Corporation | N | |
| .0901 | Cigna Group | 88366 | 59-2760189 | | | | American Retirement Life Insurance Company | OH | IA | Loyal American Life Insurance Company | Ownership | 100.000 | Cigna Corporation | N | |
| .0901 | Cigna Group | | 82-3315524 | | | | Arbor Heights Venture LLC | DE | NIA | Cigna Affiliates Realty Investment Group, LLC | Ownership | 90.000 | Cigna Corporation | N | |
| .0901 | Cigna Group | | 46-4080861 | | | | AristaMD, Inc. | DE | NIA | Cigna Ventures, LLC | Ownership | 11.100 | Cigna Corporation | N | |
| .0901 | Cigna Group | | 86-3581583 | | | | Arizona Health Plan, Inc. | AZ | NIA | Healthsource, Inc. | Ownership | 100.000 | Cigna Corporation | N | |
| .0901 | Cigna Group | | 00-0000000 | | | | Ascent Health Services LLC | DE | NIA | Cigna Spruce Holdings GmbH | Ownership | 80.000 | Cigna Corporation | N | |
| .0901 | Cigna Group | | 81-0585518 | | | | Benefit Management Corp. | MT | NIA | Connecticut General Corporation | Ownership | 100.000 | Cigna Corporation | N | |
| .0901 | Cigna Group | | 81-2650133 | | | | Berewick Apartments LLC | DE | NIA | Cigna Affiliates Realty Investment Group, LLC | Ownership | 85.000 | Cigna Corporation | N | |
| .0901 | Cigna Group | | 43-1815573 | | | | Biopartners in Care, Inc. | MO | NIA | Accredo Health, Incorporated | Ownership | 100.000 | Cigna Corporation | N | |
| .0901 | Cigna Group | | 06-1522976 | | | | Blodgett & Hazard Limited | GBR | NIA | Cigna Re Corporation | Ownership | 100.000 | Cigna Corporation | N | |
| .0901 | Cigna Group | 10095 | 52-2259087 | | | | Bravo Health Mid-Atlantic, Inc. | MD | IA | NewQuest Management Northeast, LLC | Ownership | 100.000 | Cigna Corporation | N | |
| .0901 | Cigna Group | 11524 | 52-2363406 | | | | Bravo Health Pennsylvania, Inc. | PA | IA | NewQuest Management Northeast, LLC | Ownership | 100.000 | Cigna Corporation | N | |
| .0901 | Cigna Group | | 27-1713977 | | | | Brighter, Inc. | DE | NIA | Connecticut General Corporation | Ownership | 100.000 | Cigna Corporation | N | |
| .0901 | Cigna Group | | 46-4918521 | | | | Buoy Health, Inc. | DE | NIA | Cigna Ventures, LLC | Ownership | 12.200 | Cigna Corporation | N | |
| .0901 | Cigna Group | | 61-1162797 | | | | Care Continuum, Inc. | KY | NIA | SpectraCare Health Care Ventures, Inc. | Ownership | 100.000 | Cigna Corporation | N | |
| .0901 | Cigna Group | | 85-0954556 | | | | CareAllies Accountable Care Collaborative LLC | DE | NIA | CareAllies, Inc. | Ownership | 100.000 | Cigna Corporation | N | |
| .0901 | Cigna Group | | 85-0935554 | | | | CareAllies Accountable Care Network LLC | DE | NIA | CareAllies, Inc. | Ownership | 100.000 | Cigna Corporation | N | |
| .0901 | Cigna Group | | 26-0180898 | | | | CareAllies, Inc. | DE | NIA | Cigna Holdings, Inc. | Ownership | 100.000 | Cigna Corporation | N | |
| .0901 | Cigna Group | | 81-2760646 | | | | CareAllies, LLC | DE | NIA | Connecticut General Life Insurance Company | Ownership | 100.000 | Cigna Corporation | N | |
| .0901 | Cigna Group | | 14-1831391 | | | | CareCore National, LLC | NY | NIA | MedSolutions Holdings, Inc. | Ownership | 100.000 | Cigna Corporation | N | |
| .0901 | Cigna Group | 10144 | 20-1089572 | | | | CareCore NJ, LLC | NJ | IA | eviCore healthcare MSI, LLC | Ownership | 100.000 | Cigna Corporation | N | |
| .0901 | Cigna Group | | 45-2681649 | | | | CarePlexus, LLC | DE | NIA | Cigna Health and Life Insurance Company | Ownership | 100.000 | Cigna Corporation | N | |
| .0901 | Cigna Group | | 83-1400586 | | | | CARING 18th & Salmon Investor LLC | DE | NIA | Cigna Affiliates Realty Investment Group, LLC | Ownership | 100.000 | Cigna Corporation | N | |
| .0901 | Cigna Group | | 83-2562994 | | | | CARING 500 Ygnacio Investor LLC | DE | NIA | Cigna Affiliates Realty Investment Group, LLC | Ownership | 100.000 | Cigna Corporation | N | |
| .0901 | Cigna Group | | 84-1960231 | | | | CARING 3130 Investor LLC | DE | NIA | Cigna Affiliates Realty Investment Group, LLC | Ownership | 100.000 | Cigna Corporation | N | |
| .0901 | Cigna Group | | 83-2318410 | | | | CARING 9171 Wilshire Investor LLC | DE | NIA | Cigna Affiliates Realty Investment Group, LLC | Ownership | 100.000 | Cigna Corporation | N | |
| .0901 | Cigna Group | | 83-2851501 | | | | CARING Alta Englewood Investor LLC | DE | NIA | Cigna Affiliates Realty Investment Group, LLC | Ownership | 100.000 | Cigna Corporation | N | |

SCHEDULE Y
PART 1A - DETAIL OF INSURANCE HOLDING COMPANY SYSTEM

| 1 | 2 | 3 | 4 | 5 | 6 | 7 | 8 | 9 | 10 | 11 | 12 | 13 | 14 | 15 | 16 |
|------------|-------------|-------------------|------------|--------------|-----|------------------------------------------------------------------------|---------------------------------------------|-----------------------|-----------------------------------|------------------------------------------------|------------------------------------------------------------------------------------|----------------------------------------------|--------------------------------------------|-----------------------------------|----|
| Group Code | Group Name | NAIC Company Code | ID Number | Federal RSSD | CIK | Name of Securities Exchange if Publicly Traded (U.S. or International) | Names of Parent, Subsidiaries Or Affiliates | Domi-ciliary Location | Relation-ship to Reporting Entity | Directly Controlled by (Name of Entity/Person) | Type of Control (Ownership, Board, Management, Attorney-in-Fact, Influence, Other) | If Control is Owner-ship Provide Percen-tage | Ultimate Controlling Entity(ies)/Person(s) | Is an SCA Filing Re-quired? (Y/N) | * |
| 0901 | Cigna Group | | 85-2966766 | | | | CARING Alta Leander Investor LLC | DE | NIA | Cigna Affiliates Realty Investment Group, LLC | Ownership | 100.000 | Cigna Corporation | N | |
| 0901 | Cigna Group | | 83-2563284 | | | | CARING Alta Woodson Investor LLC | DE | NIA | Cigna Affiliates Realty Investment Group, LLC | Ownership | 100.000 | Cigna Corporation | N | |
| 0901 | Cigna Group | | 85-2966766 | | | | CARING Avondale Investor LLC | DE | NIA | Cigna Affiliates Realty Investment Group, LLC | Ownership | 100.000 | Cigna Corporation | N | |
| 0901 | Cigna Group | | 32-0570889 | | | | CARING Capitol Hill GP LLC | DE | NIA | Cigna Affiliates Realty Investment Group, LLC | Ownership | 100.000 | Cigna Corporation | N | |
| 0901 | Cigna Group | | 37-1903297 | | | | CARING Capitol Hill LP LLC | DE | NIA | Cigna Affiliates Realty Investment Group, LLC | Ownership | 100.000 | Cigna Corporation | N | |
| 0901 | Cigna Group | | 83-2851364 | | | | CARING Century Plaza Investor LLC | DE | NIA | Cigna Affiliates Realty Investment Group, LLC | Ownership | 100.000 | Cigna Corporation | N | |
| 0901 | Cigna Group | | 83-2318370 | | | | CARING Dulles Town Center Investor LLC | DE | NIA | Cigna Affiliates Realty Investment Group, LLC | Ownership | 100.000 | Cigna Corporation | N | |
| 0901 | Cigna Group | | 83-3701937 | | | | CARING Firestone Investor LLC | DE | NIA | Cigna Affiliates Realty Investment Group, LLC | Ownership | 100.000 | Cigna Corporation | N | |
| 0901 | Cigna Group | | | | | | CARING JA Lofts Investor LP LLC | DE | NIA | Cigna Affiliates Realty Investment Group, LLC | Ownership | 100.000 | Cigna Corporation | N | |
| 0901 | Cigna Group | | | | | | CARING JA Lofts Investor GP LLC | DE | NIA | Cigna Affiliates Realty Investment Group, LLC | Ownership | 100.000 | Cigna Corporation | N | |
| 0901 | Cigna Group | | 83-2318233 | | | | CARING Heights at Bear Creek Investor LLC | DE | NIA | Cigna Affiliates Realty Investment Group, LLC | Ownership | 100.000 | Cigna Corporation | N | |
| 0901 | Cigna Group | | 83-1400482 | | | | CARING Hillcrest Investor LLC | DE | NIA | Cigna Affiliates Realty Investment Group, LLC | Ownership | 100.000 | Cigna Corporation | N | |
| 0901 | Cigna Group | | 84-4410554 | | | | CARING IBP Investor LLC | DE | NIA | Cigna Affiliates Realty Investment Group, LLC | Ownership | 100.000 | Cigna Corporation | N | |
| 0901 | Cigna Group | | 85-1961034 | | | | CARING Interbay Investor GP LLC | DE | NIA | Cigna Affiliates Realty Investment Group, LLC | Ownership | 100.000 | Cigna Corporation | N | |
| 0901 | Cigna Group | | 85-1984627 | | | | CARING Interbay Investor LP LLC | DE | NIA | Cigna Affiliates Realty Investment Group, LLC | Ownership | 100.000 | Cigna Corporation | N | |
| 0901 | Cigna Group | | 83-2339522 | | | | CARING Mallory Square Investor LLC | DE | NIA | Cigna Affiliates Realty Investment Group, LLC | Ownership | 100.000 | Cigna Corporation | N | |
| 0901 | Cigna Group | | 83-2563138 | | | | CARING Soma Investor LLC | DE | NIA | Cigna Affiliates Realty Investment Group, LLC | Ownership | 100.000 | Cigna Corporation | N | |
| 0901 | Cigna Group | | 83-2633790 | | | | CARING Alexan Enclave Investor LLC | DE | NIA | Cigna Affiliates Realty Investment Group, LLC | Ownership | 100.000 | Cigna Corporation | N | |
| 0901 | Cigna Group | | 83-2633886 | | | | CARING Orange Collection Investor LLC | DE | NIA | Cigna Affiliates Realty Investment Group, LLC | Ownership | 100.000 | Cigna Corporation | N | |
| 0901 | Cigna Group | | 83-8294933 | | | | CARING South Coast Subsidiary LLC | DE | NIA | Cigna Affiliates Realty Investment Group, LLC | Ownership | 100.000 | Cigna Corporation | N | |
| 0901 | Cigna Group | | 38-4085763 | | | | CARING Westcore Holding Investor LLC | DE | NIA | Cigna Affiliates Realty Investment Group, LLC | Ownership | 100.000 | Cigna Corporation | N | |
| 0901 | Cigna Group | | 83-3923178 | | | | CARING XR International Investor LLC | DE | NIA | Cigna Affiliates Realty Investment Group, LLC | Ownership | 100.000 | Cigna Corporation | N | |
| 0901 | Cigna Group | | 83-4317078 | | | | CARING XR 2 International Investor LLC | DE | NIA | Cigna Affiliates Realty Investment Group, LLC | Ownership | 100.000 | Cigna Corporation | N | |
| 0901 | Cigna Group | | 84-1843578 | | | | CGGL XR 2 International JV LLC | DE | NIA | CARING XR 2 International Investor LLC | Ownership | 90.000 | Cigna Corporation | N | |
| 0901 | Cigna Group | | 84-1843578 | | | | CGGL XR 2 International Mezz LLC | DE | NIA | CARING XR 2 International Investor LLC | Ownership | 90.000 | Cigna Corporation | N | |
| 0901 | Cigna Group | | 45-2604992 | | | | CCN NMO, LLC | NY | NIA | eviCore healthcare MSI, LLC | Ownership | 100.000 | Cigna Corporation | N | |
| 0901 | Cigna Group | | 33-1039759 | | | | CCN-INVY IPA, LLC | NY | NIA | eviCore healthcare MSI, LLC | Ownership | 100.000 | Cigna Corporation | N | |
| 0901 | Cigna Group | | 34-1970892 | | | | Ceres Sales of Ohio, LLC | OH | NIA | Cigna Health and Life Insurance Company | Ownership | 100.000 | Cigna Corporation | N | |
| 0901 | Cigna Group | | 06-1332403 | | | | CG Individual Tax Benefit Payments, Inc. | DE | NIA | Connecticut General Corporation | Ownership | 100.000 | Cigna Corporation | N | |
| 0901 | Cigna Group | | 06-1332405 | | | | CG Life Pension Benefits Payments, Inc. | DE | NIA | Connecticut General Corporation | Ownership | 100.000 | Cigna Corporation | N | |
| 0901 | Cigna Group | | 06-1332401 | | | | CG LINA Pension Benefits Payments, Inc. | DE | NIA | Connecticut General Corporation | Ownership | 100.000 | Cigna Corporation | N | |

SCHEDULE Y
PART 1A - DETAIL OF INSURANCE HOLDING COMPANY SYSTEM

| 1 | 2 | 3 | 4 | 5 | 6 | 7 | 8 | 9 | 10 | 11 | 12 | 13 | 14 | 15 | 16 |
|------------|-------------|-------------------|------------|--------------|------------|------------------------------------------------------------------------|------------------------------------------------------------------------|-----------------------|-----------------------------------|------------------------------------------------|------------------------------------------------------------------------------------|---------------------------------------------|--------------------------------------------|-----------------------------------|----|
| Group Code | Group Name | NAIC Company Code | ID Number | Federal RSSD | CIK | Name of Securities Exchange if Publicly Traded (U.S. or International) | Names of Parent, Subsidiaries Or Affiliates | Domi-ciliary Location | Relation-ship to Reporting Entity | Directly Controlled by (Name of Entity/Person) | Type of Control (Ownership, Board, Management, Attorney-in-Fact, Influence, Other) | If Control is Ownership Provide Percen-tage | Ultimate Controlling Entity(ies)/Person(s) | Is an SCA Filing Re-quired? (Y/N) | * |
| .0901 | Cigna Group | | 84-2083351 | | | | CG-AQ 477 South Market Street LLC | .DE | NIA | CARING Firestone Investor LLC | Ownership | 85.000 | Cigna Corporation | .N | |
| .0901 | Cigna Group | | 84-4773972 | | | | CG-LEDO IBP Venture LLC | .DE | NIA | CARING IBP Investor LLC | Ownership | 90.000 | Cigna Corporation | .N | |
| .0901 | Cigna Group | | 84-4747045 | | | | CG-LEDO IBP I LLC | .DE | NIA | CARING IBP Investor LLC | Ownership | 90.000 | Cigna Corporation | .N | |
| .0901 | Cigna Group | | 84-4755025 | | | | CG-LEDO IBP II LLC | .DE | NIA | CARING IBP Investor LLC | Ownership | 90.000 | Cigna Corporation | .N | |
| .0901 | Cigna Group | | 83-2993316 | | | | CG-Muller 550 Winchester, LLC | .DE | NIA | CARING Century Plaza Investor LLC | Ownership | 90.000 | Cigna Corporation | .N | |
| .0901 | Cigna Group | | 45-5499889 | | | | CG Seventh Street, LLC | .DE | NIA | Cigna Affiliates Realty Investment Group, LLC | Ownership | 87.500 | Cigna Corporation | .N | |
| .0901 | Cigna Group | | 82-1280312 | | | | CG/Wood Alta 601, LLC | .DE | NIA | Cigna Affiliates Realty Investment Group, LLC | Ownership | 90.000 | Cigna Corporation | .N | |
| .0901 | Cigna Group | | 85-2233381 | | | | CG/Wood Alta Leander Station, LLC | .DE | NIA | CARING Alta Leander Investor LLC | Ownership | 90.000 | Cigna Corporation | .N | |
| .0901 | Cigna Group | | 81-3281922 | | | | CGGL Chapman LLC | .DE | NIA | CGGL Orange Collection LLC | Ownership | 90.000 | Cigna Corporation | .N | |
| .0901 | Cigna Group | | 81-3313562 | | | | CGGL City Parkway LLC | .DE | NIA | CGGL Orange Collection LLC | Ownership | 90.000 | Cigna Corporation | .N | |
| .0901 | Cigna Group | | 61-1797835 | | | | CGGL Orange Collection LLC | .DE | NIA | Cigna Affiliates Realty Investment Group, LLC | Ownership | 90.000 | Cigna Corporation | .N | |
| .0901 | Cigna Group | | 00-0000000 | | | | CGGL Orange Collection Mezz LLC | .DE | NIA | CARING Orange Collection Investor LLC | Ownership | 100.000 | Cigna corporation | .N | |
| .0901 | Cigna Group | | 84-1921719 | | | | CGGL XR International LLC | .DE | NIA | CARING XR International Investor LLC | Ownership | 90.000 | Cigna Corporation | .N | |
| .0901 | Cigna Group | | 84-1843578 | | | | CGGL XR 2 International LLC | .DE | NIA | CARING XR 2 International Investor LLC | Ownership | 90.000 | Cigna Corporation | .N | |
| .0901 | Cigna Group | | 00-0000000 | | | | CGO Participatos LTDA | .BRA | NIA | Cigna Global Holdings, Inc. | Ownership | 99.780 | Cigna Corporation | .N | |
| .0901 | Cigna Group | | 59-3466707 | | | | Chiro Alliance Corporation | .FL | NIA | eviCore healthcare MSI, LLC | Ownership | 100.000 | Cigna Corporation | .N | |
| .0901 | Cigna Group | | 81-3389374 | | | | CIG-LEI Ygnacio Associates LLC | .DE | NIA | Cigna Affiliates Realty Investment Group, LLC | Ownership | 90.000 | Cigna Corporation | .N | |
| .0901 | Cigna Group | | 82-4774243 | | | | CI-GS Portland, LLC | .DE | NIA | CARING 18th & Salmon Investor LLC | Ownership | 86.200 | cigna Corporation | .N | |
| .0901 | Cigna Group | | 82-1612980 | | | | CI-GS Hillcrest LLC | .DE | NIA | CARING Hillcrest Investor LLC | Ownership | 90.000 | Cigna Corporation | .N | |
| .0901 | Cigna Group | | 00-0000000 | | | | Cigna & CMB Asset Management Company Limited | .CHN | NIA | Cigna & CMB Life Insurance Company Limited | Ownership | 87.350 | Cigna Corporation | .N | |
| .0901 | Cigna Group | | 00-0000000 | | | | Cigna & CMB Health Services Company, Ltd. | .CHN | NIA | Cigna & CMB Life Insurance Company Limited | Ownership | 100.000 | Cigna Corporation | .N | |
| .0901 | Cigna Group | | 00-0000000 | | | | Cigna & CMB Life Insurance Company Limited | .CHN | IA | Cigna Health and Life Insurance Company | Ownership | 50.000 | Cigna Corporation | .N | |
| .0901 | Cigna Group | | 00-0000000 | | | | CIGNA 2000 UK Pension LTD | .GBR | NIA | Cigna European Services (UK) Limited | Ownership | 100.000 | Cigna Corporation | .N | |
| .0901 | Cigna Group | | 27-5402196 | | | | Cigna Affiliates Realty Investment Group, LLC | .DE | NIA | Connecticut General Life Insurance Company | Ownership | 100.000 | Cigna Corporation | .N | |
| .0901 | Cigna Group | | 00-0000000 | | | | Cigna Alder Holdings, LLC | .DE | NIA | Cigna Apac Holdings, Ltd. | Ownership | 100.000 | Cigna Corporation | .N | |
| .0901 | Cigna Group | | 00-0000000 | | | | Cigna Apac Holdings, Ltd. | .BMU | NIA | Cigna Palmetto Holdings, Ltd. | Ownership | 100.000 | Cigna Corporation | .N | |
| .0901 | Cigna Group | 13733 | 03-0452349 | | | | Cigna Arbor Life Insurance Company | .CT | IA | Connecticut General Corporation | Ownership | 100.000 | Cigna Corporation | .N | |
| .0901 | Cigna Group | | 98-1181787 | | | | Cigna Beechwood Holdings | .BEL | NIA | Cigna Elmwood Holdings, SPRL | Ownership | 51.000 | Cigna Corporation | .N | |
| .0901 | Cigna Group | | 94-3107309 | | | | Cigna Behavioral Health of California, Inc. | .CA | NIA | Cigna Behavioral Health, Inc. | Ownership | 100.000 | Cigna Corporation | .N | |
| .0901 | Cigna Group | | 75-2751090 | | | | Cigna Behavioral Health of Texas, Inc. | .TX | NIA | Cigna Behavioral Health, Inc. | Ownership | 100.000 | Cigna Corporation | .N | |
| .0901 | Cigna Group | | 41-1648670 | | | | Cigna Behavioral Health, Inc. | .MN | NIA | Connecticut General Corporation | Ownership | 100.000 | Cigna Corporation | .N | |
| .0901 | Cigna Group | | 00-0000000 | | | | Cigna Bellevue Alpha LLC | .DE | NIA | Cigna Holdings Overseas, Inc. | Ownership | 100.000 | Cigna Corporation | .N | |
| .0901 | Cigna Group | | 02-0515554 | | | | Cigna Benefit Technology Solutions, Inc. | .DE | NIA | Cigna Health Corporation | Ownership | 100.000 | Cigna Corporation | .N | |
| .0901 | Cigna Group | | 01-0947889 | | 0001489070 | | Cigna Benefits Financing, Inc. | .DE | NIA | Cigna Investments, Inc. | Ownership | 100.000 | Cigna Corporation | .N | |
| .0901 | Cigna Group | | 00-0000000 | | | | Cigna Brokerage & Marketing (Thailand) Limited | .THA | NIA | RHP Thailand Limited | Ownership | 53.250 | Cigna Corporation | .N | |
| .0901 | Cigna Group | | 00-0000000 | | | | Cigna Cedar Holdings, Ltd. | .MLT | NIA | Cigna Apac Holdings, Ltd. | Ownership | 100.000 | Cigna Corporation | .N | |
| .0901 | Cigna Group | | 98-1137759 | | | | Cigna Chestnut Holdings, Ltd. | .GBR | NIA | Cigna Walnut Holdings, Ltd. | Ownership | 100.000 | Cigna Corporation | .N | |
| .0901 | Cigna Group | | 27-3396038 | | | | Cigna Corporate Services, LLC | .DE | NIA | Cigna Health and Life Insurance Company | Ownership | 100.000 | Cigna Corporation | .N | |
| .0901 | Cigna Group | | 82-4991898 | | 1739940 | US | Cigna Corporation (A Delaware corporation and ultimate parent company) | .DE | UIP | Publicly Traded | Ownership | 100.000 | Publicly Traded | .N | |
| .0901 | Cigna Group | | 00-0000000 | | | | Cigna Data Services (Shanghai) Company Limited | .CHN | NIA | Cigna Hong Kong Holdings Company Limited | Ownership | 100.000 | Cigna Corporation | .N | |
| .0901 | Cigna Group | | 59-2600475 | | | | Cigna Dental Health Of California, Inc. | .CA | NIA | Cigna Dental Health, Inc. | Ownership | 100.000 | Cigna Corporation | .N | |
| .0901 | Cigna Group | 11175 | 59-2675861 | | | | Cigna Dental Health Of Colorado, Inc. | .CO | IA | Cigna Dental Health, Inc. | Ownership | 100.000 | Cigna Corporation | .N | |
| .0901 | Cigna Group | 95380 | 59-2676987 | | | | Cigna Dental Health Of Delaware, Inc. | .DE | IA | Cigna Dental Health, Inc. | Ownership | 100.000 | Cigna Corporation | .N | |
| .0901 | Cigna Group | 52021 | 59-1611217 | | | | Cigna Dental Health Of Florida, Inc. | .FL | IA | Cigna Dental Health, Inc. | Ownership | 100.000 | Cigna Corporation | .N | |

SCHEDULE Y
PART 1A - DETAIL OF INSURANCE HOLDING COMPANY SYSTEM

| 1 | 2 | 3 | 4 | 5 | 6 | 7 | 8 | 9 | 10 | 11 | 12 | 13 | 14 | 15 | 16 |
|------------|-------------|-------------------|------------|--------------|-----|------------------------------------------------------------------------|-----------------------------------------------|-----------------------|-----------------------------------|------------------------------------------------|------------------------------------------------------------------------------------|---------------------------------------------|--------------------------------------------|-----------------------------------|----|
| Group Code | Group Name | NAIC Company Code | ID Number | Federal RSSD | CIK | Name of Securities Exchange if Publicly Traded (U.S. or International) | Names of Parent, Subsidiaries Or Affiliates | Domi-ciliary Location | Relation-ship to Reporting Entity | Directly Controlled by (Name of Entity/Person) | Type of Control (Ownership, Board, Management, Attorney-in-Fact, Influence, Other) | If Control is Ownership Provide Percen-tage | Ultimate Controlling Entity(ies)/Person(s) | Is an SCA Filing Re-quired? (Y/N) | * |
| .0901 | Cigna Group | | 06-1351097 | | | | Cigna Dental Health of Illinois, Inc. | IL | NIA | Cigna Dental Health, Inc. | Ownership | 100.000 | Cigna Corporation | N | |
| .0901 | Cigna Group | 52024 | 59-2625350 | | | | Cigna Dental Health Of Kansas, Inc. | KS | IA | Cigna Dental Health, Inc. | Ownership | 100.000 | Cigna Corporation | N | |
| .0901 | Cigna Group | 52108 | 59-2619589 | | | | Cigna Dental Health Of Kentucky, Inc. | KY | IA | Cigna Dental Health, Inc. | Ownership | 100.000 | Cigna Corporation | N | |
| .0901 | Cigna Group | 48119 | 20-2844020 | | | | Cigna Dental Health Of Maryland, Inc. | MD | IA | Cigna Dental Health, Inc. | Ownership | 100.000 | Cigna Corporation | N | |
| .0901 | Cigna Group | 11160 | 06-1582068 | | | | Cigna Dental Health Of Missouri, Inc. | MO | IA | Cigna Dental Health, Inc. | Ownership | 100.000 | Cigna Corporation | N | |
| .0901 | Cigna Group | 11167 | 59-2308062 | | | | Cigna Dental Health Of New Jersey, Inc. | NJ | IA | Cigna Dental Health, Inc. | Ownership | 100.000 | Cigna Corporation | N | |
| .0901 | Cigna Group | 95179 | 56-1803464 | | | | Cigna Dental Health Of North Carolina, Inc. | NC | IA | Cigna Dental Health, Inc. | Ownership | 100.000 | Cigna Corporation | N | |
| .0901 | Cigna Group | 47805 | 59-2579774 | | | | Cigna Dental Health Of Ohio, Inc. | OH | | Cigna Dental Health, Inc. | Ownership | 100.000 | Cigna Corporation | N | |
| .0901 | Cigna Group | 47041 | 52-1220578 | | | | Cigna Dental Health Of Pennsylvania, Inc. | PA | IA | Cigna Dental Health, Inc. | Ownership | 100.000 | Cigna Corporation | N | |
| .0901 | Cigna Group | 95037 | 59-2676977 | | | | Cigna Dental Health Of Texas, Inc. | TX | IA | Cigna Dental Health, Inc. | Ownership | 100.000 | Cigna Corporation | N | |
| .0901 | Cigna Group | 52617 | 52-2188914 | | | | Cigna Dental Health Of Virginia, Inc. | VA | IA | Cigna Dental Health, Inc. | Ownership | 100.000 | Cigna Corporation | N | |
| .0901 | Cigna Group | 47013 | 86-0807222 | | | | Cigna Dental Health Plan Of Arizona, Inc. | AZ | IA | Cigna Dental Health, Inc. | Ownership | 100.000 | Cigna Corporation | N | |
| .0901 | Cigna Group | | 59-2308055 | | | | Cigna Dental Health, Inc. | FL | UDP | Connecticut General Corporation | Ownership | 100.000 | Cigna Corporation | N | |
| .0901 | Cigna Group | | 58-1136865 | | | | Cigna Direct Marketing Company, Inc. | DE | NIA | Connecticut General Corporation | Ownership | 100.000 | Cigna Corporation | N | |
| .0901 | Cigna Group | | 98-1155943 | | | | Cigna Elmwood Holdings, SPRL | BEL | NIA | Cigna Myrtle Holdings, Ltd. | Ownership | 100.000 | Cigna Corporation | N | |
| .0901 | Cigna Group | | 00-0000000 | | | | Cigna Europe Insurance Company S.A.-N.V. | BEL | IA | Cigna Beechwood Holdings | Ownership | 99.999 | Cigna Corporation | N | |
| .0901 | Cigna Group | | 00-0000000 | | | | Cigna European Services (UK) Limited | GBR | NIA | Cigna Elmwood Holdings, SPRL | Ownership | 100.000 | Cigna Corporation | N | |
| .0901 | Cigna Group | | 62-1724116 | | | | Cigna Federal Benefits, Inc. | DE | NIA | Connecticut General Corporation | Ownership | 100.000 | Cigna Corporation | N | |
| .0901 | Cigna Group | | 00-0000000 | | | | Cigna Finans EmeKlilik Ve Hayat A.S. | TUR | NIA | Cigna Nederland Gamma, B.V. | Ownership | 51.000 | Cigna Corporation | N | |
| .0901 | Cigna Group | | 51-0389196 | | | | Cigna Global Holdings, Inc. | DE | NIA | Cigna Holdings, Inc. | Ownership | 100.000 | Cigna Corporation | N | |
| .0901 | Cigna Group | | 68-0676638 | | | | Cigna Global Insurance Company Limited | GGY | IA | Cigna Holdings Overseas, Inc. | Ownership | 99.990 | Cigna Corporation | N | |
| .0901 | Cigna Group | | 98-0210110 | | | | Cigna Global Reinsurance Company, Ltd. | BMU | IA | Cigna Global Holdings, Inc. | Ownership | 100.000 | Cigna Corporation | N | |
| .0901 | Cigna Group | | | | | | Cigna Global Wellbeing Holdings Limited | GBR | NIA | Connecticut General Corporation | Ownership | 70.000 | Cigna Corporation | N | |
| .0901 | Cigna Group | | | | | | Cigna Global Wellbeing Solutions Limited | GBR | NIA | Cigna Global Wellbeing Holdings Limited | Ownership | 100.000 | Cigna Corporation | N | |
| | | | | | | | Connecticut General Life Insurance Company | | | | | | | | |
| .0901 | Cigna Group | 67369 | 59-1031071 | | | | Cigna Health and Life Insurance Company | CT | IA | | Ownership | 100.000 | Cigna Corporation | N | |
| .0901 | Cigna Group | | 62-1312478 | | | | Cigna Health Corporation | DE | NIA | Connecticut General Corporation | Ownership | 100.000 | Cigna Corporation | N | |
| .0901 | Cigna Group | | 23-1728483 | | | | Cigna Health Management, Inc. | DE | NIA | Connecticut General Corporation | Ownership | 100.000 | Cigna Corporation | N | |
| .0901 | Cigna Group | | 00-0000000 | | | | Cigna Health Solution India Pvt. Ltd. | IND | NIA | Cigna Holdings Overseas, Inc. | Ownership | 99.900 | Cigna Corporation | N | |
| .0901 | Cigna Group | | 23-2741293 | | | | Cigna Healthcare Benefits, Inc. | DE | NIA | Connecticut General Corporation | Ownership | 100.000 | Cigna Corporation | N | |
| .0901 | Cigna Group | | 84-0985843 | | | | Cigna Healthcare Holdings, Inc. | CO | NIA | Connecticut General Corporation | Ownership | 100.000 | Cigna Corporation | N | |
| .0901 | Cigna Group | 95599 | 52-1404350 | | | | Cigna HealthCare Mid-Atlantic, Inc. | MD | NIA | Healthsource, Inc. | Ownership | 100.000 | Cigna Corporation | N | |
| .0901 | Cigna Group | 95125 | 86-0334392 | | | | Cigna HealthCare of Arizona, Inc. | AZ | IA | Healthsource, Inc. | Ownership | 100.000 | Cigna Corporation | N | |
| .0901 | Cigna Group | | 95-3310115 | | | | Cigna HealthCare of California, Inc. | CA | NIA | Healthsource, Inc. | Ownership | 100.000 | Cigna Corporation | N | |
| .0901 | Cigna Group | 95604 | 84-1004500 | | | | Cigna HealthCare of Colorado, Inc. | CO | IA | Healthsource, Inc. | Ownership | 100.000 | Cigna Corporation | N | |
| .0901 | Cigna Group | 95660 | 06-1141174 | | | | Cigna HealthCare of Connecticut, Inc. | CT | IA | Healthsource, Inc. | Ownership | 100.000 | Cigna Corporation | N | |
| .0901 | Cigna Group | 95136 | 59-2089259 | | | | Cigna HealthCare of Florida, Inc. | FL | IA | Healthsource, Inc. | Ownership | 100.000 | Cigna Corporation | N | |
| .0901 | Cigna Group | 96229 | 58-1641057 | | | | Cigna HealthCare of Georgia, Inc. | GA | IA | Healthsource, Inc. | Ownership | 100.000 | Cigna Corporation | N | |
| .0901 | Cigna Group | 95602 | 36-3385638 | | | | Cigna HealthCare of Illinois, Inc. | IL | IA | Healthsource, Inc. | Ownership | 100.000 | Cigna Corporation | N | |
| .0901 | Cigna Group | 95525 | 35-1679172 | | | | Cigna HealthCare of Indiana, Inc. | IN | IA | Healthsource, Inc. | Ownership | 100.000 | Cigna Corporation | N | |
| .0901 | Cigna Group | 95477 | 01-0418220 | | | | Cigna HealthCare of Maine, Inc. | ME | NIA | Healthsource, Inc. | Ownership | 100.000 | Cigna Corporation | N | |
| .0901 | Cigna Group | 95220 | 02-0402111 | | | | Cigna HealthCare of Massachusetts, Inc. | MA | NIA | Healthsource, Inc. | Ownership | 100.000 | Cigna Corporation | N | |
| .0901 | Cigna Group | 95493 | 02-0387749 | | | | Cigna HealthCare of New Hampshire, Inc. | NH | IA | Healthsource, Inc. | Ownership | 100.000 | Cigna Corporation | N | |
| .0901 | Cigna Group | 95500 | 22-2720890 | | | | Cigna HealthCare of New Jersey, Inc. | NJ | IA | Healthsource, Inc. | Ownership | 100.000 | Cigna Corporation | N | |
| .0901 | Cigna Group | 95132 | 56-1479515 | | | | Cigna HealthCare of North Carolina, Inc. | NC | IA | Healthsource, Inc. | Ownership | 100.000 | Cigna Corporation | N | |
| .0901 | Cigna Group | 95121 | 23-2301807 | | | | Cigna HealthCare of Pennsylvania, Inc. | PA | NIA | Healthsource, Inc. | Ownership | 100.000 | Cigna Corporation | N | |
| .0901 | Cigna Group | 95708 | 06-1185590 | | | | Cigna HealthCare of South Carolina, Inc. | SC | IA | Healthsource, Inc. | Ownership | 100.000 | Cigna Corporation | N | |
| .0901 | Cigna Group | 95635 | 36-3359925 | | | | Cigna HealthCare of St. Louis, Inc. | MO | IA | Healthsource, Inc. | Ownership | 100.000 | Cigna Corporation | N | |
| .0901 | Cigna Group | 95606 | 62-1218053 | | | | Cigna HealthCare of Tennessee, Inc. | TN | IA | Healthsource, Inc. | Ownership | 100.000 | Cigna Corporation | N | |
| .0901 | Cigna Group | 95383 | 74-2767437 | | | | Cigna HealthCare of Texas, Inc. | TX | IA | Healthsource, Inc. | Ownership | 100.000 | Cigna Corporation | N | |
| .0901 | Cigna Group | 95518 | 62-1230908 | | | | Cigna HealthCare of Utah, Inc. | UT | NIA | Healthsource, Inc. | Ownership | 100.000 | Cigna Corporation | N | |
| .0901 | Cigna Group | | 02-0495422 | | | | Cigna Healthcare, Inc. | VT | NIA | Cigna Healthcare Holdings, Inc. | Ownership | 100.000 | Cigna Corporation | N | |
| | | | | | | | Cigna HLA Technology Services Company Limited | | | | | | | | |
| .0901 | Cigna Group | | 00-0000000 | | | | | HKG | NIA | Cigna Hong Kong Holdings Company Limited | Ownership | 100.000 | Cigna Corporation | N | |

SCHEDULE Y
PART 1A - DETAIL OF INSURANCE HOLDING COMPANY SYSTEM

| 1 | 2 | 3 | 4 | 5 | 6 | 7 | 8 | 9 | 10 | 11 | 12 | 13 | 14 | 15 | 16 |
|------------|-------------|-------------------|------------|--------------|-----|------------------------------------------------------------------------|--------------------------------------------------------------|-----------------------|-----------------------------------|------------------------------------------------|------------------------------------------------------------------------------------|---------------------------------------------|--------------------------------------------|-----------------------------------|----|
| Group Code | Group Name | NAIC Company Code | ID Number | Federal RSSD | CIK | Name of Securities Exchange if Publicly Traded (U.S. or International) | Names of Parent, Subsidiaries Or Affiliates | Domi-ciliary Location | Relation-ship to Reporting Entity | Directly Controlled by (Name of Entity/Person) | Type of Control (Ownership, Board, Management, Attorney-in-Fact, Influence, Other) | If Control is Ownership Provide Percen-tage | Ultimate Controlling Entity(ies)/Person(s) | Is an SCA Filing Re-quired? (Y/N) | * |
| .0901 | Cigna Group | | 06-1059331 | | | | Cigna Holding Company | .DE | UIP | Cigna Corporation | Ownership | 100.000 | Cigna Corporation | .N | |
| .0901 | Cigna Group | | 23-3009279 | | | | Cigna Holdings Overseas, Inc. | .DE | NIA | Cigna Global Reinsurance Company, Ltd. | Ownership | 100.000 | Cigna Corporation | .N | |
| .0901 | Cigna Group | | 06-1072796 | | | | Cigna Holdings, Inc. | .DE | UIP | Cigna Holding Company | Ownership | 100.000 | Cigna Corporation | .N | |
| .0901 | Cigna Group | | 00-0000000 | | | | Cigna Hong Kong Holdings Company Limited | .HKG | NIA | Cigna Chestnut Holdings, Ltd. | Ownership | 100.000 | Cigna Corporation | .N | |
| .0901 | Cigna Group | | 27-1903785 | | | | Cigna Insurance Agency, LLC | .CT | NIA | Cigna Health and Life Insurance Company | Ownership | 100.000 | Cigna Corporation | .N | |
| | | | | | | | Cigna Insurance Management Services (DIFC), Ltd. | .ARE | NIA | Cigna Apac Holdings, Ltd. | Ownership | 100.000 | Cigna Corporation | .N | |
| .0901 | Cigna Group | | 00-0000000 | | | | Cigna Insurance Middle East S.A.L. | .LBN | .IA | Cigna Cedar Holdings, Ltd. | Ownership | 100.000 | Cigna Corporation | .N | |
| .0901 | Cigna Group | | 00-0000000 | | | | Cigna Insurance Public Company Limited | .THA | .IA | KDM Thailand Limited | Ownership | 75.000 | Cigna Corporation | .N | |
| .0901 | Cigna Group | | 00-0000000 | | | | Cigna Insurance Services (Europe) Limited | .GBR | NIA | Cigna Willow Holdings, LTD. | Ownership | 100.000 | Cigna Corporation | .N | |
| .0901 | Cigna Group | | 23-2924152 | | | | Cigna Integratedcare, Inc. | .DE | NIA | Connecticut General Corporation | Ownership | 100.000 | Cigna Corporation | .N | |
| .0901 | Cigna Group | | 51-0402128 | | | | Cigna Intellectual Property, Inc. | .DE | NIA | Cigna Holdings, Inc. | Ownership | 100.000 | Cigna Corporation | .N | |
| .0901 | Cigna Group | | 51-0111677 | | | | Cigna International Corporation, Inc. | .DE | NIA | Cigna Global Holdings, Inc. | Ownership | 100.000 | Cigna Corporation | .N | |
| .0901 | Cigna Group | | 52-0291385 | | | | Cigna International Finance, Inc. | .DE | NIA | Cigna Investment Group, Inc. | Ownership | 100.000 | Cigna Corporation | .N | |
| | | | | | | | Cigna International Health Services Kenya Limited | .KEN | NIA | Cigna International Health Services, BVBA | Ownership | 100.000 | Cigna Corporation | .N | |
| | | | | | | | Cigna International Health Services Sdn. Bhd. | .MYS | NIA | Cigna Hong Kong Holdings Company Limited | Ownership | 100.000 | Cigna Corporation | .N | |
| .0901 | Cigna Group | | 00-0000000 | | | | Cigna International Health Services, BVBA | .BEL | NIA | Cigna Elmwood Holdings, Ltd. | Ownership | 51.000 | Cigna Corporation | .N | |
| .0901 | Cigna Group | | 00-0000000 | | | | Cigna International Health Services, LLC | .FL | NIA | Cigna International Health Services, BVBA | Ownership | 100.000 | Cigna Corporation | .N | |
| | | | | | | | Cigna International Marketing (Thailand) Limited | .THA | NIA | Cigna Global Holdings, Inc. | Ownership | 99.900 | Cigna Corporation | .N | |
| .0901 | Cigna Group | | 00-0000000 | | | | Cigna International Services Australia Pty Ltd. | .AUS | NIA | Cigna Chestnut Holdings, Ltd. | Ownership | 100.000 | Cigna Corporation | .N | |
| .0901 | Cigna Group | | 23-2610178 | | | | Cigna International Services, Inc. | .DE | NIA | Cigna Global Holdings, Inc. | Ownership | 100.000 | Cigna Corporation | .N | |
| .0901 | Cigna Group | | 06-1095823 | | | | Cigna Investment Group, Inc. | .DE | NIA | Cigna Holdings, Inc. | Ownership | 100.000 | Cigna Corporation | .N | |
| .0901 | Cigna Group | | 06-0861092 | | | | Cigna Investments, Inc. | .DE | NIA | Cigna Investment Group, Inc. | Ownership | 100.000 | Cigna Corporation | .N | |
| | | | | | | | Cigna Korea Chusik Heosa (A/K/A Cigna Korea Company Limited) | .KOR | NIA | Cigna Chestnut Holdings, Ltd. | Ownership | 100.000 | Cigna Corporation | .N | |
| .0901 | Cigna Group | | 98-1146864 | | | | Cigna Laurel Holdings, Ltd. | .BMU | NIA | Cigna Linden Holdings, Inc. | Ownership | 100.000 | Cigna Corporation | .N | |
| .0901 | Cigna Group | | 00-0000000 | | | | Cigna Legal Protection U.K. Ltd. | .GBR | NIA | Cigna Willow Holdings, LTD. | Ownership | 100.000 | Cigna Corporation | .N | |
| .0901 | Cigna Group | | AA-1560515 | | | | Cigna Life Insurance Company of Canada | .CAN | .IA | Cigna Chestnut Holdings, Ltd. | Ownership | 100.000 | Cigna Corporation | .N | |
| | | | | | | | Cigna Life Insurance Company of Europe S.A.-N.V. | .BEL | .IA | Cigna Beechwood Holdings | Ownership | 99.993 | Cigna Corporation | .N | |
| .0901 | Cigna Group | | AA-1240009 | | | | Cigna Life Insurance New Zealand Limited | .NZL | .IA | Cigna New Zealand Holdings Limited | Ownership | 100.000 | Cigna Corporation | .N | |
| .0901 | Cigna Group | | 00-0000000 | | | | Cigna Linden Holdings, Inc. | .DE | NIA | Cigna Holdings Overseas, Inc. | Ownership | 82.000 | Cigna Corporation | .N | |
| .0901 | Cigna Group | | 46-4110289 | | | | Cigna Magnolia Holdings, Ltd. | .BMU | NIA | Cigna Palmetto Holdings, Ltd. | Ownership | 100.000 | Cigna Corporation | .N | |
| .0901 | Cigna Group | | 98-1232512 | | | | Cigna Managed Care Benefits Company | .DE | NIA | Connecticut General Corporation | Ownership | 100.000 | Cigna Corporation | .N | |
| .0901 | Cigna Group | | 23-2741294 | | | | Cigna Myrtle Holdings, Ltd. | .MLT | NIA | Cigna Apac Holdings, Ltd. | Ownership | 74.560 | Cigna Corporation | .N | |
| .0901 | Cigna Group | | 98-1154657 | | | | Cigna National Health Insurance Company | .JHT | .IA | Cigna Health and Life Insurance Company | Ownership | 100.000 | Cigna Corporation | .N | |
| .0901 | Cigna Group | 61727 | 34-0970995 | | | | Cigna Nederland Gamma B.V. | .NLD | NIA | Cigna Walnut Holdings, Ltd. | Ownership | 100.000 | Cigna Corporation | .N | |
| .0901 | Cigna Group | | 00-0000000 | | | | Cigna New Zealand Holdings Limited | .NZL | NIA | Cigna Hong Kong Holdings Company Limited | Ownership | 100.000 | Cigna Corporation | .N | |
| .0901 | Cigna Group | | 00-0000000 | | | | Cigna Oak Holdings, Ltd. | .GBR | NIA | Cigna Elmwood Holdings, SPRL | Ownership | 100.000 | Cigna Corporation | .N | |
| | | | | | | | Connecticut General Life Insurance Company | | | | | | | | |
| .0901 | Cigna Group | | 32-0222252 | | | | Cigna Onsite Health, LLC | .DE | NIA | | Ownership | 100.000 | Cigna Corporation | .N | |
| .0901 | Cigna Group | | 98-1232443 | | | | Cigna Palmetto Holdings, Ltd. | .BMU | NIA | Cigna Laurel Holdings, Ltd. | Ownership | 100.000 | Cigna Corporation | .N | |
| .0901 | Cigna Group | | 46-4099800 | | | | Cigna Poplar Holdings, Inc. | .DE | NIA | Cigna Holdings Overseas, Inc. | Ownership | 100.000 | Cigna Corporation | .N | |
| .0901 | Cigna Group | | 06-1071502 | | | | Cigna RE Corporation | .DE | NIA | Connecticut General Corporation | Ownership | 100.000 | Cigna Corporation | .N | |
| .0901 | Cigna Group | | 06-1567902 | | | | Cigna Resource Manager, Inc. | .DE | NIA | Connecticut General Corporation | Ownership | 100.000 | Cigna Corporation | .N | |
| .0901 | Cigna Group | | 00-0000000 | | | | Cigna Spruce Holdings GmbH | .CHE | NIA | Cigna Chestnut Holdings, Ltd. | Ownership | 100.000 | Cigna Corporation | .N | |
| .0901 | Cigna Group | | 00-0000000 | | | | Cigna Taiwan Life Assurance Company Limited | .TWN | .IA | Cigna Apac Holdings, Ltd. | Ownership | 100.000 | Cigna Corporation | .N | |
| .0901 | Cigna Group | | 00-0000000 | | | | Cigna Teak Holdings, LLC | .DE | NIA | Cigna Global Holdings, Inc. | Ownership | 100.000 | Cigna Corporation | .N | |

ANNUAL STATEMENT FOR THE YEAR 2020 OF THE CIGNA DENTAL HEALTH OF OHIO INC

SCHEDULE Y
PART 1A - DETAIL OF INSURANCE HOLDING COMPANY SYSTEM

| 1 | 2 | 3 | 4 | 5 | 6 | 7 | 8 | 9 | 10 | 11 | 12 | 13 | 14 | 15 | 16 |
|------------|-------------|-------------------|------------|--------------|-------------|------------------------------------------------------------------------|------------------------------------------------------------------------------------------|-----------------------|-----------------------------------|----------------------------------------------------------------|------------------------------------------------------------------------------------|----------------------------------------------|-----------------------------------------------------|-----------------------------------|----|
| Group Code | Group Name | NAIC Company Code | ID Number | Federal RSSD | CIK | Name of Securities Exchange if Publicly Traded (U.S. or International) | Names of Parent, Subsidiaries Or Affiliates | Domi-ciliary Location | Relation-ship to Reporting Entity | Directly Controlled by (Name of Entity/Person) | Type of Control (Ownership, Board, Management, Attorney-in-Fact, Influence, Other) | If Control is Owner-ship Provide Percen-tage | Ultimate Controlling Entity(ies)/Person(s) | Is an SCA Filing Re-quired? (Y/N) | * |
| .0901 | Cigna Group | | 00-0000000 | | | | Cigna Turkey Danismanlik Hizmetleri, A.S (A/K/A Cigna Turkey Consultancy Services, A.S.) | .TUR | .NIA | Cigna Magnolia Holdings, Ltd. | Ownership | 100.000 | Cigna Corporation | .N | |
| .0901 | Cigna Group | | 83-1069280 | | | | Cigna Ventures, LLC | .DE | .NIA | Cigna Health and Life Insurance Company | Ownership | 100.000 | Cigna Corporation | .N | |
| .0901 | Cigna Group | | 00-0000000 | | | | Cigna Walnut Holdings, Ltd. | .GBR | .NIA | Cigna Apac Holdings, Ltd. | Ownership | 100.000 | Cigna Corporation | .N | |
| .0901 | Cigna Group | | 00-0000000 | | | | Cigna Willow Holdings, Ltd. | .GBR | .NIA | Cigna Oak Holdings, Ltd. | Ownership | 100.000 | Cigna Corporation | .N | |
| .0901 | Cigna Group | | 00-0000000 | | | | Cigna Worldwide General Insurance Company Limited | .HKG | .IA | Cigna Hong Kong Holdings Company Limited | Ownership | 100.000 | Cigna Corporation | .N | |
| .0901 | Cigna Group | .90859 | 23-2088429 | | | | Cigna Worldwide Insurance Company | .DE | .IA | Cigna Global Reinsurance Company, Ltd. | Ownership | 100.000 | Cigna Corporation | .N | |
| .0901 | Cigna Group | | 00-0000000 | | | | Cigna Worldwide Life Insurance Company Limited | .HKG | .IA | Cigna Hong Kong Holdings Company Limited | Ownership | 100.000 | Cigna Corporation | .N | |
| .0901 | Cigna Group | | 00-0000000 | | | | Claims and Risk Services Limited | .SAU | .IA | NAS Neuron Health Services, L.L.C. | Ownership | 50.000 | Cigna Corporation | .N | |
| .0901 | Cigna Group | | 00-0000000 | | | | ManipalCigna Health Insurance Company Limited | .IND | .IA | Cigna Holdings Overseas, Inc. | Ownership | 49.000 | TTK (non-affiliate) | .N | |
| .0901 | Cigna Group | | 84-1461840 | | | | Community Health Network, LLC | .MT | .NIA | Benefit Management Corp. | Ownership | 50.000 | Cigna Corporation | .N | |
| .0901 | Cigna Group | | 06-1252419 | | | | Connecticut General Benefit Payments, Inc. | .DE | .NIA | Connecticut General Corporation | Ownership | 100.000 | Cigna Corporation | .N | |
| .0901 | Cigna Group | | 06-0840391 | | | | Connecticut General Corporation | .CT | .UIP | Cigna Holdings, Inc. | Ownership | 100.000 | Cigna Corporation | .N | |
| .0901 | Cigna Group | .62308 | 06-0303370 | | .0000023419 | | Connecticut General Life Insurance Company | .CT | .IA | Connecticut General Corporation | Ownership | 100.000 | Cigna Corporation | .N | |
| .0901 | Cigna Group | | 82-4936006 | | | | CPI-CII 9171 Wilshire JV LLC | .DE | .NIA | Cigna Affiliates Realty Investment Group, LLC | Ownership | 90.000 | Cigna Corporation | .N | |
| .0901 | Cigna Group | | 27-3555688 | | | | CR Washington Street Investors LP | .DE | .NIA | Cigna Affiliates Realty Investment Group, LLC | Ownership | 33.820 | Charles River Washington Street LLC (non-affiliate) | .N | |
| .0901 | Cigna Group | | 47-2746692 | | | | Cricket Health, Inc. | .DE | .NIA | Cigna Health and Life Insurance Company | Ownership | 9.000 | Cigna Corporation | .N | |
| .0901 | Cigna Group | | 36-4369972 | | | | CuraScript, Inc. | .DE | .NIA | Express Scripts, Inc. | Ownership | 100.000 | Cigna Corporation | .N | |
| .0901 | Cigna Group | | 16-1526641 | | | | Diversified NY IPA, Inc. | .NY | .NIA | Diversified Pharmaceutical Services, Inc. | Ownership | 100.000 | Cigna Corporation | .N | |
| .0901 | Cigna Group | | 41-1627938 | | | | Diversified Pharmaceutical Services, Inc. | .MN | .NIA | Express Scripts, Inc. | Ownership | 100.000 | Cigna Corporation | .N | |
| .0901 | Cigna Group | | 52-2099336 | | | | Dulles Town Center Mall, LLC | .VA | .NIA | Cigna Affiliates Realty Investment Group, LLC | Ownership | 50.000 | Cigna Corporation | .N | |
| .0901 | Cigna Group | | 27-3542089 | | | | Econdisc Contracting Solutions, LLC | .DE | .NIA | Express Scripts Pharmaceutical Procurement LLC (90%) | Ownership | 90.000 | Cigna Corporation | .N | |
| .0901 | Cigna Group | | 00-0000000 | | | | Egyptian Emirates Administration Services SAE | .EGY | .NIA | NAS Neuron Health Services, L.L.C. | Ownership | 64.999 | Cigna Corporation | .N | |
| .0901 | Cigna Group | | | | | | ESI Canada | .CAN | .NIA | Express Scripts Canada Co. (99.9%); ESI-GP Canada, ULC (0.1%) | Ownership | 100.000 | Cigna Corporation | .N | |
| .0901 | Cigna Group | | | | | | ESI GP Canada ULC | .CAN | .NIA | Express Scripts Canada Co. | Ownership | 100.000 | Cigna Corporation | .N | |
| .0901 | Cigna Group | | 43-1925556 | | | | ESI GP Holdings, Inc. | .DE | .NIA | Express Scripts, Inc. | Ownership | 100.000 | Cigna Corporation | .N | |
| .0901 | Cigna Group | | 00-0000000 | | | | ESI GP2 Canada ULC | .CAN | .NIA | Express Scripts Canada Co. | Ownership | 100.000 | Cigna Corporation | .N | |
| .0901 | Cigna Group | | 74-2974964 | | | | ESI Mail Order Processing, Inc. (f/k/a NXI) | .DE | .NIA | Express Scripts, Inc. | Ownership | 100.000 | Cigna Corporation | .N | |
| .0901 | Cigna Group | | 43-1867735 | | | | ESI Mail Pharmacy Service, Inc. | .DE | .NIA | Express Scripts, Inc. | Ownership | 100.000 | Cigna Corporation | .N | |
| .0901 | Cigna Group | | 43-1925562 | | | | ESI Partnership | .DE | .NIA | Express Scripts, Inc. (82%); ESI-GP Holdings, Inc. (18%) | Ownership | 100.000 | Cigna Corporation | .N | |
| .0901 | Cigna Group | | 41-2006555 | | | | ESI Resources, Inc. | .MN | .NIA | ESI Partnership | Ownership | 100.000 | Cigna Corporation | .N | |
| .0901 | Cigna Group | | 85-2732455 | | | | Evernorth Enterprise Services, Inc. | .DE | .NIA | Cigna Corporation | Ownership | 100.000 | Cigna Corporation | .N | |
| .0901 | Cigna Group | | 85-2759151 | | | | Evernorth Sales Operations, Inc. | .DE | .NIA | Evernorth Health, Inc. | Ownership | 100.000 | Cigna Corporation | .N | |
| .0901 | Cigna Group | | 85-2717903 | | | | Evernorth Strategic Development, Inc. | .DE | .NIA | Cigna Corporation | Ownership | 100.000 | Cigna Corporation | .N | |
| .0901 | Cigna Group | | 46-4676347 | | | | eviCore 1, LLC | .DE | .NIA | Evernorth Health, Inc. | Ownership | 100.000 | Cigna Corporation | .N | |
| .0901 | Cigna Group | | 62-1615395 | | | | eviCore healthcare MSI, LLC | .TN | .NIA | CareCore National, LLC | Ownership | 100.000 | Cigna Corporation | .N | |
| .0901 | Cigna Group | .13918 | 27-3175443 | | | | Express Reinsurance Company | .MO | .IA | Express Scripts, Inc. | Ownership | 100.000 | Cigna Corporation | .N | |
| .0901 | Cigna Group | | 41-2063830 | | | | Exopress Scripts Administrators LLC | .DE | .NIA | Medco Health Solutions, Inc. | Ownership | 100.000 | Cigna Corporation | .N | |
| .0901 | Cigna Group | | | | | | Express Scripts Canada Co. | .CAN | .NIA | Express Scripts Canada Holding Co. | Ownership | 100.000 | Cigna Corporation | .N | |
| .0901 | Cigna Group | | 43-1942542 | | | | Express Scripts Canada Holding Co. | .DE | .NIA | Express Scripts, Inc. | Ownership | 100.000 | Cigna Corporation | .N | |
| .0901 | Cigna Group | | 27-1490640 | | | | Express Scripts Canada Holding, LLC | .DE | .NIA | Express Scripts Canada Holding Co. | Ownership | 100.000 | Cigna Corporation | .N | |
| .0901 | Cigna Group | | 00-0000000 | | | | Express Scripts Canada Services | .CAN | .NIA | Express Scripts Canada Co. (99.9%); ESI-GP2 Canada, ULC (0.1%) | Ownership | 100.000 | Cigna Corporation | .N | |

ANNUAL STATEMENT FOR THE YEAR 2020 OF THE CIGNA DENTAL HEALTH OF OHIO INC

SCHEDULE Y
PART 1A - DETAIL OF INSURANCE HOLDING COMPANY SYSTEM

| 1 | 2 | 3 | 4 | 5 | 6 | 7 | 8 | 9 | 10 | 11 | 12 | 13 | 14 | 15 | 16 |
|------------|-------------|-------------------|------------|--------------|------------|------------------------------------------------------------------------|-----------------------------------------------------------|-----------------------|-----------------------------------|---------------------------------------------------------------------------|------------------------------------------------------------------------------------|----------------------------------------------|--------------------------------------------|-----------------------------------|----|
| Group Code | Group Name | NAIC Company Code | ID Number | Federal RSSD | CIK | Name of Securities Exchange if Publicly Traded (U.S. or International) | Names of Parent, Subsidiaries Or Affiliates | Domi-ciliary Location | Relation-ship to Reporting Entity | Directly Controlled by (Name of Entity/Person) | Type of Control (Ownership, Board, Management, Attorney-in-Fact, Influence, Other) | If Control is Owner-ship Provide Percen-tage | Ultimate Controlling Entity(ies)/Person(s) | Is an SCA Filing Re-quired? (Y/N) | * |
| ..0901 | Cigna Group | | | | | | Express Scripts Canada Wholesale | ..CAN | ..NIA | Express Scripts Canada Co. (99.9%); ESI-GP2 Canada, LLC (0.1%) | Ownership | 100.000 | Cigna Corporation | ..N | |
| ..0901 | Cigna Group | | 84-5003423 | | | | Express Scripts Health Information Network Partners, Inc. | ..DE | ..NIA | Express Scripts, Inc. | Ownership | 100.000 | Cigna Corporation | ..N | |
| ..0901 | Cigna Group | | 45-2884094 | | | | Evernorth Health, Inc. | ..DE | ..NIA | Cigna Corporation | Ownership | 100.000 | Cigna Corporation | ..N | |
| ..0901 | Cigna Group | | | | | | Express Scripts Pharmaceutical Procurement, LLC | ..DE | ..NIA | Express Scripts Pharmacy Service, Inc. (50%); Express Scripts, Inc. (50%) | Ownership | 100.000 | Cigna Corporation | ..N | |
| ..0901 | Cigna Group | | 20-5826948 | | | | Express Scripts Pharmacy Atlantic, Ltd. | ..CAN | ..NIA | Express Scripts Canada Services | Ownership | 100.000 | Cigna Corporation | ..N | |
| ..0901 | Cigna Group | | 00-0000000 | | | | Express Scripts Pharmacy Central, Ltd. | ..CAN | ..NIA | Express Scripts Canada Services | Ownership | 100.000 | Cigna Corporation | ..N | |
| ..0901 | Cigna Group | | 00-0000000 | | | | Express Scripts Pharmacy Ontario, Ltd. | ..CAN | ..NIA | Express Scripts Canada Services | Ownership | 100.000 | Cigna Corporation | ..N | |
| ..0901 | Cigna Group | | 00-0000000 | | | | Express Scripts Pharmacy West, Ltd. | ..CAN | ..NIA | Express Scripts Canada Services | Ownership | 100.000 | Cigna Corporation | ..N | |
| ..0901 | Cigna Group | | 30-0789911 | | | | Express Scripts Pharmacy, Inc. | ..DE | ..NIA | Medco Health Services, Inc. | Ownership | 100.000 | Cigna Corporation | ..N | |
| ..0901 | Cigna Group | | 22-3114423 | | | | Express Scripts Sales Operations, Inc. | ..NJ | ..NIA | ESI Mail Pharmacy Service, Inc. | Ownership | 100.000 | Cigna Corporation | ..N | |
| ..0901 | Cigna Group | | 20-3126104 | | | | Express Scripts Senior Care Holdings, Inc. | ..DE | ..NIA | Express Scripts, Inc. | Ownership | 100.000 | Cigna Corporation | ..N | |
| ..0901 | Cigna Group | | | | | | Express Scripts Senior Care Holdings, Inc. | | | Express Scripts Senior Care Holdings, Inc. | | | | | |
| ..0901 | Cigna Group | | 20-3126075 | | | | Express Scripts Senior Care, Inc. | ..DE | ..NIA | | Ownership | 100.000 | Cigna Corporation | ..N | |
| ..0901 | Cigna Group | | 43-1832983 | | | | Express Scripts Services Co. | ..DE | ..NIA | Express Scripts, Inc. | Ownership | 100.000 | Cigna Corporation | ..N | |
| ..0901 | Cigna Group | | | | | | Express Scripts Specialty Distribution Services, Inc. | ..DE | ..NIA | Express Scripts, Inc. | Ownership | 100.000 | Cigna Corporation | ..N | |
| ..0901 | Cigna Group | | 43-1869712 | | | | Express Scripts Strategic Development, Inc. | ..NJ | ..NIA | Express Scripts, Inc. | Ownership | 100.000 | Cigna Corporation | ..N | |
| ..0901 | Cigna Group | | 22-2230703 | | | | Express Scripts Utilization Management Company | ..DE | ..NIA | Express Scripts, Inc. | Ownership | 100.000 | Cigna Corporation | ..N | |
| ..0901 | Cigna Group | | 43-1869714 | | | | Express Scripts, Inc. | ..DE | ..NIA | Evernorth Health, Inc. | Ownership | 100.000 | Cigna Corporation | ..N | |
| ..0901 | Cigna Group | | 43-1420563 | | | | FirstAssist Administration Limited | ..GBR | ..NIA | Cigna Willow Holdings, LTD. | Ownership | 100.000 | Cigna Corporation | ..N | |
| ..0901 | Cigna Group | | 00-0000000 | | | | Cigna Willow Holdings, LTD. | | | Cigna Willow Holdings, LTD. | | | | | |
| ..0901 | Cigna Group | | 23-1914061 | | | | Former Cigna Investments, Inc. | ..DE | ..NIA | Cigna Investment Group, Inc. | Ownership | 100.000 | Cigna Corporation | ..N | |
| ..0901 | Cigna Group | | 02-0523249 | | | | Freco, Inc. | ..FL | ..NIA | Priority Healthcare Corporation | Ownership | 100.000 | Cigna Corporation | ..N | |
| ..0901 | Cigna Group | | 20-3229217 | | | | Freedom Service Company, LLC | ..FL | ..NIA | Lynnfield Drug, Inc. | Ownership | 100.000 | Cigna Corporation | ..N | |
| ..0901 | Cigna Group | | | | | | Connecticut General Life Insurance Company | | | Connecticut General Life Insurance Company | | | | | |
| ..0901 | Cigna Group | | 00-0000000 | | | | Gillette Ridge Community Council, Inc. | ..CT | ..NIA | | Ownership | 100.000 | Cigna Corporation | ..N | |
| ..0901 | Cigna Group | | | | | | Connecticut General Life Insurance Company | | | Connecticut General Life Insurance Company | | | | | |
| ..0901 | Cigna Group | | 20-3700105 | | | | Gillette Ridge Golf, LLC | ..DE | ..NIA | | Ownership | 100.000 | Cigna Corporation | ..N | |
| ..0901 | Cigna Group | 95388 | 93-1174749 | | | | Great-West Healthcare of Illinois, Inc. | ..IL | ..NIA | Cigna Healthcare Holdings, Inc. | Ownership | 100.000 | Cigna Corporation | ..N | |
| ..0901 | Cigna Group | | | | | | Connecticut General Life Insurance Company | | | Connecticut General Life Insurance Company | | | | | |
| ..0901 | Cigna Group | | 00-0000000 | | | | GRG Acquisitions LLC | ..DE | ..NIA | | Ownership | 100.000 | Cigna Corporation | ..N | |
| ..0901 | Cigna Group | | 11-9599164 | | | | Grown Ups New Zealand Limited | ..NZL | ..NIA | Cigna Life Insurance New Zealand Limited | Ownership | 100.000 | Cigna Corporation | ..N | |
| ..0901 | Cigna Group | | 76-0657035 | | | | GulfQuest, LP | ..TX | ..NIA | HouQuest, LLC | Ownership | 99.000 | Cigna Corporation | ..N | |
| ..0901 | Cigna Group | | | | | | Connecticut General Life Insurance Company | | | Connecticut General Life Insurance Company | | | | | |
| ..0901 | Cigna Group | | 52-2149519 | | | | Hazard Center Investment Company LLC | ..DE | ..NIA | | Ownership | 100.000 | Cigna Corporation | ..N | |
| ..0901 | Cigna Group | | | | | | Healthbridge Reimbursement & Product Support, Inc. | ..MA | ..NIA | Priority Healthcare Corporation | Ownership | 100.000 | Cigna Corporation | ..N | |
| ..0901 | Cigna Group | | 04-2992335 | | | | Healthbridge, Inc. | ..DE | ..NIA | Express Scripts, Inc. | Ownership | 100.000 | Cigna Corporation | ..N | |
| ..0901 | Cigna Group | | 26-2159005 | | | | HealthLynx, LLC | ..NJ | ..NIA | QualCare Alliance Networks, Inc. | Ownership | 100.000 | Cigna Corporation | ..N | |
| ..0901 | Cigna Group | | 46-2086778 | | | | Healthsource Benefits, Inc. | ..DE | ..NIA | Connecticut General Corporation | Ownership | 100.000 | Cigna Corporation | ..N | |
| ..0901 | Cigna Group | | 06-1533555 | | | | Healthsource Properties, Inc. | ..NH | ..NIA | Healthsource, Inc. | Ownership | 100.000 | Cigna Corporation | ..N | |
| ..0901 | Cigna Group | | 02-0467679 | | | | Healthsource, Inc. | ..DE | ..NIA | Cigna Health Corporation | Ownership | 100.000 | Cigna Corporation | ..N | |
| ..0901 | Cigna Group | | 02-0387748 | | 0000855587 | | HealthSpring Life & Health Insurance Company, Inc. | | | HealthSpring Life & Health Insurance Company, Inc. | | | | | |
| ..0901 | Cigna Group | 12902 | 20-8534298 | | | | HealthSpring Management of America, LLC | ..TX | ..IA | NewQuest, LLC | Ownership | 100.000 | Cigna Corporation | ..N | |
| ..0901 | Cigna Group | | 20-8647386 | | | | HealthSpring of Florida, Inc. | ..DE | ..NIA | NewQuest, LLC | Ownership | 100.000 | Cigna Corporation | ..N | |
| ..0901 | Cigna Group | 11532 | 65-1129599 | | | | HealthSpring of Florida, Inc. | ..FL | ..IA | NewQuest, LLC | Ownership | 100.000 | Cigna Corporation | ..N | |
| ..0901 | Cigna Group | | 26-2353772 | | | | HealthSpring Pharmacy of Tennessee, LLC | ..DE | ..NIA | HealthSpring Pharmacy Services, LLC | Ownership | 100.000 | Cigna Corporation | ..N | |
| ..0901 | Cigna Group | | 26-2353476 | | | | HealthSpring Pharmacy Services, LLC | ..DE | ..NIA | NewQuest, LLC | Ownership | 100.000 | Cigna Corporation | ..N | |
| ..0901 | Cigna Group | | 72-1559530 | | | | HealthSpring USA, LLC | ..TN | ..NIA | NewQuest, LLC | Ownership | 100.000 | Cigna Corporation | ..N | |
| ..0901 | Cigna Group | | 20-1821898 | | 0001339553 | | HealthSpring, Inc. | ..DE | ..NIA | Connecticut General Corporation | Ownership | 100.000 | Cigna Corporation | ..N | |

ANNUAL STATEMENT FOR THE YEAR 2020 OF THE CIGNA DENTAL HEALTH OF OHIO INC

SCHEDULE Y
PART 1A - DETAIL OF INSURANCE HOLDING COMPANY SYSTEM

| 1 | 2 | 3 | 4 | 5 | 6 | 7 | 8 | 9 | 10 | 11 | 12 | 13 | 14 | 15 | 16 |
|------------|-------------|-------------------|------------|--------------|-----|------------------------------------------------------------------------|-----------------------------------------------------------|-----------------------|-----------------------------------|------------------------------------------------|------------------------------------------------------------------------------------|---------------------------------------------|--------------------------------------------|-----------------------------------|----|
| Group Code | Group Name | NAIC Company Code | ID Number | Federal RSSD | CIK | Name of Securities Exchange if Publicly Traded (U.S. or International) | Names of Parent, Subsidiaries Or Affiliates | Domi-ciliary Location | Relation-ship to Reporting Entity | Directly Controlled by (Name of Entity/Person) | Type of Control (Ownership, Board, Management, Attorney-in-Fact, Influence, Other) | If Control is Ownership Provide Percen-tage | Ultimate Controlling Entity(ies)/Person(s) | Is an SCA Filing Re-quired? (Y/N) | * |
| .0901 | Cigna Group | | 81-4139432 | | | | Heights at Bear Creek Venture LLC | .DE | NIA | Cigna Affiliates Realty Investment Group, LLC | Ownership | 90.000 | Cigna Corporation | .N | |
| .0901 | Cigna Group | | 20-4266628 | | | | Home Physicians Management, LLC | .DE | NIA | NewQuest, LLC | Ownership | 100.000 | Cigna Corporation | .N | |
| .0901 | Cigna Group | | 75-3108521 | | | | HouQuest, LLC | .DE | NIA | NewQuest, LLC | Ownership | 100.000 | Cigna Corporation | .N | |
| .0901 | Cigna Group | | 37-1708015 | | | | Houston Briar Forest Apartments Limited Partnership | .DE | NIA | Cigna Affiliates Realty Investment Group, LLC | Ownership | 80.000 | Cigna Corporation | .N | |
| .0901 | Cigna Group | | 95-4838551 | | | | Ideal Properties II LLC | .CA | NIA | Cigna Affiliates Realty Investment Group, LLC | Ownership | 85.000 | Cigna Corporation | .N | |
| .0901 | Cigna Group | | 35-2041388 | | | | IHN, Inc. | .IN | NIA | Connecticut General Corporation | Ownership | 100.000 | Cigna Corporation | .N | |
| .0901 | Cigna Group | | 00-0000000 | | | | Independent Health Information Technology Services L.L.C. | .ARE | NIA | NAS Neuron Health Services, L.L.C. | Ownership | 50.000 | Cigna Corporation | .N | |
| .0901 | Cigna Group | | 82-1655179 | | | | Innovative Product Alignment, LLC | .DE | NIA | Express Scripts, Inc. | Ownership | 100.000 | Cigna Corporation | .N | |
| .0901 | Cigna Group | | 82-0658250 | | | | Inside RX, LLC | .DE | NIA | Express Scripts, Inc. | Ownership | 100.000 | Cigna Corporation | .N | |
| .0901 | Cigna Group | | 81-0425785 | | | | Intermountain Underwriters, Inc. | .MT | NIA | Benefit Management Corp. | Ownership | 100.000 | Cigna Corporation | .N | |
| .0901 | Cigna Group | | 00-0000000 | | | | International Pharmaceutical Solutions, GmbH | .CHE | NIA | Cigna Holdings Overseas, Inc. | Ownership | 100.000 | Cigna Corporation | .N | |
| .0901 | Cigna Group | | 84-3406799 | | | | JA Lofts Holdings, LLC | .DE | NIA | JA Lofts JV Limited Partnership | Ownership | 100.000 | Cigna Corporation | .N | |
| .0901 | Cigna Group | | 84-3395923 | | | | JA Lofts JV Limited Partnership | .DE | NIA | CARING JA Lofts Investor LP LLC | Ownership | 90.000 | Cigna Corporation | .N | |
| .0901 | Cigna Group | | 00-0000000 | | | | Kuwait Emirates Administration Services WLL | .KWT | NIA | NAS Administrative Services Company LLC | Ownership | 90.000 | Cigna Corporation | .N | |
| .0901 | Cigna Group | | 00-0000000 | | | | KDM (Thailand) Limited | .THA | NIA | RHP Thailand Limited | Ownership | 99.900 | Cigna Corporation | .N | |
| .0901 | Cigna Group | | 20-8064696 | | | | Kronos Optimal Health Company | .AZ | NIA | Connecticut General Corporation | Ownership | 100.000 | Cigna Corporation | .N | |
| .0901 | Cigna Group | | 47-5292506 | | | | L&C Investments, LLC | .DE | NIA | Express Scripts, Inc. | Ownership | 100.000 | Cigna Corporation | .N | |
| .0901 | Cigna Group | | 47-4375626 | | | | Lakehills OM-CG LLC | .DE | NIA | Cigna Affiliates Realty Investment Group, LLC | Ownership | 90.000 | Cigna Corporation | .N | |
| .0901 | Cigna Group | | 00-0000000 | | | | LINA Financial Service | .KOR | NIA | Cigna Korea Chusik Heosa | Ownership | 100.000 | Cigna Corporation | .N | |
| .0901 | Cigna Group | | 00-0000000 | | | | LINA Life Insurance Company of Korea | .KOR | IA | Cigna Chestnut Holdings, Ltd. | Ownership | 100.000 | Cigna Corporation | .N | |
| .0901 | Cigna Group | 65722 | 63-0343428 | | | | Loyal American Life Insurance Company | .OH | IA | Cigna Health and Life Insurance Company | Ownership | 100.000 | Cigna Corporation | .N | |
| .0901 | Cigna Group | | 58-2593075 | | | | Lynnfield Compounding Center, Inc. | .FL | NIA | Priority Healthcare Corporation | Ownership | 100.000 | Cigna Corporation | .N | |
| .0901 | Cigna Group | | 04-3546044 | | | | Lynnfield Drug, Inc. | .FL | NIA | Priority Healthcare Corporation | Ownership | 100.000 | Cigna Corporation | .N | |
| .0901 | Cigna Group | | 27-1506930 | | | | MAH Pharmacy, LLC | .DE | NIA | Medco Health Solutions, Inc. | Ownership | 100.000 | Cigna Corporation | .N | |
| .0901 | Cigna Group | | 80-0908244 | | | | Mallory Square Partners I, LLC | .DE | NIA | Cigna Affiliates Realty Investment Group, LLC | Ownership | 80.000 | Cigna Corporation | .N | |
| .0901 | Cigna Group | | 88-0241365 | | | | Managed Care Consultants, Inc. | .NV | NIA | Cigna Health Corporation | Ownership | 100.000 | Cigna Corporation | .N | |
| .0901 | Cigna Group | | 51-0500147 | | | | Matrix GPO, LLC | .IN | NIA | Priority Healthcare Corporation | Ownership | 100.000 | Cigna Corporation | .N | |
| .0901 | Cigna Group | | 59-3720653 | | | | Matrix Healthcare Services, Inc. | .FL | NIA | MyMatrixx Holdings, LLC | Ownership | 100.000 | Cigna Corporation | .N | |
| .0901 | Cigna Group | | 06-1346406 | | | | MCC Independent Practice Association of New York, Inc. | .NY | NIA | Cigna Behavioral Health, Inc. | Ownership | 100.000 | Cigna Corporation | .N | |
| .0901 | Cigna Group | 34720 | 13-3506395 | | | | Medco Containment Insurance Company of NY | .NY | IA | Medco Health Solutions, Inc. | Ownership | 100.000 | Cigna Corporation | .N | |
| .0901 | Cigna Group | 63762 | 42-1425239 | | | | Medco Containment Life Insurance Company | .PA | IA | Medco Health Solutions, Inc. | Ownership | 100.000 | Cigna Corporation | .N | |
| .0901 | Cigna Group | | 27-3709630 | | | | Medco Europe II, LLC | .DE | NIA | Medco Europe, LLC | Ownership | 100.000 | Cigna Corporation | .N | |
| .0901 | Cigna Group | | 46-2166374 | | | | Medco Europe, LLC | .DE | NIA | Medco Health Solutions, Inc. | Ownership | 100.000 | Cigna Corporation | .N | |
| .0901 | Cigna Group | | 84-5017653 | | | | Medco Health Information Network Partners, Inc. | .DE | NIA | Medco Health Solutions, Inc. | Ownership | 100.000 | Cigna Corporation | .N | |
| .0901 | Cigna Group | | 81-0616525 | | | | Medco Health Puerto Rico, LLC | .DE | NIA | Medco Health Solutions, Inc. | Ownership | 100.000 | Cigna Corporation | .N | |
| .0901 | Cigna Group | | 26-3544786 | | | | Medco Health Services, Inc. | .DE | NIA | Medco Health Solutions, Inc. | Ownership | 100.000 | Cigna Corporation | .N | |
| .0901 | Cigna Group | | 22-3461740 | | | | Medco Health Solutions, Inc. | .DE | NIA | Evernorth Health, Inc. | Ownership | 100.000 | Cigna Corporation | .N | |
| .0901 | Cigna Group | | 88-0334401 | | | | Mediversal, Inc. | .NV | NIA | Connecticut General Corporation | Ownership | 100.000 | Cigna Corporation | .N | |
| .0901 | Cigna Group | | 27-3801345 | | | | MedSolutions Holdings, Inc. | .DE | NIA | eviCore 1, LLC | Ownership | 100.000 | Cigna Corporation | .N | |
| .0901 | Cigna Group | | 32-0071543 | | | | MSI Health Organization of Texas, Inc. | .TX | NIA | eviCore healthcare MSI, LLC | Ownership | 100.000 | Cigna Corporation | .N | |
| .0901 | Cigna Group | | 27-5492993 | | | | MSI HT, LLC | .TN | NIA | eviCore healthcare MSI, LLC | Ownership | 100.000 | Cigna Corporation | .N | |
| .0901 | Cigna Group | | 27-5493148 | | | | MSI LT, LLC | .TN | NIA | eviCore healthcare MSI, LLC | Ownership | 100.000 | Cigna Corporation | .N | |
| .0901 | Cigna Group | | 27-5493321 | | | | MSI SAP-GW, LLC | .TN | NIA | eviCore healthcare MSI, LLC | Ownership | 100.000 | Cigna Corporation | .N | |
| .0901 | Cigna Group | | 86-1090522 | | | | MSIAZ I, LLC | .TN | NIA | eviCore healthcare MSI, LLC | Ownership | 100.000 | Cigna Corporation | .N | |
| .0901 | Cigna Group | | 20-1749733 | | | | MSICA I, LLC | .TN | NIA | eviCore healthcare MSI, LLC | Ownership | 100.000 | Cigna Corporation | .N | |

SCHEDULE Y
PART 1A - DETAIL OF INSURANCE HOLDING COMPANY SYSTEM

| 1 | 2 | 3 | 4 | 5 | 6 | 7 | 8 | 9 | 10 | 11 | 12 | 13 | 14 | 15 | 16 |
|------------|-------------|-------------------|------------|--------------|-----|------------------------------------------------------------------------|-----------------------------------------------------------------------|-----------------------|-----------------------------------|------------------------------------------------|------------------------------------------------------------------------------------|---------------------------------------------------|--------------------------------------------|-----------------------------------|----|
| Group Code | Group Name | NAIC Company Code | ID Number | Federal RSSD | CIK | Name of Securities Exchange if Publicly Traded (U.S. or International) | Names of Parent, Subsidiaries Or Affiliates | Domi-ciliary Location | Relation-ship to Reporting Entity | Directly Controlled by (Name of Entity/Person) | Type of Control (Ownership, Board, Management, Attorney-in-Fact, Influence, Other) | If Control is Ownership Provide Percen-tage | Ultimate Controlling Entity(ies)/Person(s) | Is an SCA Filing Re-quired? (Y/N) | * |
| .0901 | Cigna Group | | 20-1222347 | | | | MSICO I, LLC | TN | NIA | eviCore healthcare MSI, LLC | Ownership | 100.000 | Cigna Corporation | .N | |
| .0901 | Cigna Group | | 55-0840800 | | | | MSIFL, LLC | TN | NIA | eviCore healthcare MSI, LLC | Ownership | 100.000 | Cigna Corporation | .N | |
| .0901 | Cigna Group | | 26-0181185 | | | | MSIMD I, LLC | TN | NIA | eviCore healthcare MSI, LLC | Ownership | 100.000 | Cigna Corporation | .N | |
| .0901 | Cigna Group | | 74-3122235 | | | | MSINC I, LLC | TN | NIA | eviCore healthcare MSI, LLC | Ownership | 100.000 | Cigna Corporation | .N | |
| .0901 | Cigna Group | | 11-3715243 | | | | MSINH II, LLC | TN | NIA | eviCore healthcare MSI, LLC | Ownership | 100.000 | Cigna Corporation | .N | |
| .0901 | Cigna Group | | 03-0524694 | | | | MSINH, LLC | TN | NIA | eviCore healthcare MSI, LLC | Ownership | 100.000 | Cigna Corporation | .N | |
| .0901 | Cigna Group | | 20-1749446 | | | | MSINJ I, LLC | TN | NIA | eviCore healthcare MSI, LLC | Ownership | 100.000 | Cigna Corporation | .N | |
| .0901 | Cigna Group | | 20-1761914 | | | | MSINV I, LLC | TN | NIA | eviCore healthcare MSI, LLC | Ownership | 100.000 | Cigna Corporation | .N | |
| .0901 | Cigna Group | | 55-0840806 | | | | MSISC II, LLC | TN | NIA | eviCore healthcare MSI, LLC | Ownership | 100.000 | Cigna Corporation | .N | |
| .0901 | Cigna Group | | 26-0336736 | | | | MSIVT I, LLC | TN | NIA | eviCore healthcare MSI, LLC | Ownership | 100.000 | Cigna Corporation | .N | |
| .0901 | Cigna Group | | 20-2536458 | | | | MSIWA, LLC | TN | NIA | eviCore healthcare MSI, LLC | Ownership | 100.000 | Cigna Corporation | .N | |
| .0901 | Cigna Group | | 36-4833284 | | | | MyM Technology Services, LLC | FL | NIA | MyMatrixx Holdings, LLC | Ownership | 100.000 | Cigna Corporation | .N | |
| .0901 | Cigna Group | | 82-1350878 | | | | myMatrixx Holdings, LLC | DE | NIA | Express Scripts, Inc. | Ownership | 100.000 | Cigna Corporation | .N | |
| .0901 | Cigna Group | | 46-2589799 | | | | myMatrixx-B, LLC | FL | NIA | Matrix Healthcare Services, Inc. | Ownership | 100.000 | Cigna Corporation | .N | |
| .0901 | Cigna Group | | 00-0000000 | | | | NAS Administrative Services Company LLC | ARE | NIA | NAS Neuron Health Services, L.L.C. | Ownership | 99.000 | Cigna Corporation | .N | |
| .0901 | Cigna Group | | 00-0000000 | | | | NAS Neuron Health Services, L.L.C. | ARE | NIA | Cigna Chestnut Holdings, Ltd. | Ownership | 34.000 | Cigna Corporation | .N | |
| .0901 | Cigna Group | | 00-0000000 | | | | NAS United SPV | CYM | NIA | NAS Neuron Health Services, L.L.C. | Ownership | 100.000 | Cigna Corporation | .N | |
| .0901 | Cigna Group | | 00-0000000 | | | | Neuron LLC | ARE | NIA | NAS Neuron Health Services, L.L.C. | Ownership | 99.000 | Cigna Corporation | .N | |
| .0901 | Cigna Group | | 52-1929677 | | | | NewQuest Management Northeast, LLC | DE | NIA | NewQuest, LLC | Ownership | 100.000 | Cigna Corporation | .N | |
| .0901 | Cigna Group | | 33-1033586 | | | | NewQuest Management of Alabama, LLC | AL | NIA | NewQuest, LLC | Ownership | 100.000 | Cigna Corporation | .N | |
| .0901 | Cigna Group | | 20-4954206 | | | | NewQuest Management of Florida, LLC | FL | NIA | NewQuest, LLC | Ownership | 100.000 | Cigna Corporation | .N | |
| .0901 | Cigna Group | | 77-0632665 | | | | NewQuest Management of Illinois, LLC | IL | NIA | NewQuest, LLC | Ownership | 100.000 | Cigna Corporation | .N | |
| .0901 | Cigna Group | | 45-0633893 | | | | NewQuest Management of West Virginia, LLC | DE | NIA | NewQuest, LLC | Ownership | 100.000 | Cigna Corporation | .N | |
| .0901 | Cigna Group | | 76-0628370 | | | | NewQuest, LLC | TX | NIA | HealthSpring, Inc. | Ownership | 100.000 | Cigna Corporation | .N | |
| .0901 | Cigna Group | | 82-5244890 | | | | Octave Health Group, Inc. | DE | NIA | Cigna Ventures, LLC | Ownership | 10.100 | Cigna Corporation | .N | |
| .0901 | Cigna Group | | 91-1599329 | | | | Olympic Health Management Services, Inc. | WA | NIA | Olympic Health Management Systems, Inc. | Ownership | 100.000 | Cigna Corporation | .N | |
| .0901 | Cigna Group | | 91-1500758 | | | | Olympic Health Management Systems, Inc. | WA | NIA | Sterling Life Insurance Company | Ownership | 100.000 | Cigna Corporation | .N | |
| .0901 | Cigna Group | | 00-0000000 | | | | OnePath Life (NZ) Limited | NZL | IA | Cigna New Zealand Holdings Limited | Ownership | 100.000 | Cigna Corporation | .N | |
| .0901 | Cigna Group | | 80-0818758 | | | | Patient Provider Alliance, Inc. | DE | NIA | Brighter, Inc. | Ownership | 100.000 | Cigna Corporation | .N | |
| .0901 | Cigna Group | | 35-1927379 | | | | Priority Healthcare Corporation | IN | NIA | CuraScript, Inc. | Ownership | 100.000 | Cigna Corporation | .N | |
| .0901 | Cigna Group | | 59-3761140 | | | | Priority Healthcare Distribution, Inc. | FL | NIA | Priority Healthcare Corp | Ownership | 100.000 | Cigna Corporation | .N | |
| | | | | | | | Provident American Life & Health Insurance Company | | | | | | | | |
| .0901 | Cigna Group | 67903 | 23-1335885 | | | | Company | OH | IA | Cigna National Health Insurance Company | Ownership | 100.000 | Cigna Corporation | .N | |
| .0901 | Cigna Group | | 00-0000000 | | | | PT GAR Indonesia | IDN | NIA | Cigna Holdings Overseas, Inc. | Ownership | 99.160 | Cigna Corporation | .N | |
| .0901 | Cigna Group | | AA-5360003 | | | | PT Asuransi Cigna | IDN | IA | Cigna Worldwide Insurance Company | Ownership | 99.999 | Cigna Corporation | .N | |
| | | | | | | | Cigna Affiliates Realty Investment Group, LLC | | | | | | | | |
| .0901 | Cigna Group | | 45-5046449 | | | | PUR Arbors Apartments Venture LLC | DE | NIA | LLC | Ownership | 87.500 | Cigna Corporation | .N | |
| .0901 | Cigna Group | | 23-3744987 | | | | QualCare Alliance Networks, Inc. | NJ | NIA | Cigna Health and Life Insurance Company | Ownership | 100.000 | Cigna Corporation | .N | |
| | | | | | | | QualCare Management Resources Limited Liability Company | | | | | | | | |
| .0901 | Cigna Group | | 46-1801639 | | | | QualCare, Inc. | NJ | NIA | QualCare Alliance Networks, Inc. | Ownership | 100.000 | Cigna Corporation | .N | |
| .0901 | Cigna Group | | 22-3129563 | | | | QualCare, Inc. | NJ | NIA | QualCare Alliance Networks, Inc. | Ownership | 100.000 | Cigna Corporation | .N | |
| .0901 | Cigna Group | | 45-5569416 | | | | QPID Health, LLC | DE | NIA | eviCore healthcare MSI, LLC | Ownership | 100.000 | Cigna Corporation | .N | |
| .0901 | Cigna Group | | 00-0000000 | | | | RHP (Thailand) Limited | THA | NIA | Cigna Apac Holdings, Ltd. | Ownership | 49.000 | Cigna Corporation | .N | |
| .0901 | Cigna Group | | 83-1460134 | | | | Rise-CG Capitol Hill, LP | DE | NIA | CARING Capitol Hill LP LLC | Ownership | 90.000 | Cigna Corporation | .N | |
| | | | | | | | JA Lofts Holdings, LLC (.5%); JA Lofts JV Limited Partnership (99.5%) | | | | | | | | |
| .0901 | Cigna Group | | 84-3254168 | | | | Rise-CG JA Lofts Limited Partnership | DE | NIA | Ownership | 100.000 | Cigna Corporation | .N | | |
| .0901 | Cigna Group | | 35-1641636 | | | | Sagamore Health Network, Inc. | IN | NIA | Cigna Health Corporation | Ownership | 100.000 | Cigna Corporation | .N | |
| | | | | | | | Cigna Affiliates Realty Investment Group, LLC | | | | | | | | |
| .0901 | Cigna Group | | 46-3593103 | | | | SB-SNH LLC | DE | NIA | LLC | Ownership | 85.000 | Cigna Corporation | .N | |
| .0901 | Cigna Group | | 22-2483867 | | | | Scibal Associates, Inc. | NJ | NIA | QualCare Alliance Networks, Inc. | Ownership | 100.000 | Cigna Corporation | .N | |
| | | | | | | | Cigna Affiliates Realty Investment Group, LLC | | | | | | | | |
| .0901 | Cigna Group | | 95-2876207 | | | | Secon Properties, LP | CA | NIA | Ownership | 50.000 | South Coast Plaza Associates, LLC (non-affiliate) | .N | | |
| | | | | | | | SOMA Apartments Venture LLC | | | | | | | | |
| .0901 | Cigna Group | | 82-1732483 | | | | SOMA Apartments Venture LLC | DE | NIA | Cigna Affiliates Realty Investment Group, LLC | Ownership | 90.000 | Cigna Corporation | .N | |

ANNUAL STATEMENT FOR THE YEAR 2020 OF THE CIGNA DENTAL HEALTH OF OHIO INC

SCHEDULE Y
PART 1A - DETAIL OF INSURANCE HOLDING COMPANY SYSTEM

| 1 | 2 | 3 | 4 | 5 | 6 | 7 | 8 | 9 | 10 | 11 | 12 | 13 | 14 | 15 | 16 |
|------------|-------------|-------------------|------------|--------------|-----|------------------------------------------------------------------------|----------------------------------------------|-----------------------|-----------------------------------|----------------------------------------------------------------|------------------------------------------------------------------------------------|---------------------------------------------|--------------------------------------------|-----------------------------------|----|
| Group Code | Group Name | NAIC Company Code | ID Number | Federal RSSD | CIK | Name of Securities Exchange if Publicly Traded (U.S. or International) | Names of Parent, Subsidiaries Or Affiliates | Domi-ciliary Location | Relation-ship to Reporting Entity | Directly Controlled by (Name of Entity/Person) | Type of Control (Ownership, Board, Management, Attorney-in-Fact, Influence, Other) | If Control is Ownership Provide Percen-tage | Ultimate Controlling Entity(ies)/Person(s) | Is an SCA Filing Re-quired? (Y/N) | * |
| .0901 | Cigna Group | | 82-4405071 | | | | Specialty Products Acquisitions, LLC | .DE | .NIA | Medco Health Solutions, Inc. | Ownership | 100.000 | Cigna Corporation | .N | |
| .0901 | Cigna Group | | 61-1317695 | | | | SpectraCare Health Care Ventures, Inc. | .KY | .NIA | SpectraCare, Inc. | Ownership | 100.000 | Cigna Corporation | .N | |
| .0901 | Cigna Group | | 61-1147068 | | | | SpectraCare, Inc. | .KY | .NIA | Priority Healthcare Corp | Ownership | 100.000 | Cigna Corporation | .N | |
| .0901 | Cigna Group | 77399 | 13-1867829 | | | | Sterling Life Insurance Company | .IL | .IA | Cigna Health and Life Insurance Company | Ownership | 100.000 | Cigna Corporation | .N | |
| .0901 | Cigna Group | | 47-2658932 | | | | Strategic Pharmaceutical Investments, LLC | .DE | .NIA | Priority Healthcare Corp | Ownership | 100.000 | Cigna Corporation | .N | |
| .0901 | Cigna Group | | 00-0000000 | | | | SureScripts, LLC | .VA | .NIA | Express Scripts, Inc. 16.7%/Medco Health Solutions, Inc. 16.7% | Ownership | 33.400 | Cigna Corporation | .N | |
| .0901 | Cigna Group | | 22-3474888 | | | | Systemed, LLC | .DE | .NIA | Medco Health Solutions, Inc. | Ownership | 100.000 | Cigna Corporation | .N | |
| .0901 | Cigna Group | | 23-3074013 | | | | Tel-Drug of Pennsylvania, LLC | .PA | .NIA | Connecticut General Life Insurance Company | Ownership | 100.000 | Cigna Corporation | .N | |
| .0901 | Cigna Group | | 46-0427127 | | | | Tel-Drug, Inc. | .SD | .NIA | Connecticut General Corporation | Ownership | 100.000 | Cigna Corporation | .N | |
| .0901 | Cigna Group | | 00-0000000 | | | | Temple Insurance Company Limited | .BMU | .IA | Healthsource, Inc. | Ownership | 100.000 | Cigna Corporation | .N | |
| .0901 | Cigna Group | | 20-5524622 | | | | Tennessee Quest, LLC | .TN | .NIA | NewQuest, LLC | Ownership | 100.000 | Cigna Corporation | .N | |
| .0901 | Cigna Group | | 75-3108527 | | | | TexQuest, LLC | .DE | .NIA | NewQuest, LLC | Ownership | 100.000 | Cigna Corporation | .N | |
| .0901 | Cigna Group | | 85-1955731 | | | | The Flats at Interbay Holdings, LLC | .DE | .NIA | The Flats at Interbay JV Limited | Ownership | 100.000 | Cigna Corporation | .N | |
| .0901 | Cigna Group | | 85-1955075 | | | | The Flats at Interbay JV Limited Partnership | .DE | .NIA | Partnership | Ownership | 90.000 | Cigna Corporation | .N | |
| .0901 | Cigna Group | | 85-1962013 | | | | The Flats at Interbay Limited Partnership | .DE | .NIA | Partnership | Ownership | 99.500 | Cigna Corporation | .N | |
| .0901 | Cigna Group | | 46-5264463 | | | | Trainer Rx, Inc. | .DE | .NIA | Cigna Ventures, LLC | Ownership | 19.400 | Cigna Corporation | .N | |
| .0901 | Cigna Group | | 00-0000000 | | | | Transwestern Federal, L.L.C. | .DE | .NIA | Transwestern Federal Holdings, L.L.C. | Ownership | 7.616 | Cigna Corporation | .N | |
| .0901 | Cigna Group | | 00-0000000 | | | | Transwestern Federal Holdings, L.L.C. | .DE | .NIA | Cigna Affiliates Realty Investment Group, LLC | Ownership | 7.616 | Cigna Corporation | .N | |
| .0901 | Cigna Group | 65269 | 75-2305400 | | | | United Benefit Life Insurance Company | .OH | .IA | Provident American Life and Health Insurance Company | Ownership | 100.000 | Cigna Corporation | .N | |
| .0901 | Cigna Group | | 88-0344624 | | | | Universal Claims Administration | .MT | .NIA | Mediversal, Inc. | Ownership | 100.000 | Cigna Corporation | .N | |
| .0901 | Cigna Group | | 82-4410128 | | | | ValoremRx Sourcing Solutions, LLC | .DE | .NIA | Specialty Products Acquisitions, LLC (50%) | Ownership | 50.000 | Cigna Corporation | .N | |
| .0901 | Cigna Group | | 98-0463704 | | | | Vielife Services, Inc. | .DE | .NIA | Cigna Global Wellbeing Holdings Limited | Ownership | 100.000 | Cigna Corporation | .N | |
| .0901 | Cigna Group | | 00-0000000 | | | | Verity Solutions Group, Inc. | .DE | .NIA | Cigna Health and Life Insurance Company | Ownership | 100.000 | Cigna Corporation | .Y | |
| .0901 | Cigna Group | | 00-0000000 | | | | Westcore CG AC, LLC | .DE | .NIA | CARING Westcore Holding Investor LLC | Ownership | 90.000 | Cigna Corporation | .N | |
| .0901 | Cigna Group | | 84-3178563 | | | | Westcore CG Camelback, LLC | .DE | .NIA | CARING Westcore Holding Investor LLC | Ownership | 90.000 | Cigna Corporation | .N | |
| .0901 | Cigna Group | | 00-0000000 | | | | Westcore CG Commerce, LLC | .DE | .NIA | CARING Westcore Holding Investor LLC | Ownership | 90.000 | Cigna Corporation | .N | |
| .0901 | Cigna Group | | 84-3178563 | | | | Westcore CG Dove Valley I, LLC | .DE | .NIA | CARING Westcore Holding Investor LLC | Ownership | 90.000 | Cigna Corporation | .N | |
| .0901 | Cigna Group | | 84-3178563 | | | | Westcore CG Dove Valley II, LLC | .DE | .NIA | CARING Westcore Holding Investor LLC | Ownership | 90.000 | Cigna Corporation | .N | |
| .0901 | Cigna Group | | 84-3178563 | | | | Westcore CG Fountain Lakes, LLC | .DE | .NIA | CARING Westcore Holding Investor LLC | Ownership | 90.000 | Cigna Corporation | .N | |
| .0901 | Cigna Group | | 84-3178563 | | | | Westcore CG Gateway, LLC | .DE | .NIA | CARING Westcore Holding Investor LLC | Ownership | 90.000 | Cigna Corporation | .N | |
| .0901 | Cigna Group | | 84-3178563 | | | | Westcore CG I-35, LLC | .DE | .NIA | CARING Westcore Holding Investor LLC | Ownership | 90.000 | Cigna Corporation | .N | |
| .0901 | Cigna Group | | 84-3178563 | | | | Westcore CG Mezz, LLC | .DE | .NIA | CARING Westcore Holding Investor LLC | Ownership | 90.000 | Cigna Corporation | .N | |
| .0901 | Cigna Group | | 84-3178563 | | | | Westcore CG Navy, LLC | .DE | .NIA | CARING Westcore Holding Investor LLC | Ownership | 90.000 | Cigna Corporation | .N | |
| .0901 | Cigna Group | | 84-3178563 | | | | Westcore CG Potomac Park, LLC | .DE | .NIA | CARING Westcore Holding Investor LLC | Ownership | 90.000 | Cigna Corporation | .N | |
| .0901 | Cigna Group | | 84-3178563 | | | | Westcore CG Solano, LLC | .DE | .NIA | CARING Westcore Holding Investor LLC | Ownership | 90.000 | Cigna Corporation | .N | |
| .0901 | Cigna Group | | 84-3178563 | | | | Westcore CG Susana, LLC | .DE | .NIA | CARING Westcore Holding Investor LLC | Ownership | 90.000 | Cigna Corporation | .N | |
| .0901 | Cigna Group | | 00-0000000 | | | | Westcore CG Venture, LLC | .DE | .NIA | CARING Westcore Holding Investor LLC | Ownership | 90.000 | Cigna Corporation | .N | |
| .0901 | Cigna Group | | 85-3567364 | | | | Westcore Realty CG Avondale, LLC | .DE | .NIA | CARING Avondale Investor LLC | Ownership | 90.000 | Cigna Corporation | .N | |
| .0901 | Cigna Group | | 00-0000000 | | | | Willow DSP LLC | .DE | .NIA | Accredo Health, Incorporated | Ownership | 100.000 | Cigna Corporation | .N | |
| .0901 | Cigna Group | | 00-0000000 | | | | YCFM Servicios LTDA | .BRA | .NIA | Cigna Global Holdings, Inc. | Ownership | 35.320 | Cigna Corporation | .N | |

| Asterisk | Explanation |
|----------|-------------|
| | |

SCHEDULE Y

PART 2 - SUMMARY OF INSURER'S TRANSACTIONS WITH ANY AFFILIATES

| 1 | 2 | 3 | 4 | 5 | 6 | 7 | 8 | 9 | 10 | 11 | 12 | 13 |
|-------------------------|--------------|-------------------------------------------------------------|--------------------------|--------------------------|---------------------------------------------------------------------------------------------------------------------|-----------------------------------------------------------------------------------------------------------------------------------------|---------------------------------------------------|---------------------------------------------------------------------------|----|----------------------------------------------------------------------------------------------|---------------|-----------------------------------------------------------------------------------------------------|
| NAIC Company Code | ID Number | Names of Insurers and Parent, Subsidiaries or Affiliates | Shareholder Dividends | Capital Contributions | Purchases, Sales or Exchanges of Loans, Securities, Real Estate, Mortgage Loans or Other Investments | Income/ (Disbursements) Incurred in Connection with Guarantees or Undertakings for the Benefit of any Affiliate(s) | Management Agreements and Service Contracts | Income/ (Disbursements) Incurred Under Reinsurance Agreements | * | Any Other Material Activity Not in the Ordinary Course of the Insurer's Business | Totals | Reinsurance Recoverable/ (Payable) on Losses and/or Reserve Credit Taken/(Liability) |
| | 00-0000000 | 222 Main Street CARING GP LLC | | | | | | | | | 0 | |
| | 46-4671745 | 222 Main Street Investors LP | | | | | | | | | 0 | |
| | 00-0000000 | 680 Investors LLC | | | | | | | | | 0 | |
| | 00-0000000 | 685 New Hampshire LLC | | | | | | | | | 0 | |
| | 82-4794800 | 9171 Wilshire CPI-CII LLC | | | | | | | | | 0 | |
| | 11-3358535 | Accredo Health Group, Inc. | | | | | | | | | 0 | |
| | 55-0894449 | Accredo Health, Incorporated | | | | | | | | | 0 | |
| | 13-3888838 | AHG of New York, Inc. | | | | | | | | | 0 | |
| | 75-3040465 | Airport Holdings, LLC | | | | | | | | | 0 | |
| | 35-2562415 | Alegis Care Services, LLC | | | | | | | | | 0 | |
| | 85-0909305 | Alegis Care Services of Colorado, LLC | | | | | | | | | 0 | |
| | 81-0400550 | Allegiance Benefit Plan Management, Inc. | | | | | 15,007,518 | | | | 15,007,518 | |
| | 03-0507057 | Allegiance Care Management, LLC | | | | | 92,821 | | | | 92,821 | |
| | 71-0916514 | Allegiance COBRA Services, Inc. | | | | | 605 | | | | 605 | |
| 12814 | 20-4433475 | Allegiance Life & Health Insurance Company | | | | | | | | | | |
| | | | | | | | (1,812,762) | (383,300) | | | (2,196,062) | 31,870 |
| | 26-2201582 | Allegiance Provider Direct, LLC | | | | | | | | | 0 | |
| | 20-3851464 | Allegiance Re, Inc. | | | | | | | | | 0 | |
| 88366 | 59-2760189 | American Retirement Life Insurance Company | (15,000,000) | (5,000,000) | | | (22,125,012) | | | | (42,125,012) | |
| | 82-3315524 | Arbor Heights Venture LLC | | | | | | | | | 0 | |
| | 46-4080861 | AristaMD, Inc. | | | | | | | | | 0 | |
| | 86-3581583 | Arizona Health Plan, Inc. | | | | | | | | | 0 | |
| | 00-0000000 | Ascent Health Services LLC | (200,000,000) | | | | (64,616) | | | | (200,064,616) | |
| | 81-0585518 | Benefit Management Corp. | (5,000,000) | | | | | | | | (5,000,000) | |
| | 81-2650133 | Berewick Apartments LLC | | | | | | | | | 0 | |
| | 43-1815573 | Biopartners in Care, Inc. | | | | | | | | | 0 | |
| | 06-1522976 | Blodget & Hazard Limited | | | | | | | | | 0 | |
| 10095 | 52-2259087 | Bravo Health Mid-Atlantic, Inc. | | | | | (25,914,803) | | | | (25,914,803) | |
| 11524 | 52-2363406 | Bravo Health Pennsylvania, Inc. | (23,000,000) | | | | (109,766,931) | | | | (132,766,931) | |
| | 27-1713977 | Brighter, Inc. | | | | | 1,274,117 | | | | 1,274,117 | |
| | 46-4918521 | Buoy Health, Inc. | | | | | | | | | 0 | |
| | 61-1162797 | Care Continuum, Inc. | | | | | | | | | 0 | |
| | 85-0954556 | CareAllies Accountable Care Collaborative LLC | | | | | | | | | 0 | |
| | 85-0935554 | CareAllies Accountable Care Network LLC | | | | | | | | | 0 | |
| | 26-0180898 | CareAllies, Inc. | | | | | (1,234) | | | | (1,234) | |
| | 81-2760646 | CareAllies, LLC | | | | | | | | | 0 | |
| | 14-1831391 | CareCore National, LLC | | | | | | | | | 0 | |
| 10144 | 20-1089572 | CareCore NJ, LLC | | | | | | | | | 0 | |
| | 45-2681649 | CarePlexus, LLC | | | | | | | | | 0 | |
| | 83-1400586 | CARING 18th & Salmon Investor LLC | | | | | | | | | 0 | |
| | 83-2562994 | CARING 500 Ygnacio Investor LLC | | | | | | | | | 0 | |
| | 84-1960231 | CARING 3130 Investor LLC | | | | | | | | | 0 | |

SCHEDULE Y

PART 2 - SUMMARY OF INSURER'S TRANSACTIONS WITH ANY AFFILIATES

| 1 | 2 | 3 | 4 | 5 | 6 | 7 | 8 | 9 | 10 | 11 | 12 | 13 |
|-------------------------|--------------|-------------------------------------------------------------|--------------------------|--------------------------|---------------------------------------------------------------------------------------------------------------------|-----------------------------------------------------------------------------------------------------------------------------------------|---------------------------------------------------|---------------------------------------------------------------------------|----|----------------------------------------------------------------------------------------------|--------|-----------------------------------------------------------------------------------------------------|
| NAIC Company Code | ID Number | Names of Insurers and Parent, Subsidiaries or Affiliates | Shareholder Dividends | Capital Contributions | Purchases, Sales or Exchanges of Loans, Securities, Real Estate, Mortgage Loans or Other Investments | Income/ (Disbursements) Incurred in Connection with Guarantees or Undertakings for the Benefit of any Affiliate(s) | Management Agreements and Service Contracts | Income/ (Disbursements) Incurred Under Reinsurance Agreements | * | Any Other Material Activity Not in the Ordinary Course of the Insurer's Business | Totals | Reinsurance Recoverable/ (Payable) on Losses and/or Reserve Credit Taken/(Liability) |
| | 83-2318410 | CARING 9171 Wilshire Investor LLC | | | | | | | | | 0 | |
| | 83-2851501 | CARING Alta Englewood Investor LLC | | | | | | | | | 0 | |
| | 85-2966766 | CARING Alta Leander Investor LLC | | | | | | | | | 0 | |
| | 83-2563284 | CARING Alta Woodson Investor LLC | | | | | | | | | 0 | |
| | 85-2966766 | CARING Avondale Investor LLC | | | | | | | | | 0 | |
| | 32-0570889 | CARING Capitol Hill GP LLC | | | | | | | | | 0 | |
| | 37-1903297 | CARING Capitol Hill LP LLC | | | | | | | | | 0 | |
| | 83-2851364 | CARING Century Plaza Investor LLC | | | | | | | | | 0 | |
| | 83-2318370 | CARING Dulles Town Center Investor LLC | | | | | | | | | 0 | |
| | 83-3701937 | CARING Firestone Investor LLC | | | | | | | | | 0 | |
| | | CARING JA Lofts Investor LP LLC | | | | | | | | | 0 | |
| | | CARING JA Lofts Investor GP LLC | | | | | | | | | 0 | |
| | 83-2318233 | CARING Heights at Bear Creek Investor LLC | | | | | | | | | 0 | |
| | | | | | | | | | | | 0 | |
| | 83-1400482 | CARING Hillcrest Investor LLC | | | | | | | | | 0 | |
| | 84-4410554 | CARING IBP Investor LLC | | | | | | | | | 0 | |
| | 85-1961034 | CARING Interbay Investor GP LLC | | | | | | | | | 0 | |
| | 85-1984627 | CARING Interbay Investor LP LLC | | | | | | | | | 0 | |
| | 83-2339522 | CARING Mallory Square Investor LLC | | | | | | | | | 0 | |
| | 83-2563138 | CARING Soma Investor LLC | | | | | | | | | 0 | |
| | 83-2633790 | CARING Alexan Enclave Investor LLC | | | | | | | | | 0 | |
| | 83-2633886 | CARING Orange Collection Investor LLC | | | | | | | | | 0 | |
| | 83-8294933 | CARING South Coast Subsidiary LLC | | | | | | | | | 0 | |
| | 38-4085763 | CARING Westcore Holding Investor LLC | | | | | | | | | 0 | |
| | 83-3923178 | CARING XR International Investor LLC | | | | | | | | | 0 | |
| | 83-4317078 | CARING XR 2 International Investor LLC | | | | | | | | | 0 | |
| | 84-1843578 | CGGL XR 2 International JV LLC | | | | | | | | | 0 | |
| | 84-1843578 | CGGL XR 2 International Mezz LLC | | | | | | | | | 0 | |
| | 45-2604992 | CCN NMO, LLC | | | | | | | | | 0 | |
| | 33-1039759 | CCN-WNY IPA, LLC | | | | | | | | | 0 | |
| | 34-1970892 | Ceres Sales of Ohio, LLC | | | | | (488) | | | | (488) | |
| | 06-1332403 | CG Individual Tax Benefit Payments, Inc. | | | | | | | | | 0 | |
| | 06-1332405 | CG Life Pension Benefits Payments, Inc. | | | | | | | | | 0 | |
| | 06-1332401 | CG LINA Pension Benefits Payments, Inc. | | | | | | | | | 0 | |
| | 84-2083351 | CG-AQ 477 South Market Street LLC | | | | | | | | | 0 | |
| | 84-4773972 | CG-LEDO IBP Venture LLC | | | | | | | | | 0 | |
| | 84-4747045 | CG-LEDO IBP I LLC | | | | | | | | | 0 | |
| | 84-4755025 | CG-LEDO IBP II LLC | | | | | | | | | 0 | |
| | 83-2993316 | CG-Muller 550 Winchester, LLC | | | | | | | | | 0 | |
| | 45-5499889 | CG Seventh Street, LLC | | | | | | | | | 0 | |
| | 82-1280312 | CG/Wood Alta 601, LLC | | | | | | | | | 0 | |
| | 85-2233381 | CG/Wood Alta Leander Station, LLC | | | | | | | | | 0 | |
| | 81-3281922 | CGGL Chapman LLC | | | | | | | | | 0 | |
| | 81-3313562 | CGGL City Parkway LLC | | | | | | | | | 0 | |

SCHEDULE Y

PART 2 - SUMMARY OF INSURER'S TRANSACTIONS WITH ANY AFFILIATES

| 1 | 2 | 3 | 4 | 5 | 6 | 7 | 8 | 9 | 10 | 11 | 12 | 13 |
|-------------------------|--------------|---------------------------------------------------------------------------|--------------------------|--------------------------|---------------------------------------------------------------------------------------------------------------------|-----------------------------------------------------------------------------------------------------------------------------------------|---------------------------------------------------|---------------------------------------------------------------------------|----|----------------------------------------------------------------------------------------------|---------------|-----------------------------------------------------------------------------------------------------|
| NAIC Company Code | ID Number | Names of Insurers and Parent, Subsidiaries or Affiliates | Shareholder Dividends | Capital Contributions | Purchases, Sales or Exchanges of Loans, Securities, Real Estate, Mortgage Loans or Other Investments | Income/ (Disbursements) Incurred in Connection with Guarantees or Undertakings for the Benefit of any Affiliate(s) | Management Agreements and Service Contracts | Income/ (Disbursements) Incurred Under Reinsurance Agreements | * | Any Other Material Activity Not in the Ordinary Course of the Insurer's Business | Totals | Reinsurance Recoverable/ (Payable) on Losses and/or Reserve Credit Taken/(Liability) |
| | 61-1797835 | CGGL Orange Collection LLC | | | | | | | | | 0 | |
| | 00-0000000 | CGGL Orange Collection Mezz LLC | | | | | | | | | 0 | |
| | 84-1921719 | CGGL XR International LLC | | | | | | | | | 0 | |
| | 84-1843578 | CGGL XR 2 International LLC | | | | | | | | | 0 | |
| | 00-0000000 | CGO Participatos LTDA | | | | | | | | | 0 | |
| | 59-3466707 | Chiro Alliance Corporation | | | | | | | | | 0 | |
| | 81-3389374 | CIG-LEI Ygnacio Associates LLC | | | | | | | | | 0 | |
| | 82-4774243 | CI-GS Portland, LLC | | | | | | | | | 0 | |
| | 82-1612980 | CI-GS Hillcrest LLC | | | | | | | | | 0 | |
| | 00-0000000 | Cigna & CMB Asset Management Company Limited | | | | | | | | | 0 | |
| | 00-0000000 | Cigna & CMB Health Services Company, Ltd. | | | | | | | | | 0 | |
| | | Cigna & CMB Life Insurance Company Limited | (15,714,046) | | | | | | | | (15,714,046) | 456,882 |
| | 00-0000000 | CIGNA 2000 UK Pension LTD | | | | | | | | | 0 | |
| | 27-5402196 | Cigna Affiliates Realty Investment Group, LLC | | 240,081,158 | | | | | | | 240,081,158 | |
| | 00-0000000 | Cigna Alder Holdings, LLC | | | | | | | | | 0 | |
| | 00-0000000 | Cigna Apac Holdings, Ltd. | | | | | | | | | 0 | |
| 13733 | 03-0452349 | Cigna Arbor Life Insurance Company | (5,500,000) | | | | (9,485) | | | | (5,509,485) | |
| | 98-1181787 | Cigna Beechwood Holdings | | | | | | | | | 0 | |
| | 94-3107309 | Cigna Behavioral Health of California, Inc. | | | | | (33,353) | | | | (33,353) | |
| | 75-2751090 | Cigna Behavioral Health of Texas, Inc. | | | | | (81,990) | | | | (81,990) | |
| | 41-1648670 | Cigna Behavioral Health, Inc. | (85,000,000) | | | | (379,815,611) | | | | (464,815,611) | |
| | 00-0000000 | Cigna Bellevue Alpha LLC | | | | | | | | | 0 | |
| | 02-0515554 | Cigna Benefit Technology Solutions, Inc. | | | | | | | | | 0 | |
| | 01-0947889 | Cigna Benefits Financing, Inc. | | | | | 1,167,360 | | | | 1,167,360 | |
| | 00-0000000 | Cigna Brokerage & Marketing (Thailand) Limited | | | | | | | | | 0 | |
| | 00-0000000 | Cigna Cedar Holdings, Ltd. | | | | | | | | | 0 | |
| | 98-1137759 | Cigna Chestnut Holdings, Ltd. | | | | | | | | | 0 | |
| | 27-3396038 | Cigna Corporate Services, LLC | | | | | | | | | 0 | |
| | 82-4991898 | Cigna Corporation (A Delaware corporation and ultimate parent company) | 2,318,500,000 | | | | | | | | 2,318,500,000 | |
| | 00-0000000 | Cigna Data Services (Shanghai) Company Limited | | | | | | | | | 0 | |
| | 59-2600475 | Cigna Dental Health Of California, Inc. | (12,000,000) | | | | (120,504) | | | | (12,120,504) | |
| 11175 | 59-2675861 | Cigna Dental Health Of Colorado, Inc. | (2,700,000) | | | | (1,028,488) | | | | (3,728,488) | |
| 95380 | 59-2676987 | Cigna Dental Health Of Delaware, Inc. | | | | | (22,072) | | | | (22,072) | |
| 52021 | 59-1611217 | Cigna Dental Health Of Florida, Inc. | (10,000,000) | | | | (4,392,036) | | | | (14,392,036) | |
| | 06-1351097 | Cigna Dental Health of Illinois, Inc. | | | | | | | | | 0 | |
| 52024 | 59-2625350 | Cigna Dental Health Of Kansas, Inc. | (540,000) | | | | (208,932) | | | | (748,932) | |

SCHEDULE Y

PART 2 - SUMMARY OF INSURER'S TRANSACTIONS WITH ANY AFFILIATES

| 1 | 2 | 3 | 4 | 5 | 6 | 7 | 8 | 9 | 10 | 11 | 12 | 13 |
|-------------------------|--------------|-------------------------------------------------------------|--------------------------|--------------------------|---------------------------------------------------------------------------------------------------------------------|-----------------------------------------------------------------------------------------------------------------------------------------|---------------------------------------------------|---------------------------------------------------------------------------|----|----------------------------------------------------------------------------------------------|-----------------|-----------------------------------------------------------------------------------------------------|
| NAIC Company Code | ID Number | Names of Insurers and Parent, Subsidiaries or Affiliates | Shareholder Dividends | Capital Contributions | Purchases, Sales or Exchanges of Loans, Securities, Real Estate, Mortgage Loans or Other Investments | Income/ (Disbursements) Incurred in Connection with Guarantees or Undertakings for the Benefit of any Affiliate(s) | Management Agreements and Service Contracts | Income/ (Disbursements) Incurred Under Reinsurance Agreements | * | Any Other Material Activity Not in the Ordinary Course of the Insurer's Business | Totals | Reinsurance Recoverable/ (Payable) on Losses and/or Reserve Credit Taken/(Liability) |
| 52108 | 59-2619589 | Cigna Dental Health Of Kentucky, Inc. | (3,250,000) | | | | (1,298,064) | | | | (4,548,064) | |
| 48119 | 20-2844020 | Cigna Dental Health Of Maryland, Inc. | (3,750,000) | | | | (1,112,646) | | | | (4,862,646) | |
| 11160 | 06-1582068 | Cigna Dental Health Of Missouri, Inc. | (1,582,000) | | | | (544,286) | | | | (2,126,286) | |
| 11167 | 59-2308062 | Cigna Dental Health Of New Jersey, Inc. | (1,100,000) | | | | (1,733,110) | | | | (2,833,110) | |
| 95179 | 56-1803464 | Cigna Dental Health Of North Carolina, Inc. | | | | | (711,417) | | | | (711,417) | |
| 47805 | 59-2579774 | Cigna Dental Health Of Ohio, Inc. | (1,800,000) | | | | (1,005,885) | | | | (2,805,885) | |
| 47041 | 52-1220578 | Cigna Dental Health Of Pennsylvania, Inc. | | | | | | | | | | |
| | | | (1,850,000) | | | | (742,523) | | | | (2,592,523) | |
| 95037 | 59-2676977 | Cigna Dental Health Of Texas, Inc. | (7,900,000) | | | | (4,664,458) | | | | (12,564,458) | |
| 52617 | 52-2188914 | Cigna Dental Health Of Virginia, Inc. | (2,000,000) | | | | (702,684) | | | | (2,702,684) | |
| 47013 | 86-0807222 | Cigna Dental Health Plan Of Arizona, Inc. | | | | | | | | | | |
| | | | (3,200,000) | | | | 605,726 | | | | (2,594,274) | |
| | 59-2308055 | Cigna Dental Health, Inc. | 6,672,000 | | | | 32,679,293 | | | | 39,351,293 | |
| | 58-1136865 | Cigna Direct Marketing Company, Inc. | | | | | | | | | 0 | |
| | 98-1155943 | Cigna Elmwood Holdings, SPRL | | | | | | | | | 0 | |
| | 00-0000000 | Cigna Europe Insurance Company S.A.-N.V. | | | | | | | | | 0 | |
| | 00-0000000 | Cigna European Services (UK) Limited | | | | | | | | | 0 | |
| | 62-1724116 | Cigna Federal Benefits, Inc. | | | | | | | | | 0 | |
| | 00-0000000 | Cigna Finans Emeklilik Ve Hayat A.S. | | | | | | | | | 0 | |
| | 51-0389196 | Cigna Global Holdings, Inc. | (19,096,130) | 144,927,800 | | | (12,299) | | | | 125,819,371 | |
| | 68-0676638 | Cigna Global Insurance Company Limited | | | | | (3,131) | (291,927) | | | (295,058) | |
| | 98-0210110 | Cigna Global Reinsurance Company, Ltd. | (136,971,699) | | | | (125,772) | 9,729,123 | | | (127,368,348) | (115,182,312) |
| | | Cigna Global Wellbeing Holdings Limited | | | | | | | | | 0 | |
| | | Cigna Global Wellbeing Solutions Limited | | | | | | | | | 0 | |
| 67369 | 59-1031071 | Cigna Health and Life Insurance Company | (1,715,000,000) | (282,735,774) | (1,084,457,759) | | 235,477,856 | (116,899,356) | | | (2,963,615,033) | 38,394,202 |
| | 62-1312478 | Cigna Health Corporation | (29,000,000) | | | | 45,957,249 | | | | 16,957,249 | |
| | 23-1728483 | Cigna Health Management, Inc. | | | | | 63,598,943 | 110,234,514 | | | 173,833,457 | |
| | 00-0000000 | Cigna Health Solution India Pvt. Ltd. | | | | | 352,974 | | | | 352,974 | |
| | 23-2741293 | Cigna Healthcare Benefits, Inc. | | | | | | | | | 0 | |
| | 84-0985843 | Cigna Healthcare Holdings, Inc. | | | | | | | | | 0 | |
| 95599 | 52-1404350 | Cigna HealthCare Mid-Atlantic, Inc. | | | | | | | | | 0 | |
| 95125 | 86-0334392 | Cigna HealthCare of Arizona, Inc. | | 7,000,000 | | | (12,135,018) | (360,762) | | | (5,495,780) | 795,027 |
| | 95-3310115 | Cigna HealthCare of California, Inc. | | | | (147,500) | (22,791,045) | (1,460,101) | | | (24,398,646) | 5,213,446 |
| 95604 | 84-1004500 | Cigna HealthCare of Colorado, Inc. | | | | | (1,228,416) | 965 | | | (1,227,451) | 21,043 |
| 95660 | 06-1141174 | Cigna HealthCare of Connecticut, Inc. | | | | | (745,287) | (21,879) | | | (767,166) | 8,320 |
| 95136 | 59-2089259 | Cigna HealthCare of Florida, Inc. | | | | | (259,279) | (58,630) | | | (317,909) | 31,845 |
| 96229 | 58-1641057 | Cigna HealthCare of Georgia, Inc. | | | | | (48,638,452) | 1,320,245 | | | (47,318,207) | 5,657 |
| 95602 | 36-3385638 | Cigna HealthCare of Illinois, Inc. | (1,500,000) | | | (23,000) | (11,380,328) | (1,612,980) | | | (14,516,308) | 1,015,383 |
| 95525 | 35-1679172 | Cigna HealthCare of Indiana, Inc. | | | | | (6,612) | (663) | | | (7,275) | 252 |
| 95477 | 01-0418220 | Cigna HealthCare of Maine, Inc. | | | | | | | | | 0 | |
| 95220 | 02-0402111 | Cigna HealthCare of Massachusetts, Inc. | | | | | | | | | 0 | |
| 95493 | 02-0387749 | Cigna HealthCare of New Hampshire, Inc. | | | | | (7,241) | | | | (7,241) | |
| 95500 | 22-2720890 | Cigna HealthCare of New Jersey, Inc. | (6,000,000) | | | | (55,610) | (14,722) | | | (6,070,332) | 5,598 |

SCHEDULE Y

PART 2 - SUMMARY OF INSURER'S TRANSACTIONS WITH ANY AFFILIATES

| 1 | 2 | 3 | 4 | 5 | 6 | 7 | 8 | 9 | 10 | 11 | 12 | 13 |
|-------------------------|--------------|-----------------------------------------------------------------|--------------------------|--------------------------|---------------------------------------------------------------------------------------------------------------------|-----------------------------------------------------------------------------------------------------------------------------------------|---------------------------------------------------|---------------------------------------------------------------------------|----|----------------------------------------------------------------------------------------------|--------------|-----------------------------------------------------------------------------------------------------|
| NAIC Company Code | ID Number | Names of Insurers and Parent, Subsidiaries or Affiliates | Shareholder Dividends | Capital Contributions | Purchases, Sales or Exchanges of Loans, Securities, Real Estate, Mortgage Loans or Other Investments | Income/ (Disbursements) Incurred in Connection with Guarantees or Undertakings for the Benefit of any Affiliate(s) | Management Agreements and Service Contracts | Income/ (Disbursements) Incurred Under Reinsurance Agreements | * | Any Other Material Activity Not in the Ordinary Course of the Insurer's Business | Totals | Reinsurance Recoverable/ (Payable) on Losses and/or Reserve Credit Taken/(Liability) |
| 95132 | 56-1479515 | Cigna HealthCare of North Carolina, Inc. | | | | | (26,276,644) | (344,872) | | | (26,621,516) | 240,792 |
| 95121 | 23-2301807 | Cigna HealthCare of Pennsylvania, Inc. | | | | | | | | | 0 | |
| 95708 | 06-1185590 | Cigna HealthCare of South Carolina, Inc. | (3,500,000) | | | | (10,775,576) | (2,754) | | | (14,278,330) | 1,047 |
| 95635 | 36-3359925 | Cigna HealthCare of St. Louis, Inc. | | 6,000,000 | | | (5,100,099) | (39,236) | | | 860,665 | 14,921 |
| 95606 | 62-1218053 | Cigna HealthCare of Tennessee, Inc. | | 2,000,000 | | | (1,969,044) | | | | 30,956 | 241,018 |
| 95383 | 74-2767437 | Cigna HealthCare of Texas, Inc. | (18,000,000) | | | | (4,429,448) | (468,892) | | | (22,898,340) | 539,243 |
| 95518 | 62-1230908 | Cigna HealthCare of Utah, Inc. | | | | | | | | | 0 | |
| | 02-0495422 | Cigna Healthcare, Inc. | | | | | (1,026) | | | | (1,026) | |
| | 00-0000000 | Cigna HLA Technology Services Company Limited | | | | | | | | | 0 | |
| | 06-1059331 | Cigna Holding Company | | | | 170,500 | (9,381) | | | | 161,119 | |
| | 23-3009279 | Cigna Holdings Overseas, Inc. | | | | | | | | | 0 | |
| | 06-1072796 | Cigna Holdings, Inc. | 356,067,829 | (163,937,800) | | | (180,003) | | | | 191,950,026 | |
| | 00-0000000 | Cigna Hong Kong Holdings Company Limited | | | | | | | | | 0 | |
| | 27-1903785 | Cigna Insurance Agency, LLC | | | | | | | | | 0 | |
| | 00-0000000 | Cigna Insurance Management Services (DIFC), Ltd. | | | | | | | | | 0 | |
| | 00-0000000 | Cigna Insurance Middle East S.A.L. | | | | | 5,569,152 | | | | 5,569,152 | |
| | 00-0000000 | Cigna Insurance Public Company Limited | | | | | | | | | 0 | |
| | 00-0000000 | Cigna Insurance Services (Europe) Limited | | | | | | | | | 0 | |
| | 23-2924152 | Cigna Integratedcare, Inc. | | | | | | | | | 0 | |
| | 51-0402128 | Cigna Intellectual Property, Inc. | | 10,000 | | | | | | | 10,000 | |
| | 51-0111677 | Cigna International Corporation, Inc. | | | | | (7,965,912) | | | | (7,965,912) | |
| | 52-0291385 | Cigna International Finance, Inc. | | | | | | | | | 0 | |
| | 00-0000000 | Cigna International Health Services Kenya Limited | | | | | | | | | 0 | |
| | 00-0000000 | Cigna International Health Services Sdn. Bhd. | | | | | | | | | 0 | |
| | 00-0000000 | Cigna International Health Services, BVBA | | | | | | | | | 0 | |
| | 30-0526216 | Cigna International Health Services, LLC | | | | | | | | | 0 | |
| | | Cigna International Marketing (Thailand) Limited | | | | | | | | | 0 | |
| | 00-0000000 | Cigna International Services Australia Pty Ltd. | | | | | | | | | 0 | |
| | 23-2610178 | Cigna International Services, Inc. | | | | | | | | | 0 | |
| | 06-1095823 | Cigna Investment Group, Inc. | | | | | (1,953) | | | | (1,953) | |
| | 06-0861092 | Cigna Investments, Inc. | | | | | 42,224,783 | | | | 42,224,783 | |
| | 00-0000000 | Cigna Korea Chusik Heosa (A/K/A Cigna Korea Company Limited) | | | | | | | | | 0 | |
| | 98-1146864 | Cigna Laurel Holdings, Ltd. | | | | | | | | | 0 | |
| | 00-0000000 | Cigna Legal Protection U.K. Ltd. | | | | | | | | | 0 | |
| | AA-1560515 | Cigna Life Insurance Company of Canada | | | | 41,723 | (6,795,093) | (508,973) | | | (7,262,343) | 2,367 |

SCHEDULE Y

PART 2 - SUMMARY OF INSURER'S TRANSACTIONS WITH ANY AFFILIATES

| 1 | 2 | 3 | 4 | 5 | 6 | 7 | 8 | 9 | 10 | 11 | 12 | 13 |
|-------------------------|--------------|------------------------------------------------------------------------------------------------|--------------------------|--------------------------|---------------------------------------------------------------------------------------------------------------------|-----------------------------------------------------------------------------------------------------------------------------------------|---------------------------------------------------|---------------------------------------------------------------------------|----|----------------------------------------------------------------------------------------------|---------------|-----------------------------------------------------------------------------------------------------|
| NAIC Company Code | ID Number | Names of Insurers and Parent, Subsidiaries or Affiliates | Shareholder Dividends | Capital Contributions | Purchases, Sales or Exchanges of Loans, Securities, Real Estate, Mortgage Loans or Other Investments | Income/ (Disbursements) Incurred in Connection with Guarantees or Undertakings for the Benefit of any Affiliate(s) | Management Agreements and Service Contracts | Income/ (Disbursements) Incurred Under Reinsurance Agreements | * | Any Other Material Activity Not in the Ordinary Course of the Insurer's Business | Totals | Reinsurance Recoverable/ (Payable) on Losses and/or Reserve Credit Taken/(Liability) |
| | AA-1240009 | Cigna Life Insurance Company of Europe S.A.-N.V. | | | | | (6,922) | 291,927 | | | 285,005 | |
| 64548 | 13-2556568 | Cigna Life Insurance Company of New York | | | | | (448,767) | 11,628,268 | | | 11,179,501 | 116,322,874 |
| | 00-0000000 | Cigna Life Insurance New Zealand Limited | | | | | | | | | 0 | |
| | 46-4110289 | Cigna Linden Holdings, Inc. | | | | | | | | | 0 | |
| | 98-1232512 | Cigna Magnolia Holdings, Ltd. | | | | | | | | | 0 | |
| | 23-2741294 | Cigna Managed Care Benefits Company | | | | | 23,237,225 | | | | 23,237,225 | |
| | 98-1154657 | Cigna Myrtle Holdings, Ltd. | | | | | | | | | 0 | |
| 61727 | 34-0970995 | Cigna National Health Insurance Company | | | | | (1,219,430) | | | | (1,219,430) | |
| | 00-0000000 | Cigna Nederland Gamma B.V. | | | | | | | | | 0 | |
| | 00-0000000 | Cigna New Zealand Holdings Limited | | | | | | | | | 0 | |
| | 00-0000000 | Cigna Oak Holdings, Ltd. | | | | | | | | | 0 | |
| | 32-0222252 | Cigna Onsite Health, LLC | | | | | (7,499) | | | | (7,499) | |
| | 98-1232443 | Cigna Palmetto Holdings, Ltd. | | | | | | | | | 0 | |
| | 46-4099800 | Cigna Poplar Holdings, Inc. | | | | | | | | | 0 | |
| | 06-1071502 | Cigna RE Corporation | | | | | | | | | 0 | |
| | 06-1567902 | Cigna Resource Manager, Inc. | | | | | | | | | 0 | |
| | 00-0000000 | Cigna Spruce Holdings GmbH | | | | | | | | | 0 | |
| | 00-0000000 | Cigna Taiwan Life Assurance Company Limited | | | | | | | | | 0 | |
| | 00-0000000 | Cigna Teak Holdings, LLC | | | | | | | | | 0 | |
| | 00-0000000 | Cigna Turkey Danismanlik Hizmetleri, A.S (A/K/A Cigna Turkey Consultancy Services, A.S.) | | | | | | | | | 0 | |
| | 83-1069280 | Cigna Ventures, LLC | | 65,944,210 | | | | | | | 65,944,210 | |
| | 00-0000000 | Cigna Walnut Holdings, Ltd. | | | | | | | | | 0 | |
| | 00-0000000 | Cigna Willow Holdings, Ltd. | | | | | | | | | 0 | |
| | 00-0000000 | Cigna Worldwide General Insurance Company Limited | | | | | | | | | 0 | |
| 90859 | 23-2088429 | Cigna Worldwide Insurance Company | | | | | (43,521) | (76,054) | | | (119,575) | 8,982,517 |
| | 00-0000000 | Cigna Worldwide Life Insurance Company Limited | | | | | 151,934 | | | | 151,934 | |
| | 00-0000000 | Claims and Risk Services Limited | | | | | | | | | 0 | |
| | 00-0000000 | ManipalCigna Health Insurance Company Limited | | | | | | | | | 0 | |
| | 84-1461840 | Community Health Network, LLC | | | | | | | | | 0 | |
| | 06-1252419 | Connecticut General Benefit Payments, Inc. | | | | | | | | | 0 | |
| | 06-0840391 | Connecticut General Corporation | 387,186,308 | 4,000,000 | | | (360) | | | | 391,185,948 | |
| 62308 | 06-0303370 | Connecticut General Life Insurance Company | (124,000,000) | (273,408) | (854,775) | | (11,230,115) | (120,212,696) | | | (256,570,994) | (754,949,558) |
| | 82-4936006 | CPI-CII 9171 Wilshire JV LLC | | | | | | | | | 0 | |
| | 27-3555688 | CR Washington Street Investors LP | | | | | | | | | 0 | |
| | 47-2746692 | Cricket Health, Inc. | | | | | | | | | 0 | |

SCHEDULE Y

PART 2 - SUMMARY OF INSURER'S TRANSACTIONS WITH ANY AFFILIATES

| 1 | 2 | 3 | 4 | 5 | 6 | 7 | 8 | 9 | 10 | 11 | 12 | 13 |
|-------------------------|--------------|--------------------------------------------------------------|--------------------------|--------------------------|---------------------------------------------------------------------------------------------------------------------|-----------------------------------------------------------------------------------------------------------------------------------------|---------------------------------------------------|---------------------------------------------------------------------------|----|----------------------------------------------------------------------------------------------|-----------|-----------------------------------------------------------------------------------------------------|
| NAIC Company Code | ID Number | Names of Insurers and Parent, Subsidiaries or Affiliates | Shareholder Dividends | Capital Contributions | Purchases, Sales or Exchanges of Loans, Securities, Real Estate, Mortgage Loans or Other Investments | Income/ (Disbursements) Incurred in Connection with Guarantees or Undertakings for the Benefit of any Affiliate(s) | Management Agreements and Service Contracts | Income/ (Disbursements) Incurred Under Reinsurance Agreements | * | Any Other Material Activity Not in the Ordinary Course of the Insurer's Business | Totals | Reinsurance Recoverable/ (Payable) on Losses and/or Reserve Credit Taken/(Liability) |
| | 36-4369972 | CuraScript, Inc. | | | | | | | | | 0 | |
| | 16-1526641 | Diversified NY IPA, Inc. | | | | | | | | | 0 | |
| | 41-1627938 | Diversified Pharmaceutical Services, Inc. | | | | | | | | | 0 | |
| | 52-2099336 | Dulles Town Center Mall, LLC | | | | | | | | | 0 | |
| | 27-3542089 | Econdisc Contracting Solutions, LLC | | | | | | | | | 0 | |
| | 00-0000000 | Egyptian Emirates Administration Services SAE | | | | | | | | | 0 | |
| | | ESI Canada | | | | | | | | | 0 | |
| | | ESI GP Canada ULC | | | | | | | | | 0 | |
| | 43-1925556 | ESI GP Holdings, Inc. | | | | | | | | | 0 | |
| | 00-0000000 | ESI GP2 Canada ULC | | | | | | | | | 0 | |
| | 74-2974964 | ESI Mail Order Processing, Inc. (f/k/a NXI) | | | | | | | | | 0 | |
| | 43-1867735 | ESI Mail Pharmacy Service, Inc. | | | | | | | | | 0 | |
| | 43-1925562 | ESI Partnership | | | | | | | | | 0 | |
| | 41-2006555 | ESI Resources, Inc. | | | | | | | | | 0 | |
| | 85-2732455 | Evernorth Enterprise Services, Inc. | | | | | | | | | 0 | |
| | 85-2759151 | Evernorth Sales Operations, Inc. | | | | | | | | | 0 | |
| | 85-2717903 | Evernorth Strategic Development, Inc. | | | | | | | | | 0 | |
| | 46-4676347 | eviCore 1, LLC | | | | | | | | | 0 | |
| | 62-1615395 | eviCore healthcare MSI, LLC | | | | | (20,931) | | | | (20,931) | |
| 13918 | 27-3175443 | Express Reinsurance Company | | | | | | | | | 0 | |
| | 41-2063830 | Express Scripts Administrators LLC | | | | | | | | | 0 | |
| | | Express Scripts Canada Co. | | | | | | | | | 0 | |
| | 43-1942542 | Express Scripts Canada Holding Co. | | | | | | | | | 0 | |
| | 27-1490640 | Express Scripts Canada Holding, LLC | | | | | | | | | 0 | |
| | 00-0000000 | Express Scripts Canada Services | | | | | | | | | 0 | |
| | | Express Scripts Canada Wholesale | | | | | | | | | 0 | |
| | 84-5003423 | Express Scripts Health Information Network Partners, Inc. | | | | | | | | | 0 | |
| | 45-2884094 | Evernorth Health, Inc. | | | | | (740,681) | | | | (740,681) | |
| | 20-5826948 | Express Scripts Pharmaceutical Procurement, LLC | | | | | | | | | 0 | |
| | 00-0000000 | Express Scripts Pharmacy Atlantic, Ltd. | | | | | | | | | 0 | |
| | 00-0000000 | Express Scripts Pharmacy Central, Ltd. | | | | | | | | | 0 | |
| | 00-0000000 | Express Scripts Pharmacy Ontario, Ltd. | | | | | | | | | 0 | |
| | 00-0000000 | Express Scripts Pharmacy West, Ltd. | | | | | | | | | 0 | |
| | 30-0789911 | Express Scripts Pharmacy, Inc. | | | | | | | | | 0 | |
| | 22-3114423 | Express Scripts Sales Operations, Inc. | | | | | | | | | 0 | |
| | 20-3126104 | Express Scripts Senior Care Holdings, Inc. | | | | | | | | | 0 | |
| | 20-3126075 | Express Scripts Senior Care, Inc. | | | | | | | | | 0 | |
| | 43-1832983 | Express Scripts Services Co. | | | | | | | | | 0 | |

SCHEDULE Y

PART 2 - SUMMARY OF INSURER'S TRANSACTIONS WITH ANY AFFILIATES

| 1 | 2 | 3 | 4 | 5 | 6 | 7 | 8 | 9 | 10 | 11 | 12 | 13 |
|-------------------------|--------------|--------------------------------------------------------------|--------------------------|--------------------------|---------------------------------------------------------------------------------------------------------------------|-----------------------------------------------------------------------------------------------------------------------------------------|---------------------------------------------------|---------------------------------------------------------------------------|----|----------------------------------------------------------------------------------------------|---------------|-----------------------------------------------------------------------------------------------------|
| NAIC Company Code | ID Number | Names of Insurers and Parent, Subsidiaries or Affiliates | Shareholder Dividends | Capital Contributions | Purchases, Sales or Exchanges of Loans, Securities, Real Estate, Mortgage Loans or Other Investments | Income/ (Disbursements) Incurred in Connection with Guarantees or Undertakings for the Benefit of any Affiliate(s) | Management Agreements and Service Contracts | Income/ (Disbursements) Incurred Under Reinsurance Agreements | * | Any Other Material Activity Not in the Ordinary Course of the Insurer's Business | Totals | Reinsurance Recoverable/ (Payable) on Losses and/or Reserve Credit Taken/(Liability) |
| | 43-1869712 | Express Scripts Specialty Distribution Services, Inc. | | | | | | | | | 0 | |
| | 22-2230703 | Express Scripts Strategic Development, Inc. | | | | | | | | | 0 | |
| | 43-1869714 | Express Scripts Utilization Management Company | | | | | | | | | 0 | |
| | 43-1420563 | Express Scripts, Inc. | | | | | 170,995,725 | | | | 170,995,725 | |
| | 00-0000000 | FirstAssist Administration Limited | | | | | | | | | 0 | |
| | 23-1914061 | Former Cigna Investments, Inc. | | | | (41,723) | 23,537 | | | | (18,186) | |
| | 02-0523249 | Freco, Inc. | | | | | | | | | 0 | |
| | 20-3229217 | Freedom Service Company, LLC | | | | | | | | | 0 | |
| | 00-0000000 | Gillette Ridge Community Council, Inc. | | | | | | | | | 0 | |
| | 20-3700105 | Gillette Ridge Golf, LLC | | | | | | | | | 0 | |
| 95388 | 93-1174749 | Great-West Healthcare of Illinois, Inc. | | | | | | | | | 0 | |
| | 00-0000000 | GRG Acquisitions LLC | | (54,081) | | | | | | | (54,081) | |
| | 11-9599164 | Grown Ups New Zealand Limited | | | | | | | | | 0 | |
| | 76-0657035 | GulfQuest, LP | (36,000,000) | | | | 342,043,407 | | | | 306,043,407 | |
| | 52-2149519 | Hazard Center Investment Company LLC | | | | | | | | | 0 | |
| | 04-2992335 | Healthbridge Reimbursement & Product Support, Inc. | | | | | | | | | 0 | |
| | 26-2159005 | Healthbridge, Inc. | | | | | | | | | 0 | |
| | 46-2086778 | Health-Lynx, LLC | | | | | | | | | 0 | |
| | 06-1533555 | Healthsource Benefits, Inc. | | | | | | | | | 0 | |
| | 02-0467679 | Healthsource Properties, Inc. | | | | | | | | | 0 | |
| | 02-0387748 | Healthsource, Inc. | 29,000,000 | | | | | | | | 29,000,000 | |
| 12902 | 20-8534298 | HealthSpring Life & Health Insurance Company, Inc. | (148,000,000) | | | | (763,833,841) | | | | (911,833,841) | |
| | 20-8647386 | HealthSpring Management of America, LLC | | 25,000,000 | | | 169,517,115 | | | | 194,517,115 | |
| 11532 | 65-1129599 | HealthSpring of Florida, Inc. | (22,000,000) | | | | (115,751,279) | | | | (137,751,279) | |
| | 26-2353772 | HealthSpring Pharmacy of Tennessee, LLC | | | | | | | | | 0 | |
| | 26-2353476 | HealthSpring Pharmacy Services, LLC | | | | | | | | | 0 | |
| | 72-1559530 | HealthSpring USA, LLC | (11,000,000) | | | | 181,989,346 | | | | 170,989,346 | |
| | 20-1821898 | HealthSpring, Inc. | | | | | 63,603,327 | | | | 63,603,327 | |
| | 81-4139432 | Heights at Bear Creek Venture LLC | | | | | | | | | 0 | |
| | 20-4266628 | Home Physicians Management, LLC | | | | | | | | | 0 | |
| | 75-3108521 | HouQuest, LLC | | | | | | | | | 0 | |
| | 37-1708015 | Houston Briar Forest Apartments Limited Partnership | | | | | | | | | 0 | |
| | 95-4838551 | Ideal Properties II LLC | | | | | | | | | 0 | |
| | 35-2041388 | IHN, Inc. | | | | | (2,240) | | | | (2,240) | |
| | 00-0000000 | Independent Health Information Technology Services L.L.C. | | | | | | | | | 0 | |
| | 82-1655179 | Innovative Product Alignment, LLC | | | | | | | | | 0 | |
| | 82-0658250 | Inside RX, LLC | | | | | | | | | 0 | |

SCHEDULE Y

PART 2 - SUMMARY OF INSURER'S TRANSACTIONS WITH ANY AFFILIATES

| 1 | 2 | 3 | 4 | 5 | 6 | 7 | 8 | 9 | 10 | 11 | 12 | 13 |
|-------------------------|--------------|-------------------------------------------------------------|--------------------------|--------------------------|---------------------------------------------------------------------------------------------------------------------|-----------------------------------------------------------------------------------------------------------------------------------------|---------------------------------------------------|---------------------------------------------------------------------------|----|----------------------------------------------------------------------------------------------|---------------|-----------------------------------------------------------------------------------------------------|
| NAIC Company Code | ID Number | Names of Insurers and Parent, Subsidiaries or Affiliates | Shareholder Dividends | Capital Contributions | Purchases, Sales or Exchanges of Loans, Securities, Real Estate, Mortgage Loans or Other Investments | Income/ (Disbursements) Incurred in Connection with Guarantees or Undertakings for the Benefit of any Affiliate(s) | Management Agreements and Service Contracts | Income/ (Disbursements) Incurred Under Reinsurance Agreements | * | Any Other Material Activity Not in the Ordinary Course of the Insurer's Business | Totals | Reinsurance Recoverable/ (Payable) on Losses and/or Reserve Credit Taken/(Liability) |
| | 81-0425785 | Intermountain Underwriters, Inc. | | | | | 34,229 | | | | 34,229 | |
| | 00-0000000 | International Pharmaceutical Solutions, GmbH | | | | | | | | | 0 | |
| | 84-3406799 | JA Lofts Holdings, LLC | | | | | | | | | 0 | |
| | 84-3395923 | JA Lofts JV Limited Partnership | | | | | | | | | 0 | |
| | 00-0000000 | Kuwait Emirates Administration Services WLL | | | | | | | | | 0 | |
| | 00-0000000 | KDM (Thailand) Limited | | | | | | | | | 0 | |
| | 20-8064696 | Kronos Optimal Health Company | | | | | (4,516) | | | | (4,516) | |
| | 47-5292506 | L&C Investments, LLC | | | | | | | | | 0 | |
| | 47-4375626 | Lakehills CM-CG LLC | | | | | | | | | 0 | |
| 65498 | 23-1503749 | Life Insurance Company of North America | (646,472,262) | 2,037,895 | 1,233,416,800 | | (20,859,710) | 109,552,755 | | | 677,675,478 | 683,812,199 |
| | 00-0000000 | LINA Financial Service | | | | | | | | | 0 | |
| | 00-0000000 | LINA Life Insurance Company of Korea | | | | | | | | | 0 | 13,995,367 |
| 65722 | 63-0343428 | Loyal American Life Insurance Company | (10,000,000) | (20,000,000) | | | (53,093,986) | | | | (83,093,986) | |
| | 58-2593075 | Lynnfield Compounding Center, Inc. | | | | | | | | | 0 | |
| | 04-3546044 | Lynnfield Drug, Inc. | | | | | | | | | 0 | |
| | 27-1506930 | MAH Pharmacy, LLC | | | | | | | | | 0 | |
| | 80-0908244 | Mallory Square Partners I, LLC | | | | | | | | | 0 | |
| | 88-0241365 | Managed Care Consultants, Inc. | | | | | | | | | 0 | |
| | 51-0500147 | Matrix GPO, LLC | | | | | | | | | 0 | |
| | 59-3720653 | Matrix Healthcare Services, Inc. | | | | | | | | | 0 | |
| | 06-1346406 | MCC Independent Practice Association of New York, Inc. | | | | | | | | | 0 | |
| 34720 | 13-3506395 | Medco Containment Insurance Company of NY | | | | | | | | | 0 | |
| | | | | | | | (12,552,650) | | | | (12,552,650) | |
| 63762 | 42-1425239 | Medco Containment Life Insurance Company | (26,800,000) | | | | (164,769,309) | | | | (191,569,309) | |
| | 27-3709630 | Medco Europe II, LLC | | | | | | | | | 0 | |
| | 46-2166374 | Medco Europe, LLC | | | | | | | | | 0 | |
| | 84-5017653 | Medco Health Information Network Partners, Inc. | | | | | | | | | 0 | |
| | 81-0616525 | Medco Health Puerto Rico, LLC | | | | | | | | | 0 | |
| | 26-3544786 | Medco Health Services, Inc. | | | | | | | | | 0 | |
| | 22-3461740 | Medco Health Solutions, Inc. | 26,800,000 | | | | | | | | 26,800,000 | |
| | 88-0334401 | Mediversal, Inc. | | | | | | | | | 0 | |
| | 27-3801345 | MedSolutions Holdings, Inc. | | | | | | | | | 0 | |
| | 32-0071543 | MSI Health Organization of Texas, Inc. | | | | | | | | | 0 | |
| | 27-5492993 | MSI HT, LLC | | | | | | | | | 0 | |
| | 27-5493148 | MSI LT, LLC | | | | | | | | | 0 | |
| | 27-5493321 | MSI SAR-GW, LLC | | | | | | | | | 0 | |
| | 86-1090522 | MSIAZ I, LLC | | | | | | | | | 0 | |
| | 20-1749733 | MSICA I, LLC | | | | | | | | | 0 | |
| | 20-1222347 | MSICO I, LLC | | | | | | | | | 0 | |
| | 55-0840800 | MSIFL, LLC | | | | | | | | | 0 | |

SCHEDULE Y

PART 2 - SUMMARY OF INSURER'S TRANSACTIONS WITH ANY AFFILIATES

| 1 | 2 | 3 | 4 | 5 | 6 | 7 | 8 | 9 | 10 | 11 | 12 | 13 |
|-------------------------|--------------|-------------------------------------------------------------|--------------------------|--------------------------|---------------------------------------------------------------------------------------------------------------------|-----------------------------------------------------------------------------------------------------------------------------------------|---------------------------------------------------|---------------------------------------------------------------------------|----|----------------------------------------------------------------------------------------------|-------------|-----------------------------------------------------------------------------------------------------|
| NAIC Company Code | ID Number | Names of Insurers and Parent, Subsidiaries or Affiliates | Shareholder Dividends | Capital Contributions | Purchases, Sales or Exchanges of Loans, Securities, Real Estate, Mortgage Loans or Other Investments | Income/ (Disbursements) Incurred in Connection with Guarantees or Undertakings for the Benefit of any Affiliate(s) | Management Agreements and Service Contracts | Income/ (Disbursements) Incurred Under Reinsurance Agreements | * | Any Other Material Activity Not in the Ordinary Course of the Insurer's Business | Totals | Reinsurance Recoverable/ (Payable) on Losses and/or Reserve Credit Taken/(Liability) |
| | 26-0181185 | MSIMD I, LLC | | | | | | | | | 0 | |
| | 74-3122235 | MSINC I, LLC | | | | | | | | | 0 | |
| | 11-3715243 | MSINH II, LLC | | | | | | | | | 0 | |
| | 03-0524694 | MSINH, LLC | | | | | | | | | 0 | |
| | 20-1749446 | MSINJ I, LLC | | | | | | | | | 0 | |
| | 20-1761914 | MSINV I, LLC | | | | | | | | | 0 | |
| | 55-0840806 | MSISC II, LLC | | | | | | | | | 0 | |
| | 26-0336736 | MSIVT I, LLC | | | | | | | | | 0 | |
| | 20-2536458 | MSIWA, LLC | | | | | | | | | 0 | |
| | 36-4833284 | MyM Technology Services, LLC | | | | | | | | | 0 | |
| | 82-1350878 | myMatrixx Holdings, LLC | | | | | | | | | 0 | |
| | 46-2589799 | myMatrixx-B, LLC | | | | | | | | | 0 | |
| | 00-0000000 | NAS Administrative Services Company LLC | | | | | | | | | 0 | |
| | 00-0000000 | NAS Neuron Health Services, L.L.C. | | | | | | | | | 0 | |
| | 00-0000000 | NAS United SPV | | | | | | | | | 0 | |
| | 00-0000000 | Neuron LLC | | | | | | | | | 0 | |
| | 52-1929677 | NewQuest Management Northeast, LLC | | | | | 131,202,288 | | | | 131,202,288 | |
| | 33-1033586 | NewQuest Management of Alabama, LLC | | | | | 212,270,425 | | | | 212,270,425 | |
| | 20-4954206 | NewQuest Management of Florida, LLC | (36,000,000) | | | | 107,729,215 | | | | 71,729,215 | |
| | 77-0632665 | NewQuest Management of Illinois, LLC | | | | | 25,108,551 | | | | 25,108,551 | |
| | 45-0633893 | NewQuest Management of West Virginia, LLC | | | | | | | | | 0 | |
| | 76-0628370 | NewQuest, LLC | 282,000,000 | (25,000,000) | (148,104,266) | | (206,757) | | | | 108,688,977 | |
| | 82-5244890 | Octave Health Group, Inc. | | | | | | | | | 0 | |
| | 91-1599329 | Olympic Health Management Services, Inc. | | | | | | | | | 0 | |
| | 91-1500758 | Olympic Health Management Systems, Inc. | | | | | | | | | 0 | |
| | 00-0000000 | OnePath Life (NZ) Limited | | | | | | | | | 0 | |
| | 80-0818758 | Patient Provider Alliance, Inc. | | | | | | | | | 0 | |
| | 35-1927379 | Priority Healthcare Corporation | | | | | | | | | 0 | |
| | 59-3761140 | Priority Healthcare Distribution, Inc. | | | | | | | | | 0 | |
| 67903 | 23-1335885 | Provident American Life & Health Insurance Company | | | | | (227,681) | | | | (227,681) | |
| | 00-0000000 | PT GAR Indonesia | | | | | | | | | 0 | |
| | AA-5360003 | PT Asuransi Cigna | | | | | | | | | 0 | |
| | 45-5046449 | PUR Arbors Apartments Venture LLC | | | | | | | | | 0 | |
| | 23-3744987 | QualCare Alliance Networks, Inc. | | | | | | | | | 0 | |
| | 46-1801639 | QualCare Management Resources Limited Liability Company | | | | | | | | | 0 | |
| | 22-3129563 | QualCare, Inc. | | | | | (43) | | | | (43) | |
| | 45-5569416 | QPID Health, LLC | | | | | | | | | 0 | |
| | 00-0000000 | RHP (Thailand) Limited | | | | | | | | | 0 | |
| | 83-1460134 | Rise-CG Capitol Hill, LP | | | | | | | | | 0 | |
| | 84-3254168 | Rise-CG JA Lofts Limited Partnership | | | | | | | | | 0 | |
| | 35-1641636 | Sagamore Health Network, Inc. | | | | | 1,064,589 | | | | 1,064,589 | |

SCHEDULE Y

PART 2 - SUMMARY OF INSURER'S TRANSACTIONS WITH ANY AFFILIATES

| 1 | 2 | 3 | 4 | 5 | 6 | 7 | 8 | 9 | 10 | 11 | 12 | 13 |
|-------------------------|--------------|-------------------------------------------------------------|--------------------------|--------------------------|---------------------------------------------------------------------------------------------------------------------|-----------------------------------------------------------------------------------------------------------------------------------------|---------------------------------------------------|---------------------------------------------------------------------------|----|----------------------------------------------------------------------------------------------|--------------|-----------------------------------------------------------------------------------------------------|
| NAIC Company Code | ID Number | Names of Insurers and Parent, Subsidiaries or Affiliates | Shareholder Dividends | Capital Contributions | Purchases, Sales or Exchanges of Loans, Securities, Real Estate, Mortgage Loans or Other Investments | Income/ (Disbursements) Incurred in Connection with Guarantees or Undertakings for the Benefit of any Affiliate(s) | Management Agreements and Service Contracts | Income/ (Disbursements) Incurred Under Reinsurance Agreements | * | Any Other Material Activity Not in the Ordinary Course of the Insurer's Business | Totals | Reinsurance Recoverable/ (Payable) on Losses and/or Reserve Credit Taken/(Liability) |
| | 46-3593103 | SB-SNH LLC | | | | | | | | | 0 | |
| | 22-2483867 | Scibal Associates, Inc. | | | | | (2,134) | | | | (2,134) | |
| | 95-2876207 | Secon Properties, LP | | | | | | | | | 0 | |
| | 82-1732483 | SOMA Apartments Venture LLC | | | | | | | | | 0 | |
| | 82-4405071 | Specialty Products Acquisitions, LLC | | | | | | | | | 0 | |
| | 61-1317695 | SpectraCare Health Care Ventures, Inc. | | | | | | | | | 0 | |
| | 61-1147068 | SpectraCare, Inc. | | | | | | | | | 0 | |
| 77399 | 13-1867829 | Sterling Life Insurance Company | (10,000,000) | | | | (2,246,330) | | | | (12,246,330) | |
| | 47-2658932 | Strategic Pharmaceutical Investments, LLC | | | | | | | | | 0 | |
| | 00-0000000 | SureScripts, LLC | | | | | | | | | 0 | |
| | 22-3474888 | Systemed, LLC | | | | | | | | | 0 | |
| | 23-3074013 | Tel-Drug of Pennsylvania, LLC | | | | | (2,990) | | | | (2,990) | |
| | 46-0427127 | Tel-Drug, Inc. | | | | | (19,251) | | | | (19,251) | |
| | 00-0000000 | Temple Insurance Company Limited | | | | | (20,493) | | | | (20,493) | |
| | 20-5524622 | Tennessee Quest, LLC | (6,000,000) | | | | (6,825,950) | | | | (12,825,950) | |
| | 75-3108527 | TexQuest, LLC | | | | | | | | | 0 | |
| | 85-1955731 | The Flats at Interbay Holdings, LLC | | | | | | | | | 0 | |
| | 85-1955075 | The Flats at Interbay JV Limited Partnership | | | | | | | | | 0 | |
| | 85-1962013 | The Flats at Interbay Limited Partnership | | | | | | | | | 0 | |
| | 46-5264463 | Trainer Rx, Inc. | | | | | | | | | 0 | |
| | 00-0000000 | Transwestern Federal, L.L.C. | | | | | | | | | 0 | |
| | 00-0000000 | Transwestern Federal Holdings, L.L.C. | | | | | | | | | 0 | |
| 65269 | 75-2305400 | United Benefit Life Insurance Company | | | | | (35,865) | | | | (35,865) | |
| | 88-0344624 | Universal Claims Administration | | | | | | | | | 0 | |
| | 82-4410128 | ValoremRx Sourcing Solutions, LLC | | | | | | | | | 0 | |
| | 98-0463704 | Vielife Services, Inc. | | | | | | | | | 0 | |
| | 00-0000000 | Verity Solutions Group, Inc. | | | | | | | | | 0 | |
| | 00-0000000 | Westcore CG AC, LLC | | | | | | | | | 0 | |
| | 84-3178563 | Westcore CG Camelback, LLC | | | | | | | | | 0 | |
| | 00-0000000 | Westcore CG Commerce, LLC | | | | | | | | | 0 | |
| | 84-3178563 | Westcore CG Dove Valley I, LLC | | | | | | | | | 0 | |
| | 84-3178563 | Westcore CG Dove Valley II, LLC | | | | | | | | | 0 | |
| | 84-3178563 | Westcore CG Fountain Lakes, LLC | | | | | | | | | 0 | |
| | 84-3178563 | Westcore CG Gateway, LLC | | | | | | | | | 0 | |
| | 84-3178563 | Westcore CG I-35, LLC | | | | | | | | | 0 | |
| | 84-3178563 | Westcore CG Mezz, LLC | | | | | | | | | 0 | |
| | 84-3178563 | Westcore CG Navy, LLC | | | | | | | | | 0 | |
| | 84-3178563 | Westcore CG Potomac Park, LLC | | | | | | | | | 0 | |
| | 84-3178563 | Westcore CG Solano, LLC | | | | | | | | | 0 | |
| | 84-3178563 | Westcore CG Susana, LLC | | | | | | | | | 0 | |
| | 00-0000000 | Westcore CG Venture, LLC | | | | | | | | | 0 | |

SCHEDULE Y

PART 2 - SUMMARY OF INSURER'S TRANSACTIONS WITH ANY AFFILIATES

| 1 | 2 | 3 | 4 | 5 | 6 | 7 | 8 | 9 | 10 | 11 | 12 | 13 |
|-------------------------|----------------|-------------------------------------------------------------|--------------------------|--------------------------|---------------------------------------------------------------------------------------------------------------------|-----------------------------------------------------------------------------------------------------------------------------------------|---------------------------------------------------|---------------------------------------------------------------------------|-----|----------------------------------------------------------------------------------------------|--------|-----------------------------------------------------------------------------------------------------|
| NAIC Company Code | ID Number | Names of Insurers and Parent, Subsidiaries or Affiliates | Shareholder Dividends | Capital Contributions | Purchases, Sales or Exchanges of Loans, Securities, Real Estate, Mortgage Loans or Other Investments | Income/ (Disbursements) Incurred in Connection with Guarantees or Undertakings for the Benefit of any Affiliate(s) | Management Agreements and Service Contracts | Income/ (Disbursements) Incurred Under Reinsurance Agreements | * | Any Other Material Activity Not in the Ordinary Course of the Insurer's Business | Totals | Reinsurance Recoverable/ (Payable) on Losses and/or Reserve Credit Taken/(Liability) |
| | 85-3567364 | Westcore Realty CG Avondale, LLC | | | | | | | | | 0 | |
| | 00-0000000 | Willow DSP LLC | | | | | | | | | 0 | |
| | 00-0000000 | YCFM Servicos LTDA | | | | | | | | | 0 | |
| 9999999 | Control Totals | | 0 | 0 | 0 | 0 | 0 | 0 | XXX | 0 | 0 | 0 |

ANNUAL STATEMENT FOR THE YEAR 2020 OF THE CIGNA DENTAL HEALTH OF OHIO INC

SUPPLEMENTAL EXHIBITS AND SCHEDULES INTERROGATORIES

The following supplemental reports are required to be filed as part of your statement filing unless specifically waived by the domiciliary state. However, in the event that your domiciliary state waives the filing requirement, your response of WAIVED to the specific interrogatory will be accepted in lieu of filing a "NONE" report and a bar code will be printed below. If the supplement is required of your company but is not being filed for whatever reason enter SEE EXPLANATION and provide an explanation following the interrogatory questions.

| | | Responses |
|--------------|----------------------------------------------------------------------------------------------------------------------------------|-----------|
| MARCH FILING | | |
| 1. | Will the Supplemental Compensation Exhibit be filed with the state of domicile by March 1? | YES |
| 2. | Will an actuarial opinion be filed by March 1? | YES |
| 3. | Will the confidential Risk-based Capital Report be filed with the NAIC by March 1?..... | YES |
| 4. | Will the confidential Risk-based Capital Report be filed with the state of domicile, if required, by March 1?..... | YES |
| APRIL FILING | | |
| 5. | Will Management's Discussion and Analysis be filed by April 1? | YES |
| 6. | Will the Supplemental Investment Risks Interrogatories be filed by April 1? | YES |
| 7. | Will the Accident and Health Policy Experience Exhibit be filed by April 1? | YES |
| JUNE FILING | | |
| 8. | Will an audited financial report be filed by June 1? | YES |
| 9. | Will Accountant's Letter of Qualifications be filed with the state of domicile and electronically with the NAIC by June 1? | YES |

| | | |
|-------------------------------------------------------------------------------------------------------------------------------------------------------------------------------------------------------------------------------------------------------------------------------------------------------------------------------------------------------------------------------------------------------------------------------------------------------------------------------------------------------------------------------------------------------------------------------------------------------------------------------------------------|-----------------------------------------------------------------------------------------------------------------------------------------------------------------------------------------------------------------------------------------|-----|
| AUGUST FILING | | |
| 10. | Will the regulator-only (non-public) Communication of Internal Control Related Matters Noted in Audit be filed with the state of domicile and electronically with the NAIC (as a regulator-only non-public document) by August 1? | YES |
| The following supplemental reports are required to be filed as part of your annual statement filing if your company is engaged in the type of business covered by the supplement. However, in the event that your company does not transact the type of business for which the special report must be filed, your response of NO to the specific interrogatory will be accepted in lieu of filing a "NONE" report and a bar code will be printed below. If the supplement is required of your company but is not being filed for whatever reason enter SEE EXPLANATION and provide an explanation following the interrogatory questions. | | |

| | | |
|---------------|-----------------------------------------------------------------------------------------------------------------------------------------------------------------------------------------------------------------------------------------|----|
| MARCH FILING | | |
| 11. | Will the Medicare Supplement Insurance Experience Exhibit be filed with the state of domicile and the NAIC by March 1? | NO |
| 12. | Will the Supplemental Life data due March 1 be filed with the state of domicile and the NAIC? | NO |
| 13. | Will Schedule SIS (Stockholder Information Supplement) be filed with the state of domicile by March 1?..... | NO |
| 14. | Will the actuarial opinion on participating and non-participating policies as required in Interrogatories 1 and 2 on Exhibit 5 to Life Supplement be filed with the state of domicile and electronically with the NAIC by March 1?..... | NO |
| 15. | Will the actuarial opinion on non-guaranteed elements as required in Interrogatory 3 to Exhibit 5 to Life Supplement be filed with the state of domicile and electronically with the NAIC by March 1?..... | NO |
| 16. | Will the Medicare Part D Coverage Supplement be filed with the state of domicile and the NAIC by March 1?..... | NO |
| 17. | Will an approval from the reporting entity's state of domicile for relief related to the five-year rotation requirement for lead audit partner be filed electronically with the NAIC by March 1? | NO |
| 18. | Will an approval from the reporting entity's state of domicile for relief related to the one-year cooling off period for independent CPA be filed electronically with the NAIC by March 1? | NO |
| 19. | Will an approval from the reporting entity's state of domicile for relief related to the Requirements for Audit Committees be filed electronically with the NAIC by March 1?..... | NO |
| APRIL FILING | | |
| 20. | Will the Long-Term Care Experience Reporting Forms be filed with the state of domicile and the NAIC by April 1? | NO |
| 21. | Will the Supplemental Life data due April 1 be filed with the state of domicile and the NAIC? | NO |
| 22. | Will the Supplemental Health Care Exhibit (Parts 1, 2 and 3) be filed with the state of domicile and the NAIC by April 1? | NO |
| 23. | Will the regulator only (non-public) Supplemental Health Care Exhibit's Expense Allocation Report be filed with the state of domicile and the NAIC by April 1? | NO |
| 24. | Will the Life, Health & Annuity Guaranty Association Model Act Assessment Base Reconciliation Exhibit be filed with the state of domicile and the NAIC by April 1? | NO |
| 25. | Will the Adjustments to the Life, Health & Annuity Guaranty Association Model Act Assessment Base Reconciliation Exhibit (if required) be filed with the state of domicile and the NAIC by April 1? | NO |
| AUGUST FILING | | |
| 26. | Will Management's Report of Internal Control Over Financial Reporting be filed with the state of domicile by August 1? | NO |

- Explanations:
11.

Not applicable to our business
12.

Not applicable to our business
13.

Not applicable to our business
14.

Not applicable to our business
15.

Not applicable to our business
16.

Not applicable to our business
17.

Not applicable to our business
18.

Not applicable to our business
19.

Not applicable to our business
20.

Not applicable to our business
21.

Not applicable to our business
22.

Not applicable to our business
23.

Not applicable to our business
24.

Not applicable to our business
25.










Not applicable to our business
26.

Not applicable to our business

| | |
|------------|-------------------------------------------------------------------------------------------------|
| Bar Codes: | |
| 11. | Medicare Supplement Insurance Experience Exhibit [Document Identifier 360] |
| 12. | Life Supplement [Document Identifier 205] |
| 13. | SIS Stockholder Information Supplement [Document Identifier 420] |
| 14. | Participating Opinion for Exhibit 5 [Document Identifier 371] |
| 15. | Non-Guaranteed Opinion for Exhibit 5 [Document Identifier 370] |
| 16. | Medicare Part D Coverage Supplement [Document Identifier 365] |
| 17. | Relief from the five-year rotation requirement for lead audit partner [Document Identifier 224] |

ANNUAL STATEMENT FOR THE YEAR 2020 OF THE CIGNA DENTAL HEALTH OF OHIO INC

SUPPLEMENTAL EXHIBITS AND SCHEDULES INTERROGATORIES

| | | |
|-----|----------------------------------------------------------------------------------------------------------------------------------------------|-------------------------------------------------------------------------------------------------------------------------|
| 18. | Relief from the one-year cooling off period for independent CPA [Document Identifier 225] |  4 7 8 0 5 2 0 2 0 2 2 5 0 0 0 0 0 |
| 19. | Relief from the Requirements for Audit Committees [Document Identifier 226] |  4 7 8 0 5 2 0 2 0 2 2 6 0 0 0 0 0 |
| 20. | Long-Term Care Experience Reporting Forms [Document Identifier 306] |  4 7 8 0 5 2 0 2 0 0 3 0 6 0 0 0 0 |
| 21. | Life Supplement [Document Identifier 211] |  4 7 8 0 5 2 0 2 0 2 1 1 0 0 0 0 0 |
| 22. | Supplemental Health Care Exhibit (Parts 1, 2 and 3) [Document Identifier 216] |  4 7 8 0 5 2 0 2 0 2 1 6 0 0 0 0 0 |
| 23. | Supplemental Health Care Exhibit's Expense Allocation Report [Document Identifier 217] |  4 7 8 0 5 2 0 2 0 2 1 7 0 0 0 0 0 |
| 24. | Life, Health & Annuity Guaranty Association Model Act Assessment Base Reconciliation Exhibit [Document Identifier 290] |  4 7 8 0 5 2 0 2 0 2 9 0 0 0 0 0 0 |
| 25. | Adjustments to the Life, Health & Annuity Guaranty Association Model Act Assessment Base Reconciliation Exhibit [Document Identifier 300] |  4 7 8 0 5 2 0 2 0 0 3 0 0 0 0 0 0 |
| 26. | Management's Report of Internal Control Over Financial Reporting [Document Identifier 223] |  4 7 8 0 5 2 0 2 0 2 2 3 0 0 0 0 0 |