



PROPERTY AND CASUALTY COMPANIES - ASSOCIATION EDITION

ANNUAL STATEMENT
FOR THE YEAR ENDED DECEMBER 31, 2020
OF THE CONDITION AND AFFAIRS OF THE

Obsidian Insurance Company

NAIC Group Code49820000NAIC Company Code35602Employer's ID Number31-0926059

(Current)(Prior)

Organized under the Laws ofOhio, State of Domicile or Port of EntryOH

Country of DomicileUnited States of America

Incorporated/Organized02/09/1978Commenced Business03/01/1978

Statutory Home Office41 S. HIGH STREET, SUITE 1700COLUMBUS, OH, US 43215

(Street and Number)(City or Town, State, Country and Zip Code)

Main Administrative Office1330 AVENUE OF THE AMERICAS, STE 23A

(Street and Number)

NEW YORK, NY, US 10019800-684-5425

(City or Town, State, Country and Zip Code)(Area Code) (Telephone Number)

Mail Address1330 AVENUE OF THE AMERICAS, STE 23ANEW YORK, NY, US 10019

(Street and Number or P.O. Box)(City or Town, State, Country and Zip Code)

Primary Location of Books and Records1330 AVENUE OF THE AMERICAS, STE 23A

(Street and Number)

NEW YORK, NY, US 10019800-684-5428

(City or Town, State, Country and Zip Code)(Area Code) (Telephone Number)

Internet Website Addresswww.obsidianspecialty.com

Statutory Statement ContactCRAIG RAPPAPORT860-325-3202

(Name)(Area Code) (Telephone Number)

crappaport@obsidianspecialty.com

(E-mail Address)(FAX Number)

OFFICERS

CHIEF EXECUTIVE OFFICERWILLIAM JEWETTCHIEF FINANCIAL OFFICER, TREASURERCRAIG RAPPAPORT

CHIEF LEGAL OFFICER, SECRETARYEMILY CANELO

OTHER

DIRECTORS OR TRUSTEES

WILLIAM JEWETTJ. RYAN CLARKEMILY CANELOSCOTT NIEHAUSCRAIG RAPPAPORT

State of _____ SS:
County of _____

The officers of this reporting entity being duly sworn, each depose and say that they are the described officers of said reporting entity, and that on the reporting period stated above, all of the herein described assets were the absolute property of the said reporting entity, free and clear from any liens or claims thereon, except as herein stated, and that this statement, together with related exhibits, schedules and explanations therein contained, annexed or referred to, is a full and true statement of all the assets and liabilities and of the condition and affairs of the said reporting entity as of the reporting period stated above, and of its income and deductions therefrom for the period ended, and have been completed in accordance with the NAIC Annual Statement Instructions and Accounting Practices and Procedures manual except to the extent that: (1) state law may differ; or, (2) that state rules or regulations require differences in reporting not related to accounting practices and procedures, according to the best of their information, knowledge and belief, respectively. Furthermore, the scope of this attestation by the described officers also includes the related corresponding electronic filing with the NAIC, when required, that is an exact copy (except for formatting differences due to electronic filing) of the enclosed statement. The electronic filing may be requested by various regulators in lieu of or in addition to the enclosed statement.

WILLIAM JEWETT
CHIEF EXECUTIVE OFFICER

EMILY CANELO
CHIEF LEGAL OFFICER, SECRETARY

CRAIG RAPPAPORT
CHIEF FINANCIAL OFFICER, TREASURER

Subscribed and sworn to before me this _____ day of _____

a. Is this an original filing? Yes [X] No []

b. If no,

1. State the amendment number.....

2. Date filed03/01/2021

3. Number of pages attached.....



ANNUAL STATEMENT FOR THE YEAR 2020 OF THE Obsidian Insurance Company
EXHIBIT OF PREMIUMS AND LOSSES (Statutory Page 14)

NAIC Group Code 4982 BUSINESS IN THE STATE OF Alaska DURING THE YEAR 2020 NAIC Company Code 35602

Line of Business	Gross Premiums, Including Policy and Membership Fees, Less Return Premiums and Premiums on Policies not Taken		3 Dividends Paid or Credited to Policyholders on Direct Business	4 Direct Unearned Premium Reserves	5 Direct Losses Paid (deducting salvage)	6 Direct Losses Incurred	7 Direct Losses Unpaid	8 Direct Defense and Cost Containment Expense Paid	9 Direct Defense and Cost Containment Expense Incurred	10 Direct Defense and Cost Containment Expense Unpaid	11 Commissions and Brokerage Expenses	12 Taxes, Licenses and Fees
	1 Direct Premiums Written	2 Direct Premiums Earned										
1. Fire												
2.1 Allied lines												
2.2 Multiple peril crop												
2.3 Federal flood												
2.4 Private crop												
2.5 Private flood												
3. Farmowners multiple peril												
4. Homeowners multiple peril												
5.1 Commercial multiple peril (non-liability portion)												
5.2 Commercial multiple peril (liability portion)												
6. Mortgage guaranty												
8. Ocean marine												
9. Inland marine												
10. Financial guaranty												
11. Medical professional liability	0	0		0	0	0	0	0	0	0	0	2,370
12. Earthquake												
13. Group accident and health (b)												
14. Credit accident and health (group and individual)												
15.1 Collectively renewable accident and health (b)												
15.2 Non-cancelable accident and health(b)												
15.3 Guaranteed renewable accident and health(b)												
15.4 Non-renewable for stated reasons only (b)												
15.5 Other accident only												
15.6 Medicare Title XVIII exempt from state taxes or fees												
15.7 All other accident and health (b)												
15.8 Federal employees health benefits plan premium (b)												
16. Workers' compensation												
17.1 Other Liability - occurrence												
17.2 Other Liability - claims made												
17.3 Excess workers' compensation												
18. Products liability												
19.1 Private passenger auto no-fault (personal injury protection)												
19.2 Other private passenger auto liability												
19.3 Commercial auto no-fault (personal injury protection)												
19.4 Other commercial auto liability												
21.1 Private passenger auto physical damage												
21.2 Commercial auto physical damage												
22. Aircraft (all perils)												
23. Fidelity												
24. Surety												
26. Burglary and theft												
27. Boiler and machinery												
28. Credit												
29. International												
30. Warranty												
34. Aggregate write-ins for other lines of business	0	0	0	0	0	0	0	0	0	0	0	0
35. TOTALS (a)	0	0	0	0	0	0	0	0	0	0	0	2,370
DETAILS OF WRITE-INS												
3401.												
3402.												
3403.												
3498. Summary of remaining write-ins for Line 34 from overflow page	0	0	0	0	0	0	0	0	0	0	0	0
3499. Totals (Lines 3401 thru 3403 plus 3498)(Line 34 above)	0	0	0	0	0	0	0	0	0	0	0	0

(a) Finance and service charges not included in Lines 1 to 35 \$
(b) For health business on indicated lines report: Number of persons insured under PPO managed care products and number of persons insured under indemnity only products

19.AK



ANNUAL STATEMENT FOR THE YEAR 2020 OF THE Obsidian Insurance Company
EXHIBIT OF PREMIUMS AND LOSSES (Statutory Page 14)

NAIC Group Code 4982 BUSINESS IN THE STATE OF Arizona DURING THE YEAR 2020 NAIC Company Code 35602

Line of Business	Gross Premiums, Including Policy and Membership Fees, Less Return Premiums and Premiums on Policies not Taken		3 Dividends Paid or Credited to Policyholders on Direct Business	4 Direct Unearned Premium Reserves	5 Direct Losses Paid (deducting salvage)	6 Direct Losses Incurred	7 Direct Losses Unpaid	8 Direct Defense and Cost Containment Expense Paid	9 Direct Defense and Cost Containment Expense Incurred	10 Direct Defense and Cost Containment Expense Unpaid	11 Commissions and Brokerage Expenses	12 Taxes, Licenses and Fees
	1 Direct Premiums Written	2 Direct Premiums Earned										
1. Fire												
2.1 Allied lines												
2.2 Multiple peril crop												
2.3 Federal flood												
2.4 Private crop												
2.5 Private flood												
3. Farmowners multiple peril												
4. Homeowners multiple peril												
5.1 Commercial multiple peril (non-liability portion)												
5.2 Commercial multiple peril (liability portion)												
6. Mortgage guaranty												
8. Ocean marine												
9. Inland marine												
10. Financial guaranty												
11. Medical professional liability	0	0		0	0	0	0	0	0	0	0	455
12. Earthquake												
13. Group accident and health (b)												
14. Credit accident and health (group and individual)												
15.1 Collectively renewable accident and health (b)												
15.2 Non-cancelable accident and health(b)												
15.3 Guaranteed renewable accident and health(b)												
15.4 Non-renewable for stated reasons only (b)												
15.5 Other accident only												
15.6 Medicare Title XVIII exempt from state taxes or fees												
15.7 All other accident and health (b)												
15.8 Federal employees health benefits plan premium (b)												
16. Workers' compensation												
17.1 Other Liability - occurrence												
17.2 Other Liability - claims made												
17.3 Excess workers' compensation												
18. Products liability												
19.1 Private passenger auto no-fault (personal injury protection)												
19.2 Other private passenger auto liability												
19.3 Commercial auto no-fault (personal injury protection)												
19.4 Other commercial auto liability												
21.1 Private passenger auto physical damage												
21.2 Commercial auto physical damage												
22. Aircraft (all perils)												
23. Fidelity												
24. Surety												
26. Burglary and theft												
27. Boiler and machinery												
28. Credit												
29. International												
30. Warranty												
34. Aggregate write-ins for other lines of business	0	0	0	0	0	0	0	0	0	0	0	0
35. TOTALS (a)	0	0	0	0	0	0	0	0	0	0	0	455
DETAILS OF WRITE-INS												
3401.												
3402.												
3403.												
3498. Summary of remaining write-ins for Line 34 from overflow page	0	0	0	0	0	0	0	0	0	0	0	0
3499. Totals (Lines 3401 thru 3403 plus 3498)(Line 34 above)	0	0	0	0	0	0	0	0	0	0	0	0

(a) Finance and service charges not included in Lines 1 to 35 \$
(b) For health business on indicated lines report: Number of persons insured under PPO managed care products and number of persons insured under indemnity only products



ANNUAL STATEMENT FOR THE YEAR 2020 OF THE Obsidian Insurance Company
EXHIBIT OF PREMIUMS AND LOSSES (Statutory Page 14)

NAIC Group Code 4982 BUSINESS IN THE STATE OF Arkansas DURING THE YEAR 2020 NAIC Company Code 35602

Line of Business	Gross Premiums, Including Policy and Membership Fees, Less Return Premiums and Premiums on Policies not Taken		3 Dividends Paid or Credited to Policyholders on Direct Business	4 Direct Unearned Premium Reserves	5 Direct Losses Paid (deducting salvage)	6 Direct Losses Incurred	7 Direct Losses Unpaid	8 Direct Defense and Cost Containment Expense Paid	9 Direct Defense and Cost Containment Expense Incurred	10 Direct Defense and Cost Containment Expense Unpaid	11 Commissions and Brokerage Expenses	12 Taxes, Licenses and Fees
	1 Direct Premiums Written	2 Direct Premiums Earned										
1. Fire												
2.1 Allied lines												
2.2 Multiple peril crop												
2.3 Federal flood												
2.4 Private crop												
2.5 Private flood												
3. Farmowners multiple peril												
4. Homeowners multiple peril												
5.1 Commercial multiple peril (non-liability portion)												
5.2 Commercial multiple peril (liability portion)												
6. Mortgage guaranty												
8. Ocean marine												
9. Inland marine												
10. Financial guaranty												
11. Medical professional liability	0	0		0	0	0	0	0	0	0	0	2,510
12. Earthquake												
13. Group accident and health (b)												
14. Credit accident and health (group and individual)												
15.1 Collectively renewable accident and health (b)												
15.2 Non-cancelable accident and health(b)												
15.3 Guaranteed renewable accident and health(b)												
15.4 Non-renewable for stated reasons only (b)												
15.5 Other accident only												
15.6 Medicare Title XVIII exempt from state taxes or fees												
15.7 All other accident and health (b)												
15.8 Federal employees health benefits plan premium (b)												
16. Workers' compensation												
17.1 Other Liability - occurrence												
17.2 Other Liability - claims made												
17.3 Excess workers' compensation												
18. Products liability												
19.1 Private passenger auto no-fault (personal injury protection)												
19.2 Other private passenger auto liability												
19.3 Commercial auto no-fault (personal injury protection)												
19.4 Other commercial auto liability												
21.1 Private passenger auto physical damage												
21.2 Commercial auto physical damage												
22. Aircraft (all perils)												
23. Fidelity												
24. Surety												
26. Burglary and theft												
27. Boiler and machinery												
28. Credit												
29. International												
30. Warranty												
34. Aggregate write-ins for other lines of business	0	0	0	0	0	0	0	0	0	0	0	0
35. TOTALS (a)	0	0	0	0	0	0	0	0	0	0	0	2,510
DETAILS OF WRITE-INS												
3401.												
3402.												
3403.												
3498. Summary of remaining write-ins for Line 34 from overflow page	0	0	0	0	0	0	0	0	0	0	0	0
3499. Totals (Lines 3401 thru 3403 plus 3498)(Line 34 above)	0	0	0	0	0	0	0	0	0	0	0	0

(a) Finance and service charges not included in Lines 1 to 35 \$
(b) For health business on indicated lines report: Number of persons insured under PPO managed care products and number of persons insured under indemnity only products



ANNUAL STATEMENT FOR THE YEAR 2020 OF THE Obsidian Insurance Company
EXHIBIT OF PREMIUMS AND LOSSES (Statutory Page 14)

NAIC Group Code 4982 BUSINESS IN THE STATE OF California DURING THE YEAR 2020 NAIC Company Code 35602

Line of Business	Gross Premiums, Including Policy and Membership Fees, Less Return Premiums and Premiums on Policies not Taken		3 Dividends Paid or Credited to Policyholders on Direct Business	4 Direct Unearned Premium Reserves	5 Direct Losses Paid (deducting salvage)	6 Direct Losses Incurred	7 Direct Losses Unpaid	8 Direct Defense and Cost Containment Expense Paid	9 Direct Defense and Cost Containment Expense Incurred	10 Direct Defense and Cost Containment Expense Unpaid	11 Commissions and Brokerage Expenses	12 Taxes, Licenses and Fees
	1 Direct Premiums Written	2 Direct Premiums Earned										
1. Fire												
2.1 Allied lines												
2.2 Multiple peril crop												
2.3 Federal flood												
2.4 Private crop												
2.5 Private flood												
3. Farmowners multiple peril												
4. Homeowners multiple peril												
5.1 Commercial multiple peril (non-liability portion)												
5.2 Commercial multiple peril (liability portion)												
6. Mortgage guaranty												
8. Ocean marine												
9. Inland marine												
10. Financial guaranty												
11. Medical professional liability												
12. Earthquake												
13. Group accident and health (b)												
14. Credit accident and health (group and individual)												
15.1 Collectively renewable accident and health (b)												
15.2 Non-cancelable accident and health(b)												
15.3 Guaranteed renewable accident and health(b)												
15.4 Non-renewable for stated reasons only (b)												
15.5 Other accident only												
15.6 Medicare Title XVIII exempt from state taxes or fees												
15.7 All other accident and health (b)												
15.8 Federal employees health benefits plan premium (b)												
16. Workers' compensation												
17.1 Other Liability - occurrence	0	0		0	0	0	0	0	0	0	0	4,491
17.2 Other Liability - claims made												
17.3 Excess workers' compensation												
18. Products liability												
19.1 Private passenger auto no-fault (personal injury protection)												
19.2 Other private passenger auto liability												
19.3 Commercial auto no-fault (personal injury protection)												
19.4 Other commercial auto liability												
21.1 Private passenger auto physical damage												
21.2 Commercial auto physical damage												
22. Aircraft (all perils)												
23. Fidelity												
24. Surety												
26. Burglary and theft												
27. Boiler and machinery												
28. Credit												
29. International												
30. Warranty												
34. Aggregate write-ins for other lines of business	0	0	0	0	0	0	0	0	0	0	0	0
35. TOTALS (a)	0	0	0	0	0	0	0	0	0	0	0	4,491
DETAILS OF WRITE-INS												
3401.												
3402.												
3403.												
3498. Summary of remaining write-ins for Line 34 from overflow page	0	0	0	0	0	0	0	0	0	0	0	0
3499. Totals (Lines 3401 thru 3403 plus 3498)(Line 34 above)	0	0	0	0	0	0	0	0	0	0	0	0

(a) Finance and service charges not included in Lines 1 to 35 \$
(b) For health business on indicated lines report: Number of persons insured under PPO managed care products and number of persons insured under indemnity only products



ANNUAL STATEMENT FOR THE YEAR 2020 OF THE Obsidian Insurance Company
EXHIBIT OF PREMIUMS AND LOSSES (Statutory Page 14)

NAIC Group Code 4982 BUSINESS IN THE STATE OF Colorado DURING THE YEAR 2020 NAIC Company Code 35602

Line of Business	Gross Premiums, Including Policy and Membership Fees, Less Return Premiums and Premiums on Policies not Taken		3 Dividends Paid or Credited to Policyholders on Direct Business	4 Direct Unearned Premium Reserves	5 Direct Losses Paid (deducting salvage)	6 Direct Losses Incurred	7 Direct Losses Unpaid	8 Direct Defense and Cost Containment Expense Paid	9 Direct Defense and Cost Containment Expense Incurred	10 Direct Defense and Cost Containment Expense Unpaid	11 Commissions and Brokerage Expenses	12 Taxes, Licenses and Fees
	1 Direct Premiums Written	2 Direct Premiums Earned										
1. Fire												
2.1 Allied lines												
2.2 Multiple peril crop												
2.3 Federal flood												
2.4 Private crop												
2.5 Private flood												
3. Farmowners multiple peril												
4. Homeowners multiple peril												
5.1 Commercial multiple peril (non-liability portion)												
5.2 Commercial multiple peril (liability portion)												
6. Mortgage guaranty												
8. Ocean marine												
9. Inland marine												
10. Financial guaranty												
11. Medical professional liability	0	0		0	0	0	0	0	0	0	0	1,490
12. Earthquake												
13. Group accident and health (b)												
14. Credit accident and health (group and individual)												
15.1 Collectively renewable accident and health (b)												
15.2 Non-cancelable accident and health(b)												
15.3 Guaranteed renewable accident and health(b)												
15.4 Non-renewable for stated reasons only (b)												
15.5 Other accident only												
15.6 Medicare Title XVIII exempt from state taxes or fees												
15.7 All other accident and health (b)												
15.8 Federal employees health benefits plan premium (b)												
16. Workers' compensation												
17.1 Other Liability - occurrence												
17.2 Other Liability - claims made												
17.3 Excess workers' compensation												
18. Products liability												
19.1 Private passenger auto no-fault (personal injury protection)												
19.2 Other private passenger auto liability												
19.3 Commercial auto no-fault (personal injury protection)												
19.4 Other commercial auto liability												
21.1 Private passenger auto physical damage												
21.2 Commercial auto physical damage												
22. Aircraft (all perils)												
23. Fidelity												
24. Surety												
26. Burglary and theft												
27. Boiler and machinery												
28. Credit												
29. International												
30. Warranty												
34. Aggregate write-ins for other lines of business	0	0	0	0	0	0	0	0	0	0	0	0
35. TOTALS (a)	0	0	0	0	0	0	0	0	0	0	0	1,490
DETAILS OF WRITE-INS												
3401.												
3402.												
3403.												
3498. Summary of remaining write-ins for Line 34 from overflow page	0	0	0	0	0	0	0	0	0	0	0	0
3499. Totals (Lines 3401 thru 3403 plus 3498)(Line 34 above)	0	0	0	0	0	0	0	0	0	0	0	0

(a) Finance and service charges not included in Lines 1 to 35 \$
(b) For health business on indicated lines report: Number of persons insured under PPO managed care products and number of persons insured under indemnity only products



ANNUAL STATEMENT FOR THE YEAR 2020 OF THE Obsidian Insurance Company
EXHIBIT OF PREMIUMS AND LOSSES (Statutory Page 14)

NAIC Group Code 4982 BUSINESS IN THE STATE OF Connecticut DURING THE YEAR 2020 NAIC Company Code 35602

Line of Business	Gross Premiums, Including Policy and Membership Fees, Less Return Premiums and Premiums on Policies not Taken		3 Dividends Paid or Credited to Policyholders on Direct Business	4 Direct Unearned Premium Reserves	5 Direct Losses Paid (deducting salvage)	6 Direct Losses Incurred	7 Direct Losses Unpaid	8 Direct Defense and Cost Containment Expense Paid	9 Direct Defense and Cost Containment Expense Incurred	10 Direct Defense and Cost Containment Expense Unpaid	11 Commissions and Brokerage Expenses	12 Taxes, Licenses and Fees
	1 Direct Premiums Written	2 Direct Premiums Earned										
1. Fire												
2.1 Allied lines												
2.2 Multiple peril crop												
2.3 Federal flood												
2.4 Private crop												
2.5 Private flood												
3. Farmowners multiple peril												
4. Homeowners multiple peril												
5.1 Commercial multiple peril (non-liability portion)												
5.2 Commercial multiple peril (liability portion)												
6. Mortgage guaranty												
8. Ocean marine												
9. Inland marine												
10. Financial guaranty												
11. Medical professional liability												
12. Earthquake												
13. Group accident and health (b)												
14. Credit accident and health (group and individual)												
15.1 Collectively renewable accident and health (b)												
15.2 Non-cancelable accident and health(b)												
15.3 Guaranteed renewable accident and health(b)												
15.4 Non-renewable for stated reasons only (b)												
15.5 Other accident only												
15.6 Medicare Title XVIII exempt from state taxes or fees												
15.7 All other accident and health (b)												
15.8 Federal employees health benefits plan premium (b)												
16. Workers' compensation												
17.1 Other Liability - occurrence	0	0		0	0	0	0	0	0	0	0	1,040
17.2 Other Liability - claims made												
17.3 Excess workers' compensation												
18. Products liability												
19.1 Private passenger auto no-fault (personal injury protection)												
19.2 Other private passenger auto liability												
19.3 Commercial auto no-fault (personal injury protection)												
19.4 Other commercial auto liability												
21.1 Private passenger auto physical damage												
21.2 Commercial auto physical damage												
22. Aircraft (all perils)												
23. Fidelity												
24. Surety												
26. Burglary and theft												
27. Boiler and machinery												
28. Credit												
29. International												
30. Warranty												
34. Aggregate write-ins for other lines of business	0	0	0	0	0	0	0	0	0	0	0	0
35. TOTALS (a)	0	0	0	0	0	0	0	0	0	0	0	1,040
DETAILS OF WRITE-INS												
3401.												
3402.												
3403.												
3498. Summary of remaining write-ins for Line 34 from overflow page	0	0	0	0	0	0	0	0	0	0	0	0
3499. Totals (Lines 3401 thru 3403 plus 3498)(Line 34 above)	0	0	0	0	0	0	0	0	0	0	0	0

(a) Finance and service charges not included in Lines 1 to 35 \$
(b) For health business on indicated lines report: Number of persons insured under PPO managed care products and number of persons insured under indemnity only products



ANNUAL STATEMENT FOR THE YEAR 2020 OF THE Obsidian Insurance Company
EXHIBIT OF PREMIUMS AND LOSSES (Statutory Page 14)

NAIC Group Code 4982 BUSINESS IN THE STATE OF Delaware DURING THE YEAR 2020 NAIC Company Code 35602

Line of Business	Gross Premiums, Including Policy and Membership Fees, Less Return Premiums and Premiums on Policies not Taken		3 Dividends Paid or Credited to Policyholders on Direct Business	4 Direct Unearned Premium Reserves	5 Direct Losses Paid (deducting salvage)	6 Direct Losses Incurred	7 Direct Losses Unpaid	8 Direct Defense and Cost Containment Expense Paid	9 Direct Defense and Cost Containment Expense Incurred	10 Direct Defense and Cost Containment Expense Unpaid	11 Commissions and Brokerage Expenses	12 Taxes, Licenses and Fees
	1 Direct Premiums Written	2 Direct Premiums Earned										
1. Fire												
2.1 Allied lines												
2.2 Multiple peril crop												
2.3 Federal flood												
2.4 Private crop												
2.5 Private flood												
3. Farmowners multiple peril												
4. Homeowners multiple peril												
5.1 Commercial multiple peril (non-liability portion)												
5.2 Commercial multiple peril (liability portion)												
6. Mortgage guaranty												
8. Ocean marine												
9. Inland marine												
10. Financial guaranty												
11. Medical professional liability												
12. Earthquake												
13. Group accident and health (b)												
14. Credit accident and health (group and individual)												
15.1 Collectively renewable accident and health (b)												
15.2 Non-cancelable accident and health(b)												
15.3 Guaranteed renewable accident and health(b)												
15.4 Non-renewable for stated reasons only (b)												
15.5 Other accident only												
15.6 Medicare Title XVIII exempt from state taxes or fees												
15.7 All other accident and health (b)												
15.8 Federal employees health benefits plan premium (b)												
16. Workers' compensation												
17.1 Other Liability - occurrence	0	0		0	0	0	0	0	0	0	0	282
17.2 Other Liability - claims made												
17.3 Excess workers' compensation												
18. Products liability												
19.1 Private passenger auto no-fault (personal injury protection)												
19.2 Other private passenger auto liability												
19.3 Commercial auto no-fault (personal injury protection)												
19.4 Other commercial auto liability												
21.1 Private passenger auto physical damage												
21.2 Commercial auto physical damage												
22. Aircraft (all perils)												
23. Fidelity												
24. Surety												
26. Burglary and theft												
27. Boiler and machinery												
28. Credit												
29. International												
30. Warranty												
34. Aggregate write-ins for other lines of business	0	0	0	0	0	0	0	0	0	0	0	0
35. TOTALS (a)	0	0	0	0	0	0	0	0	0	0	0	282
DETAILS OF WRITE-INS												
3401.												
3402.												
3403.												
3498. Summary of remaining write-ins for Line 34 from overflow page	0	0	0	0	0	0	0	0	0	0	0	0
3499. Totals (Lines 3401 thru 3403 plus 3498)(Line 34 above)	0	0	0	0	0	0	0	0	0	0	0	0

(a) Finance and service charges not included in Lines 1 to 35 \$
(b) For health business on indicated lines report: Number of persons insured under PPO managed care products and number of persons insured under indemnity only products



ANNUAL STATEMENT FOR THE YEAR 2020 OF THE Obsidian Insurance Company
EXHIBIT OF PREMIUMS AND LOSSES (Statutory Page 14)

NAIC Group Code 4982 BUSINESS IN THE STATE OF Georgia DURING THE YEAR 2020 NAIC Company Code 35602

Line of Business	Gross Premiums, Including Policy and Membership Fees, Less Return Premiums and Premiums on Policies not Taken		3 Dividends Paid or Credited to Policyholders on Direct Business	4 Direct Unearned Premium Reserves	5 Direct Losses Paid (deducting salvage)	6 Direct Losses Incurred	7 Direct Losses Unpaid	8 Direct Defense and Cost Containment Expense Paid	9 Direct Defense and Cost Containment Expense Incurred	10 Direct Defense and Cost Containment Expense Unpaid	11 Commissions and Brokerage Expenses	12 Taxes, Licenses and Fees
	1 Direct Premiums Written	2 Direct Premiums Earned										
1. Fire												
2.1 Allied lines												
2.2 Multiple peril crop												
2.3 Federal flood												
2.4 Private crop												
2.5 Private flood												
3. Farmowners multiple peril												
4. Homeowners multiple peril												
5.1 Commercial multiple peril (non-liability portion)												
5.2 Commercial multiple peril (liability portion)												
6. Mortgage guaranty												
8. Ocean marine												
9. Inland marine												
10. Financial guaranty												
11. Medical professional liability	0	0		0	0	0	0	0	0	0	0	927
12. Earthquake												
13. Group accident and health (b)												
14. Credit accident and health (group and individual)												
15.1 Collectively renewable accident and health (b)												
15.2 Non-cancelable accident and health(b)												
15.3 Guaranteed renewable accident and health(b)												
15.4 Non-renewable for stated reasons only (b)												
15.5 Other accident only												
15.6 Medicare Title XVIII exempt from state taxes or fees												
15.7 All other accident and health (b)												
15.8 Federal employees health benefits plan premium (b)												
16. Workers' compensation												
17.1 Other Liability - occurrence												
17.2 Other Liability - claims made												
17.3 Excess workers' compensation												
18. Products liability												
19.1 Private passenger auto no-fault (personal injury protection)												
19.2 Other private passenger auto liability												
19.3 Commercial auto no-fault (personal injury protection)												
19.4 Other commercial auto liability												
21.1 Private passenger auto physical damage												
21.2 Commercial auto physical damage												
22. Aircraft (all perils)												
23. Fidelity												
24. Surety												
26. Burglary and theft												
27. Boiler and machinery												
28. Credit												
29. International												
30. Warranty												
34. Aggregate write-ins for other lines of business	0	0	0	0	0	0	0	0	0	0	0	0
35. TOTALS (a)	0	0	0	0	0	0	0	0	0	0	0	927
DETAILS OF WRITE-INS												
3401.												
3402.												
3403.												
3498. Summary of remaining write-ins for Line 34 from overflow page	0	0	0	0	0	0	0	0	0	0	0	0
3499. Totals (Lines 3401 thru 3403 plus 3498)(Line 34 above)	0	0	0	0	0	0	0	0	0	0	0	0

(a) Finance and service charges not included in Lines 1 to 35 \$
(b) For health business on indicated lines report: Number of persons insured under PPO managed care products and number of persons insured under indemnity only products



ANNUAL STATEMENT FOR THE YEAR 2020 OF THE Obsidian Insurance Company
EXHIBIT OF PREMIUMS AND LOSSES (Statutory Page 14)

NAIC Group Code 4982 BUSINESS IN THE STATE OF Hawaii DURING THE YEAR 2020 NAIC Company Code 35602

Line of Business	Gross Premiums, Including Policy and Membership Fees, Less Return Premiums and Premiums on Policies not Taken		3 Dividends Paid or Credited to Policyholders on Direct Business	4 Direct Unearned Premium Reserves	5 Direct Losses Paid (deducting salvage)	6 Direct Losses Incurred	7 Direct Losses Unpaid	8 Direct Defense and Cost Containment Expense Paid	9 Direct Defense and Cost Containment Expense Incurred	10 Direct Defense and Cost Containment Expense Unpaid	11 Commissions and Brokerage Expenses	12 Taxes, Licenses and Fees
	1 Direct Premiums Written	2 Direct Premiums Earned										
1. Fire												
2.1 Allied lines												
2.2 Multiple peril crop												
2.3 Federal flood												
2.4 Private crop												
2.5 Private flood												
3. Farmowners multiple peril												
4. Homeowners multiple peril												
5.1 Commercial multiple peril (non-liability portion)												
5.2 Commercial multiple peril (liability portion)												
6. Mortgage guaranty												
8. Ocean marine												
9. Inland marine												
10. Financial guaranty												
11. Medical professional liability												
12. Earthquake												
13. Group accident and health (b)												
14. Credit accident and health (group and individual)												
15.1 Collectively renewable accident and health (b)												
15.2 Non-cancelable accident and health(b)												
15.3 Guaranteed renewable accident and health(b)												
15.4 Non-renewable for stated reasons only (b)												
15.5 Other accident only												
15.6 Medicare Title XVIII exempt from state taxes or fees												
15.7 All other accident and health (b)												
15.8 Federal employees health benefits plan premium (b)												
16. Workers' compensation												
17.1 Other Liability - occurrence	0	0		0	0	0	0	0	0	0	0	10
17.2 Other Liability - claims made												
17.3 Excess workers' compensation												
18. Products liability												
19.1 Private passenger auto no-fault (personal injury protection)												
19.2 Other private passenger auto liability												
19.3 Commercial auto no-fault (personal injury protection)												
19.4 Other commercial auto liability												
21.1 Private passenger auto physical damage												
21.2 Commercial auto physical damage												
22. Aircraft (all perils)												
23. Fidelity												
24. Surety												
26. Burglary and theft												
27. Boiler and machinery												
28. Credit												
29. International												
30. Warranty												
34. Aggregate write-ins for other lines of business	0	0	0	0	0	0	0	0	0	0	0	0
35. TOTALS (a)	0	0	0	0	0	0	0	0	0	0	0	10
DETAILS OF WRITE-INS												
3401.												
3402.												
3403.												
3498. Summary of remaining write-ins for Line 34 from overflow page	0	0	0	0	0	0	0	0	0	0	0	0
3499. Totals (Lines 3401 thru 3403 plus 3498)(Line 34 above)	0	0	0	0	0	0	0	0	0	0	0	0

(a) Finance and service charges not included in Lines 1 to 35 \$
(b) For health business on indicated lines report: Number of persons insured under PPO managed care products and number of persons insured under indemnity only products



ANNUAL STATEMENT FOR THE YEAR 2020 OF THE Obsidian Insurance Company
EXHIBIT OF PREMIUMS AND LOSSES (Statutory Page 14)

NAIC Group Code 4982 BUSINESS IN THE STATE OF Idaho DURING THE YEAR 2020 NAIC Company Code 35602

Line of Business	Gross Premiums, Including Policy and Membership Fees, Less Return Premiums and Premiums on Policies not Taken		3 Dividends Paid or Credited to Policyholders on Direct Business	4 Direct Unearned Premium Reserves	5 Direct Losses Paid (deducting salvage)	6 Direct Losses Incurred	7 Direct Losses Unpaid	8 Direct Defense and Cost Containment Expense Paid	9 Direct Defense and Cost Containment Expense Incurred	10 Direct Defense and Cost Containment Expense Unpaid	11 Commissions and Brokerage Expenses	12 Taxes, Licenses and Fees
	1 Direct Premiums Written	2 Direct Premiums Earned										
1. Fire												
2.1 Allied lines												
2.2 Multiple peril crop												
2.3 Federal flood												
2.4 Private crop												
2.5 Private flood												
3. Farmowners multiple peril												
4. Homeowners multiple peril												
5.1 Commercial multiple peril (non-liability portion)												
5.2 Commercial multiple peril (liability portion)												
6. Mortgage guaranty												
8. Ocean marine												
9. Inland marine												
10. Financial guaranty												
11. Medical professional liability	0	0		0	0	0	0	0	0	0	0	1,420
12. Earthquake												
13. Group accident and health (b)												
14. Credit accident and health (group and individual)												
15.1 Collectively renewable accident and health (b)												
15.2 Non-cancelable accident and health(b)												
15.3 Guaranteed renewable accident and health(b)												
15.4 Non-renewable for stated reasons only (b)												
15.5 Other accident only												
15.6 Medicare Title XVIII exempt from state taxes or fees												
15.7 All other accident and health (b)												
15.8 Federal employees health benefits plan premium (b)												
16. Workers' compensation												
17.1 Other Liability - occurrence												
17.2 Other Liability - claims made												
17.3 Excess workers' compensation												
18. Products liability												
19.1 Private passenger auto no-fault (personal injury protection)												
19.2 Other private passenger auto liability												
19.3 Commercial auto no-fault (personal injury protection)												
19.4 Other commercial auto liability												
21.1 Private passenger auto physical damage												
21.2 Commercial auto physical damage												
22. Aircraft (all perils)												
23. Fidelity												
24. Surety												
26. Burglary and theft												
27. Boiler and machinery												
28. Credit												
29. International												
30. Warranty												
34. Aggregate write-ins for other lines of business	0	0	0	0	0	0	0	0	0	0	0	0
35. TOTALS (a)	0	0	0	0	0	0	0	0	0	0	0	1,420
DETAILS OF WRITE-INS												
3401.												
3402.												
3403.												
3498. Summary of remaining write-ins for Line 34 from overflow page	0	0	0	0	0	0	0	0	0	0	0	0
3499. Totals (Lines 3401 thru 3403 plus 3498)(Line 34 above)	0	0	0	0	0	0	0	0	0	0	0	0

(a) Finance and service charges not included in Lines 1 to 35 \$
(b) For health business on indicated lines report: Number of persons insured under PPO managed care products and number of persons insured under indemnity only products



ANNUAL STATEMENT FOR THE YEAR 2020 OF THE Obsidian Insurance Company
EXHIBIT OF PREMIUMS AND LOSSES (Statutory Page 14)

NAIC Group Code 4982 BUSINESS IN THE STATE OF Illinois DURING THE YEAR 2020 NAIC Company Code 35602

Line of Business	Gross Premiums, Including Policy and Membership Fees, Less Return Premiums and Premiums on Policies not Taken		3 Dividends Paid or Credited to Policyholders on Direct Business	4 Direct Unearned Premium Reserves	5 Direct Losses Paid (deducting salvage)	6 Direct Losses Incurred	7 Direct Losses Unpaid	8 Direct Defense and Cost Containment Expense Paid	9 Direct Defense and Cost Containment Expense Incurred	10 Direct Defense and Cost Containment Expense Unpaid	11 Commissions and Brokerage Expenses	12 Taxes, Licenses and Fees
	1 Direct Premiums Written	2 Direct Premiums Earned										
1. Fire												
2.1 Allied lines												
2.2 Multiple peril crop												
2.3 Federal flood												
2.4 Private crop												
2.5 Private flood												
3. Farmowners multiple peril												
4. Homeowners multiple peril												
5.1 Commercial multiple peril (non-liability portion)												
5.2 Commercial multiple peril (liability portion)												
6. Mortgage guaranty												
8. Ocean marine												
9. Inland marine												
10. Financial guaranty												
11. Medical professional liability	0	0		0	0	0	0	0	0	0	0	(4,281)
12. Earthquake												
13. Group accident and health (b)												
14. Credit accident and health (group and individual)												
15.1 Collectively renewable accident and health (b)												
15.2 Non-cancelable accident and health(b)												
15.3 Guaranteed renewable accident and health(b)												
15.4 Non-renewable for stated reasons only (b)												
15.5 Other accident only												
15.6 Medicare Title XVIII exempt from state taxes or fees												
15.7 All other accident and health (b)												
15.8 Federal employees health benefits plan premium (b)												
16. Workers' compensation												
17.1 Other Liability - occurrence												
17.2 Other Liability - claims made												
17.3 Excess workers' compensation												
18. Products liability												
19.1 Private passenger auto no-fault (personal injury protection)												
19.2 Other private passenger auto liability												
19.3 Commercial auto no-fault (personal injury protection)												
19.4 Other commercial auto liability												
21.1 Private passenger auto physical damage												
21.2 Commercial auto physical damage												
22. Aircraft (all perils)												
23. Fidelity												
24. Surety												
26. Burglary and theft												
27. Boiler and machinery												
28. Credit												
29. International												
30. Warranty												
34. Aggregate write-ins for other lines of business	0	0	0	0	0	0	0	0	0	0	0	0
35. TOTALS (a)	0	0	0	0	0	0	0	0	0	0	0	(4,281)
DETAILS OF WRITE-INS												
3401.												
3402.												
3403.												
3498. Summary of remaining write-ins for Line 34 from overflow page	0	0	0	0	0	0	0	0	0	0	0	0
3499. Totals (Lines 3401 thru 3403 plus 3498)(Line 34 above)	0	0	0	0	0	0	0	0	0	0	0	0

(a) Finance and service charges not included in Lines 1 to 35 \$
(b) For health business on indicated lines report: Number of persons insured under PPO managed care products and number of persons insured under indemnity only products



ANNUAL STATEMENT FOR THE YEAR 2020 OF THE Obsidian Insurance Company
EXHIBIT OF PREMIUMS AND LOSSES (Statutory Page 14)

NAIC Group Code 4982 BUSINESS IN THE STATE OF Indiana DURING THE YEAR 2020 NAIC Company Code 35602

Line of Business	Gross Premiums, Including Policy and Membership Fees, Less Return Premiums and Premiums on Policies not Taken		3	4	5	6	7	8	9	10	11	12
	1	2										
	Direct Premiums Written	Direct Premiums Earned	Dividends Paid or Credited to Policyholders on Direct Business	Direct Unearned Premium Reserves	Direct Losses Paid (deducting salvage)	Direct Losses Incurred	Direct Losses Unpaid	Direct Defense and Cost Containment Expense Paid	Direct Defense and Cost Containment Expense Incurred	Direct Defense and Cost Containment Expense Unpaid	Commissions and Brokerage Expenses	Taxes, Licenses and Fees
1. Fire												
2.1 Allied lines												
2.2 Multiple peril crop												
2.3 Federal flood												
2.4 Private crop												
2.5 Private flood												
3. Farmowners multiple peril												
4. Homeowners multiple peril												
5.1 Commercial multiple peril (non-liability portion)												
5.2 Commercial multiple peril (liability portion)												
6. Mortgage guaranty												
8. Ocean marine												
9. Inland marine												
10. Financial guaranty												
11. Medical professional liability						(704)	3,859,384		(548,557)	(245,997)		1,507
12. Earthquake												
13. Group accident and health (b)												
14. Credit accident and health (group and individual)												
15.1 Collectively renewable accident and health (b)												
15.2 Non-cancelable accident and health(b)												
15.3 Guaranteed renewable accident and health(b)												
15.4 Non-renewable for stated reasons only (b)												
15.5 Other accident only												
15.6 Medicare Title XVIII exempt from state taxes or fees												
15.7 All other accident and health (b)												
15.8 Federal employees health benefits plan premium (b)												
16. Workers' compensation												
17.1 Other Liability - occurrence												
17.2 Other Liability - claims made												
17.3 Excess workers' compensation												
18. Products liability												
19.1 Private passenger auto no-fault (personal injury protection)												
19.2 Other private passenger auto liability												
19.3 Commercial auto no-fault (personal injury protection)												
19.4 Other commercial auto liability												
21.1 Private passenger auto physical damage												
21.2 Commercial auto physical damage												
22. Aircraft (all perils)												
23. Fidelity												
24. Surety												
26. Burglary and theft												
27. Boiler and machinery												
28. Credit												
29. International												
30. Warranty												
34. Aggregate write-ins for other lines of business	0	0	0	0	0	0	0	0	0	0	0	0
35. TOTALS (a)	0	0	0	0	0	(704)	3,859,384	0	(548,557)	(245,997)	0	1,507
DETAILS OF WRITE-INS												
3401.												
3402.												
3403.												
3498. Summary of remaining write-ins for Line 34 from overflow page	0	0	0	0	0	0	0	0	0	0	0	0
3499. Totals (Lines 3401 thru 3403 plus 3498)(Line 34 above)	0	0	0	0	0	0	0	0	0	0	0	0

(a) Finance and service charges not included in Lines 1 to 35 \$
(b) For health business on indicated lines report: Number of persons insured under PPO managed care products and number of persons insured under indemnity only products



ANNUAL STATEMENT FOR THE YEAR 2020 OF THE Obsidian Insurance Company
EXHIBIT OF PREMIUMS AND LOSSES (Statutory Page 14)

NAIC Group Code 4982 BUSINESS IN THE STATE OF Iowa DURING THE YEAR 2020 NAIC Company Code 35602

Line of Business	Gross Premiums, Including Policy and Membership Fees, Less Return Premiums and Premiums on Policies not Taken		3 Dividends Paid or Credited to Policyholders on Direct Business	4 Direct Unearned Premium Reserves	5 Direct Losses Paid (deducting salvage)	6 Direct Losses Incurred	7 Direct Losses Unpaid	8 Direct Defense and Cost Containment Expense Paid	9 Direct Defense and Cost Containment Expense Incurred	10 Direct Defense and Cost Containment Expense Unpaid	11 Commissions and Brokerage Expenses	12 Taxes, Licenses and Fees
	1 Direct Premiums Written	2 Direct Premiums Earned										
1. Fire												
2.1 Allied lines												
2.2 Multiple peril crop												
2.3 Federal flood												
2.4 Private crop												
2.5 Private flood												
3. Farmowners multiple peril												
4. Homeowners multiple peril												
5.1 Commercial multiple peril (non-liability portion)												
5.2 Commercial multiple peril (liability portion)												
6. Mortgage guaranty												
8. Ocean marine												
9. Inland marine												
10. Financial guaranty												
11. Medical professional liability	0	0		0	0	0	0	0	0	0	0	920
12. Earthquake												
13. Group accident and health (b)												
14. Credit accident and health (group and individual)												
15.1 Collectively renewable accident and health (b)												
15.2 Non-cancelable accident and health(b)												
15.3 Guaranteed renewable accident and health(b)												
15.4 Non-renewable for stated reasons only (b)												
15.5 Other accident only												
15.6 Medicare Title XVIII exempt from state taxes or fees												
15.7 All other accident and health (b)												
15.8 Federal employees health benefits plan premium (b)												
16. Workers' compensation												
17.1 Other Liability - occurrence												
17.2 Other Liability - claims made												
17.3 Excess workers' compensation												
18. Products liability												
19.1 Private passenger auto no-fault (personal injury protection)												
19.2 Other private passenger auto liability												
19.3 Commercial auto no-fault (personal injury protection)												
19.4 Other commercial auto liability												
21.1 Private passenger auto physical damage												
21.2 Commercial auto physical damage												
22. Aircraft (all perils)												
23. Fidelity												
24. Surety												
26. Burglary and theft												
27. Boiler and machinery												
28. Credit												
29. International												
30. Warranty												
34. Aggregate write-ins for other lines of business	0	0	0	0	0	0	0	0	0	0	0	0
35. TOTALS (a)	0	0	0	0	0	0	0	0	0	0	0	920
DETAILS OF WRITE-INS												
3401.												
3402.												
3403.												
3498. Summary of remaining write-ins for Line 34 from overflow page	0	0	0	0	0	0	0	0	0	0	0	0
3499. Totals (Lines 3401 thru 3403 plus 3498)(Line 34 above)	0	0	0	0	0	0	0	0	0	0	0	0

(a) Finance and service charges not included in Lines 1 to 35 \$
(b) For health business on indicated lines report: Number of persons insured under PPO managed care products and number of persons insured under indemnity only products



ANNUAL STATEMENT FOR THE YEAR 2020 OF THE Obsidian Insurance Company
EXHIBIT OF PREMIUMS AND LOSSES (Statutory Page 14)

NAIC Group Code 4982 BUSINESS IN THE STATE OF Kansas DURING THE YEAR 2020 NAIC Company Code 35602

Line of Business	Gross Premiums, Including Policy and Membership Fees, Less Return Premiums and Premiums on Policies not Taken		3 Dividends Paid or Credited to Policyholders on Direct Business	4 Direct Unearned Premium Reserves	5 Direct Losses Paid (deducting salvage)	6 Direct Losses Incurred	7 Direct Losses Unpaid	8 Direct Defense and Cost Containment Expense Paid	9 Direct Defense and Cost Containment Expense Incurred	10 Direct Defense and Cost Containment Expense Unpaid	11 Commissions and Brokerage Expenses	12 Taxes, Licenses and Fees
	1 Direct Premiums Written	2 Direct Premiums Earned										
1. Fire												
2.1 Allied lines												
2.2 Multiple peril crop												
2.3 Federal flood												
2.4 Private crop												
2.5 Private flood												
3. Farmowners multiple peril												
4. Homeowners multiple peril												
5.1 Commercial multiple peril (non-liability portion)												
5.2 Commercial multiple peril (liability portion)												
6. Mortgage guaranty												
8. Ocean marine												
9. Inland marine												
10. Financial guaranty												
11. Medical professional liability	0	0		0	0	0	0	0	0	0	0	903
12. Earthquake												
13. Group accident and health (b)												
14. Credit accident and health (group and individual)												
15.1 Collectively renewable accident and health (b)												
15.2 Non-cancelable accident and health(b)												
15.3 Guaranteed renewable accident and health(b)												
15.4 Non-renewable for stated reasons only (b)												
15.5 Other accident only												
15.6 Medicare Title XVIII exempt from state taxes or fees												
15.7 All other accident and health (b)												
15.8 Federal employees health benefits plan premium (b)												
16. Workers' compensation												
17.1 Other Liability - occurrence												
17.2 Other Liability - claims made												
17.3 Excess workers' compensation												
18. Products liability												
19.1 Private passenger auto no-fault (personal injury protection)												
19.2 Other private passenger auto liability												
19.3 Commercial auto no-fault (personal injury protection)												
19.4 Other commercial auto liability												
21.1 Private passenger auto physical damage												
21.2 Commercial auto physical damage												
22. Aircraft (all perils)												
23. Fidelity												
24. Surety												
26. Burglary and theft												
27. Boiler and machinery												
28. Credit												
29. International												
30. Warranty												
34. Aggregate write-ins for other lines of business	0	0	0	0	0	0	0	0	0	0	0	0
35. TOTALS (a)	0	0	0	0	0	0	0	0	0	0	0	903
DETAILS OF WRITE-INS												
3401.												
3402.												
3403.												
3498. Summary of remaining write-ins for Line 34 from overflow page	0	0	0	0	0	0	0	0	0	0	0	0
3499. Totals (Lines 3401 thru 3403 plus 3498)(Line 34 above)	0	0	0	0	0	0	0	0	0	0	0	0

(a) Finance and service charges not included in Lines 1 to 35 \$
(b) For health business on indicated lines report: Number of persons insured under PPO managed care products and number of persons insured under indemnity only products



ANNUAL STATEMENT FOR THE YEAR 2020 OF THE Obsidian Insurance Company
EXHIBIT OF PREMIUMS AND LOSSES (Statutory Page 14)

NAIC Group Code 4982 BUSINESS IN THE STATE OF Kentucky DURING THE YEAR 2020 NAIC Company Code 35602

Line of Business	Gross Premiums, Including Policy and Membership Fees, Less Return Premiums and Premiums on Policies not Taken		3 Dividends Paid or Credited to Policyholders on Direct Business	4 Direct Unearned Premium Reserves	5 Direct Losses Paid (deducting salvage)	6 Direct Losses Incurred	7 Direct Losses Unpaid	8 Direct Defense and Cost Containment Expense Paid	9 Direct Defense and Cost Containment Expense Incurred	10 Direct Defense and Cost Containment Expense Unpaid	11 Commissions and Brokerage Expenses	12 Taxes, Licenses and Fees
	1 Direct Premiums Written	2 Direct Premiums Earned										
1. Fire												
2.1 Allied lines												
2.2 Multiple peril crop												
2.3 Federal flood												
2.4 Private crop												
2.5 Private flood												
3. Farmowners multiple peril												
4. Homeowners multiple peril												
5.1 Commercial multiple peril (non-liability portion)												
5.2 Commercial multiple peril (liability portion)												
6. Mortgage guaranty												
8. Ocean marine												
9. Inland marine												
10. Financial guaranty												
11. Medical professional liability	0	0		0	0	0	0	0	0	0	0	(876)
12. Earthquake												
13. Group accident and health (b)												
14. Credit accident and health (group and individual)												
15.1 Collectively renewable accident and health (b)												
15.2 Non-cancelable accident and health(b)												
15.3 Guaranteed renewable accident and health(b)												
15.4 Non-renewable for stated reasons only (b)												
15.5 Other accident only												
15.6 Medicare Title XVIII exempt from state taxes or fees												
15.7 All other accident and health (b)												
15.8 Federal employees health benefits plan premium (b)												
16. Workers' compensation												
17.1 Other Liability - occurrence												
17.2 Other Liability - claims made												
17.3 Excess workers' compensation												
18. Products liability												
19.1 Private passenger auto no-fault (personal injury protection)												
19.2 Other private passenger auto liability												
19.3 Commercial auto no-fault (personal injury protection)												
19.4 Other commercial auto liability												
21.1 Private passenger auto physical damage												
21.2 Commercial auto physical damage												
22. Aircraft (all perils)												
23. Fidelity												
24. Surety												
26. Burglary and theft												
27. Boiler and machinery												
28. Credit												
29. International												
30. Warranty												
34. Aggregate write-ins for other lines of business	0	0	0	0	0	0	0	0	0	0	0	0
35. TOTALS (a)	0	0	0	0	0	0	0	0	0	0	0	(876)
DETAILS OF WRITE-INS												
3401.												
3402.												
3403.												
3498. Summary of remaining write-ins for Line 34 from overflow page	0	0	0	0	0	0	0	0	0	0	0	0
3499. Totals (Lines 3401 thru 3403 plus 3498)(Line 34 above)	0	0	0	0	0	0	0	0	0	0	0	0

(a) Finance and service charges not included in Lines 1 to 35 \$
(b) For health business on indicated lines report: Number of persons insured under PPO managed care products and number of persons insured under indemnity only products



ANNUAL STATEMENT FOR THE YEAR 2020 OF THE Obsidian Insurance Company
EXHIBIT OF PREMIUMS AND LOSSES (Statutory Page 14)

NAIC Group Code 4982 BUSINESS IN THE STATE OF Maryland DURING THE YEAR 2020 NAIC Company Code 35602

Line of Business	Gross Premiums, Including Policy and Membership Fees, Less Return Premiums and Premiums on Policies not Taken		3 Dividends Paid or Credited to Policyholders on Direct Business	4 Direct Unearned Premium Reserves	5 Direct Losses Paid (deducting salvage)	6 Direct Losses Incurred	7 Direct Losses Unpaid	8 Direct Defense and Cost Containment Expense Paid	9 Direct Defense and Cost Containment Expense Incurred	10 Direct Defense and Cost Containment Expense Unpaid	11 Commissions and Brokerage Expenses	12 Taxes, Licenses and Fees
	1 Direct Premiums Written	2 Direct Premiums Earned										
1. Fire												
2.1 Allied lines												
2.2 Multiple peril crop												
2.3 Federal flood												
2.4 Private crop												
2.5 Private flood												
3. Farmowners multiple peril												
4. Homeowners multiple peril												
5.1 Commercial multiple peril (non-liability portion)												
5.2 Commercial multiple peril (liability portion)												
6. Mortgage guaranty												
8. Ocean marine												
9. Inland marine												
10. Financial guaranty												
11. Medical professional liability	0	0		0	0	2,840	5,000	53,322	(399,374)	174,800	0	2,310
12. Earthquake												
13. Group accident and health (b)												
14. Credit accident and health (group and individual)												
15.1 Collectively renewable accident and health (b)												
15.2 Non-cancelable accident and health(b)												
15.3 Guaranteed renewable accident and health(b)												
15.4 Non-renewable for stated reasons only (b)												
15.5 Other accident only												
15.6 Medicare Title XVIII exempt from state taxes or fees												
15.7 All other accident and health (b)												
15.8 Federal employees health benefits plan premium (b)												
16. Workers' compensation												
17.1 Other Liability - occurrence	0	0		0	0	0	0	0	0	0	0	0
17.2 Other Liability - claims made	4,776	144		4,632	0	69	69	0	17	17	1,266	96
17.3 Excess workers' compensation												
18. Products liability												
19.1 Private passenger auto no-fault (personal injury protection)												
19.2 Other private passenger auto liability												
19.3 Commercial auto no-fault (personal injury protection)												
19.4 Other commercial auto liability												
21.1 Private passenger auto physical damage												
21.2 Commercial auto physical damage												
22. Aircraft (all perils)												
23. Fidelity												
24. Surety												
26. Burglary and theft												
27. Boiler and machinery												
28. Credit												
29. International												
30. Warranty												
34. Aggregate write-ins for other lines of business	0	0	0	0	0	0	0	0	0	0	0	0
35. TOTALS (a)	4,776	144	0	4,632	0	2,909	5,069	53,322	(399,357)	174,817	1,266	2,406
DETAILS OF WRITE-INS												
3401.												
3402.												
3403.												
3498. Summary of remaining write-ins for Line 34 from overflow page	0	0	0	0	0	0	0	0	0	0	0	0
3499. Totals (Lines 3401 thru 3403 plus 3498)(Line 34 above)	0	0	0	0	0	0	0	0	0	0	0	0

(a) Finance and service charges not included in Lines 1 to 35 \$
(b) For health business on indicated lines report: Number of persons insured under PPO managed care products and number of persons insured under indemnity only products



ANNUAL STATEMENT FOR THE YEAR 2020 OF THE Obsidian Insurance Company
EXHIBIT OF PREMIUMS AND LOSSES (Statutory Page 14)

NAIC Group Code 4982 BUSINESS IN THE STATE OF Massachusetts DURING THE YEAR 2020 NAIC Company Code 35602

Line of Business	Gross Premiums, Including Policy and Membership Fees, Less Return Premiums and Premiums on Policies not Taken		3 Dividends Paid or Credited to Policyholders on Direct Business	4 Direct Unearned Premium Reserves	5 Direct Losses Paid (deducting salvage)	6 Direct Losses Incurred	7 Direct Losses Unpaid	8 Direct Defense and Cost Containment Expense Paid	9 Direct Defense and Cost Containment Expense Incurred	10 Direct Defense and Cost Containment Expense Unpaid	11 Commissions and Brokerage Expenses	12 Taxes, Licenses and Fees
	1 Direct Premiums Written	2 Direct Premiums Earned										
1. Fire												
2.1 Allied lines												
2.2 Multiple peril crop												
2.3 Federal flood												
2.4 Private crop												
2.5 Private flood												
3. Farmowners multiple peril												
4. Homeowners multiple peril												
5.1 Commercial multiple peril (non-liability portion)												
5.2 Commercial multiple peril (liability portion)												
6. Mortgage guaranty												
8. Ocean marine												
9. Inland marine												
10. Financial guaranty												
11. Medical professional liability												
12. Earthquake												
13. Group accident and health (b)												
14. Credit accident and health (group and individual)												
15.1 Collectively renewable accident and health (b)												
15.2 Non-cancelable accident and health(b)												
15.3 Guaranteed renewable accident and health(b)												
15.4 Non-renewable for stated reasons only (b)												
15.5 Other accident only												
15.6 Medicare Title XVIII exempt from state taxes or fees												
15.7 All other accident and health (b)												
15.8 Federal employees health benefits plan premium (b)												
16. Workers' compensation												
17.1 Other Liability - occurrence												
17.2 Other Liability - claims made												
17.3 Excess workers' compensation												
18. Products liability												
19.1 Private passenger auto no-fault (personal injury protection)												
19.2 Other private passenger auto liability												
19.3 Commercial auto no-fault (personal injury protection)												
19.4 Other commercial auto liability												
21.1 Private passenger auto physical damage												
21.2 Commercial auto physical damage												
22. Aircraft (all perils)												
23. Fidelity												
24. Surety												
26. Burglary and theft												
27. Boiler and machinery												
28. Credit												
29. International												
30. Warranty												
34. Aggregate write-ins for other lines of business	0	0	0	0	0	0	0	0	0	0	0	0
35. TOTALS (a)	0	0	0	0	0	0	0	0	0	0	0	0
DETAILS OF WRITE-INS												
3401.												
3402.												
3403.												
3498. Summary of remaining write-ins for Line 34 from overflow page	0	0	0	0	0	0	0	0	0	0	0	0
3499. Totals (Lines 3401 thru 3403 plus 3498)(Line 34 above)	0	0	0	0	0	0	0	0	0	0	0	0

(a) Finance and service charges not included in Lines 1 to 35 \$
(b) For health business on indicated lines report: Number of persons insured under PPO managed care products and number of persons insured under indemnity only products



ANNUAL STATEMENT FOR THE YEAR 2020 OF THE Obsidian Insurance Company
EXHIBIT OF PREMIUMS AND LOSSES (Statutory Page 14)

NAIC Group Code 4982 BUSINESS IN THE STATE OF Michigan DURING THE YEAR 2020 NAIC Company Code 35602

Line of Business	Gross Premiums, Including Policy and Membership Fees, Less Return Premiums and Premiums on Policies not Taken		3 Dividends Paid or Credited to Policyholders on Direct Business	4 Direct Unearned Premium Reserves	5 Direct Losses Paid (deducting salvage)	6 Direct Losses Incurred	7 Direct Losses Unpaid	8 Direct Defense and Cost Containment Expense Paid	9 Direct Defense and Cost Containment Expense Incurred	10 Direct Defense and Cost Containment Expense Unpaid	11 Commissions and Brokerage Expenses	12 Taxes, Licenses and Fees
	1 Direct Premiums Written	2 Direct Premiums Earned										
1. Fire												
2.1 Allied lines												
2.2 Multiple peril crop												
2.3 Federal flood												
2.4 Private crop												
2.5 Private flood												
3. Farmowners multiple peril												
4. Homeowners multiple peril												
5.1 Commercial multiple peril (non-liability portion)												
5.2 Commercial multiple peril (liability portion)												
6. Mortgage guaranty												
8. Ocean marine												
9. Inland marine												
10. Financial guaranty												
11. Medical professional liability	0	0		0	0	0	0	0	0	0	0	618
12. Earthquake												
13. Group accident and health (b)												
14. Credit accident and health (group and individual)												
15.1 Collectively renewable accident and health (b)												
15.2 Non-cancelable accident and health(b)												
15.3 Guaranteed renewable accident and health(b)												
15.4 Non-renewable for stated reasons only (b)												
15.5 Other accident only												
15.6 Medicare Title XVIII exempt from state taxes or fees												
15.7 All other accident and health (b)												
15.8 Federal employees health benefits plan premium (b)												
16. Workers' compensation												
17.1 Other Liability - occurrence												
17.2 Other Liability - claims made												
17.3 Excess workers' compensation												
18. Products liability												
19.1 Private passenger auto no-fault (personal injury protection)												
19.2 Other private passenger auto liability												
19.3 Commercial auto no-fault (personal injury protection)												
19.4 Other commercial auto liability												
21.1 Private passenger auto physical damage												
21.2 Commercial auto physical damage												
22. Aircraft (all perils)												
23. Fidelity												
24. Surety												
26. Burglary and theft												
27. Boiler and machinery												
28. Credit												
29. International												
30. Warranty												
34. Aggregate write-ins for other lines of business	0	0	0	0	0	0	0	0	0	0	0	0
35. TOTALS (a)	0	0	0	0	0	0	0	0	0	0	0	618
DETAILS OF WRITE-INS												
3401.												
3402.												
3403.												
3498. Summary of remaining write-ins for Line 34 from overflow page	0	0	0	0	0	0	0	0	0	0	0	0
3499. Totals (Lines 3401 thru 3403 plus 3498)(Line 34 above)	0	0	0	0	0	0	0	0	0	0	0	0

(a) Finance and service charges not included in Lines 1 to 35 \$
(b) For health business on indicated lines report: Number of persons insured under PPO managed care products and number of persons insured under indemnity only products



ANNUAL STATEMENT FOR THE YEAR 2020 OF THE Obsidian Insurance Company
EXHIBIT OF PREMIUMS AND LOSSES (Statutory Page 14)

NAIC Group Code 4982 BUSINESS IN THE STATE OF Minnesota DURING THE YEAR 2020 NAIC Company Code 35602

Line of Business	Gross Premiums, Including Policy and Membership Fees, Less Return Premiums and Premiums on Policies not Taken		3 Dividends Paid or Credited to Policyholders on Direct Business	4 Direct Unearned Premium Reserves	5 Direct Losses Paid (deducting salvage)	6 Direct Losses Incurred	7 Direct Losses Unpaid	8 Direct Defense and Cost Containment Expense Paid	9 Direct Defense and Cost Containment Expense Incurred	10 Direct Defense and Cost Containment Expense Unpaid	11 Commissions and Brokerage Expenses	12 Taxes, Licenses and Fees
	1 Direct Premiums Written	2 Direct Premiums Earned										
1. Fire												
2.1 Allied lines												
2.2 Multiple peril crop												
2.3 Federal flood												
2.4 Private crop												
2.5 Private flood												
3. Farmowners multiple peril												
4. Homeowners multiple peril												
5.1 Commercial multiple peril (non-liability portion)												
5.2 Commercial multiple peril (liability portion)												
6. Mortgage guaranty												
8. Ocean marine												
9. Inland marine												
10. Financial guaranty												
11. Medical professional liability	0	0		0	0	0	0	0	0	0	0	1,165
12. Earthquake												
13. Group accident and health (b)												
14. Credit accident and health (group and individual)												
15.1 Collectively renewable accident and health (b)												
15.2 Non-cancelable accident and health(b)												
15.3 Guaranteed renewable accident and health(b)												
15.4 Non-renewable for stated reasons only (b)												
15.5 Other accident only												
15.6 Medicare Title XVIII exempt from state taxes or fees												
15.7 All other accident and health (b)												
15.8 Federal employees health benefits plan premium (b)												
16. Workers' compensation												
17.1 Other Liability - occurrence												
17.2 Other Liability - claims made												
17.3 Excess workers' compensation												
18. Products liability												
19.1 Private passenger auto no-fault (personal injury protection)												
19.2 Other private passenger auto liability												
19.3 Commercial auto no-fault (personal injury protection)												
19.4 Other commercial auto liability												
21.1 Private passenger auto physical damage												
21.2 Commercial auto physical damage												
22. Aircraft (all perils)												
23. Fidelity												
24. Surety												
26. Burglary and theft												
27. Boiler and machinery												
28. Credit												
29. International												
30. Warranty												
34. Aggregate write-ins for other lines of business	0	0	0	0	0	0	0	0	0	0	0	0
35. TOTALS (a)	0	0	0	0	0	0	0	0	0	0	0	1,165
DETAILS OF WRITE-INS												
3401.												
3402.												
3403.												
3498. Summary of remaining write-ins for Line 34 from overflow page	0	0	0	0	0	0	0	0	0	0	0	0
3499. Totals (Lines 3401 thru 3403 plus 3498)(Line 34 above)	0	0	0	0	0	0	0	0	0	0	0	0

(a) Finance and service charges not included in Lines 1 to 35 \$
(b) For health business on indicated lines report: Number of persons insured under PPO managed care products and number of persons insured under indemnity only products



ANNUAL STATEMENT FOR THE YEAR 2020 OF THE Obsidian Insurance Company
EXHIBIT OF PREMIUMS AND LOSSES (Statutory Page 14)

NAIC Group Code 4982

BUSINESS IN THE STATE OF Missouri

DURING THE YEAR 2020

NAIC Company Code 35602

Line of Business	Gross Premiums, Including Policy and Membership Fees, Less Return Premiums and Premiums on Policies not Taken		3 Dividends Paid or Credited to Policyholders on Direct Business	4 Direct Unearned Premium Reserves	5 Direct Losses Paid (deducting salvage)	6 Direct Losses Incurred	7 Direct Losses Unpaid	8 Direct Defense and Cost Containment Expense Paid	9 Direct Defense and Cost Containment Expense Incurred	10 Direct Defense and Cost Containment Expense Unpaid	11 Commissions and Brokerage Expenses	12 Taxes, Licenses and Fees
	1 Direct Premiums Written	2 Direct Premiums Earned										
1. Fire												
2.1 Allied lines												
2.2 Multiple peril crop												
2.3 Federal flood												
2.4 Private crop												
2.5 Private flood												
3. Farmowners multiple peril												
4. Homeowners multiple peril												
5.1 Commercial multiple peril (non-liability portion)												
5.2 Commercial multiple peril (liability portion)												
6. Mortgage guaranty												
8. Ocean marine												
9. Inland marine												
10. Financial guaranty												
11. Medical professional liability	0	0		0	0	0	0	0	0	0	0	2,286
12. Earthquake												
13. Group accident and health (b)												
14. Credit accident and health (group and individual)												
15.1 Collectively renewable accident and health (b)												
15.2 Non-cancelable accident and health(b)												
15.3 Guaranteed renewable accident and health(b)												
15.4 Non-renewable for stated reasons only (b)												
15.5 Other accident only												
15.6 Medicare Title XVIII exempt from state taxes or fees												
15.7 All other accident and health (b)												
15.8 Federal employees health benefits plan premium (b)												
16. Workers' compensation												
17.1 Other Liability - occurrence												
17.2 Other Liability - claims made												
17.3 Excess workers' compensation												
18. Products liability												
19.1 Private passenger auto no-fault (personal injury protection)												
19.2 Other private passenger auto liability												
19.3 Commercial auto no-fault (personal injury protection)												
19.4 Other commercial auto liability												
21.1 Private passenger auto physical damage												
21.2 Commercial auto physical damage												
22. Aircraft (all perils)												
23. Fidelity												
24. Surety												
26. Burglary and theft												
27. Boiler and machinery												
28. Credit												
29. International												
30. Warranty												
34. Aggregate write-ins for other lines of business	0	0	0	0	0	0	0	0	0	0	0	0
35. TOTALS (a)	0	0	0	0	0	0	0	0	0	0	0	2,286
DETAILS OF WRITE-INS												
3401.												
3402.												
3403.												
3498. Summary of remaining write-ins for Line 34 from overflow page	0	0	0	0	0	0	0	0	0	0	0	0
3499. Totals (Lines 3401 thru 3403 plus 3498)(Line 34 above)	0	0	0	0	0	0	0	0	0	0	0	0

(a) Finance and service charges not included in Lines 1 to 35 \$

(b) For health business on indicated lines report: Number of persons insured under PPO managed care products and number of persons insured under indemnity only products



ANNUAL STATEMENT FOR THE YEAR 2020 OF THE Obsidian Insurance Company
EXHIBIT OF PREMIUMS AND LOSSES (Statutory Page 14)

NAIC Group Code 4982 BUSINESS IN THE STATE OF Montana DURING THE YEAR 2020 NAIC Company Code 35602

Line of Business	Gross Premiums, Including Policy and Membership Fees, Less Return Premiums and Premiums on Policies not Taken		3 Dividends Paid or Credited to Policyholders on Direct Business	4 Direct Unearned Premium Reserves	5 Direct Losses Paid (deducting salvage)	6 Direct Losses Incurred	7 Direct Losses Unpaid	8 Direct Defense and Cost Containment Expense Paid	9 Direct Defense and Cost Containment Expense Incurred	10 Direct Defense and Cost Containment Expense Unpaid	11 Commissions and Brokerage Expenses	12 Taxes, Licenses and Fees
	1 Direct Premiums Written	2 Direct Premiums Earned										
1. Fire												
2.1 Allied lines												
2.2 Multiple peril crop												
2.3 Federal flood												
2.4 Private crop												
2.5 Private flood												
3. Farmowners multiple peril												
4. Homeowners multiple peril												
5.1 Commercial multiple peril (non-liability portion)												
5.2 Commercial multiple peril (liability portion)												
6. Mortgage guaranty												
8. Ocean marine												
9. Inland marine												
10. Financial guaranty												
11. Medical professional liability	0	0		0	0	0	0	0	0	0	0	5,876
12. Earthquake												
13. Group accident and health (b)												
14. Credit accident and health (group and individual)												
15.1 Collectively renewable accident and health (b)												
15.2 Non-cancelable accident and health(b)												
15.3 Guaranteed renewable accident and health(b)												
15.4 Non-renewable for stated reasons only (b)												
15.5 Other accident only												
15.6 Medicare Title XVIII exempt from state taxes or fees												
15.7 All other accident and health (b)												
15.8 Federal employees health benefits plan premium (b)												
16. Workers' compensation												
17.1 Other Liability - occurrence												
17.2 Other Liability - claims made												
17.3 Excess workers' compensation												
18. Products liability												
19.1 Private passenger auto no-fault (personal injury protection)												
19.2 Other private passenger auto liability												
19.3 Commercial auto no-fault (personal injury protection)												
19.4 Other commercial auto liability												
21.1 Private passenger auto physical damage												
21.2 Commercial auto physical damage												
22. Aircraft (all perils)												
23. Fidelity												
24. Surety												
26. Burglary and theft												
27. Boiler and machinery												
28. Credit												
29. International												
30. Warranty												
34. Aggregate write-ins for other lines of business	0	0	0	0	0	0	0	0	0	0	0	0
35. TOTALS (a)	0	0	0	0	0	0	0	0	0	0	0	5,876
DETAILS OF WRITE-INS												
3401.												
3402.												
3403.												
3498. Summary of remaining write-ins for Line 34 from overflow page	0	0	0	0	0	0	0	0	0	0	0	0
3499. Totals (Lines 3401 thru 3403 plus 3498)(Line 34 above)	0	0	0	0	0	0	0	0	0	0	0	0

(a) Finance and service charges not included in Lines 1 to 35 \$
(b) For health business on indicated lines report: Number of persons insured under PPO managed care products and number of persons insured under indemnity only products



ANNUAL STATEMENT FOR THE YEAR 2020 OF THE Obsidian Insurance Company
EXHIBIT OF PREMIUMS AND LOSSES (Statutory Page 14)

NAIC Group Code 4982 BUSINESS IN THE STATE OF Nebraska DURING THE YEAR 2020 NAIC Company Code 35602

Line of Business	Gross Premiums, Including Policy and Membership Fees, Less Return Premiums and Premiums on Policies not Taken		3 Dividends Paid or Credited to Policyholders on Direct Business	4 Direct Unearned Premium Reserves	5 Direct Losses Paid (deducting salvage)	6 Direct Losses Incurred	7 Direct Losses Unpaid	8 Direct Defense and Cost Containment Expense Paid	9 Direct Defense and Cost Containment Expense Incurred	10 Direct Defense and Cost Containment Expense Unpaid	11 Commissions and Brokerage Expenses	12 Taxes, Licenses and Fees
	1 Direct Premiums Written	2 Direct Premiums Earned										
1. Fire												
2.1 Allied lines												
2.2 Multiple peril crop												
2.3 Federal flood												
2.4 Private crop												
2.5 Private flood												
3. Farmowners multiple peril												
4. Homeowners multiple peril												
5.1 Commercial multiple peril (non-liability portion)												
5.2 Commercial multiple peril (liability portion)												
6. Mortgage guaranty												
8. Ocean marine												
9. Inland marine												
10. Financial guaranty												
11. Medical professional liability	0	0		0	0	0	0	0	0	0	0	670
12. Earthquake												
13. Group accident and health (b)												
14. Credit accident and health (group and individual)												
15.1 Collectively renewable accident and health (b)												
15.2 Non-cancelable accident and health(b)												
15.3 Guaranteed renewable accident and health(b)												
15.4 Non-renewable for stated reasons only (b)												
15.5 Other accident only												
15.6 Medicare Title XVIII exempt from state taxes or fees												
15.7 All other accident and health (b)												
15.8 Federal employees health benefits plan premium (b)												
16. Workers' compensation												
17.1 Other Liability - occurrence												
17.2 Other Liability - claims made												
17.3 Excess workers' compensation												
18. Products liability												
19.1 Private passenger auto no-fault (personal injury protection)												
19.2 Other private passenger auto liability												
19.3 Commercial auto no-fault (personal injury protection)												
19.4 Other commercial auto liability												
21.1 Private passenger auto physical damage												
21.2 Commercial auto physical damage												
22. Aircraft (all perils)												
23. Fidelity												
24. Surety												
26. Burglary and theft												
27. Boiler and machinery												
28. Credit												
29. International												
30. Warranty												
34. Aggregate write-ins for other lines of business	0	0	0	0	0	0	0	0	0	0	0	0
35. TOTALS (a)	0	0	0	0	0	0	0	0	0	0	0	670
DETAILS OF WRITE-INS												
3401.												
3402.												
3403.												
3498. Summary of remaining write-ins for Line 34 from overflow page	0	0	0	0	0	0	0	0	0	0	0	0
3499. Totals (Lines 3401 thru 3403 plus 3498)(Line 34 above)	0	0	0	0	0	0	0	0	0	0	0	0

(a) Finance and service charges not included in Lines 1 to 35 \$
(b) For health business on indicated lines report: Number of persons insured under PPO managed care products and number of persons insured under indemnity only products



ANNUAL STATEMENT FOR THE YEAR 2020 OF THE Obsidian Insurance Company
EXHIBIT OF PREMIUMS AND LOSSES (Statutory Page 14)

NAIC Group Code 4982 BUSINESS IN THE STATE OF Nevada DURING THE YEAR 2020 NAIC Company Code 35602

Line of Business	Gross Premiums, Including Policy and Membership Fees, Less Return Premiums and Premiums on Policies not Taken		3 Dividends Paid or Credited to Policyholders on Direct Business	4 Direct Unearned Premium Reserves	5 Direct Losses Paid (deducting salvage)	6 Direct Losses Incurred	7 Direct Losses Unpaid	8 Direct Defense and Cost Containment Expense Paid	9 Direct Defense and Cost Containment Expense Incurred	10 Direct Defense and Cost Containment Expense Unpaid	11 Commissions and Brokerage Expenses	12 Taxes, Licenses and Fees
	1 Direct Premiums Written	2 Direct Premiums Earned										
1. Fire												
2.1 Allied lines												
2.2 Multiple peril crop												
2.3 Federal flood												
2.4 Private crop												
2.5 Private flood												
3. Farmowners multiple peril												
4. Homeowners multiple peril												
5.1 Commercial multiple peril (non-liability portion)												
5.2 Commercial multiple peril (liability portion)												
6. Mortgage guaranty												
8. Ocean marine												
9. Inland marine												
10. Financial guaranty												
11. Medical professional liability	0	0		0	0	0	0	0	0	0	0	5,050
12. Earthquake												
13. Group accident and health (b)												
14. Credit accident and health (group and individual)												
15.1 Collectively renewable accident and health (b)												
15.2 Non-cancelable accident and health(b)												
15.3 Guaranteed renewable accident and health(b)												
15.4 Non-renewable for stated reasons only (b)												
15.5 Other accident only												
15.6 Medicare Title XVIII exempt from state taxes or fees												
15.7 All other accident and health (b)												
15.8 Federal employees health benefits plan premium (b)												
16. Workers' compensation												
17.1 Other Liability - occurrence												
17.2 Other Liability - claims made												
17.3 Excess workers' compensation												
18. Products liability												
19.1 Private passenger auto no-fault (personal injury protection)												
19.2 Other private passenger auto liability												
19.3 Commercial auto no-fault (personal injury protection)												
19.4 Other commercial auto liability												
21.1 Private passenger auto physical damage												
21.2 Commercial auto physical damage												
22. Aircraft (all perils)												
23. Fidelity												
24. Surety												
26. Burglary and theft												
27. Boiler and machinery												
28. Credit												
29. International												
30. Warranty												
34. Aggregate write-ins for other lines of business	0	0	0	0	0	0	0	0	0	0	0	0
35. TOTALS (a)	0	0	0	0	0	0	0	0	0	0	0	5,050
DETAILS OF WRITE-INS												
3401.												
3402.												
3403.												
3498. Summary of remaining write-ins for Line 34 from overflow page	0	0	0	0	0	0	0	0	0	0	0	0
3499. Totals (Lines 3401 thru 3403 plus 3498)(Line 34 above)	0	0	0	0	0	0	0	0	0	0	0	0

(a) Finance and service charges not included in Lines 1 to 35 \$
(b) For health business on indicated lines report: Number of persons insured under PPO managed care products and number of persons insured under indemnity only products



ANNUAL STATEMENT FOR THE YEAR 2020 OF THE Obsidian Insurance Company
EXHIBIT OF PREMIUMS AND LOSSES (Statutory Page 14)

NAIC Group Code 4982 BUSINESS IN THE STATE OF New Mexico DURING THE YEAR 2020 NAIC Company Code 35602

Line of Business	Gross Premiums, Including Policy and Membership Fees, Less Return Premiums and Premiums on Policies not Taken		3 Dividends Paid or Credited to Policyholders on Direct Business	4 Direct Unearned Premium Reserves	5 Direct Losses Paid (deducting salvage)	6 Direct Losses Incurred	7 Direct Losses Unpaid	8 Direct Defense and Cost Containment Expense Paid	9 Direct Defense and Cost Containment Expense Incurred	10 Direct Defense and Cost Containment Expense Unpaid	11 Commissions and Brokerage Expenses	12 Taxes, Licenses and Fees
	1 Direct Premiums Written	2 Direct Premiums Earned										
1. Fire												
2.1 Allied lines												
2.2 Multiple peril crop												
2.3 Federal flood												
2.4 Private crop												
2.5 Private flood												
3. Farmowners multiple peril												
4. Homeowners multiple peril												
5.1 Commercial multiple peril (non-liability portion)												
5.2 Commercial multiple peril (liability portion)												
6. Mortgage guaranty												
8. Ocean marine												
9. Inland marine												
10. Financial guaranty												
11. Medical professional liability	0	0		0	0	0	0	0	0	0	0	0
12. Earthquake												
13. Group accident and health (b)												
14. Credit accident and health (group and individual)												
15.1 Collectively renewable accident and health (b)												
15.2 Non-cancelable accident and health(b)												
15.3 Guaranteed renewable accident and health(b)												
15.4 Non-renewable for stated reasons only (b)												
15.5 Other accident only												
15.6 Medicare Title XVIII exempt from state taxes or fees												
15.7 All other accident and health (b)												
15.8 Federal employees health benefits plan premium (b)												
16. Workers' compensation												
17.1 Other Liability - occurrence	0	0		0	0	0	0	0	0	0	0	1,660
17.2 Other Liability - claims made												
17.3 Excess workers' compensation												
18. Products liability												
19.1 Private passenger auto no-fault (personal injury protection)												
19.2 Other private passenger auto liability												
19.3 Commercial auto no-fault (personal injury protection)												
19.4 Other commercial auto liability												
21.1 Private passenger auto physical damage												
21.2 Commercial auto physical damage												
22. Aircraft (all perils)												
23. Fidelity												
24. Surety												
26. Burglary and theft												
27. Boiler and machinery												
28. Credit												
29. International												
30. Warranty												
34. Aggregate write-ins for other lines of business	0	0	0	0	0	0	0	0	0	0	0	0
35. TOTALS (a)	0	0	0	0	0	0	0	0	0	0	0	1,660
DETAILS OF WRITE-INS												
3401.												
3402.												
3403.												
3498. Summary of remaining write-ins for Line 34 from overflow page	0	0	0	0	0	0	0	0	0	0	0	0
3499. Totals (Lines 3401 thru 3403 plus 3498)(Line 34 above)	0	0	0	0	0	0	0	0	0	0	0	0

(a) Finance and service charges not included in Lines 1 to 35 \$
(b) For health business on indicated lines report: Number of persons insured under PPO managed care products and number of persons insured under indemnity only products



ANNUAL STATEMENT FOR THE YEAR 2020 OF THE Obsidian Insurance Company
EXHIBIT OF PREMIUMS AND LOSSES (Statutory Page 14)

NAIC Group Code 4982 BUSINESS IN THE STATE OF New York DURING THE YEAR 2020 NAIC Company Code 35602

Line of Business	Gross Premiums, Including Policy and Membership Fees, Less Return Premiums and Premiums on Policies not Taken		3 Dividends Paid or Credited to Policyholders on Direct Business	4 Direct Unearned Premium Reserves	5 Direct Losses Paid (deducting salvage)	6 Direct Losses Incurred	7 Direct Losses Unpaid	8 Direct Defense and Cost Containment Expense Paid	9 Direct Defense and Cost Containment Expense Incurred	10 Direct Defense and Cost Containment Expense Unpaid	11 Commissions and Brokerage Expenses	12 Taxes, Licenses and Fees
	1 Direct Premiums Written	2 Direct Premiums Earned										
1. Fire												
2.1 Allied lines												
2.2 Multiple peril crop												
2.3 Federal flood												
2.4 Private crop												
2.5 Private flood												
3. Farmowners multiple peril												
4. Homeowners multiple peril												
5.1 Commercial multiple peril (non-liability portion)												
5.2 Commercial multiple peril (liability portion)												
6. Mortgage guaranty												
8. Ocean marine												
9. Inland marine												
10. Financial guaranty												
11. Medical professional liability												
12. Earthquake												
13. Group accident and health (b)												
14. Credit accident and health (group and individual)												
15.1 Collectively renewable accident and health (b)												
15.2 Non-cancelable accident and health(b)												
15.3 Guaranteed renewable accident and health(b)												
15.4 Non-renewable for stated reasons only (b)												
15.5 Other accident only												
15.6 Medicare Title XVIII exempt from state taxes or fees												
15.7 All other accident and health (b)												
15.8 Federal employees health benefits plan premium (b)												
16. Workers' compensation												
17.1 Other Liability - occurrence	0	0		0	0	0	0	0	0	0	0	0
17.2 Other Liability - claims made	201,586	551		201,035	0	247	247	0	108	108	46,869	4,553
17.3 Excess workers' compensation												
18. Products liability												
19.1 Private passenger auto no-fault (personal injury protection)												
19.2 Other private passenger auto liability												
19.3 Commercial auto no-fault (personal injury protection)												
19.4 Other commercial auto liability												
21.1 Private passenger auto physical damage												
21.2 Commercial auto physical damage												
22. Aircraft (all perils)												
23. Fidelity												
24. Surety												
26. Burglary and theft												
27. Boiler and machinery												
28. Credit												
29. International												
30. Warranty												
34. Aggregate write-ins for other lines of business	0	0	0	0	0	0	0	0	0	0	0	0
35. TOTALS (a)	201,586	551	0	201,035	0	247	247	0	108	108	46,869	4,553
DETAILS OF WRITE-INS												
3401.												
3402.												
3403.												
3498. Summary of remaining write-ins for Line 34 from overflow page	0	0	0	0	0	0	0	0	0	0	0	0
3499. Totals (Lines 3401 thru 3403 plus 3498)(Line 34 above)	0	0	0	0	0	0	0	0	0	0	0	0

(a) Finance and service charges not included in Lines 1 to 35 \$
(b) For health business on indicated lines report: Number of persons insured under PPO managed care products and number of persons insured under indemnity only products



ANNUAL STATEMENT FOR THE YEAR 2020 OF THE Obsidian Insurance Company
EXHIBIT OF PREMIUMS AND LOSSES (Statutory Page 14)

NAIC Group Code 4982 BUSINESS IN THE STATE OF North Dakota DURING THE YEAR 2020 NAIC Company Code 35602

Line of Business	Gross Premiums, Including Policy and Membership Fees, Less Return Premiums and Premiums on Policies not Taken		3 Dividends Paid or Credited to Policyholders on Direct Business	4 Direct Unearned Premium Reserves	5 Direct Losses Paid (deducting salvage)	6 Direct Losses Incurred	7 Direct Losses Unpaid	8 Direct Defense and Cost Containment Expense Paid	9 Direct Defense and Cost Containment Expense Incurred	10 Direct Defense and Cost Containment Expense Unpaid	11 Commissions and Brokerage Expenses	12 Taxes, Licenses and Fees
	1 Direct Premiums Written	2 Direct Premiums Earned										
1. Fire												
2.1 Allied lines												
2.2 Multiple peril crop												
2.3 Federal flood												
2.4 Private crop												
2.5 Private flood												
3. Farmowners multiple peril												
4. Homeowners multiple peril												
5.1 Commercial multiple peril (non-liability portion)												
5.2 Commercial multiple peril (liability portion)												
6. Mortgage guaranty												
8. Ocean marine												
9. Inland marine												
10. Financial guaranty												
11. Medical professional liability	0	0		0	0	0	0	0	0	0	0	0
12. Earthquake												
13. Group accident and health (b)												
14. Credit accident and health (group and individual)												
15.1 Collectively renewable accident and health (b)												
15.2 Non-cancelable accident and health(b)												
15.3 Guaranteed renewable accident and health(b)												
15.4 Non-renewable for stated reasons only (b)												
15.5 Other accident only												
15.6 Medicare Title XVIII exempt from state taxes or fees												
15.7 All other accident and health (b)												
15.8 Federal employees health benefits plan premium (b)												
16. Workers' compensation												
17.1 Other Liability - occurrence	0	0		0	0	0	0	0	0	0	0	1,719
17.2 Other Liability - claims made												
17.3 Excess workers' compensation												
18. Products liability												
19.1 Private passenger auto no-fault (personal injury protection)												
19.2 Other private passenger auto liability												
19.3 Commercial auto no-fault (personal injury protection)												
19.4 Other commercial auto liability												
21.1 Private passenger auto physical damage												
21.2 Commercial auto physical damage												
22. Aircraft (all perils)												
23. Fidelity												
24. Surety												
26. Burglary and theft												
27. Boiler and machinery												
28. Credit												
29. International												
30. Warranty												
34. Aggregate write-ins for other lines of business	0	0	0	0	0	0	0	0	0	0	0	0
35. TOTALS (a)	0	0	0	0	0	0	0	0	0	0	0	1,719
DETAILS OF WRITE-INS												
3401.												
3402.												
3403.												
3498. Summary of remaining write-ins for Line 34 from overflow page	0	0	0	0	0	0	0	0	0	0	0	0
3499. Totals (Lines 3401 thru 3403 plus 3498)(Line 34 above)	0	0	0	0	0	0	0	0	0	0	0	0

(a) Finance and service charges not included in Lines 1 to 35 \$
(b) For health business on indicated lines report: Number of persons insured under PPO managed care products and number of persons insured under indemnity only products



ANNUAL STATEMENT FOR THE YEAR 2020 OF THE Obsidian Insurance Company
EXHIBIT OF PREMIUMS AND LOSSES (Statutory Page 14)

NAIC Group Code 4982 BUSINESS IN THE STATE OF Ohio DURING THE YEAR 2020 NAIC Company Code 35602

Line of Business	Gross Premiums, Including Policy and Membership Fees, Less Return Premiums and Premiums on Policies not Taken		3 Dividends Paid or Credited to Policyholders on Direct Business	4 Direct Unearned Premium Reserves	5 Direct Losses Paid (deducting salvage)	6 Direct Losses Incurred	7 Direct Losses Unpaid	8 Direct Defense and Cost Containment Expense Paid	9 Direct Defense and Cost Containment Expense Incurred	10 Direct Defense and Cost Containment Expense Unpaid	11 Commissions and Brokerage Expenses	12 Taxes, Licenses and Fees
	1 Direct Premiums Written	2 Direct Premiums Earned										
1. Fire												
2.1 Allied lines												
2.2 Multiple peril crop												
2.3 Federal flood												
2.4 Private crop												
2.5 Private flood												
3. Farmowners multiple peril												
4. Homeowners multiple peril												
5.1 Commercial multiple peril (non-liability portion)												
5.2 Commercial multiple peril (liability portion)												
6. Mortgage guaranty												
8. Ocean marine												
9. Inland marine												
10. Financial guaranty												
11. Medical professional liability						(2,136)	15,245,738	228,530	(1,233,051)	(740,960)	.0	3,191
12. Earthquake												
13. Group accident and health (b)												
14. Credit accident and health (group and individual)												
15.1 Collectively renewable accident and health (b)												
15.2 Non-cancelable accident and health(b)												
15.3 Guaranteed renewable accident and health(b)												
15.4 Non-renewable for stated reasons only (b)												
15.5 Other accident only												
15.6 Medicare Title XVIII exempt from state taxes or fees												
15.7 All other accident and health (b)												
15.8 Federal employees health benefits plan premium (b)												
16. Workers' compensation												
17.1 Other Liability - occurrence												
17.2 Other Liability - claims made												
17.3 Excess workers' compensation												
18. Products liability												
19.1 Private passenger auto no-fault (personal injury protection)												
19.2 Other private passenger auto liability												
19.3 Commercial auto no-fault (personal injury protection)												
19.4 Other commercial auto liability												
21.1 Private passenger auto physical damage												
21.2 Commercial auto physical damage												
22. Aircraft (all perils)												
23. Fidelity												
24. Surety												
26. Burglary and theft												
27. Boiler and machinery												
28. Credit												
29. International												
30. Warranty												
34. Aggregate write-ins for other lines of business0	.0	.0	.0	.0	.0	.0	.0	.0	.0	.0	.0
35. TOTALS (a)	0	0	0	0	0	(2,136)	15,245,738	228,530	(1,233,051)	(740,960)	0	3,191
DETAILS OF WRITE-INS												
3401.												
3402.												
3403.												
3498. Summary of remaining write-ins for Line 34 from overflow page0	.0	.0	.0	.0	.0	.0	.0	.0	.0	.0	.0
3499. Totals (Lines 3401 thru 3403 plus 3498)(Line 34 above)	0	0	0	0	0	0	0	0	0	0	0	0

(a) Finance and service charges not included in Lines 1 to 35 \$
(b) For health business on indicated lines report: Number of persons insured under PPO managed care products and number of persons insured under indemnity only products



ANNUAL STATEMENT FOR THE YEAR 2020 OF THE Obsidian Insurance Company
EXHIBIT OF PREMIUMS AND LOSSES (Statutory Page 14)

NAIC Group Code 4982 BUSINESS IN THE STATE OF Oklahoma DURING THE YEAR 2020 NAIC Company Code 35602

Line of Business	Gross Premiums, Including Policy and Membership Fees, Less Return Premiums and Premiums on Policies not Taken		3 Dividends Paid or Credited to Policyholders on Direct Business	4 Direct Unearned Premium Reserves	5 Direct Losses Paid (deducting salvage)	6 Direct Losses Incurred	7 Direct Losses Unpaid	8 Direct Defense and Cost Containment Expense Paid	9 Direct Defense and Cost Containment Expense Incurred	10 Direct Defense and Cost Containment Expense Unpaid	11 Commissions and Brokerage Expenses	12 Taxes, Licenses and Fees
	1 Direct Premiums Written	2 Direct Premiums Earned										
1. Fire												
2.1 Allied lines												
2.2 Multiple peril crop												
2.3 Federal flood												
2.4 Private crop												
2.5 Private flood												
3. Farmowners multiple peril												
4. Homeowners multiple peril												
5.1 Commercial multiple peril (non-liability portion)												
5.2 Commercial multiple peril (liability portion)												
6. Mortgage guaranty												
8. Ocean marine												
9. Inland marine												
10. Financial guaranty												
11. Medical professional liability	0	0		0	0	0	0	0	0	0	0	1,580
12. Earthquake												
13. Group accident and health (b)												
14. Credit accident and health (group and individual)												
15.1 Collectively renewable accident and health (b)												
15.2 Non-cancelable accident and health(b)												
15.3 Guaranteed renewable accident and health(b)												
15.4 Non-renewable for stated reasons only (b)												
15.5 Other accident only												
15.6 Medicare Title XVIII exempt from state taxes or fees												
15.7 All other accident and health (b)												
15.8 Federal employees health benefits plan premium (b)												
16. Workers' compensation												
17.1 Other Liability - occurrence												
17.2 Other Liability - claims made												
17.3 Excess workers' compensation												
18. Products liability												
19.1 Private passenger auto no-fault (personal injury protection)												
19.2 Other private passenger auto liability												
19.3 Commercial auto no-fault (personal injury protection)												
19.4 Other commercial auto liability												
21.1 Private passenger auto physical damage												
21.2 Commercial auto physical damage												
22. Aircraft (all perils)												
23. Fidelity												
24. Surety												
26. Burglary and theft												
27. Boiler and machinery												
28. Credit												
29. International												
30. Warranty												
34. Aggregate write-ins for other lines of business	0	0	0	0	0	0	0	0	0	0	0	0
35. TOTALS (a)	0	0	0	0	0	0	0	0	0	0	0	1,580
DETAILS OF WRITE-INS												
3401.												
3402.												
3403.												
3498. Summary of remaining write-ins for Line 34 from overflow page	0	0	0	0	0	0	0	0	0	0	0	0
3499. Totals (Lines 3401 thru 3403 plus 3498)(Line 34 above)	0	0	0	0	0	0	0	0	0	0	0	0

(a) Finance and service charges not included in Lines 1 to 35 \$
(b) For health business on indicated lines report: Number of persons insured under PPO managed care products and number of persons insured under indemnity only products

19 OK



ANNUAL STATEMENT FOR THE YEAR 2020 OF THE Obsidian Insurance Company
EXHIBIT OF PREMIUMS AND LOSSES (Statutory Page 14)

NAIC Group Code 4982 BUSINESS IN THE STATE OF Oregon DURING THE YEAR 2020 NAIC Company Code 35602

Line of Business	Gross Premiums, Including Policy and Membership Fees, Less Return Premiums and Premiums on Policies not Taken		3 Dividends Paid or Credited to Policyholders on Direct Business	4 Direct Unearned Premium Reserves	5 Direct Losses Paid (deducting salvage)	6 Direct Losses Incurred	7 Direct Losses Unpaid	8 Direct Defense and Cost Containment Expense Paid	9 Direct Defense and Cost Containment Expense Incurred	10 Direct Defense and Cost Containment Expense Unpaid	11 Commissions and Brokerage Expenses	12 Taxes, Licenses and Fees
	1 Direct Premiums Written	2 Direct Premiums Earned										
1. Fire												
2.1 Allied lines												
2.2 Multiple peril crop												
2.3 Federal flood												
2.4 Private crop												
2.5 Private flood												
3. Farmowners multiple peril												
4. Homeowners multiple peril												
5.1 Commercial multiple peril (non-liability portion)												
5.2 Commercial multiple peril (liability portion)												
6. Mortgage guaranty												
8. Ocean marine												
9. Inland marine												
10. Financial guaranty												
11. Medical professional liability	0	0		0	0	0	0	0	0	0	0	1,510
12. Earthquake												
13. Group accident and health (b)												
14. Credit accident and health (group and individual)												
15.1 Collectively renewable accident and health (b)												
15.2 Non-cancelable accident and health(b)												
15.3 Guaranteed renewable accident and health(b)												
15.4 Non-renewable for stated reasons only (b)												
15.5 Other accident only												
15.6 Medicare Title XVIII exempt from state taxes or fees												
15.7 All other accident and health (b)												
15.8 Federal employees health benefits plan premium (b)												
16. Workers' compensation												
17.1 Other Liability - occurrence												
17.2 Other Liability - claims made												
17.3 Excess workers' compensation												
18. Products liability												
19.1 Private passenger auto no-fault (personal injury protection)												
19.2 Other private passenger auto liability												
19.3 Commercial auto no-fault (personal injury protection)												
19.4 Other commercial auto liability												
21.1 Private passenger auto physical damage												
21.2 Commercial auto physical damage												
22. Aircraft (all perils)												
23. Fidelity												
24. Surety												
26. Burglary and theft												
27. Boiler and machinery												
28. Credit												
29. International												
30. Warranty												
34. Aggregate write-ins for other lines of business	0	0	0	0	0	0	0	0	0	0	0	0
35. TOTALS (a)	0	0	0	0	0	0	0	0	0	0	0	1,510
DETAILS OF WRITE-INS												
3401.												
3402.												
3403.												
3498. Summary of remaining write-ins for Line 34 from overflow page	0	0	0	0	0	0	0	0	0	0	0	0
3499. Totals (Lines 3401 thru 3403 plus 3498)(Line 34 above)	0	0	0	0	0	0	0	0	0	0	0	0

(a) Finance and service charges not included in Lines 1 to 35 \$
(b) For health business on indicated lines report: Number of persons insured under PPO managed care products and number of persons insured under indemnity only products



ANNUAL STATEMENT FOR THE YEAR 2020 OF THE Obsidian Insurance Company
EXHIBIT OF PREMIUMS AND LOSSES (Statutory Page 14)

NAIC Group Code 4982 BUSINESS IN THE STATE OF Pennsylvania DURING THE YEAR 2020 NAIC Company Code 35602

Line of Business	Gross Premiums, Including Policy and Membership Fees, Less Return Premiums and Premiums on Policies not Taken		3 Dividends Paid or Credited to Policyholders on Direct Business	4 Direct Unearned Premium Reserves	5 Direct Losses Paid (deducting salvage)	6 Direct Losses Incurred	7 Direct Losses Unpaid	8 Direct Defense and Cost Containment Expense Paid	9 Direct Defense and Cost Containment Expense Incurred	10 Direct Defense and Cost Containment Expense Unpaid	11 Commissions and Brokerage Expenses	12 Taxes, Licenses and Fees
	1 Direct Premiums Written	2 Direct Premiums Earned										
1. Fire												
2.1 Allied lines												
2.2 Multiple peril crop												
2.3 Federal flood												
2.4 Private crop												
2.5 Private flood												
3. Farmowners multiple peril												
4. Homeowners multiple peril												
5.1 Commercial multiple peril (non-liability portion)												
5.2 Commercial multiple peril (liability portion)												
6. Mortgage guaranty												
8. Ocean marine												
9. Inland marine												
10. Financial guaranty												
11. Medical professional liability	0	0		0	0	0	0	0	0	0	0	1,070
12. Earthquake												
13. Group accident and health (b)												
14. Credit accident and health (group and individual)												
15.1 Collectively renewable accident and health (b)												
15.2 Non-cancelable accident and health(b)												
15.3 Guaranteed renewable accident and health(b)												
15.4 Non-renewable for stated reasons only (b)												
15.5 Other accident only												
15.6 Medicare Title XVIII exempt from state taxes or fees												
15.7 All other accident and health (b)												
15.8 Federal employees health benefits plan premium (b)												
16. Workers' compensation												
17.1 Other Liability - occurrence												
17.2 Other Liability - claims made												
17.3 Excess workers' compensation												
18. Products liability												
19.1 Private passenger auto no-fault (personal injury protection)												
19.2 Other private passenger auto liability												
19.3 Commercial auto no-fault (personal injury protection)												
19.4 Other commercial auto liability												
21.1 Private passenger auto physical damage												
21.2 Commercial auto physical damage												
22. Aircraft (all perils)												
23. Fidelity												
24. Surety												
26. Burglary and theft												
27. Boiler and machinery												
28. Credit												
29. International												
30. Warranty												
34. Aggregate write-ins for other lines of business	0	0	0	0	0	0	0	0	0	0	0	0
35. TOTALS (a)	0	0	0	0	0	0	0	0	0	0	0	1,070
DETAILS OF WRITE-INS												
3401.												
3402.												
3403.												
3498. Summary of remaining write-ins for Line 34 from overflow page	0	0	0	0	0	0	0	0	0	0	0	0
3499. Totals (Lines 3401 thru 3403 plus 3498)(Line 34 above)	0	0	0	0	0	0	0	0	0	0	0	0

(a) Finance and service charges not included in Lines 1 to 35 \$
(b) For health business on indicated lines report: Number of persons insured under PPO managed care products and number of persons insured under indemnity only products



ANNUAL STATEMENT FOR THE YEAR 2020 OF THE Obsidian Insurance Company
EXHIBIT OF PREMIUMS AND LOSSES (Statutory Page 14)

NAIC Group Code 4982 BUSINESS IN THE STATE OF South Dakota DURING THE YEAR 2020 NAIC Company Code 35602

Line of Business	Gross Premiums, Including Policy and Membership Fees, Less Return Premiums and Premiums on Policies not Taken		3 Dividends Paid or Credited to Policyholders on Direct Business	4 Direct Unearned Premium Reserves	5 Direct Losses Paid (deducting salvage)	6 Direct Losses Incurred	7 Direct Losses Unpaid	8 Direct Defense and Cost Containment Expense Paid	9 Direct Defense and Cost Containment Expense Incurred	10 Direct Defense and Cost Containment Expense Unpaid	11 Commissions and Brokerage Expenses	12 Taxes, Licenses and Fees
	1 Direct Premiums Written	2 Direct Premiums Earned										
1. Fire												
2.1 Allied lines												
2.2 Multiple peril crop												
2.3 Federal flood												
2.4 Private crop												
2.5 Private flood												
3. Farmowners multiple peril												
4. Homeowners multiple peril												
5.1 Commercial multiple peril (non-liability portion)												
5.2 Commercial multiple peril (liability portion)												
6. Mortgage guaranty												
8. Ocean marine												
9. Inland marine												
10. Financial guaranty												
11. Medical professional liability	0	0		0	0	0	0	0	0	0	0	2,093
12. Earthquake												
13. Group accident and health (b)												
14. Credit accident and health (group and individual)												
15.1 Collectively renewable accident and health (b)												
15.2 Non-cancelable accident and health(b)												
15.3 Guaranteed renewable accident and health(b)												
15.4 Non-renewable for stated reasons only (b)												
15.5 Other accident only												
15.6 Medicare Title XVIII exempt from state taxes or fees												
15.7 All other accident and health (b)												
15.8 Federal employees health benefits plan premium (b)												
16. Workers' compensation												
17.1 Other Liability - occurrence												
17.2 Other Liability - claims made												
17.3 Excess workers' compensation												
18. Products liability												
19.1 Private passenger auto no-fault (personal injury protection)												
19.2 Other private passenger auto liability												
19.3 Commercial auto no-fault (personal injury protection)												
19.4 Other commercial auto liability												
21.1 Private passenger auto physical damage												
21.2 Commercial auto physical damage												
22. Aircraft (all perils)												
23. Fidelity												
24. Surety												
26. Burglary and theft												
27. Boiler and machinery												
28. Credit												
29. International												
30. Warranty												
34. Aggregate write-ins for other lines of business	0	0	0	0	0	0	0	0	0	0	0	0
35. TOTALS (a)	0	0	0	0	0	0	0	0	0	0	0	2,093
DETAILS OF WRITE-INS												
3401.												
3402.												
3403.												
3498. Summary of remaining write-ins for Line 34 from overflow page	0	0	0	0	0	0	0	0	0	0	0	0
3499. Totals (Lines 3401 thru 3403 plus 3498)(Line 34 above)	0	0	0	0	0	0	0	0	0	0	0	0

(a) Finance and service charges not included in Lines 1 to 35 \$
(b) For health business on indicated lines report: Number of persons insured under PPO managed care products and number of persons insured under indemnity only products



ANNUAL STATEMENT FOR THE YEAR 2020 OF THE Obsidian Insurance Company
EXHIBIT OF PREMIUMS AND LOSSES (Statutory Page 14)

NAIC Group Code 4982 BUSINESS IN THE STATE OF Tennessee DURING THE YEAR 2020 NAIC Company Code 35602

Line of Business	Gross Premiums, Including Policy and Membership Fees, Less Return Premiums and Premiums on Policies not Taken		3 Dividends Paid or Credited to Policyholders on Direct Business	4 Direct Unearned Premium Reserves	5 Direct Losses Paid (deducting salvage)	6 Direct Losses Incurred	7 Direct Losses Unpaid	8 Direct Defense and Cost Containment Expense Paid	9 Direct Defense and Cost Containment Expense Incurred	10 Direct Defense and Cost Containment Expense Unpaid	11 Commissions and Brokerage Expenses	12 Taxes, Licenses and Fees
	1 Direct Premiums Written	2 Direct Premiums Earned										
1. Fire												
2.1 Allied lines												
2.2 Multiple peril crop												
2.3 Federal flood												
2.4 Private crop												
2.5 Private flood												
3. Farmowners multiple peril												
4. Homeowners multiple peril												
5.1 Commercial multiple peril (non-liability portion)												
5.2 Commercial multiple peril (liability portion)												
6. Mortgage guaranty												
8. Ocean marine												
9. Inland marine												
10. Financial guaranty												
11. Medical professional liability	0	0		0	0	0	0	0	0	0	0	903
12. Earthquake												
13. Group accident and health (b)												
14. Credit accident and health (group and individual)												
15.1 Collectively renewable accident and health (b)												
15.2 Non-cancelable accident and health(b)												
15.3 Guaranteed renewable accident and health(b)												
15.4 Non-renewable for stated reasons only (b)												
15.5 Other accident only												
15.6 Medicare Title XVIII exempt from state taxes or fees												
15.7 All other accident and health (b)												
15.8 Federal employees health benefits plan premium (b)												
16. Workers' compensation												
17.1 Other Liability - occurrence												
17.2 Other Liability - claims made												
17.3 Excess workers' compensation												
18. Products liability												
19.1 Private passenger auto no-fault (personal injury protection)												
19.2 Other private passenger auto liability												
19.3 Commercial auto no-fault (personal injury protection)												
19.4 Other commercial auto liability												
21.1 Private passenger auto physical damage												
21.2 Commercial auto physical damage												
22. Aircraft (all perils)												
23. Fidelity												
24. Surety												
26. Burglary and theft												
27. Boiler and machinery												
28. Credit												
29. International												
30. Warranty												
34. Aggregate write-ins for other lines of business	0	0	0	0	0	0	0	0	0	0	0	0
35. TOTALS (a)	0	0	0	0	0	0	0	0	0	0	0	903
DETAILS OF WRITE-INS												
3401.												
3402.												
3403.												
3498. Summary of remaining write-ins for Line 34 from overflow page	0	0	0	0	0	0	0	0	0	0	0	0
3499. Totals (Lines 3401 thru 3403 plus 3498)(Line 34 above)	0	0	0	0	0	0	0	0	0	0	0	0

(a) Finance and service charges not included in Lines 1 to 35 \$
(b) For health business on indicated lines report: Number of persons insured under PPO managed care products and number of persons insured under indemnity only products



ANNUAL STATEMENT FOR THE YEAR 2020 OF THE Obsidian Insurance Company
EXHIBIT OF PREMIUMS AND LOSSES (Statutory Page 14)

NAIC Group Code 4982 BUSINESS IN THE STATE OF Texas DURING THE YEAR 2020 NAIC Company Code 35602

Line of Business	Gross Premiums, Including Policy and Membership Fees, Less Return Premiums and Premiums on Policies not Taken		3 Dividends Paid or Credited to Policyholders on Direct Business	4 Direct Unearned Premium Reserves	5 Direct Losses Paid (deducting salvage)	6 Direct Losses Incurred	7 Direct Losses Unpaid	8 Direct Defense and Cost Containment Expense Paid	9 Direct Defense and Cost Containment Expense Incurred	10 Direct Defense and Cost Containment Expense Unpaid	11 Commissions and Brokerage Expenses	12 Taxes, Licenses and Fees
	1 Direct Premiums Written	2 Direct Premiums Earned										
1. Fire												
2.1 Allied lines												
2.2 Multiple peril crop												
2.3 Federal flood												
2.4 Private crop												
2.5 Private flood												
3. Farmowners multiple peril												
4. Homeowners multiple peril												
5.1 Commercial multiple peril (non-liability portion)												
5.2 Commercial multiple peril (liability portion)												
6. Mortgage guaranty												
8. Ocean marine												
9. Inland marine												
10. Financial guaranty												
11. Medical professional liability	0	0		0	0	0	0	0	0	0	0	830
12. Earthquake												
13. Group accident and health (b)												
14. Credit accident and health (group and individual)												
15.1 Collectively renewable accident and health (b)												
15.2 Non-cancelable accident and health(b)												
15.3 Guaranteed renewable accident and health(b)												
15.4 Non-renewable for stated reasons only (b)												
15.5 Other accident only												
15.6 Medicare Title XVIII exempt from state taxes or fees												
15.7 All other accident and health (b)												
15.8 Federal employees health benefits plan premium (b)												
16. Workers' compensation												
17.1 Other Liability - occurrence												
17.2 Other Liability - claims made												
17.3 Excess workers' compensation												
18. Products liability												
19.1 Private passenger auto no-fault (personal injury protection)												
19.2 Other private passenger auto liability												
19.3 Commercial auto no-fault (personal injury protection)												
19.4 Other commercial auto liability												
21.1 Private passenger auto physical damage												
21.2 Commercial auto physical damage												
22. Aircraft (all perils)												
23. Fidelity												
24. Surety												
26. Burglary and theft												
27. Boiler and machinery												
28. Credit												
29. International												
30. Warranty												
34. Aggregate write-ins for other lines of business	0	0	0	0	0	0	0	0	0	0	0	0
35. TOTALS (a)	0	0	0	0	0	0	0	0	0	0	0	830
DETAILS OF WRITE-INS												
3401.												
3402.												
3403.												
3498. Summary of remaining write-ins for Line 34 from overflow page	0	0	0	0	0	0	0	0	0	0	0	0
3499. Totals (Lines 3401 thru 3403 plus 3498)(Line 34 above)	0	0	0	0	0	0	0	0	0	0	0	0

(a) Finance and service charges not included in Lines 1 to 35 \$
(b) For health business on indicated lines report: Number of persons insured under PPO managed care products and number of persons insured under indemnity only products



ANNUAL STATEMENT FOR THE YEAR 2020 OF THE Obsidian Insurance Company
EXHIBIT OF PREMIUMS AND LOSSES (Statutory Page 14)

NAIC Group Code 4982 BUSINESS IN THE STATE OF Utah DURING THE YEAR 2020 NAIC Company Code 35602

Line of Business	Gross Premiums, Including Policy and Membership Fees, Less Return Premiums and Premiums on Policies not Taken		3 Dividends Paid or Credited to Policyholders on Direct Business	4 Direct Unearned Premium Reserves	5 Direct Losses Paid (deducting salvage)	6 Direct Losses Incurred	7 Direct Losses Unpaid	8 Direct Defense and Cost Containment Expense Paid	9 Direct Defense and Cost Containment Expense Incurred	10 Direct Defense and Cost Containment Expense Unpaid	11 Commissions and Brokerage Expenses	12 Taxes, Licenses and Fees
	1 Direct Premiums Written	2 Direct Premiums Earned										
1. Fire												
2.1 Allied lines												
2.2 Multiple peril crop												
2.3 Federal flood												
2.4 Private crop												
2.5 Private flood												
3. Farmowners multiple peril												
4. Homeowners multiple peril												
5.1 Commercial multiple peril (non-liability portion)												
5.2 Commercial multiple peril (liability portion)												
6. Mortgage guaranty												
8. Ocean marine												
9. Inland marine												
10. Financial guaranty												
11. Medical professional liability	0	0		0	0	0	0	0	0	0	0	860
12. Earthquake												
13. Group accident and health (b)												
14. Credit accident and health (group and individual)												
15.1 Collectively renewable accident and health (b)												
15.2 Non-cancelable accident and health(b)												
15.3 Guaranteed renewable accident and health(b)												
15.4 Non-renewable for stated reasons only (b)												
15.5 Other accident only												
15.6 Medicare Title XVIII exempt from state taxes or fees												
15.7 All other accident and health (b)												
15.8 Federal employees health benefits plan premium (b)												
16. Workers' compensation												
17.1 Other Liability - occurrence												
17.2 Other Liability - claims made												
17.3 Excess workers' compensation												
18. Products liability												
19.1 Private passenger auto no-fault (personal injury protection)												
19.2 Other private passenger auto liability												
19.3 Commercial auto no-fault (personal injury protection)												
19.4 Other commercial auto liability												
21.1 Private passenger auto physical damage												
21.2 Commercial auto physical damage												
22. Aircraft (all perils)												
23. Fidelity												
24. Surety												
26. Burglary and theft												
27. Boiler and machinery												
28. Credit												
29. International												
30. Warranty												
34. Aggregate write-ins for other lines of business	0	0	0	0	0	0	0	0	0	0	0	0
35. TOTALS (a)	0	0	0	0	0	0	0	0	0	0	0	860
DETAILS OF WRITE-INS												
3401.												
3402.												
3403.												
3498. Summary of remaining write-ins for Line 34 from overflow page	0	0	0	0	0	0	0	0	0	0	0	0
3499. Totals (Lines 3401 thru 3403 plus 3498)(Line 34 above)	0	0	0	0	0	0	0	0	0	0	0	0

(a) Finance and service charges not included in Lines 1 to 35 \$
(b) For health business on indicated lines report: Number of persons insured under PPO managed care products and number of persons insured under indemnity only products



ANNUAL STATEMENT FOR THE YEAR 2020 OF THE Obsidian Insurance Company
EXHIBIT OF PREMIUMS AND LOSSES (Statutory Page 14)

NAIC Group Code 4982 BUSINESS IN THE STATE OF Washington DURING THE YEAR 2020 NAIC Company Code 35602

Line of Business	Gross Premiums, Including Policy and Membership Fees, Less Return Premiums and Premiums on Policies not Taken		3 Dividends Paid or Credited to Policyholders on Direct Business	4 Direct Unearned Premium Reserves	5 Direct Losses Paid (deducting salvage)	6 Direct Losses Incurred	7 Direct Losses Unpaid	8 Direct Defense and Cost Containment Expense Paid	9 Direct Defense and Cost Containment Expense Incurred	10 Direct Defense and Cost Containment Expense Unpaid	11 Commissions and Brokerage Expenses	12 Taxes, Licenses and Fees
	1 Direct Premiums Written	2 Direct Premiums Earned										
1. Fire												
2.1 Allied lines												
2.2 Multiple peril crop												
2.3 Federal flood												
2.4 Private crop												
2.5 Private flood												
3. Farmowners multiple peril												
4. Homeowners multiple peril												
5.1 Commercial multiple peril (non-liability portion)												
5.2 Commercial multiple peril (liability portion)												
6. Mortgage guaranty												
8. Ocean marine												
9. Inland marine												
10. Financial guaranty												
11. Medical professional liability	0	0		0	0	0	0	0	0	0	0	1,710
12. Earthquake												
13. Group accident and health (b)												
14. Credit accident and health (group and individual)												
15.1 Collectively renewable accident and health (b)												
15.2 Non-cancelable accident and health(b)												
15.3 Guaranteed renewable accident and health(b)												
15.4 Non-renewable for stated reasons only (b)												
15.5 Other accident only												
15.6 Medicare Title XVIII exempt from state taxes or fees												
15.7 All other accident and health (b)												
15.8 Federal employees health benefits plan premium (b)												
16. Workers' compensation												
17.1 Other Liability - occurrence												
17.2 Other Liability - claims made												
17.3 Excess workers' compensation												
18. Products liability												
19.1 Private passenger auto no-fault (personal injury protection)												
19.2 Other private passenger auto liability												
19.3 Commercial auto no-fault (personal injury protection)												
19.4 Other commercial auto liability												
21.1 Private passenger auto physical damage												
21.2 Commercial auto physical damage												
22. Aircraft (all perils)												
23. Fidelity												
24. Surety												
26. Burglary and theft												
27. Boiler and machinery												
28. Credit												
29. International												
30. Warranty												
34. Aggregate write-ins for other lines of business	0	0	0	0	0	0	0	0	0	0	0	0
35. TOTALS (a)	0	0	0	0	0	0	0	0	0	0	0	1,710
DETAILS OF WRITE-INS												
3401.												
3402.												
3403.												
3498. Summary of remaining write-ins for Line 34 from overflow page	0	0	0	0	0	0	0	0	0	0	0	0
3499. Totals (Lines 3401 thru 3403 plus 3498)(Line 34 above)	0	0	0	0	0	0	0	0	0	0	0	0

(a) Finance and service charges not included in Lines 1 to 35 \$
(b) For health business on indicated lines report: Number of persons insured under PPO managed care products and number of persons insured under indemnity only products



ANNUAL STATEMENT FOR THE YEAR 2020 OF THE Obsidian Insurance Company
EXHIBIT OF PREMIUMS AND LOSSES (Statutory Page 14)

NAIC Group Code 4982 BUSINESS IN THE STATE OF West Virginia DURING THE YEAR 2020 NAIC Company Code 35602

Line of Business	Gross Premiums, Including Policy and Membership Fees, Less Return Premiums and Premiums on Policies not Taken		3 Dividends Paid or Credited to Policyholders on Direct Business	4 Direct Unearned Premium Reserves	5 Direct Losses Paid (deducting salvage)	6 Direct Losses Incurred	7 Direct Losses Unpaid	8 Direct Defense and Cost Containment Expense Paid	9 Direct Defense and Cost Containment Expense Incurred	10 Direct Defense and Cost Containment Expense Unpaid	11 Commissions and Brokerage Expenses	12 Taxes, Licenses and Fees
	1 Direct Premiums Written	2 Direct Premiums Earned										
1. Fire												
2.1 Allied lines												
2.2 Multiple peril crop												
2.3 Federal flood												
2.4 Private crop												
2.5 Private flood												
3. Farmowners multiple peril												
4. Homeowners multiple peril												
5.1 Commercial multiple peril (non-liability portion)												
5.2 Commercial multiple peril (liability portion)												
6. Mortgage guaranty												
8. Ocean marine												
9. Inland marine												
10. Financial guaranty												
11. Medical professional liability	0	0		0	0	0	0	0	0	0	0	2,328
12. Earthquake												
13. Group accident and health (b)												
14. Credit accident and health (group and individual)												
15.1 Collectively renewable accident and health (b)												
15.2 Non-cancelable accident and health(b)												
15.3 Guaranteed renewable accident and health(b)												
15.4 Non-renewable for stated reasons only (b)												
15.5 Other accident only												
15.6 Medicare Title XVIII exempt from state taxes or fees												
15.7 All other accident and health (b)												
15.8 Federal employees health benefits plan premium (b)												
16. Workers' compensation												
17.1 Other Liability - occurrence												
17.2 Other Liability - claims made												
17.3 Excess workers' compensation												
18. Products liability												
19.1 Private passenger auto no-fault (personal injury protection)												
19.2 Other private passenger auto liability												
19.3 Commercial auto no-fault (personal injury protection)												
19.4 Other commercial auto liability												
21.1 Private passenger auto physical damage												
21.2 Commercial auto physical damage												
22. Aircraft (all perils)												
23. Fidelity												
24. Surety												
26. Burglary and theft												
27. Boiler and machinery												
28. Credit												
29. International												
30. Warranty												
34. Aggregate write-ins for other lines of business	0	0	0	0	0	0	0	0	0	0	0	0
35. TOTALS (a)	0	0	0	0	0	0	0	0	0	0	0	2,328
DETAILS OF WRITE-INS												
3401.												
3402.												
3403.												
3498. Summary of remaining write-ins for Line 34 from overflow page	0	0	0	0	0	0	0	0	0	0	0	0
3499. Totals (Lines 3401 thru 3403 plus 3498)(Line 34 above)	0	0	0	0	0	0	0	0	0	0	0	0

(a) Finance and service charges not included in Lines 1 to 35 \$
(b) For health business on indicated lines report: Number of persons insured under PPO managed care products and number of persons insured under indemnity only products



ANNUAL STATEMENT FOR THE YEAR 2020 OF THE Obsidian Insurance Company
EXHIBIT OF PREMIUMS AND LOSSES (Statutory Page 14)

NAIC Group Code 4982 BUSINESS IN THE STATE OF Wisconsin DURING THE YEAR 2020 NAIC Company Code 35602

Line of Business	Gross Premiums, Including Policy and Membership Fees, Less Return Premiums and Premiums on Policies not Taken		3 Dividends Paid or Credited to Policyholders on Direct Business	4 Direct Unearned Premium Reserves	5 Direct Losses Paid (deducting salvage)	6 Direct Losses Incurred	7 Direct Losses Unpaid	8 Direct Defense and Cost Containment Expense Paid	9 Direct Defense and Cost Containment Expense Incurred	10 Direct Defense and Cost Containment Expense Unpaid	11 Commissions and Brokerage Expenses	12 Taxes, Licenses and Fees
	1 Direct Premiums Written	2 Direct Premiums Earned										
1. Fire												
2.1 Allied lines												
2.2 Multiple peril crop												
2.3 Federal flood												
2.4 Private crop												
2.5 Private flood												
3. Farmowners multiple peril												
4. Homeowners multiple peril												
5.1 Commercial multiple peril (non-liability portion)												
5.2 Commercial multiple peril (liability portion)												
6. Mortgage guaranty												
8. Ocean marine												
9. Inland marine												
10. Financial guaranty												
11. Medical professional liability	0	0		0	0	0	0	0	0	0	0	1,175
12. Earthquake												
13. Group accident and health (b)												
14. Credit accident and health (group and individual)												
15.1 Collectively renewable accident and health (b)												
15.2 Non-cancelable accident and health(b)												
15.3 Guaranteed renewable accident and health(b)												
15.4 Non-renewable for stated reasons only (b)												
15.5 Other accident only												
15.6 Medicare Title XVIII exempt from state taxes or fees												
15.7 All other accident and health (b)												
15.8 Federal employees health benefits plan premium (b)												
16. Workers' compensation												
17.1 Other Liability - occurrence												
17.2 Other Liability - claims made												
17.3 Excess workers' compensation												
18. Products liability												
19.1 Private passenger auto no-fault (personal injury protection)												
19.2 Other private passenger auto liability												
19.3 Commercial auto no-fault (personal injury protection)												
19.4 Other commercial auto liability												
21.1 Private passenger auto physical damage												
21.2 Commercial auto physical damage												
22. Aircraft (all perils)												
23. Fidelity												
24. Surety												
26. Burglary and theft												
27. Boiler and machinery												
28. Credit												
29. International												
30. Warranty												
34. Aggregate write-ins for other lines of business	0	0	0	0	0	0	0	0	0	0	0	0
35. TOTALS (a)	0	0	0	0	0	0	0	0	0	0	0	1,175
DETAILS OF WRITE-INS												
3401.												
3402.												
3403.												
3498. Summary of remaining write-ins for Line 34 from overflow page	0	0	0	0	0	0	0	0	0	0	0	0
3499. Totals (Lines 3401 thru 3403 plus 3498)(Line 34 above)	0	0	0	0	0	0	0	0	0	0	0	0

(a) Finance and service charges not included in Lines 1 to 35 \$
(b) For health business on indicated lines report: Number of persons insured under PPO managed care products and number of persons insured under indemnity only products



ANNUAL STATEMENT FOR THE YEAR 2020 OF THE Obsidian Insurance Company
EXHIBIT OF PREMIUMS AND LOSSES (Statutory Page 14)

NAIC Group Code 4982 BUSINESS IN THE STATE OF Wyoming DURING THE YEAR 2020 NAIC Company Code 35602

Line of Business	Gross Premiums, Including Policy and Membership Fees, Less Return Premiums and Premiums on Policies not Taken		3 Dividends Paid or Credited to Policyholders on Direct Business	4 Direct Unearned Premium Reserves	5 Direct Losses Paid (deducting salvage)	6 Direct Losses Incurred	7 Direct Losses Unpaid	8 Direct Defense and Cost Containment Expense Paid	9 Direct Defense and Cost Containment Expense Incurred	10 Direct Defense and Cost Containment Expense Unpaid	11 Commissions and Brokerage Expenses	12 Taxes, Licenses and Fees
	1 Direct Premiums Written	2 Direct Premiums Earned										
1. Fire												
2.1 Allied lines												
2.2 Multiple peril crop												
2.3 Federal flood												
2.4 Private crop												
2.5 Private flood												
3. Farmowners multiple peril												
4. Homeowners multiple peril												
5.1 Commercial multiple peril (non-liability portion)												
5.2 Commercial multiple peril (liability portion)												
6. Mortgage guaranty												
8. Ocean marine												
9. Inland marine												
10. Financial guaranty												
11. Medical professional liability												
12. Earthquake												
13. Group accident and health (b)												
14. Credit accident and health (group and individual)												
15.1 Collectively renewable accident and health (b)												
15.2 Non-cancelable accident and health(b)												
15.3 Guaranteed renewable accident and health(b)												
15.4 Non-renewable for stated reasons only (b)												
15.5 Other accident only												
15.6 Medicare Title XVIII exempt from state taxes or fees												
15.7 All other accident and health (b)												
15.8 Federal employees health benefits plan premium (b)												
16. Workers' compensation												
17.1 Other Liability - occurrence	0	0		0	0	0	0	0	0	0	0	3,765
17.2 Other Liability - claims made												
17.3 Excess workers' compensation												
18. Products liability												
19.1 Private passenger auto no-fault (personal injury protection)												
19.2 Other private passenger auto liability												
19.3 Commercial auto no-fault (personal injury protection)												
19.4 Other commercial auto liability												
21.1 Private passenger auto physical damage												
21.2 Commercial auto physical damage												
22. Aircraft (all perils)												
23. Fidelity												
24. Surety												
26. Burglary and theft												
27. Boiler and machinery												
28. Credit												
29. International												
30. Warranty												
34. Aggregate write-ins for other lines of business	0	0	0	0	0	0	0	0	0	0	0	0
35. TOTALS (a)	0	0	0	0	0	0	0	0	0	0	0	3,765
DETAILS OF WRITE-INS												
3401.												
3402.												
3403.												
3498. Summary of remaining write-ins for Line 34 from overflow page	0	0	0	0	0	0	0	0	0	0	0	0
3499. Totals (Lines 3401 thru 3403 plus 3498)(Line 34 above)	0	0	0	0	0	0	0	0	0	0	0	0

(a) Finance and service charges not included in Lines 1 to 35 \$
(b) For health business on indicated lines report: Number of persons insured under PPO managed care products and number of persons insured under indemnity only products

19.WY



ANNUAL STATEMENT FOR THE YEAR 2020 OF THE Obsidian Insurance Company
EXHIBIT OF PREMIUMS AND LOSSES (Statutory Page 14)

NAIC Group Code 4982 BUSINESS IN THE STATE OF Grand Total DURING THE YEAR 2020 NAIC Company Code 35602

Line of Business	Gross Premiums, Including Policy and Membership Fees, Less Return Premiums and Premiums on Policies not Taken		3 Dividends Paid or Credited to Policyholders on Direct Business	4 Direct Unearned Premium Reserves	5 Direct Losses Paid (deducting salvage)	6 Direct Losses Incurred	7 Direct Losses Unpaid	8 Direct Defense and Cost Containment Expense Paid	9 Direct Defense and Cost Containment Expense Incurred	10 Direct Defense and Cost Containment Expense Unpaid	11 Commissions and Brokerage Expenses	12 Taxes, Licenses and Fees
	1 Direct Premiums Written	2 Direct Premiums Earned										
1. Fire0	.0	.0	.0	.0	.0	.0	.0	.0	.0	.0	.0
2.1 Allied lines0	.0	.0	.0	.0	.0	.0	.0	.0	.0	.0	.0
2.2 Multiple peril crop0	.0	.0	.0	.0	.0	.0	.0	.0	.0	.0	.0
2.3 Federal flood0	.0	.0	.0	.0	.0	.0	.0	.0	.0	.0	.0
2.4 Private crop0	.0	.0	.0	.0	.0	.0	.0	.0	.0	.0	.0
2.5 Private flood0	.0	.0	.0	.0	.0	.0	.0	.0	.0	.0	.0
3. Farmowners multiple peril0	.0	.0	.0	.0	.0	.0	.0	.0	.0	.0	.0
4. Homeowners multiple peril0	.0	.0	.0	.0	.0	.0	.0	.0	.0	.0	.0
5.1 Commercial multiple peril (non-liability portion)0	.0	.0	.0	.0	.0	.0	.0	.0	.0	.0	.0
5.2 Commercial multiple peril (liability portion)0	.0	.0	.0	.0	.0	.0	.0	.0	.0	.0	.0
6. Mortgage guaranty0	.0	.0	.0	.0	.0	.0	.0	.0	.0	.0	.0
8. Ocean marine0	.0	.0	.0	.0	.0	.0	.0	.0	.0	.0	.0
9. Inland marine0	.0	.0	.0	.0	.0	.0	.0	.0	.0	.0	.0
10. Financial guaranty0	.0	.0	.0	.0	.0	.0	.0	.0	.0	.0	.0
11. Medical professional liability0	.0	.0	.0	.0	.0	19,110,122	281,852	(2,180,982)	(812,157)	.0	42,570
12. Earthquake0	.0	.0	.0	.0	.0	.0	.0	.0	.0	.0	.0
13. Group accident and health (b)0	.0	.0	.0	.0	.0	.0	.0	.0	.0	.0	.0
14. Credit accident and health (group and individual)0	.0	.0	.0	.0	.0	.0	.0	.0	.0	.0	.0
15.1 Collectively renewable accident and health (b)0	.0	.0	.0	.0	.0	.0	.0	.0	.0	.0	.0
15.2 Non-cancelable accident and health(b)0	.0	.0	.0	.0	.0	.0	.0	.0	.0	.0	.0
15.3 Guaranteed renewable accident and health(b)0	.0	.0	.0	.0	.0	.0	.0	.0	.0	.0	.0
15.4 Non-renewable for stated reasons only (b)0	.0	.0	.0	.0	.0	.0	.0	.0	.0	.0	.0
15.5 Other accident only0	.0	.0	.0	.0	.0	.0	.0	.0	.0	.0	.0
15.6 Medicare Title XVIII exempt from state taxes or fees0	.0	.0	.0	.0	.0	.0	.0	.0	.0	.0	.0
15.7 All other accident and health (b)0	.0	.0	.0	.0	.0	.0	.0	.0	.0	.0	.0
15.8 Federal employees health benefits plan premium (b)0	.0	.0	.0	.0	.0	.0	.0	.0	.0	.0	.0
16. Workers' compensation0	.0	.0	.0	.0	.0	.0	.0	.0	.0	.0	.0
17.1 Other Liability - occurrence0	.0	.0	.0	.0	.0	.0	.0	.0	.0	.0	12,967
17.2 Other Liability - claims made	206,362	695	.0	205,667	.0	316	316	.0	125	125	48,135	4,649
17.3 Excess workers' compensation0	.0	.0	.0	.0	.0	.0	.0	.0	.0	.0	.0
18. Products liability0	.0	.0	.0	.0	.0	.0	.0	.0	.0	.0	.0
19.1 Private passenger auto no-fault (personal injury protection)0	.0	.0	.0	.0	.0	.0	.0	.0	.0	.0	.0
19.2 Other private passenger auto liability0	.0	.0	.0	.0	.0	.0	.0	.0	.0	.0	.0
19.3 Commercial auto no-fault (personal injury protection)0	.0	.0	.0	.0	.0	.0	.0	.0	.0	.0	.0
19.4 Other commercial auto liability0	.0	.0	.0	.0	.0	.0	.0	.0	.0	.0	.0
21.1 Private passenger auto physical damage0	.0	.0	.0	.0	.0	.0	.0	.0	.0	.0	.0
21.2 Commercial auto physical damage0	.0	.0	.0	.0	.0	.0	.0	.0	.0	.0	.0
22. Aircraft (all perils)0	.0	.0	.0	.0	.0	.0	.0	.0	.0	.0	.0
23. Fidelity0	.0	.0	.0	.0	.0	.0	.0	.0	.0	.0	.0
24. Surety0	.0	.0	.0	.0	.0	.0	.0	.0	.0	.0	.0
26. Burglary and theft0	.0	.0	.0	.0	.0	.0	.0	.0	.0	.0	.0
27. Boiler and machinery0	.0	.0	.0	.0	.0	.0	.0	.0	.0	.0	.0
28. Credit0	.0	.0	.0	.0	.0	.0	.0	.0	.0	.0	.0
29. International0	.0	.0	.0	.0	.0	.0	.0	.0	.0	.0	.0
30. Warranty0	.0	.0	.0	.0	.0	.0	.0	.0	.0	.0	.0
34. Aggregate write-ins for other lines of business0	.0	.0	.0	.0	.0	.0	.0	.0	.0	.0	.0
35. TOTALS (a)	206,362	695	0	205,667	0	316	19,110,438	281,852	(2,180,857)	(812,032)	48,135	60,186
DETAILS OF WRITE-INS												
3401.												
3402.												
3403.												
3498. Summary of remaining write-ins for Line 34 from overflow page0	.0	.0	.0	.0	.0	.0	.0	.0	.0	.0	.0
3499. Totals (Lines 3401 thru 3403 plus 3498)(Line 34 above)0	.0	.0	.0	.0	.0	.0	.0	.0	.0	.0	.0

(a) Finance and service charges not included in Lines 1 to 35 \$0
(b) For health business on indicated lines report: Number of persons insured under PPO managed care products0 and number of persons insured under indemnity only products0 .

ANNUAL STATEMENT FOR THE YEAR 2020 OF THE Obsidian Insurance Company

SCHEDULE F - PART 1

Assumed Reinsurance as of December 31, Current Year (\$000 Omitted)

[illegible]

SCHEDULE F - PART 2

1 ID Number	2 NAIC Com- pany Code	3 Name of Company	4 Date of Contract	5 Original Premium	6 Reinsurance Premium
<div> <div>NONE</div> </div>					

ANNUAL STATEMENT FOR THE YEAR 2020 OF THE Obsidian Insurance Company

SCHEDULE F - PART 3

Ceded Reinsurance as of December 31, Current Year (\$000 Omitted)

1 ID Number	2 NAIC Com- pany Code	3 Name of Reinsurer	4 Domiciliary Jurisdiction	5 Special Code	6 Reinsurance Premiums Ceded	Reinsurance Recoverable On									16 Amount in Dispute included in Column 15	Reinsurance Payable		19 Net Amount Recoverable From Reinsurers Cols. 15 - [17 + 18]	20 Funds Held by Company Under Reinsurance Treaties
						7 Paid Losses	8 Paid LAE	9 Known Case Loss Reserves	10 Known Case LAE Reserves	11 IBNR Loss Reserves	12 IBNR LAE Reserves	13 Unearned Premiums	14 Contingent Commis- sions	15 Columns 7 through 14 Totals		17 Ceded Balances Payable	18 Other Amounts Due to Reinsurers		
0499999. Total Authorized - Affiliates - U.S. Non-Pool						0	0	0	0	0	0	0	0	0	0	0	0	0	0
0799999. Total Authorized - Affiliates - Other (Non-U.S.)						0	0	0	0	0	0	0	0	0	0	0	0	0	0
0899999. Total Authorized - Affiliates						0	0	0	0	0	0	0	0	0	0	0	0	0	0
95-3014772	34495	DOCTORS CO, AN INTERINS EXCH	CA					5,905	(92)	(162)	(1,159)			4,492			4,492		
48-0921045	39845	WESTPORT INS CORP	MO							1,791				1,791			1,791		
14-1584861	34231	MEDICAL LIAB MUT INS CO	NY					1,601	(324)	(934)	414			757			757		
13-4924125	10227	MUNICH REINS AMER INC	DE		4			12,204	980	(1,295)	(310)	4	0	11,583	4		11,579		
13-2673100	22039	GENERAL REINSURANCE CORP	DE		56					0	1	55	0	56	55		1		
13-5616275	19453	TRANSATLANTIC REINS CO	NY		55					0	1	55	0	56	55		1		
0999999. Total Authorized - Other U.S. Unaffiliated Insurers						115	0	0	19,710	564	(600)	(1,053)	114	0	18,735	114	0	18,621	0
1499999. Total Authorized Excluding Protected Cells (Sum of 0899999, 0999999, 1099999, 1199999 and 1299999)						115	0	0	19,710	564	(600)	(1,053)	114	0	18,735	114	0	18,621	0
85-1663261	16871	Obsidian Specialty Insurance Company	DE		51			0		0	1	51	0	52	51	0	1		
1599999. Total Unauthorized - Affiliates - U.S. Intercompany Pooling						51	0	0	0	0	1	51	0	52	51	0	1	0	
1899999. Total Unauthorized - Affiliates - U.S. Non-Pool						0	0	0	0	0	0	0	0	0	0	0	0	0	
2199999. Total Unauthorized - Affiliates - Other (Non-U.S.)						0	0	0	0	0	0	0	0	0	0	0	0	0	
2299999. Total Unauthorized - Affiliates						51	0	0	0	0	1	51	0	52	51	0	1	0	
95-2379438	20338	PALOMAR SPECIALTY INS CO	OR		40					0	0	40	0	40	40	0	0		
2399999. Total Unauthorized - Other U.S. Unaffiliated Insurers						40	0	0	0	0	0	40	0	40	40	0	0	0	
2899999. Total Unauthorized Excluding Protected Cells (Sum of 2299999, 2399999, 2499999, 2599999 and 2699999)						91	0	0	0	0	1	91	0	92	91	0	1	0	
3299999. Total Certified - Affiliates - U.S. Non-Pool						0	0	0	0	0	0	0	0	0	0	0	0	0	
3599999. Total Certified - Affiliates - Other (Non-U.S.)						0	0	0	0	0	0	0	0	0	0	0	0	0	
3699999. Total Certified - Affiliates						0	0	0	0	0	0	0	0	0	0	0	0	0	
4299999. Total Certified Excluding Protected Cells (Sum of 3699999, 3799999, 3899999, 3999999 and 4099999)						0	0	0	0	0	0	0	0	0	0	0	0	0	
4699999. Total Reciprocal Jurisdiction - Affiliates - U.S. Non-Pool						0	0	0	0	0	0	0	0	0	0	0	0	0	
4999999. Total Reciprocal Jurisdiction - Affiliates - Other (Non-U.S.)						0	0	0	0	0	0	0	0	0	0	0	0	0	
5099999. Total Reciprocal Jurisdiction - Affiliates						0	0	0	0	0	0	0	0	0	0	0	0	0	
5699999. Total Reciprocal Jurisdiction Excluding Protected Cells (Sum of 5099999, 5199999, 5299999, 5399999 and 5499999)						0	0	0	0	0	0	0	0	0	0	0	0	0	
5799999. Total Authorized, Unauthorized, Reciprocal Jurisdiction and Certified Excluding Protected Cells (Sum of 1499999, 2899999, 4299999 and 5699999)						206	0	0	19,710	564	(600)	(1,052)	205	0	18,827	205	0	18,622	0
5899999. Total Protected Cells (Sum of 1399999, 2799999, 4199999 and 5599999)						0	0	0	0	0	0	0	0	0	0	0	0	0	
9999999 Totals						206	0	0	19,710	564	(600)	(1,052)	205	0	18,827	205	0	18,622	0

ANNUAL STATEMENT FOR THE YEAR 2020 OF THE Obsidian Insurance Company

SCHEDULE F - PART 3 (Continued)

Ceded Reinsurance as of December 31, Current Year (\$000 Omitted)
(Credit Risk)

ID Number From Col. 1	Name of Reinsurer From Col. 3	Collateral				25	26	27	Ceded Reinsurance Credit Risk								
		21	22	23	24				28	29	30	31	32	33	34	35	36
		Multiple Beneficiary Trusts	Letters of Credit	Issuing or Confirming Bank Reference Number	Single Beneficiary Trusts & Other Allowable Collateral	Total Funds Held, Payables & Collateral	Net Recoverable Net of Funds Held & Collateral	Applicable Sch. F Penalty (Col. 78)	Total Amount Recoverable from Reinsurers Less Penalty (Cols. 15-27)	Stressed Recoverable (Col. 28 * 120%)	Reinsurance Payable & Funds Held (Cols. 17+18+20; but not in excess of Col. 29)	Stressed Net Recoverable (Cols. 29-30)	Total Collateral (Cols. 21+22 + 24, not in Excess of Col. 31)	Stressed Net Recoverable Net of Collateral Offsets (Cols. 31-32)	Reinsurer Designation Equivalent	Credit Risk on Collateralized Recoverables (Col. 32 * Factor Applicable to Reinsurer Designation Equivalent in Col. 34)	Credit Risk on Un- collateralized Recoverables (Col. 33 * Factor Applicable to Reinsurer Designation Equivalent in Col. 34)
0499999. Total Authorized - Affiliates - U.S. Non-Pool		0	0	XXX	0	0	0	0	XXX	XXX	XXX	XXX	XXX	XXX	XXX	XXX	XXX
0799999. Total Authorized - Affiliates - Other (Non-U.S.)		0	0	XXX	0	0	0	0	0	0	0	0	0	0	XXX	0	0
0899999. Total Authorized - Affiliates		0	0	XXX	0	0	0	0	0	0	0	0	0	0	XXX	0	0
95-3014772 ... DOCTORS CO, AN INTERINS EXCH						0	4,492	0	4,492	5,390	0	5,390	0	5,390	2	0	221
48-0921045 ... WESTPORT INS CORP						0	1,791	0	1,791	2,149	0	2,149	0	2,149	3	0	103
14-1584861 ... MEDICAL LIAB MUT INS CO						0	757	0	757	908	0	908	0	908	6	0	127
13-4924125 ... MUNICH REINS AMER INC						4	11,579	0	11,583	13,900	4	13,896	0	13,896	2	0	570
13-2673100 ... GENERAL REINSURANCE CORP						55	1	0	56	67	55	12	0	12	1	0	0
13-5616275 ... TRANSATLANTIC REINS CO						55	1	0	56	67	55	12	0	12	2	0	1
0999999. Total Authorized - Other U.S. Unaffiliated Insurers		0	0	XXX	0	114	18,621	0	18,735	22,482	114	22,368	0	22,368	XXX	0	1,022
1499999. Total Authorized Excluding Protected Cells (Sum of 0899999, 0999999, 1099999, 1199999 and 1299999)		0	0	XXX	0	114	18,621	0	18,735	22,482	114	22,368	0	22,368	XXX	0	1,022
85-1663261 ... Obsidian Specialty Insurance Company						51	1	1	XXX	XXX	XXX	XXX	XXX	XXX	XXX	XXX	XXX
1599999. Total Unauthorized - Affiliates - U.S. Intercompany Pooling		0	0	XXX	0	51	1	1	XXX	XXX	XXX	XXX	XXX	XXX	XXX	XXX	XXX
1899999. Total Unauthorized - Affiliates - U.S. Non-Pool		0	0	XXX	0	0	0	0	XXX	XXX	XXX	XXX	XXX	XXX	XXX	XXX	XXX
2199999. Total Unauthorized - Affiliates - Other (Non-U.S.)		0	0	XXX	0	0	0	0	0	0	0	0	0	0	XXX	0	0
2299999. Total Unauthorized - Affiliates		0	0	XXX	0	51	1	1	0	0	0	0	0	0	XXX	0	0
95-2379438 ... PALOMAR SPECIALTY INS CO						40	0	0	40	48	40	8	0	8	4	0	0
2399999. Total Unauthorized - Other U.S. Unaffiliated Insurers		0	0	XXX	0	40	0	0	40	48	40	8	0	8	XXX	0	0
2899999. Total Unauthorized Excluding Protected Cells (Sum of 2299999, 2399999, 2499999, 2599999 and 2699999)		0	0	XXX	0	91	1	1	40	48	40	8	0	8	XXX	0	0
3299999. Total Certified - Affiliates - U.S. Non-Pool		0	0	XXX	0	0	0	0	XXX	XXX	XXX	XXX	XXX	XXX	XXX	XXX	XXX
3599999. Total Certified - Affiliates - Other (Non-U.S.)		0	0	XXX	0	0	0	0	0	0	0	0	0	0	XXX	0	0
3699999. Total Certified - Affiliates		0	0	XXX	0	0	0	0	0	0	0	0	0	0	XXX	0	0
4299999. Total Certified Excluding Protected Cells (Sum of 3699999, 3799999, 3899999, 3999999 and 4099999)		0	0	XXX	0	0	0	0	0	0	0	0	0	0	XXX	0	0
4699999. Total Reciprocal Jurisdiction - Affiliates - U.S. Non-Pool		0	0	XXX	0	0	0	0	XXX	XXX	XXX	XXX	XXX	XXX	XXX	XXX	XXX
4999999. Total Reciprocal Jurisdiction - Affiliates - Other (Non-U.S.)		0	0	XXX	0	0	0	0	0	0	0	0	0	0	XXX	0	0
5099999. Total Reciprocal Jurisdiction - Affiliates		0	0	XXX	0	0	0	0	0	0	0	0	0	0	XXX	0	0
5699999. Total Reciprocal Jurisdiction Excluding Protected Cells (Sum of 5099999, 5199999, 5299999, 5399999 and 5499999)		0	0	XXX	0	0	0	0	0	0	0	0	0	0	XXX	0	0
5799999. Total Authorized, Unauthorized, Reciprocal Jurisdiction and Certified Excluding Protected Cells (Sum of 1499999, 2899999, 4299999 and 5699999)		0	0	XXX	0	205	18,622	1	18,775	22,530	154	22,376	0	22,376	XXX	0	1,022
5899999. Total Protected Cells (Sum of 1399999, 2799999, 4199999 and 5599999)		0	0	XXX	0	0	0	0	XXX	XXX	XXX	XXX	XXX	XXX	XXX	XXX	XXX
9999999 Totals		0	0	XXX	0	205	18,622	1	18,775	22,530	154	22,376	0	22,376	XXX	0	1,022

ANNUAL STATEMENT FOR THE YEAR 2020 OF THE Obsidian Insurance Company

SCHEDULE F - PART 3 (Continued)

Ceded Reinsurance as of December 31, Current Year (\$000 Omitted)
(Aging of Ceded Reinsurance)

ID Number From Col. 1	Name of Reinsurer From Col. 3	Reinsurance Recoverable on Paid Losses and Paid Loss Adjustment Expenses							44 Total Recoverable on Paid Losses & LAE Amounts in Dispute Included in Col. 43	45 Recoverable on Paid Losses & LAE Over 90 Days Past Due Amounts Included in Cols. 40 & 41	46 Total Recoverable on Paid Losses & LAE Amounts Not in Dispute (Cols 43-44)	47 Recoverable on Paid Losses & LAE Over 90 Days Past Due Amounts Not in Dispute (Cols. 40 + 41 - 45)	48 Amounts Received Prior 90 Days	49 Percentage Overdue Col. 42/Col. 43	50 Percentage of Amounts More Than 90 Days Overdue Not in Dispute (Col. 47/[(Cols. 46+48)])	51 Percentage More Than 120 Days Overdue (Col. 41/ Col. 43)	52 Is the Amount in Col. 50 Less Than 20%? (Yes or No)	53 Amounts in Col. 47 for Reinsurers with Values Less Than 20% in Col. 50
		37 Current	Overdue					43 Total Due Cols. 37+42 (In total should equal Cols. 7+8)										
			38 1 - 29 Days	39 30 - 90 Days	40 91 - 120 Days	41 Over 120 Days	42 Total Overdue Cols. 38+39 +40+41											
0499999. Total Authorized - Affiliates - U.S. Non-Pool		0	0	0	0	0	0	0	0	0	0	0	0	0.0	0.0	0.0	XXX	0
0799999. Total Authorized - Affiliates - Other (Non-U.S.)		0	0	0	0	0	0	0	0	0	0	0	0	0.0	0.0	0.0	XXX	0
0899999. Total Authorized - Affiliates		0	0	0	0	0	0	0	0	0	0	0	0	0.0	0.0	0.0	XXX	0
95-3014772 ... DOCTORS CO, AN INTERINS EXCH0	.0			.0	.0		.0.0	.0.0	.0.0	YES	.0
48-0921045 ... WESTPORT INS CORP0	.0			.0	.0		.0.0	.0.0	.0.0	YES	.0
14-1584861 ... MEDICAL LIAB MUT INS CO0	.0			.0	.0		.0.0	.0.0	.0.0	YES	.0
13-4924125 ... MUNICH REINS AMER INC0	.0			.0	.0		.0.0	.0.0	.0.0	YES	.0
13-2673100 ... GENERAL REINSURANCE CORP0	.0			.0	.0		.0.0	.0.0	.0.0	YES	.0
13-5616275 ... TRANSATLANTIC REINS CO0	.0			.0	.0		.0.0	.0.0	.0.0	YES	.0
0999999. Total Authorized - Other U.S. Unaffiliated Insurers		0	0	0	0	0	0	0	0	0	0	0	0	0.0	0.0	0.0	XXX	0
1499999. Total Authorized Excluding Protected Cells (Sum of 0899999, 0999999, 1099999, 1199999 and 1299999)		0	0	0	0	0	0	0	0	0	0	0	0	0.0	0.0	0.0	XXX	0
85-1663261 ... Obsidian Specialty Insurance Company0	.0			.0	.0		.0.0	.0.0	.0.0	YES	.0
1599999. Total Unauthorized - Affiliates - U.S. Intercompany Pooling		0	0	0	0	0	0	0	0	0	0	0	0	0.0	0.0	0.0	XXX	0
1899999. Total Unauthorized - Affiliates - U.S. Non-Pool		0	0	0	0	0	0	0	0	0	0	0	0	0.0	0.0	0.0	XXX	0
2199999. Total Unauthorized - Affiliates - Other (Non-U.S.)		0	0	0	0	0	0	0	0	0	0	0	0	0.0	0.0	0.0	XXX	0
2299999. Total Unauthorized - Affiliates		0	0	0	0	0	0	0	0	0	0	0	0	0.0	0.0	0.0	XXX	0
95-2379438 ... PALOMAR SPECIALTY INS CO0	.0			.0	.0		.0.0	.0.0	.0.0	YES	.0
2399999. Total Unauthorized - Other U.S. Unaffiliated Insurers		0	0	0	0	0	0	0	0	0	0	0	0	0.0	0.0	0.0	XXX	0
2899999. Total Unauthorized Excluding Protected Cells (Sum of 2299999, 2399999, 2499999, 2599999 and 2699999)		0	0	0	0	0	0	0	0	0	0	0	0	0.0	0.0	0.0	XXX	0
3299999. Total Certified - Affiliates - U.S. Non-Pool		0	0	0	0	0	0	0	0	0	0	0	0	0.0	0.0	0.0	XXX	0
3599999. Total Certified - Affiliates - Other (Non-U.S.)		0	0	0	0	0	0	0	0	0	0	0	0	0.0	0.0	0.0	XXX	0
3699999. Total Certified - Affiliates		0	0	0	0	0	0	0	0	0	0	0	0	0.0	0.0	0.0	XXX	0
4299999. Total Certified Excluding Protected Cells (Sum of 3699999, 3799999, 3899999, 3999999 and 4099999)		0	0	0	0	0	0	0	0	0	0	0	0	0.0	0.0	0.0	XXX	0
4699999. Total Reciprocal Jurisdiction - Affiliates - U.S. Non-Pool		0	0	0	0	0	0	0	0	0	0	0	0	0.0	0.0	0.0	XXX	0
4999999. Total Reciprocal Jurisdiction - Affiliates - Other (Non-U.S.)		0	0	0	0	0	0	0	0	0	0	0	0	0.0	0.0	0.0	XXX	0
5099999. Total Reciprocal Jurisdiction - Affiliates		0	0	0	0	0	0	0	0	0	0	0	0	0.0	0.0	0.0	XXX	0
5699999. Total Reciprocal Jurisdiction Excluding Protected Cells (Sum of 5099999, 5199999, 5299999, 5399999 and 5499999)		0	0	0	0	0	0	0	0	0	0	0	0	0.0	0.0	0.0	XXX	0

ANNUAL STATEMENT FOR THE YEAR 2020 OF THE Obsidian Insurance Company

SCHEDULE F - PART 3 (Continued)

Ceded Reinsurance as of December 31, Current Year (\$000 Omitted)
(Aging of Ceded Reinsurance)

ID Number From Col. 1	Name of Reinsurer From Col. 3	Reinsurance Recoverable on Paid Losses and Paid Loss Adjustment Expenses						44	45	46	47	48	49	50	51	52	53	
		37	Overdue					43	Total Recoverable on Paid Losses & LAE Amounts in Dispute Included in Col. 43	Recoverable on Paid Losses & LAE Over 90 Days Past Due Amounts Included in Cols. 40 & 41	Total Recoverable on Paid Losses & LAE Amounts Not in Dispute (Cols 43-44)	Recoverable on Paid Losses & LAE Over 90 Days Past Due Amounts Not in Dispute (Cols. 40 + 41 - 45)	Amounts Received Prior 90 Days	Percentage Overdue Col. 42/Col. 43	Percentage of Amounts More Than 90 Days Overdue Not in Dispute (Col. 47/(Cols. 46+48))	Percentage More Than 120 Days Overdue (Col. 41/ Col. 43)	Is the Amount in Col. 50 Less Than 20%? (Yes or No)	Amounts in Col. 47 for Reinsurers with Values Less Than 20% in Col. 50
			38	39	40	41	42											
		Current	1 - 29 Days	30 - 90 Days	91 - 120 Days	Over 120 Days	Total Overdue Cols. 38+39 +40+41											
5799999. Total Authorized, Unauthorized, Reciprocal Jurisdiction and Certified Excluding Protected Cells (Sum of 1499999, 2899999, 4299999 and 5699999)																		
		0	0	0	0	0	0	0	0	0	0	0	0	0.0	0.0	0.0	XXX	0
5899999. Total Protected Cells (Sum of 1399999, 2799999, 4199999 and 5599999)																		
		0	0	0	0	0	0	0	0	0	0	0	0	0.0	0.0	0.0	XXX	0
9999999 Totals																		
		0	0	0	0	0	0	0	0	0	0	0	0	0.0	0.0	0.0	XXX	0

ANNUAL STATEMENT FOR THE YEAR 2020 OF THE Obsidian Insurance Company

SCHEDULE F - PART 3 (Continued)

Ceded Reinsurance as of December 31, Current Year (\$000 Omitted)
(Provision for Reinsurance for Certified Reinsurers)

ID Number From Col. 1	Name of Reinsurer From Col. 3	Provision for Certified Reinsurance															
		54 Certified Reinsurer Rating (1 through 6)	55 Effective Date of Certified Reinsurer Rating	56 Percent Collateral Required for Full Credit (0% through 100%)	57 Catastrophe Recoverables Qualifying for Collateral Deferral	58 Net Recoverables Subject to Collateral Requirements for Full Credit (Col. 19 - Col. 57)	59 Dollar Amount of Collateral Required (Col. 56 * Col. 58)	60 Percent of Collateral Provided for Net Recoverables Subject to Collateral Requirements ((Col. 20 + Col. 21 + Col. 22 + Col. 24) / Col. 58)	61 Percent Credit Allowed on Net Recoverables Subject to Collateral Requirements (Col. 60 / Col. 56, not to exceed 100%)	62 20% of Recoverable on Paid Losses & LAE Over 90 Days Past Due Amounts in Dispute (Col. 45 * 20%)	63 Amount of Credit Allowed for Net Recoverables (Col. 57 + [Col. 58 * Col. 61])	64 Provision for Reinsurance with Certified Reinsurers Due to Collateral Deficiency (Col. 19 - Col. 63)	65 20% of Recoverable on Paid Losses & LAE Over 90 Days Past Due Amounts Not in Dispute (Col. 47 * 20%)	Complete if Col. 52 = "No"; Otherwise Enter 0			69 Provision for Overdue Reinsurance Ceded to Certified Reinsurers (Greater of [Col. 62 + Col. 65] or Col.68; not to Exceed Col. 63)
														66 Total Collateral Provided (Col. 20 + Col. 21 + Col. 22 + Col. 24, not to Exceed Col. 63)	67 Net Unsecured Recoverable for Which Credit is Allowed (Col. 63 - Col. 66)	68 20% of Amount in Col. 67	
0499999. Total Authorized - Affiliates - U.S. Non-Pool				XXX	XXX	XXX	XXX	XXX	XXX	XXX	XXX	XXX	XXX	XXX	XXX	XXX	XXX
0799999. Total Authorized - Affiliates - Other (Non-U.S.)				XXX	XXX	XXX	XXX	XXX	XXX	XXX	XXX	XXX	XXX	XXX	XXX	XXX	XXX
0899999. Total Authorized - Affiliates				XXX	XXX	XXX	XXX	XXX	XXX	XXX	XXX	XXX	XXX	XXX	XXX	XXX	XXX
95-3014772	DOCTORS CO, AN INTERINS EXCH	XXX	XXX	XXX	XXX	XXX	XXX	XXX	XXX	XXX	XXX	XXX	XXX	XXX	XXX	XXX	XXX
48-0921045	WESTPORT INS CORP	XXX	XXX	XXX	XXX	XXX	XXX	XXX	XXX	XXX	XXX	XXX	XXX	XXX	XXX	XXX	XXX
14-1584861	MEDICAL LIAB MUT INS CO	XXX	XXX	XXX	XXX	XXX	XXX	XXX	XXX	XXX	XXX	XXX	XXX	XXX	XXX	XXX	XXX
13-4924125	MUNICH REINS AMER INC	XXX	XXX	XXX	XXX	XXX	XXX	XXX	XXX	XXX	XXX	XXX	XXX	XXX	XXX	XXX	XXX
13-2673100	GENERAL REINSURANCE CORP	XXX	XXX	XXX	XXX	XXX	XXX	XXX	XXX	XXX	XXX	XXX	XXX	XXX	XXX	XXX	XXX
13-5616275	TRANSATLANTIC REINS CO	XXX	XXX	XXX	XXX	XXX	XXX	XXX	XXX	XXX	XXX	XXX	XXX	XXX	XXX	XXX	XXX
0999999. Total Authorized - Other U.S. Unaffiliated Insurers				XXX	XXX	XXX	XXX	XXX	XXX	XXX	XXX	XXX	XXX	XXX	XXX	XXX	XXX
1499999. Total Authorized Excluding Protected Cells (Sum of 0899999, 0999999, 1099999, 1199999 and 1299999)				XXX	XXX	XXX	XXX	XXX	XXX	XXX	XXX	XXX	XXX	XXX	XXX	XXX	XXX
85-1663261	Obsidian Specialty Insurance Company	XXX	XXX	XXX	XXX	XXX	XXX	XXX	XXX	XXX	XXX	XXX	XXX	XXX	XXX	XXX	XXX
1599999. Total Unauthorized - Affiliates - U.S. Intercompany Pooling				XXX	XXX	XXX	XXX	XXX	XXX	XXX	XXX	XXX	XXX	XXX	XXX	XXX	XXX
1899999. Total Unauthorized - Affiliates - U.S. Non-Pool				XXX	XXX	XXX	XXX	XXX	XXX	XXX	XXX	XXX	XXX	XXX	XXX	XXX	XXX
2199999. Total Unauthorized - Affiliates - Other (Non-U.S.)				XXX	XXX	XXX	XXX	XXX	XXX	XXX	XXX	XXX	XXX	XXX	XXX	XXX	XXX
2299999. Total Unauthorized - Affiliates				XXX	XXX	XXX	XXX	XXX	XXX	XXX	XXX	XXX	XXX	XXX	XXX	XXX	XXX
95-2379438	PALOMAR SPECIALTY INS CO	XXX	XXX	XXX	XXX	XXX	XXX	XXX	XXX	XXX	XXX	XXX	XXX	XXX	XXX	XXX	XXX
2399999. Total Unauthorized - Other U.S. Unaffiliated Insurers				XXX	XXX	XXX	XXX	XXX	XXX	XXX	XXX	XXX	XXX	XXX	XXX	XXX	XXX
2899999. Total Unauthorized Excluding Protected Cells (Sum of 2299999, 2399999, 2499999, 2599999 and 2699999)				XXX	XXX	XXX	XXX	XXX	XXX	XXX	XXX	XXX	XXX	XXX	XXX	XXX	XXX
3299999. Total Certified - Affiliates - U.S. Non-Pool				XXX	0	0	0	XXX	XXX	0	0	0	0	0	0	0	0
3599999. Total Certified - Affiliates - Other (Non-U.S.)				XXX	0	0	0	XXX	XXX	0	0	0	0	0	0	0	0
3699999. Total Certified - Affiliates				XXX	0	0	0	XXX	XXX	0	0	0	0	0	0	0	0
4299999. Total Certified Excluding Protected Cells (Sum of 3699999, 3799999, 3899999, 3999999 and 4099999)				XXX	0	0	0	XXX	XXX	0	0	0	0	0	0	0	0
4699999. Total Reciprocal Jurisdiction - Affiliates - U.S. Non-Pool				XXX	XXX	XXX	XXX	XXX	XXX	XXX	XXX	XXX	XXX	XXX	XXX	XXX	XXX
4999999. Total Reciprocal Jurisdiction - Affiliates - Other (Non-U.S.)				XXX	XXX	XXX	XXX	XXX	XXX	XXX	XXX	XXX	XXX	XXX	XXX	XXX	XXX
5099999. Total Reciprocal Jurisdiction - Affiliates				XXX	XXX	XXX	XXX	XXX	XXX	XXX	XXX	XXX	XXX	XXX	XXX	XXX	XXX
5699999. Total Reciprocal Jurisdiction Excluding Protected Cells (Sum of 5099999, 5199999, 5299999, 5399999 and 5499999)				XXX	XXX	XXX	XXX	XXX	XXX	XXX	XXX	XXX	XXX	XXX	XXX	XXX	XXX
5799999. Total Authorized, Unauthorized, Reciprocal Jurisdiction and Certified Excluding Protected Cells (Sum of 1499999, 2899999, 4299999 and 5699999)				XXX	0	0	0	XXX	XXX	0	0	0	0	0	0	0	0
5899999. Total Protected Cells (Sum of 1399999, 2799999, 4199999 and 5599999)				XXX	0	0	0	XXX	XXX	0	0	0	0	0	0	0	0
9999999 Totals				XXX	0	0	0	XXX	XXX	0	0	0	0	0	0	0	0

ANNUAL STATEMENT FOR THE YEAR 2020 OF THE Obsidian Insurance Company

SCHEDULE F - PART 3 (Continued)

Ceded Reinsurance as of December 31, Current Year (\$000 Omitted)
(Total Provision for Reinsurance)

ID Number From Col. 1	Name of Reinsurer From Col. 3	70 20% of Recoverable on Paid Losses & LAE Over 90 Days past Due Amounts Not in Dispute (Col. 47 * 20%)	Provision for Unauthorized Reinsurance		Provision for Overdue Authorized and Reciprocal Jurisdiction Reinsurance		Total Provision for Reinsurance			
			71	72	73 Complete if Col. 52 = "Yes"; Otherwise Enter 0	74 Complete if Col. 52 = "No"; Otherwise Enter 0	75	76	77	78
			Provision for Reinsurance with Unauthorized Reinsurers Due to Collateral Deficiency (Col. 26)	Provision for Overdue Reinsurance from Unauthorized Reinsurers and Amounts in Dispute (Col. 70 + 20% of the Amount in Col. 16)	20% of Recoverable on Paid Losses & LAE Over 90 Days Past Due Amounts Not in Dispute + 20% of Amounts in Dispute ([Col. 47 * 20%] + [Col. 45 * 20%])	Greater of 20% of Net Recoverable Net of Funds Held & Collateral, or 20% of Recoverable on Paid Losses & LAE Over 90 Days Past Due (Greater of Col. 26 * 20% or Cols. [40 + 41] * 20%)	Provision for Amounts Ceded to Authorized and Reciprocal Jurisdiction Reinsurers (Cols. 73 + 74)	Provision for Amounts Ceded to Unauthorized Reinsurers (Cols. 71 + 72 Not in Excess of Col. 15)	Provision for Amounts Ceded to Certified Reinsurers (Cols. 64 + 69)	Total Provision for Reinsurance (Cols. 75 + 76 + 77)
0499999. Total Authorized - Affiliates - U.S. Non-Pool		0	XXX	XXX	0	0	0	XXX	XXX	0
0799999. Total Authorized - Affiliates - Other (Non-U.S.)		0	XXX	XXX	0	0	0	XXX	XXX	0
0899999. Total Authorized - Affiliates		0	XXX	XXX	0	0	0	XXX	XXX	0
95-3014772 ... DOCTORS CO, AN INTERINS EXCH		0	XXX	XXX	0	0	0	XXX	XXX	0
48-0921045 ... WESTPORT INS CORP		0	XXX	XXX	0	0	0	XXX	XXX	0
14-1584861 ... MEDICAL LIAB MUT INS CO		0	XXX	XXX	0	0	0	XXX	XXX	0
13-4924125 ... MUNICH REINS AMER INC		0	XXX	XXX	0	0	0	XXX	XXX	0
13-2673100 ... GENERAL REINSURANCE CORP		0	XXX	XXX	0	0	0	XXX	XXX	0
13-5616275 ... TRANSATLANTIC REINS CO		0	XXX	XXX	0	0	0	XXX	XXX	0
0999999. Total Authorized - Other U.S. Unaffiliated Insurers		0	XXX	XXX	0	0	0	XXX	XXX	0
1499999. Total Authorized Excluding Protected Cells (Sum of 0899999, 0999999, 1099999, 1199999 and 1299999)		0	XXX	XXX	0	0	0	XXX	XXX	0
85-1663261 ... Obsidian Specialty Insurance Company		0	1	0	XXX	XXX	XXX	1	XXX	1
1599999. Total Unauthorized - Affiliates - U.S. Intercompany Pooling		0	1	0	XXX	XXX	XXX	1	XXX	1
1899999. Total Unauthorized - Affiliates - U.S. Non-Pool		0	0	0	XXX	XXX	XXX	0	XXX	0
2199999. Total Unauthorized - Affiliates - Other (Non-U.S.)		0	0	0	XXX	XXX	XXX	0	XXX	0
2299999. Total Unauthorized - Affiliates		0	1	0	XXX	XXX	XXX	1	XXX	1
95-2379438 ... PALOMAR SPECIALTY INS CO		0	0	0	XXX	XXX	XXX	0	XXX	0
2399999. Total Unauthorized - Other U.S. Unaffiliated Insurers		0	0	0	XXX	XXX	XXX	0	XXX	0
2899999. Total Unauthorized Excluding Protected Cells (Sum of 2299999, 2399999, 2499999, 2599999 and 2699999)		0	1	0	XXX	XXX	XXX	1	XXX	1
3299999. Total Certified - Affiliates - U.S. Non-Pool		XXX	XXX	XXX	XXX	XXX	XXX	XXX	0	0
3599999. Total Certified - Affiliates - Other (Non-U.S.)		XXX	XXX	XXX	XXX	XXX	XXX	XXX	0	0
3699999. Total Certified - Affiliates		XXX	XXX	XXX	XXX	XXX	XXX	XXX	0	0
4299999. Total Certified Excluding Protected Cells (Sum of 3699999, 3799999, 3899999, 3999999 and 4099999)		XXX	XXX	XXX	XXX	XXX	XXX	XXX	0	0
4699999. Total Reciprocal Jurisdiction - Affiliates - U.S. Non-Pool		0	XXX	XXX	0	0	0	XXX	XXX	0
4999999. Total Reciprocal Jurisdiction - Affiliates - Other (Non-U.S.)		0	XXX	XXX	0	0	0	XXX	XXX	0
5099999. Total Reciprocal Jurisdiction - Affiliates		0	XXX	XXX	0	0	0	XXX	XXX	0
5699999. Total Reciprocal Jurisdiction Excluding Protected Cells (Sum of 5099999, 5199999, 5299999, 5399999 and 5499999)		0	XXX	XXX	0	0	0	XXX	XXX	0
5799999. Total Authorized, Unauthorized, Reciprocal Jurisdiction and Certified Excluding Protected Cells (Sum of 1499999, 2899999, 4299999 and 5699999)		0	1	0	0	0	0	1	0	1
5899999. Total Protected Cells (Sum of 1399999, 2799999, 4199999 and 5599999)		0	0	0	0	0	0	0	0	0
9999999 Totals		0	1	0	0	0	0	1	0	1

ANNUAL STATEMENT FOR THE YEAR 2020 OF THE Obsidian Insurance Company

SCHEDULE F - PART 4

Issuing or Confirming Banks for Letters of Credit from Schedule F, Part 3 (\$000 Omitted)

1 Issuing or Confirming Bank Reference Number Used in Col. 23 of Sch F Part 3	2 Letters of Credit Code	3 American Bankers Association (ABA) Routing Number	4 Issuing or Confirming Bank Name	5 Letters of Credit Amount
			NONE	
Total				

ANNUAL STATEMENT FOR THE YEAR 2020 OF THE Obsidian Insurance Company

SCHEDULE F - PART 5

Interrogatories for Schedule F, Part 3 (000 Omitted)

A. Report the five largest provisional commission rates included in the cedant's reinsurance treaties. The commission rate to be reported is by contract with ceded premium in excess of \$50,000:

	1	2	3
	Name of Reinsurer	Commission Rate	Ceded Premium
1.	General Reinsurance Corp	29.500	.55
2.	Transatlantic Reins Co	29.500	.55
3.		
4.		
5.		

B. Report the five largest reinsurance recoverables reported in Schedule F, Part 3, Column 15, due from any one reinsurer (based on the total recoverables, Schedule F, Part 3,Line 9999999, Column 15), the amount of ceded premium, and indicate whether the recoverables are due from an affiliated insurer.

	1	2	3	4
	Name of Reinsurer	Total Recoverables	Ceded Premiums	Affiliated
6.	Munich Reins America Inc.	11,579	.4	Yes [] No [X]
7.	Doctors Co an Interinsurance Exch	4,171	.0	Yes [] No [X]
8.	Westport Insurance Corp	1,791	.0	Yes [] No [X]
9.	Medical Liab Mut Ins Co764	.0	Yes [] No [X]
10.	Obsidian Specialty Insurance Company1	.51	Yes [X] No []

NOTE: Disclosure of the five largest provisional commission rates should exclude mandatory pools and joint underwriting associations.

SCHEDULE F - PART 6

Restatement of Balance Sheet to Identify Net Credit for Reinsurance

	1 As Reported (Net of Ceded)	2 Restatement Adjustments	3 Restated (Gross of Ceded)
ASSETS (Page 2, Col. 3)			
1. Cash and invested assets (Line 12)	29,521,209		29,521,209
2. Premiums and considerations (Line 15)	963,211		963,211
3. Reinsurance recoverable on loss and loss adjustment expense payments (Line 16.1)	0		0
4. Funds held by or deposited with reinsured companies (Line 16.2)	0		0
5. Other assets	(32,439)		(32,439)
6. Net amount recoverable from reinsurers		18,827,000	18,827,000
7. Protected cell assets (Line 27)	0		0
8. Totals (Line 28)	30,451,981	18,827,000	49,278,981
LIABILITIES (Page 3)			
9. Losses and loss adjustment expenses (Lines 1 through 3)	382,088	18,622,000	19,004,088
10. Taxes, expenses, and other obligations (Lines 4 through 8)	392,496		392,496
11. Unearned premiums (Line 9)	66,947	205,000	271,947
12. Advance premiums (Line 10)			0
13. Dividends declared and unpaid (Line 11.1 and 11.2)	0		0
14. Ceded reinsurance premiums payable (net of ceding commissions (Line 12)	205,000		205,000
15. Funds held by company under reinsurance treaties (Line 13)	0		0
16. Amounts withheld or retained by company for account of others (Line 14)			0
17. Provision for reinsurance (Line 16)	1,000		1,000
18. Other liabilities	1,701,656		1,701,656
19. Total liabilities excluding protected cell business (Line 26)	2,749,187	18,827,000	21,576,187
20. Protected cell liabilities (Line 27)			0
21. Surplus as regards policyholders (Line 37)	27,702,794	XXX	27,702,794
22. Totals (Line 38)	30,451,981	18,827,000	49,278,981

NOTE: Is the restatement of this exhibit the result of grossing up balances ceded to affiliates under 100 percent reinsurance or pooling arrangements? Yes [] No [X]

If yes, give full explanation:

Schedule H - Part 1 - Analysis of Underwriting Operations

N O N E

Schedule H - Part 2 - Reserves and Liabilities

N O N E

Schedule H - Part 3 - Test of Prior Year's Claim Reserves and Liabilities

N O N E

Schedule H - Part 4 - Reinsurance

N O N E

Schedule H - Part 5 - Health Claims

N O N E

Schedule P - Part 1A - Homeowners/Farmowners

N O N E

Schedule P - Part 1B - Private Passenger Auto Liability/Medical

N O N E

Schedule P - Part 1C - Commercial Auto/Truck Liability/Medical

N O N E

Schedule P - Part 1D - Workers' Compensation (Excluding Excess Workers' Compensation)

N O N E

Schedule P - Part 1E - Commercial Multiple Peril

N O N E

ANNUAL STATEMENT FOR THE YEAR 2020 OF THE Obsidian Insurance Company

SCHEDULE P - PART 1F - SECTION 1 - MEDICAL PROFESSIONAL LIABILITY - OCCURRENCE

(\$000 OMITTED)

Years in Which Premiums Were Earned and Losses Were Incurred	Premiums Earned			Loss and Loss Expense Payments								12
	1 Direct and Assumed	2 Ceded	3 Net (1 - 2)	Loss Payments		Defense and Cost Containment Payments		Adjusting and Other Payments		10 Salvage and Subrogation Received	11 Total Net Paid Cols (4 - 5 + 6 - 7 + 8 - 9)	Number of Claims Reported Direct and Assumed
				4 Direct and Assumed	5 Ceded	6 Direct and Assumed	7 Ceded	8 Direct and Assumed	9 Ceded			
1. Prior.....	XXX	XXX	XXX	0	0	149	149	0	0	0	0	XXX
2. 2011.....	538	499	39	6	(1,207)	44	(769)	9	0	0	2,035	7
3. 2012.....	86	78	8	2	(4)	0	1	0	0	0	5	2
4. 2013.....	0	0	0	0	0	0	0	0	0	0	0	0
5. 2014.....	0	0	0	0	0	0	0	0	0	0	0	0
6. 2015.....	0	0	0	0	0	0	0	0	0	0	0	0
7. 2016.....	0	0	0	0	0	0	0	0	0	0	0	0
8. 2017.....	0	0	0	0	0	0	0	0	0	0	0	0
9. 2018.....	0	0	0	0	0	0	0	0	0	0	0	0
10. 2019.....	0	0	0	0	0	0	0	0	0	0	0	0
11. 2020.....	0	0	0	0	0	0	0	0	0	0	0	0
12. Totals	XXX	XXX	XXX	8	(1,211)	193	(619)	9	0	0	2,040	XXX

	Losses Unpaid				Defense and Cost Containment Unpaid				Adjusting and Other Unpaid		23	24	25
	Case Basis		Bulk + IBNR		Case Basis		Bulk + IBNR						
	13	14	15	16	17	18	19	20	21	22			
	Direct and Assumed	Ceded	Direct and Assumed	Ceded	Direct and Assumed	Ceded	Direct and Assumed	Ceded	Direct and Assumed	Ceded			
1. Prior.....	7,160	7,160	(5,764)	(5,764)	337	337	(1,693)	(1,693)	603	603	0	0	0
2. 2011.....	0	0	1,202	1,202	0	0	791	791	0	0	0	0	0
3. 2012.....	0	0	52	52	0	0	28	28	0	0	0	0	0
4. 2013.....	0	0	0	0	0	0	0	0	0	0	0	0	0
5. 2014.....	0	0	0	0	0	0	0	0	0	0	0	0	0
6. 2015.....	0	0	0	0	0	0	0	0	0	0	0	0	0
7. 2016.....	0	0	0	0	0	0	0	0	0	0	0	0	0
8. 2017.....	0	0	0	0	0	0	0	0	0	0	0	0	0
9. 2018.....	0	0	0	0	0	0	0	0	0	0	0	0	0
10. 2019.....	0	0	0	0	0	0	0	0	0	0	0	0	0
11. 2020.....	0	0	0	0	0	0	0	0	0	0	0	0	0
12. Totals	7,160	7,160	(4,510)	(4,510)	337	337	(874)	(874)	603	603	0	0	0

	Total Losses and Loss Expenses Incurred			Loss and Loss Expense Percentage (Incurred /Premiums Earned)			Nontabular Discount		34	Net Balance Sheet Reserves After Discount	
	26	27	28	29	30	31	32	33	Inter- Company Pooling Participation Percentage	35	36
	Direct and Assumed	Ceded	Net	Direct and Assumed	Ceded	Net	Loss	Loss Expense		Losses Unpaid	Loss Expenses Unpaid
1. Prior.....	XXX	XXX	XXX	XXX	XXX	XXX	0	0	XXX	0	0
2. 2011.....	2,052	17	2,035	381.4	3.4	5,217.9	0	0	0.0	0	0
3. 2012.....	82	77	5	95.3	98.7	62.5	0	0	0.0	0	0
4. 2013.....	0	0	0	0.0	0.0	0.0	0	0	0.0	0	0
5. 2014.....	0	0	0	0.0	0.0	0.0	0	0	0.0	0	0
6. 2015.....	0	0	0	0.0	0.0	0.0	0	0	0.0	0	0
7. 2016.....	0	0	0	0.0	0.0	0.0	0	0	0.0	0	0
8. 2017.....	0	0	0	0.0	0.0	0.0	0	0	0.0	0	0
9. 2018.....	0	0	0	0.0	0.0	0.0	0	0	0.0	0	0
10. 2019.....	0	0	0	0.0	0.0	0.0	0	0	0.0	0	0
11. 2020.....	0	0	0	0.0	0.0	0.0	0	0	50.0	0	0
12. Totals	XXX	XXX	XXX	XXX	XXX	XXX	0	0	XXX	0	0

ANNUAL STATEMENT FOR THE YEAR 2020 OF THE Obsidian Insurance Company

SCHEDULE P - PART 1F - SECTION 2 - MEDICAL PROFESSIONAL LIABILITY - CLAIMS-MADE

(\$000 OMITTED)

Years in Which Premiums Were Earned and Losses Were Incurred	Premiums Earned			Loss and Loss Expense Payments								12
	1 Direct and Assumed	2 Ceded	3 Net (1 - 2)	Loss Payments		Defense and Cost Containment Payments		Adjusting and Other Payments		10 Salvage and Subrogation Received	11 Total Net Paid Cols (4 - 5 + 6 - 7 + 8 - 9)	Number of Claims Reported Direct and Assumed
				4 Direct and Assumed	5 Ceded	6 Direct and Assumed	7 Ceded	8 Direct and Assumed	9 Ceded			
1. Prior.....	XXX	XXX	XXX	0	0	82	82	0	0	0	0	XXX
2. 2011.....	5,817	5,100	717	935	2,917	1,041	842	220	3	0	(1,566)	38
3. 2012.....	1,014	(1,675)	2,689	41	432	1,220	261	309	0	0	877	11
4. 2013.....	0	0	0	0	0	0	0	0	0	0	0	0
5. 2014.....	0	(3,009)	3,009	0	0	0	0	0	0	0	0	0
6. 2015.....	0	0	0	0	0	0	0	0	0	0	0	0
7. 2016.....	0	0	0	0	0	0	0	0	0	0	0	0
8. 2017.....	0	0	0	0	0	0	0	0	0	0	0	0
9. 2018.....	0	0	0	0	0	0	0	0	0	0	0	0
10. 2019.....	0	0	0	0	0	0	0	0	0	0	0	0
11. 2020.....	0	0	0	0	0	0	0	0	0	0	0	0
12. Totals	XXX	XXX	XXX	976	3,349	2,343	1,185	529	3	0	(689)	XXX

	Losses Unpaid				Defense and Cost Containment Unpaid				Adjusting and Other Unpaid		23	24	25
	Case Basis		Bulk + IBNR		Case Basis		Bulk + IBNR						
	13	14	15	16	17	18	19	20	21	22			
	Direct and Assumed	Ceded	Direct and Assumed	Ceded	Direct and Assumed	Ceded	Direct and Assumed	Ceded	Direct and Assumed	Ceded			
1. Prior.....	12,300	12,300	3,859	3,859	84	84	(359)	(359)	(247)	(247)	0	0	0
2. 2011.....	250	250	50	50	143	143	(142)	(142)	(35)	(35)	0	0	0
3. 2012.....	0	0	0	0	0	0	0	0	0	0	0	0	0
4. 2013.....	0	0	0	0	0	0	0	0	0	0	0	0	0
5. 2014.....	0	0	0	0	0	0	0	0	0	0	0	0	0
6. 2015.....	0	0	0	0	0	0	0	0	0	0	0	0	0
7. 2016.....	0	0	0	0	0	0	0	0	0	0	0	0	0
8. 2017.....	0	0	0	0	0	0	0	0	0	0	0	0	0
9. 2018.....	0	0	0	0	0	0	0	0	0	0	0	0	0
10. 2019.....	0	0	0	0	0	0	0	0	0	0	0	0	0
11. 2020.....	0	0	0	0	0	0	0	0	0	0	0	0	0
12. Totals	12,550	12,550	3,909	3,909	227	227	(501)	(501)	(282)	(282)	0	0	0

	Total Losses and Loss Expenses Incurred			Loss and Loss Expense Percentage (Incurred /Premiums Earned)			Nontabular Discount		34	Net Balance Sheet Reserves After Discount	
	26	27	28	29	30	31	32	33	Inter- Company Pooling Participation Percentage	35	36
	Direct and Assumed	Ceded	Net	Direct and Assumed	Ceded	Net	Loss	Loss Expense		Losses Unpaid	Loss Expenses Unpaid
1. Prior.....	XXX	XXX	XXX	XXX	XXX	XXX	0	0	XXX	0	0
2. 2011.....	2,462	4,028	(1,566)	42.3	79.0	(218.4)	0	0	0.0	0	0
3. 2012.....	1,570	693	877	154.8	(41.4)	32.6	0	0	0.0	0	0
4. 2013.....	0	0	0	0.0	0.0	0.0	0	0	0.0	0	0
5. 2014.....	0	0	0	0.0	0.0	0.0	0	0	0.0	0	0
6. 2015.....	0	0	0	0.0	0.0	0.0	0	0	0.0	0	0
7. 2016.....	0	0	0	0.0	0.0	0.0	0	0	0.0	0	0
8. 2017.....	0	0	0	0.0	0.0	0.0	0	0	0.0	0	0
9. 2018.....	0	0	0	0.0	0.0	0.0	0	0	0.0	0	0
10. 2019.....	0	0	0	0.0	0.0	0.0	0	0	0.0	0	0
11. 2020.....	0	0	0	0.0	0.0	0.0	0	0	50.0	0	0
12. Totals	XXX	XXX	XXX	XXX	XXX	XXX	0	0	XXX	0	0

ANNUAL STATEMENT FOR THE YEAR 2020 OF THE Obsidian Insurance Company

**SCHEDULE P - PART 1G - SPECIAL LIABILITY (OCEAN MARINE, AIRCRAFT (ALL PERILS),
BOILER AND MACHINERY)**

(\$000 OMITTED)

Years in Which Premiums Were Earned and Losses Were Incurred	Premiums Earned			Loss and Loss Expense Payments								12
	1	2	3	Loss Payments		Defense and Cost Containment Payments		Adjusting and Other Payments		10	11	Number of Claims Reported Direct and Assumed
	Direct and Assumed	Ceded	Net (1 - 2)	4 Direct and Assumed	5 Ceded	6 Direct and Assumed	7 Ceded	8 Direct and Assumed	9 Ceded	Salvage and Subrogation Received	Total Net Paid Cols (4 - 5 + 6 - 7 + 8 - 9)	
1. Prior.....	XXX	XXX	XXX									XXX
2. 2011.....												XXX
3. 2012.....												XXX
4. 2013.....												XXX
5. 2014.....												XXX
6. 2015.....												XXX
7. 2016.....												XXX
8. 2017.....												XXX
9. 2018.....												XXX
10. 2019.....												XXX
11. 2020.....												XXX
12. Totals.....	XXX	XXX	XXX									XXX

	Losses Unpaid				Defense and Cost Containment Unpaid				Adjusting and Other Unpaid		23	24	25
	Case Basis		Bulk + IBNR		Case Basis		Bulk + IBNR						
	13	14	15	16	17	18	19	20	21	22			
	Direct and Assumed	Ceded	Direct and Assumed	Ceded	Direct and Assumed	Ceded	Direct and Assumed	Ceded	Direct and Assumed	Ceded			
1. Prior													
2. 2011													
3. 2012													
4. 2013													
5. 2014													
6. 2015													
7. 2016													
8. 2017													
9. 2018													
10. 2019													
11. 2020													
12. Totals													

	Total			Loss and Loss Expense Percentage					34	Net Balance Sheet	
	Losses and Loss Expenses Incurred			(Incurred /Premiums Earned)			Nontabular Discount		Inter- Company Pooling Participation Percentage	Reserves After Discount	
	26	27	28	29	30	31	32	33		35	36
	Direct and Assumed	Ceded	Net	Direct and Assumed	Ceded	Net	Loss	Loss Expense		Losses Unpaid	Loss Expenses Unpaid
1. Prior.....	XXX	XXX	XXX	XXX	XXX	XXX			XXX		
2. 2011.....											
3. 2012.....											
4. 2013.....											
5. 2014.....											
6. 2015.....											
7. 2016.....											
8. 2017.....											
9. 2018.....											
10. 2019.....											
11. 2020.....											
12. Totals.....	XXX	XXX	XXX	XXX	XXX	XXX			XXX		

ANNUAL STATEMENT FOR THE YEAR 2020 OF THE Obsidian Insurance Company

SCHEDULE P - PART 1H - SECTION 1 - OTHER LIABILITY - OCCURRENCE

(\$000 OMITTED)

Years in Which Premiums Were Earned and Losses Were Incurred	Premiums Earned			Loss and Loss Expense Payments								12
	1 Direct and Assumed	2 Ceded	3 Net (1 - 2)	Loss Payments		Defense and Cost Containment Payments		Adjusting and Other Payments		10 Salvage and Subrogation Received	11 Total Net Paid Cols (4 - 5 + 6 - 7 + 8 - 9)	Number of Claims Reported Direct and Assumed
				4	5	6	7	8	9			
				Direct and Assumed	Ceded	Direct and Assumed	Ceded	Direct and Assumed	Ceded			
1. Prior.....	XXX	XXX	XXX	0	0	0	0	0	0	0	0	XXX
2. 2011.....	0	0	0	0	0	0	0	0	0	0	0	0
3. 2012.....	0	0	0	0	0	0	0	0	0	0	0	0
4. 2013.....	0	0	0	0	0	0	0	0	0	0	0	0
5. 2014.....	0	0	0	0	0	0	0	0	0	0	0	0
6. 2015.....	0	0	0	0	0	0	0	0	0	0	0	0
7. 2016.....	0	0	0	0	0	0	0	0	0	0	0	0
8. 2017.....	0	0	0	0	0	0	0	0	0	0	0	0
9. 2018.....	0	0	0	0	0	0	0	0	0	0	0	0
10. 2019.....	0	0	0	0	0	0	0	0	0	0	0	0
11. 2020.....	0	0	0	0	0	0	0	0	0	0	0	0
12. Totals	XXX	XXX	XXX	0	0	0	0	0	0	0	0	XXX

	Losses Unpaid				Defense and Cost Containment Unpaid				Adjusting and Other Unpaid		23	24	25
	Case Basis		Bulk + IBNR		Case Basis		Bulk + IBNR						
	13	14	15	16	17	18	19	20	21	22			
	Direct and Assumed	Ceded	Direct and Assumed	Ceded	Direct and Assumed	Ceded	Direct and Assumed	Ceded	Direct and Assumed	Ceded			
1. Prior.....	0	0	0	0	0	0	0	0	0	0	0	0	0
2. 2011.....	0	0	0	0	0	0	0	0	0	0	0	0	0
3. 2012.....	0	0	0	0	0	0	0	0	0	0	0	0	0
4. 2013.....	0	0	0	0	0	0	0	0	0	0	0	0	0
5. 2014.....	0	0	0	0	0	0	0	0	0	0	0	0	0
6. 2015.....	0	0	0	0	0	0	0	0	0	0	0	0	0
7. 2016.....	0	0	0	0	0	0	0	0	0	0	0	0	0
8. 2017.....	0	0	0	0	0	0	0	0	0	0	0	0	0
9. 2018.....	0	0	0	0	0	0	0	0	0	0	0	0	0
10. 2019.....	0	0	0	0	0	0	0	0	0	0	0	0	0
11. 2020.....	0	0	0	0	0	0	0	0	0	0	0	0	0
12. Totals.....	0	0	0	0	0	0	0	0	0	0	0	0	0

	Total Losses and Loss Expenses Incurred			Loss and Loss Expense Percentage (Incurred /Premiums Earned)			Nontabular Discount		34 Inter-Company Pooling Participation Percentage	Net Balance Sheet Reserves After Discount	
	26 Direct and Assumed	27 Ceded	28 Net	29 Direct and Assumed	30 Ceded	31 Net	32 Loss	33 Loss Expense		35 Losses Unpaid	36 Loss Expenses Unpaid
1. Prior.....	XXX	XXX	XXX	XXX	XXX	XXX	0	0	XXX	0	0
2. 2011.....	0	0	0	0.0	0.0	0.0	0	0	0.0	0	0
3. 2012.....	0	0	0	0.0	0.0	0.0	0	0	0.0	0	0
4. 2013.....	0	0	0	0.0	0.0	0.0	0	0	0.0	0	0
5. 2014.....	0	0	0	0.0	0.0	0.0	0	0	0.0	0	0
6. 2015.....	0	0	0	0.0	0.0	0.0	0	0	0.0	0	0
7. 2016.....	0	0	0	0.0	0.0	0.0	0	0	0.0	0	0
8. 2017.....	0	0	0	0.0	0.0	0.0	0	0	0.0	0	0
9. 2018.....	0	0	0	0.0	0.0	0.0	0	0	0.0	0	0
10. 2019.....	0	0	0	0.0	0.0	0.0	0	0	0.0	0	0
11. 2020.....	0	0	0	0.0	0.0	0.0	0	0	50.0	0	0
12. Totals	XXX	XXX	XXX	XXX	XXX	XXX	0	0	XXX	0	0

ANNUAL STATEMENT FOR THE YEAR 2020 OF THE Obsidian Insurance Company

SCHEDULE P - PART 1H - SECTION 2 - OTHER LIABILITY - CLAIMS-MADE

(\$000 OMITTED)

Years in Which Premiums Were Earned and Losses Were Incurred	Premiums Earned			Loss and Loss Expense Payments								12
	1 Direct and Assumed	2 Ceded	3 Net (1 - 2)	Loss Payments		Defense and Cost Containment Payments		Adjusting and Other Payments		10 Salvage and Subrogation Received	11 Total Net Paid Cols (4 - 5 + 6 - 7 + 8 - 9)	Number of Claims Reported Direct and Assumed
				4 Direct and Assumed	5 Ceded	6 Direct and Assumed	7 Ceded	8 Direct and Assumed	9 Ceded			
1. Prior.....	XXX	XXX	XXX	0	0	0	0	0	0	0	0	XXX
2. 2011.....	0	0	0	0	0	0	0	0	0	0	0	0
3. 2012.....	0	0	0	0	0	0	0	0	0	0	0	0
4. 2013.....	0	0	0	0	0	0	0	0	0	0	0	0
5. 2014.....	0	0	0	0	0	0	0	0	0	0	0	0
6. 2015.....	0	0	0	0	0	0	0	0	0	0	0	0
7. 2016.....	0	0	0	0	0	0	0	0	0	0	0	0
8. 2017.....	0	0	0	0	0	0	0	0	0	0	0	0
9. 2018.....	0	0	0	0	0	0	0	0	0	0	0	0
10. 2019.....	0	0	0	0	0	0	0	0	0	0	0	0
11. 2020.....	1	1	0	0	0	0	0	381	0	0	381	0
12. Totals	XXX	XXX	XXX	0	0	0	0	381	0	0	381	XXX

	Losses Unpaid				Defense and Cost Containment Unpaid				Adjusting and Other Unpaid		23	24	25
	Case Basis		Bulk + IBNR		Case Basis		Bulk + IBNR						
	13	14	15	16	17	18	19	20	21	22			
	Direct and Assumed	Ceded	Direct and Assumed	Ceded	Direct and Assumed	Ceded	Direct and Assumed	Ceded	Direct and Assumed	Ceded			
1. Prior.....	0	0	0	0	0	0	0	0	0	0	0	0	0
2. 2011.....	0	0	0	0	0	0	0	0	0	0	0	0	0
3. 2012.....	0	0	0	0	0	0	0	0	0	0	0	0	0
4. 2013.....	0	0	0	0	0	0	0	0	0	0	0	0	0
5. 2014.....	0	0	0	0	0	0	0	0	0	0	0	0	0
6. 2015.....	0	0	0	0	0	0	0	0	0	0	0	0	0
7. 2016.....	0	0	0	0	0	0	0	0	0	0	0	0	0
8. 2017.....	0	0	0	0	0	0	0	0	0	0	0	0	0
9. 2018.....	0	0	0	0	0	0	0	0	0	0	0	0	0
10. 2019.....	0	0	0	0	0	0	0	0	0	0	0	0	0
11. 2020.....	0	0	1	0	0	0	0	0	3	2	0	1	0
12. Totals	0	0	1	0	0	0	0	0	3	2	0	1	0

	Total Losses and Loss Expenses Incurred			Loss and Loss Expense Percentage (Incurred /Premiums Earned)			Nontabular Discount		34	Net Balance Sheet Reserves After Discount	
	26	27	28	29	30	31	32	33	Inter- Company Pooling Participation Percentage	35	36
	Direct and Assumed	Ceded	Net	Direct and Assumed	Ceded	Net	Loss	Loss Expense		Losses Unpaid	Loss Expenses Unpaid
1. Prior.....	XXX	XXX	XXX	XXX	XXX	XXX	0	0	XXX	0	0
2. 2011.....	0	0	0	0.0	0.0	0.0	0	0	0.0	0	0
3. 2012.....	0	0	0	0.0	0.0	0.0	0	0	0.0	0	0
4. 2013.....	0	0	0	0.0	0.0	0.0	0	0	0.0	0	0
5. 2014.....	0	0	0	0.0	0.0	0.0	0	0	0.0	0	0
6. 2015.....	0	0	0	0.0	0.0	0.0	0	0	0.0	0	0
7. 2016.....	0	0	0	0.0	0.0	0.0	0	0	0.0	0	0
8. 2017.....	0	0	0	0.0	0.0	0.0	0	0	0.0	0	0
9. 2018.....	0	0	0	0.0	0.0	0.0	0	0	0.0	0	0
10. 2019.....	0	0	0	0.0	0.0	0.0	0	0	0.0	0	0
11. 2020.....	385	2	382	38,456.8	248.1	0.0	0	0	50.0	0	1
12. Totals	XXX	XXX	XXX	XXX	XXX	XXX	0	0	XXX	0	1

Schedule P - Part 1I - Special Property (Fire, Allied Lines...)

N O N E

Schedule P - Part 1J - Auto Physical Damage

N O N E

Schedule P - Part 1K - Fidelity/Surety

N O N E

Schedule P - Part 1L - Other (Including Credit, Accident and Health)

N O N E

Schedule P - Part 1M - International

N O N E

Schedule P - Part 1N - Reinsurance - Nonproportional Assumed Property

N O N E

Schedule P - Part 1O - Reinsurance - Nonproportional Assumed Liability

N O N E

Schedule P - Part 1P - Reinsurance - Nonproportional Assumed Financial Lines

N O N E

Schedule P - Part 1R - Section 1 - Products Liability - Occurrence

N O N E

Schedule P - Part 1R - Section 2 - Products Liability - Claims-Made

N O N E

Schedule P - Part 1S - Financial Guaranty/Mortgage Guaranty

N O N E

Schedule P - Part 1T - Warranty

N O N E

Schedule P - Part 2A - Homeowners/Farmowners

N O N E

Schedule P - Part 2B - Private Passenger Auto Liability/Medical

N O N E

Schedule P - Part 2C - Commercial Auto/Truck Liability/Medical

N O N E

Schedule P - Part 2D - Workers' Compensation (Excluding Excess Workers' Compensation)

N O N E

Schedule P - Part 2E - Commercial Multiple Peril

N O N E

ANNUAL STATEMENT FOR THE YEAR 2020 OF THE Obsidian Insurance Company

SCHEDULE P - PART 2F - SECTION 1 - MEDICAL PROFESSIONAL LIABILITY - OCCURRENCE

Years in Which Losses Were Incurred	INCURRED NET LOSSES AND DEFENSE AND COST CONTAINMENT EXPENSES REPORTED AT YEAR END (\$000 OMITTED)										DEVELOPMENT	
	1 2011	2 2012	3 2013	4 2014	5 2015	6 2016	7 2017	8 2018	9 2019	10 2020	11 One Year	12 Two Year
1. Prior.....	22,328	53,957	56,587	60,234	49,966	63,923	26,905	26,949	26,949	26,949	0	0
2. 2011.....	23	23	2,023	2,026	2,026	2,026	2,026	2,026	2,026	2,026	0	0
3. 2012.....	XXX	5	5	5	5	5	5	5	5	5	0	0
4. 2013.....	XXX	XXX	0	0	0	0	0	0	0	0	0	0
5. 2014.....	XXX	XXX	XXX	0	0	0	0	0	0	0	0	0
6. 2015.....	XXX	XXX	XXX	XXX	0	0	0	0	0	0	0	0
7. 2016.....	XXX	XXX	XXX	XXX	XXX	0	0	0	0	0	0	0
8. 2017.....	XXX	XXX	XXX	XXX	XXX	XXX	0	0	0	0	0	0
9. 2018.....	XXX	XXX	XXX	XXX	XXX	XXX	XXX	0	0	0	0	0
10. 2019.....	XXX	XXX	XXX	XXX	XXX	XXX	XXX	XXX	0	0	0	XXX
11. 2020.....	XXX	XXX	XXX	XXX	XXX	XXX	XXX	XXX	XXX	0	XXX	XXX
12. Totals											0	0

SCHEDULE P - PART 2F - SECTION 2 - MEDICAL PROFESSIONAL LIABILITY - CLAIMS-MADE

1. Prior.....	3,640	4,776	5,060	2,988	2,423	2,686	2,990	3,454	3,455	3,455	0	1
2. 2011.....	449	448	(902)	(2,148)	(2,148)	(1,816)	(1,835)	(1,783)	(1,783)	(1,783)	0	0
3. 2012.....	XXX	47	3,040	942	942	942	942	569	568	568	0	(1)
4. 2013.....	XXX	XXX	0	0	0	0	0	0	0	0	0	0
5. 2014.....	XXX	XXX	XXX	0	0	0	0	0	0	0	0	0
6. 2015.....	XXX	XXX	XXX	XXX	0	0	0	0	0	0	0	0
7. 2016.....	XXX	XXX	XXX	XXX	XXX	0	0	0	0	0	0	0
8. 2017.....	XXX	XXX	XXX	XXX	XXX	XXX	0	0	0	0	0	0
9. 2018.....	XXX	XXX	XXX	XXX	XXX	XXX	XXX	0	0	0	0	0
10. 2019.....	XXX	XXX	XXX	XXX	XXX	XXX	XXX	XXX	0	0	0	XXX
11. 2020.....	XXX	XXX	XXX	XXX	XXX	XXX	XXX	XXX	XXX	0	XXX	XXX
12. Totals											0	0

SCHEDULE P - PART 2G - SPECIAL LIABILITY (OCEAN MARINE, AIRCRAFT (ALL PERILS),
BOILER AND MACHINERY)

1. Prior.....												
2. 2011.....												
3. 2012.....	XXX											
4. 2013.....	XXX	XXX										
5. 2014.....	XXX	XXX	XXX									
6. 2015.....	XXX	XXX	XXX	XXX	XXX	XXX	XXX	XXX	XXX	XXX		
7. 2016.....	XXX	XXX	XXX	XXX	XXX	XXX	XXX	XXX	XXX	XXX		
8. 2017.....	XXX	XXX	XXX	XXX	XXX	XXX	XXX	XXX	XXX	XXX		
9. 2018.....	XXX	XXX	XXX	XXX	XXX	XXX	XXX	XXX	XXX	XXX		
10. 2019.....	XXX	XXX	XXX	XXX	XXX	XXX	XXX	XXX	XXX	XXX		XXX
11. 2020.....	XXX	XXX	XXX	XXX	XXX	XXX	XXX	XXX	XXX	XXX	XXX	XXX
12. Totals												

SCHEDULE P - PART 2H - SECTION 1 - OTHER LIABILITY - OCCURRENCE

1. Prior.....	0	0	0	0	0	0	0	0	0	0	0	0
2. 2011.....	0	0	0	0	0	0	0	0	0	0	0	0
3. 2012.....	XXX	0	0	0	0	0	0	0	0	0	0	0
4. 2013.....	XXX	XXX	0	0	0	0	0	0	0	0	0	0
5. 2014.....	XXX	XXX	XXX	0	0	0	0	0	0	0	0	0
6. 2015.....	XXX	XXX	XXX	XXX	0	0	0	0	0	0	0	0
7. 2016.....	XXX	XXX	XXX	XXX	XXX	0	0	0	0	0	0	0
8. 2017.....	XXX	XXX	XXX	XXX	XXX	XXX	0	0	0	0	0	0
9. 2018.....	XXX	XXX	XXX	XXX	XXX	XXX	XXX	0	0	0	0	0
10. 2019.....	XXX	XXX	XXX	XXX	XXX	XXX	XXX	XXX	0	0	0	XXX
11. 2020.....	XXX	XXX	XXX	XXX	XXX	XXX	XXX	XXX	XXX	0	XXX	XXX
12. Totals											0	0

SCHEDULE P - PART 2H - SECTION 2 - OTHER LIABILITY - CLAIMS-MADE

1. Prior.....	157	257	256	306	306	135	135	135	135	135	0	0
2. 2011.....	0	0	0	0	0	0	0	0	0	0	0	0
3. 2012.....	XXX	0	0	0	0	0	0	0	0	0	0	0
4. 2013.....	XXX	XXX	0	0	0	0	0	0	0	0	0	0
5. 2014.....	XXX	XXX	XXX	0	0	0	0	0	0	0	0	0
6. 2015.....	XXX	XXX	XXX	XXX	0	0	0	0	0	0	0	0
7. 2016.....	XXX	XXX	XXX	XXX	XXX	0	0	0	0	0	0	0
8. 2017.....	XXX	XXX	XXX	XXX	XXX	XXX	0	0	0	0	0	0
9. 2018.....	XXX	XXX	XXX	XXX	XXX	XXX	XXX	0	0	0	0	0
10. 2019.....	XXX	XXX	XXX	XXX	XXX	XXX	XXX	XXX	0	0	0	XXX
11. 2020.....	XXX	XXX	XXX	XXX	XXX	XXX	XXX	XXX	XXX	1	XXX	XXX
12. Totals											0	0

Schedule P - Part 2I - Special Property

N O N E

Schedule P - Part 2J - Auto Physical Damage

N O N E

Schedule P - Part 2K - Fidelity/Surety

N O N E

Schedule P - Part 2L - Other (Including Credit, Accident and Health)

N O N E

Schedule P - Part 2M - International

N O N E

Schedule P - Part 2N - Reinsurance - Nonproportional Assumed Property

N O N E

Schedule P - Part 2O - Reinsurance - Nonproportional Assumed Liability

N O N E

Schedule P - Part 2P - Reinsurance - Nonproportional Assumed Financial Lines

N O N E

Schedule P - Part 2R - Section 1 - Products Liability - Occurrence

N O N E

Schedule P - Part 2R - Section 2 - Products Liability - Claims-Made

N O N E

Schedule P - Part 2S - Financial Guaranty/Mortgage Guaranty

N O N E

Schedule P - Part 2T - Warranty

N O N E

Schedule P - Part 3A - Homeowners/Farmowners

N O N E

Schedule P - Part 3B - Private Passenger Auto Liability/Medical

N O N E

Schedule P - Part 3C - Commercial Auto/Truck Liability/Medical

N O N E

Schedule P - Part 3D - Workers' Compensation (Excluding Excess Workers' Compensation)

N O N E

Schedule P - Part 3E - Commercial Multiple Peril

N O N E

ANNUAL STATEMENT FOR THE YEAR 2020 OF THE Obsidian Insurance Company

SCHEDULE P - PART 3F - SECTION 1 - MEDICAL PROFESSIONAL LIABILITY - OCCURRENCE

Years in Which Losses Were Incurred	CUMULATIVE PAID NET LOSSES AND DEFENSE AND COST CONTAINMENT EXPENSES REPORTED AT YEAR END (\$000 OMITTED)										11 Number of Claims Closed With Loss Payment	12 Number of Claims Closed Without Loss Payment
	1	2	3	4	5	6	7	8	9	10		
	2011	2012	2013	2014	2015	2016	2017	2018	2019	2020		
1. Prior.....	.000	.3,321	.6,905	.12,351	.16,013	.20,524	.23,118	.26,949	.26,949	.26,949	.25,688	
2. 2011.....	15	39	(25)	(25)	(25)	(25)	(25)	2,026	2,026	2,026	3	4
3. 2012.....	XXX	(4)	(75)	(75)	(75)	(75)	(75)	5	5	5	1	1
4. 2013.....	XXX	XXX	0	0	0	0	0	0	0	0	0	0
5. 2014.....	XXX	XXX	XXX	0	0	0	0	0	0	0	0	0
6. 2015.....	XXX	XXX	XXX	XXX	0	0	0	0	0	0	0	0
7. 2016.....	XXX	XXX	XXX	XXX	XXX	0	0	0	0	0	0	0
8. 2017.....	XXX	XXX	XXX	XXX	XXX	XXX	0	0	0	0	0	0
9. 2018.....	XXX	XXX	XXX	XXX	XXX	XXX	XXX	0	0	0	0	0
10. 2019.....	XXX	XXX	XXX	XXX	XXX	XXX	XXX	XXX	0	0	0	0
11. 2020.....	XXX	XXX	XXX	XXX	XXX	XXX	XXX	XXX	XXX	0		

SCHEDULE P - PART 3F - SECTION 2 - MEDICAL PROFESSIONAL LIABILITY - CLAIMS-MADE

1. Prior.....	.000	.1,254	.2,181	.2,526	.2,372	.2,411	.2,603	.3,454	.3,455	.3,455	.29,729	
2. 2011.....	36	22	(3,326)	(2,178)	(2,148)	(2,128)	(2,098)	(1,783)	(1,783)	(1,783)	4	34
3. 2012.....	XXX	(22)	(449)	(51)	307	569	569	569	568	568	1	10
4. 2013.....	XXX	XXX	0	0	0	0	0	0	0	0	0	0
5. 2014.....	XXX	XXX	XXX	0	0	0	0	0	0	0	0	0
6. 2015.....	XXX	XXX	XXX	XXX	0	0	0	0	0	0	0	0
7. 2016.....	XXX	XXX	XXX	XXX	XXX	0	0	0	0	0	0	0
8. 2017.....	XXX	XXX	XXX	XXX	XXX	XXX	0	0	0	0	0	0
9. 2018.....	XXX	XXX	XXX	XXX	XXX	XXX	XXX	0	0	0	0	0
10. 2019.....	XXX	XXX	XXX	XXX	XXX	XXX	XXX	XXX	0	0	0	0
11. 2020.....	XXX	XXX	XXX	XXX	XXX	XXX	XXX	XXX	XXX	0		

SCHEDULE P - PART 3G - SPECIAL LIABILITY (OCEAN MARINE, AIRCRAFT (ALL PERILS), BOILER AND MACHINERY)

1. Prior.....	.000										XXX	XXX
2. 2011.....											XXX	XXX
3. 2012.....	XXX										XXX	XXX
4. 2013.....	XXX	XXX									XXX	XXX
5. 2014.....	XXX	XXX	XXX								XXX	XXX
6. 2015.....	XXX	XXX	XXX	XXX							XXX	XXX
7. 2016.....	XXX	XXX	XXX	XXX	XXX						XXX	XXX
8. 2017.....	XXX	XXX	XXX	XXX	XXX	XXX					XXX	XXX
9. 2018.....	XXX	XXX	XXX	XXX	XXX	XXX	XXX				XXX	XXX
10. 2019.....	XXX	XXX	XXX	XXX	XXX	XXX	XXX	XXX			XXX	XXX
11. 2020.....	XXX	XXX	XXX	XXX	XXX	XXX	XXX	XXX	XXX	XXX	XXX	XXX

NONE

SCHEDULE P - PART 3H - SECTION 1 - OTHER LIABILITY - OCCURRENCE

1. Prior.....	.000	.0	.0	.0	.0	.0	.0	.0	.0	.0	.314	
2. 2011.....	0	0	0	0	0	0	0	0	0	0	0	0
3. 2012.....	XXX	0	0	0	0	0	0	0	0	0	0	0
4. 2013.....	XXX	XXX	0	0	0	0	0	0	0	0	0	0
5. 2014.....	XXX	XXX	XXX	0	0	0	0	0	0	0	0	0
6. 2015.....	XXX	XXX	XXX	XXX	0	0	0	0	0	0	0	0
7. 2016.....	XXX	XXX	XXX	XXX	XXX	0	0	0	0	0	0	0
8. 2017.....	XXX	XXX	XXX	XXX	XXX	XXX	0	0	0	0	0	0
9. 2018.....	XXX	XXX	XXX	XXX	XXX	XXX	XXX	0	0	0	0	0
10. 2019.....	XXX	XXX	XXX	XXX	XXX	XXX	XXX	XXX	0	0	0	0
11. 2020.....	XXX	XXX	XXX	XXX	XXX	XXX	XXX	XXX	XXX	0		

SCHEDULE P - PART 3H - SECTION 2 - OTHER LIABILITY - CLAIMS-MADE

1. Prior.....	.000	.61	.100	.117	.136	.135	.135	.135	.135	.135	.583	
2. 2011.....	0	0	0	0	0	0	0	0	0	0	0	0
3. 2012.....	XXX	0	0	0	0	0	0	0	0	0	0	0
4. 2013.....	XXX	XXX	0	0	0	0	0	0	0	0	0	0
5. 2014.....	XXX	XXX	XXX	0	0	0	0	0	0	0	0	0
6. 2015.....	XXX	XXX	XXX	XXX	0	0	0	0	0	0	0	0
7. 2016.....	XXX	XXX	XXX	XXX	XXX	0	0	0	0	0	0	0
8. 2017.....	XXX	XXX	XXX	XXX	XXX	XXX	0	0	0	0	0	0
9. 2018.....	XXX	XXX	XXX	XXX	XXX	XXX	XXX	0	0	0	0	0
10. 2019.....	XXX	XXX	XXX	XXX	XXX	XXX	XXX	XXX	0	0	0	0
11. 2020.....	XXX	XXX	XXX	XXX	XXX	XXX	XXX	XXX	XXX	0		

Schedule P - Part 3I - Special Property

N O N E

Schedule P - Part 3J - Auto Physical Damage

N O N E

Schedule P - Part 3K - Fidelity/Surety

N O N E

Schedule P - Part 3L - Other (Including Credit, Accident and Health)

N O N E

Schedule P - Part 3M - International

N O N E

Schedule P - Part 3N - Reinsurance - Nonproportional Assumed Property

N O N E

Schedule P - Part 3O - Reinsurance - Nonproportional Assumed Liability

N O N E

Schedule P - Part 3P - Reinsurance - Nonproportional Assumed Financial Lines

N O N E

Schedule P - Part 3R - Section 1 - Product Liability - Occurrence

N O N E

Schedule P - Part 3R - Section 2 - Product Liability - Claims-Made

N O N E

Schedule P - Part 3S - Financial Guaranty/Mortgage Guaranty

N O N E

Schedule P - Part 3T - Warranty

N O N E

Schedule P - Part 4A - Homeowners/Farmowners

N O N E

Schedule P - Part 4B - Private Passenger Auto Liability/Medical

N O N E

Schedule P - Part 4C - Commercial Auto/Truck Liability/Medical

N O N E

Schedule P - Part 4D - Workers' Compensation (Excluding Excess Workers' Compensation)

N O N E

Schedule P - Part 4E - Commercial Multiple Peril

N O N E

ANNUAL STATEMENT FOR THE YEAR 2020 OF THE Obsidian Insurance Company

SCHEDULE P - PART 4F - SECTION 1 - MEDICAL PROFESSIONAL LIABILITY - OCCURRENCE

Years in Which Losses Were Incurred	BULK AND IBNR RESERVES ON NET LOSSES AND DEFENSE AND COST CONTAINMENT EXPENSES REPORTED AT YEAR END (\$000 OMITTED)									
	1	2	3	4	5	6	7	8	9	10
	2011	2012	2013	2014	2015	2016	2017	2018	2019	2020
1. Prior.....	7,561	28,245	27,243	29,055	20,810	(15,530)	(17,299)	.0	.0	.0
2. 2011.....	.0	(27)	2,047	2,051	2,051	2,051	2,051	.0	.0	.0
3. 2012.....	XXX	7	.80	.80	.80	.80	.80	.0	.0	.0
4. 2013.....	XXX	XXX	.0	.0	.0	.0	.0	.0	.0	.0
5. 2014.....	XXX	XXX	XXX	.0	.0	.0	.0	.0	.0	.0
6. 2015.....	XXX	XXX	XXX	XXX	.0	.0	.0	.0	.0	.0
7. 2016.....	XXX	XXX	XXX	XXX	XXX	.0	.0	.0	.0	.0
8. 2017.....	XXX	XXX	XXX	XXX	XXX	XXX	.0	.0	.0	.0
9. 2018.....	XXX	XXX	XXX	XXX	XXX	XXX	XXX	.0	.0	.0
10. 2019.....	XXX	XXX	XXX	XXX	XXX	XXX	XXX	XXX	.0	.0
11. 2020.....	XXX	XXX	XXX	XXX	XXX	XXX	XXX	XXX	XXX	.0

SCHEDULE P - PART 4F - SECTION 2 - MEDICAL PROFESSIONAL LIABILITY - CLAIMS-MADE

1. Prior.....	896	1,804	1,325	.0	.0	.0	.0	.0	.0	.0
2. 2011.....	229	165	543	.0	(27)	.0	.0	.0	.0	.0
3. 2012.....	XXX	5	1,425	.0	635	374	374	.0	.0	.0
4. 2013.....	XXX	XXX	.0	.0	.0	.0	.0	.0	.0	.0
5. 2014.....	XXX	XXX	XXX	.0	.0	.0	.0	.0	.0	.0
6. 2015.....	XXX	XXX	XXX	XXX	.0	.0	.0	.0	.0	.0
7. 2016.....	XXX	XXX	XXX	XXX	XXX	.0	.0	.0	.0	.0
8. 2017.....	XXX	XXX	XXX	XXX	XXX	XXX	.0	.0	.0	.0
9. 2018.....	XXX	XXX	XXX	XXX	XXX	XXX	XXX	.0	.0	.0
10. 2019.....	XXX	XXX	XXX	XXX	XXX	XXX	XXX	XXX	.0	.0
11. 2020.....	XXX	XXX	XXX	XXX	XXX	XXX	XXX	XXX	XXX	.0

SCHEDULE P - PART 4G - SPECIAL LIABILITY (OCEAN MARINE, AIRCRAFT (ALL PERILS), BOILER AND MACHINERY)

1. Prior.....										
2. 2011.....										
3. 2012.....	XXX									
4. 2013.....	XXX	XXX								
5. 2014.....	XXX	XXX	XXX							
6. 2015.....	XXX	XXX	XXX	XXX						
7. 2016.....	XXX	XXX	XXX	XXX	XXX					
8. 2017.....	XXX	XXX	XXX	XXX	XXX	XXX				
9. 2018.....	XXX	XXX	XXX	XXX	XXX	XXX	XXX			
10. 2019.....	XXX	XXX	XXX	XXX	XXX	XXX	XXX	XXX		
11. 2020.....	XXX	XXX	XXX	XXX	XXX	XXX	XXX	XXX	XXX	

NONE

SCHEDULE P - PART 4H - SECTION 1 - OTHER LIABILITY - OCCURRENCE

1. Prior.....	.0	.0	.0	.0	.0	.0	.0	.0	.0	.0
2. 2011.....	.0	.0	.0	.0	.0	.0	.0	.0	.0	.0
3. 2012.....	XXX	.0	.0	.0	.0	.0	.0	.0	.0	.0
4. 2013.....	XXX	XXX	.0	.0	.0	.0	.0	.0	.0	.0
5. 2014.....	XXX	XXX	XXX	.0	.0	.0	.0	.0	.0	.0
6. 2015.....	XXX	XXX	XXX	XXX	.0	.0	.0	.0	.0	.0
7. 2016.....	XXX	XXX	XXX	XXX	XXX	.0	.0	.0	.0	.0
8. 2017.....	XXX	XXX	XXX	XXX	XXX	XXX	.0	.0	.0	.0
9. 2018.....	XXX	XXX	XXX	XXX	XXX	XXX	XXX	.0	.0	.0
10. 2019.....	XXX	XXX	XXX	XXX	XXX	XXX	XXX	XXX	.0	.0
11. 2020.....	XXX	XXX	XXX	XXX	XXX	XXX	XXX	XXX	XXX	.0

SCHEDULE P - PART 4H - SECTION 2 - OTHER LIABILITY - CLAIMS-MADE

1. Prior.....	.0	.0	.0	.0	.0	.0	.0	.0	.0	.0
2. 2011.....	.0	.0	.0	.0	.0	.0	.0	.0	.0	.0
3. 2012.....	XXX	.0	.0	.0	.0	.0	.0	.0	.0	.0
4. 2013.....	XXX	XXX	.0	.0	.0	.0	.0	.0	.0	.0
5. 2014.....	XXX	XXX	XXX	.0	.0	.0	.0	.0	.0	.0
6. 2015.....	XXX	XXX	XXX	XXX	.0	.0	.0	.0	.0	.0
7. 2016.....	XXX	XXX	XXX	XXX	XXX	.0	.0	.0	.0	.0
8. 2017.....	XXX	XXX	XXX	XXX	XXX	XXX	.0	.0	.0	.0
9. 2018.....	XXX	XXX	XXX	XXX	XXX	XXX	XXX	.0	.0	.0
10. 2019.....	XXX	XXX	XXX	XXX	XXX	XXX	XXX	XXX	.0	.0
11. 2020.....	XXX	XXX	XXX	XXX	XXX	XXX	XXX	XXX	XXX	1

Schedule P - Part 4I - Special Property

N O N E

Schedule P - Part 4J - Auto Physical Damage

N O N E

Schedule P - Part 4K - Fidelity/Surety

N O N E

Schedule P - Part 4L - Other (Including Credit, Accident and Health)

N O N E

Schedule P - Part 4M - International

N O N E

Schedule P - Part 4N - Reinsurance - Nonproportional Assumed Property

N O N E

Schedule P - Part 4O - Reinsurance - Nonproportional Assumed Liability

N O N E

Schedule P - Part 4P - Reinsurance - Nonproportional Assumed Financial Lines

N O N E

Schedule P - Part 4R - Section 1 - Products Liability - Occurrence

N O N E

Schedule P - Part 4R - Section 2 - Products Liability - Claims-Made

N O N E

Schedule P - Part 4S - Financial Guaranty/Mortgage Guaranty

N O N E

Schedule P - Part 4T - Warranty

N O N E

Schedule P - Part 5A - Homeowners/Farmowners - Section 1

N O N E

Schedule P - Part 5A - Homeowners/Farmowners - Section 2

N O N E

Schedule P - Part 5A - Homeowners/Farmowners - Section 3
N O N E

Schedule P - Part 5B - Private Passenger Auto Liability/Medical - Section 1
N O N E

Schedule P - Part 5B - Private Passenger Auto Liability/Medical - Section 2
N O N E

Schedule P - Part 5B - Private Passenger Auto Liability/Medical - Section 3
N O N E

Schedule P - Part 5C - Commercial Auto/Truck Liability/Medical - Section 1
N O N E

Schedule P - Part 5C - Commercial Auto/Truck Liability/Medical - Section 2
N O N E

Schedule P - Part 5C - Commercial Auto/Truck Liability/Medical - Section 3
N O N E

Schedule P-Part 5D-Workers' Compensation (Excluding Excess Workers' Compensation)-Section 1
N O N E

Schedule P-Part 5D-Workers' Compensation (Excluding Excess Workers' Compensation)-Section 2
N O N E

Schedule P-Part 5D-Workers' Compensation (Excluding Excess Workers' Compensation)-Section 3
N O N E

Schedule P - Part 5E - Commercial Multiple Peril - Section 1
N O N E

Schedule P - Part 5E - Commercial Multiple Peril - Section 2
N O N E

Schedule P - Part 5E - Commercial Multiple Peril - Section 3
N O N E

ANNUAL STATEMENT FOR THE YEAR 2020 OF THE Obsidian Insurance Company

SCHEDULE P - PART 5F - MEDICAL PROFESSIONAL LIABILITY - OCCURRENCE

SECTION 1A

Years in Years in Which Premiums Were Earned and Losses Were Incurred	CUMULATIVE NUMBER OF CLAIMS CLOSED WITH LOSS PAYMENT DIRECT AND ASSUMED AT YEAR END									
	1	2	3	4	5	6	7	8	9	10
	2011	2012	2013	2014	2015	2016	2017	2018	2019	2020
1. Prior.....	3,237	3,598	3,590	3,677	3,696	3,710	3,707	3,709	1	
2. 2011.....	3	3	3	3	3	3	3	3	3	3
3. 2012.....	XXX	0	1	1	1	1	1	1	1	1
4. 2013.....	XXX	XXX	0	0	0	0	0	0	0	0
5. 2014.....	XXX	XXX	XXX	0	0	0	0	0	0	0
6. 2015.....	XXX	XXX	XXX	XXX	0	0	0	0	0	0
7. 2016.....	XXX	XXX	XXX	XXX	XXX	0	0	0	0	0
8. 2017.....	XXX	XXX	XXX	XXX	XXX	XXX	0	0	0	0
9. 2018.....	XXX	XXX	XXX	XXX	XXX	XXX	XXX	0	0	0
10. 2019.....	XXX	XXX	XXX	XXX	XXX	XXX	XXX	XXX	0	0
11. 2020.....	XXX	XXX	XXX	XXX	XXX	XXX	XXX	XXX	XXX	

SECTION 2A

Years in Years in Which Premiums Were Earned and Losses Were Incurred	NUMBER OF CLAIMS OUTSTANDING DIRECT AND ASSUMED AT YEAR END									
	1	2	3	4	5	6	7	8	9	10
	2011	2012	2013	2014	2015	2016	2017	2018	2019	2020
1. Prior.....	77	94	84	56	42	376	133	0	0	
2. 2011.....	3	2	0	0	0	0	0	0	0	
3. 2012.....	XXX	1	0	0	0	0	0	0	0	
4. 2013.....	XXX	XXX	0	0	0	0	0	0	0	
5. 2014.....	XXX	XXX	XXX	0	0	0	0	0	0	
6. 2015.....	XXX	XXX	XXX	XXX	0	0	0	0	0	
7. 2016.....	XXX	XXX	XXX	XXX	XXX	0	0	0	0	
8. 2017.....	XXX	XXX	XXX	XXX	XXX	XXX	0	0	0	
9. 2018.....	XXX	XXX	XXX	XXX	XXX	XXX	XXX	0	0	
10. 2019.....	XXX	XXX	XXX	XXX	XXX	XXX	XXX	XXX	0	
11. 2020.....	XXX	XXX	XXX	XXX	XXX	XXX	XXX	XXX	XXX	

SECTION 3A

Years in Years in Which Premiums Were Earned and Losses Were Incurred	CUMULATIVE NUMBER OF CLAIMS REPORTED DIRECT AND ASSUMED AT YEAR END									
	1	2	3	4	5	6	7	8	9	10
	2011	2012	2013	2014	2015	2016	2017	2018	2019	2020
1. Prior.....	2	4	1	0	0	0	0	0	0	0
2. 2011.....	6	7	7	7	7	7	7	7	7	7
3. 2012.....	XXX	2	2	2	2	2	2	2	2	2
4. 2013.....	XXX	XXX	0	0	0	0	0	0	0	0
5. 2014.....	XXX	XXX	XXX	0	0	0	0	0	0	0
6. 2015.....	XXX	XXX	XXX	XXX	0	0	0	0	0	0
7. 2016.....	XXX	XXX	XXX	XXX	XXX	0	0	0	0	0
8. 2017.....	XXX	XXX	XXX	XXX	XXX	XXX	0	0	0	0
9. 2018.....	XXX	XXX	XXX	XXX	XXX	XXX	XXX	0	0	0
10. 2019.....	XXX	XXX	XXX	XXX	XXX	XXX	XXX	XXX	0	0
11. 2020.....	XXX	XXX	XXX	XXX	XXX	XXX	XXX	XXX	XXX	0

ANNUAL STATEMENT FOR THE YEAR 2020 OF THE Obsidian Insurance Company

SCHEDULE P - PART 5F - MEDICAL PROFESSIONAL LIABILITY - CLAIMS-MADE

SECTION 1B

Years in Years in Which Premiums Were Earned and Losses Were Incurred	CUMULATIVE NUMBER OF CLAIMS CLOSED WITH LOSS PAYMENT DIRECT AND ASSUMED AT YEAR END									
	1	2	3	4	5	6	7	8	9	10
	2011	2012	2013	2014	2015	2016	2017	2018	2019	2020
1. Prior.....	4,097	4,255	4,242	4,317	4,147	4,369	4,196	4,203	0	
2. 2011.....	1	1	1	4	4	4	4	4	4	4
3. 2012.....	XXX	0	0	0	1	1	1	1	1	1
4. 2013.....	XXX	XXX	0	0	0	0	0	0	0	0
5. 2014.....	XXX	XXX	XXX	0	0	0	0	0	0	0
6. 2015.....	XXX	XXX	XXX	XXX	0	0	0	0	0	0
7. 2016.....	XXX	XXX	XXX	XXX	XXX	0	0	0	0	0
8. 2017.....	XXX	XXX	XXX	XXX	XXX	XXX	0	0	0	0
9. 2018.....	XXX	XXX	XXX	XXX	XXX	XXX	XXX	0	0	0
10. 2019.....	XXX	XXX	XXX	XXX	XXX	XXX	XXX	XXX	0	0
11. 2020.....	XXX	XXX	XXX	XXX	XXX	XXX	XXX	XXX	XXX	

SECTION 2B

Years in Years in Which Premiums Were Earned and Losses Were Incurred	NUMBER OF CLAIMS OUTSTANDING DIRECT AND ASSUMED AT YEAR END									
	1	2	3	4	5	6	7	8	9	10
	2011	2012	2013	2014	2015	2016	2017	2018	2019	2020
1. Prior.....	26	19	12	7	1	3	3	0	0	
2. 2011.....	22	11	7	1	1	2	1	0	0	
3. 2012.....	XXX	8	6	4	0	0	0	0	0	
4. 2013.....	XXX	XXX	0	0	0	0	0	0	0	
5. 2014.....	XXX	XXX	XXX	0	0	0	0	0	0	
6. 2015.....	XXX	XXX	XXX	XXX	0	0	0	0	0	
7. 2016.....	XXX	XXX	XXX	XXX	XXX	0	0	0	0	
8. 2017.....	XXX	XXX	XXX	XXX	XXX	XXX	0	0	0	
9. 2018.....	XXX	XXX	XXX	XXX	XXX	XXX	XXX	0	0	
10. 2019.....	XXX	XXX	XXX	XXX	XXX	XXX	XXX	XXX	0	
11. 2020.....	XXX	XXX	XXX	XXX	XXX	XXX	XXX	XXX	XXX	

SECTION 3B

Years in Years in Which Premiums Were Earned and Losses Were Incurred	CUMULATIVE NUMBER OF CLAIMS REPORTED DIRECT AND ASSUMED AT YEAR END									
	1	2	3	4	5	6	7	8	9	10
	2011	2012	2013	2014	2015	2016	2017	2018	2019	2020
1. Prior.....	(82)	86	(2)	0	(1)	1	(1)	0	0	0
2. 2011.....	35	36	38	38	38	40	39	38	38	38
3. 2012.....	XXX	10	11	11	11	10	11	11	11	11
4. 2013.....	XXX	XXX	0	0	0	0	0	0	0	0
5. 2014.....	XXX	XXX	XXX	0	0	0	0	0	0	0
6. 2015.....	XXX	XXX	XXX	XXX	0	0	0	0	0	0
7. 2016.....	XXX	XXX	XXX	XXX	XXX	0	0	0	0	0
8. 2017.....	XXX	XXX	XXX	XXX	XXX	XXX	0	0	0	0
9. 2018.....	XXX	XXX	XXX	XXX	XXX	XXX	XXX	0	0	0
10. 2019.....	XXX	XXX	XXX	XXX	XXX	XXX	XXX	XXX	0	0
11. 2020.....	XXX	XXX	XXX	XXX	XXX	XXX	XXX	XXX	XXX	0

ANNUAL STATEMENT FOR THE YEAR 2020 OF THE Obsidian Insurance Company

SCHEDULE P - PART 5H - OTHER LIABILITY - OCCURRENCE

SECTION 1A

Years in Years in Which Premiums Were Earned and Losses Were Incurred	CUMULATIVE NUMBER OF CLAIMS CLOSED WITH LOSS PAYMENT DIRECT AND ASSUMED AT YEAR END									
	1	2	3	4	5	6	7	8	9	10
	2011	2012	2013	2014	2015	2016	2017	2018	2019	2020
1. Prior.....	156	156	156	(16)	6	0	6	6	0	
2. 2011.....	0	0	0	0	0	0	0	0	0	0
3. 2012.....	XXX	0	0	0	0	0	0	0	0	0
4. 2013.....	XXX	XXX	0	0	0	0	0	0	0	0
5. 2014.....	XXX	XXX	XXX	0	0	0	0	0	0	0
6. 2015.....	XXX	XXX	XXX	XXX	0	0	0	0	0	0
7. 2016.....	XXX	XXX	XXX	XXX	XXX	0	0	0	0	0
8. 2017.....	XXX	XXX	XXX	XXX	XXX	XXX	0	0	0	0
9. 2018.....	XXX	XXX	XXX	XXX	XXX	XXX	XXX	0	0	0
10. 2019.....	XXX	XXX	XXX	XXX	XXX	XXX	XXX	XXX	0	0
11. 2020.....	XXX	XXX	XXX	XXX	XXX	XXX	XXX	XXX	XXX	

SECTION 2A

Years in Years in Which Premiums Were Earned and Losses Were Incurred	NUMBER OF CLAIMS OUTSTANDING DIRECT AND ASSUMED AT YEAR END									
	1	2	3	4	5	6	7	8	9	10
	2011	2012	2013	2014	2015	2016	2017	2018	2019	2020
1. Prior.....	0	0	0	0	0	0	0	0	0	
2. 2011.....	0	0	0	0	0	0	0	0	0	
3. 2012.....	XXX	0	0	0	0	0	0	0	0	
4. 2013.....	XXX	XXX	0	0	0	0	0	0	0	
5. 2014.....	XXX	XXX	XXX	0	0	0	0	0	0	
6. 2015.....	XXX	XXX	XXX	XXX	0	0	0	0	0	
7. 2016.....	XXX	XXX	XXX	XXX	XXX	0	0	0	0	
8. 2017.....	XXX	XXX	XXX	XXX	XXX	XXX	0	0	0	
9. 2018.....	XXX	XXX	XXX	XXX	XXX	XXX	XXX	0	0	
10. 2019.....	XXX	XXX	XXX	XXX	XXX	XXX	XXX	XXX	0	
11. 2020.....	XXX	XXX	XXX	XXX	XXX	XXX	XXX	XXX	XXX	

SECTION 3A

Years in Years in Which Premiums Were Earned and Losses Were Incurred	CUMULATIVE NUMBER OF CLAIMS REPORTED DIRECT AND ASSUMED AT YEAR END									
	1	2	3	4	5	6	7	8	9	10
	2011	2012	2013	2014	2015	2016	2017	2018	2019	2020
1. Prior.....	0	0	0	0	0	0	0	0	0	0
2. 2011.....	0	0	0	0	0	0	0	0	0	0
3. 2012.....	XXX	0	0	0	0	0	0	0	0	0
4. 2013.....	XXX	XXX	0	0	0	0	0	0	0	0
5. 2014.....	XXX	XXX	XXX	0	0	0	0	0	0	0
6. 2015.....	XXX	XXX	XXX	XXX	0	0	0	0	0	0
7. 2016.....	XXX	XXX	XXX	XXX	XXX	0	0	0	0	0
8. 2017.....	XXX	XXX	XXX	XXX	XXX	XXX	0	0	0	0
9. 2018.....	XXX	XXX	XXX	XXX	XXX	XXX	XXX	0	0	0
10. 2019.....	XXX	XXX	XXX	XXX	XXX	XXX	XXX	XXX	0	0
11. 2020.....	XXX	XXX	XXX	XXX	XXX	XXX	XXX	XXX	XXX	0

ANNUAL STATEMENT FOR THE YEAR 2020 OF THE Obsidian Insurance Company

SCHEDULE P - PART 5H - OTHER LIABILITY - CLAIMS-MADE

SECTION 1B

Years in Years in Which Premiums Were Earned and Losses Were Incurred	CUMULATIVE NUMBER OF CLAIMS CLOSED WITH LOSS PAYMENT DIRECT AND ASSUMED AT YEAR END									
	1	2	3	4	5	6	7	8	9	10
	2011	2012	2013	2014	2015	2016	2017	2018	2019	2020
1. Prior.....	(2)	0	0	0	195	(1)	195	194	0	
2. 2011.....	0	0	0	0	0	0	0	0	0	0
3. 2012.....	XXX	0	0	0	0	0	0	0	0	0
4. 2013.....	XXX	XXX	0	0	0	0	0	0	0	0
5. 2014.....	XXX	XXX	XXX	0	0	0	0	0	0	0
6. 2015.....	XXX	XXX	XXX	XXX	0	0	0	0	0	0
7. 2016.....	XXX	XXX	XXX	XXX	XXX	0	0	0	0	0
8. 2017.....	XXX	XXX	XXX	XXX	XXX	XXX	0	0	0	0
9. 2018.....	XXX	XXX	XXX	XXX	XXX	XXX	XXX	0	0	0
10. 2019.....	XXX	XXX	XXX	XXX	XXX	XXX	XXX	XXX	0	0
11. 2020.....	XXX	XXX	XXX	XXX	XXX	XXX	XXX	XXX	XXX	

SECTION 2B

Years in Years in Which Premiums Were Earned and Losses Were Incurred	NUMBER OF CLAIMS OUTSTANDING DIRECT AND ASSUMED AT YEAR END									
	1	2	3	4	5	6	7	8	9	10
	2011	2012	2013	2014	2015	2016	2017	2018	2019	2020
1. Prior.....	1	1	0	1	1	0	0	0	0	
2. 2011.....	0	0	0	0	0	0	0	0	0	
3. 2012.....	XXX	0	0	0	0	0	0	0	0	
4. 2013.....	XXX	XXX	0	0	0	0	0	0	0	
5. 2014.....	XXX	XXX	XXX	0	0	0	0	0	0	
6. 2015.....	XXX	XXX	XXX	XXX	0	0	0	0	0	
7. 2016.....	XXX	XXX	XXX	XXX	XXX	0	0	0	0	
8. 2017.....	XXX	XXX	XXX	XXX	XXX	XXX	0	0	0	
9. 2018.....	XXX	XXX	XXX	XXX	XXX	XXX	XXX	0	0	
10. 2019.....	XXX	XXX	XXX	XXX	XXX	XXX	XXX	XXX	0	
11. 2020.....	XXX	XXX	XXX	XXX	XXX	XXX	XXX	XXX	XXX	

SECTION 3B

Years in Years in Which Premiums Were Earned and Losses Were Incurred	CUMULATIVE NUMBER OF CLAIMS REPORTED DIRECT AND ASSUMED AT YEAR END									
	1	2	3	4	5	6	7	8	9	10
	2011	2012	2013	2014	2015	2016	2017	2018	2019	2020
1. Prior.....	1	0	0	0	1	0	0	0	0	0
2. 2011.....	0	0	0	0	0	0	0	0	0	0
3. 2012.....	XXX	0	0	0	0	0	0	0	0	0
4. 2013.....	XXX	XXX	0	0	0	0	0	0	0	0
5. 2014.....	XXX	XXX	XXX	0	0	0	0	0	0	0
6. 2015.....	XXX	XXX	XXX	XXX	0	0	0	0	0	0
7. 2016.....	XXX	XXX	XXX	XXX	XXX	0	0	0	0	0
8. 2017.....	XXX	XXX	XXX	XXX	XXX	XXX	0	0	0	0
9. 2018.....	XXX	XXX	XXX	XXX	XXX	XXX	XXX	0	0	0
10. 2019.....	XXX	XXX	XXX	XXX	XXX	XXX	XXX	XXX	0	0
11. 2020.....	XXX	XXX	XXX	XXX	XXX	XXX	XXX	XXX	XXX	0

Schedule P - Part 5R - Products Liability - Occurrence - Section 1A

N O N E

Schedule P - Part 5R - Products Liability - Occurrence - Section 2A

N O N E

Schedule P - Part 5R - Products Liability - Occurrence - Section 3A

N O N E

Schedule P - Part 5R - Products Liability - Claims-Made - Section 1B

N O N E

Schedule P - Part 5R - Products Liability - Claims-Made - Section 2B

N O N E

Schedule P - Part 5R - Products Liability - Claims-Made - Section 3B

N O N E

Schedule P - Part 5T - Warranty - Section 1

N O N E

Schedule P - Part 5T - Warranty - Section 2

N O N E

Schedule P - Part 5T - Warranty - Section 3

N O N E

Schedule P - Part 6C - Commercial Auto/Truck Liability/Medical - Section 1

N O N E

Schedule P - Part 6C - Commercial Auto/Truck Liability/Medical - Section 2

N O N E

Schedule P-Part 6D-Workers' Compensation (Excluding Excess Workers' Compensation)-Section 1

N O N E

Schedule P-Part 6D-Workers' Compensation (Excluding Excess Workers' Compensation)-Section 2

N O N E

ANNUAL STATEMENT FOR THE YEAR 2020 OF THE Obsidian Insurance Company

SCHEDULE P - PART 6E - COMMERCIAL MULTIPLE PERIL

SECTION 1

Years in Which Premiums Were Earned and Losses Were Incurred	CUMULATIVE PREMIUMS EARNED DIRECT AND ASSUMED AT YEAR END (\$000 OMITTED)										11 Current Year Premiums Earned
	1	2	3	4	5	6	7	8	9	10	
	2011	2012	2013	2014	2015	2016	2017	2018	2019	2020	
1. Prior.....											
2. 2011.....											
3. 2012.....	XXX										
4. 2013.....	XXX	XXX									
5. 2014.....	XXX	XXX									
6. 2015.....	XXX	XXX									
7. 2016.....	XXX	XXX									
8. 2017.....	XXX	XXX									
9. 2018.....	XXX	XXX									
10. 2019.....	XXX	XXX									
11. 2020.....	XXX	XXX									
12. Totals.....	XXX	XXX									
13. Earned Premiums (Sch P-Pt. 1)											XXX

SECTION 2

Years in Which Premiums Were Earned and Losses Were Incurred	CUMULATIVE PREMIUMS EARNED CEDED AT YEAR END (\$000 OMITTED)										11 Current Year Premiums Earned
	1	2	3	4	5	6	7	8	9	10	
	2011	2012	2013	2014	2015	2016	2017	2018	2019	2020	
1. Prior.....											
2. 2011.....											
3. 2012.....	XXX										
4. 2013.....	XXX	XXX									
5. 2014.....	XXX	XXX									
6. 2015.....	XXX	XXX									
7. 2016.....	XXX	XXX									
8. 2017.....	XXX	XXX									
9. 2018.....	XXX	XXX									
10. 2019.....	XXX	XXX									
11. 2020.....	XXX	XXX									
12. Totals.....	XXX	XXX									
13. Earned Premiums (Sch P-Pt. 1)											XXX

SCHEDULE P - PART 6H - OTHER LIABILITY - OCCURRENCE

SECTION 1A

Years in Which Premiums Were Earned and Losses Were Incurred	CUMULATIVE PREMIUMS EARNED DIRECT AND ASSUMED AT YEAR END (\$000 OMITTED)										11 Current Year Premiums Earned
	1	2	3	4	5	6	7	8	9	10	
	2011	2012	2013	2014	2015	2016	2017	2018	2019	2020	
1. Prior.....	0	0	(6,420)	0	0	0	0	0	0	0	
2. 2011.....	0	0	0	0	0	0	0	0	0	0	
3. 2012.....	XXX	0	0	0	0	0	0	0	0	0	
4. 2013.....	XXX	XXX	0	0	0	0	0	0	0	0	
5. 2014.....	XXX	XXX	XXX	0	0	0	0	0	0	0	
6. 2015.....	XXX	XXX	XXX	XXX	0	0	0	0	0	0	
7. 2016.....	XXX	XXX	XXX	XXX	XXX	0	0	0	0	0	
8. 2017.....	XXX	XXX	XXX	XXX	XXX	XXX	0	0	0	0	
9. 2018.....	XXX	XXX	XXX	XXX	XXX	XXX	XXX	0	0	0	
10. 2019.....	XXX	XXX	XXX	XXX	XXX	XXX	XXX	XXX	0	0	
11. 2020.....	XXX	XXX	XXX	XXX	XXX	XXX	XXX	XXX	XXX	0	0
12. Totals.....	XXX	XXX	XXX	XXX	XXX	XXX	XXX	XXX	XXX	XXX	0
13. Earned Premiums (Sch P-Pt. 1)	0	0	0	0	0	0	0	0	0	0	XXX

SECTION 2A

Years in Which Premiums Were Earned and Losses Were Incurred	CUMULATIVE PREMIUMS EARNED CEDED AT YEAR END (\$000 OMITTED)										11 Current Year Premiums Earned
	1	2	3	4	5	6	7	8	9	10	
	2011	2012	2013	2014	2015	2016	2017	2018	2019	2020	
1. Prior.....	0	0	(3,871)	0	0	0	0	0	0	0	
2. 2011.....	0	0	0	0	0	0	0	0	0	0	
3. 2012.....	XXX	0	0	0	0	0	0	0	0	0	
4. 2013.....	XXX	XXX	0	0	0	0	0	0	0	0	
5. 2014.....	XXX	XXX	XXX	0	0	0	0	0	0	0	
6. 2015.....	XXX	XXX	XXX	XXX	0	0	0	0	0	0	
7. 2016.....	XXX	XXX	XXX	XXX	XXX	0	0	0	0	0	
8. 2017.....	XXX	XXX	XXX	XXX	XXX	XXX	0	0	0	0	
9. 2018.....	XXX	XXX	XXX	XXX	XXX	XXX	XXX	0	0	0	
10. 2019.....	XXX	XXX	XXX	XXX	XXX	XXX	XXX	XXX	0	0	
11. 2020.....	XXX	XXX	XXX	XXX	XXX	XXX	XXX	XXX	XXX	0	0
12. Totals.....	XXX	XXX	XXX	XXX	XXX	XXX	XXX	XXX	XXX	XXX	0
13. Earned Premiums (Sch P-Pt. 1)	0	0	0	0	0	0	0	0	0	0	XXX

ANNUAL STATEMENT FOR THE YEAR 2020 OF THE Obsidian Insurance Company

SCHEDULE P - PART 6H - OTHER LIABILITY - CLAIMS-MADE

SECTION 1B

Years in Which Premiums Were Earned and Losses Were Incurred	CUMULATIVE PREMIUMS EARNED DIRECT AND ASSUMED AT YEAR END (\$000 OMITTED)										11 Current Year Premiums Earned
	1	2	3	4	5	6	7	8	9	10	
	2011	2012	2013	2014	2015	2016	2017	2018	2019	2020	
1. Prior.....	0	0	(9)	(1,303)	0	0	0	0	0	0	
2. 2011.....	0	0	0	0	0	0	0	0	0	0	
3. 2012.....	XXX	0	0	0	0	0	0	0	0	0	
4. 2013.....	XXX	XXX	0	0	0	0	0	0	0	0	
5. 2014.....	XXX	XXX	XXX	0	0	0	0	0	0	0	
6. 2015.....	XXX	XXX	XXX	XXX	0	0	0	0	0	0	
7. 2016.....	XXX	XXX	XXX	XXX	XXX	0	0	0	0	0	
8. 2017.....	XXX	XXX	XXX	XXX	XXX	XXX	0	0	0	0	
9. 2018.....	XXX	XXX	XXX	XXX	XXX	XXX	XXX	0	0	0	
10. 2019.....	XXX	XXX	XXX	XXX	XXX	XXX	XXX	XXX	0	0	
11. 2020.....	XXX	XXX	XXX	XXX	XXX	XXX	XXX	XXX	XXX	1	1
12. Totals.....	XXX	XXX	XXX	XXX	XXX	XXX	XXX	XXX	XXX	XXX	1
13. Earned Premiums (Sch P-Pt. 1)	0	0	0	0	0	0	0	0	0	1	XXX

SECTION 2B

Years in Which Premiums Were Earned and Losses Were Incurred	CUMULATIVE PREMIUMS EARNED CEDED AT YEAR END (\$000 OMITTED)										11 Current Year Premiums Earned
	1	2	3	4	5	6	7	8	9	10	
	2011	2012	2013	2014	2015	2016	2017	2018	2019	2020	
1. Prior.....	0	0	5,400	(551)	0	0	0	0	0	0	
2. 2011.....	0	0	0	0	0	0	0	0	0	0	
3. 2012.....	XXX	0	0	0	0	0	0	0	0	0	
4. 2013.....	XXX	XXX	0	0	0	0	0	0	0	0	
5. 2014.....	XXX	XXX	XXX	0	0	0	0	0	0	0	
6. 2015.....	XXX	XXX	XXX	XXX	0	0	0	0	0	0	
7. 2016.....	XXX	XXX	XXX	XXX	XXX	0	0	0	0	0	
8. 2017.....	XXX	XXX	XXX	XXX	XXX	XXX	0	0	0	0	
9. 2018.....	XXX	XXX	XXX	XXX	XXX	XXX	XXX	0	0	0	
10. 2019.....	XXX	XXX	XXX	XXX	XXX	XXX	XXX	XXX	0	0	
11. 2020.....	XXX	XXX	XXX	XXX	XXX	XXX	XXX	XXX	XXX	1	1
12. Totals.....	XXX	XXX	XXX	XXX	XXX	XXX	XXX	XXX	XXX	XXX	1
13. Earned Premiums (Sch P-Pt. 1)	0	0	0	0	0	0	0	0	0	1	XXX

SCHEDULE P - PART 6M - INTERNATIONAL

SECTION 1

Years in Which Premiums Were Earned and Losses Were Incurred	CUMULATIVE PREMIUMS EARNED DIRECT AND ASSUMED AT YEAR END (\$000 OMITTED)										11 Current Year Premiums Earned
	1	2	3	4	5	6	7	8	9	10	
	2011	2012	2013	2014	2015	2016	2017	2018	2019	2020	
1. Prior.....											
2. 2011.....											
3. 2012.....	XXX										
4. 2013.....	XXX	XXX									
5. 2014.....	XXX	XXX									
6. 2015.....	XXX	XXX									
7. 2016.....	XXX	XXX									
8. 2017.....	XXX	XXX									
9. 2018.....	XXX	XXX									
10. 2019.....	XXX	XXX	XXX	XXX	XXX	XXX	XXX	XXX			
11. 2020.....	XXX	XXX	XXX	XXX	XXX	XXX	XXX	XXX	XXX		
12. Totals.....	XXX	XXX	XXX	XXX	XXX	XXX	XXX	XXX	XXX	XXX	
13. Earned Premiums (Sch P-Pt. 1)											XXX

SECTION 2

Years in Which Premiums Were Earned and Losses Were Incurred	CUMULATIVE PREMIUMS EARNED CEDED AT YEAR END (\$000 OMITTED)										11 Current Year Premiums Earned
	1	2	3	4	5	6	7	8	9	10	
	2011	2012	2013	2014	2015	2016	2017	2018	2019	2020	
1. Prior.....											
2. 2011.....											
3. 2012.....	XXX										
4. 2013.....	XXX	XXX									
5. 2014.....	XXX	XXX									
6. 2015.....	XXX	XXX									
7. 2016.....	XXX	XXX									
8. 2017.....	XXX	XXX									
9. 2018.....	XXX	XXX									
10. 2019.....	XXX	XXX	XXX	XXX	XXX	XXX	XXX	XXX			
11. 2020.....	XXX	XXX	XXX	XXX	XXX	XXX	XXX	XXX	XXX		
12. Totals.....	XXX	XXX	XXX	XXX	XXX	XXX	XXX	XXX	XXX	XXX	
13. Earned Premiums (Sch P-Pt. 1)											XXX

Schedule P - Part 6N- Reinsurance A - Nonproportional Assumed Property - Section 1
N O N E

Schedule P - Part 6N- Reinsurance A - Nonproportional Assumed Property - Section 2
N O N E

Schedule P - Part 6O - Reinsurance B - Nonproportional Liability - Section 1
N O N E

Schedule P - Part 6O - Reinsurance B - Nonproportional Assumed Liability - Section 2
N O N E

Schedule P - Part 6R - Products Liability - Occurrence - Section 1A
N O N E

Schedule P - Part 6R - Products Liability - Occurrence - Section 2A
N O N E

Schedule P - Part 6R - Products Liability - Claims-Made - Section 1B
N O N E

Schedule P - Part 6R - Products Liability - Claims-Made - Section 2B
N O N E

Schedule P - Part 7A - Section 1 - Primary Loss Sensitive Contracts
N O N E

Schedule P - Part 7A - Section 2 - Primary Loss Sensitive Contracts
N O N E

Schedule P - Part 7A - Section 3 - Primary Loss Sensitive Contracts
N O N E

Schedule P - Part 7A - Section 4 - Primary Loss Sensitive Contracts
N O N E

Schedule P - Part 7A - Section 5 - Primary Loss Sensitive Contracts
N O N E

Schedule P - Part 7B - Section 1 - Reinsurance Loss Sensitive Contracts
N O N E

Schedule P - Part 7B - Section 2 - Reinsurance Loss Sensitive Contracts
N O N E

Schedule P - Part 7B - Section 3 - Reinsurance Loss Sensitive Contracts
N O N E

Schedule P - Part 7B - Section 4 - Reinsurance Loss Sensitive Contracts
N O N E

Schedule P - Part 7B - Section 5 - Reinsurance Loss Sensitive Contracts
N O N E

Schedule P - Part 7B - Section 6 - Reinsurance Loss Sensitive Contracts
N O N E

Schedule P - Part 7B - Section 7 - Reinsurance Loss Sensitive Contracts
N O N E

SCHEDULE P INTERROGATORIES

1. The following questions relate to yet-to-be-issued Extended Reporting Endorsements (EREs) arising from Death, Disability, or Retirement (DDR) provisions in Medical Professional Liability Claims Made insurance policies. EREs provided for reasons other than DDR are not to be included.
- 1.1 Does the company issue Medical Professional Liability Claims Made insurance policies that provide tail (also known as an extended reporting endorsement, or “ERE”) benefits in the event of Death, Disability, or Retirement (DDR) at a reduced charge or at no additional cost? Yes [] No [☒]
If the answer to question 1.1 is “no”, leave the following questions blank. If the answer to question 1.1 is “yes”, please answer the following questions:
- 1.2 What is the total amount of the reserve for that provision (DDR Reserve), as reported, explicitly or not, elsewhere in this statement (in dollars)?\$
- 1.3 Does the company report any DDR reserve as Unearned Premium Reserve per SSAP #65? Yes [] No [☒]
- 1.4 Does the company report any DDR reserve as loss or loss adjustment expense reserve? Yes [] No [☒]
- 1.5 If the company reports DDR reserve as Unearned Premium Reserve, does that amount match the figure on the Underwriting and Investment Exhibit, Part 1A - Recapitulation of all Premiums (Page 7) Column 2, Lines 11.1 plus 11.2? Yes [] No [] N/A [☒]
- 1.6 If the company reports DDR reserve as loss or loss adjustment expense reserve, please complete the following table corresponding to where these reserves are reported in Schedule P:

Years in Which Premiums Were Earned and Losses Were Incurred	DDR Reserve Included in Schedule P, Part 1F, Medical Professional Liability Column 24: Total Net Losses and Expenses Unpaid	
	1 Section 1: Occurrence	2 Section 2: Claims-Made
1.601 Prior		
1.602 2011		
1.603 2012		
1.604 2013		
1.605 2014		
1.606 2015		
1.607 2016		
1.608 2017		
1.609 2018		
1.610 2019		
1.611 2020		
1.612 Totals	0	0

2. The definition of allocated loss adjustment expenses (ALAE) and, therefore, unallocated loss adjustment expenses (ULAE) was changed effective January 1, 1998. This change in definition applies to both paid and unpaid expenses. Are these expenses (now reported as “Defense and Cost Containment” and “Adjusting and Other”) reported in compliance with these definitions in this statement? Yes [☒] No []
3. The Adjusting and Other expense payments and reserves should be allocated to the years in which the losses were incurred based on the number of claims reported, closed and outstanding in those years. When allocating Adjusting and Other expense between companies in a group or a pool, the Adjusting and Other expense should be allocated in the same percentage used for the loss amounts and the claim counts. For reinsurers, Adjusting and Other expense assumed should be reported according to the reinsurance contract. For Adjusting and Other expense incurred by reinsurers, or in those situations where suitable claim count information is not available, Adjusting and Other expense should be allocated by a reasonable method determined by the company and described in Interrogatory 7, below. Are they so reported in this Statement? Yes [☒] No []
4. Do any lines in Schedule P include reserves that are reported gross of any discount to present value of future payments, and that are reported net of such discounts on Page 10? Yes [] No [☒]

If yes, proper disclosure must be made in the Notes to Financial Statements, as specified in the Instructions. Also, the discounts must be reported in Schedule P - Part 1, Columns 32 and 33. Schedule P must be completed gross of non-tabular discounting. Work papers relating to discount calculations must be available for examination upon request.
Discounting is allowed only if expressly permitted by the state insurance department to which this Annual Statement is being filed.
5. What were the net premiums in force at the end of the year for:
(in thousands of dollars)

5.1 Fidelity
5.2 Surety
6. Claim count information is reported per claim or per claimant (Indicate which).per claim.....
If not the same in all years, explain in Interrogatory 7.
- 7.1 The information provided in Schedule P will be used by many persons to estimate the adequacy of the current loss and expense reserves, among other things. Are there any especially significant events, coverage, retention or accounting changes that have occurred that must be considered when making such analyses? Yes [☒] No []
- 7.2 (An extended statement may be attached.)
Effective May 31, 2018, the Company ceded all of the medical professional liability business of remaining loss and loss adjustment expense liabilities to the Doctors Company under an Assumption Reinsurance agreement. The Company wrote other liability business in 4th quarter 2020.

SCHEDULE T - PART 2
INTERSTATE COMPACT - EXHIBIT OF PREMIUMS WRITTEN

Allocated by States and Territories

States, Etc.		Direct Business Only				
		1	2	3	4	6
		Life (Group and Individual)	Annuities (Group and Individual)	Disability Income (Group and Individual)	Long-Term Care (Group and Individual)	Totals
1.	Alabama	AL				
2.	Alaska	AK				
3.	Arizona	AZ				
4.	Arkansas	AR				
5.	California	CA				
6.	Colorado	CO				
7.	Connecticut	CT				
8.	Delaware	DE				
9.	District of Columbia	DC				
10.	Florida	FL				
11.	Georgia	GA				
12.	Hawaii	HI				
13.	Idaho	ID				
14.	Illinois	IL				
15.	Indiana	IN				
16.	Iowa	IA				
17.	Kansas	KS				
18.	Kentucky	KY				
19.	Louisiana	LA				
20.	Maine	ME				
21.	Maryland	MD				
22.	Massachusetts	MA				
23.	Michigan	MI				
24.	Minnesota	MN				
25.	Mississippi	MS				
26.	Missouri	MO				
27.	Montana	MT				
28.	Nebraska	NE				
29.	Nevada	NV				
30.	New Hampshire	NH				
31.	New Jersey	NJ				
32.	New Mexico	NM				
33.	New York	NY				
34.	North Carolina	NC				
35.	North Dakota	ND				
36.	Ohio	OH				
37.	Oklahoma	OK				
38.	Oregon	OR				
39.	Pennsylvania	PA				
40.	Rhode Island	RI				
41.	South Carolina	SC				
42.	South Dakota	SD				
43.	Tennessee	TN				
44.	Texas	TX				
45.	Utah	UT				
46.	Vermont	VT				
47.	Virginia	VA				
48.	Washington	WA				
49.	West Virginia	WV				
50.	Wisconsin	WI				
51.	Wyoming	WY				
52.	American Samoa	AS				
53.	Guam	GU				
54.	Puerto Rico	PR				
55.	U.S. Virgin Islands	VI				
56.	Northern Mariana Islands	MP				
57.	Canada	CAN				
58.	Aggregate Other Alien	OT				
59.	Total					

NONE

ANNUAL STATEMENT FOR THE YEAR 2020 OF THE Obsidian Insurance Company

SCHEDULE Y

PART 1A - DETAIL OF INSURANCE HOLDING COMPANY SYSTEM

[illegible]

Asterisk	Explanation

ANNUAL STATEMENT FOR THE YEAR 2020 OF THE Obsidian Insurance Company

SCHEDULE Y

PART 2 - SUMMARY OF INSURER'S TRANSACTIONS WITH ANY AFFILIATES

[illegible]

The Ohio Department of Insurance approved a dividend of \$58 million to the Company's parent, Obsidian Insurance Holdings, Inc. on July 10, 2020 and was subsequently transferred.

ANNUAL STATEMENT FOR THE YEAR 2020 OF THE Obsidian Insurance Company








SUPPLEMENTAL EXHIBITS AND SCHEDULES INTERROGATORIES

The following supplemental reports are required to be filed as part of your statement filing unless specifically waived by the domiciliary state. However, in the event that your domiciliary state waives the filing requirement, your response of **WAIVED** to the specific interrogatory will be accepted in lieu of filing a “NONE” report and a bar code will be printed below. If the supplement is required of your company but is not being filed for whatever reason enter **SEE EXPLANATION** and provide an explanation following the interrogatory questions.

		Responses
MARCH FILING		
1.	Will an actuarial opinion be filed by March 1?	YES
2.	Will the Supplemental Compensation Exhibit be filed with the state of domicile by March 1?	YES
3.	Will the confidential Risk-based Capital Report be filed with the NAIC by March 1?.....	YES
4.	Will the confidential Risk-based Capital Report be filed with the state of domicile, if required by March 1?	YES
APRIL FILING		
5.	Will the Insurance Expense Exhibit be filed with the state of domicile and the NAIC by April 1?	YES
6.	Will Management’s Discussion and Analysis be filed by April 1?	YES
7.	Will the Supplemental Investment Risk Interrogatories be filed by April 1?	YES
MAY FILING		
8.	Will this company be included in a combined annual statement which is filed with the NAIC by May 1?	YES
JUNE FILING		
9.	Will an audited financial report be filed by June 1?	YES
10.	Will Accountant's Letter of Qualifications be filed with the state of domicile and electronically with the NAIC by June 1?	YES
AUGUST FILING		
11.	Will the regulator-only (non-public) Communication of Internal Control Related Matters Noted in Audit be filed with the state of domicile and electronically with the NAIC (as a regulator-only non-public document) by August 1?	YES















The following supplemental reports are required to be filed as part of your annual statement filing **if your company is engaged in the type of business covered by the supplement. However, in the event that your company does not transact the type of business for which the special report must be filed, your response of NO to the specific interrogatory will be accepted in lieu of filing a “NONE” report and a bar code will be printed below.** If the supplement is required of your company but is not being filed for whatever reason enter **SEE EXPLANATION** and provide an explanation following the interrogatory questions.

MARCH FILING		
12.	Will Schedule SIS (Stockholder Information Supplement) be filed with the state of domicile by March 1?	NO
13.	Will the Financial Guaranty Insurance Exhibit be filed by March 1?.....	NO
14.	Will the Medicare Supplement Insurance Experience Exhibit be filed with the state of domicile and the NAIC by March 1?.....	NO
15.	Will Supplement A to Schedule T (Medical Professional Liability Supplement) be filed by March 1?	YES
16.	Will the Trusteed Surplus Statement be filed with the state of domicile and the NAIC by March 1?	NO
17.	Will the Premiums Attributed to Protected Cells Exhibit be filed by March 1?	NO
18.	Will the Reinsurance Summary Supplemental Filing for General Interrogatory 9 be filed with the state of domicile and the NAIC by March 1?	NO
19.	Will the Medicare Part D Coverage Supplement be filed with the state of domicile and the NAIC by March 1?.....	NO
20.	Will the confidential Actuarial Opinion Summary be filed with the state of domicile, if required, by March 15 (or the date otherwise specified)?.....	YES
21.	Will the Reinsurance Attestation Supplement be filed with the state of domicile and the NAIC by March 1?	YES
22.	Will the Exceptions to the Reinsurance Attestation Supplement be filed with the state of domicile by March 1?	NO
23.	Will the Bail Bond Supplement be filed with the state of domicile and the NAIC by March 1?	NO
24.	Will the Director and Officer Insurance Coverage Supplement be filed with the state of domicile and the NAIC by March 1?	YES
25.	Will an approval from the reporting entity’s state of domicile for relief related to the five-year rotation requirement for lead audit partner be filed electronically with the NAIC by March 1?	NO
26.	Will an approval from the reporting entity’s state of domicile for relief related to the one-year cooling off period for independent CPA be filed electronically with the NAIC by March 1?	NO
27.	Will an approval from the reporting entity’s state of domicile for relief related to the Requirements for Audit Committees be filed electronically with the NAIC by March 1?.....	NO
28.	Will the Supplemental Schedule for Reinsurance Counterparty Reporting Exception - Asbestos and Pollution Contracts be filed with the state of domicile and the NAIC by March 1?.....	NO
APRIL FILING		
29.	Will the Credit Insurance Experience Exhibit be filed with the state of domicile and the NAIC by April 1?	NO
30.	Will the Long-term Care Experience Reporting Forms be filed with the state of domicile and the NAIC by April 1?	NO
31.	Will the Accident and Health Policy Experience Exhibit be filed by April 1?	NO
32.	Will the Supplemental Health Care Exhibit (Parts 1, 2 and 3) be filed with the state of domicile and the NAIC by April 1?	NO
33.	Will the regulator only (non-public) Supplemental Health Care Exhibit’s Expense Allocation Report be filed with the state of domicile and the NAIC by April 1?	NO
34.	Will the Cybersecurity and Identity Theft Insurance Coverage Supplement be filed with the state of domicile and the NAIC by April 1?	YES
35.	Will the Life, Health & Annuity Guaranty Association Model Act Assessment Base Reconciliation Exhibit be filed with the state of domicile and the NAIC by April 1?	NO
36.	Will the Adjustments to the Life, Health & Annuity Guaranty Association Model Act Assessment Base Reconciliation Exhibit (if required) be filed with the state of domicile and the NAIC by April 1?	NO
37.	Will the Private Flood Insurance Supplement be filed with the state of domicile and the NAIC by April 1?	NO
AUGUST FILING		
38.	Will Management’s Report of Internal Control Over Financial Reporting be filed with the state of domicile by August 1?	YES
Explanations:		
12.		
13.		
14.		
16.		
17.		
18.		
19.		
22.		
23.		
25.		
26.		
27.		
28.		
29.		
30.		
31.		
32.		
33.		
35.		
36.		
37.		

Bar Codes:	
12.	SIS Stockholder Information Supplement [Document Identifier 420]
	
13.	Financial Guaranty Insurance Exhibit [Document Identifier 240]
	
14.	Medicare Supplement Insurance Experience Exhibit [Document Identifier 360]
	
16.	Trusteed Surplus Statement [Document Identifier 490]
	
17.	Premiums Attributed to Protected Cells Exhibit [Document Identifier 385]
	
18.	Reinsurance Summary Supplemental Filing [Document Identifier 401]
	
19.	Medicare Part D Coverage Supplement [Document Identifier 365]
	

ANNUAL STATEMENT FOR THE YEAR 2020 OF THE Obsidian Insurance Company

SUPPLEMENTAL EXHIBITS AND SCHEDULES INTERROGATORIES

22.	Exceptions to the Reinsurance Attestation Supplement [Document Identifier 400]	 <div>356022020400000000</div>
23.	Bail Bond Supplement [Document Identifier 500]	 <div>356022020500000000</div>
25.	Relief from the five-year rotation requirement for lead audit partner [Document Identifier 224]	 <div>356022020224000000</div>
26.	Relief from the one-year cooling off period for independent CPA [Document Identifier 225]	 <div>356022020225000000</div>
27.	Relief from the Requirements for Audit Committees [Document Identifier 226]	 <div>356022020226000000</div>
28.	Reinsurance Counterparty Reporting Exception – Asbestos and Pollution Contracts [Document Identifier 555]	 <div>356022020555000000</div>
29.	Credit Insurance Experience Exhibit [Document Identifier 230]	 <div>356022020300000000</div>
30.	Long-Term Care Experience Reporting Forms [Document Identifier 306]	 <div>356022020306000000</div>
31.	Accident and Health Policy Experience Exhibit [Document Identifier 210]	 <div>356022020210000000</div>
32.	Supplemental Health Care Exhibit (Parts 1, 2 and 3) [Document Identifier 216]	 <div>356022020216000000</div>
33.	Supplemental Health Care Exhibit's Expense Allocation Report [Document Identifier 217]	 <div>356022020217000000</div>
35.	Life, Health & Annuity Guaranty Association Model Act Assessment Base Reconciliation Exhibit [Document Identifier 290]	 <div>356022020290000000</div>
36.	Adjustments to the Life, Health & Annuity Guaranty Association Model Act Assessment Base Reconciliation Exhibit [Document Identifier 300]	 <div>356022020300000000</div>
37.	Private Flood Insurance Supplement [Document Identifier 560]	 <div>356022020560000000</div>

OVERFLOW PAGE FOR WRITE-INS



Designate the type of health care providers reported on this page:
Physicians, including surgeons and osteopaths

SUPPLEMENT "A" TO SCHEDULE T
EXHIBIT OF MEDICAL PROFESSIONAL LIABILITY PREMIUMS WRITTEN
ALLOCATED BY STATES AND TERRITORIES

		1	2	Direct Losses Paid		5	Direct Losses Unpaid		8
				3	4		6	7	
States, etc.		Direct Premiums Written	Direct Premiums Earned	Amount	Number of Claims	Direct Losses Incurred	Amount Reported	Number of Claims	Direct Losses Incurred But Not Reported
1.	Alabama.....AL								
2.	Alaska.....AK								
3.	Arizona.....AZ								
4.	Arkansas.....AR								
5.	California.....CA								
6.	Colorado.....CO								
7.	Connecticut.....CT								
8.	Delaware.....DE								
9.	District of Columbia.....DC								
10.	Florida.....FL								
11.	Georgia.....GA								
12.	Hawaii.....HI								
13.	Idaho.....ID								
14.	Illinois.....IL								
15.	Indiana.....IN					(704)	0	2	3,859,384
16.	Iowa.....IA								
17.	Kansas.....KS								
18.	Kentucky.....KY								
19.	Louisiana.....LA								
20.	Maine.....ME								
21.	Maryland.....MD								
22.	Massachusetts.....MA								
23.	Michigan.....MI								
24.	Minnesota.....MN								
25.	Mississippi.....MS								
26.	Missouri.....MO								
27.	Montana.....MT								
28.	Nebraska.....NE								
29.	Nevada.....NV								
30.	New Hampshire.....NH								
31.	New Jersey.....NJ								
32.	New Mexico.....NM								
33.	New York.....NY								
34.	North Carolina.....NC								
35.	North Dakota.....ND								
36.	Ohio.....OH					704	12,475,000	4	413,864
37.	Oklahoma.....OK								
38.	Oregon.....OR								
39.	Pennsylvania.....PA								
40.	Rhode Island.....RI								
41.	South Carolina.....SC								
42.	South Dakota.....SD								
43.	Tennessee.....TN								
44.	Texas.....TX								
45.	Utah.....UT								
46.	Vermont.....VT								
47.	Virginia.....VA								
48.	Washington.....WA								
49.	West Virginia.....WV								
50.	Wisconsin.....WI								
51.	Wyoming.....WY								
52.	American Samoa.....AS								
53.	Guam.....GU								
54.	Puerto Rico.....PR								
55.	U.S. Virgin Islands.....VI								
56.	Northern Mariana Islands.....MP								
57.	Canada.....CAN								
58.	Aggregate other alien.....OT	0	0	0	0	0	0	0	0
59.	Total	0	0	0	0	0	12,475,000	6	4,273,248
DETAILS OF WRITE-INS									
58001.									
58002.									
58003.									
58998.	Summary of remaining write-ins for Line 58 from overflow page	0	0	0	0	0	0	0	0
58999.	Totals (Lines 58001 thru 58003 plus 58998)(Line 58 above)	0	0	0	0	0	0	0	0



Designate the type of health care
providers reported on this page:
Hospitals

SUPPLEMENT "A" TO SCHEDULE T
EXHIBIT OF MEDICAL PROFESSIONAL LIABILITY PREMIUMS WRITTEN
ALLOCATED BY STATES AND TERRITORIES

States, etc.	1 Direct Premiums Written	2 Direct Premiums Earned	Direct Losses Paid		5 Direct Losses Incurred	Direct Losses Unpaid		8 Direct Losses Incurred But Not Reported
			3 Amount	4 Number of Claims		6 Amount Reported	7 Number of Claims	
1. Alabama.....AL								
2. Alaska.....AK								
3. Arizona.....AZ								
4. Arkansas.....AR								
5. California.....CA								
6. Colorado.....CO								
7. Connecticut.....CT								
8. Delaware.....DE								
9. District of Columbia.....DC								
10. Florida.....FL								
11. Georgia.....GA								
12. Hawaii.....HI								
13. Idaho.....ID								
14. Illinois.....IL								
15. Indiana.....IN								
16. Iowa.....IA								
17. Kansas.....KS								
18. Kentucky.....KY								
19. Louisiana.....LA								
20. Maine.....ME								
21. Maryland.....MD					2,840	5,005,000	2	(5,000,000)
22. Massachusetts.....MA								
23. Michigan.....MI								
24. Minnesota.....MN								
25. Mississippi.....MS								
26. Missouri.....MO								
27. Montana.....MT								
28. Nebraska.....NE								
29. Nevada.....NV								
30. New Hampshire.....NH								
31. New Jersey.....NJ								
32. New Mexico.....NM								
33. New York.....NY								
34. North Carolina.....NC								
35. North Dakota.....ND								
36. Ohio.....OH					(2,840)	2,230,000	4	126,874
37. Oklahoma.....OK								
38. Oregon.....OR								
39. Pennsylvania.....PA								
40. Rhode Island.....RI								
41. South Carolina.....SC								
42. South Dakota.....SD								
43. Tennessee.....TN								
44. Texas.....TX								
45. Utah.....UT								
46. Vermont.....VT								
47. Virginia.....VA								
48. Washington.....WA								
49. West Virginia.....WV								
50. Wisconsin.....WI								
51. Wyoming.....WY								
52. American Samoa.....AS								
53. Guam.....GU								
54. Puerto Rico.....PR								
55. U.S. Virgin Islands.....VI								
56. Northern Mariana Islands.....MP								
57. Canada.....CAN								
58. Aggregate other alien.....OT	0	0	0	0	0	0	0	0
59. Total	0	0	0	0	0	7,235,000	6	(4,873,126)
DETAILS OF WRITE-INS								
58001.								
58002.								
58003.								
58998. Summary of remaining write-ins for Line 58 from overflow page.....	0	0	0	0	0	0	0	0
58999. Totals (Lines 58001 thru 58003 plus 58998)(Line 58 above)	0	0	0	0	0	0	0	0



SUPPLEMENT FOR THE YEAR 2020 OF THE Obsidian Insurance Company

DIRECTOR AND OFFICER INSURANCE COVERAGE SUPPLEMENT

For The Year Ended December 31, 2020
(To Be Filed by March 1)

NAIC Group Code4982NAIC Company Code35602

Company NameObsidian Insurance Company

If the reporting entity writes any director and officer (D&O) business, please provide the following:

1. Monoline Policies

Direct Premiums		Direct Losses		Direct Defense and Cost Containment		Percentage of In Force Policies	
1 Written	2 Earned	3 Paid	4 Incurred	5 Paid	6 Incurred	7 Claims Made	8 Occurrence
\$ 21,586	\$ 59	\$ 0	\$ 21	\$ 0	\$ 9	100.0 %	0.0 %

2. Commercial Multiple Peril (CMP) Packaged Policies

2.1 Does the reporting entity provide D&O liability coverage as part of a CMP packaged policy? Yes [] No [X]

2.2 Can the direct premium earned for D&O liability coverage provided as part of a CMP packaged policy be quantified or estimated? Yes [] No [X]

2.3 If the answer to question 2.2 is yes, provide the quantified or estimated direct premium earned amount for D&O liability coverage in CMP packaged policies

2.31 Amount quantified:\$

2.32 Amount estimated using reasonable assumptions:\$

2.4 If the answer to question 2.1 is yes, please provide the following:

Direct Losses		Direct Defense and Cost Containment		Percentage of In Force Policies	
1 Paid	2 Paid + Change in Case Reserves	3 Paid	4 Paid + Change in Case Reserves	5 Claims Made	6 Occurrence
\$	\$	\$	\$	%	%