



ANNUAL STATEMENT

For the Year Ended December 31, 2020

of the Condition and Affairs of the

GREAT AMERICAN SECURITY INSURANCE COMPANY

NAIC Group Code..... 0084, 0084
(Current Period) (Prior Period)

NAIC Company Code..... 31135

Employer's ID Number..... 31-1209419

Organized under the Laws of OH

State of Domicile or Port of Entry OH

Country of Domicile US

Incorporated/Organized..... July 1, 1987

Commenced Business..... January 1, 1988

Statutory Home Office 301 E Fourth Street .. Cincinnati .. OH .. US .. 45202
(Street and Number) (City or Town, State, Country and Zip Code)

Main Administrative Office 301 E Fourth Street .. Cincinnati .. OH .. US .. 45202
(Street and Number) (City or Town, State, Country and Zip Code)

513-369-5000
(Area Code) (Telephone Number)

Mail Address 301 E Fourth Street .. Cincinnati .. OH .. US .. 45202
(Street and Number or P. O. Box) (City or Town, State, Country and Zip Code)

Primary Location of Books and Records	301 E Fourth Street .. Cincinnati .. OH .. US .. 45202 (Street and Number) (City or Town, State, Country and Zip Code)
---------------------------------------	---

513-369-5000
(Area Code) (Telephone Number)

Internet Web Site Address www.greatamericaninsurancegroup.com

Statutory Statement Contact	Robert James Schwartz (Name)
-----------------------------	---------------------------------

513-369-5092
(Area Code) (Telephone Number) (Extension)

BSchwartz@gaig.com
(E-Mail Address)

513-369-5830
(Fax Number)

OFFICERS

Name	Title
1. Gary John Gruber	President
3. Robert James Schwartz	Vice President & Controller

Name	Title
2. Matthew David Felvus #	Secretary
4. Lisa Ann Hays	Vice President & Actuary

OTHER

Ronald James Brichler	Executive Vice President
Michael Eugene Sullivan Jr.	Executive Vice President
Sue Ann Erhart	Senior Vice President & General Counsel

Anthony Joseph Mercurio
David Lawrence Thompson Jr.
Aaron Beasy Latto

Executive Vice President
Executive Vice President
Senior Vice President

James Louis Muething	Senior Vice President
Bruce Robert Smith Jr.	Senior Vice President
Annette Denise Gardner	Vice President & Assistant Treasurer
Magdalena Franziska Kulik Grossman #	Chief Compliance Officer

Carol Prevatt Sipe #
David John Witzgall
John William Tholen
Stephen Charles Beraha

Senior Vice President
Senior Vice President, CFO & Treasurer
Vice President
Assistant Vice President & Assistant
Secretary
Assistant Treasurer

Howard Kim Baird Assistant Treasurer

Robert Jude Zbacnik


DIRECTORS OR TRUSTEES

Ronald James Brichler
David Lawrence Thompson Jr.


Michael Eugene Sullivan Jr.

State of..... Ohio
County of..... Hamilton


The officers of this reporting entity being duly sworn, each depose and say that they are the described officers of said reporting entity, and that on the reporting period stated above, all of the herein described assets were the absolute property of the said reporting entity, free and clear from any liens or claims thereon, except as herein stated, and that this statement, together with related exhibits, schedules and explanations therein contained, annexed or referred to, is a full and true statement of all the assets and liabilities and of the condition and affairs of the said reporting entity as of the reporting period stated above, and of its income and deductions therefrom for the period ended, and have been completed in accordance with the NAIC *Annual Statement Instructions and Accounting Practices and Procedures* manual except to the extent that: (1) state law may differ; or, (2) that state rules or regulations require differences in reporting not related to accounting practices and procedures, according to the best of their information, knowledge and belief, respectively. Furthermore, the scope of this attestation by the described officers also includes the related corresponding electronic filing with the NAIC, when required, that is an exact copy (except for formatting differences due to electronic filing) of the enclosed statement. The electronic filing may be requested by various regulators in lieu of or in addition to the enclosed statement.



(Signature)
Gary John Gruber
President
(Title)


(Signature)
Matthew David Felvus
Secretary
(Title)


(Signature)
Robert James Schwartz
Vice President & Controller
(Title)

Subscribed and sworn to before me
This 11th day of February, 2021


Notary Public, State of Ohio
My Commission Expires November 8, 2021



a. Is this an original filing? Yes ☒ No ☐

b. If no

1. State the amendment number _____

2. Date filed _____

3. Number of pages attached _____

EXHIBIT OF PREMIUMS AND LOSSES (Statutory Page 14)



NAIC Group Code.....0084 NAIC Company Code....31135

BUSINESS IN THE STATE OF ALASKA DURING THE YEAR

Line of Business	Gross Premiums, Including Policy and Membership Fees, Less Return Premiums and Premiums on Policies not Taken		3 Dividends Paid or Credited to Policyholders on Direct Business	4 Direct Unearned Premium Reserves	5 Direct Losses Paid (deducting salvage)	6 Direct Losses Incurred	7 Direct Losses Unpaid	8 Direct Defense and Cost Containment Expense Paid	9 Direct Defense and Cost Containment Expense Incurred	10 Direct Defense and Cost Containment Expense Unpaid	11 Commissions and Brokerage Expenses	12 Taxes, Licenses and Fees
	1 Direct Premiums Written	2 Direct Premiums Earned										
1. Fire.....	0	0	0	0	0	0	0	0	0	0	0	61
2.1 Allied lines.....	0	0	0	0	0	0	0	0	0	0	0	93
2.2 Multiple peril crop.....	0	0	0	0	0	0	0	0	0	0	0	0
2.3 Federal flood.....	0	0	0	0	0	0	0	0	0	0	0	0
2.4 Private crop.....	0	0	0	0	0	0	0	0	0	0	0	19
2.5 Private flood.....	0	0	0	0	0	0	0	0	0	0	0	0
3. Farmowners multiple peril.....	0	0	0	0	0	0	0	0	0	0	0	11
4. Homeowners multiple peril.....	0	0	0	0	0	0	0	0	0	0	0	0
5.1 Commercial multiple peril (non-liability portion).....	0	0	0	0	0	0	0	0	0	0	0	178
5.2 Commercial multiple peril (liability portion).....	0	0	0	0	0	0	0	0	0	0	0	130
6. Mortgage guaranty.....	0	0	0	0	0	0	0	0	0	0	0	0
8. Ocean marine.....	0	0	0	0	0	0	0	0	0	0	0	19
9. Inland marine.....	0	0	0	0	0	0	0	0	0	0	0	233
10. Financial guaranty.....	0	0	0	0	0	0	0	0	0	0	0	0
11. Medical professional liability.....	0	0	0	0	0	0	0	0	0	0	0	3
12. Earthquake.....	0	0	0	0	0	0	0	0	0	0	0	48
13. Group accident and health (b).....	0	0	0	0	0	0	0	0	0	0	0	0
14. Credit A&H (group and individual).....	0	0	0	0	0	0	0	0	0	0	0	0
15.1 Collectively renewable A&H (b).....	0	0	0	0	0	0	0	0	0	0	0	0
15.2 Non-cancelable A&H (b).....	0	0	0	0	0	0	0	0	0	0	0	0
15.3 Guaranteed renewable A&H (b).....	0	0	0	0	0	0	0	0	0	0	0	0
15.4 Non-renewable for stated reasons only (b).....	0	0	0	0	0	0	0	0	0	0	0	0
15.5 Other accident only.....	0	0	0	0	0	0	0	0	0	0	0	0
15.6 Medicare Title XVIII exempt from state taxes or fees.....	0	0	0	0	0	0	0	0	0	0	0	0
15.7 All other A&H (b).....	0	0	0	0	0	0	0	0	0	0	0	0
15.8 Federal employees health benefits plan premium.....	0	0	0	0	0	0	0	0	0	0	0	0
16. Workers' compensation.....	0	0	0	0	0	0	0	0	0	0	0	103
17.1 Other liability-occurrence.....	0	0	0	0	0	0	0	0	0	0	0	178
17.2 Other liability-claims-made.....	0	0	0	0	0	0	0	0	0	0	0	114
17.3 Excess workers' compensation.....	0	0	0	0	0	0	0	0	0	0	0	3
18. Products liability.....	0	0	0	0	0	0	0	0	0	0	0	66
19.1 Private passenger auto no-fault (personal injury protection).....	0	0	0	0	0	0	0	0	0	0	0	0
19.2 Other private passenger auto liability.....	0	0	0	0	0	0	0	0	0	0	0	0
19.3 Commercial auto no-fault (personal injury protection).....	0	0	0	0	0	0	0	0	0	0	0	0
19.4 Other commercial auto liability.....	0	0	0	0	0	0	0	0	0	0	0	245
21.1 Private passenger auto physical damage.....	0	0	0	0	0	0	0	0	0	0	0	0
21.2 Commercial auto physical damage.....	0	0	0	0	0	0	0	0	0	0	0	337
22. Aircraft (all perils).....	0	0	0	0	0	0	0	0	0	0	0	3
23. Fidelity.....	0	0	0	0	0	0	0	0	0	0	0	172
24. Surety.....	0	0	0	0	0	0	0	0	0	0	0	85
26. Burglary and theft.....	0	0	0	0	0	0	0	0	0	0	0	109
27. Boiler and machinery.....	0	0	0	0	0	0	0	0	0	0	0	125
28. Credit.....	0	0	0	0	0	0	0	0	0	0	0	16
29. International.....	0	0	0	0	0	0	0	0	0	0	0	0
30. Warranty.....	0	0	0	0	0	0	0	0	0	0	0	5
34. Aggregate write-ins for other lines of business.....	0	0	0	0	0	0	0	0	0	0	0	8
35. TOTALS (a).....	0	0	0	0	0	0	0	0	0	0	0	2,360
DETAILS OF WRITE-INS												
3401. Collateral protection.....	0	0	0	0	0	0	0	0	0	0	0	8
3402. Supplemental unemployment.....	0	0	0	0	0	0	0	0	0	0	0	0
3403. Patent risk.....	0	0	0	0	0	0	0	0	0	0	0	0
3498. Summary of remaining write-ins for Line 34 from overflow page.....	0	0	0	0	0	0	0	0	0	0	0	0
3499. TOTALS (Lines 3401 through 3403 plus 3498) (Line 34 above).....	0	0	0	0	0	0	0	0	0	0	0	8

(a) Finance and service charges not included in Lines 1 to 35 \$.....0.
(b) For health business on indicated lines report: Number of persons insured under PPO managed care products.....0 and number of persons insured under indemnity only products.....0.

EXHIBIT OF PREMIUMS AND LOSSES (Statutory Page 14)



NAIC Group Code.....0084 NAIC Company Code....31135

BUSINESS IN THE STATE OF ALABAMA DURING THE YEAR

19

Line of Business	Gross Premiums, Including Policy and Membership Fees, Less Return Premiums and Premiums on Policies not Taken		3 Dividends Paid or Credited to Policyholders on Direct Business	4 Direct Unearned Premium Reserves	5 Direct Losses Paid (deducting salvage)	6 Direct Losses Incurred	7 Direct Losses Unpaid	8 Direct Defense and Cost Containment Expense Paid	9 Direct Defense and Cost Containment Expense Incurred	10 Direct Defense and Cost Containment Expense Unpaid	11 Commissions and Brokerage Expenses	12 Taxes, Licenses and Fees
	1 Direct Premiums Written	2 Direct Premiums Earned										
1. Fire.....	0	0	0	0	0	0	0	0	0	0	0	4
2.1 Allied lines.....	0	0	0	0	0	0	0	0	0	0	0	3
2.2 Multiple peril crop.....	0	0	0	0	0	0	0	0	0	0	0	0
2.3 Federal flood.....	0	0	0	0	0	0	0	0	0	0	0	0
2.4 Private crop.....	0	0	0	0	0	0	0	0	0	0	0	0
2.5 Private flood.....	0	0	0	0	0	0	0	0	0	0	0	0
3. Farmowners multiple peril.....	0	0	0	0	0	0	0	0	0	0	0	0
4. Homeowners multiple peril.....	0	0	0	0	0	0	0	0	0	0	0	0
5.1 Commercial multiple peril (non-liability portion).....	0	0	0	0	0	0	0	0	0	0	0	21
5.2 Commercial multiple peril (liability portion).....	0	0	0	0	0	0	0	0	0	0	0	24
6. Mortgage guaranty.....	0	0	0	0	0	0	0	0	0	0	0	0
8. Ocean marine.....	0	0	0	0	0	0	0	0	0	0	0	0
9. Inland marine.....	0	0	0	0	0	0	0	0	0	0	0	31
10. Financial guaranty.....	0	0	0	0	0	0	0	0	0	0	0	0
11. Medical professional liability.....	0	0	0	0	0	0	0	0	0	0	0	0
12. Earthquake.....	0	0	0	0	0	0	0	0	0	0	0	2
13. Group accident and health (b).....	0	0	0	0	0	0	0	0	0	0	0	0
14. Credit A&H (group and individual).....	0	0	0	0	0	0	0	0	0	0	0	0
15.1 Collectively renewable A&H (b).....	0	0	0	0	0	0	0	0	0	0	0	0
15.2 Non-cancelable A&H (b).....	0	0	0	0	0	0	0	0	0	0	0	0
15.3 Guaranteed renewable A&H (b).....	0	0	0	0	0	0	0	0	0	0	0	0
15.4 Non-renewable for stated reasons only (b).....	0	0	0	0	0	0	0	0	0	0	0	0
15.5 Other accident only.....	0	0	0	0	0	0	0	0	0	0	0	0
15.6 Medicare Title XVIII exempt from state taxes or fees.....	0	0	0	0	0	0	0	0	0	0	0	0
15.7 All other A&H (b).....	0	0	0	0	0	0	0	0	0	0	0	0
15.8 Federal employees health benefits plan premium.....	0	0	0	0	0	0	0	0	0	0	0	0
16. Workers' compensation.....	0	0	0	0	0	0	0	0	0	0	0	259
17.1 Other liability-occurrence.....	25,500	4,331	0	21,169	0	2,598	2,598	0	180	180	(0)	1,545
17.2 Other liability-claims-made.....	799,833	297,614	0	640,342	0	79,165	104,364	0	32,619	43,375	247,948	47,331
17.3 Excess workers' compensation.....	0	0	0	0	0	0	0	0	0	0	0	0
18. Products liability.....	0	0	0	0	0	0	0	0	0	0	0	171
19.1 Private passenger auto no-fault (personal injury protection).....	0	0	0	0	0	0	0	0	0	0	0	0
19.2 Other private passenger auto liability.....	0	0	0	0	0	0	0	0	0	0	0	0
19.3 Commercial auto no-fault (personal injury protection).....	0	0	0	0	0	0	0	0	0	0	0	0
19.4 Other commercial auto liability.....	0	0	0	0	0	0	0	0	0	0	0	26
21.1 Private passenger auto physical damage.....	0	0	0	0	0	0	0	0	0	0	0	0
21.2 Commercial auto physical damage.....	0	0	0	0	0	0	0	0	0	0	0	38
22. Aircraft (all perils).....	0	0	0	0	0	0	0	0	0	0	0	0
23. Fidelity.....	0	0	0	0	0	0	0	0	0	0	0	48
24. Surety.....	0	0	0	0	0	0	0	0	0	0	0	0
26. Burglary and theft.....	0	0	0	0	0	0	0	0	0	0	0	48
27. Boiler and machinery.....	0	0	0	0	0	0	0	0	0	0	0	12
28. Credit.....	0	0	0	0	0	0	0	0	0	0	0	7
29. International.....	0	0	0	0	0	0	0	0	0	0	0	0
30. Warranty.....	0	0	0	0	0	0	0	0	0	0	0	28
34. Aggregate write-ins for other lines of business.....	0	0	0	0	0	0	0	0	0	0	0	57
35. TOTALS (a).....	825,333	301,946	0	661,510	0	81,763	106,962	0	32,799	43,554	247,948	49,654

DETAILS OF WRITE-INS

3401. Collateral protection.....	0	0	0	0	0	0	0	0	0	0	0	57
3402. Supplemental unemployment.....	0	0	0	0	0	0	0	0	0	0	0	0
3403. Patent risk.....	0	0	0	0	0	0	0	0	0	0	0	0
3498. Summary of remaining write-ins for Line 34 from overflow page.....	0	0	0	0	0	0	0	0	0	0	0	0
3499. TOTALS (Lines 3401 through 3403 plus 3498) (Line 34 above).....	0	0	0	0	0	0	0	0	0	0	0	57

(a) Finance and service charges not included in Lines 1 to 35 \$.....0.

(b) For health business on indicated lines report: Number of persons insured under PPO managed care products.....0 and number of persons insured under indemnity only products.....0.

EXHIBIT OF PREMIUMS AND LOSSES (Statutory Page 14)



NAIC Group Code.....0084 NAIC Company Code....31135

BUSINESS IN THE STATE OF ARKANSAS DURING THE YEAR

19

Line of Business	Gross Premiums, Including Policy and Membership Fees, Less Return Premiums and Premiums on Policies not Taken		3 Dividends Paid or Credited to Policyholders on Direct Business	4 Direct Unearned Premium Reserves	5 Direct Losses Paid (deducting salvage)	6 Direct Losses Incurred	7 Direct Losses Unpaid	8 Direct Defense and Cost Containment Expense Paid	9 Direct Defense and Cost Containment Expense Incurred	10 Direct Defense and Cost Containment Expense Unpaid	11 Commissions and Brokerage Expenses	12 Taxes, Licenses and Fees
	1 Direct Premiums Written	2 Direct Premiums Earned										
1. Fire.....	0	0	0	0	0	0	0	0	0	0	0	51
2.1 Allied lines.....	0	0	0	0	0	0	0	0	0	0	0	69
2.2 Multiple peril crop.....	0	0	0	0	0	0	0	0	0	0	0	0
2.3 Federal flood.....	0	0	0	0	0	0	0	0	0	0	0	0
2.4 Private crop.....	0	0	0	0	0	0	0	0	0	0	0	11
2.5 Private flood.....	0	0	0	0	0	0	0	0	0	0	0	0
3. Farmowners multiple peril.....	0	0	0	0	0	0	0	0	0	0	0	6
4. Homeowners multiple peril.....	0	0	0	0	0	0	0	0	0	0	0	0
5.1 Commercial multiple peril (non-liability portion).....	0	0	0	0	0	0	0	0	0	0	0	125
5.2 Commercial multiple peril (liability portion).....	0	0	0	0	0	0	0	0	0	0	0	94
6. Mortgage guaranty.....	0	0	0	0	0	0	0	0	0	0	0	0
8. Ocean marine.....	0	0	0	0	0	0	0	0	0	0	0	11
9. Inland marine.....	0	0	0	0	0	0	0	0	0	0	0	161
10. Financial guaranty.....	0	0	0	0	0	0	0	0	0	0	0	0
11. Medical professional liability.....	0	0	0	0	0	0	0	0	0	0	0	2
12. Earthquake.....	0	0	0	0	0	0	0	0	0	0	0	35
13. Group accident and health (b).....	0	0	0	0	0	0	0	0	0	0	0	21
14. Credit A&H (group and individual).....	0	0	0	0	0	0	0	0	0	0	0	0
15.1 Collectively renewable A&H (b).....	0	0	0	0	0	0	0	0	0	0	0	0
15.2 Non-cancelable A&H (b).....	0	0	0	0	0	0	0	0	0	0	0	0
15.3 Guaranteed renewable A&H (b).....	0	0	0	0	0	0	0	0	0	0	0	0
15.4 Non-renewable for stated reasons only (b).....	0	0	0	0	0	0	0	0	0	0	0	0
15.5 Other accident only.....	0	0	0	0	0	0	0	0	0	0	0	0
15.6 Medicare Title XVIII exempt from state taxes or fees.....	0	0	0	0	0	0	0	0	0	0	0	0
15.7 All other A&H (b).....	0	0	0	0	0	0	0	0	0	0	0	0
15.8 Federal employees health benefits plan premium.....	0	0	0	0	0	0	0	0	0	0	0	0
16. Workers' compensation.....	0	0	0	0	0	0	0	0	0	0	0	63
17.1 Other liability-occurrence.....	585,490	107,655	0	477,835	0	50,366	50,366	0	3,412	3,412	(0)	15,753
17.2 Other liability-claims-made.....	455,038	201,179	0	382,662	0	53,646	61,039	0	22,880	26,036	141,062	3,214
17.3 Excess workers' compensation.....	0	0	0	0	0	0	0	0	0	0	0	2
18. Products liability.....	0	0	0	0	0	0	0	0	0	0	0	278
19.1 Private passenger auto no-fault (personal injury protection).....	0	0	0	0	0	0	0	0	0	0	0	0
19.2 Other private passenger auto liability.....	0	0	0	0	0	0	0	0	0	0	0	0
19.3 Commercial auto no-fault (personal injury protection).....	0	0	0	0	0	0	0	0	0	0	0	100
19.4 Other commercial auto liability.....	0	0	0	0	0	0	0	0	0	0	0	206
21.1 Private passenger auto physical damage.....	0	0	0	0	0	0	0	0	0	0	0	0
21.2 Commercial auto physical damage.....	0	0	0	0	0	0	0	0	0	0	0	269
22. Aircraft (all perils).....	0	0	0	0	0	0	0	0	0	0	0	2
23. Fidelity.....	0	0	0	0	0	0	0	0	0	0	0	118
24. Surety.....	0	0	0	0	0	0	0	0	0	0	0	122
26. Burglary and theft.....	0	0	0	0	0	0	0	0	0	0	0	82
27. Boiler and machinery.....	0	0	0	0	0	0	0	0	0	0	0	91
28. Credit.....	0	0	0	0	0	0	0	0	0	0	0	28
29. International.....	0	0	0	0	0	0	0	0	0	0	0	0
30. Warranty.....	0	0	0	0	0	0	0	0	0	0	0	3
34. Aggregate write-ins for other lines of business.....	0	0	0	0	0	0	0	0	0	0	0	152
35. TOTALS (a).....	1,040,528	308,834	0	860,497	0	104,011	111,404	0	26,292	29,448	141,062	21,067

DETAILS OF WRITE-INS

3401. Collateral protection.....	0	0	0	0	0	0	0	0	0	0	0	152
3402. Supplemental unemployment.....	0	0	0	0	0	0	0	0	0	0	0	0
3403. Patent risk.....	0	0	0	0	0	0	0	0	0	0	0	0
3498. Summary of remaining write-ins for Line 34 from overflow page.....	0	0	0	0	0	0	0	0	0	0	0	0
3499. TOTALS (Lines 3401 through 3403 plus 3498) (Line 34 above).....	0	0	0	0	0	0	0	0	0	0	0	152

(a) Finance and service charges not included in Lines 1 to 35 \$.....0.

(b) For health business on indicated lines report: Number of persons insured under PPO managed care products.....0 and number of persons insured under indemnity only products.....0.

EXHIBIT OF PREMIUMS AND LOSSES (Statutory Page 14)



NAIC Group Code.....0084 NAIC Company Code....31135

BUSINESS IN THE STATE OF ARIZONA DURING THE YEAR

Line of Business	Gross Premiums, Including Policy and Membership Fees, Less Return Premiums and Premiums on Policies not Taken		3 Dividends Paid or Credited to Policyholders on Direct Business	4 Direct Unearned Premium Reserves	5 Direct Losses Paid (deducting salvage)	6 Direct Losses Incurred	7 Direct Losses Unpaid	8 Direct Defense and Cost Containment Expense Paid	9 Direct Defense and Cost Containment Expense Incurred	10 Direct Defense and Cost Containment Expense Unpaid	11 Commissions and Brokerage Expenses	12 Taxes, Licenses and Fees
	1 Direct Premiums Written	2 Direct Premiums Earned										
1. Fire.....	0	0	0	0	0	0	0	0	0	0	0	0
2.1 Allied lines.....	0	0	0	0	0	0	0	0	0	0	0	0
2.2 Multiple peril crop.....	0	0	0	0	0	0	0	0	0	0	0	0
2.3 Federal flood.....	0	0	0	0	0	0	0	0	0	0	0	0
2.4 Private crop.....	0	0	0	0	0	0	0	0	0	0	0	0
2.5 Private flood.....	0	0	0	0	0	0	0	0	0	0	0	0
3. Farmowners multiple peril.....	0	0	0	0	0	0	0	0	0	0	0	0
4. Homeowners multiple peril.....	0	0	0	0	0	0	0	0	0	0	0	0
5.1 Commercial multiple peril (non-liability portion).....	0	0	0	0	0	0	0	0	0	0	0	0
5.2 Commercial multiple peril (liability portion).....	0	0	0	0	0	0	0	0	0	0	0	0
6. Mortgage guaranty.....	0	0	0	0	0	0	0	0	0	0	0	0
8. Ocean marine.....	0	0	0	0	0	0	0	0	0	0	0	0
9. Inland marine.....	0	0	0	0	0	0	0	0	0	0	0	0
10. Financial guaranty.....	0	0	0	0	0	0	0	0	0	0	0	0
11. Medical professional liability.....	0	0	0	0	0	0	0	0	0	0	0	0
12. Earthquake.....	0	0	0	0	0	0	0	0	0	0	0	0
13. Group accident and health (b).....	0	0	0	0	0	0	0	0	0	0	0	0
14. Credit A&H (group and individual).....	0	0	0	0	0	0	0	0	0	0	0	0
15.1 Collectively renewable A&H (b).....	0	0	0	0	0	0	0	0	0	0	0	0
15.2 Non-cancelable A&H (b).....	0	0	0	0	0	0	0	0	0	0	0	0
15.3 Guaranteed renewable A&H (b).....	0	0	0	0	0	0	0	0	0	0	0	0
15.4 Non-renewable for stated reasons only (b).....	0	0	0	0	0	0	0	0	0	0	0	0
15.5 Other accident only.....	0	0	0	0	0	0	0	0	0	0	0	0
15.6 Medicare Title XVIII exempt from state taxes or fees.....	0	0	0	0	0	0	0	0	0	0	0	0
15.7 All other A&H (b).....	0	0	0	0	0	0	0	0	0	0	0	0
15.8 Federal employees health benefits plan premium.....	0	0	0	0	0	0	0	0	0	0	0	0
16. Workers' compensation.....	0	0	0	0	0	0	0	0	0	0	0	0
17.1 Other liability-occurrence.....	506,250	185,137	0	321,113	0	89,741	89,741	0	5,927	5,927	(1)	18,563
17.2 Other liability-claims-made.....	103,093	51,088	0	69,823	0	11,857	13,406	0	3,828	4,489	31,959	5,965
17.3 Excess workers' compensation.....	0	0	0	0	0	0	0	0	0	0	0	0
18. Products liability.....	0	0	0	0	0	0	0	0	0	0	0	0
19.1 Private passenger auto no-fault (personal injury protection).....	0	0	0	0	0	0	0	0	0	0	0	0
19.2 Other private passenger auto liability.....	0	0	0	0	0	0	0	0	0	0	0	0
19.3 Commercial auto no-fault (personal injury protection).....	0	0	0	0	0	0	0	0	0	0	0	0
19.4 Other commercial auto liability.....	0	0	0	0	0	0	0	0	0	0	0	0
21.1 Private passenger auto physical damage.....	0	0	0	0	0	0	0	0	0	0	0	0
21.2 Commercial auto physical damage.....	0	0	0	0	0	0	0	0	0	0	0	0
22. Aircraft (all perils).....	0	0	0	0	0	0	0	0	0	0	0	0
23. Fidelity.....	0	0	0	0	0	0	0	0	0	0	0	0
24. Surety.....	0	0	0	0	0	0	0	0	0	0	0	0
26. Burglary and theft.....	0	0	0	0	0	0	0	0	0	0	0	0
27. Boiler and machinery.....	0	0	0	0	0	0	0	0	0	0	0	0
28. Credit.....	0	0	0	0	0	0	0	0	0	0	0	0
29. International.....	0	0	0	0	0	0	0	0	0	0	0	0
30. Warranty.....	0	0	0	0	0	0	0	0	0	0	0	0
34. Aggregate write-ins for other lines of business.....	0	0	0	0	0	0	0	0	0	0	0	0
35. TOTALS (a).....	609,343	236,225	0	390,936	0	101,598	103,147	0	9,755	10,416	31,958	24,527
DETAILS OF WRITE-INS												
3401. Collateral protection.....	0	0	0	0	0	0	0	0	0	0	0	0
3402. Supplemental unemployment.....	0	0	0	0	0	0	0	0	0	0	0	0
3403. Patent risk.....	0	0	0	0	0	0	0	0	0	0	0	0
3498. Summary of remaining write-ins for Line 34 from overflow page.....	0	0	0	0	0	0	0	0	0	0	0	0
3499. TOTALS (Lines 3401 through 3403 plus 3498) (Line 34 above).....	0	0	0	0	0	0	0	0	0	0	0	0

(a) Finance and service charges not included in Lines 1 to 35 \$.....0.
(b) For health business on indicated lines report: Number of persons insured under PPO managed care products.....0 and number of persons insured under indemnity only products.....0.

EXHIBIT OF PREMIUMS AND LOSSES (Statutory Page 14)



NAIC Group Code.....0084 NAIC Company Code....31135 BUSINESS IN THE STATE OF CALIFORNIA DURING THE YEAR

Line of Business	Gross Premiums, Including Policy and Membership Fees, Less Return Premiums and Premiums on Policies not Taken		3 Dividends Paid or Credited to Policyholders on Direct Business	4 Direct Unearned Premium Reserves	5 Direct Losses Paid (deducting salvage)	6 Direct Losses Incurred	7 Direct Losses Unpaid	8 Direct Defense and Cost Containment Expense Paid	9 Direct Defense and Cost Containment Expense Incurred	10 Direct Defense and Cost Containment Expense Unpaid	11 Commissions and Brokerage Expenses	12 Taxes, Licenses and Fees
	1 Direct Premiums Written	2 Direct Premiums Earned										
1. Fire.....	0	0	0	0	0	0	0	0	0	0	0	4
2.1 Allied lines.....	0	0	0	0	0	0	0	0	0	0	0	4
2.2 Multiple peril crop.....	0	0	0	0	0	0	0	0	0	0	0	0
2.3 Federal flood.....	0	0	0	0	0	0	0	0	0	0	0	0
2.4 Private crop.....	0	0	0	0	0	0	0	0	0	0	0	0
2.5 Private flood.....	0	0	0	0	0	0	0	0	0	0	0	0
3. Farmowners multiple peril.....	0	0	0	0	0	0	0	0	0	0	0	0
4. Homeowners multiple peril.....	0	0	0	0	0	0	0	0	0	0	0	0
5.1 Commercial multiple peril (non-liability portion).....	0	0	0	0	0	0	0	0	0	0	0	17
5.2 Commercial multiple peril (liability portion).....	0	0	0	0	0	0	0	0	0	0	0	21
6. Mortgage guaranty.....	0	0	0	0	0	0	0	0	0	0	0	0
8. Ocean marine.....	0	0	0	0	0	0	0	0	0	0	0	0
9. Inland marine.....	370,390	589,527	0	85,780	(1,750)	675,991	171,855	1,934	7,929	9,936	47,088	7,579
10. Financial guaranty.....	0	0	0	0	0	0	0	0	0	0	0	0
11. Medical professional liability.....	0	0	0	0	0	0	0	0	0	0	0	0
12. Earthquake.....	0	0	0	0	0	0	0	0	0	0	0	2
13. Group accident and health (b).....	0	0	0	0	0	0	0	0	0	0	0	0
14. Credit A&H (group and individual).....	0	0	0	0	0	0	0	0	0	0	0	0
15.1 Collectively renewable A&H (b).....	0	0	0	0	0	0	0	0	0	0	0	0
15.2 Non-cancelable A&H (b).....	0	0	0	0	0	0	0	0	0	0	0	0
15.3 Guaranteed renewable A&H (b).....	0	0	0	0	0	0	0	0	0	0	0	0
15.4 Non-renewable for stated reasons only (b).....	0	0	0	0	0	0	0	0	0	0	0	0
15.5 Other accident only.....	0	0	0	0	0	0	0	0	0	0	0	0
15.6 Medicare Title XVIII exempt from state taxes or fees.....	0	0	0	0	0	0	0	0	0	0	0	0
15.7 All other A&H (b).....	0	0	0	0	0	0	0	0	0	0	0	0
15.8 Federal employees health benefits plan premium.....	0	0	0	0	0	0	0	0	0	0	0	0
16. Workers' compensation.....	0	0	0	0	0	0	0	0	0	0	0	0
17.1 Other liability-occurrence.....	4,731,597	939,386	0	3,792,211	0	452,314	452,314	0	30,059	30,059	424,416	115,835
17.2 Other liability-claims-made.....	2,407,557	946,751	0	1,766,474	0	234,018	237,587	0	94,437	95,960	746,343	58,383
17.3 Excess workers' compensation.....	0	0	0	0	0	0	0	0	0	0	0	0
18. Products liability.....	0	0	0	0	0	0	0	0	0	0	0	101
19.1 Private passenger auto no-fault (personal injury protection).....	0	0	0	0	0	0	0	0	0	0	0	0
19.2 Other private passenger auto liability.....	0	0	0	0	0	0	0	0	0	0	0	0
19.3 Commercial auto no-fault (personal injury protection).....	0	0	0	0	0	0	0	0	0	0	0	0
19.4 Other commercial auto liability.....	0	0	0	0	0	0	0	0	0	0	0	19
21.1 Private passenger auto physical damage.....	0	0	0	0	0	0	0	0	0	0	0	0
21.2 Commercial auto physical damage.....	0	0	0	0	0	0	0	0	0	0	0	25
22. Aircraft (all perils).....	0	0	0	0	0	0	0	0	0	0	0	0
23. Fidelity.....	0	0	0	0	0	0	0	0	0	0	0	0
24. Surety.....	0	0	0	0	0	0	0	0	0	0	0	0
26. Burglary and theft.....	0	0	0	0	0	0	0	0	0	0	0	9
27. Boiler and machinery.....	0	0	0	0	0	0	0	0	0	0	0	0
28. Credit.....	0	0	0	0	0	0	0	0	0	0	0	0
29. International.....	0	0	0	0	0	0	0	0	0	0	0	0
30. Warranty.....	0	0	0	0	0	0	0	0	0	0	0	11
34. Aggregate write-ins for other lines of business.....	0	0	0	0	0	0	0	0	0	0	0	22
35. TOTALS (a).....	7,509,544	2,475,664	0	5,644,466	(1,750)	1,362,324	861,757	1,934	132,425	135,955	1,217,846	182,029
DETAILS OF WRITE-INS												
3401. Collateral protection.....	0	0	0	0	0	0	0	0	0	0	0	22
3402. Supplemental unemployment.....	0	0	0	0	0	0	0	0	0	0	0	0
3403. Patent risk.....	0	0	0	0	0	0	0	0	0	0	0	0
3498. Summary of remaining write-ins for Line 34 from overflow page.....	0	0	0	0	0	0	0	0	0	0	0	0
3499. TOTALS (Lines 3401 through 3403 plus 3498) (Line 34 above).....	0	0	0	0	0	0	0	0	0	0	0	22

(a) Finance and service charges not included in Lines 1 to 35 \$.....0.
(b) For health business on indicated lines report: Number of persons insured under PPO managed care products.....0 and number of persons insured under indemnity only products.....0.

EXHIBIT OF PREMIUMS AND LOSSES (Statutory Page 14)



NAIC Group Code.....0084 NAIC Company Code....31135

BUSINESS IN THE STATE OF COLORADO DURING THE YEAR

Line of Business	Gross Premiums, Including Policy and Membership Fees, Less Return Premiums and Premiums on Policies not Taken		3 Dividends Paid or Credited to Policyholders on Direct Business	4 Direct Unearned Premium Reserves	5 Direct Losses Paid (deducting salvage)	6 Direct Losses Incurred	7 Direct Losses Unpaid	8 Direct Defense and Cost Containment Expense Paid	9 Direct Defense and Cost Containment Expense Incurred	10 Direct Defense and Cost Containment Expense Unpaid	11 Commissions and Brokerage Expenses	12 Taxes, Licenses and Fees
	1 Direct Premiums Written	2 Direct Premiums Earned										
1. Fire.....	0	0	0	0	0	0	0	0	0	0	0	30
2.1 Allied lines.....	0	0	0	0	0	0	0	0	0	0	0	46
2.2 Multiple peril crop.....	0	0	0	0	0	0	0	0	0	0	0	0
2.3 Federal flood.....	0	0	0	0	0	0	0	0	0	0	0	0
2.4 Private crop.....	0	0	0	0	0	0	0	0	0	0	0	9
2.5 Private flood.....	0	0	0	0	0	0	0	0	0	0	0	0
3. Farmowners multiple peril.....	0	0	0	0	0	0	0	0	0	0	0	5
4. Homeowners multiple peril.....	0	0	0	0	0	0	0	0	0	0	0	0
5.1 Commercial multiple peril (non-liability portion).....	0	0	0	0	0	0	0	0	0	0	0	88
5.2 Commercial multiple peril (liability portion).....	0	0	0	0	0	(0)	0	0	(0)	0	0	64
6. Mortgage guaranty.....	0	0	0	0	0	0	0	0	0	0	0	0
8. Ocean marine.....	0	0	0	0	0	0	0	0	0	0	0	9
9. Inland marine.....	8,425	4,739	0	3,686	0	1,453	1,453	0	88	88	1,763	366
10. Financial guaranty.....	0	0	0	0	0	0	0	0	0	0	0	0
11. Medical professional liability.....	0	0	0	0	0	0	0	0	0	0	0	1
12. Earthquake.....	0	0	0	0	0	0	0	0	0	0	0	24
13. Group accident and health (b).....	0	0	0	0	0	0	0	0	0	0	0	0
14. Credit A&H (group and individual).....	0	0	0	0	0	0	0	0	0	0	0	0
15.1 Collectively renewable A&H (b).....	0	0	0	0	0	0	0	0	0	0	0	0
15.2 Non-cancelable A&H (b).....	0	0	0	0	0	0	0	0	0	0	0	0
15.3 Guaranteed renewable A&H (b).....	0	0	0	0	0	0	0	0	0	0	0	0
15.4 Non-renewable for stated reasons only (b).....	0	0	0	0	0	0	0	0	0	0	0	0
15.5 Other accident only.....	0	0	0	0	0	0	0	0	0	0	0	0
15.6 Medicare Title XVIII exempt from state taxes or fees.....	0	0	0	0	0	0	0	0	0	0	0	0
15.7 All other A&H (b).....	0	0	0	0	0	0	0	0	0	0	0	0
15.8 Federal employees health benefits plan premium.....	0	0	0	0	0	0	0	0	0	0	0	0
16. Workers' compensation.....	0	0	0	0	0	0	0	0	0	0	0	51
17.1 Other liability-occurrence.....	1,277,075	351,569	0	925,506	0	168,388	168,388	0	11,225	11,225	76,124	38,679
17.2 Other liability-claims-made.....	378,028	125,428	0	362,982	0	35,126	37,557	0	17,096	18,134	117,189	22,092
17.3 Excess workers' compensation.....	0	0	0	0	0	0	0	0	0	0	0	1
18. Products liability.....	0	0	0	0	0	0	0	0	0	0	0	33
19.1 Private passenger auto no-fault (personal injury protection).....	0	0	0	0	0	0	0	0	0	0	0	0
19.2 Other private passenger auto liability.....	0	0	0	0	0	0	0	0	0	0	0	0
19.3 Commercial auto no-fault (personal injury protection).....	0	0	0	0	0	0	0	0	0	0	0	0
19.4 Other commercial auto liability.....	0	0	0	0	0	0	0	0	0	0	0	128
21.1 Private passenger auto physical damage.....	0	0	0	0	0	0	0	0	0	0	0	0
21.2 Commercial auto physical damage.....	0	0	0	0	0	0	0	0	0	0	0	163
22. Aircraft (all perils).....	0	0	0	0	0	0	0	0	0	0	0	1
23. Fidelity.....	0	0	0	0	0	0	0	0	0	0	0	85
24. Surety.....	0	0	0	0	0	0	0	0	0	0	0	42
26. Burglary and theft.....	0	0	0	0	0	0	0	0	0	0	0	54
27. Boiler and machinery.....	0	0	0	0	0	0	0	0	0	0	0	62
28. Credit.....	0	0	0	0	0	0	0	0	0	0	0	8
29. International.....	0	0	0	0	0	0	0	0	0	0	0	0
30. Warranty.....	0	0	0	0	0	0	0	0	0	0	0	3
34. Aggregate write-ins for other lines of business.....	0	0	0	0	0	0	0	0	0	0	0	4
35. TOTALS (a).....	1,663,528	481,737	0	1,292,174	0	204,967	207,398	0	28,409	29,447	195,076	62,047
DETAILS OF WRITE-INS												
3401. Collateral protection.....	0	0	0	0	0	0	0	0	0	0	0	4
3402. Supplemental unemployment.....	0	0	0	0	0	0	0	0	0	0	0	0
3403. Patent risk.....	0	0	0	0	0	0	0	0	0	0	0	0
3498. Summary of remaining write-ins for Line 34 from overflow page.....	0	0	0	0	0	0	0	0	0	0	0	0
3499. TOTALS (Lines 3401 through 3403 plus 3498) (Line 34 above).....	0	0	0	0	0	0	0	0	0	0	0	4

(a) Finance and service charges not included in Lines 1 to 35 \$.....0.
(b) For health business on indicated lines report: Number of persons insured under PPO managed care products.....0 and number of persons insured under indemnity only products.....0.

EXHIBIT OF PREMIUMS AND LOSSES (Statutory Page 14)



NAIC Group Code.....0084 NAIC Company Code....31135

BUSINESS IN THE STATE OF CONNECTICUT DURING THE YEAR

Line of Business	Gross Premiums, Including Policy and Membership Fees, Less Return Premiums and Premiums on Policies not Taken		3 Dividends Paid or Credited to Policyholders on Direct Business	4 Direct Unearned Premium Reserves	5 Direct Losses Paid (deducting salvage)	6 Direct Losses Incurred	7 Direct Losses Unpaid	8 Direct Defense and Cost Containment Expense Paid	9 Direct Defense and Cost Containment Expense Incurred	10 Direct Defense and Cost Containment Expense Unpaid	11 Commissions and Brokerage Expenses	12 Taxes, Licenses and Fees
	1 Direct Premiums Written	2 Direct Premiums Earned										
1. Fire.....	0	0	0	0	0	0	0	0	0	0	0	12
2.1 Allied lines.....	0	0	0	0	0	0	0	0	0	0	0	12
2.2 Multiple peril crop.....	0	0	0	0	0	0	0	0	0	0	0	0
2.3 Federal flood.....	0	0	0	0	0	0	0	0	0	0	0	0
2.4 Private crop.....	0	0	0	0	0	0	0	0	0	0	0	0
2.5 Private flood.....	0	0	0	0	0	0	0	0	0	0	0	0
3. Farmowners multiple peril.....	0	0	0	0	0	0	0	0	0	0	0	0
4. Homeowners multiple peril.....	0	0	0	0	0	(5,000)	0	1,948	1,948	0	0	0
5.1 Commercial multiple peril (non-liability portion).....	0	0	0	0	0	0	0	0	0	0	0	34
5.2 Commercial multiple peril (liability portion).....	0	0	0	0	0	0	0	0	0	0	0	31
6. Mortgage guaranty.....	0	0	0	0	0	0	0	0	0	0	0	0
8. Ocean marine.....	0	0	0	0	0	0	0	0	0	0	0	0
9. Inland marine.....	33,125	80,114	0	7,103	0	135,929	19,578	0	14	1,072	11,216	429
10. Financial guaranty.....	0	0	0	0	0	0	0	0	0	0	0	0
11. Medical professional liability.....	0	0	0	0	0	0	0	0	0	0	0	0
12. Earthquake.....	0	0	0	0	0	0	0	0	0	0	0	10
13. Group accident and health (b).....	0	0	0	0	0	0	0	0	0	0	0	0
14. Credit A&H (group and individual).....	0	0	0	0	0	0	0	0	0	0	0	0
15.1 Collectively renewable A&H (b).....	0	0	0	0	0	0	0	0	0	0	0	0
15.2 Non-cancelable A&H (b).....	0	0	0	0	0	0	0	0	0	0	0	0
15.3 Guaranteed renewable A&H (b).....	0	0	0	0	0	0	0	0	0	0	0	0
15.4 Non-renewable for stated reasons only (b).....	0	0	0	0	0	0	0	0	0	0	0	0
15.5 Other accident only.....	0	0	0	0	0	0	0	0	0	0	0	0
15.6 Medicare Title XVIII exempt from state taxes or fees.....	0	0	0	0	0	0	0	0	0	0	0	0
15.7 All other A&H (b).....	0	0	0	0	0	0	0	0	0	0	0	0
15.8 Federal employees health benefits plan premium.....	0	0	0	0	0	0	0	0	0	0	0	0
16. Workers' compensation.....	0	0	0	0	0	0	0	0	0	0	0	15
17.1 Other liability-occurrence.....	385,803	105,611	0	280,192	0	51,366	51,366	0	3,412	3,412	3,500	10,332
17.2 Other liability-claims-made.....	484,198	155,730	0	328,468	0	29,382	29,382	0	12,280	12,280	150,101	13,426
17.3 Excess workers' compensation.....	0	0	0	0	0	0	0	0	0	0	0	0
18. Products liability.....	0	0	0	0	0	0	0	0	0	0	0	266
19.1 Private passenger auto no-fault (personal injury protection).....	0	0	0	0	0	0	0	0	0	0	0	0
19.2 Other private passenger auto liability.....	0	0	0	0	0	0	0	0	0	0	0	0
19.3 Commercial auto no-fault (personal injury protection).....	0	0	0	0	0	0	0	0	0	0	0	0
19.4 Other commercial auto liability.....	0	0	0	0	0	0	0	0	0	0	0	40
21.1 Private passenger auto physical damage.....	0	0	0	0	0	0	0	0	0	0	0	0
21.2 Commercial auto physical damage.....	0	0	0	0	0	0	0	0	0	0	0	51
22. Aircraft (all perils).....	0	0	0	0	0	0	0	0	0	0	0	0
23. Fidelity.....	0	0	0	0	0	0	0	0	0	0	0	52
24. Surety.....	0	0	0	0	0	0	0	0	0	0	0	0
26. Burglary and theft.....	0	0	0	0	0	0	0	0	0	0	0	52
27. Boiler and machinery.....	0	0	0	0	0	0	0	0	0	0	0	19
28. Credit.....	0	0	0	0	0	0	0	0	0	0	0	6
29. International.....	0	0	0	0	0	0	0	0	0	0	0	0
30. Warranty.....	0	0	0	0	0	0	0	0	0	0	0	25
34. Aggregate write-ins for other lines of business.....	0	0	0	0	0	0	0	0	0	0	0	49
35. TOTALS (a).....	903,126	341,456	0	615,762	0	211,677	100,326	1,948	17,654	16,764	164,817	24,861
DETAILS OF WRITE-INS												
3401. Collateral protection.....	0	0	0	0	0	0	0	0	0	0	0	49
3402. Supplemental unemployment.....	0	0	0	0	0	0	0	0	0	0	0	0
3403. Patent risk.....	0	0	0	0	0	0	0	0	0	0	0	0
3498. Summary of remaining write-ins for Line 34 from overflow page.....	0	0	0	0	0	0	0	0	0	0	0	0
3499. TOTALS (Lines 3401 through 3403 plus 3498) (Line 34 above).....	0	0	0	0	0	0	0	0	0	0	0	49

(a) Finance and service charges not included in Lines 1 to 35 \$.....0.
(b) For health business on indicated lines report: Number of persons insured under PPO managed care products.....0 and number of persons insured under indemnity only products.....0.

EXHIBIT OF PREMIUMS AND LOSSES (Statutory Page 14)



NAIC Group Code.....0084 NAIC Company Code....31135 BUSINESS IN THE STATE OF DISTRICT OF COLUMBIA DURING THE YEAR

Line of Business	Gross Premiums, Including Policy and Membership Fees, Less Return Premiums and Premiums on Policies not Taken		3 Dividends Paid or Credited to Policyholders on Direct Business	4 Direct Unearned Premium Reserves	5 Direct Losses Paid (deducting salvage)	6 Direct Losses Incurred	7 Direct Losses Unpaid	8 Direct Defense and Cost Containment Expense Paid	9 Direct Defense and Cost Containment Expense Incurred	10 Direct Defense and Cost Containment Expense Unpaid	11 Commissions and Brokerage Expenses	12 Taxes, Licenses and Fees
	1 Direct Premiums Written	2 Direct Premiums Earned										
1. Fire.....	0	0	0	0	0	0	0	0	0	0	0	0
2.1 Allied lines.....	0	0	0	0	0	0	0	0	0	0	0	0
2.2 Multiple peril crop.....	0	0	0	0	0	0	0	0	0	0	0	0
2.3 Federal flood.....	0	0	0	0	0	0	0	0	0	0	0	0
2.4 Private crop.....	0	0	0	0	0	0	0	0	0	0	0	0
2.5 Private flood.....	0	0	0	0	0	0	0	0	0	0	0	0
3. Farmowners multiple peril.....	0	0	0	0	0	0	0	0	0	0	0	0
4. Homeowners multiple peril.....	0	0	0	0	0	0	0	0	0	0	0	0
5.1 Commercial multiple peril (non-liability portion).....	0	0	0	0	0	0	0	0	0	0	0	5
5.2 Commercial multiple peril (liability portion).....	0	0	0	0	0	0	0	0	0	0	0	3
6. Mortgage guaranty.....	0	0	0	0	0	0	0	0	0	0	0	0
8. Ocean marine.....	0	0	0	0	0	0	0	0	0	0	0	0
9. Inland marine.....	10,474	22,497	0	0	0	78,915	7,931	0	229	419	3,155	369
10. Financial guaranty.....	0	0	0	0	0	0	0	0	0	0	0	0
11. Medical professional liability.....	0	0	0	0	0	0	0	0	0	0	0	0
12. Earthquake.....	0	0	0	0	0	0	0	0	0	0	0	0
13. Group accident and health (b).....	0	0	0	0	0	0	0	0	0	0	0	0
14. Credit A&H (group and individual).....	0	0	0	0	0	0	0	0	0	0	0	0
15.1 Collectively renewable A&H (b).....	0	0	0	0	0	0	0	0	0	0	0	0
15.2 Non-cancelable A&H (b).....	0	0	0	0	0	0	0	0	0	0	0	0
15.3 Guaranteed renewable A&H (b).....	0	0	0	0	0	0	0	0	0	0	0	0
15.4 Non-renewable for stated reasons only (b).....	0	0	0	0	0	0	0	0	0	0	0	0
15.5 Other accident only.....	0	0	0	0	0	0	0	0	0	0	0	0
15.6 Medicare Title XVIII exempt from state taxes or fees.....	0	0	0	0	0	0	0	0	0	0	0	0
15.7 All other A&H (b).....	0	0	0	0	0	0	0	0	0	0	0	0
15.8 Federal employees health benefits plan premium.....	0	0	0	0	0	0	0	0	0	0	0	0
16. Workers' compensation.....	0	0	0	0	0	0	0	0	0	0	0	3
17.1 Other liability-occurrence.....	950,000	19,770	0	930,231	0	9,094	9,094	0	629	629	142,500	16,210
17.2 Other liability-claims-made.....	18,114	57,293	0	76,553	0	18,449	21,292	0	10,768	11,982	5,615	1,907
17.3 Excess workers' compensation.....	0	0	0	0	0	0	0	0	0	0	0	0
18. Products liability.....	0	0	0	0	0	0	0	0	0	0	0	57
19.1 Private passenger auto no-fault (personal injury protection).....	0	0	0	0	0	0	0	0	0	0	0	0
19.2 Other private passenger auto liability.....	0	0	0	0	0	0	0	0	0	0	0	0
19.3 Commercial auto no-fault (personal injury protection).....	0	0	0	0	0	0	0	0	0	0	0	3
19.4 Other commercial auto liability.....	0	0	0	0	0	0	0	0	0	0	0	7
21.1 Private passenger auto physical damage.....	0	0	0	0	0	0	0	0	0	0	0	0
21.2 Commercial auto physical damage.....	0	0	0	0	0	0	0	0	0	0	0	12
22. Aircraft (all perils).....	0	0	0	0	0	0	0	0	0	0	0	0
23. Fidelity.....	0	0	0	0	0	0	0	0	0	0	0	1
24. Surety.....	0	0	0	0	0	0	0	0	0	0	0	0
26. Burglary and theft.....	0	0	0	0	0	0	0	0	0	0	0	1
27. Boiler and machinery.....	0	0	0	0	0	0	0	0	0	0	0	4
28. Credit.....	0	0	0	0	0	0	0	0	0	0	0	3
29. International.....	0	0	0	0	0	0	0	0	0	0	0	0
30. Warranty.....	0	0	0	0	0	0	0	0	0	0	0	1
34. Aggregate write-ins for other lines of business.....	0	0	0	0	0	0	0	0	0	0	0	19
35. TOTALS (a).....	978,588	99,560	0	1,006,784	0	106,458	38,317	0	11,626	13,029	151,271	18,603
DETAILS OF WRITE-INS												
3401. Collateral protection.....	0	0	0	0	0	0	0	0	0	0	0	19
3402. Supplemental unemployment.....	0	0	0	0	0	0	0	0	0	0	0	0
3403. Patent risk.....	0	0	0	0	0	0	0	0	0	0	0	0
3498. Summary of remaining write-ins for Line 34 from overflow page.....	0	0	0	0	0	0	0	0	0	0	0	0
3499. TOTALS (Lines 3401 through 3403 plus 3498) (Line 34 above).....	0	0	0	0	0	0	0	0	0	0	0	19

(a) Finance and service charges not included in Lines 1 to 35 \$.....0.
(b) For health business on indicated lines report: Number of persons insured under PPO managed care products.....0 and number of persons insured under indemnity only products.....0.

EXHIBIT OF PREMIUMS AND LOSSES (Statutory Page 14)



NAIC Group Code.....0084 NAIC Company Code....31135

BUSINESS IN THE STATE OF DELAWARE DURING THE YEAR

Line of Business	Gross Premiums, Including Policy and Membership Fees, Less Return Premiums and Premiums on Policies not Taken		3 Dividends Paid or Credited to Policyholders on Direct Business	4 Direct Unearned Premium Reserves	5 Direct Losses Paid (deducting salvage)	6 Direct Losses Incurred	7 Direct Losses Unpaid	8 Direct Defense and Cost Containment Expense Paid	9 Direct Defense and Cost Containment Expense Incurred	10 Direct Defense and Cost Containment Expense Unpaid	11 Commissions and Brokerage Expenses	12 Taxes, Licenses and Fees
	1 Direct Premiums Written	2 Direct Premiums Earned										
1. Fire.....	0	0	0	0	0	0	0	0	0	0	0	2
2.1 Allied lines.....	0	0	0	0	0	0	0	0	0	0	0	1
2.2 Multiple peril crop.....	0	0	0	0	0	0	0	0	0	0	0	0
2.3 Federal flood.....	0	0	0	0	0	0	0	0	0	0	0	0
2.4 Private crop.....	0	0	0	0	0	0	0	0	0	0	0	0
2.5 Private flood.....	0	0	0	0	0	0	0	0	0	0	0	0
3. Farmowners multiple peril.....	0	0	0	0	0	0	0	0	0	0	0	0
4. Homeowners multiple peril.....	0	0	0	0	0	0	0	0	0	0	0	0
5.1 Commercial multiple peril (non-liability portion).....	0	0	0	0	0	0	0	0	0	0	0	3
5.2 Commercial multiple peril (liability portion).....	0	0	0	0	0	0	0	0	0	0	0	6
6. Mortgage guaranty.....	0	0	0	0	0	0	0	0	0	0	0	0
8. Ocean marine.....	0	0	0	0	0	0	0	0	0	0	0	0
9. Inland marine.....	13,693	11,039	0	5,425	0	3,278	3,388	0	192	205	3,488	479
10. Financial guaranty.....	0	0	0	0	0	0	0	0	0	0	0	0
11. Medical professional liability.....	0	0	0	0	0	0	0	0	0	0	0	0
12. Earthquake.....	0	0	0	0	0	0	0	0	0	0	0	1
13. Group accident and health (b).....	0	0	0	0	0	0	0	0	0	0	0	0
14. Credit A&H (group and individual).....	0	0	0	0	0	0	0	0	0	0	0	0
15.1 Collectively renewable A&H (b).....	0	0	0	0	0	0	0	0	0	0	0	0
15.2 Non-cancelable A&H (b).....	0	0	0	0	0	0	0	0	0	0	0	0
15.3 Guaranteed renewable A&H (b).....	0	0	0	0	0	0	0	0	0	0	0	0
15.4 Non-renewable for stated reasons only (b).....	0	0	0	0	0	0	0	0	0	0	0	0
15.5 Other accident only.....	0	0	0	0	0	0	0	0	0	0	0	0
15.6 Medicare Title XVIII exempt from state taxes or fees.....	0	0	0	0	0	0	0	0	0	0	0	0
15.7 All other A&H (b).....	0	0	0	0	0	0	0	0	0	0	0	0
15.8 Federal employees health benefits plan premium.....	0	0	0	0	0	0	0	0	0	0	0	0
16. Workers' compensation.....	0	0	0	0	0	0	0	0	0	0	0	1
17.1 Other liability-occurrence.....	0	0	0	0	0	0	0	0	0	0	0	40
17.2 Other liability-claims-made.....	1,829,439	1,009,802	0	947,279	0	292,515	303,124	0	120,882	125,410	567,126	56,581
17.3 Excess workers' compensation.....	0	0	0	0	0	0	0	0	0	0	0	0
18. Products liability.....	0	0	0	0	0	0	0	0	0	0	0	39
19.1 Private passenger auto no-fault (personal injury protection).....	0	0	0	0	0	0	0	0	0	0	0	0
19.2 Other private passenger auto liability.....	0	0	0	0	0	0	0	0	0	0	0	0
19.3 Commercial auto no-fault (personal injury protection).....	0	0	0	0	0	0	0	0	0	0	0	2
19.4 Other commercial auto liability.....	0	0	0	0	0	0	0	0	0	0	0	7
21.1 Private passenger auto physical damage.....	0	0	0	0	0	0	0	0	0	0	0	0
21.2 Commercial auto physical damage.....	0	0	0	0	0	0	0	0	0	0	0	10
22. Aircraft (all perils).....	0	0	0	0	0	0	0	0	0	0	0	0
23. Fidelity.....	0	0	0	0	0	0	0	0	0	0	0	2
24. Surety.....	0	0	0	0	0	0	0	0	0	0	0	0
26. Burglary and theft.....	0	0	0	0	0	0	0	0	0	0	0	2
27. Boiler and machinery.....	0	0	0	0	0	0	0	0	0	0	0	2
28. Credit.....	0	0	0	0	0	0	0	0	0	0	0	3
29. International.....	0	0	0	0	0	0	0	0	0	0	0	0
30. Warranty.....	0	0	0	0	0	0	0	0	0	0	0	12
34. Aggregate write-ins for other lines of business.....	0	0	0	0	0	(68)	38	0	0	0	0	25
35. TOTALS (a).....	1,843,132	1,020,841	0	952,704	0	295,725	306,551	0	121,074	125,616	570,614	57,218
DETAILS OF WRITE-INS												
3401. Collateral protection.....	0	0	0	0	0	(68)	38	0	0	0	0	25
3402. Supplemental unemployment.....	0	0	0	0	0	0	0	0	0	0	0	0
3403. Patent risk.....	0	0	0	0	0	0	0	0	0	0	0	0
3498. Summary of remaining write-ins for Line 34 from overflow page.....	0	0	0	0	0	0	0	0	0	0	0	0
3499. TOTALS (Lines 3401 through 3403 plus 3498) (Line 34 above).....	0	0	0	0	0	(68)	38	0	0	0	0	25

(a) Finance and service charges not included in Lines 1 to 35 \$.....0.
(b) For health business on indicated lines report: Number of persons insured under PPO managed care products.....0 and number of persons insured under indemnity only products.....0.

EXHIBIT OF PREMIUMS AND LOSSES (Statutory Page 14)



NAIC Group Code.....0084 NAIC Company Code....31135 BUSINESS IN THE STATE OF FLORIDA DURING THE YEAR

Line of Business	Gross Premiums, Including Policy and Membership Fees, Less Return Premiums and Premiums on Policies not Taken		3 Dividends Paid or Credited to Policyholders on Direct Business	4 Direct Unearned Premium Reserves	5 Direct Losses Paid (deducting salvage)	6 Direct Losses Incurred	7 Direct Losses Unpaid	8 Direct Defense and Cost Containment Expense Paid	9 Direct Defense and Cost Containment Expense Incurred	10 Direct Defense and Cost Containment Expense Unpaid	11 Commissions and Brokerage Expenses	12 Taxes, Licenses and Fees
	1 Direct Premiums Written	2 Direct Premiums Earned										
1. Fire.....	0	0	0	0	0	0	0	0	0	0	0	0
2.1 Allied lines.....	0	0	0	0	0	0	0	0	0	0	0	72
2.2 Multiple peril crop.....	0	0	0	0	0	0	0	0	0	0	0	0
2.3 Federal flood.....	0	0	0	0	0	0	0	0	0	0	0	0
2.4 Private crop.....	0	0	0	0	0	0	0	0	0	0	0	8
2.5 Private flood.....	0	0	0	0	0	0	0	0	0	0	0	0
3. Farmowners multiple peril.....	0	0	0	0	0	0	0	0	0	0	0	0
4. Homeowners multiple peril.....	0	0	0	0	0	0	0	0	0	0	0	0
5.1 Commercial multiple peril (non-liability portion).....	0	0	0	0	0	0	0	0	0	0	0	113
5.2 Commercial multiple peril (liability portion).....	0	0	0	0	0	0	0	0	0	0	0	102
6. Mortgage guaranty.....	0	0	0	0	0	0	0	0	0	0	0	0
8. Ocean marine.....	0	0	0	0	0	0	0	0	0	0	0	7
9. Inland marine.....	0	0	0	0	0	0	0	0	0	0	0	0
10. Financial guaranty.....	0	0	0	0	0	0	0	0	0	0	0	0
11. Medical professional liability.....	0	0	0	0	0	0	0	0	0	0	0	1
12. Earthquake.....	0	0	0	0	0	0	0	0	0	0	0	25
13. Group accident and health (b).....	0	0	0	0	0	0	0	0	0	0	0	0
14. Credit A&H (group and individual).....	0	0	0	0	0	0	0	0	0	0	0	0
15.1 Collectively renewable A&H (b).....	0	0	0	0	0	0	0	0	0	0	0	0
15.2 Non-cancelable A&H (b).....	0	0	0	0	0	0	0	0	0	0	0	0
15.3 Guaranteed renewable A&H (b).....	0	0	0	0	0	0	0	0	0	0	0	0
15.4 Non-renewable for stated reasons only (b).....	0	0	0	0	0	0	0	0	0	0	0	0
15.5 Other accident only.....	0	0	0	0	0	0	0	0	0	0	0	0
15.6 Medicare Title XVIII exempt from state taxes or fees.....	0	0	0	0	0	0	0	0	0	0	0	0
15.7 All other A&H (b).....	0	0	0	0	0	0	0	0	0	0	0	0
15.8 Federal employees health benefits plan premium.....	0	0	0	0	0	0	0	0	0	0	0	0
16. Workers' compensation.....	0	0	0	0	0	0	0	0	0	0	0	77
17.1 Other liability-occurrence.....	1,004,500	466,389	0	538,111	0	227,950	227,950	0	14,997	14,997	10,998	1,443
17.2 Other liability-claims-made.....	1,422,975	253,229	0	1,169,746	0	72,659	72,659	0	29,698	29,698	441,122	1,677
17.3 Excess workers' compensation.....	0	0	0	0	0	0	0	0	0	0	0	1
18. Products liability.....	0	0	0	0	0	0	0	0	0	0	0	179
19.1 Private passenger auto no-fault (personal injury protection).....	0	0	0	0	0	0	0	0	0	0	0	0
19.2 Other private passenger auto liability.....	0	0	0	0	0	0	0	0	0	0	0	0
19.3 Commercial auto no-fault (personal injury protection).....	0	0	0	0	0	0	0	0	0	0	0	89
19.4 Other commercial auto liability.....	0	0	0	0	0	0	0	0	0	0	0	211
21.1 Private passenger auto physical damage.....	0	0	0	0	0	0	0	0	0	0	0	0
21.2 Commercial auto physical damage.....	0	0	0	0	0	0	0	0	0	0	0	245
22. Aircraft (all perils).....	0	0	0	0	0	0	0	0	0	0	0	1
23. Fidelity.....	0	0	0	0	0	0	0	0	0	0	0	181
24. Surety.....	0	0	0	0	0	0	0	0	0	0	0	56
26. Burglary and theft.....	0	0	0	0	0	0	0	0	0	0	0	129
27. Boiler and machinery.....	0	0	0	0	0	0	0	0	0	0	0	87
28. Credit.....	0	0	0	0	0	0	0	0	0	0	0	28
29. International.....	0	0	0	0	0	0	0	0	0	0	0	0
30. Warranty.....	0	0	0	0	0	0	0	0	0	0	0	34
34. Aggregate write-ins for other lines of business.....	0	0	0	0	0	0	0	0	0	0	0	62
35. TOTALS (a).....	2,427,475	719,618	0	1,707,857	0	300,609	300,609	0	44,695	44,695	452,120	4,829
DETAILS OF WRITE-INS												
3401. Collateral protection.....	0	0	0	0	0	0	0	0	0	0	0	62
3402. Supplemental unemployment.....	0	0	0	0	0	0	0	0	0	0	0	0
3403. Patent risk.....	0	0	0	0	0	0	0	0	0	0	0	0
3498. Summary of remaining write-ins for Line 34 from overflow page.....	0	0	0	0	0	0	0	0	0	0	0	0
3499. TOTALS (Lines 3401 through 3403 plus 3498) (Line 34 above).....	0	0	0	0	0	0	0	0	0	0	0	62

(a) Finance and service charges not included in Lines 1 to 35 \$.....0.
(b) For health business on indicated lines report: Number of persons insured under PPO managed care products.....0 and number of persons insured under indemnity only products.....0.

EXHIBIT OF PREMIUMS AND LOSSES (Statutory Page 14)



NAIC Group Code.....0084 NAIC Company Code....31135

BUSINESS IN THE STATE OF GEORGIA DURING THE YEAR

Line of Business	Gross Premiums, Including Policy and Membership Fees, Less Return Premiums and Premiums on Policies not Taken		3 Dividends Paid or Credited to Policyholders on Direct Business	4 Direct Unearned Premium Reserves	5 Direct Losses Paid (deducting salvage)	6 Direct Losses Incurred	7 Direct Losses Unpaid	8 Direct Defense and Cost Containment Expense Paid	9 Direct Defense and Cost Containment Expense Incurred	10 Direct Defense and Cost Containment Expense Unpaid	11 Commissions and Brokerage Expenses	12 Taxes, Licenses and Fees
	1 Direct Premiums Written	2 Direct Premiums Earned										
1. Fire.....	0	0	0	0	0	0	0	0	0	0	0	3
2.1 Allied lines.....	0	0	0	0	0	0	0	0	0	0	0	2
2.2 Multiple peril crop.....	0	0	0	0	0	0	0	0	0	0	0	0
2.3 Federal flood.....	0	0	0	0	0	0	0	0	0	0	0	0
2.4 Private crop.....	0	0	0	0	0	0	0	0	0	0	0	0
2.5 Private flood.....	0	0	0	0	0	0	0	0	0	0	0	0
3. Farmowners multiple peril.....	0	0	0	0	0	0	0	0	0	0	0	0
4. Homeowners multiple peril.....	0	0	0	0	0	0	0	0	0	0	0	0
5.1 Commercial multiple peril (non-liability portion).....	0	0	0	0	0	0	0	0	0	0	0	10
5.2 Commercial multiple peril (liability portion).....	0	0	0	0	0	0	0	0	0	0	0	14
6. Mortgage guaranty.....	0	0	0	0	0	0	0	0	0	0	0	0
8. Ocean marine.....	0	0	0	0	0	0	0	0	0	0	0	0
9. Inland marine.....	(524)	18	0	0	0	(68)	1	0	(8)	0	(105)	18
10. Financial guaranty.....	0	0	0	0	0	0	0	0	0	0	0	0
11. Medical professional liability.....	0	0	0	0	0	0	0	0	0	0	0	0
12. Earthquake.....	0	0	0	0	0	0	0	0	0	0	0	1
13. Group accident and health (b).....	0	0	0	0	0	0	0	0	0	0	0	0
14. Credit A&H (group and individual).....	0	0	0	0	0	0	0	0	0	0	0	0
15.1 Collectively renewable A&H (b).....	0	0	0	0	0	0	0	0	0	0	0	0
15.2 Non-cancelable A&H (b).....	0	0	0	0	0	0	0	0	0	0	0	0
15.3 Guaranteed renewable A&H (b).....	0	0	0	0	0	0	0	0	0	0	0	0
15.4 Non-renewable for stated reasons only (b).....	0	0	0	0	0	0	0	0	0	0	0	0
15.5 Other accident only.....	0	0	0	0	0	0	0	0	0	0	0	0
15.6 Medicare Title XVIII exempt from state taxes or fees.....	0	0	0	0	0	0	0	0	0	0	0	0
15.7 All other A&H (b).....	0	0	0	0	0	0	0	0	0	0	0	0
15.8 Federal employees health benefits plan premium.....	0	0	0	0	0	0	0	0	0	0	0	0
16. Workers' compensation.....	0	0	0	0	0	0	0	0	0	0	0	0
17.1 Other liability-occurrence.....	860,000	349,234	0	510,766	0	167,789	167,789	0	11,045	11,045	11,248	41,714
17.2 Other liability-claims-made.....	1,097,598	355,263	0	1,067,694	0	208,643	217,174	0	35,691	39,332	340,255	60,137
17.3 Excess workers' compensation.....	0	0	0	0	0	0	0	0	0	0	0	0
18. Products liability.....	0	0	0	0	0	0	0	0	0	0	0	82
19.1 Private passenger auto no-fault (personal injury protection).....	0	0	0	0	0	0	0	0	0	0	0	0
19.2 Other private passenger auto liability.....	0	0	0	0	0	0	0	0	0	0	0	0
19.3 Commercial auto no-fault (personal injury protection).....	0	0	0	0	0	0	0	0	0	0	0	0
19.4 Other commercial auto liability.....	0	0	0	0	0	0	0	0	0	0	0	15
21.1 Private passenger auto physical damage.....	0	0	0	0	0	0	0	0	0	0	0	0
21.2 Commercial auto physical damage.....	0	0	0	0	0	0	0	0	0	0	0	24
22. Aircraft (all perils).....	0	0	0	0	0	0	0	0	0	0	0	0
23. Fidelity.....	0	0	0	0	0	0	0	0	0	0	0	8
24. Surety.....	0	0	0	0	0	0	0	0	0	0	0	0
26. Burglary and theft.....	0	0	0	0	0	0	0	0	0	0	0	8
27. Boiler and machinery.....	0	0	0	0	0	0	0	0	0	0	0	6
28. Credit.....	0	0	0	0	0	0	0	0	0	0	0	7
29. International.....	0	0	0	0	0	0	0	0	0	0	0	0
30. Warranty.....	0	0	0	0	0	0	0	0	0	0	0	13
34. Aggregate write-ins for other lines of business.....	0	0	0	0	0	0	0	0	0	0	0	39
35. TOTALS (a).....	1,957,074	704,514	0	1,578,460	0	376,365	384,964	0	46,728	50,378	351,399	102,101
DETAILS OF WRITE-INS												
3401. Collateral protection.....	0	0	0	0	0	0	0	0	0	0	0	39
3402. Supplemental unemployment.....	0	0	0	0	0	0	0	0	0	0	0	0
3403. Patent risk.....	0	0	0	0	0	0	0	0	0	0	0	0
3498. Summary of remaining write-ins for Line 34 from overflow page.....	0	0	0	0	0	0	0	0	0	0	0	0
3499. TOTALS (Lines 3401 through 3403 plus 3498) (Line 34 above).....	0	0	0	0	0	0	0	0	0	0	0	39

(a) Finance and service charges not included in Lines 1 to 35 \$.....0.
(b) For health business on indicated lines report: Number of persons insured under PPO managed care products.....0 and number of persons insured under indemnity only products.....0.

EXHIBIT OF PREMIUMS AND LOSSES (Statutory Page 14)



NAIC Group Code.....0084 NAIC Company Code....31135

BUSINESS IN GRAND TOTAL DURING THE YEAR

Line of Business	Gross Premiums, Including Policy and Membership Fees, Less Return Premiums and Premiums on Policies not Taken		3 Dividends Paid or Credited to Policyholders on Direct Business	4 Direct Unearned Premium Reserves	5 Direct Losses Paid (deducting salvage)	6 Direct Losses Incurred	7 Direct Losses Unpaid	8 Direct Defense and Cost Containment Expense Paid	9 Direct Defense and Cost Containment Expense Incurred	10 Direct Defense and Cost Containment Expense Unpaid	11 Commissions and Brokerage Expenses	12 Taxes, Licenses and Fees
	1 Direct Premiums Written	2 Direct Premiums Earned										
1. Fire.....	0	0	0	0	0	0	0	0	0	0	0	1,520
2.1 Allied lines.....	0	0	0	0	0	0	0	0	0	0	0	1,804
2.2 Multiple peril crop.....	0	0	0	0	0	0	0	0	0	0	0	0
2.3 Federal flood.....	0	0	0	0	0	0	0	0	0	0	0	0
2.4 Private crop.....	0	0	0	0	0	0	0	0	0	0	0	394
2.5 Private flood.....	0	0	0	0	0	0	0	0	0	0	0	0
3. Farmowners multiple peril.....	0	0	0	0	0	0	0	0	0	0	0	221
4. Homeowners multiple peril.....	0	0	0	0	0	(5,000)	0	1,948	1,948	0	0	0
5.1 Commercial multiple peril (non-liability portion).....	0	0	0	0	0	0	0	0	0	0	0	3,031
5.2 Commercial multiple peril (liability portion).....	0	(0)	0	0	0	(2,827)	1,979	0	(988)	1,198	0	2,386
6. Mortgage guaranty.....	0	0	0	0	0	0	0	0	0	0	0	0
8. Ocean marine.....	0	0	0	0	0	0	0	0	0	0	0	414
9. Inland marine.....	1,497,103	1,782,669	0	554,996	2,505,020	3,414,892	3,403,535	97,444	109,919	25,053	267,904	38,962
10. Financial guaranty.....	0	0	0	0	0	0	0	0	0	0	0	0
11. Medical professional liability.....	0	0	0	0	0	0	0	0	0	0	0	77
12. Earthquake.....	0	0	0	0	0	0	0	0	0	0	0	1,098
13. Group accident and health (b).....	0	0	0	0	0	0	0	0	0	0	0	452
14. Credit A&H (group and individual).....	0	0	0	0	0	0	0	0	0	0	0	0
15.1 Collectively renewable A&H (b).....	0	0	0	0	0	0	0	0	0	0	0	0
15.2 Non-cancelable A&H (b).....	0	0	0	0	0	0	0	0	0	0	0	0
15.3 Guaranteed renewable A&H (b).....	0	0	0	0	0	0	0	0	0	0	0	0
15.4 Non-renewable for stated reasons only (b).....	0	0	0	0	0	0	0	0	0	0	0	0
15.5 Other accident only.....	0	0	0	0	0	0	0	0	0	0	0	0
15.6 Medicare Title XVIII exempt from state taxes or fees.....	0	0	0	0	0	0	0	0	0	0	0	0
15.7 All other A&H (b).....	0	0	0	0	0	0	0	0	0	0	0	0
15.8 Federal employees health benefits plan premium.....	0	0	0	0	0	0	0	0	0	0	0	0
16. Workers' compensation.....	0	0	0	0	100	100	0	0	0	0	0	3,810
17.1 Other liability-occurrence.....	26,714,277	7,834,664	0	20,869,791	321,107	3,485,072	3,244,595	44,851	256,517	217,702	2,085,646	664,506
17.2 Other liability-claims-made.....	39,012,937	17,817,315	0	34,939,664	471,380	5,818,736	6,008,965	0	2,035,541	2,330,828	12,068,435	1,147,206
17.3 Excess workers' compensation.....	0	0	0	0	1,037,499	(745,079)	27,123,648	87,430	(71,730)	1,389,248	0	56
18. Products liability.....	0	0	0	0	0	0	0	0	0	0	0	5,490
19.1 Private passenger auto no-fault (personal injury protection).....	0	0	0	0	0	0	0	0	0	0	0	0
19.2 Other private passenger auto liability.....	0	0	0	0	0	0	0	0	0	0	0	0
19.3 Commercial auto no-fault (personal injury protection).....	0	0	0	0	0	0	0	0	0	0	0	1,164
19.4 Other commercial auto liability.....	0	0	0	0	0	0	0	0	0	0	0	4,932
21.1 Private passenger auto physical damage.....	0	0	0	0	0	0	0	0	0	0	0	0
21.2 Commercial auto physical damage.....	0	0	0	0	0	0	0	0	0	0	0	6,033
22. Aircraft (all perils).....	43,485	72,322	0	23,464	0	(16,020)	43,979	0	2,425	4,776	6,523	1,061
23. Fidelity.....	0	0	0	0	0	0	0	0	0	0	0	3,498
24. Surety.....	0	0	0	0	0	0	0	0	0	0	0	1,809
26. Burglary and theft.....	0	0	0	0	0	0	0	0	0	0	0	3,061
27. Boiler and machinery.....	0	0	0	0	0	0	0	0	0	0	0	2,589
28. Credit.....	0	0	0	0	0	0	0	0	0	0	0	675
29. International.....	0	0	0	0	0	0	0	0	0	0	0	0
30. Warranty.....	0	0	0	0	0	0	0	0	0	0	0	1,521
34. Aggregate write-ins for other lines of business.....	0	0	0	0	0	(68)	38	0	0	0	0	2,339
35. TOTALS (a).....	67,267,802	27,506,970	0	56,387,915	4,335,107	11,949,806	39,826,738	231,672	2,333,632	3,968,804	14,428,508	1,900,110

DETAILS OF WRITE-INS

3401. Collateral protection.....	0	0	0	0	0	(68)	38	0	0	0	0	2,339
3402. Supplemental unemployment.....	0	0	0	0	0	0	0	0	0	0	0	0
3403. Patent risk.....	0	0	0	0	0	0	0	0	0	0	0	0
3498. Summary of remaining write-ins for Line 34 from overflow page.....	0	0	0	0	0	0	0	0	0	0	0	0
3499. TOTALS (Lines 3401 through 3403 plus 3498) (Line 34 above).....	0	0	0	0	0	(68)	38	0	0	0	0	2,339

(a) Finance and service charges not included in Lines 1 to 35 \$.....0.

(b) For health business on indicated lines report: Number of persons insured under PPO managed care products.....0 and number of persons insured under indemnity only products.....0.

EXHIBIT OF PREMIUMS AND LOSSES (Statutory Page 14)



NAIC Group Code.....0084 NAIC Company Code....31135

BUSINESS IN THE STATE OF HAWAII DURING THE YEAR

Line of Business	Gross Premiums, Including Policy and Membership Fees, Less Return Premiums and Premiums on Policies not Taken		3 Dividends Paid or Credited to Policyholders on Direct Business	4 Direct Unearned Premium Reserves	5 Direct Losses Paid (deducting salvage)	6 Direct Losses Incurred	7 Direct Losses Unpaid	8 Direct Defense and Cost Containment Expense Paid	9 Direct Defense and Cost Containment Expense Incurred	10 Direct Defense and Cost Containment Expense Unpaid	11 Commissions and Brokerage Expenses	12 Taxes, Licenses and Fees
	1 Direct Premiums Written	2 Direct Premiums Earned										
1. Fire.....	0	0	0	0	0	0	0	0	0	0	0	0
2.1 Allied lines.....	0	0	0	0	0	0	0	0	0	0	0	0
2.2 Multiple peril crop.....	0	0	0	0	0	0	0	0	0	0	0	0
2.3 Federal flood.....	0	0	0	0	0	0	0	0	0	0	0	0
2.4 Private crop.....	0	0	0	0	0	0	0	0	0	0	0	0
2.5 Private flood.....	0	0	0	0	0	0	0	0	0	0	0	0
3. Farmowners multiple peril.....	0	0	0	0	0	0	0	0	0	0	0	0
4. Homeowners multiple peril.....	0	0	0	0	0	0	0	0	0	0	0	0
5.1 Commercial multiple peril (non-liability portion).....	0	0	0	0	0	0	0	0	0	0	0	0
5.2 Commercial multiple peril (liability portion).....	0	0	0	0	0	0	0	0	0	0	0	0
6. Mortgage guaranty.....	0	0	0	0	0	0	0	0	0	0	0	0
8. Ocean marine.....	0	0	0	0	0	0	0	0	0	0	0	0
9. Inland marine.....	1,995	558	0	1,438	0	169	169	0	10	10	406	85
10. Financial guaranty.....	0	0	0	0	0	0	0	0	0	0	0	0
11. Medical professional liability.....	0	0	0	0	0	0	0	0	0	0	0	0
12. Earthquake.....	0	0	0	0	0	0	0	0	0	0	0	0
13. Group accident and health (b).....	0	0	0	0	0	0	0	0	0	0	0	0
14. Credit A&H (group and individual).....	0	0	0	0	0	0	0	0	0	0	0	0
15.1 Collectively renewable A&H (b).....	0	0	0	0	0	0	0	0	0	0	0	0
15.2 Non-cancelable A&H (b).....	0	0	0	0	0	0	0	0	0	0	0	0
15.3 Guaranteed renewable A&H (b).....	0	0	0	0	0	0	0	0	0	0	0	0
15.4 Non-renewable for stated reasons only (b).....	0	0	0	0	0	0	0	0	0	0	0	0
15.5 Other accident only.....	0	0	0	0	0	0	0	0	0	0	0	0
15.6 Medicare Title XVIII exempt from state taxes or fees.....	0	0	0	0	0	0	0	0	0	0	0	0
15.7 All other A&H (b).....	0	0	0	0	0	0	0	0	0	0	0	0
15.8 Federal employees health benefits plan premium.....	0	0	0	0	0	0	0	0	0	0	0	0
16. Workers' compensation.....	0	0	0	0	0	0	0	0	0	0	0	0
17.1 Other liability-occurrence.....	0	0	0	0	0	0	0	0	0	0	0	0
17.2 Other liability-claims-made.....	50,074	156,051	0	147,182	0	52,477	62,753	0	25,453	29,838	15,523	2,006
17.3 Excess workers' compensation.....	0	0	0	0	0	0	0	0	0	0	0	0
18. Products liability.....	0	0	0	0	0	0	0	0	0	0	0	0
19.1 Private passenger auto no-fault (personal injury protection).....	0	0	0	0	0	0	0	0	0	0	0	0
19.2 Other private passenger auto liability.....	0	0	0	0	0	0	0	0	0	0	0	0
19.3 Commercial auto no-fault (personal injury protection).....	0	0	0	0	0	0	0	0	0	0	0	0
19.4 Other commercial auto liability.....	0	0	0	0	0	0	0	0	0	0	0	0
21.1 Private passenger auto physical damage.....	0	0	0	0	0	0	0	0	0	0	0	0
21.2 Commercial auto physical damage.....	0	0	0	0	0	0	0	0	0	0	0	0
22. Aircraft (all perils).....	0	0	0	0	0	0	0	0	0	0	0	0
23. Fidelity.....	0	0	0	0	0	0	0	0	0	0	0	0
24. Surety.....	0	0	0	0	0	0	0	0	0	0	0	0
26. Burglary and theft.....	0	0	0	0	0	0	0	0	0	0	0	0
27. Boiler and machinery.....	0	0	0	0	0	0	0	0	0	0	0	0
28. Credit.....	0	0	0	0	0	0	0	0	0	0	0	0
29. International.....	0	0	0	0	0	0	0	0	0	0	0	0
30. Warranty.....	0	0	0	0	0	0	0	0	0	0	0	0
34. Aggregate write-ins for other lines of business.....	0	0	0	0	0	0	0	0	0	0	0	0
35. TOTALS (a).....	52,069	156,608	0	148,620	0	52,646	62,922	0	25,463	29,849	15,929	2,091

DETAILS OF WRITE-INS

3401. Collateral protection.....	0	0	0	0	0	0	0	0	0	0	0	0
3402. Supplemental unemployment.....	0	0	0	0	0	0	0	0	0	0	0	0
3403. Patent risk.....	0	0	0	0	0	0	0	0	0	0	0	0
3498. Summary of remaining write-ins for Line 34 from overflow page.....	0	0	0	0	0	0	0	0	0	0	0	0
3499. TOTALS (Lines 3401 through 3403 plus 3498) (Line 34 above).....	0	0	0	0	0	0	0	0	0	0	0	0

(a) Finance and service charges not included in Lines 1 to 35 \$.....0.

(b) For health business on indicated lines report: Number of persons insured under PPO managed care products.....0 and number of persons insured under indemnity only products.....0.

EXHIBIT OF PREMIUMS AND LOSSES (Statutory Page 14)



NAIC Group Code.....0084 NAIC Company Code....31135

BUSINESS IN THE STATE OF IOWA DURING THE YEAR

Line of Business	Gross Premiums, Including Policy and Membership Fees, Less Return Premiums and Premiums on Policies not Taken		3 Dividends Paid or Credited to Policyholders on Direct Business	4 Direct Unearned Premium Reserves	5 Direct Losses Paid (deducting salvage)	6 Direct Losses Incurred	7 Direct Losses Unpaid	8 Direct Defense and Cost Containment Expense Paid	9 Direct Defense and Cost Containment Expense Incurred	10 Direct Defense and Cost Containment Expense Unpaid	11 Commissions and Brokerage Expenses	12 Taxes, Licenses and Fees
	1 Direct Premiums Written	2 Direct Premiums Earned										
1. Fire.....	0	0	0	0	0	0	0	0	0	0	0	6
2.1 Allied lines.....	0	0	0	0	0	0	0	0	0	0	0	15
2.2 Multiple peril crop.....	0	0	0	0	0	0	0	0	0	0	0	0
2.3 Federal flood.....	0	0	0	0	0	0	0	0	0	0	0	0
2.4 Private crop.....	0	0	0	0	0	0	0	0	0	0	0	3
2.5 Private flood.....	0	0	0	0	0	0	0	0	0	0	0	0
3. Farmowners multiple peril.....	0	0	0	0	0	0	0	0	0	0	0	2
4. Homeowners multiple peril.....	0	0	0	0	0	0	0	0	0	0	0	0
5.1 Commercial multiple peril (non-liability portion).....	0	0	0	0	0	0	0	0	0	0	0	32
5.2 Commercial multiple peril (liability portion).....	0	0	0	0	0	0	0	0	0	0	0	23
6. Mortgage guaranty.....	0	0	0	0	0	0	0	0	0	0	0	0
8. Ocean marine.....	0	0	0	0	0	0	0	0	0	0	0	3
9. Inland marine.....	0	0	0	0	0	0	0	0	0	0	0	40
10. Financial guaranty.....	0	0	0	0	0	0	0	0	0	0	0	0
11. Medical professional liability.....	0	0	0	0	0	0	0	0	0	0	0	0
12. Earthquake.....	0	0	0	0	0	0	0	0	0	0	0	8
13. Group accident and health (b).....	0	0	0	0	0	0	0	0	0	0	0	5
14. Credit A&H (group and individual).....	0	0	0	0	0	0	0	0	0	0	0	0
15.1 Collectively renewable A&H (b).....	0	0	0	0	0	0	0	0	0	0	0	0
15.2 Non-cancelable A&H (b).....	0	0	0	0	0	0	0	0	0	0	0	0
15.3 Guaranteed renewable A&H (b).....	0	0	0	0	0	0	0	0	0	0	0	0
15.4 Non-renewable for stated reasons only (b).....	0	0	0	0	0	0	0	0	0	0	0	0
15.5 Other accident only.....	0	0	0	0	0	0	0	0	0	0	0	0
15.6 Medicare Title XVIII exempt from state taxes or fees.....	0	0	0	0	0	0	0	0	0	0	0	0
15.7 All other A&H (b).....	0	0	0	0	0	0	0	0	0	0	0	0
15.8 Federal employees health benefits plan premium.....	0	0	0	0	0	0	0	0	0	0	0	0
16. Workers' compensation.....	0	0	0	0	0	0	0	0	0	0	0	17
17.1 Other liability-occurrence.....	144,500	66,177	0	78,323	0	31,879	31,879	0	2,065	2,065	(0)	2,284
17.2 Other liability-claims-made.....	1,946,365	836,202	0	1,935,761	0	319,249	353,861	0	92,564	107,337	603,373	30,711
17.3 Excess workers' compensation.....	0	0	0	0	0	0	0	0	0	0	0	0
18. Products liability.....	0	0	0	0	0	0	0	0	0	0	0	57
19.1 Private passenger auto no-fault (personal injury protection).....	0	0	0	0	0	0	0	0	0	0	0	0
19.2 Other private passenger auto liability.....	0	0	0	0	0	0	0	0	0	0	0	0
19.3 Commercial auto no-fault (personal injury protection).....	0	0	0	0	0	0	0	0	0	0	0	0
19.4 Other commercial auto liability.....	0	0	0	0	0	0	0	0	0	0	0	48
21.1 Private passenger auto physical damage.....	0	0	0	0	0	0	0	0	0	0	0	0
21.2 Commercial auto physical damage.....	0	0	0	0	0	0	0	0	0	0	0	64
22. Aircraft (all perils).....	0	0	0	0	0	0	0	0	0	0	0	0
23. Fidelity.....	0	0	0	0	0	0	0	0	0	0	0	29
24. Surety.....	0	0	0	0	0	0	0	0	0	0	0	27
26. Burglary and theft.....	0	0	0	0	0	0	0	0	0	0	0	20
27. Boiler and machinery.....	0	0	0	0	0	0	0	0	0	0	0	21
28. Credit.....	0	0	0	0	0	0	0	0	0	0	0	6
29. International.....	0	0	0	0	0	0	0	0	0	0	0	0
30. Warranty.....	0	0	0	0	0	0	0	0	0	0	0	15
34. Aggregate write-ins for other lines of business.....	0	0	0	0	0	0	0	0	0	0	0	30
35. TOTALS (a).....	2,090,865	902,378	0	2,014,084	0	351,129	385,740	0	94,630	109,403	603,373	33,469

DETAILS OF WRITE-INS

3401. Collateral protection.....	0	0	0	0	0	0	0	0	0	0	0	30
3402. Supplemental unemployment.....	0	0	0	0	0	0	0	0	0	0	0	0
3403. Patent risk.....	0	0	0	0	0	0	0	0	0	0	0	0
3498. Summary of remaining write-ins for Line 34 from overflow page.....	0	0	0	0	0	0	0	0	0	0	0	0
3499. TOTALS (Lines 3401 through 3403 plus 3498) (Line 34 above).....	0	0	0	0	0	0	0	0	0	0	0	30

(a) Finance and service charges not included in Lines 1 to 35 \$.....0.

(b) For health business on indicated lines report: Number of persons insured under PPO managed care products.....0 and number of persons insured under indemnity only products.....0.

EXHIBIT OF PREMIUMS AND LOSSES (Statutory Page 14)



NAIC Group Code.....0084 NAIC Company Code....31135

BUSINESS IN THE STATE OF IDAHO DURING THE YEAR

Line of Business	Gross Premiums, Including Policy and Membership Fees, Less Return Premiums and Premiums on Policies not Taken		Dividends Paid or Credited to Policyholders on Direct Business	Direct Unearned Premium Reserves	Direct Losses Paid (deducting salvage)	Direct Losses Incurred	Direct Losses Unpaid	Direct Defense and Cost Containment Expense Paid	Direct Defense and Cost Containment Expense Incurred	Direct Defense and Cost Containment Expense Unpaid	Commissions and Brokerage Expenses	Taxes, Licenses and Fees
	Direct Premiums Written	Direct Premiums Earned										
1. Fire.....	0	0	0	0	0	0	0	0	0	0	0	71
2.1 Allied lines.....	0	0	0	0	0	0	0	0	0	0	0	107
2.2 Multiple peril crop.....	0	0	0	0	0	0	0	0	0	0	0	0
2.3 Federal flood.....	0	0	0	0	0	0	0	0	0	0	0	0
2.4 Private crop.....	0	0	0	0	0	0	0	0	0	0	0	21
2.5 Private flood.....	0	0	0	0	0	0	0	0	0	0	0	0
3. Farmowners multiple peril.....	0	0	0	0	0	0	0	0	0	0	0	12
4. Homeowners multiple peril.....	0	0	0	0	0	0	0	0	0	0	0	0
5.1 Commercial multiple peril (non-liability portion).....	0	0	0	0	0	0	0	0	0	0	0	206
5.2 Commercial multiple peril (liability portion).....	0	0	0	0	0	0	0	0	0	0	0	150
6. Mortgage guaranty.....	0	0	0	0	0	0	0	0	0	0	0	0
8. Ocean marine.....	0	0	0	0	0	0	0	0	0	0	0	21
9. Inland marine.....	0	0	0	0	0	0	0	0	0	0	0	269
10. Financial guaranty.....	0	0	0	0	0	0	0	0	0	0	0	0
11. Medical professional liability.....	0	0	0	0	0	0	0	0	0	0	0	3
12. Earthquake.....	0	0	0	0	0	0	0	0	0	0	0	55
13. Group accident and health (b).....	0	0	0	0	0	0	0	0	0	0	0	0
14. Credit A&H (group and individual).....	0	0	0	0	0	0	0	0	0	0	0	0
15.1 Collectively renewable A&H (b).....	0	0	0	0	0	0	0	0	0	0	0	0
15.2 Non-cancelable A&H (b).....	0	0	0	0	0	0	0	0	0	0	0	0
15.3 Guaranteed renewable A&H (b).....	0	0	0	0	0	0	0	0	0	0	0	0
15.4 Non-renewable for stated reasons only (b).....	0	0	0	0	0	0	0	0	0	0	0	0
15.5 Other accident only.....	0	0	0	0	0	0	0	0	0	0	0	0
15.6 Medicare Title XVIII exempt from state taxes or fees.....	0	0	0	0	0	0	0	0	0	0	0	0
15.7 All other A&H (b).....	0	0	0	0	0	0	0	0	0	0	0	0
15.8 Federal employees health benefits plan premium.....	0	0	0	0	0	0	0	0	0	0	0	0
16. Workers' compensation.....	0	0	0	0	0	0	0	0	0	0	0	670
17.1 Other liability-occurrence.....	0	0	0	0	0	0	0	0	0	0	0	206
17.2 Other liability-claims-made.....	53,140	6,902	0	46,238	0	531	531	0	(653)	(653)	16,473	170
17.3 Excess workers' compensation.....	0	0	0	0	0	0	0	0	0	0	0	3
18. Products liability.....	0	0	0	0	0	0	0	0	0	0	0	77
19.1 Private passenger auto no-fault (personal injury protection).....	0	0	0	0	0	0	0	0	0	0	0	0
19.2 Other private passenger auto liability.....	0	0	0	0	0	0	0	0	0	0	0	0
19.3 Commercial auto no-fault (personal injury protection).....	0	0	0	0	0	0	0	0	0	0	0	0
19.4 Other commercial auto liability.....	0	0	0	0	0	0	0	0	0	0	0	301
21.1 Private passenger auto physical damage.....	0	0	0	0	0	0	0	0	0	0	0	0
21.2 Commercial auto physical damage.....	0	0	0	0	0	0	0	0	0	0	0	390
22. Aircraft (all perils).....	0	0	0	0	0	0	0	0	0	0	0	3
23. Fidelity.....	0	0	0	0	0	0	0	0	0	0	0	200
24. Surety.....	0	0	0	0	0	0	0	0	0	0	0	98
26. Burglary and theft.....	0	0	0	0	0	0	0	0	0	0	0	126
27. Boiler and machinery.....	0	0	0	0	0	0	0	0	0	0	0	144
28. Credit.....	0	0	0	0	0	0	0	0	0	0	0	18
29. International.....	0	0	0	0	0	0	0	0	0	0	0	0
30. Warranty.....	0	0	0	0	0	0	0	0	0	0	0	6
34. Aggregate write-ins for other lines of business.....	0	0	0	0	0	0	0	0	0	0	0	9
35. TOTALS (a).....	53,140	6,902	0	46,238	0	531	531	0	(653)	(653)	16,473	3,338
DETAILS OF WRITE-INS												
3401. Collateral protection.....	0	0	0	0	0	0	0	0	0	0	0	9
3402. Supplemental unemployment.....	0	0	0	0	0	0	0	0	0	0	0	0
3403. Patent risk.....	0	0	0	0	0	0	0	0	0	0	0	0
3498. Summary of remaining write-ins for Line 34 from overflow page.....	0	0	0	0	0	0	0	0	0	0	0	0
3499. TOTALS (Lines 3401 through 3403 plus 3498) (Line 34 above).....	0	0	0	0	0	0	0	0	0	0	0	9

(a) Finance and service charges not included in Lines 1 to 35 \$.....0.
(b) For health business on indicated lines report: Number of persons insured under PPO managed care products.....0 and number of persons insured under indemnity only products.....0.

EXHIBIT OF PREMIUMS AND LOSSES (Statutory Page 14)



NAIC Group Code.....0084 NAIC Company Code....31135

BUSINESS IN THE STATE OF ILLINOIS DURING THE YEAR

Line of Business	Gross Premiums, Including Policy and Membership Fees, Less Return Premiums and Premiums on Policies not Taken		3 Dividends Paid or Credited to Policyholders on Direct Business	4 Direct Unearned Premium Reserves	5 Direct Losses Paid (deducting salvage)	6 Direct Losses Incurred	7 Direct Losses Unpaid	8 Direct Defense and Cost Containment Expense Paid	9 Direct Defense and Cost Containment Expense Incurred	10 Direct Defense and Cost Containment Expense Unpaid	11 Commissions and Brokerage Expenses	12 Taxes, Licenses and Fees
	1 Direct Premiums Written	2 Direct Premiums Earned										
1. Fire.....	0	0	0	0	0	0	0	0	0	0	0	0
2.1 Allied lines.....	0	0	0	0	0	0	0	0	0	0	0	0
2.2 Multiple peril crop.....	0	0	0	0	0	0	0	0	0	0	0	0
2.3 Federal flood.....	0	0	0	0	0	0	0	0	0	0	0	0
2.4 Private crop.....	0	0	0	0	0	0	0	0	0	0	0	0
2.5 Private flood.....	0	0	0	0	0	0	0	0	0	0	0	0
3. Farmowners multiple peril.....	0	0	0	0	0	0	0	0	0	0	0	0
4. Homeowners multiple peril.....	0	0	0	0	0	0	0	0	0	0	0	0
5.1 Commercial multiple peril (non-liability portion).....	0	0	0	0	0	0	0	0	0	0	0	0
5.2 Commercial multiple peril (liability portion).....	0	0	0	0	0	0	0	0	0	0	0	0
6. Mortgage guaranty.....	0	0	0	0	0	0	0	0	0	0	0	0
8. Ocean marine.....	0	0	0	0	0	0	0	0	0	0	0	0
9. Inland marine.....	102,930	77,781	0	25,149	0	23,393	23,393	0	1,419	1,419	14,744	1,224
10. Financial guaranty.....	0	0	0	0	0	0	0	0	0	0	0	0
11. Medical professional liability.....	0	0	0	0	0	0	0	0	0	0	0	0
12. Earthquake.....	0	0	0	0	0	0	0	0	0	0	0	0
13. Group accident and health (b).....	0	0	0	0	0	0	0	0	0	0	0	0
14. Credit A&H (group and individual).....	0	0	0	0	0	0	0	0	0	0	0	0
15.1 Collectively renewable A&H (b).....	0	0	0	0	0	0	0	0	0	0	0	0
15.2 Non-cancelable A&H (b).....	0	0	0	0	0	0	0	0	0	0	0	0
15.3 Guaranteed renewable A&H (b).....	0	0	0	0	0	0	0	0	0	0	0	0
15.4 Non-renewable for stated reasons only (b).....	0	0	0	0	0	0	0	0	0	0	0	0
15.5 Other accident only.....	0	0	0	0	0	0	0	0	0	0	0	0
15.6 Medicare Title XVIII exempt from state taxes or fees.....	0	0	0	0	0	0	0	0	0	0	0	0
15.7 All other A&H (b).....	0	0	0	0	0	0	0	0	0	0	0	0
15.8 Federal employees health benefits plan premium.....	0	0	0	0	0	0	0	0	0	0	0	0
16. Workers' compensation.....	0	0	0	0	0	0	0	0	0	0	0	0
17.1 Other liability-occurrence.....	1,704,889	465,141	0	1,239,748	0	224,950	224,950	0	14,997	14,997	(2)	19,054
17.2 Other liability-claims-made.....	2,886,642	1,027,470	0	2,709,261	0	256,741	284,410	0	119,579	131,389	894,859	42,359
17.3 Excess workers' compensation.....	0	0	0	0	0	0	0	0	0	0	0	0
18. Products liability.....	0	0	0	0	0	0	0	0	0	0	0	0
19.1 Private passenger auto no-fault (personal injury protection).....	0	0	0	0	0	0	0	0	0	0	0	0
19.2 Other private passenger auto liability.....	0	0	0	0	0	0	0	0	0	0	0	0
19.3 Commercial auto no-fault (personal injury protection).....	0	0	0	0	0	0	0	0	0	0	0	0
19.4 Other commercial auto liability.....	0	0	0	0	0	0	0	0	0	0	0	0
21.1 Private passenger auto physical damage.....	0	0	0	0	0	0	0	0	0	0	0	0
21.2 Commercial auto physical damage.....	0	0	0	0	0	0	0	0	0	0	0	0
22. Aircraft (all perils).....	0	0	0	0	0	0	0	0	0	0	0	0
23. Fidelity.....	0	0	0	0	0	0	0	0	0	0	0	0
24. Surety.....	0	0	0	0	0	0	0	0	0	0	0	0
26. Burglary and theft.....	0	0	0	0	0	0	0	0	0	0	0	0
27. Boiler and machinery.....	0	0	0	0	0	0	0	0	0	0	0	0
28. Credit.....	0	0	0	0	0	0	0	0	0	0	0	0
29. International.....	0	0	0	0	0	0	0	0	0	0	0	0
30. Warranty.....	0	0	0	0	0	0	0	0	0	0	0	0
34. Aggregate write-ins for other lines of business.....	0	0	0	0	0	0	0	0	0	0	0	0
35. TOTALS (a).....	4,694,461	1,570,393	0	3,974,158	0	505,083	532,753	0	135,995	147,805	909,601	62,637
DETAILS OF WRITE-INS												
3401. Collateral protection.....	0	0	0	0	0	0	0	0	0	0	0	0
3402. Supplemental unemployment.....	0	0	0	0	0	0	0	0	0	0	0	0
3403. Patent risk.....	0	0	0	0	0	0	0	0	0	0	0	0
3498. Summary of remaining write-ins for Line 34 from overflow page.....	0	0	0	0	0	0	0	0	0	0	0	0
3499. TOTALS (Lines 3401 through 3403 plus 3498) (Line 34 above).....	0	0	0	0	0	0	0	0	0	0	0	0

(a) Finance and service charges not included in Lines 1 to 35 \$.....0.
(b) For health business on indicated lines report: Number of persons insured under PPO managed care products.....0 and number of persons insured under indemnity only products.....0.

EXHIBIT OF PREMIUMS AND LOSSES (Statutory Page 14)



NAIC Group Code.....0084 NAIC Company Code....31135

BUSINESS IN THE STATE OF INDIANA DURING THE YEAR

19

Line of Business	Gross Premiums, Including Policy and Membership Fees, Less Return Premiums and Premiums on Policies not Taken		3 Dividends Paid or Credited to Policyholders on Direct Business	4 Direct Unearned Premium Reserves	5 Direct Losses Paid (deducting salvage)	6 Direct Losses Incurred	7 Direct Losses Unpaid	8 Direct Defense and Cost Containment Expense Paid	9 Direct Defense and Cost Containment Expense Incurred	10 Direct Defense and Cost Containment Expense Unpaid	11 Commissions and Brokerage Expenses	12 Taxes, Licenses and Fees
	1 Direct Premiums Written	2 Direct Premiums Earned										
1. Fire.....	0	0	0	0	0	0	0	0	0	0	0	60
2.1 Allied lines.....	0	0	0	0	0	0	0	0	0	0	0	81
2.2 Multiple peril crop.....	0	0	0	0	0	0	0	0	0	0	0	0
2.3 Federal flood.....	0	0	0	0	0	0	0	0	0	0	0	0
2.4 Private crop.....	0	0	0	0	0	0	0	0	0	0	0	18
2.5 Private flood.....	0	0	0	0	0	0	0	0	0	0	0	0
3. Farmowners multiple peril.....	0	0	0	0	0	0	0	0	0	0	0	11
4. Homeowners multiple peril.....	0	0	0	0	0	0	0	0	0	0	0	0
5.1 Commercial multiple peril (non-liability portion).....	0	0	0	0	0	0	0	0	0	0	0	173
5.2 Commercial multiple peril (liability portion).....	0	0	0	0	0	0	0	0	0	0	0	121
6. Mortgage guaranty.....	0	0	0	0	0	0	0	0	0	0	0	0
8. Ocean marine.....	0	0	0	0	0	0	0	0	0	0	0	20
9. Inland marine.....	0	0	0	0	0	0	0	0	0	0	0	227
10. Financial guaranty.....	0	0	0	0	0	0	0	0	0	0	0	0
11. Medical professional liability.....	0	0	0	0	0	0	0	0	0	0	0	3
12. Earthquake.....	0	0	0	0	0	0	0	0	0	0	0	46
13. Group accident and health (b).....	0	0	0	0	0	0	0	0	0	0	0	35
14. Credit A&H (group and individual).....	0	0	0	0	0	0	0	0	0	0	0	0
15.1 Collectively renewable A&H (b).....	0	0	0	0	0	0	0	0	0	0	0	0
15.2 Non-cancelable A&H (b).....	0	0	0	0	0	0	0	0	0	0	0	0
15.3 Guaranteed renewable A&H (b).....	0	0	0	0	0	0	0	0	0	0	0	0
15.4 Non-renewable for stated reasons only (b).....	0	0	0	0	0	0	0	0	0	0	0	0
15.5 Other accident only.....	0	0	0	0	0	0	0	0	0	0	0	0
15.6 Medicare Title XVIII exempt from state taxes or fees.....	0	0	0	0	0	0	0	0	0	0	0	0
15.7 All other A&H (b).....	0	0	0	0	0	0	0	0	0	0	0	0
15.8 Federal employees health benefits plan premium.....	0	0	0	0	0	0	0	0	0	0	0	0
16. Workers' compensation.....	0	0	0	0	0	0	0	0	0	0	0	99
17.1 Other liability-occurrence.....	45,000	18,740	0	26,260	0	9,094	9,094	0	629	629	(0)	1,005
17.2 Other liability-claims-made.....	416,832	242,567	0	422,025	0	63,167	86,503	0	24,506	34,466	129,218	7,143
17.3 Excess workers' compensation.....	0	0	0	0	0	0	0	0	0	0	0	3
18. Products liability.....	0	0	0	0	0	0	0	0	0	0	0	68
19.1 Private passenger auto no-fault (personal injury protection).....	0	0	0	0	0	0	0	0	0	0	0	0
19.2 Other private passenger auto liability.....	0	0	0	0	0	0	0	0	0	0	0	0
19.3 Commercial auto no-fault (personal injury protection).....	0	0	0	0	0	0	0	0	0	0	0	0
19.4 Other commercial auto liability.....	0	0	0	0	0	0	0	0	0	0	0	258
21.1 Private passenger auto physical damage.....	0	0	0	0	0	0	0	0	0	0	0	0
21.2 Commercial auto physical damage.....	0	0	0	0	0	0	0	0	0	0	0	335
22. Aircraft (all perils).....	0	0	0	0	0	0	0	0	0	0	0	3
23. Fidelity.....	0	0	0	0	0	0	0	0	0	0	0	159
24. Surety.....	0	0	0	0	0	0	0	0	0	0	0	91
26. Burglary and theft.....	0	0	0	0	0	0	0	0	0	0	0	103
27. Boiler and machinery.....	0	0	0	0	0	0	0	0	0	0	0	125
28. Credit.....	0	0	0	0	0	0	0	0	0	0	0	17
29. International.....	0	0	0	0	0	0	0	0	0	0	0	0
30. Warranty.....	0	0	0	0	0	0	0	0	0	0	0	5
34. Aggregate write-ins for other lines of business.....	0	0	0	0	0	0	0	0	0	0	0	8
35. TOTALS (a).....	461,832	261,307	0	448,285	0	72,261	95,597	0	25,134	35,095	129,218	10,216

DETAILS OF WRITE-INS

3401. Collateral protection.....	0	0	0	0	0	0	0	0	0	0	0	8
3402. Supplemental unemployment.....	0	0	0	0	0	0	0	0	0	0	0	0
3403. Patent risk.....	0	0	0	0	0	0	0	0	0	0	0	0
3498. Summary of remaining write-ins for Line 34 from overflow page.....	0	0	0	0	0	0	0	0	0	0	0	0
3499. TOTALS (Lines 3401 through 3403 plus 3498) (Line 34 above).....	0	0	0	0	0	0	0	0	0	0	0	8

(a) Finance and service charges not included in Lines 1 to 35 \$.....0.

(b) For health business on indicated lines report: Number of persons insured under PPO managed care products.....0 and number of persons insured under indemnity only products.....0.

EXHIBIT OF PREMIUMS AND LOSSES (Statutory Page 14)



NAIC Group Code.....0084 NAIC Company Code....31135

BUSINESS IN THE STATE OF KANSAS DURING THE YEAR

Line of Business	Gross Premiums, Including Policy and Membership Fees, Less Return Premiums and Premiums on Policies not Taken		3 Dividends Paid or Credited to Policyholders on Direct Business	4 Direct Unearned Premium Reserves	5 Direct Losses Paid (deducting salvage)	6 Direct Losses Incurred	7 Direct Losses Unpaid	8 Direct Defense and Cost Containment Expense Paid	9 Direct Defense and Cost Containment Expense Incurred	10 Direct Defense and Cost Containment Expense Unpaid	11 Commissions and Brokerage Expenses	12 Taxes, Licenses and Fees
	1 Direct Premiums Written	2 Direct Premiums Earned										
1. Fire.....	0	0	0	0	0	0	0	0	0	0	0	65
2.1 Allied lines.....	0	0	0	0	0	0	0	0	0	0	0	73
2.2 Multiple peril crop.....	0	0	0	0	0	0	0	0	0	0	0	0
2.3 Federal flood.....	0	0	0	0	0	0	0	0	0	0	0	0
2.4 Private crop.....	0	0	0	0	0	0	0	0	0	0	0	5
2.5 Private flood.....	0	0	0	0	0	0	0	0	0	0	0	0
3. Farmowners multiple peril.....	0	0	0	0	0	0	0	0	0	0	0	3
4. Homeowners multiple peril.....	0	0	0	0	0	0	0	0	0	0	0	0
5.1 Commercial multiple peril (non-liability portion).....	0	0	0	0	0	0	0	0	0	0	0	238
5.2 Commercial multiple peril (liability portion).....	0	0	0	0	0	0	0	0	0	0	0	110
6. Mortgage guaranty.....	0	0	0	0	0	0	0	0	0	0	0	0
8. Ocean marine.....	0	0	0	0	0	0	0	0	0	0	0	20
9. Inland marine.....	0	0	0	0	0	0	0	0	0	0	0	223
10. Financial guaranty.....	0	0	0	0	0	0	0	0	0	0	0	0
11. Medical professional liability.....	0	0	0	0	0	0	0	0	0	0	0	1
12. Earthquake.....	0	0	0	0	0	0	0	0	0	0	0	25
13. Group accident and health (b).....	0	0	0	0	0	0	0	0	0	0	0	9
14. Credit A&H (group and individual).....	0	0	0	0	0	0	0	0	0	0	0	0
15.1 Collectively renewable A&H (b).....	0	0	0	0	0	0	0	0	0	0	0	0
15.2 Non-cancelable A&H (b).....	0	0	0	0	0	0	0	0	0	0	0	0
15.3 Guaranteed renewable A&H (b).....	0	0	0	0	0	0	0	0	0	0	0	0
15.4 Non-renewable for stated reasons only (b).....	0	0	0	0	0	0	0	0	0	0	0	0
15.5 Other accident only.....	0	0	0	0	0	0	0	0	0	0	0	0
15.6 Medicare Title XVIII exempt from state taxes or fees.....	0	0	0	0	0	0	0	0	0	0	0	0
15.7 All other A&H (b).....	0	0	0	0	0	0	0	0	0	0	0	0
15.8 Federal employees health benefits plan premium.....	0	0	0	0	0	0	0	0	0	0	0	0
16. Workers' compensation.....	0	0	0	0	0	0	0	0	0	0	0	61
17.1 Other liability-occurrence.....	0	0	0	0	0	0	0	0	0	0	0	45
17.2 Other liability-claims-made.....	815,289	289,144	0	581,472	0	79,562	84,876	0	34,975	37,243	252,740	141,069
17.3 Excess workers' compensation.....	0	0	0	0	0	0	0	0	0	0	0	1
18. Products liability.....	0	0	0	0	0	0	0	0	0	0	0	16
19.1 Private passenger auto no-fault (personal injury protection).....	0	0	0	0	0	0	0	0	0	0	0	0
19.2 Other private passenger auto liability.....	0	0	0	0	0	0	0	0	0	0	0	0
19.3 Commercial auto no-fault (personal injury protection).....	0	0	0	0	0	0	0	0	0	0	0	190
19.4 Other commercial auto liability.....	0	0	0	0	0	0	0	0	0	0	0	470
21.1 Private passenger auto physical damage.....	0	0	0	0	0	0	0	0	0	0	0	0
21.2 Commercial auto physical damage.....	0	0	0	0	0	0	0	0	0	0	0	431
22. Aircraft (all perils).....	0	0	0	0	0	0	0	0	0	0	0	1
23. Fidelity.....	0	0	0	0	0	0	0	0	0	0	0	236
24. Surety.....	0	0	0	0	0	0	0	0	0	0	0	137
26. Burglary and theft.....	0	0	0	0	0	0	0	0	0	0	0	104
27. Boiler and machinery.....	0	0	0	0	0	0	0	0	0	0	0	149
28. Credit.....	0	0	0	0	0	0	0	0	0	0	0	62
29. International.....	0	0	0	0	0	0	0	0	0	0	0	0
30. Warranty.....	0	0	0	0	0	0	0	0	0	0	0	233
34. Aggregate write-ins for other lines of business.....	0	0	0	0	0	0	0	0	0	0	0	234
35. TOTALS (a).....	815,289	289,144	0	581,472	0	79,562	84,876	0	34,975	37,243	252,740	144,211
DETAILS OF WRITE-INS												
3401. Collateral protection.....	0	0	0	0	0	0	0	0	0	0	0	234
3402. Supplemental unemployment.....	0	0	0	0	0	0	0	0	0	0	0	0
3403. Patent risk.....	0	0	0	0	0	0	0	0	0	0	0	0
3498. Summary of remaining write-ins for Line 34 from overflow page.....	0	0	0	0	0	0	0	0	0	0	0	0
3499. TOTALS (Lines 3401 through 3403 plus 3498) (Line 34 above).....	0	0	0	0	0	0	0	0	0	0	0	234

(a) Finance and service charges not included in Lines 1 to 35 \$.....0.
(b) For health business on indicated lines report: Number of persons insured under PPO managed care products.....0 and number of persons insured under indemnity only products.....0.

EXHIBIT OF PREMIUMS AND LOSSES (Statutory Page 14)



NAIC Group Code.....0084 NAIC Company Code....31135

BUSINESS IN THE STATE OF KENTUCKY DURING THE YEAR

Line of Business	Gross Premiums, Including Policy and Membership Fees, Less Return Premiums and Premiums on Policies not Taken		3 Dividends Paid or Credited to Policyholders on Direct Business	4 Direct Unearned Premium Reserves	5 Direct Losses Paid (deducting salvage)	6 Direct Losses Incurred	7 Direct Losses Unpaid	8 Direct Defense and Cost Containment Expense Paid	9 Direct Defense and Cost Containment Expense Incurred	10 Direct Defense and Cost Containment Expense Unpaid	11 Commissions and Brokerage Expenses	12 Taxes, Licenses and Fees
	1 Direct Premiums Written	2 Direct Premiums Earned										
1. Fire.....	0	0	0	0	0	0	0	0	0	0	0	117
2.1 Allied lines.....	0	0	0	0	0	0	0	0	0	0	0	192
2.2 Multiple peril crop.....	0	0	0	0	0	0	0	0	0	0	0	0
2.3 Federal flood.....	0	0	0	0	0	0	0	0	0	0	0	0
2.4 Private crop.....	0	0	0	0	0	0	0	0	0	0	0	35
2.5 Private flood.....	0	0	0	0	0	0	0	0	0	0	0	0
3. Farmowners multiple peril.....	0	0	0	0	0	0	0	0	0	0	0	20
4. Homeowners multiple peril.....	0	0	0	0	0	0	0	0	0	0	0	0
5.1 Commercial multiple peril (non-liability portion).....	0	0	0	0	0	0	0	0	0	0	0	344
5.2 Commercial multiple peril (liability portion).....	0	0	0	0	0	0	0	0	0	0	0	282
6. Mortgage guaranty.....	0	0	0	0	0	0	0	0	0	0	0	0
8. Ocean marine.....	0	0	0	0	0	0	0	0	0	0	0	35
9. Inland marine.....	0	0	0	0	0	0	0	0	0	0	0	461
10. Financial guaranty.....	0	0	0	0	0	0	0	0	0	0	0	0
11. Medical professional liability.....	0	0	0	0	0	0	0	0	0	0	0	5
12. Earthquake.....	0	0	0	0	0	0	0	0	0	0	0	81
13. Group accident and health (b).....	0	0	0	0	0	0	0	0	0	0	0	69
14. Credit A&H (group and individual).....	0	0	0	0	0	0	0	0	0	0	0	0
15.1 Collectively renewable A&H (b).....	0	0	0	0	0	0	0	0	0	0	0	0
15.2 Non-cancelable A&H (b).....	0	0	0	0	0	0	0	0	0	0	0	0
15.3 Guaranteed renewable A&H (b).....	0	0	0	0	0	0	0	0	0	0	0	0
15.4 Non-renewable for stated reasons only (b).....	0	0	0	0	0	0	0	0	0	0	0	0
15.5 Other accident only.....	0	0	0	0	0	0	0	0	0	0	0	0
15.6 Medicare Title XVIII exempt from state taxes or fees.....	0	0	0	0	0	0	0	0	0	0	0	0
15.7 All other A&H (b).....	0	0	0	0	0	0	0	0	0	0	0	0
15.8 Federal employees health benefits plan premium.....	0	0	0	0	0	0	0	0	0	0	0	0
16. Workers' compensation.....	0	0	0	0	0	0	0	0	0	0	0	198
17.1 Other liability-occurrence.....	38,500	10,548	0	27,952	0	5,196	5,196	0	359	359	3,850	1,454
17.2 Other liability-claims-made.....	252,801	150,778	0	319,347	0	38,501	43,403	0	15,189	17,282	78,368	1,986
17.3 Excess workers' compensation.....	0	0	0	0	0	0	0	0	0	0	0	5
18. Products liability.....	0	0	0	0	0	0	0	0	0	0	0	356
19.1 Private passenger auto no-fault (personal injury protection).....	0	0	0	0	0	0	0	0	0	0	0	0
19.2 Other private passenger auto liability.....	0	0	0	0	0	0	0	0	0	0	0	0
19.3 Commercial auto no-fault (personal injury protection).....	0	0	0	0	0	0	0	0	0	0	0	280
19.4 Other commercial auto liability.....	0	0	0	0	0	0	0	0	0	0	0	558
21.1 Private passenger auto physical damage.....	0	0	0	0	0	0	0	0	0	0	0	0
21.2 Commercial auto physical damage.....	0	0	0	0	0	0	0	0	0	0	0	718
22. Aircraft (all perils).....	0	0	0	0	0	0	0	0	0	0	0	5
23. Fidelity.....	0	0	0	0	0	0	0	0	0	0	0	329
24. Surety.....	0	0	0	0	0	0	0	0	0	0	0	158
26. Burglary and theft.....	0	0	0	0	0	0	0	0	0	0	0	211
27. Boiler and machinery.....	0	0	0	0	0	0	0	0	0	0	0	250
28. Credit.....	0	0	0	0	0	0	0	0	0	0	0	83
29. International.....	0	0	0	0	0	0	0	0	0	0	0	0
30. Warranty.....	0	0	0	0	0	0	0	0	0	0	0	80
34. Aggregate write-ins for other lines of business.....	0	0	0	0	0	0	0	0	0	0	0	115
35. TOTALS (a).....	291,301	161,326	0	347,299	0	43,697	48,600	0	15,548	17,641	82,218	8,425
DETAILS OF WRITE-INS												
3401. Collateral protection.....	0	0	0	0	0	0	0	0	0	0	0	115
3402. Supplemental unemployment.....	0	0	0	0	0	0	0	0	0	0	0	0
3403. Patent risk.....	0	0	0	0	0	0	0	0	0	0	0	0
3498. Summary of remaining write-ins for Line 34 from overflow page.....	0	0	0	0	0	0	0	0	0	0	0	0
3499. TOTALS (Lines 3401 through 3403 plus 3498) (Line 34 above).....	0	0	0	0	0	0	0	0	0	0	0	115

(a) Finance and service charges not included in Lines 1 to 35 \$.....0.
(b) For health business on indicated lines report: Number of persons insured under PPO managed care products.....0 and number of persons insured under indemnity only products.....0.

EXHIBIT OF PREMIUMS AND LOSSES (Statutory Page 14)



NAIC Group Code.....0084 NAIC Company Code....31135

BUSINESS IN THE STATE OF LOUISIANA DURING THE YEAR

Line of Business	Gross Premiums, Including Policy and Membership Fees, Less Return Premiums and Premiums on Policies not Taken		3 Dividends Paid or Credited to Policyholders on Direct Business	4 Direct Unearned Premium Reserves	5 Direct Losses Paid (deducting salvage)	6 Direct Losses Incurred	7 Direct Losses Unpaid	8 Direct Defense and Cost Containment Expense Paid	9 Direct Defense and Cost Containment Expense Incurred	10 Direct Defense and Cost Containment Expense Unpaid	11 Commissions and Brokerage Expenses	12 Taxes, Licenses and Fees
	1 Direct Premiums Written	2 Direct Premiums Earned										
1. Fire.....	0	0	0	0	0	0	0	0	0	0	0	166
2.1 Allied lines.....	0	0	0	0	0	0	0	0	0	0	0	248
2.2 Multiple peril crop.....	0	0	0	0	0	0	0	0	0	0	0	0
2.3 Federal flood.....	0	0	0	0	0	0	0	0	0	0	0	0
2.4 Private crop.....	0	0	0	0	0	0	0	0	0	0	0	48
2.5 Private flood.....	0	0	0	0	0	0	0	0	0	0	0	0
3. Farmowners multiple peril.....	0	0	0	0	0	0	0	0	0	0	0	27
4. Homeowners multiple peril.....	0	0	0	0	0	0	0	0	0	0	0	0
5.1 Commercial multiple peril (non-liability portion).....	0	0	0	0	0	0	0	0	0	0	0	34
5.2 Commercial multiple peril (liability portion).....	0	0	0	0	0	(16)	21	0	(239)	15	0	18
6. Mortgage guaranty.....	0	0	0	0	0	0	0	0	0	0	0	0
8. Ocean marine.....	0	0	0	0	0	0	0	0	0	0	0	48
9. Inland marine.....	1,401	13,257	0	4	0	4,076	4,123	0	5	247	379	767
10. Financial guaranty.....	0	0	0	0	0	0	0	0	0	0	0	0
11. Medical professional liability.....	0	0	0	0	0	0	0	0	0	0	0	7
12. Earthquake.....	0	0	0	0	0	0	0	0	0	0	0	125
13. Group accident and health (b).....	0	0	0	0	0	0	0	0	0	0	0	96
14. Credit A&H (group and individual).....	0	0	0	0	0	0	0	0	0	0	0	0
15.1 Collectively renewable A&H (b).....	0	0	0	0	0	0	0	0	0	0	0	0
15.2 Non-cancelable A&H (b).....	0	0	0	0	0	0	0	0	0	0	0	0
15.3 Guaranteed renewable A&H (b).....	0	0	0	0	0	0	0	0	0	0	0	0
15.4 Non-renewable for stated reasons only (b).....	0	0	0	0	0	0	0	0	0	0	0	0
15.5 Other accident only.....	0	0	0	0	0	0	0	0	0	0	0	0
15.6 Medicare Title XVIII exempt from state taxes or fees.....	0	0	0	0	0	0	0	0	0	0	0	0
15.7 All other A&H (b).....	0	0	0	0	0	0	0	0	0	0	0	0
15.8 Federal employees health benefits plan premium.....	0	0	0	0	0	0	0	0	0	0	0	0
16. Workers' compensation.....	0	0	0	0	0	0	0	0	0	0	0	16
17.1 Other liability-occurrence.....	0	0	0	0	0	0	0	0	0	0	0	186
17.2 Other liability-claims-made.....	1,053,017	424,898	0	766,372	0	117,300	118,182	0	55,545	55,922	326,435	54,455
17.3 Excess workers' compensation.....	0	0	0	0	0	0	0	0	0	0	0	7
18. Products liability.....	0	0	0	0	0	0	0	0	0	0	0	351
19.1 Private passenger auto no-fault (personal injury protection).....	0	0	0	0	0	0	0	0	0	0	0	0
19.2 Other private passenger auto liability.....	0	0	0	0	0	0	0	0	0	0	0	0
19.3 Commercial auto no-fault (personal injury protection).....	0	0	0	0	0	0	0	0	0	0	0	0
19.4 Other commercial auto liability.....	0	0	0	0	0	0	0	0	0	0	0	107
21.1 Private passenger auto physical damage.....	0	0	0	0	0	0	0	0	0	0	0	0
21.2 Commercial auto physical damage.....	0	0	0	0	0	0	0	0	0	0	0	127
22. Aircraft (all perils).....	0	0	0	0	0	0	0	0	0	0	0	0
23. Fidelity.....	0	0	0	0	0	0	0	0	0	0	0	14
24. Surety.....	0	0	0	0	0	0	0	0	0	0	0	219
26. Burglary and theft.....	0	0	0	0	0	0	0	0	0	0	0	288
27. Boiler and machinery.....	0	0	0	0	0	0	0	0	0	0	0	339
28. Credit.....	0	0	0	0	0	0	0	0	0	0	0	52
29. International.....	0	0	0	0	0	0	0	0	0	0	0	0
30. Warranty.....	0	0	0	0	0	0	0	0	0	0	0	60
34. Aggregate write-ins for other lines of business.....	0	0	0	0	0	0	0	0	0	0	0	66
35. TOTALS (a).....	1,054,418	438,155	0	766,376	0	121,359	122,327	0	55,312	56,184	326,814	57,871
DETAILS OF WRITE-INS												
3401. Collateral protection.....	0	0	0	0	0	0	0	0	0	0	0	66
3402. Supplemental unemployment.....	0	0	0	0	0	0	0	0	0	0	0	0
3403. Patent risk.....	0	0	0	0	0	0	0	0	0	0	0	0
3498. Summary of remaining write-ins for Line 34 from overflow page.....	0	0	0	0	0	0	0	0	0	0	0	0
3499. TOTALS (Lines 3401 through 3403 plus 3498) (Line 34 above).....	0	0	0	0	0	0	0	0	0	0	0	66

(a) Finance and service charges not included in Lines 1 to 35 \$.....0.
(b) For health business on indicated lines report: Number of persons insured under PPO managed care products.....0 and number of persons insured under indemnity only products.....0.

EXHIBIT OF PREMIUMS AND LOSSES (Statutory Page 14)



NAIC Group Code.....0084 NAIC Company Code....31135

BUSINESS IN THE STATE OF MASSACHUSETTS DURING THE YEAR

Line of Business	Gross Premiums, Including Policy and Membership Fees, Less Return Premiums and Premiums on Policies not Taken		3 Dividends Paid or Credited to Policyholders on Direct Business	4 Direct Unearned Premium Reserves	5 Direct Losses Paid (deducting salvage)	6 Direct Losses Incurred	7 Direct Losses Unpaid	8 Direct Defense and Cost Containment Expense Paid	9 Direct Defense and Cost Containment Expense Incurred	10 Direct Defense and Cost Containment Expense Unpaid	11 Commissions and Brokerage Expenses	12 Taxes, Licenses and Fees
	1 Direct Premiums Written	2 Direct Premiums Earned										
1. Fire.....	0	0	0	0	0	0	0	0	0	0	0	82
2.1 Allied lines.....	0	0	0	0	0	0	0	0	0	0	0	82
2.2 Multiple peril crop.....	0	0	0	0	0	0	0	0	0	0	0	0
2.3 Federal flood.....	0	0	0	0	0	0	0	0	0	0	0	0
2.4 Private crop.....	0	0	0	0	0	0	0	0	0	0	0	0
2.5 Private flood.....	0	0	0	0	0	0	0	0	0	0	0	0
3. Farmowners multiple peril.....	0	0	0	0	0	0	0	0	0	0	0	0
4. Homeowners multiple peril.....	0	0	0	0	0	0	0	0	0	0	0	0
5.1 Commercial multiple peril (non-liability portion).....	0	0	0	0	0	0	0	0	0	0	0	446
5.2 Commercial multiple peril (liability portion).....	0	(0)	0	0	0	(2,505)	1,824	0	(642)	1,032	0	299
6. Mortgage guaranty.....	0	0	0	0	0	0	0	0	0	0	0	0
8. Ocean marine.....	0	0	0	0	0	0	0	0	0	0	0	0
9. Inland marine.....	17,950	41,387	0	5,023	250	126,018	29,223	410	1,987	2,361	3,325	1,544
10. Financial guaranty.....	0	0	0	0	0	0	0	0	0	0	0	0
11. Medical professional liability.....	0	0	0	0	0	0	0	0	0	0	0	0
12. Earthquake.....	0	0	0	0	0	0	0	0	0	0	0	24
13. Group accident and health (b).....	0	0	0	0	0	0	0	0	0	0	0	0
14. Credit A&H (group and individual).....	0	0	0	0	0	0	0	0	0	0	0	0
15.1 Collectively renewable A&H (b).....	0	0	0	0	0	0	0	0	0	0	0	0
15.2 Non-cancelable A&H (b).....	0	0	0	0	0	0	0	0	0	0	0	0
15.3 Guaranteed renewable A&H (b).....	0	0	0	0	0	0	0	0	0	0	0	0
15.4 Non-renewable for stated reasons only (b).....	0	0	0	0	0	0	0	0	0	0	0	0
15.5 Other accident only.....	0	0	0	0	0	0	0	0	0	0	0	0
15.6 Medicare Title XVIII exempt from state taxes or fees.....	0	0	0	0	0	0	0	0	0	0	0	0
15.7 All other A&H (b).....	0	0	0	0	0	0	0	0	0	0	0	0
15.8 Federal employees health benefits plan premium.....	0	0	0	0	0	0	0	0	0	0	0	0
16. Workers' compensation.....	0	0	0	0	0	0	0	0	0	0	0	0
17.1 Other liability-occurrence.....	810,500	200,756	0	609,744	0	94,937	94,937	0	6,286	6,286	4,499	28,826
17.2 Other liability-claims-made.....	737,211	118,400	0	618,811	0	37,391	37,391	0	14,277	14,277	202,960	27,339
17.3 Excess workers' compensation.....	0	0	0	0	0	0	0	0	0	0	0	0
18. Products liability.....	0	0	0	0	0	0	0	0	0	0	0	333
19.1 Private passenger auto no-fault (personal injury protection).....	0	0	0	0	0	0	0	0	0	0	0	0
19.2 Other private passenger auto liability.....	0	0	0	0	0	0	0	0	0	0	0	0
19.3 Commercial auto no-fault (personal injury protection).....	0	0	0	0	0	0	0	0	0	0	0	188
19.4 Other commercial auto liability.....	0	0	0	0	0	0	0	0	0	0	0	543
21.1 Private passenger auto physical damage.....	0	0	0	0	0	0	0	0	0	0	0	0
21.2 Commercial auto physical damage.....	0	0	0	0	0	0	0	0	0	0	0	732
22. Aircraft (all perils).....	0	0	0	0	0	0	0	0	0	0	0	0
23. Fidelity.....	0	0	0	0	0	0	0	0	0	0	0	790
24. Surety.....	0	0	0	0	0	0	0	0	0	0	0	25
26. Burglary and theft.....	0	0	0	0	0	0	0	0	0	0	0	765
27. Boiler and machinery.....	0	0	0	0	0	0	0	0	0	0	0	188
28. Credit.....	0	0	0	0	0	0	0	0	0	0	0	0
29. International.....	0	0	0	0	0	0	0	0	0	0	0	0
30. Warranty.....	0	0	0	0	0	0	0	0	0	0	0	521
34. Aggregate write-ins for other lines of business.....	0	0	0	0	0	0	0	0	0	0	0	521
35. TOTALS (a).....	1,565,661	360,543	0	1,233,578	250	255,841	163,375	410	21,908	23,956	210,784	63,246
DETAILS OF WRITE-INS												
3401. Collateral protection.....	0	0	0	0	0	0	0	0	0	0	0	521
3402. Supplemental unemployment.....	0	0	0	0	0	0	0	0	0	0	0	0
3403. Patent risk.....	0	0	0	0	0	0	0	0	0	0	0	0
3498. Summary of remaining write-ins for Line 34 from overflow page.....	0	0	0	0	0	0	0	0	0	0	0	0
3499. TOTALS (Lines 3401 through 3403 plus 3498) (Line 34 above).....	0	0	0	0	0	0	0	0	0	0	0	521

(a) Finance and service charges not included in Lines 1 to 35 \$.....0.
(b) For health business on indicated lines report: Number of persons insured under PPO managed care products.....0 and number of persons insured under indemnity only products.....0.

EXHIBIT OF PREMIUMS AND LOSSES (Statutory Page 14)



NAIC Group Code.....0084 NAIC Company Code....31135

BUSINESS IN THE STATE OF MARYLAND DURING THE YEAR

Line of Business	Gross Premiums, Including Policy and Membership Fees, Less Return Premiums and Premiums on Policies not Taken		3 Dividends Paid or Credited to Policyholders on Direct Business	4 Direct Unearned Premium Reserves	5 Direct Losses Paid (deducting salvage)	6 Direct Losses Incurred	7 Direct Losses Unpaid	8 Direct Defense and Cost Containment Expense Paid	9 Direct Defense and Cost Containment Expense Incurred	10 Direct Defense and Cost Containment Expense Unpaid	11 Commissions and Brokerage Expenses	12 Taxes, Licenses and Fees
	1 Direct Premiums Written	2 Direct Premiums Earned										
1. Fire.....	0	0	0	0	0	0	0	0	0	0	0	0
2.1 Allied lines.....	0	0	0	0	0	0	0	0	0	0	0	0
2.2 Multiple peril crop.....	0	0	0	0	0	0	0	0	0	0	0	0
2.3 Federal flood.....	0	0	0	0	0	0	0	0	0	0	0	0
2.4 Private crop.....	0	0	0	0	0	0	0	0	0	0	0	0
2.5 Private flood.....	0	0	0	0	0	0	0	0	0	0	0	0
3. Farmowners multiple peril.....	0	0	0	0	0	0	0	0	0	0	0	0
4. Homeowners multiple peril.....	0	0	0	0	0	0	0	0	0	0	0	0
5.1 Commercial multiple peril (non-liability portion).....	0	0	0	0	0	0	0	0	0	0	0	0
5.2 Commercial multiple peril (liability portion).....	0	0	0	0	0	0	0	0	0	0	0	0
6. Mortgage guaranty.....	0	0	0	0	0	0	0	0	0	0	0	0
8. Ocean marine.....	0	0	0	0	0	0	0	0	0	0	0	0
9. Inland marine.....	21,400	9,791	0	11,609	0	3,008	3,008	0	182	182	4,284	449
10. Financial guaranty.....	0	0	0	0	0	0	0	0	0	0	0	0
11. Medical professional liability.....	0	0	0	0	0	0	0	0	0	0	0	0
12. Earthquake.....	0	0	0	0	0	0	0	0	0	0	0	0
13. Group accident and health (b).....	0	0	0	0	0	0	0	0	0	0	0	0
14. Credit A&H (group and individual).....	0	0	0	0	0	0	0	0	0	0	0	0
15.1 Collectively renewable A&H (b).....	0	0	0	0	0	0	0	0	0	0	0	0
15.2 Non-cancelable A&H (b).....	0	0	0	0	0	0	0	0	0	0	0	0
15.3 Guaranteed renewable A&H (b).....	0	0	0	0	0	0	0	0	0	0	0	0
15.4 Non-renewable for stated reasons only (b).....	0	0	0	0	0	0	0	0	0	0	0	0
15.5 Other accident only.....	0	0	0	0	0	0	0	0	0	0	0	0
15.6 Medicare Title XVIII exempt from state taxes or fees.....	0	0	0	0	0	0	0	0	0	0	0	0
15.7 All other A&H (b).....	0	0	0	0	0	0	0	0	0	0	0	0
15.8 Federal employees health benefits plan premium.....	0	0	0	0	0	0	0	0	0	0	0	0
16. Workers' compensation.....	0	0	0	0	0	0	0	0	0	0	0	0
17.1 Other liability-occurrence.....	105,286	26,250	0	79,036	0	12,692	12,692	0	808	808	15,793	2,205
17.2 Other liability-claims-made.....	1,175,727	557,454	0	1,110,843	0	150,283	159,363	0	65,770	69,646	364,475	23,096
17.3 Excess workers' compensation.....	0	0	0	0	0	0	0	0	0	0	0	0
18. Products liability.....	0	0	0	0	0	0	0	0	0	0	0	0
19.1 Private passenger auto no-fault (personal injury protection).....	0	0	0	0	0	0	0	0	0	0	0	0
19.2 Other private passenger auto liability.....	0	0	0	0	0	0	0	0	0	0	0	0
19.3 Commercial auto no-fault (personal injury protection).....	0	0	0	0	0	0	0	0	0	0	0	0
19.4 Other commercial auto liability.....	0	0	0	0	0	0	0	0	0	0	0	0
21.1 Private passenger auto physical damage.....	0	0	0	0	0	0	0	0	0	0	0	0
21.2 Commercial auto physical damage.....	0	0	0	0	0	0	0	0	0	0	0	0
22. Aircraft (all perils).....	0	0	0	0	0	0	0	0	0	0	0	0
23. Fidelity.....	0	0	0	0	0	0	0	0	0	0	0	0
24. Surety.....	0	0	0	0	0	0	0	0	0	0	0	0
26. Burglary and theft.....	0	0	0	0	0	0	0	0	0	0	0	0
27. Boiler and machinery.....	0	0	0	0	0	0	0	0	0	0	0	0
28. Credit.....	0	0	0	0	0	0	0	0	0	0	0	0
29. International.....	0	0	0	0	0	0	0	0	0	0	0	0
30. Warranty.....	0	0	0	0	0	0	0	0	0	0	0	0
34. Aggregate write-ins for other lines of business.....	0	0	0	0	0	0	0	0	0	0	0	0
35. TOTALS (a).....	1,302,413	593,495	0	1,201,488	0	165,983	175,063	0	66,761	70,636	384,552	25,750

DETAILS OF WRITE-INS

3401. Collateral protection.....	0	0	0	0	0	0	0	0	0	0	0	0
3402. Supplemental unemployment.....	0	0	0	0	0	0	0	0	0	0	0	0
3403. Patent risk.....	0	0	0	0	0	0	0	0	0	0	0	0
3498. Summary of remaining write-ins for Line 34 from overflow page.....	0	0	0	0	0	0	0	0	0	0	0	0
3499. TOTALS (Lines 3401 through 3403 plus 3498) (Line 34 above).....	0	0	0	0	0	0	0	0	0	0	0	0

(a) Finance and service charges not included in Lines 1 to 35 \$.....0.

(b) For health business on indicated lines report: Number of persons insured under PPO managed care products.....0 and number of persons insured under indemnity only products.....0.

EXHIBIT OF PREMIUMS AND LOSSES (Statutory Page 14)



NAIC Group Code.....0084 NAIC Company Code....31135

BUSINESS IN THE STATE OF MAINE DURING THE YEAR

Line of Business	Gross Premiums, Including Policy and Membership Fees, Less Return Premiums and Premiums on Policies not Taken		3 Dividends Paid or Credited to Policyholders on Direct Business	4 Direct Unearned Premium Reserves	5 Direct Losses Paid (deducting salvage)	6 Direct Losses Incurred	7 Direct Losses Unpaid	8 Direct Defense and Cost Containment Expense Paid	9 Direct Defense and Cost Containment Expense Incurred	10 Direct Defense and Cost Containment Expense Unpaid	11 Commissions and Brokerage Expenses	12 Taxes, Licenses and Fees
	1 Direct Premiums Written	2 Direct Premiums Earned										
1. Fire.....	0	0	0	0	0	0	0	0	0	0	0	2
2.1 Allied lines.....	0	0	0	0	0	0	0	0	0	0	0	3
2.2 Multiple peril crop.....	0	0	0	0	0	0	0	0	0	0	0	0
2.3 Federal flood.....	0	0	0	0	0	0	0	0	0	0	0	0
2.4 Private crop.....	0	0	0	0	0	0	0	0	0	0	0	0
2.5 Private flood.....	0	0	0	0	0	0	0	0	0	0	0	0
3. Farmowners multiple peril.....	0	0	0	0	0	0	0	0	0	0	0	0
4. Homeowners multiple peril.....	0	0	0	0	0	0	0	0	0	0	0	0
5.1 Commercial multiple peril (non-liability portion).....	0	0	0	0	0	0	0	0	0	0	0	6
5.2 Commercial multiple peril (liability portion).....	0	0	0	0	0	0	0	0	0	0	0	4
6. Mortgage guaranty.....	0	0	0	0	0	0	0	0	0	0	0	0
8. Ocean marine.....	0	0	0	0	0	0	0	0	0	0	0	0
9. Inland marine.....	1,950	1,886	0	814	0	514	582	0	27	35	449	38
10. Financial guaranty.....	0	0	0	0	0	0	0	0	0	0	0	0
11. Medical professional liability.....	0	0	0	0	0	0	0	0	0	0	0	0
12. Earthquake.....	0	0	0	0	0	0	0	0	0	0	0	1
13. Group accident and health (b).....	0	0	0	0	0	0	0	0	0	0	0	0
14. Credit A&H (group and individual).....	0	0	0	0	0	0	0	0	0	0	0	0
15.1 Collectively renewable A&H (b).....	0	0	0	0	0	0	0	0	0	0	0	0
15.2 Non-cancelable A&H (b).....	0	0	0	0	0	0	0	0	0	0	0	0
15.3 Guaranteed renewable A&H (b).....	0	0	0	0	0	0	0	0	0	0	0	0
15.4 Non-renewable for stated reasons only (b).....	0	0	0	0	0	0	0	0	0	0	0	0
15.5 Other accident only.....	0	0	0	0	0	0	0	0	0	0	0	0
15.6 Medicare Title XVIII exempt from state taxes or fees.....	0	0	0	0	0	0	0	0	0	0	0	0
15.7 All other A&H (b).....	0	0	0	0	0	0	0	0	0	0	0	0
15.8 Federal employees health benefits plan premium.....	0	0	0	0	0	0	0	0	0	0	0	0
16. Workers' compensation.....	0	0	0	0	0	0	0	0	0	0	0	2
17.1 Other liability-occurrence.....	0	0	0	0	0	0	0	0	0	0	0	46
17.2 Other liability-claims-made.....	293,714	73,602	0	323,122	0	266,503	267,699	0	8,945	9,455	91,051	3,165
17.3 Excess workers' compensation.....	0	0	0	0	0	0	0	0	0	0	0	0
18. Products liability.....	0	0	0	0	0	0	0	0	0	0	0	40
19.1 Private passenger auto no-fault (personal injury protection).....	0	0	0	0	0	0	0	0	0	0	0	0
19.2 Other private passenger auto liability.....	0	0	0	0	0	0	0	0	0	0	0	0
19.3 Commercial auto no-fault (personal injury protection).....	0	0	0	0	0	0	0	0	0	0	0	0
19.4 Other commercial auto liability.....	0	0	0	0	0	0	0	0	0	0	0	16
21.1 Private passenger auto physical damage.....	0	0	0	0	0	0	0	0	0	0	0	0
21.2 Commercial auto physical damage.....	0	0	0	0	0	0	0	0	0	0	0	15
22. Aircraft (all perils).....	43,485	72,322	0	23,464	0	(16,020)	43,979	0	2,425	4,776	6,523	1,011
23. Fidelity.....	0	0	0	0	0	0	0	0	0	0	0	3
24. Surety.....	0	0	0	0	0	0	0	0	0	0	0	0
26. Burglary and theft.....	0	0	0	0	0	0	0	0	0	0	0	3
27. Boiler and machinery.....	0	0	0	0	0	0	0	0	0	0	0	4
28. Credit.....	0	0	0	0	0	0	0	0	0	0	0	5
29. International.....	0	0	0	0	0	0	0	0	0	0	0	0
30. Warranty.....	0	0	0	0	0	0	0	0	0	0	0	6
34. Aggregate write-ins for other lines of business.....	0	0	0	0	0	0	0	0	0	0	0	18
35. TOTALS (a).....	339,149	147,810	0	347,401	0	250,996	312,260	0	11,397	14,267	98,023	4,387

DETAILS OF WRITE-INS

3401. Collateral protection.....	0	0	0	0	0	0	0	0	0	0	0	18
3402. Supplemental unemployment.....	0	0	0	0	0	0	0	0	0	0	0	0
3403. Patent risk.....	0	0	0	0	0	0	0	0	0	0	0	0
3498. Summary of remaining write-ins for Line 34 from overflow page.....	0	0	0	0	0	0	0	0	0	0	0	0
3499. TOTALS (Lines 3401 through 3403 plus 3498) (Line 34 above).....	0	0	0	0	0	0	0	0	0	0	0	18

(a) Finance and service charges not included in Lines 1 to 35 \$.....0.

(b) For health business on indicated lines report: Number of persons insured under PPO managed care products.....0 and number of persons insured under indemnity only products.....0.

EXHIBIT OF PREMIUMS AND LOSSES (Statutory Page 14)



NAIC Group Code.....0084 NAIC Company Code....31135

BUSINESS IN THE STATE OF MICHIGAN DURING THE YEAR

Line of Business	Gross Premiums, Including Policy and Membership Fees, Less Return Premiums and Premiums on Policies not Taken		Dividends Paid or Credited to Policyholders on Direct Business	Direct Unearned Premium Reserves	Direct Losses Paid (deducting salvage)	Direct Losses Incurred	Direct Losses Unpaid	Direct Defense and Cost Containment Expense Paid	Direct Defense and Cost Containment Expense Incurred	Direct Defense and Cost Containment Expense Unpaid	Commissions and Brokerage Expenses	Taxes, Licenses and Fees
	Direct Premiums Written	Direct Premiums Earned										
1. Fire.....	0	0	0	0	0	0	0	0	0	0	0	2
2.1 Allied lines.....	0	0	0	0	0	0	0	0	0	0	0	3
2.2 Multiple peril crop.....	0	0	0	0	0	0	0	0	0	0	0	0
2.3 Federal flood.....	0	0	0	0	0	0	0	0	0	0	0	0
2.4 Private crop.....	0	0	0	0	0	0	0	0	0	0	0	0
2.5 Private flood.....	0	0	0	0	0	0	0	0	0	0	0	0
3. Farmowners multiple peril.....	0	0	0	0	0	0	0	0	0	0	0	0
4. Homeowners multiple peril.....	0	0	0	0	0	0	0	0	0	0	0	0
5.1 Commercial multiple peril (non-liability portion).....	0	0	0	0	0	0	0	0	0	0	0	6
5.2 Commercial multiple peril (liability portion).....	0	0	0	0	0	(158)	134	0	(45)	109	0	7
6. Mortgage guaranty.....	0	0	0	0	0	0	0	0	0	0	0	0
8. Ocean marine.....	0	0	0	0	0	0	0	0	0	0	0	0
9. Inland marine.....	11,137	7,415	0	3,722	0	1,707	1,707	0	103	103	2,232	166
10. Financial guaranty.....	0	0	0	0	0	0	0	0	0	0	0	0
11. Medical professional liability.....	0	0	0	0	0	0	0	0	0	0	0	0
12. Earthquake.....	0	0	0	0	0	0	0	0	0	0	0	1
13. Group accident and health (b).....	0	0	0	0	0	0	0	0	0	0	0	0
14. Credit A&H (group and individual).....	0	0	0	0	0	0	0	0	0	0	0	0
15.1 Collectively renewable A&H (b).....	0	0	0	0	0	0	0	0	0	0	0	0
15.2 Non-cancelable A&H (b).....	0	0	0	0	0	0	0	0	0	0	0	0
15.3 Guaranteed renewable A&H (b).....	0	0	0	0	0	0	0	0	0	0	0	0
15.4 Non-renewable for stated reasons only (b).....	0	0	0	0	0	0	0	0	0	0	0	0
15.5 Other accident only.....	0	0	0	0	0	0	0	0	0	0	0	0
15.6 Medicare Title XVIII exempt from state taxes or fees.....	0	0	0	0	0	0	0	0	0	0	0	0
15.7 All other A&H (b).....	0	0	0	0	0	0	0	0	0	0	0	0
15.8 Federal employees health benefits plan premium.....	0	0	0	0	0	0	0	0	0	0	0	0
16. Workers' compensation.....	0	0	0	0	0	0	0	0	0	0	0	2
17.1 Other liability-occurrence.....	160,600	49,037	0	111,563	0	23,085	23,085	0	1,527	1,527	10,750	2,359
17.2 Other liability-claims-made.....	1,810,381	902,223	0	1,588,482	0	239,821	255,077	0	98,084	104,596	561,218	35,502
17.3 Excess workers' compensation.....	0	0	0	0	0	0	0	0	0	0	0	0
18. Products liability.....	0	0	0	0	0	0	0	0	0	0	0	34
19.1 Private passenger auto no-fault (personal injury protection).....	0	0	0	0	0	0	0	0	0	0	0	0
19.2 Other private passenger auto liability.....	0	0	0	0	0	0	0	0	0	0	0	0
19.3 Commercial auto no-fault (personal injury protection).....	0	0	0	0	0	0	0	0	0	0	0	3
19.4 Other commercial auto liability.....	0	0	0	0	0	0	0	0	0	0	0	23
21.1 Private passenger auto physical damage.....	0	0	0	0	0	0	0	0	0	0	0	0
21.2 Commercial auto physical damage.....	0	0	0	0	0	0	0	0	0	0	0	20
22. Aircraft (all perils).....	0	0	0	0	0	0	0	0	0	0	0	0
23. Fidelity.....	0	0	0	0	0	0	0	0	0	0	0	6
24. Surety.....	0	0	0	0	0	0	0	0	0	0	0	0
26. Burglary and theft.....	0	0	0	0	0	0	0	0	0	0	0	6
27. Boiler and machinery.....	0	0	0	0	0	0	0	0	0	0	0	4
28. Credit.....	0	0	0	0	0	0	0	0	0	0	0	8
29. International.....	0	0	0	0	0	0	0	0	0	0	0	0
30. Warranty.....	0	0	0	0	0	0	0	0	0	0	0	11
34. Aggregate write-ins for other lines of business.....	0	0	0	0	0	0	0	0	0	0	0	22
35. TOTALS (a).....	1,982,118	958,674	0	1,703,767	0	264,455	280,003	0	99,669	106,334	574,200	38,184
DETAILS OF WRITE-INS												
3401. Collateral protection.....	0	0	0	0	0	0	0	0	0	0	0	22
3402. Supplemental unemployment.....	0	0	0	0	0	0	0	0	0	0	0	0
3403. Patent risk.....	0	0	0	0	0	0	0	0	0	0	0	0
3498. Summary of remaining write-ins for Line 34 from overflow page.....	0	0	0	0	0	0	0	0	0	0	0	0
3499. TOTALS (Lines 3401 through 3403 plus 3498) (Line 34 above).....	0	0	0	0	0	0	0	0	0	0	0	22

(a) Finance and service charges not included in Lines 1 to 35 \$.....0.
(b) For health business on indicated lines report: Number of persons insured under PPO managed care products.....0 and number of persons insured under indemnity only products.....0.

EXHIBIT OF PREMIUMS AND LOSSES (Statutory Page 14)



NAIC Group Code.....0084 NAIC Company Code....31135

BUSINESS IN THE STATE OF MINNESOTA DURING THE YEAR

19

Line of Business	Gross Premiums, Including Policy and Membership Fees, Less Return Premiums and Premiums on Policies not Taken		3 Dividends Paid or Credited to Policyholders on Direct Business	4 Direct Unearned Premium Reserves	5 Direct Losses Paid (deducting salvage)	6 Direct Losses Incurred	7 Direct Losses Unpaid	8 Direct Defense and Cost Containment Expense Paid	9 Direct Defense and Cost Containment Expense Incurred	10 Direct Defense and Cost Containment Expense Unpaid	11 Commissions and Brokerage Expenses	12 Taxes, Licenses and Fees
	1 Direct Premiums Written	2 Direct Premiums Earned										
1. Fire.....	0	0	0	0	0	0	0	0	0	0	0	1
2.1 Allied lines.....	0	0	0	0	0	0	0	0	0	0	0	1
2.2 Multiple peril crop.....	0	0	0	0	0	0	0	0	0	0	0	0
2.3 Federal flood.....	0	0	0	0	0	0	0	0	0	0	0	0
2.4 Private crop.....	0	0	0	0	0	0	0	0	0	0	0	0
2.5 Private flood.....	0	0	0	0	0	0	0	0	0	0	0	0
3. Farmowners multiple peril.....	0	0	0	0	0	0	0	0	0	0	0	0
4. Homeowners multiple peril.....	0	0	0	0	0	0	0	0	0	0	0	0
5.1 Commercial multiple peril (non-liability portion).....	0	0	0	0	0	0	0	0	0	0	0	0
5.2 Commercial multiple peril (liability portion).....	0	0	0	0	0	0	0	0	0	0	0	0
6. Mortgage guaranty.....	0	0	0	0	0	0	0	0	0	0	0	0
8. Ocean marine.....	0	0	0	0	0	0	0	0	0	0	0	0
9. Inland marine.....	14,866	23,173	0	0	0	5,641	7,131	0	254	431	15	305
10. Financial guaranty.....	0	0	0	0	0	0	0	0	0	0	0	0
11. Medical professional liability.....	0	0	0	0	0	0	0	0	0	0	0	0
12. Earthquake.....	0	0	0	0	0	0	0	0	0	0	0	1
13. Group accident and health (b).....	0	0	0	0	0	0	0	0	0	0	0	0
14. Credit A&H (group and individual).....	0	0	0	0	0	0	0	0	0	0	0	0
15.1 Collectively renewable A&H (b).....	0	0	0	0	0	0	0	0	0	0	0	0
15.2 Non-cancelable A&H (b).....	0	0	0	0	0	0	0	0	0	0	0	0
15.3 Guaranteed renewable A&H (b).....	0	0	0	0	0	0	0	0	0	0	0	0
15.4 Non-renewable for stated reasons only (b).....	0	0	0	0	0	0	0	0	0	0	0	0
15.5 Other accident only.....	0	0	0	0	0	0	0	0	0	0	0	0
15.6 Medicare Title XVIII exempt from state taxes or fees.....	0	0	0	0	0	0	0	0	0	0	0	0
15.7 All other A&H (b).....	0	0	0	0	0	0	0	0	0	0	0	0
15.8 Federal employees health benefits plan premium.....	0	0	0	0	0	0	0	0	0	0	0	0
16. Workers' compensation.....	0	0	0	0	0	0	0	0	0	0	0	0
17.1 Other liability-occurrence.....	1,326,425	433,485	0	892,940	0	209,061	209,061	0	13,829	13,829	45,408	27,251
17.2 Other liability-claims-made.....	847,941	265,575	0	922,539	0	72,832	82,030	0	29,555	33,481	262,862	5,522
17.3 Excess workers' compensation.....	0	0	0	0	0	0	0	0	0	0	0	0
18. Products liability.....	0	0	0	0	0	0	0	0	0	0	0	12
19.1 Private passenger auto no-fault (personal injury protection).....	0	0	0	0	0	0	0	0	0	0	0	0
19.2 Other private passenger auto liability.....	0	0	0	0	0	0	0	0	0	0	0	0
19.3 Commercial auto no-fault (personal injury protection).....	0	0	0	0	0	0	0	0	0	0	0	2
19.4 Other commercial auto liability.....	0	0	0	0	0	0	0	0	0	0	0	8
21.1 Private passenger auto physical damage.....	0	0	0	0	0	0	0	0	0	0	0	0
21.2 Commercial auto physical damage.....	0	0	0	0	0	0	0	0	0	0	0	9
22. Aircraft (all perils).....	0	0	0	0	0	0	0	0	0	0	0	0
23. Fidelity.....	0	0	0	0	0	0	0	0	0	0	0	0
24. Surety.....	0	0	0	0	0	0	0	0	0	0	0	5
26. Burglary and theft.....	0	0	0	0	0	0	0	0	0	0	0	4
27. Boiler and machinery.....	0	0	0	0	0	0	0	0	0	0	0	0
28. Credit.....	0	0	0	0	0	0	0	0	0	0	0	0
29. International.....	0	0	0	0	0	0	0	0	0	0	0	0
30. Warranty.....	0	0	0	0	0	0	0	0	0	0	0	5
34. Aggregate write-ins for other lines of business.....	0	0	0	0	0	0	0	0	0	0	0	11
35. TOTALS (a).....	2,189,232	722,234	0	1,815,478	0	287,535	298,222	0	43,639	47,741	308,285	33,139
DETAILS OF WRITE-INS												
3401. Collateral protection.....	0	0	0	0	0	0	0	0	0	0	0	11
3402. Supplemental unemployment.....	0	0	0	0	0	0	0	0	0	0	0	0
3403. Patent risk.....	0	0	0	0	0	0	0	0	0	0	0	0
3498. Summary of remaining write-ins for Line 34 from overflow page.....	0	0	0	0	0	0	0	0	0	0	0	0
3499. TOTALS (Lines 3401 through 3403 plus 3498) (Line 34 above).....	0	0	0	0	0	0	0	0	0	0	0	11

(a) Finance and service charges not included in Lines 1 to 35 \$.....0.

(b) For health business on indicated lines report: Number of persons insured under PPO managed care products.....0 and number of persons insured under indemnity only products.....0.

EXHIBIT OF PREMIUMS AND LOSSES (Statutory Page 14)



NAIC Group Code.....0084 NAIC Company Code....31135

BUSINESS IN THE STATE OF MISSOURI DURING THE YEAR

19

Line of Business	Gross Premiums, Including Policy and Membership Fees, Less Return Premiums and Premiums on Policies not Taken		3 Dividends Paid or Credited to Policyholders on Direct Business	4 Direct Unearned Premium Reserves	5 Direct Losses Paid (deducting salvage)	6 Direct Losses Incurred	7 Direct Losses Unpaid	8 Direct Defense and Cost Containment Expense Paid	9 Direct Defense and Cost Containment Expense Incurred	10 Direct Defense and Cost Containment Expense Unpaid	11 Commissions and Brokerage Expenses	12 Taxes, Licenses and Fees
	1 Direct Premiums Written	2 Direct Premiums Earned										
1. Fire.....	0	0	0	0	0	0	0	0	0	0	0	0
2.1 Allied lines.....	0	0	0	0	0	0	0	0	0	0	0	0
2.2 Multiple peril crop.....	0	0	0	0	0	0	0	0	0	0	0	0
2.3 Federal flood.....	0	0	0	0	0	0	0	0	0	0	0	0
2.4 Private crop.....	0	0	0	0	0	0	0	0	0	0	0	0
2.5 Private flood.....	0	0	0	0	0	0	0	0	0	0	0	0
3. Farmowners multiple peril.....	0	0	0	0	0	0	0	0	0	0	0	0
4. Homeowners multiple peril.....	0	0	0	0	0	0	0	0	0	0	0	0
5.1 Commercial multiple peril (non-liability portion).....	0	0	0	0	0	0	0	0	0	0	0	0
5.2 Commercial multiple peril (liability portion).....	0	0	0	0	0	0	0	0	0	0	0	0
6. Mortgage guaranty.....	0	0	0	0	0	0	0	0	0	0	0	0
8. Ocean marine.....	0	0	0	0	0	0	0	0	0	0	0	0
9. Inland marine.....	9,968	4,214	0	5,754	0	1,231	1,231	0	75	75	2,195	199
10. Financial guaranty.....	0	0	0	0	0	0	0	0	0	0	0	0
11. Medical professional liability.....	0	0	0	0	0	0	0	0	0	0	0	0
12. Earthquake.....	0	0	0	0	0	0	0	0	0	0	0	0
13. Group accident and health (b).....	0	0	0	0	0	0	0	0	0	0	0	0
14. Credit A&H (group and individual).....	0	0	0	0	0	0	0	0	0	0	0	0
15.1 Collectively renewable A&H (b).....	0	0	0	0	0	0	0	0	0	0	0	0
15.2 Non-cancelable A&H (b).....	0	0	0	0	0	0	0	0	0	0	0	0
15.3 Guaranteed renewable A&H (b).....	0	0	0	0	0	0	0	0	0	0	0	0
15.4 Non-renewable for stated reasons only (b).....	0	0	0	0	0	0	0	0	0	0	0	0
15.5 Other accident only.....	0	0	0	0	0	0	0	0	0	0	0	0
15.6 Medicare Title XVIII exempt from state taxes or fees.....	0	0	0	0	0	0	0	0	0	0	0	0
15.7 All other A&H (b).....	0	0	0	0	0	0	0	0	0	0	0	0
15.8 Federal employees health benefits plan premium.....	0	0	0	0	0	0	0	0	0	0	0	0
16. Workers' compensation.....	0	0	0	0	0	0	0	0	0	0	0	0
17.1 Other liability-occurrence.....	2,171,191	1,349,600	0	2,811,769	163,749	217,713	53,964	986	4,578	3,592	762,050	45,882
17.2 Other liability-claims-made.....	960,170	515,447	0	1,061,113	95,490	224,852	150,639	0	55,521	64,602	297,653	21,284
17.3 Excess workers' compensation.....	0	0	0	0	0	0	0	0	0	0	0	0
18. Products liability.....	0	0	0	0	0	0	0	0	0	0	0	0
19.1 Private passenger auto no-fault (personal injury protection).....	0	0	0	0	0	0	0	0	0	0	0	0
19.2 Other private passenger auto liability.....	0	0	0	0	0	0	0	0	0	0	0	0
19.3 Commercial auto no-fault (personal injury protection).....	0	0	0	0	0	0	0	0	0	0	0	0
19.4 Other commercial auto liability.....	0	0	0	0	0	0	0	0	0	0	0	0
21.1 Private passenger auto physical damage.....	0	0	0	0	0	0	0	0	0	0	0	0
21.2 Commercial auto physical damage.....	0	0	0	0	0	0	0	0	0	0	0	0
22. Aircraft (all perils).....	0	0	0	0	0	0	0	0	0	0	0	0
23. Fidelity.....	0	0	0	0	0	0	0	0	0	0	0	0
24. Surety.....	0	0	0	0	0	0	0	0	0	0	0	0
26. Burglary and theft.....	0	0	0	0	0	0	0	0	0	0	0	0
27. Boiler and machinery.....	0	0	0	0	0	0	0	0	0	0	0	0
28. Credit.....	0	0	0	0	0	0	0	0	0	0	0	0
29. International.....	0	0	0	0	0	0	0	0	0	0	0	0
30. Warranty.....	0	0	0	0	0	0	0	0	0	0	0	0
34. Aggregate write-ins for other lines of business.....	0	0	0	0	0	0	0	0	0	0	0	0
35. TOTALS (a).....	3,141,329	1,869,261	0	3,878,635	259,239	443,796	205,834	986	60,174	68,269	1,061,898	67,365
DETAILS OF WRITE-INS												
3401. Collateral protection.....	0	0	0	0	0	0	0	0	0	0	0	0
3402. Supplemental unemployment.....	0	0	0	0	0	0	0	0	0	0	0	0
3403. Patent risk.....	0	0	0	0	0	0	0	0	0	0	0	0
3498. Summary of remaining write-ins for Line 34 from overflow page.....	0	0	0	0	0	0	0	0	0	0	0	0
3499. TOTALS (Lines 3401 through 3403 plus 3498) (Line 34 above).....	0	0	0	0	0	0	0	0	0	0	0	0

(a) Finance and service charges not included in Lines 1 to 35 \$.....0.

(b) For health business on indicated lines report: Number of persons insured under PPO managed care products.....0 and number of persons insured under indemnity only products.....0.

EXHIBIT OF PREMIUMS AND LOSSES (Statutory Page 14)



NAIC Group Code.....0084 NAIC Company Code....31135

BUSINESS IN THE STATE OF MISSISSIPPI DURING THE YEAR

19

Line of Business	Gross Premiums, Including Policy and Membership Fees, Less Return Premiums and Premiums on Policies not Taken		3 Dividends Paid or Credited to Policyholders on Direct Business	4 Direct Unearned Premium Reserves	5 Direct Losses Paid (deducting salvage)	6 Direct Losses Incurred	7 Direct Losses Unpaid	8 Direct Defense and Cost Containment Expense Paid	9 Direct Defense and Cost Containment Expense Incurred	10 Direct Defense and Cost Containment Expense Unpaid	11 Commissions and Brokerage Expenses	12 Taxes, Licenses and Fees
	1 Direct Premiums Written	2 Direct Premiums Earned										
1. Fire.....	0	0	0	0	0	0	0	0	0	0	0	5
2.1 Allied lines.....	0	0	0	0	0	0	0	0	0	0	0	5
2.2 Multiple peril crop.....	0	0	0	0	0	0	0	0	0	0	0	0
2.3 Federal flood.....	0	0	0	0	0	0	0	0	0	0	0	0
2.4 Private crop.....	0	0	0	0	0	0	0	0	0	0	0	0
2.5 Private flood.....	0	0	0	0	0	0	0	0	0	0	0	0
3. Farmowners multiple peril.....	0	0	0	0	0	0	0	0	0	0	0	0
4. Homeowners multiple peril.....	0	0	0	0	0	0	0	0	0	0	0	0
5.1 Commercial multiple peril (non-liability portion).....	0	0	0	0	0	0	0	0	0	0	0	10
5.2 Commercial multiple peril (liability portion).....	0	0	0	0	0	0	0	0	0	0	0	7
6. Mortgage guaranty.....	0	0	0	0	0	0	0	0	0	0	0	0
8. Ocean marine.....	0	0	0	0	0	0	0	0	0	0	0	0
9. Inland marine.....	0	0	0	0	0	0	0	0	0	0	0	12
10. Financial guaranty.....	0	0	0	0	0	0	0	0	0	0	0	0
11. Medical professional liability.....	0	0	0	0	0	0	0	0	0	0	0	0
12. Earthquake.....	0	0	0	0	0	0	0	0	0	0	0	1
13. Group accident and health (b).....	0	0	0	0	0	0	0	0	0	0	0	0
14. Credit A&H (group and individual).....	0	0	0	0	0	0	0	0	0	0	0	0
15.1 Collectively renewable A&H (b).....	0	0	0	0	0	0	0	0	0	0	0	0
15.2 Non-cancelable A&H (b).....	0	0	0	0	0	0	0	0	0	0	0	0
15.3 Guaranteed renewable A&H (b).....	0	0	0	0	0	0	0	0	0	0	0	0
15.4 Non-renewable for stated reasons only (b).....	0	0	0	0	0	0	0	0	0	0	0	0
15.5 Other accident only.....	0	0	0	0	0	0	0	0	0	0	0	0
15.6 Medicare Title XVIII exempt from state taxes or fees.....	0	0	0	0	0	0	0	0	0	0	0	0
15.7 All other A&H (b).....	0	0	0	0	0	0	0	0	0	0	0	0
15.8 Federal employees health benefits plan premium.....	0	0	0	0	0	0	0	0	0	0	0	0
16. Workers' compensation.....	0	0	0	0	0	0	0	0	0	0	0	504
17.1 Other liability-occurrence.....	0	0	0	0	0	0	0	0	0	0	0	75
17.2 Other liability-claims-made.....	539,405	203,110	0	593,668	0	55,254	63,853	0	26,716	31,819	167,216	16,576
17.3 Excess workers' compensation.....	0	0	0	0	0	0	0	0	0	0	0	0
18. Products liability.....	0	0	0	0	0	0	0	0	0	0	0	72
19.1 Private passenger auto no-fault (personal injury protection).....	0	0	0	0	0	0	0	0	0	0	0	0
19.2 Other private passenger auto liability.....	0	0	0	0	0	0	0	0	0	0	0	0
19.3 Commercial auto no-fault (personal injury protection).....	0	0	0	0	0	0	0	0	0	0	0	0
19.4 Other commercial auto liability.....	0	0	0	0	0	0	0	0	0	0	0	18
21.1 Private passenger auto physical damage.....	0	0	0	0	0	0	0	0	0	0	0	0
21.2 Commercial auto physical damage.....	0	0	0	0	0	0	0	0	0	0	0	27
22. Aircraft (all perils).....	0	0	0	0	0	0	0	0	0	0	0	0
23. Fidelity.....	0	0	0	0	0	0	0	0	0	0	0	7
24. Surety.....	0	0	0	0	0	0	0	0	0	0	0	0
26. Burglary and theft.....	0	0	0	0	0	0	0	0	0	0	0	5
27. Boiler and machinery.....	0	0	0	0	0	0	0	0	0	0	0	7
28. Credit.....	0	0	0	0	0	0	0	0	0	0	0	7
29. International.....	0	0	0	0	0	0	0	0	0	0	0	0
30. Warranty.....	0	0	0	0	0	0	0	0	0	0	0	27
34. Aggregate write-ins for other lines of business.....	0	0	0	0	0	0	0	0	0	0	0	55
35. TOTALS (a).....	539,405	203,110	0	593,668	0	55,254	63,853	0	26,716	31,819	167,216	17,418

DETAILS OF WRITE-INS												
3401. Collateral protection.....	0	0	0	0	0	0	0	0	0	0	0	55
3402. Supplemental unemployment.....	0	0	0	0	0	0	0	0	0	0	0	0
3403. Patent risk.....	0	0	0	0	0	0	0	0	0	0	0	0
3498. Summary of remaining write-ins for Line 34 from overflow page.....	0	0	0	0	0	0	0	0	0	0	0	0
3499. TOTALS (Lines 3401 through 3403 plus 3498) (Line 34 above).....	0	0	0	0	0	0	0	0	0	0	0	55

(a) Finance and service charges not included in Lines 1 to 35 \$.....0.

(b) For health business on indicated lines report: Number of persons insured under PPO managed care products.....0 and number of persons insured under indemnity only products.....0.

EXHIBIT OF PREMIUMS AND LOSSES (Statutory Page 14)



NAIC Group Code.....0084 NAIC Company Code....31135 BUSINESS IN THE STATE OF MONTANA DURING THE YEAR

Line of Business	Gross Premiums, Including Policy and Membership Fees, Less Return Premiums and Premiums on Policies not Taken		3 Dividends Paid or Credited to Policyholders on Direct Business	4 Direct Unearned Premium Reserves	5 Direct Losses Paid (deducting salvage)	6 Direct Losses Incurred	7 Direct Losses Unpaid	8 Direct Defense and Cost Containment Expense Paid	9 Direct Defense and Cost Containment Expense Incurred	10 Direct Defense and Cost Containment Expense Unpaid	11 Commissions and Brokerage Expenses	12 Taxes, Licenses and Fees
	1 Direct Premiums Written	2 Direct Premiums Earned										
1. Fire.....	0	0	0	0	0	0	0	0	0	0	0	52
2.1 Allied lines.....	0	0	0	0	0	0	0	0	0	0	0	79
2.2 Multiple peril crop.....	0	0	0	0	0	0	0	0	0	0	0	0
2.3 Federal flood.....	0	0	0	0	0	0	0	0	0	0	0	0
2.4 Private crop.....	0	0	0	0	0	0	0	0	0	0	0	16
2.5 Private flood.....	0	0	0	0	0	0	0	0	0	0	0	0
3. Farmowners multiple peril.....	0	0	0	0	0	0	0	0	0	0	0	9
4. Homeowners multiple peril.....	0	0	0	0	0	0	0	0	0	0	0	0
5.1 Commercial multiple peril (non-liability portion).....	0	0	0	0	0	0	0	0	0	0	0	151
5.2 Commercial multiple peril (liability portion).....	0	0	0	0	0	0	0	0	0	0	0	104
6. Mortgage guaranty.....	0	0	0	0	0	0	0	0	0	0	0	0
8. Ocean marine.....	0	0	0	0	0	0	0	0	0	0	0	16
9. Inland marine.....	0	0	0	0	0	0	0	0	0	0	0	199
10. Financial guaranty.....	0	0	0	0	0	0	0	0	0	0	0	0
11. Medical professional liability.....	0	0	0	0	0	0	0	0	0	0	0	2
12. Earthquake.....	0	0	0	0	0	0	0	0	0	0	0	41
13. Group accident and health (b).....	0	0	0	0	0	0	0	0	0	0	0	0
14. Credit A&H (group and individual).....	0	0	0	0	0	0	0	0	0	0	0	0
15.1 Collectively renewable A&H (b).....	0	0	0	0	0	0	0	0	0	0	0	0
15.2 Non-cancelable A&H (b).....	0	0	0	0	0	0	0	0	0	0	0	0
15.3 Guaranteed renewable A&H (b).....	0	0	0	0	0	0	0	0	0	0	0	0
15.4 Non-renewable for stated reasons only (b).....	0	0	0	0	0	0	0	0	0	0	0	0
15.5 Other accident only.....	0	0	0	0	0	0	0	0	0	0	0	0
15.6 Medicare Title XVIII exempt from state taxes or fees.....	0	0	0	0	0	0	0	0	0	0	0	0
15.7 All other A&H (b).....	0	0	0	0	0	0	0	0	0	0	0	0
15.8 Federal employees health benefits plan premium.....	0	0	0	0	0	0	0	0	0	0	0	0
16. Workers' compensation.....	0	0	0	0	0	0	0	0	0	0	0	0
17.1 Other liability-occurrence.....	26,785	4,403	0	22,382	0	2,598	2,598	0	180	180	5,357	176
17.2 Other liability-claims-made.....	39,104	13,379	0	25,725	0	2,803	2,803	0	2,048	2,048	12,122	144
17.3 Excess workers' compensation.....	0	0	0	0	0	0	0	0	0	0	0	2
18. Products liability.....	0	0	0	0	0	0	0	0	0	0	0	57
19.1 Private passenger auto no-fault (personal injury protection).....	0	0	0	0	0	0	0	0	0	0	0	0
19.2 Other private passenger auto liability.....	0	0	0	0	0	0	0	0	0	0	0	0
19.3 Commercial auto no-fault (personal injury protection).....	0	0	0	0	0	0	0	0	0	0	0	0
19.4 Other commercial auto liability.....	0	0	0	0	0	0	0	0	0	0	0	221
21.1 Private passenger auto physical damage.....	0	0	0	0	0	0	0	0	0	0	0	0
21.2 Commercial auto physical damage.....	0	0	0	0	0	0	0	0	0	0	0	281
22. Aircraft (all perils).....	0	0	0	0	0	0	0	0	0	0	0	2
23. Fidelity.....	0	0	0	0	0	0	0	0	0	0	0	147
24. Surety.....	0	0	0	0	0	0	0	0	0	0	0	72
26. Burglary and theft.....	0	0	0	0	0	0	0	0	0	0	0	93
27. Boiler and machinery.....	0	0	0	0	0	0	0	0	0	0	0	106
28. Credit.....	0	0	0	0	0	0	0	0	0	0	0	0
29. International.....	0	0	0	0	0	0	0	0	0	0	0	0
30. Warranty.....	0	0	0	0	0	0	0	0	0	0	0	5
34. Aggregate write-ins for other lines of business.....	0	0	0	0	0	0	0	0	0	0	0	7
35. TOTALS (a).....	65,889	17,782	0	48,107	0	5,401	5,401	0	2,227	2,227	17,479	1,981
DETAILS OF WRITE-INS												
3401. Collateral protection.....	0	0	0	0	0	0	0	0	0	0	0	7
3402. Supplemental unemployment.....	0	0	0	0	0	0	0	0	0	0	0	0
3403. Patent risk.....	0	0	0	0	0	0	0	0	0	0	0	0
3498. Summary of remaining write-ins for Line 34 from overflow page.....	0	0	0	0	0	0	0	0	0	0	0	0
3499. TOTALS (Lines 3401 through 3403 plus 3498) (Line 34 above).....	0	0	0	0	0	0	0	0	0	0	0	7

(a) Finance and service charges not included in Lines 1 to 35 \$.....0.
(b) For health business on indicated lines report: Number of persons insured under PPO managed care products.....0 and number of persons insured under indemnity only products.....0.

EXHIBIT OF PREMIUMS AND LOSSES (Statutory Page 14)



NAIC Group Code.....0084 NAIC Company Code....31135

BUSINESS IN THE STATE OF NORTH CAROLINA DURING THE YEAR

Line of Business	Gross Premiums, Including Policy and Membership Fees, Less Return Premiums and Premiums on Policies not Taken		3 Dividends Paid or Credited to Policyholders on Direct Business	4 Direct Unearned Premium Reserves	5 Direct Losses Paid (deducting salvage)	6 Direct Losses Incurred	7 Direct Losses Unpaid	8 Direct Defense and Cost Containment Expense Paid	9 Direct Defense and Cost Containment Expense Incurred	10 Direct Defense and Cost Containment Expense Unpaid	11 Commissions and Brokerage Expenses	12 Taxes, Licenses and Fees
	1 Direct Premiums Written	2 Direct Premiums Earned										
1. Fire.....	0	0	0	0	0	0	0	0	0	0	0	151
2.1 Allied lines.....	0	0	0	0	0	0	0	0	0	0	0	238
2.2 Multiple peril crop.....	0	0	0	0	0	0	0	0	0	0	0	0
2.3 Federal flood.....	0	0	0	0	0	0	0	0	0	0	0	0
2.4 Private crop.....	0	0	0	0	0	0	0	0	0	0	0	45
2.5 Private flood.....	0	0	0	0	0	0	0	0	0	0	0	0
3. Farmowners multiple peril.....	0	0	0	0	0	0	0	0	0	0	0	26
4. Homeowners multiple peril.....	0	0	0	0	0	0	0	0	0	0	0	0
5.1 Commercial multiple peril (non-liability portion).....	0	0	0	0	0	0	0	0	0	0	0	9
5.2 Commercial multiple peril (liability portion).....	0	0	0	0	0	0	0	0	0	0	0	18
6. Mortgage guaranty.....	0	0	0	0	0	0	0	0	0	0	0	0
8. Ocean marine.....	0	0	0	0	0	0	0	0	0	0	0	45
9. Inland marine.....	750	771	0	136	0	148	238	0	4	14	123	578
10. Financial guaranty.....	0	0	0	0	0	0	0	0	0	0	0	0
11. Medical professional liability.....	0	0	0	0	0	0	0	0	0	0	0	6
12. Earthquake.....	0	0	0	0	0	0	0	0	0	0	0	117
13. Group accident and health (b).....	0	0	0	0	0	0	0	0	0	0	0	0
14. Credit A&H (group and individual).....	0	0	0	0	0	0	0	0	0	0	0	0
15.1 Collectively renewable A&H (b).....	0	0	0	0	0	0	0	0	0	0	0	0
15.2 Non-cancelable A&H (b).....	0	0	0	0	0	0	0	0	0	0	0	0
15.3 Guaranteed renewable A&H (b).....	0	0	0	0	0	0	0	0	0	0	0	0
15.4 Non-renewable for stated reasons only (b).....	0	0	0	0	0	0	0	0	0	0	0	0
15.5 Other accident only.....	0	0	0	0	0	0	0	0	0	0	0	0
15.6 Medicare Title XVIII exempt from state taxes or fees.....	0	0	0	0	0	0	0	0	0	0	0	0
15.7 All other A&H (b).....	0	0	0	0	0	0	0	0	0	0	0	0
15.8 Federal employees health benefits plan premium.....	0	0	0	0	0	0	0	0	0	0	0	0
16. Workers' compensation.....	0	0	0	0	0	0	0	0	0	0	0	252
17.1 Other liability-occurrence.....	283,000	44,501	0	238,499	0	21,786	21,786	0	1,437	1,437	4,150	6,454
17.2 Other liability-claims-made.....	220,569	253,920	0	237,835	0	66,241	67,948	0	26,949	27,677	68,376	2,716
17.3 Excess workers' compensation.....	0	0	0	0	0	0	0	0	0	0	0	6
18. Products liability.....	0	0	0	0	0	0	0	0	0	0	0	337
19.1 Private passenger auto no-fault (personal injury protection).....	0	0	0	0	0	0	0	0	0	0	0	0
19.2 Other private passenger auto liability.....	0	0	0	0	0	0	0	0	0	0	0	0
19.3 Commercial auto no-fault (personal injury protection).....	0	0	0	0	0	0	0	0	0	0	0	0
19.4 Other commercial auto liability.....	0	0	0	0	0	0	0	0	0	0	0	102
21.1 Private passenger auto physical damage.....	0	0	0	0	0	0	0	0	0	0	0	0
21.2 Commercial auto physical damage.....	0	0	0	0	0	0	0	0	0	0	0	45
22. Aircraft (all perils).....	0	0	0	0	0	0	0	0	0	0	0	6
23. Fidelity.....	0	0	0	0	0	0	0	0	0	0	0	23
24. Surety.....	0	0	0	0	0	0	0	0	0	0	0	204
26. Burglary and theft.....	0	0	0	0	0	0	0	0	0	0	0	279
27. Boiler and machinery.....	0	0	0	0	0	0	0	0	0	0	0	309
28. Credit.....	0	0	0	0	0	0	0	0	0	0	0	71
29. International.....	0	0	0	0	0	0	0	0	0	0	0	0
30. Warranty.....	0	0	0	0	0	0	0	0	0	0	0	47
34. Aggregate write-ins for other lines of business.....	0	0	0	0	0	0	0	0	0	0	0	62
35. TOTALS (a).....	504,319	299,192	0	476,469	0	88,175	89,971	0	28,389	29,128	72,649	12,148
DETAILS OF WRITE-INS												
3401. Collateral protection.....	0	0	0	0	0	0	0	0	0	0	0	62
3402. Supplemental unemployment.....	0	0	0	0	0	0	0	0	0	0	0	0
3403. Patent risk.....	0	0	0	0	0	0	0	0	0	0	0	0
3498. Summary of remaining write-ins for Line 34 from overflow page.....	0	0	0	0	0	0	0	0	0	0	0	0
3499. TOTALS (Lines 3401 through 3403 plus 3498) (Line 34 above).....	0	0	0	0	0	0	0	0	0	0	0	62

(a) Finance and service charges not included in Lines 1 to 35 \$.....0.
(b) For health business on indicated lines report: Number of persons insured under PPO managed care products.....0 and number of persons insured under indemnity only products.....0.

EXHIBIT OF PREMIUMS AND LOSSES (Statutory Page 14)



NAIC Group Code.....0084 NAIC Company Code....31135

BUSINESS IN THE STATE OF NORTH DAKOTA DURING THE YEAR

19

Line of Business	Gross Premiums, Including Policy and Membership Fees, Less Return Premiums and Premiums on Policies not Taken		3 Dividends Paid or Credited to Policyholders on Direct Business	4 Direct Unearned Premium Reserves	5 Direct Losses Paid (deducting salvage)	6 Direct Losses Incurred	7 Direct Losses Unpaid	8 Direct Defense and Cost Containment Expense Paid	9 Direct Defense and Cost Containment Expense Incurred	10 Direct Defense and Cost Containment Expense Unpaid	11 Commissions and Brokerage Expenses	12 Taxes, Licenses and Fees
	1 Direct Premiums Written	2 Direct Premiums Earned										
1. Fire.....	0	0	0	0	0	0	0	0	0	0	0	(0)
2.1 Allied lines.....	0	0	0	0	0	0	0	0	0	0	0	7
2.2 Multiple peril crop.....	0	0	0	0	0	0	0	0	0	0	0	0
2.3 Federal flood.....	0	0	0	0	0	0	0	0	0	0	0	0
2.4 Private crop.....	0	0	0	0	0	0	0	0	0	0	0	1
2.5 Private flood.....	0	0	0	0	0	0	0	0	0	0	0	0
3. Farmowners multiple peril.....	0	0	0	0	0	0	0	0	0	0	0	1
4. Homeowners multiple peril.....	0	0	0	0	0	0	0	0	0	0	0	0
5.1 Commercial multiple peril (non-liability portion).....	0	0	0	0	0	0	0	0	0	0	0	34
5.2 Commercial multiple peril (liability portion).....	0	0	0	0	0	0	0	0	0	0	0	10
6. Mortgage guaranty.....	0	0	0	0	0	0	0	0	0	0	0	0
8. Ocean marine.....	0	0	0	0	0	0	0	0	0	0	0	1
9. Inland marine.....	0	0	0	0	0	0	0	0	0	0	0	18
10. Financial guaranty.....	0	0	0	0	0	0	0	0	0	0	0	0
11. Medical professional liability.....	0	0	0	0	0	0	0	0	0	0	0	0
12. Earthquake.....	0	0	0	0	0	0	0	0	0	0	0	4
13. Group accident and health (b).....	0	0	0	0	0	0	0	0	0	0	0	3
14. Credit A&H (group and individual).....	0	0	0	0	0	0	0	0	0	0	0	0
15.1 Collectively renewable A&H (b).....	0	0	0	0	0	0	0	0	0	0	0	0
15.2 Non-cancelable A&H (b).....	0	0	0	0	0	0	0	0	0	0	0	0
15.3 Guaranteed renewable A&H (b).....	0	0	0	0	0	0	0	0	0	0	0	0
15.4 Non-renewable for stated reasons only (b).....	0	0	0	0	0	0	0	0	0	0	0	0
15.5 Other accident only.....	0	0	0	0	0	0	0	0	0	0	0	0
15.6 Medicare Title XVIII exempt from state taxes or fees.....	0	0	0	0	0	0	0	0	0	0	0	0
15.7 All other A&H (b).....	0	0	0	0	0	0	0	0	0	0	0	0
15.8 Federal employees health benefits plan premium.....	0	0	0	0	0	0	0	0	0	0	0	0
16. Workers' compensation.....	0	0	0	0	0	0	0	0	0	0	0	8
17.1 Other liability-occurrence.....	0	0	0	0	0	0	0	0	0	0	0	24
17.2 Other liability-claims-made.....	11,007	9,413	0	1,594	0	1,595	1,595	0	(137)	(137)	3,412	78
17.3 Excess workers' compensation.....	0	0	0	0	0	0	0	0	0	0	0	0
18. Products liability.....	0	0	0	0	0	0	0	0	0	0	0	16
19.1 Private passenger auto no-fault (personal injury protection).....	0	0	0	0	0	0	0	0	0	0	0	0
19.2 Other private passenger auto liability.....	0	0	0	0	0	0	0	0	0	0	0	0
19.3 Commercial auto no-fault (personal injury protection).....	0	0	0	0	0	0	0	0	0	0	0	10
19.4 Other commercial auto liability.....	0	0	0	0	0	0	0	0	0	0	0	20
21.1 Private passenger auto physical damage.....	0	0	0	0	0	0	0	0	0	0	0	0
21.2 Commercial auto physical damage.....	0	0	0	0	0	0	0	0	0	0	0	26
22. Aircraft (all perils).....	0	0	0	0	0	0	0	0	0	0	0	0
23. Fidelity.....	0	0	0	0	0	0	0	0	0	0	0	13
24. Surety.....	0	0	0	0	0	0	0	0	0	0	0	9
26. Burglary and theft.....	0	0	0	0	0	0	0	0	0	0	0	8
27. Boiler and machinery.....	0	0	0	0	0	0	0	0	0	0	0	9
28. Credit.....	0	0	0	0	0	0	0	0	0	0	0	2
29. International.....	0	0	0	0	0	0	0	0	0	0	0	0
30. Warranty.....	0	0	0	0	0	0	0	0	0	0	0	3
34. Aggregate write-ins for other lines of business.....	0	0	0	0	0	0	0	0	0	0	0	6
35. TOTALS (a).....	11,007	9,413	0	1,594	0	1,595	1,595	0	(137)	(137)	3,412	310
DETAILS OF WRITE-INS												
3401. Collateral protection.....	0	0	0	0	0	0	0	0	0	0	0	6
3402. Supplemental unemployment.....	0	0	0	0	0	0	0	0	0	0	0	0
3403. Patent risk.....	0	0	0	0	0	0	0	0	0	0	0	0
3498. Summary of remaining write-ins for Line 34 from overflow page.....	0	0	0	0	0	0	0	0	0	0	0	0
3499. TOTALS (Lines 3401 through 3403 plus 3498) (Line 34 above).....	0	0	0	0	0	0	0	0	0	0	0	6

(a) Finance and service charges not included in Lines 1 to 35 \$.....0.

(b) For health business on indicated lines report: Number of persons insured under PPO managed care products.....0 and number of persons insured under indemnity only products.....0.

EXHIBIT OF PREMIUMS AND LOSSES (Statutory Page 14)



NAIC Group Code.....0084 NAIC Company Code....31135

BUSINESS IN THE STATE OF NEBRASKA DURING THE YEAR

Line of Business	Gross Premiums, Including Policy and Membership Fees, Less Return Premiums and Premiums on Policies not Taken		Dividends Paid or Credited to Policyholders on Direct Business	4	5	6	7	8	9	10	11	12
	1	2										
	Direct Premiums Written	Direct Premiums Earned		Direct Unearned Premium Reserves	Direct Losses Paid (deducting salvage)	Direct Losses Incurred	Direct Losses Unpaid	Direct Defense and Cost Containment Expense Paid	Direct Defense and Cost Containment Expense Incurred	Direct Defense and Cost Containment Expense Unpaid	Commissions and Brokerage Expenses	Taxes, Licenses and Fees
1. Fire.....	0	0	0	0	0	0	0	0	0	0	0	315
2.1 Allied lines.....	0	0	0	0	0	0	0	0	0	0	0	8
2.2 Multiple peril crop.....	0	0	0	0	0	0	0	0	0	0	0	0
2.3 Federal flood.....	0	0	0	0	0	0	0	0	0	0	0	0
2.4 Private crop.....	0	0	0	0	0	0	0	0	0	0	0	98
2.5 Private flood.....	0	0	0	0	0	0	0	0	0	0	0	0
3. Farmowners multiple peril.....	0	0	0	0	0	0	0	0	0	0	0	56
4. Homeowners multiple peril.....	0	0	0	0	0	0	0	0	0	0	0	0
5.1 Commercial multiple peril (non-liability portion).....	0	0	0	0	0	0	0	0	0	0	0	5
5.2 Commercial multiple peril (liability portion).....	0	0	0	0	0	0	0	0	0	0	0	11
6. Mortgage guaranty.....	0	0	0	0	0	0	0	0	0	0	0	0
8. Ocean marine.....	0	0	0	0	0	0	0	0	0	0	0	98
9. Inland marine.....	0	4,247	0	0	0	766	1,312	0	14	79	7	137
10. Financial guaranty.....	0	0	0	0	0	0	0	0	0	0	0	0
11. Medical professional liability.....	0	0	0	0	0	0	0	0	0	0	0	14
12. Earthquake.....	0	0	0	0	0	0	0	0	0	0	0	252
13. Group accident and health (b).....	0	0	0	0	0	0	0	0	0	0	0	196
14. Credit A&H (group and individual).....	0	0	0	0	0	0	0	0	0	0	0	0
15.1 Collectively renewable A&H (b).....	0	0	0	0	0	0	0	0	0	0	0	0
15.2 Non-cancelable A&H (b).....	0	0	0	0	0	0	0	0	0	0	0	0
15.3 Guaranteed renewable A&H (b).....	0	0	0	0	0	0	0	0	0	0	0	0
15.4 Non-renewable for stated reasons only (b).....	0	0	0	0	0	0	0	0	0	0	0	0
15.5 Other accident only.....	0	0	0	0	0	0	0	0	0	0	0	0
15.6 Medicare Title XVIII exempt from state taxes or fees.....	0	0	0	0	0	0	0	0	0	0	0	0
15.7 All other A&H (b).....	0	0	0	0	0	0	0	0	0	0	0	0
15.8 Federal employees health benefits plan premium.....	0	0	0	0	0	0	0	0	0	0	0	0
16. Workers' compensation.....	0	0	0	0	0	0	0	0	0	0	0	2
17.1 Other liability-occurrence.....	236,230	126,387	0	109,843	0	61,485	61,485	0	4,041	4,041	26,250	1,598
17.2 Other liability-claims-made.....	573,395	460,956	0	867,932	56,673	178,517	152,475	0	53,266	66,340	177,752	8,891
17.3 Excess workers' compensation.....	0	0	0	0	0	0	0	0	0	0	0	14
18. Products liability.....	0	0	0	0	0	0	0	0	0	0	0	396
19.1 Private passenger auto no-fault (personal injury protection).....	0	0	0	0	0	0	0	0	0	0	0	0
19.2 Other private passenger auto liability.....	0	0	0	0	0	0	0	0	0	0	0	0
19.3 Commercial auto no-fault (personal injury protection).....	0	0	0	0	0	0	0	0	0	0	0	0
19.4 Other commercial auto liability.....	0	0	0	0	0	0	0	0	0	0	0	99
21.1 Private passenger auto physical damage.....	0	0	0	0	0	0	0	0	0	0	0	0
21.2 Commercial auto physical damage.....	0	0	0	0	0	0	0	0	0	0	0	88
22. Aircraft (all perils).....	0	0	0	0	0	0	0	0	0	0	0	14
23. Fidelity.....	0	0	0	0	0	0	0	0	0	0	0	5
24. Surety.....	0	0	0	0	0	0	0	0	0	0	0	17
26. Burglary and theft.....	0	0	0	0	0	0	0	0	0	0	0	4
27. Boiler and machinery.....	0	0	0	0	0	0	0	0	0	0	0	4
28. Credit.....	0	0	0	0	0	0	0	0	0	0	0	94
29. International.....	0	0	0	0	0	0	0	0	0	0	0	0
30. Warranty.....	0	0	0	0	0	0	0	0	0	0	0	45
34. Aggregate write-ins for other lines of business.....	0	0	0	0	0	0	0	0	0	0	0	75
35. TOTALS (a).....	809,625	591,590	0	977,775	56,673	240,767	215,271	0	57,321	70,460	204,009	12,536

DETAILS OF WRITE-INS

3401. Collateral protection.....	0	0	0	0	0	0	0	0	0	0	0	75
3402. Supplemental unemployment.....	0	0	0	0	0	0	0	0	0	0	0	0
3403. Patent risk.....	0	0	0	0	0	0	0	0	0	0	0	0
3498. Summary of remaining write-ins for Line 34 from overflow page.....	0	0	0	0	0	0	0	0	0	0	0	0
3499. TOTALS (Lines 3401 through 3403 plus 3498) (Line 34 above).....	0	0	0	0	0	0	0	0	0	0	0	75

(a) Finance and service charges not included in Lines 1 to 35 \$.....0.

(b) For health business on indicated lines report: Number of persons insured under PPO managed care products.....0 and number of persons insured under indemnity only products.....0.

EXHIBIT OF PREMIUMS AND LOSSES (Statutory Page 14)



NAIC Group Code.....0084 NAIC Company Code....31135

BUSINESS IN THE STATE OF NEW HAMPSHIRE DURING THE YEAR

19

Line of Business	Gross Premiums, Including Policy and Membership Fees, Less Return Premiums and Premiums on Policies not Taken		3 Dividends Paid or Credited to Policyholders on Direct Business	4 Direct Unearned Premium Reserves	5 Direct Losses Paid (deducting salvage)	6 Direct Losses Incurred	7 Direct Losses Unpaid	8 Direct Defense and Cost Containment Expense Paid	9 Direct Defense and Cost Containment Expense Incurred	10 Direct Defense and Cost Containment Expense Unpaid	11 Commissions and Brokerage Expenses	12 Taxes, Licenses and Fees
	1 Direct Premiums Written	2 Direct Premiums Earned										
1. Fire.....	0	0	0	0	0	0	0	0	0	0	0	1
2.1 Allied lines.....	0	0	0	0	0	0	0	0	0	0	0	1
2.2 Multiple peril crop.....	0	0	0	0	0	0	0	0	0	0	0	0
2.3 Federal flood.....	0	0	0	0	0	0	0	0	0	0	0	0
2.4 Private crop.....	0	0	0	0	0	0	0	0	0	0	0	0
2.5 Private flood.....	0	0	0	0	0	0	0	0	0	0	0	0
3. Farmowners multiple peril.....	0	0	0	0	0	0	0	0	0	0	0	0
4. Homeowners multiple peril.....	0	0	0	0	0	0	0	0	0	0	0	0
5.1 Commercial multiple peril (non-liability portion).....	0	0	0	0	0	0	0	0	0	0	0	3
5.2 Commercial multiple peril (liability portion).....	0	0	0	0	0	0	0	0	0	0	0	5
6. Mortgage guaranty.....	0	0	0	0	0	0	0	0	0	0	0	0
8. Ocean marine.....	0	0	0	0	0	0	0	0	0	0	0	0
9. Inland marine.....	476,905	457,397	0	218,245	520,929	521,087	46,088	0	1,055	411	91,722	8,479
10. Financial guaranty.....	0	0	0	0	0	0	0	0	0	0	0	0
11. Medical professional liability.....	0	0	0	0	0	0	0	0	0	0	0	0
12. Earthquake.....	0	0	0	0	0	0	0	0	0	0	0	1
13. Group accident and health (b).....	0	0	0	0	0	0	0	0	0	0	0	0
14. Credit A&H (group and individual).....	0	0	0	0	0	0	0	0	0	0	0	0
15.1 Collectively renewable A&H (b).....	0	0	0	0	0	0	0	0	0	0	0	0
15.2 Non-cancelable A&H (b).....	0	0	0	0	0	0	0	0	0	0	0	0
15.3 Guaranteed renewable A&H (b).....	0	0	0	0	0	0	0	0	0	0	0	0
15.4 Non-renewable for stated reasons only (b).....	0	0	0	0	0	0	0	0	0	0	0	0
15.5 Other accident only.....	0	0	0	0	0	0	0	0	0	0	0	0
15.6 Medicare Title XVIII exempt from state taxes or fees.....	0	0	0	0	0	0	0	0	0	0	0	0
15.7 All other A&H (b).....	0	0	0	0	0	0	0	0	0	0	0	0
15.8 Federal employees health benefits plan premium.....	0	0	0	0	0	0	0	0	0	0	0	0
16. Workers' compensation.....	0	0	0	0	0	0	0	0	0	0	0	1
17.1 Other liability-occurrence.....	0	0	0	0	0	0	0	0	0	0	0	25
17.2 Other liability-claims-made.....	(1,533)	23,641	0	37,924	0	4,463	9,738	0	1,524	3,776	(475)	196
17.3 Excess workers' compensation.....	0	0	0	0	0	0	0	0	0	0	0	0
18. Products liability.....	0	0	0	0	0	0	0	0	0	0	0	22
19.1 Private passenger auto no-fault (personal injury protection).....	0	0	0	0	0	0	0	0	0	0	0	0
19.2 Other private passenger auto liability.....	0	0	0	0	0	0	0	0	0	0	0	0
19.3 Commercial auto no-fault (personal injury protection).....	0	0	0	0	0	0	0	0	0	0	0	0
19.4 Other commercial auto liability.....	0	0	0	0	0	0	0	0	0	0	0	5
21.1 Private passenger auto physical damage.....	0	0	0	0	0	0	0	0	0	0	0	0
21.2 Commercial auto physical damage.....	0	0	0	0	0	0	0	0	0	0	0	6
22. Aircraft (all perils).....	0	0	0	0	0	0	0	0	0	0	0	0
23. Fidelity.....	0	0	0	0	0	0	0	0	0	0	0	6
24. Surety.....	0	0	0	0	0	0	0	0	0	0	0	0
26. Burglary and theft.....	0	0	0	0	0	0	0	0	0	0	0	6
27. Boiler and machinery.....	0	0	0	0	0	0	0	0	0	0	0	2
28. Credit.....	0	0	0	0	0	0	0	0	0	0	0	1
29. International.....	0	0	0	0	0	0	0	0	0	0	0	0
30. Warranty.....	0	0	0	0	0	0	0	0	0	0	0	5
34. Aggregate write-ins for other lines of business.....	0	0	0	0	0	0	0	0	0	0	0	9
35. TOTALS (a).....	475,372	481,038	0	256,169	520,929	525,550	55,827	0	2,579	4,187	91,247	8,775

DETAILS OF WRITE-INS

3401. Collateral protection.....	0	0	0	0	0	0	0	0	0	0	0	9
3402. Supplemental unemployment.....	0	0	0	0	0	0	0	0	0	0	0	0
3403. Patent risk.....	0	0	0	0	0	0	0	0	0	0	0	0
3498. Summary of remaining write-ins for Line 34 from overflow page.....	0	0	0	0	0	0	0	0	0	0	0	0
3499. TOTALS (Lines 3401 through 3403 plus 3498) (Line 34 above).....	0	0	0	0	0	0	0	0	0	0	0	9

(a) Finance and service charges not included in Lines 1 to 35 \$.....0.

(b) For health business on indicated lines report: Number of persons insured under PPO managed care products.....0 and number of persons insured under indemnity only products.....0.

EXHIBIT OF PREMIUMS AND LOSSES (Statutory Page 14)



NAIC Group Code.....0084 NAIC Company Code....31135 BUSINESS IN THE STATE OF NEW JERSEY DURING THE YEAR

Line of Business	Gross Premiums, Including Policy and Membership Fees, Less Return Premiums and Premiums on Policies not Taken		3 Dividends Paid or Credited to Policyholders on Direct Business	4 Direct Unearned Premium Reserves	5 Direct Losses Paid (deducting salvage)	6 Direct Losses Incurred	7 Direct Losses Unpaid	8 Direct Defense and Cost Containment Expense Paid	9 Direct Defense and Cost Containment Expense Incurred	10 Direct Defense and Cost Containment Expense Unpaid	11 Commissions and Brokerage Expenses	12 Taxes, Licenses and Fees
	1 Direct Premiums Written	2 Direct Premiums Earned										
1. Fire.....	0	0	0	0	0	0	0	0	0	0	0	1
2.1 Allied lines.....	0	0	0	0	0	0	0	0	0	0	0	1
2.2 Multiple peril crop.....	0	0	0	0	0	0	0	0	0	0	0	0
2.3 Federal flood.....	0	0	0	0	0	0	0	0	0	0	0	0
2.4 Private crop.....	0	0	0	0	0	0	0	0	0	0	0	0
2.5 Private flood.....	0	0	0	0	0	0	0	0	0	0	0	0
3. Farmowners multiple peril.....	0	0	0	0	0	0	0	0	0	0	0	0
4. Homeowners multiple peril.....	0	0	0	0	0	0	0	0	0	0	0	0
5.1 Commercial multiple peril (non-liability portion).....	0	0	0	0	0	0	0	0	0	0	0	10
5.2 Commercial multiple peril (liability portion).....	0	0	0	0	0	0	0	0	0	0	0	21
6. Mortgage guaranty.....	0	0	0	0	0	0	0	0	0	0	0	0
8. Ocean marine.....	0	0	0	0	0	0	0	0	0	0	0	0
9. Inland marine.....	3,510	1,467	0	2,324	0	3,000	5,000,490	95,100	95,119	27	821	145
10. Financial guaranty.....	0	0	0	0	0	0	0	0	0	0	0	0
11. Medical professional liability.....	0	0	0	0	0	0	0	0	0	0	0	0
12. Earthquake.....	0	0	0	0	0	0	0	0	0	0	0	2
13. Group accident and health (b).....	0	0	0	0	0	0	0	0	0	0	0	0
14. Credit A&H (group and individual).....	0	0	0	0	0	0	0	0	0	0	0	0
15.1 Collectively renewable A&H (b).....	0	0	0	0	0	0	0	0	0	0	0	0
15.2 Non-cancelable A&H (b).....	0	0	0	0	0	0	0	0	0	0	0	0
15.3 Guaranteed renewable A&H (b).....	0	0	0	0	0	0	0	0	0	0	0	0
15.4 Non-renewable for stated reasons only (b).....	0	0	0	0	0	0	0	0	0	0	0	0
15.5 Other accident only.....	0	0	0	0	0	0	0	0	0	0	0	0
15.6 Medicare Title XVIII exempt from state taxes or fees.....	0	0	0	0	0	0	0	0	0	0	0	0
15.7 All other A&H (b).....	0	0	0	0	0	0	0	0	0	0	0	0
15.8 Federal employees health benefits plan premium.....	0	0	0	0	0	0	0	0	0	0	0	0
16. Workers' compensation.....	0	0	0	0	0	0	0	0	0	0	0	0
17.1 Other liability-occurrence.....	566,500	145,173	0	421,327	0	70,553	70,553	0	4,670	4,670	2,474	12,596
17.2 Other liability-claims-made.....	1,965,561	1,531,649	0	1,569,525	143,504	666,947	584,508	0	176,723	205,652	609,324	47,534
17.3 Excess workers' compensation.....	0	0	0	0	0	0	0	0	0	0	0	0
18. Products liability.....	0	0	0	0	0	0	0	0	0	0	0	131
19.1 Private passenger auto no-fault (personal injury protection).....	0	0	0	0	0	0	0	0	0	0	0	0
19.2 Other private passenger auto liability.....	0	0	0	0	0	0	0	0	0	0	0	0
19.3 Commercial auto no-fault (personal injury protection).....	0	0	0	0	0	0	0	0	0	0	0	6
19.4 Other commercial auto liability.....	0	0	0	0	0	0	0	0	0	0	0	14
21.1 Private passenger auto physical damage.....	0	0	0	0	0	0	0	0	0	0	0	0
21.2 Commercial auto physical damage.....	0	0	0	0	0	0	0	0	0	0	0	22
22. Aircraft (all perils).....	0	0	0	0	0	0	0	0	0	0	0	0
23. Fidelity.....	0	0	0	0	0	0	0	0	0	0	0	18
24. Surety.....	0	0	0	0	0	0	0	0	0	0	0	0
26. Burglary and theft.....	0	0	0	0	0	0	0	0	0	0	0	11
27. Boiler and machinery.....	0	0	0	0	0	0	0	0	0	0	0	7
28. Credit.....	0	0	0	0	0	0	0	0	0	0	0	5
29. International.....	0	0	0	0	0	0	0	0	0	0	0	0
30. Warranty.....	0	0	0	0	0	0	0	0	0	0	0	16
34. Aggregate write-ins for other lines of business.....	0	0	0	0	0	0	0	0	0	0	0	30
35. TOTALS (a).....	2,535,571	1,678,289	0	1,993,177	143,504	740,500	5,655,551	95,100	276,511	210,349	612,619	60,568
DETAILS OF WRITE-INS												
3401. Collateral protection.....	0	0	0	0	0	0	0	0	0	0	0	30
3402. Supplemental unemployment.....	0	0	0	0	0	0	0	0	0	0	0	0
3403. Patent risk.....	0	0	0	0	0	0	0	0	0	0	0	0
3498. Summary of remaining write-ins for Line 34 from overflow page.....	0	0	0	0	0	0	0	0	0	0	0	0
3499. TOTALS (Lines 3401 through 3403 plus 3498) (Line 34 above).....	0	0	0	0	0	0	0	0	0	0	0	30

(a) Finance and service charges not included in Lines 1 to 35 \$.....0.
(b) For health business on indicated lines report: Number of persons insured under PPO managed care products.....0 and number of persons insured under indemnity only products.....0.

EXHIBIT OF PREMIUMS AND LOSSES (Statutory Page 14)



NAIC Group Code.....0084 NAIC Company Code....31135 BUSINESS IN THE STATE OF NEW MEXICO DURING THE YEAR

Line of Business	Gross Premiums, Including Policy and Membership Fees, Less Return Premiums and Premiums on Policies not Taken		3 Dividends Paid or Credited to Policyholders on Direct Business	4 Direct Unearned Premium Reserves	5 Direct Losses Paid (deducting salvage)	6 Direct Losses Incurred	7 Direct Losses Unpaid	8 Direct Defense and Cost Containment Expense Paid	9 Direct Defense and Cost Containment Expense Incurred	10 Direct Defense and Cost Containment Expense Unpaid	11 Commissions and Brokerage Expenses	12 Taxes, Licenses and Fees
	1 Direct Premiums Written	2 Direct Premiums Earned										
1. Fire.....	0	0	0	0	0	0	0	0	0	0	0	10
2.1 Allied lines.....	0	0	0	0	0	0	0	0	0	0	0	10
2.2 Multiple peril crop.....	0	0	0	0	0	0	0	0	0	0	0	0
2.3 Federal flood.....	0	0	0	0	0	0	0	0	0	0	0	0
2.4 Private crop.....	0	0	0	0	0	0	0	0	0	0	0	0
2.5 Private flood.....	0	0	0	0	0	0	0	0	0	0	0	0
3. Farmowners multiple peril.....	0	0	0	0	0	0	0	0	0	0	0	0
4. Homeowners multiple peril.....	0	0	0	0	0	0	0	0	0	0	0	0
5.1 Commercial multiple peril (non-liability portion).....	0	0	0	0	0	0	0	0	0	0	0	16
5.2 Commercial multiple peril (liability portion).....	0	0	0	0	0	0	0	0	0	0	0	32
6. Mortgage guaranty.....	0	0	0	0	0	0	0	0	0	0	0	0
8. Ocean marine.....	0	0	0	0	0	0	0	0	0	0	0	0
9. Inland marine.....	4,778	1,832	0	2,946	0	561	561	0	34	34	1,029	168
10. Financial guaranty.....	0	0	0	0	0	0	0	0	0	0	0	0
11. Medical professional liability.....	0	0	0	0	0	0	0	0	0	0	0	0
12. Earthquake.....	0	0	0	0	0	0	0	0	0	0	0	5
13. Group accident and health (b).....	0	0	0	0	0	0	0	0	0	0	0	0
14. Credit A&H (group and individual).....	0	0	0	0	0	0	0	0	0	0	0	0
15.1 Collectively renewable A&H (b).....	0	0	0	0	0	0	0	0	0	0	0	0
15.2 Non-cancelable A&H (b).....	0	0	0	0	0	0	0	0	0	0	0	0
15.3 Guaranteed renewable A&H (b).....	0	0	0	0	0	0	0	0	0	0	0	0
15.4 Non-renewable for stated reasons only (b).....	0	0	0	0	0	0	0	0	0	0	0	0
15.5 Other accident only.....	0	0	0	0	0	0	0	0	0	0	0	0
15.6 Medicare Title XVIII exempt from state taxes or fees.....	0	0	0	0	0	0	0	0	0	0	0	0
15.7 All other A&H (b).....	0	0	0	0	0	0	0	0	0	0	0	0
15.8 Federal employees health benefits plan premium.....	0	0	0	0	0	0	0	0	0	0	0	0
16. Workers' compensation.....	0	0	0	0	0	0	0	0	0	0	0	3
17.1 Other liability-occurrence.....	0	0	0	0	0	0	0	0	0	0	0	206
17.2 Other liability-claims-made.....	529,406	132,004	0	406,658	0	31,326	31,914	0	12,010	12,262	164,116	18,659
17.3 Excess workers' compensation.....	0	0	0	0	0	0	0	0	0	0	0	0
18. Products liability.....	0	0	0	0	0	0	0	0	0	0	0	200
19.1 Private passenger auto no-fault (personal injury protection).....	0	0	0	0	0	0	0	0	0	0	0	0
19.2 Other private passenger auto liability.....	0	0	0	0	0	0	0	0	0	0	0	0
19.3 Commercial auto no-fault (personal injury protection).....	0	0	0	0	0	0	0	0	0	0	0	0
19.4 Other commercial auto liability.....	0	0	0	0	0	0	0	0	0	0	0	36
21.1 Private passenger auto physical damage.....	0	0	0	0	0	0	0	0	0	0	0	0
21.2 Commercial auto physical damage.....	0	0	0	0	0	0	0	0	0	0	0	47
22. Aircraft (all perils).....	0	0	0	0	0	0	0	0	0	0	0	0
23. Fidelity.....	0	0	0	0	0	0	0	0	0	0	0	14
24. Surety.....	0	0	0	0	0	0	0	0	0	0	0	43
26. Burglary and theft.....	0	0	0	0	0	0	0	0	0	0	0	14
27. Boiler and machinery.....	0	0	0	0	0	0	0	0	0	0	0	13
28. Credit.....	0	0	0	0	0	0	0	0	0	0	0	11
29. International.....	0	0	0	0	0	0	0	0	0	0	0	0
30. Warranty.....	0	0	0	0	0	0	0	0	0	0	0	43
34. Aggregate write-ins for other lines of business.....	0	0	0	0	0	0	0	0	0	0	0	85
35. TOTALS (a).....	534,184	133,835	0	409,605	0	31,887	32,475	0	12,044	12,296	165,145	19,615
DETAILS OF WRITE-INS												
3401. Collateral protection.....	0	0	0	0	0	0	0	0	0	0	0	85
3402. Supplemental unemployment.....	0	0	0	0	0	0	0	0	0	0	0	0
3403. Patent risk.....	0	0	0	0	0	0	0	0	0	0	0	0
3498. Summary of remaining write-ins for Line 34 from overflow page.....	0	0	0	0	0	0	0	0	0	0	0	0
3499. TOTALS (Lines 3401 through 3403 plus 3498) (Line 34 above).....	0	0	0	0	0	0	0	0	0	0	0	85

(a) Finance and service charges not included in Lines 1 to 35 \$.....0.
(b) For health business on indicated lines report: Number of persons insured under PPO managed care products.....0 and number of persons insured under indemnity only products.....0.

EXHIBIT OF PREMIUMS AND LOSSES (Statutory Page 14)



NAIC Group Code.....0084 NAIC Company Code....31135

BUSINESS IN THE STATE OF NEVADA DURING THE YEAR

Line of Business	Gross Premiums, Including Policy and Membership Fees, Less Return Premiums and Premiums on Policies not Taken		3 Dividends Paid or Credited to Policyholders on Direct Business	4 Direct Unearned Premium Reserves	5 Direct Losses Paid (deducting salvage)	6 Direct Losses Incurred	7 Direct Losses Unpaid	8 Direct Defense and Cost Containment Expense Paid	9 Direct Defense and Cost Containment Expense Incurred	10 Direct Defense and Cost Containment Expense Unpaid	11 Commissions and Brokerage Expenses	12 Taxes, Licenses and Fees
	1 Direct Premiums Written	2 Direct Premiums Earned										
1. Fire.....	0	0	0	0	0	0	0	0	0	0	0	3
2.1 Allied lines.....	0	0	0	0	0	0	0	0	0	0	0	3
2.2 Multiple peril crop.....	0	0	0	0	0	0	0	0	0	0	0	0
2.3 Federal flood.....	0	0	0	0	0	0	0	0	0	0	0	0
2.4 Private crop.....	0	0	0	0	0	0	0	0	0	0	0	0
2.5 Private flood.....	0	0	0	0	0	0	0	0	0	0	0	0
3. Farmowners multiple peril.....	0	0	0	0	0	0	0	0	0	0	0	0
4. Homeowners multiple peril.....	0	0	0	0	0	0	0	0	0	0	0	0
5.1 Commercial multiple peril (non-liability portion).....	0	0	0	0	0	0	0	0	0	0	0	12
5.2 Commercial multiple peril (liability portion).....	0	0	0	0	0	0	0	0	0	0	0	22
6. Mortgage guaranty.....	0	0	0	0	0	0	0	0	0	0	0	0
8. Ocean marine.....	0	0	0	0	0	0	0	0	0	0	0	0
9. Inland marine.....	3,863	41,411	0	3,444	0	380,864	18,045	0	(526)	771	788	255
10. Financial guaranty.....	0	0	0	0	0	0	0	0	0	0	0	0
11. Medical professional liability.....	0	0	0	0	0	0	0	0	0	0	0	0
12. Earthquake.....	0	0	0	0	0	0	0	0	0	0	0	3
13. Group accident and health (b).....	0	0	0	0	0	0	0	0	0	0	0	0
14. Credit A&H (group and individual).....	0	0	0	0	0	0	0	0	0	0	0	0
15.1 Collectively renewable A&H (b).....	0	0	0	0	0	0	0	0	0	0	0	0
15.2 Non-cancelable A&H (b).....	0	0	0	0	0	0	0	0	0	0	0	0
15.3 Guaranteed renewable A&H (b).....	0	0	0	0	0	0	0	0	0	0	0	0
15.4 Non-renewable for stated reasons only (b).....	0	0	0	0	0	0	0	0	0	0	0	0
15.5 Other accident only.....	0	0	0	0	0	0	0	0	0	0	0	0
15.6 Medicare Title XVIII exempt from state taxes or fees.....	0	0	0	0	0	0	0	0	0	0	0	0
15.7 All other A&H (b).....	0	0	0	0	0	0	0	0	0	0	0	0
15.8 Federal employees health benefits plan premium.....	0	0	0	0	0	0	0	0	0	0	0	0
16. Workers' compensation.....	0	0	0	0	0	0	0	0	0	0	0	5
17.1 Other liability-occurrence.....	350,000	100,021	0	249,979	0	48,768	48,768	0	3,233	3,233	18,749	12,919
17.2 Other liability-claims-made.....	77,627	52,143	0	85,324	0	12,177	18,413	0	3,701	6,363	24,064	3,160
17.3 Excess workers' compensation.....	0	0	0	0	0	0	0	0	0	0	0	0
18. Products liability.....	0	0	0	0	0	0	0	0	0	0	0	26
19.1 Private passenger auto no-fault (personal injury protection).....	0	0	0	0	0	0	0	0	0	0	0	0
19.2 Other private passenger auto liability.....	0	0	0	0	0	0	0	0	0	0	0	0
19.3 Commercial auto no-fault (personal injury protection).....	0	0	0	0	0	0	0	0	0	0	0	0
19.4 Other commercial auto liability.....	0	0	0	0	0	0	0	0	0	0	0	37
21.1 Private passenger auto physical damage.....	0	0	0	0	0	0	0	0	0	0	0	0
21.2 Commercial auto physical damage.....	0	0	0	0	0	0	0	0	0	0	0	32
22. Aircraft (all perils).....	0	0	0	0	0	0	0	0	0	0	0	0
23. Fidelity.....	0	0	0	0	0	0	0	0	0	0	0	6
24. Surety.....	0	0	0	0	0	0	0	0	0	0	0	16
26. Burglary and theft.....	0	0	0	0	0	0	0	0	0	0	0	6
27. Boiler and machinery.....	0	0	0	0	0	0	0	0	0	0	0	8
28. Credit.....	0	0	0	0	0	0	0	0	0	0	0	8
29. International.....	0	0	0	0	0	0	0	0	0	0	0	0
30. Warranty.....	0	0	0	0	0	0	0	0	0	0	0	16
34. Aggregate write-ins for other lines of business.....	0	0	0	0	0	0	0	0	0	0	0	33
35. TOTALS (a).....	431,490	193,576	0	338,746	0	441,809	85,225	0	6,408	10,367	43,602	16,570
DETAILS OF WRITE-INS												
3401. Collateral protection.....	0	0	0	0	0	0	0	0	0	0	0	33
3402. Supplemental unemployment.....	0	0	0	0	0	0	0	0	0	0	0	0
3403. Patent risk.....	0	0	0	0	0	0	0	0	0	0	0	0
3498. Summary of remaining write-ins for Line 34 from overflow page.....	0	0	0	0	0	0	0	0	0	0	0	0
3499. TOTALS (Lines 3401 through 3403 plus 3498) (Line 34 above).....	0	0	0	0	0	0	0	0	0	0	0	33

(a) Finance and service charges not included in Lines 1 to 35 \$.....0.
(b) For health business on indicated lines report: Number of persons insured under PPO managed care products.....0 and number of persons insured under indemnity only products.....0.

EXHIBIT OF PREMIUMS AND LOSSES (Statutory Page 14)



NAIC Group Code.....0084 NAIC Company Code....31135

BUSINESS IN THE STATE OF NEW YORK DURING THE YEAR

19

Line of Business	Gross Premiums, Including Policy and Membership Fees, Less Return Premiums and Premiums on Policies not Taken		3 Dividends Paid or Credited to Policyholders on Direct Business	4 Direct Unearned Premium Reserves	5 Direct Losses Paid (deducting salvage)	6 Direct Losses Incurred	7 Direct Losses Unpaid	8 Direct Defense and Cost Containment Expense Paid	9 Direct Defense and Cost Containment Expense Incurred	10 Direct Defense and Cost Containment Expense Unpaid	11 Commissions and Brokerage Expenses	12 Taxes, Licenses and Fees
	1 Direct Premiums Written	2 Direct Premiums Earned										
1. Fire.....	0	0	0	0	0	0	0	0	0	0	0	0
2.1 Allied lines.....	0	0	0	0	0	0	0	0	0	0	0	0
2.2 Multiple peril crop.....	0	0	0	0	0	0	0	0	0	0	0	0
2.3 Federal flood.....	0	0	0	0	0	0	0	0	0	0	0	0
2.4 Private crop.....	0	0	0	0	0	0	0	0	0	0	0	0
2.5 Private flood.....	0	0	0	0	0	0	0	0	0	0	0	0
3. Farmowners multiple peril.....	0	0	0	0	0	0	0	0	0	0	0	0
4. Homeowners multiple peril.....	0	0	0	0	0	0	0	0	0	0	0	0
5.1 Commercial multiple peril (non-liability portion).....	0	0	0	0	0	0	0	0	0	0	0	0
5.2 Commercial multiple peril (liability portion).....	0	0	0	0	0	0	0	0	0	0	0	0
6. Mortgage guaranty.....	0	0	0	0	0	0	0	0	0	0	0	0
8. Ocean marine.....	0	0	0	0	0	0	0	0	0	0	0	0
9. Inland marine.....	311,370	324,208	0	156,749	1,925,591	1,117,149	(1,959,290)	0	1,854	6,066	71,111	8,731
10. Financial guaranty.....	0	0	0	0	0	0	0	0	0	0	0	0
11. Medical professional liability.....	0	0	0	0	0	0	0	0	0	0	0	0
12. Earthquake.....	0	0	0	0	0	0	0	0	0	0	0	0
13. Group accident and health (b).....	0	0	0	0	0	0	0	0	0	0	0	0
14. Credit A&H (group and individual).....	0	0	0	0	0	0	0	0	0	0	0	0
15.1 Collectively renewable A&H (b).....	0	0	0	0	0	0	0	0	0	0	0	0
15.2 Non-cancelable A&H (b).....	0	0	0	0	0	0	0	0	0	0	0	0
15.3 Guaranteed renewable A&H (b).....	0	0	0	0	0	0	0	0	0	0	0	0
15.4 Non-renewable for stated reasons only (b).....	0	0	0	0	0	0	0	0	0	0	0	0
15.5 Other accident only.....	0	0	0	0	0	0	0	0	0	0	0	0
15.6 Medicare Title XVIII exempt from state taxes or fees.....	0	0	0	0	0	0	0	0	0	0	0	0
15.7 All other A&H (b).....	0	0	0	0	0	0	0	0	0	0	0	0
15.8 Federal employees health benefits plan premium.....	0	0	0	0	0	0	0	0	0	0	0	0
16. Workers' compensation.....	0	0	0	0	0	0	0	0	0	0	0	0
17.1 Other liability-occurrence.....	1,948,903	578,941	0	1,369,962	0	268,134	347,519	0	19,608	25,644	152,510	45,799
17.2 Other liability-claims-made.....	0	0	0	0	0	0	0	0	0	0	0	0
17.3 Excess workers' compensation.....	0	0	0	0	1,037,499	(745,079)	27,123,648	87,430	(71,730)	1,389,248	0	0
18. Products liability.....	0	0	0	0	0	0	0	0	0	0	0	0
19.1 Private passenger auto no-fault (personal injury protection).....	0	0	0	0	0	0	0	0	0	0	0	0
19.2 Other private passenger auto liability.....	0	0	0	0	0	0	0	0	0	0	0	0
19.3 Commercial auto no-fault (personal injury protection).....	0	0	0	0	0	0	0	0	0	0	0	0
19.4 Other commercial auto liability.....	0	0	0	0	0	0	0	0	0	0	0	0
21.1 Private passenger auto physical damage.....	0	0	0	0	0	0	0	0	0	0	0	0
21.2 Commercial auto physical damage.....	0	0	0	0	0	0	0	0	0	0	0	0
22. Aircraft (all perils).....	0	0	0	0	0	0	0	0	0	0	0	0
23. Fidelity.....	0	0	0	0	0	0	0	0	0	0	0	0
24. Surety.....	0	0	0	0	0	0	0	0	0	0	0	0
26. Burglary and theft.....	0	0	0	0	0	0	0	0	0	0	0	0
27. Boiler and machinery.....	0	0	0	0	0	0	0	0	0	0	0	0
28. Credit.....	0	0	0	0	0	0	0	0	0	0	0	0
29. International.....	0	0	0	0	0	0	0	0	0	0	0	0
30. Warranty.....	0	0	0	0	0	0	0	0	0	0	0	0
34. Aggregate write-ins for other lines of business.....	0	0	0	0	0	0	0	0	0	0	0	0
35. TOTALS (a).....	2,260,273	903,149	0	1,526,711	2,963,090	640,204	25,511,877	87,430	(50,267)	1,420,958	223,622	54,529
DETAILS OF WRITE-INS												
3401. Collateral protection.....	0	0	0	0	0	0	0	0	0	0	0	0
3402. Supplemental unemployment.....	0	0	0	0	0	0	0	0	0	0	0	0
3403. Patent risk.....	0	0	0	0	0	0	0	0	0	0	0	0
3498. Summary of remaining write-ins for Line 34 from overflow page.....	0	0	0	0	0	0	0	0	0	0	0	0
3499. TOTALS (Lines 3401 through 3403 plus 3498) (Line 34 above).....	0	0	0	0	0	0	0	0	0	0	0	0

(a) Finance and service charges not included in Lines 1 to 35 \$.....0.

(b) For health business on indicated lines report: Number of persons insured under PPO managed care products.....0 and number of persons insured under indemnity only products.....0.

EXHIBIT OF PREMIUMS AND LOSSES (Statutory Page 14)



NAIC Group Code.....0084 NAIC Company Code....31135

BUSINESS IN THE STATE OF OHIO DURING THE YEAR

19

Line of Business	Gross Premiums, Including Policy and Membership Fees, Less Return Premiums and Premiums on Policies not Taken		3 Dividends Paid or Credited to Policyholders on Direct Business	4 Direct Unearned Premium Reserves	5 Direct Losses Paid (deducting salvage)	6 Direct Losses Incurred	7 Direct Losses Unpaid	8 Direct Defense and Cost Containment Expense Paid	9 Direct Defense and Cost Containment Expense Incurred	10 Direct Defense and Cost Containment Expense Unpaid	11 Commissions and Brokerage Expenses	12 Taxes, Licenses and Fees
	1 Direct Premiums Written	2 Direct Premiums Earned										
1. Fire.....	0	0	0	0	0	0	0	0	0	0	0	2
2.1 Allied lines.....	0	0	0	0	0	0	0	0	0	0	0	3
2.2 Multiple peril crop.....	0	0	0	0	0	0	0	0	0	0	0	0
2.3 Federal flood.....	0	0	0	0	0	0	0	0	0	0	0	0
2.4 Private crop.....	0	0	0	0	0	0	0	0	0	0	0	0
2.5 Private flood.....	0	0	0	0	0	0	0	0	0	0	0	0
3. Farmowners multiple peril.....	0	0	0	0	0	0	0	0	0	0	0	0
4. Homeowners multiple peril.....	0	0	0	0	0	0	0	0	0	0	0	0
5.1 Commercial multiple peril (non-liability portion).....	0	0	0	0	0	0	0	0	0	0	0	15
5.2 Commercial multiple peril (liability portion).....	0	0	0	0	0	0	0	0	0	0	0	40
6. Mortgage guaranty.....	0	0	0	0	0	0	0	0	0	0	0	0
8. Ocean marine.....	0	0	0	0	0	0	0	0	0	0	0	0
9. Inland marine.....	6,750	5,442	0	3,791	0	(6,500)	1,777	0	(883)	101	1,393	273
10. Financial guaranty.....	0	0	0	0	0	0	0	0	0	0	0	0
11. Medical professional liability.....	0	0	0	0	0	0	0	0	0	0	0	0
12. Earthquake.....	0	0	0	0	0	0	0	0	0	0	0	1
13. Group accident and health (b).....	0	0	0	0	0	0	0	0	0	0	0	0
14. Credit A&H (group and individual).....	0	0	0	0	0	0	0	0	0	0	0	0
15.1 Collectively renewable A&H (b).....	0	0	0	0	0	0	0	0	0	0	0	0
15.2 Non-cancelable A&H (b).....	0	0	0	0	0	0	0	0	0	0	0	0
15.3 Guaranteed renewable A&H (b).....	0	0	0	0	0	0	0	0	0	0	0	0
15.4 Non-renewable for stated reasons only (b).....	0	0	0	0	0	0	0	0	0	0	0	0
15.5 Other accident only.....	0	0	0	0	0	0	0	0	0	0	0	0
15.6 Medicare Title XVIII exempt from state taxes or fees.....	0	0	0	0	0	0	0	0	0	0	0	0
15.7 All other A&H (b).....	0	0	0	0	0	0	0	0	0	0	0	0
15.8 Federal employees health benefits plan premium.....	0	0	0	0	0	0	0	0	0	0	0	0
16. Workers' compensation.....	0	0	0	0	0	0	0	0	0	0	0	7
17.1 Other liability-occurrence.....	442,500	106,808	0	335,692	0	49,067	49,067	0	3,323	3,323	(0)	6,661
17.2 Other liability-claims-made.....	1,890,261	762,793	0	1,657,787	0	198,104	226,421	0	84,901	96,987	585,981	31,189
17.3 Excess workers' compensation.....	0	0	0	0	0	0	0	0	0	0	0	0
18. Products liability.....	0	0	0	0	0	0	0	0	0	0	0	206
19.1 Private passenger auto no-fault (personal injury protection).....	0	0	0	0	0	0	0	0	0	0	0	0
19.2 Other private passenger auto liability.....	0	0	0	0	0	0	0	0	0	0	0	0
19.3 Commercial auto no-fault (personal injury protection).....	0	0	0	0	0	0	0	0	0	0	0	0
19.4 Other commercial auto liability.....	0	0	0	0	0	0	0	0	0	0	0	66
21.1 Private passenger auto physical damage.....	0	0	0	0	0	0	0	0	0	0	0	0
21.2 Commercial auto physical damage.....	0	0	0	0	0	0	0	0	0	0	0	48
22. Aircraft (all perils).....	0	0	0	0	0	0	0	0	0	0	0	0
23. Fidelity.....	0	0	0	0	0	0	0	0	0	0	0	90
24. Surety.....	0	0	0	0	0	0	0	0	0	0	0	0
26. Burglary and theft.....	0	0	0	0	0	0	0	0	0	0	0	31
27. Boiler and machinery.....	0	0	0	0	0	0	0	0	0	0	0	9
28. Credit.....	0	0	0	0	0	0	0	0	0	0	0	17
29. International.....	0	0	0	0	0	0	0	0	0	0	0	0
30. Warranty.....	0	0	0	0	0	0	0	0	0	0	0	21
34. Aggregate write-ins for other lines of business.....	0	0	0	0	0	0	0	0	0	0	0	58
35. TOTALS (a).....	2,339,511	875,043	0	1,997,271	0	240,671	277,264	0	87,341	100,411	587,374	38,739
DETAILS OF WRITE-INS												
3401. Collateral protection.....	0	0	0	0	0	0	0	0	0	0	0	58
3402. Supplemental unemployment.....	0	0	0	0	0	0	0	0	0	0	0	0
3403. Patent risk.....	0	0	0	0	0	0	0	0	0	0	0	0
3498. Summary of remaining write-ins for Line 34 from overflow page.....	0	0	0	0	0	0	0	0	0	0	0	0
3499. TOTALS (Lines 3401 through 3403 plus 3498) (Line 34 above).....	0	0	0	0	0	0	0	0	0	0	0	58

(a) Finance and service charges not included in Lines 1 to 35 \$.....0.

(b) For health business on indicated lines report: Number of persons insured under PPO managed care products.....0 and number of persons insured under indemnity only products.....0.

EXHIBIT OF PREMIUMS AND LOSSES (Statutory Page 14)



NAIC Group Code.....0084 NAIC Company Code....31135

BUSINESS IN THE STATE OF OKLAHOMA DURING THE YEAR

Line of Business	Gross Premiums, Including Policy and Membership Fees, Less Return Premiums and Premiums on Policies not Taken		Dividends Paid or Credited to Policyholders on Direct Business	Direct Unearned Premium Reserves	Direct Losses Paid (deducting salvage)	Direct Losses Incurred	Direct Losses Unpaid	Direct Defense and Cost Containment Expense Paid	Direct Defense and Cost Containment Expense Incurred	Direct Defense and Cost Containment Expense Unpaid	Commissions and Brokerage Expenses	Taxes, Licenses and Fees
	Direct Premiums Written	Direct Premiums Earned										
1. Fire.....	0	0	0	0	0	0	0	0	0	0	0	21
2.1 Allied lines.....	0	0	0	0	0	0	0	0	0	0	0	30
2.2 Multiple peril crop.....	0	0	0	0	0	0	0	0	0	0	0	0
2.3 Federal flood.....	0	0	0	0	0	0	0	0	0	0	0	0
2.4 Private crop.....	0	0	0	0	0	0	0	0	0	0	0	5
2.5 Private flood.....	0	0	0	0	0	0	0	0	0	0	0	0
3. Farmowners multiple peril.....	0	0	0	0	0	0	0	0	0	0	0	3
4. Homeowners multiple peril.....	0	0	0	0	0	0	0	0	0	0	0	0
5.1 Commercial multiple peril (non-liability portion).....	0	0	0	0	0	0	0	0	0	0	0	63
5.2 Commercial multiple peril (liability portion).....	0	0	0	0	0	0	0	0	0	0	0	47
6. Mortgage guaranty.....	0	0	0	0	0	0	0	0	0	0	0	0
8. Ocean marine.....	0	0	0	0	0	0	0	0	0	0	0	5
9. Inland marine.....	8,447	7,992	0	755	60,000	62,372	2,448	0	139	148	1,728	531
10. Financial guaranty.....	0	0	0	0	0	0	0	0	0	0	0	0
11. Medical professional liability.....	0	0	0	0	0	0	0	0	0	0	0	1
12. Earthquake.....	0	0	0	0	0	0	0	0	0	0	0	14
13. Group accident and health (b).....	0	0	0	0	0	0	0	0	0	0	0	10
14. Credit A&H (group and individual).....	0	0	0	0	0	0	0	0	0	0	0	0
15.1 Collectively renewable A&H (b).....	0	0	0	0	0	0	0	0	0	0	0	0
15.2 Non-cancelable A&H (b).....	0	0	0	0	0	0	0	0	0	0	0	0
15.3 Guaranteed renewable A&H (b).....	0	0	0	0	0	0	0	0	0	0	0	0
15.4 Non-renewable for stated reasons only (b).....	0	0	0	0	0	0	0	0	0	0	0	0
15.5 Other accident only.....	0	0	0	0	0	0	0	0	0	0	0	0
15.6 Medicare Title XVIII exempt from state taxes or fees.....	0	0	0	0	0	0	0	0	0	0	0	0
15.7 All other A&H (b).....	0	0	0	0	0	0	0	0	0	0	0	0
15.8 Federal employees health benefits plan premium.....	0	0	0	0	0	0	0	0	0	0	0	0
16. Workers' compensation.....	0	0	0	0	0	0	0	0	0	0	0	1,033
17.1 Other liability-occurrence.....	0	0	0	0	157,357	156,273	160	43,865	43,865	0	0	271
17.2 Other liability-claims-made.....	907,683	366,476	0	911,293	0	97,158	109,365	0	41,444	48,087	281,382	33,617
17.3 Excess workers' compensation.....	0	0	0	0	0	0	0	0	0	0	0	1
18. Products liability.....	0	0	0	0	0	0	0	0	0	0	0	236
19.1 Private passenger auto no-fault (personal injury protection).....	0	0	0	0	0	0	0	0	0	0	0	0
19.2 Other private passenger auto liability.....	0	0	0	0	0	0	0	0	0	0	0	0
19.3 Commercial auto no-fault (personal injury protection).....	0	0	0	0	0	0	0	0	0	0	0	0
19.4 Other commercial auto liability.....	0	0	0	0	0	0	0	0	0	0	0	97
21.1 Private passenger auto physical damage.....	0	0	0	0	0	0	0	0	0	0	0	0
21.2 Commercial auto physical damage.....	0	0	0	0	0	0	0	0	0	0	0	122
22. Aircraft (all perils).....	0	0	0	0	0	0	0	0	0	0	0	1
23. Fidelity.....	0	0	0	0	0	0	0	0	0	0	0	61
24. Surety.....	0	0	0	0	0	0	0	0	0	0	0	24
26. Burglary and theft.....	0	0	0	0	0	0	0	0	0	0	0	39
27. Boiler and machinery.....	0	0	0	0	0	0	0	0	0	0	0	44
28. Credit.....	0	0	0	0	0	0	0	0	0	0	0	14
29. International.....	0	0	0	0	0	0	0	0	0	0	0	0
30. Warranty.....	0	0	0	0	0	0	0	0	0	0	0	38
34. Aggregate write-ins for other lines of business.....	0	0	0	0	0	0	0	0	0	0	0	75
35. TOTALS (a).....	916,130	374,468	0	912,048	217,357	315,803	111,972	43,865	85,448	48,236	283,110	36,402
DETAILS OF WRITE-INS												
3401. Collateral protection.....	0	0	0	0	0	0	0	0	0	0	0	75
3402. Supplemental unemployment.....	0	0	0	0	0	0	0	0	0	0	0	0
3403. Patent risk.....	0	0	0	0	0	0	0	0	0	0	0	0
3498. Summary of remaining write-ins for Line 34 from overflow page.....	0	0	0	0	0	0	0	0	0	0	0	0
3499. TOTALS (Lines 3401 through 3403 plus 3498) (Line 34 above).....	0	0	0	0	0	0	0	0	0	0	0	75

(a) Finance and service charges not included in Lines 1 to 35 \$.....0.
(b) For health business on indicated lines report: Number of persons insured under PPO managed care products.....0 and number of persons insured under indemnity only products.....0.

EXHIBIT OF PREMIUMS AND LOSSES (Statutory Page 14)



NAIC Group Code.....0084 NAIC Company Code....31135

BUSINESS IN THE STATE OF OREGON DURING THE YEAR

Line of Business	Gross Premiums, Including Policy and Membership Fees, Less Return Premiums and Premiums on Policies not Taken		3 Dividends Paid or Credited to Policyholders on Direct Business	4 Direct Unearned Premium Reserves	5 Direct Losses Paid (deducting salvage)	6 Direct Losses Incurred	7 Direct Losses Unpaid	8 Direct Defense and Cost Containment Expense Paid	9 Direct Defense and Cost Containment Expense Incurred	10 Direct Defense and Cost Containment Expense Unpaid	11 Commissions and Brokerage Expenses	12 Taxes, Licenses and Fees
	1 Direct Premiums Written	2 Direct Premiums Earned										
1. Fire.....	0	0	0	0	0	0	0	0	0	0	0	44
2.1 Allied lines.....	0	0	0	0	0	0	0	0	0	0	0	52
2.2 Multiple peril crop.....	0	0	0	0	0	0	0	0	0	0	0	0
2.3 Federal flood.....	0	0	0	0	0	0	0	0	0	0	0	0
2.4 Private crop.....	0	0	0	0	0	0	0	0	0	0	0	13
2.5 Private flood.....	0	0	0	0	0	0	0	0	0	0	0	0
3. Farmowners multiple peril.....	0	0	0	0	0	0	0	0	0	0	0	7
4. Homeowners multiple peril.....	0	0	0	0	0	0	0	0	0	0	0	0
5.1 Commercial multiple peril (non-liability portion).....	0	0	0	0	0	0	0	0	0	0	0	125
5.2 Commercial multiple peril (liability portion).....	0	0	0	0	0	0	0	0	0	0	0	90
6. Mortgage guaranty.....	0	0	0	0	0	0	0	0	0	0	0	0
8. Ocean marine.....	0	0	0	0	0	0	0	0	0	0	0	15
9. Inland marine.....	0	0	0	0	0	0	0	0	0	0	0	162
10. Financial guaranty.....	0	0	0	0	0	0	0	0	0	0	0	0
11. Medical professional liability.....	0	0	0	0	0	0	0	0	0	0	0	2
12. Earthquake.....	0	0	0	0	0	0	0	0	0	0	0	29
13. Group accident and health (b).....	0	0	0	0	0	0	0	0	0	0	0	0
14. Credit A&H (group and individual).....	0	0	0	0	0	0	0	0	0	0	0	0
15.1 Collectively renewable A&H (b).....	0	0	0	0	0	0	0	0	0	0	0	0
15.2 Non-cancelable A&H (b).....	0	0	0	0	0	0	0	0	0	0	0	0
15.3 Guaranteed renewable A&H (b).....	0	0	0	0	0	0	0	0	0	0	0	0
15.4 Non-renewable for stated reasons only (b).....	0	0	0	0	0	0	0	0	0	0	0	0
15.5 Other accident only.....	0	0	0	0	0	0	0	0	0	0	0	0
15.6 Medicare Title XVIII exempt from state taxes or fees.....	0	0	0	0	0	0	0	0	0	0	0	0
15.7 All other A&H (b).....	0	0	0	0	0	0	0	0	0	0	0	0
15.8 Federal employees health benefits plan premium.....	0	0	0	0	0	0	0	0	0	0	0	0
16. Workers' compensation.....	0	0	0	0	0	0	0	0	0	0	0	70
17.1 Other liability-occurrence.....	0	0	0	0	0	0	0	0	0	0	0	125
17.2 Other liability-claims-made.....	0	0	0	0	0	0	0	0	0	0	0	72
17.3 Excess workers' compensation.....	0	0	0	0	0	0	0	0	0	0	0	2
18. Products liability.....	0	0	0	0	0	0	0	0	0	0	0	50
19.1 Private passenger auto no-fault (personal injury protection).....	0	0	0	0	0	0	0	0	0	0	0	0
19.2 Other private passenger auto liability.....	0	0	0	0	0	0	0	0	0	0	0	0
19.3 Commercial auto no-fault (personal injury protection).....	0	0	0	0	0	0	0	0	0	0	0	98
19.4 Other commercial auto liability.....	0	0	0	0	0	0	0	0	0	0	0	190
21.1 Private passenger auto physical damage.....	0	0	0	0	0	0	0	0	0	0	0	0
21.2 Commercial auto physical damage.....	0	0	0	0	0	0	0	0	0	0	0	237
22. Aircraft (all perils).....	0	0	0	0	0	0	0	0	0	0	0	2
23. Fidelity.....	0	0	0	0	0	0	0	0	0	0	0	107
24. Surety.....	0	0	0	0	0	0	0	0	0	0	0	68
26. Burglary and theft.....	0	0	0	0	0	0	0	0	0	0	0	70
27. Boiler and machinery.....	0	0	0	0	0	0	0	0	0	0	0	88
28. Credit.....	0	0	0	0	0	0	0	0	0	0	0	4
29. International.....	0	0	0	0	0	0	0	0	0	0	0	0
30. Warranty.....	0	0	0	0	0	0	0	0	0	0	0	4
34. Aggregate write-ins for other lines of business.....	0	0	0	0	0	0	0	0	0	0	0	6
35. TOTALS (a).....	0	0	0	0	0	0	0	0	0	0	0	1,730
DETAILS OF WRITE-INS												
3401. Collateral protection.....	0	0	0	0	0	0	0	0	0	0	0	6
3402. Supplemental unemployment.....	0	0	0	0	0	0	0	0	0	0	0	0
3403. Patent risk.....	0	0	0	0	0	0	0	0	0	0	0	0
3498. Summary of remaining write-ins for Line 34 from overflow page.....	0	0	0	0	0	0	0	0	0	0	0	0
3499. TOTALS (Lines 3401 through 3403 plus 3498) (Line 34 above).....	0	0	0	0	0	0	0	0	0	0	0	6

(a) Finance and service charges not included in Lines 1 to 35 \$.....0.

(b) For health business on indicated lines report: Number of persons insured under PPO managed care products.....0 and number of persons insured under indemnity only products.....0.

EXHIBIT OF PREMIUMS AND LOSSES (Statutory Page 14)



NAIC Group Code.....0084 NAIC Company Code....31135

BUSINESS IN THE STATE OF PENNSYLVANIA DURING THE YEAR

19

Line of Business	Gross Premiums, Including Policy and Membership Fees, Less Return Premiums and Premiums on Policies not Taken		3 Dividends Paid or Credited to Policyholders on Direct Business	4 Direct Unearned Premium Reserves	5 Direct Losses Paid (deducting salvage)	6 Direct Losses Incurred	7 Direct Losses Unpaid	8 Direct Defense and Cost Containment Expense Paid	9 Direct Defense and Cost Containment Expense Incurred	10 Direct Defense and Cost Containment Expense Unpaid	11 Commissions and Brokerage Expenses	12 Taxes, Licenses and Fees
	1 Direct Premiums Written	2 Direct Premiums Earned										
1. Fire.....	0	0	0	0	0	0	0	0	0	0	0	1
2.1 Allied lines.....	0	0	0	0	0	0	0	0	0	0	0	1
2.2 Multiple peril crop.....	0	0	0	0	0	0	0	0	0	0	0	0
2.3 Federal flood.....	0	0	0	0	0	0	0	0	0	0	0	0
2.4 Private crop.....	0	0	0	0	0	0	0	0	0	0	0	0
2.5 Private flood.....	0	0	0	0	0	0	0	0	0	0	0	0
3. Farmowners multiple peril.....	0	0	0	0	0	0	0	0	0	0	0	0
4. Homeowners multiple peril.....	0	0	0	0	0	0	0	0	0	0	0	0
5.1 Commercial multiple peril (non-liability portion).....	0	0	0	0	0	0	0	0	0	0	0	7
5.2 Commercial multiple peril (liability portion).....	0	0	0	0	0	0	0	0	0	0	0	42
6. Mortgage guaranty.....	0	0	0	0	0	0	0	0	0	0	0	0
8. Ocean marine.....	0	0	0	0	0	0	0	0	0	0	0	0
9. Inland marine.....	0	0	0	0	0	233,611	3,203	0	0	0	0	19
10. Financial guaranty.....	0	0	0	0	0	0	0	0	0	0	0	0
11. Medical professional liability.....	0	0	0	0	0	0	0	0	0	0	0	21
12. Earthquake.....	0	0	0	0	0	0	0	0	0	0	0	1
13. Group accident and health (b).....	0	0	0	0	0	0	0	0	0	0	0	0
14. Credit A&H (group and individual).....	0	0	0	0	0	0	0	0	0	0	0	0
15.1 Collectively renewable A&H (b).....	0	0	0	0	0	0	0	0	0	0	0	0
15.2 Non-cancelable A&H (b).....	0	0	0	0	0	0	0	0	0	0	0	0
15.3 Guaranteed renewable A&H (b).....	0	0	0	0	0	0	0	0	0	0	0	0
15.4 Non-renewable for stated reasons only (b).....	0	0	0	0	0	0	0	0	0	0	0	0
15.5 Other accident only.....	0	0	0	0	0	0	0	0	0	0	0	0
15.6 Medicare Title XVIII exempt from state taxes or fees.....	0	0	0	0	0	0	0	0	0	0	0	0
15.7 All other A&H (b).....	0	0	0	0	0	0	0	0	0	0	0	0
15.8 Federal employees health benefits plan premium.....	0	0	0	0	0	0	0	0	0	0	0	0
16. Workers' compensation.....	0	0	0	0	0	0	0	0	0	0	0	24
17.1 Other liability-occurrence.....	492,558	154,582	0	337,976	0	73,151	73,151	0	4,849	4,849	21,383	10,466
17.2 Other liability-claims-made.....	2,705,113	2,187,120	0	2,875,180	55,743	653,355	774,925	0	266,066	344,613	838,585	985
17.3 Excess workers' compensation.....	0	0	0	0	0	0	0	0	0	0	0	0
18. Products liability.....	0	0	0	0	0	0	0	0	0	0	0	147
19.1 Private passenger auto no-fault (personal injury protection).....	0	0	0	0	0	0	0	0	0	0	0	0
19.2 Other private passenger auto liability.....	0	0	0	0	0	0	0	0	0	0	0	0
19.3 Commercial auto no-fault (personal injury protection).....	0	0	0	0	0	0	0	0	0	0	0	25
19.4 Other commercial auto liability.....	0	0	0	0	0	0	0	0	0	0	0	32
21.1 Private passenger auto physical damage.....	0	0	0	0	0	0	0	0	0	0	0	0
21.2 Commercial auto physical damage.....	0	0	0	0	0	0	0	0	0	0	0	60
22. Aircraft (all perils).....	0	0	0	0	0	0	0	0	0	0	0	0
23. Fidelity.....	0	0	0	0	0	0	0	0	0	0	0	16
24. Surety.....	0	0	0	0	0	0	0	0	0	0	0	0
26. Burglary and theft.....	0	0	0	0	0	0	0	0	0	0	0	16
27. Boiler and machinery.....	0	0	0	0	0	0	0	0	0	0	0	4
28. Credit.....	0	0	0	0	0	0	0	0	0	0	0	5
29. International.....	0	0	0	0	0	0	0	0	0	0	0	0
30. Warranty.....	0	0	0	0	0	0	0	0	0	0	0	10
34. Aggregate write-ins for other lines of business.....	0	0	0	0	0	0	0	0	0	0	0	30
35. TOTALS (a).....	3,197,671	2,341,702	0	3,213,156	55,743	960,117	851,279	0	270,915	349,463	859,968	11,912

DETAILS OF WRITE-INS

3401. Collateral protection.....	0	0	0	0	0	0	0	0	0	0	0	30
3402. Supplemental unemployment.....	0	0	0	0	0	0	0	0	0	0	0	0
3403. Patent risk.....	0	0	0	0	0	0	0	0	0	0	0	0
3498. Summary of remaining write-ins for Line 34 from overflow page.....	0	0	0	0	0	0	0	0	0	0	0	0
3499. TOTALS (Lines 3401 through 3403 plus 3498) (Line 34 above).....	0	0	0	0	0	0	0	0	0	0	0	30

(a) Finance and service charges not included in Lines 1 to 35 \$.....0.

(b) For health business on indicated lines report: Number of persons insured under PPO managed care products.....0 and number of persons insured under indemnity only products.....0.

EXHIBIT OF PREMIUMS AND LOSSES (Statutory Page 14)



NAIC Group Code.....0084 NAIC Company Code....31135

BUSINESS IN THE STATE OF RHODE ISLAND DURING THE YEAR

Line of Business	Gross Premiums, Including Policy and Membership Fees, Less Return Premiums and Premiums on Policies not Taken		3 Dividends Paid or Credited to Policyholders on Direct Business	4 Direct Unearned Premium Reserves	5 Direct Losses Paid (deducting salvage)	6 Direct Losses Incurred	7 Direct Losses Unpaid	8 Direct Defense and Cost Containment Expense Paid	9 Direct Defense and Cost Containment Expense Incurred	10 Direct Defense and Cost Containment Expense Unpaid	11 Commissions and Brokerage Expenses	12 Taxes, Licenses and Fees
	1 Direct Premiums Written	2 Direct Premiums Earned										
1. Fire.....	0	0	0	0	0	0	0	0	0	0	0	(5)
2.1 Allied lines.....	0	0	0	0	0	0	0	0	0	0	0	(1)
2.2 Multiple peril crop.....	0	0	0	0	0	0	0	0	0	0	0	0
2.3 Federal flood.....	0	0	0	0	0	0	0	0	0	0	0	0
2.4 Private crop.....	0	0	0	0	0	0	0	0	0	0	0	(0)
2.5 Private flood.....	0	0	0	0	0	0	0	0	0	0	0	0
3. Farmowners multiple peril.....	0	0	0	0	0	0	0	0	0	0	0	(0)
4. Homeowners multiple peril.....	0	0	0	0	0	0	0	0	0	0	0	0
5.1 Commercial multiple peril (non-liability portion).....	0	0	0	0	0	0	0	0	0	0	0	(1)
5.2 Commercial multiple peril (liability portion).....	0	0	0	0	0	0	0	0	0	0	0	(1)
6. Mortgage guaranty.....	0	0	0	0	0	0	0	0	0	0	0	0
8. Ocean marine.....	0	0	0	0	0	0	0	0	0	0	0	0
9. Inland marine.....	1,105	757	0	348	0	230	230	0	14	14	222	(2)
10. Financial guaranty.....	0	0	0	0	0	0	0	0	0	0	0	0
11. Medical professional liability.....	0	0	0	0	0	0	0	0	0	0	0	0
12. Earthquake.....	0	0	0	0	0	0	0	0	0	0	0	(1)
13. Group accident and health (b).....	0	0	0	0	0	0	0	0	0	0	0	0
14. Credit A&H (group and individual).....	0	0	0	0	0	0	0	0	0	0	0	0
15.1 Collectively renewable A&H (b).....	0	0	0	0	0	0	0	0	0	0	0	0
15.2 Non-cancelable A&H (b).....	0	0	0	0	0	0	0	0	0	0	0	0
15.3 Guaranteed renewable A&H (b).....	0	0	0	0	0	0	0	0	0	0	0	0
15.4 Non-renewable for stated reasons only (b).....	0	0	0	0	0	0	0	0	0	0	0	0
15.5 Other accident only.....	0	0	0	0	0	0	0	0	0	0	0	0
15.6 Medicare Title XVIII exempt from state taxes or fees.....	0	0	0	0	0	0	0	0	0	0	0	0
15.7 All other A&H (b).....	0	0	0	0	0	0	0	0	0	0	0	0
15.8 Federal employees health benefits plan premium.....	0	0	0	0	0	0	0	0	0	0	0	0
16. Workers' compensation.....	0	0	0	0	100	100	0	0	0	0	0	(0)
17.1 Other liability-occurrence.....	0	0	0	0	0	0	0	0	0	0	0	(1)
17.2 Other liability-claims-made.....	195,915	50,136	0	145,779	0	12,870	12,870	0	6,186	6,186	60,734	185
17.3 Excess workers' compensation.....	0	0	0	0	0	0	0	0	0	0	0	(0)
18. Products liability.....	0	0	0	0	0	0	0	0	0	0	0	(1)
19.1 Private passenger auto no-fault (personal injury protection).....	0	0	0	0	0	0	0	0	0	0	0	0
19.2 Other private passenger auto liability.....	0	0	0	0	0	0	0	0	0	0	0	0
19.3 Commercial auto no-fault (personal injury protection).....	0	0	0	0	0	0	0	0	0	0	0	0
19.4 Other commercial auto liability.....	0	0	0	0	0	0	0	0	0	0	0	(1)
21.1 Private passenger auto physical damage.....	0	0	0	0	0	0	0	0	0	0	0	0
21.2 Commercial auto physical damage.....	0	0	0	0	0	0	0	0	0	0	0	(1)
22. Aircraft (all perils).....	0	0	0	0	0	0	0	0	0	0	0	(0)
23. Fidelity.....	0	0	0	0	0	0	0	0	0	0	0	(1)
24. Surety.....	0	0	0	0	0	0	0	0	0	0	0	(0)
26. Burglary and theft.....	0	0	0	0	0	0	0	0	0	0	0	(1)
27. Boiler and machinery.....	0	0	0	0	0	0	0	0	0	0	0	(1)
28. Credit.....	0	0	0	0	0	0	0	0	0	0	0	(0)
29. International.....	0	0	0	0	0	0	0	0	0	0	0	0
30. Warranty.....	0	0	0	0	0	0	0	0	0	0	0	(1)
34. Aggregate write-ins for other lines of business.....	0	0	0	0	0	0	0	0	0	0	0	0
35. TOTALS (a).....	197,020	50,893	0	146,127	100	13,199	13,099	0	6,200	6,200	60,956	167

DETAILS OF WRITE-INS

3401. Collateral protection.....	0	0	0	0	0	0	0	0	0	0	0	0
3402. Supplemental unemployment.....	0	0	0	0	0	0	0	0	0	0	0	0
3403. Patent risk.....	0	0	0	0	0	0	0	0	0	0	0	0
3498. Summary of remaining write-ins for Line 34 from overflow page.....	0	0	0	0	0	0	0	0	0	0	0	0
3499. TOTALS (Lines 3401 through 3403 plus 3498) (Line 34 above).....	0	0	0	0	0	0	0	0	0	0	0	0

(a) Finance and service charges not included in Lines 1 to 35 \$.....0.

(b) For health business on indicated lines report: Number of persons insured under PPO managed care products.....0 and number of persons insured under indemnity only products.....0.

EXHIBIT OF PREMIUMS AND LOSSES (Statutory Page 14)



NAIC Group Code.....0084 NAIC Company Code....31135

BUSINESS IN THE STATE OF SOUTH CAROLINA DURING THE YEAR

Line of Business	Gross Premiums, Including Policy and Membership Fees, Less Return Premiums and Premiums on Policies not Taken		Dividends Paid or Credited to Policyholders on Direct Business	Direct Unearned Premium Reserves	Direct Losses Paid (deducting salvage)	Direct Losses Incurred	Direct Losses Unpaid	Direct Defense and Cost Containment Expense Paid	Direct Defense and Cost Containment Expense Incurred	Direct Defense and Cost Containment Expense Unpaid	Commissions and Brokerage Expenses	Taxes, Licenses and Fees
	Direct Premiums Written	Direct Premiums Earned										
1. Fire.....	0	0	0	0	0	0	0	0	0	0	0	6
2.1 Allied lines.....	0	0	0	0	0	0	0	0	0	0	0	5
2.2 Multiple peril crop.....	0	0	0	0	0	0	0	0	0	0	0	0
2.3 Federal flood.....	0	0	0	0	0	0	0	0	0	0	0	0
2.4 Private crop.....	0	0	0	0	0	0	0	0	0	0	0	0
2.5 Private flood.....	0	0	0	0	0	0	0	0	0	0	0	0
3. Farmowners multiple peril.....	0	0	0	0	0	0	0	0	0	0	0	0
4. Homeowners multiple peril.....	0	0	0	0	0	0	0	0	0	0	0	0
5.1 Commercial multiple peril (non-liability portion).....	0	0	0	0	0	0	0	0	0	0	0	19
5.2 Commercial multiple peril (liability portion).....	0	0	0	0	0	0	0	0	0	0	0	30
6. Mortgage guaranty.....	0	0	0	0	0	0	0	0	0	0	0	0
8. Ocean marine.....	0	0	0	0	0	0	0	0	0	0	0	0
9. Inland marine.....	0	0	0	0	0	0	0	0	0	0	0	53
10. Financial guaranty.....	0	0	0	0	0	0	0	0	0	0	0	0
11. Medical professional liability.....	0	0	0	0	0	0	0	0	0	0	0	0
12. Earthquake.....	0	0	0	0	0	0	0	0	0	0	0	3
13. Group accident and health (b).....	0	0	0	0	0	0	0	0	0	0	0	0
14. Credit A&H (group and individual).....	0	0	0	0	0	0	0	0	0	0	0	0
15.1 Collectively renewable A&H (b).....	0	0	0	0	0	0	0	0	0	0	0	0
15.2 Non-cancelable A&H (b).....	0	0	0	0	0	0	0	0	0	0	0	0
15.3 Guaranteed renewable A&H (b).....	0	0	0	0	0	0	0	0	0	0	0	0
15.4 Non-renewable for stated reasons only (b).....	0	0	0	0	0	0	0	0	0	0	0	0
15.5 Other accident only.....	0	0	0	0	0	0	0	0	0	0	0	0
15.6 Medicare Title XVIII exempt from state taxes or fees.....	0	0	0	0	0	0	0	0	0	0	0	0
15.7 All other A&H (b).....	0	0	0	0	0	0	0	0	0	0	0	0
15.8 Federal employees health benefits plan premium.....	0	0	0	0	0	0	0	0	0	0	0	0
16. Workers' compensation.....	0	0	0	0	0	0	0	0	0	0	0	7
17.1 Other liability-occurrence.....	180,500	36,474	0	144,026	0	19,187	19,187	0	1,257	1,257	27,075	7,627
17.2 Other liability-claims-made.....	231,469	285,002	0	526,280	0	80,067	104,530	0	30,283	42,157	71,755	13,244
17.3 Excess workers' compensation.....	0	0	0	0	0	0	0	0	0	0	0	0
18. Products liability.....	0	0	0	0	0	0	0	0	0	0	0	197
19.1 Private passenger auto no-fault (personal injury protection).....	0	0	0	0	0	0	0	0	0	0	0	0
19.2 Other private passenger auto liability.....	0	0	0	0	0	0	0	0	0	0	0	0
19.3 Commercial auto no-fault (personal injury protection).....	0	0	0	0	0	0	0	0	0	0	0	12
19.4 Other commercial auto liability.....	0	0	0	0	0	0	0	0	0	0	0	32
21.1 Private passenger auto physical damage.....	0	0	0	0	0	0	0	0	0	0	0	0
21.2 Commercial auto physical damage.....	0	0	0	0	0	0	0	0	0	0	0	49
22. Aircraft (all perils).....	0	0	0	0	0	0	0	0	0	0	0	0
23. Fidelity.....	0	0	0	0	0	0	0	0	0	0	0	40
24. Surety.....	0	0	0	0	0	0	0	0	0	0	0	0
26. Burglary and theft.....	0	0	0	0	0	0	0	0	0	0	0	24
27. Boiler and machinery.....	0	0	0	0	0	0	0	0	0	0	0	12
28. Credit.....	0	0	0	0	0	0	0	0	0	0	0	12
29. International.....	0	0	0	0	0	0	0	0	0	0	0	0
30. Warranty.....	0	0	0	0	0	0	0	0	0	0	0	49
34. Aggregate write-ins for other lines of business.....	0	0	0	0	0	0	0	0	0	0	0	99
35. TOTALS (a).....	411,969	321,476	0	670,306	0	99,254	123,718	0	31,540	43,415	98,830	21,520
DETAILS OF WRITE-INS												
3401. Collateral protection.....	0	0	0	0	0	0	0	0	0	0	0	99
3402. Supplemental unemployment.....	0	0	0	0	0	0	0	0	0	0	0	0
3403. Patent risk.....	0	0	0	0	0	0	0	0	0	0	0	0
3498. Summary of remaining write-ins for Line 34 from overflow page.....	0	0	0	0	0	0	0	0	0	0	0	0
3499. TOTALS (Lines 3401 through 3403 plus 3498) (Line 34 above).....	0	0	0	0	0	0	0	0	0	0	0	99

(a) Finance and service charges not included in Lines 1 to 35 \$.....0.
(b) For health business on indicated lines report: Number of persons insured under PPO managed care products.....0 and number of persons insured under indemnity only products.....0.

EXHIBIT OF PREMIUMS AND LOSSES (Statutory Page 14)



NAIC Group Code.....0084 NAIC Company Code....31135

BUSINESS IN THE STATE OF SOUTH DAKOTA DURING THE YEAR

Line of Business	Gross Premiums, Including Policy and Membership Fees, Less Return Premiums and Premiums on Policies not Taken		3 Dividends Paid or Credited to Policyholders on Direct Business	4 Direct Unearned Premium Reserves	5 Direct Losses Paid (deducting salvage)	6 Direct Losses Incurred	7 Direct Losses Unpaid	8 Direct Defense and Cost Containment Expense Paid	9 Direct Defense and Cost Containment Expense Incurred	10 Direct Defense and Cost Containment Expense Unpaid	11 Commissions and Brokerage Expenses	12 Taxes, Licenses and Fees
	1 Direct Premiums Written	2 Direct Premiums Earned										
1. Fire.....	0	0	0	0	0	0	0	0	0	0	0	3
2.1 Allied lines.....	0	0	0	0	0	0	0	0	0	0	0	3
2.2 Multiple peril crop.....	0	0	0	0	0	0	0	0	0	0	0	0
2.3 Federal flood.....	0	0	0	0	0	0	0	0	0	0	0	0
2.4 Private crop.....	0	0	0	0	0	0	0	0	0	0	0	0
2.5 Private flood.....	0	0	0	0	0	0	0	0	0	0	0	0
3. Farmowners multiple peril.....	0	0	0	0	0	0	0	0	0	0	0	0
4. Homeowners multiple peril.....	0	0	0	0	0	0	0	0	0	0	0	0
5.1 Commercial multiple peril (non-liability portion).....	0	0	0	0	0	0	0	0	0	0	0	8
5.2 Commercial multiple peril (liability portion).....	0	0	0	0	0	0	0	0	0	0	0	5
6. Mortgage guaranty.....	0	0	0	0	0	0	0	0	0	0	0	0
8. Ocean marine.....	0	0	0	0	0	0	0	0	0	0	0	0
9. Inland marine.....	0	0	0	0	0	0	0	0	0	0	0	9
10. Financial guaranty.....	0	0	0	0	0	0	0	0	0	0	0	0
11. Medical professional liability.....	0	0	0	0	0	0	0	0	0	0	0	0
12. Earthquake.....	0	0	0	0	0	0	0	0	0	0	0	1
13. Group accident and health (b).....	0	0	0	0	0	0	0	0	0	0	0	0
14. Credit A&H (group and individual).....	0	0	0	0	0	0	0	0	0	0	0	0
15.1 Collectively renewable A&H (b).....	0	0	0	0	0	0	0	0	0	0	0	0
15.2 Non-cancelable A&H (b).....	0	0	0	0	0	0	0	0	0	0	0	0
15.3 Guaranteed renewable A&H (b).....	0	0	0	0	0	0	0	0	0	0	0	0
15.4 Non-renewable for stated reasons only (b).....	0	0	0	0	0	0	0	0	0	0	0	0
15.5 Other accident only.....	0	0	0	0	0	0	0	0	0	0	0	0
15.6 Medicare Title XVIII exempt from state taxes or fees.....	0	0	0	0	0	0	0	0	0	0	0	0
15.7 All other A&H (b).....	0	0	0	0	0	0	0	0	0	0	0	0
15.8 Federal employees health benefits plan premium.....	0	0	0	0	0	0	0	0	0	0	0	0
16. Workers' compensation.....	0	0	0	0	0	0	0	0	0	0	0	3
17.1 Other liability-occurrence.....	0	0	0	0	0	0	0	0	0	0	0	103
17.2 Other liability-claims-made.....	370,661	177,815	0	207,760	0	51,321	53,557	0	21,219	22,173	114,905	30,802
17.3 Excess workers' compensation.....	0	0	0	0	0	0	0	0	0	0	0	0
18. Products liability.....	0	0	0	0	0	0	0	0	0	0	0	102
19.1 Private passenger auto no-fault (personal injury protection).....	0	0	0	0	0	0	0	0	0	0	0	0
19.2 Other private passenger auto liability.....	0	0	0	0	0	0	0	0	0	0	0	0
19.3 Commercial auto no-fault (personal injury protection).....	0	0	0	0	0	0	0	0	0	0	0	5
19.4 Other commercial auto liability.....	0	0	0	0	0	0	0	0	0	0	0	16
21.1 Private passenger auto physical damage.....	0	0	0	0	0	0	0	0	0	0	0	0
21.2 Commercial auto physical damage.....	0	0	0	0	0	0	0	0	0	0	0	22
22. Aircraft (all perils).....	0	0	0	0	0	0	0	0	0	0	0	0
23. Fidelity.....	0	0	0	0	0	0	0	0	0	0	0	5
24. Surety.....	0	0	0	0	0	0	0	0	0	0	0	23
26. Burglary and theft.....	0	0	0	0	0	0	0	0	0	0	0	5
27. Boiler and machinery.....	0	0	0	0	0	0	0	0	0	0	0	5
28. Credit.....	0	0	0	0	0	0	0	0	0	0	0	6
29. International.....	0	0	0	0	0	0	0	0	0	0	0	0
30. Warranty.....	0	0	0	0	0	0	0	0	0	0	0	23
34. Aggregate write-ins for other lines of business.....	0	0	0	0	0	0	0	0	0	0	0	46
35. TOTALS (a).....	370,661	177,815	0	207,760	0	51,321	53,557	0	21,219	22,173	114,905	31,197
DETAILS OF WRITE-INS												
3401. Collateral protection.....	0	0	0	0	0	0	0	0	0	0	0	46
3402. Supplemental unemployment.....	0	0	0	0	0	0	0	0	0	0	0	0
3403. Patent risk.....	0	0	0	0	0	0	0	0	0	0	0	0
3498. Summary of remaining write-ins for Line 34 from overflow page.....	0	0	0	0	0	0	0	0	0	0	0	0
3499. TOTALS (Lines 3401 through 3403 plus 3498) (Line 34 above).....	0	0	0	0	0	0	0	0	0	0	0	46

(a) Finance and service charges not included in Lines 1 to 35 \$.....0.
(b) For health business on indicated lines report: Number of persons insured under PPO managed care products.....0 and number of persons insured under indemnity only products.....0.

EXHIBIT OF PREMIUMS AND LOSSES (Statutory Page 14)



NAIC Group Code.....0084 NAIC Company Code....31135 BUSINESS IN THE STATE OF TENNESSEE DURING THE YEAR

Line of Business	Gross Premiums, Including Policy and Membership Fees, Less Return Premiums and Premiums on Policies not Taken		3 Dividends Paid or Credited to Policyholders on Direct Business	4 Direct Unearned Premium Reserves	5 Direct Losses Paid (deducting salvage)	6 Direct Losses Incurred	7 Direct Losses Unpaid	8 Direct Defense and Cost Containment Expense Paid	9 Direct Defense and Cost Containment Expense Incurred	10 Direct Defense and Cost Containment Expense Unpaid	11 Commissions and Brokerage Expenses	12 Taxes, Licenses and Fees
	1 Direct Premiums Written	2 Direct Premiums Earned										
1. Fire.....	0	0	0	0	0	0	0	0	0	0	0	1
2.1 Allied lines.....	0	0	0	0	0	0	0	0	0	0	0	1
2.2 Multiple peril crop.....	0	0	0	0	0	0	0	0	0	0	0	0
2.3 Federal flood.....	0	0	0	0	0	0	0	0	0	0	0	0
2.4 Private crop.....	0	0	0	0	0	0	0	0	0	0	0	0
2.5 Private flood.....	0	0	0	0	0	0	0	0	0	0	0	0
3. Farmowners multiple peril.....	0	0	0	0	0	0	0	0	0	0	0	0
4. Homeowners multiple peril.....	0	0	0	0	0	0	0	0	0	0	0	0
5.1 Commercial multiple peril (non-liability portion).....	0	0	0	0	0	0	0	0	0	0	0	3
5.2 Commercial multiple peril (liability portion).....	0	0	0	0	0	0	0	0	0	0	0	2
6. Mortgage guaranty.....	0	0	0	0	0	0	0	0	0	0	0	0
8. Ocean marine.....	0	0	0	0	0	0	0	0	0	0	0	0
9. Inland marine.....	0	0	0	0	0	0	0	0	0	0	0	4
10. Financial guaranty.....	0	0	0	0	0	0	0	0	0	0	0	0
11. Medical professional liability.....	0	0	0	0	0	0	0	0	0	0	0	0
12. Earthquake.....	0	0	0	0	0	0	0	0	0	0	0	0
13. Group accident and health (b).....	0	0	0	0	0	0	0	0	0	0	0	0
14. Credit A&H (group and individual).....	0	0	0	0	0	0	0	0	0	0	0	0
15.1 Collectively renewable A&H (b).....	0	0	0	0	0	0	0	0	0	0	0	0
15.2 Non-cancelable A&H (b).....	0	0	0	0	0	0	0	0	0	0	0	0
15.3 Guaranteed renewable A&H (b).....	0	0	0	0	0	0	0	0	0	0	0	0
15.4 Non-renewable for stated reasons only (b).....	0	0	0	0	0	0	0	0	0	0	0	0
15.5 Other accident only.....	0	0	0	0	0	0	0	0	0	0	0	0
15.6 Medicare Title XVIII exempt from state taxes or fees.....	0	0	0	0	0	0	0	0	0	0	0	0
15.7 All other A&H (b).....	0	0	0	0	0	0	0	0	0	0	0	0
15.8 Federal employees health benefits plan premium.....	0	0	0	0	0	0	0	0	0	0	0	0
16. Workers' compensation.....	0	0	0	0	0	0	0	0	0	0	0	1
17.1 Other liability-occurrence.....	1,743,010	566,837	0	1,176,173	0	272,820	272,820	0	17,960	17,960	177,259	47,062
17.2 Other liability-claims-made.....	1,051,999	550,821	0	906,785	0	142,248	170,466	0	56,349	68,393	326,120	34,095
17.3 Excess workers' compensation.....	0	0	0	0	0	0	0	0	0	0	0	0
18. Products liability.....	0	0	0	0	0	0	0	0	0	0	0	40
19.1 Private passenger auto no-fault (personal injury protection).....	0	0	0	0	0	0	0	0	0	0	0	0
19.2 Other private passenger auto liability.....	0	0	0	0	0	0	0	0	0	0	0	0
19.3 Commercial auto no-fault (personal injury protection).....	0	0	0	0	0	0	0	0	0	0	0	0
19.4 Other commercial auto liability.....	0	0	0	0	0	0	0	0	0	0	0	5
21.1 Private passenger auto physical damage.....	0	0	0	0	0	0	0	0	0	0	0	0
21.2 Commercial auto physical damage.....	0	0	0	0	0	0	0	0	0	0	0	9
22. Aircraft (all perils).....	0	0	0	0	0	0	0	0	0	0	0	0
23. Fidelity.....	0	0	0	0	0	0	0	0	0	0	0	2
24. Surety.....	0	0	0	0	0	0	0	0	0	0	0	6
26. Burglary and theft.....	0	0	0	0	0	0	0	0	0	0	0	2
27. Boiler and machinery.....	0	0	0	0	0	0	0	0	0	0	0	3
28. Credit.....	0	0	0	0	0	0	0	0	0	0	0	2
29. International.....	0	0	0	0	0	0	0	0	0	0	0	0
30. Warranty.....	0	0	0	0	0	0	0	0	0	0	0	7
34. Aggregate write-ins for other lines of business.....	0	0	0	0	0	0	0	0	0	0	0	13
35. TOTALS (a).....	2,795,009	1,117,658	0	2,082,958	0	415,068	443,286	0	74,309	86,353	503,378	81,261
DETAILS OF WRITE-INS												
3401. Collateral protection.....	0	0	0	0	0	0	0	0	0	0	0	13
3402. Supplemental unemployment.....	0	0	0	0	0	0	0	0	0	0	0	0
3403. Patent risk.....	0	0	0	0	0	0	0	0	0	0	0	0
3498. Summary of remaining write-ins for Line 34 from overflow page.....	0	0	0	0	0	0	0	0	0	0	0	0
3499. TOTALS (Lines 3401 through 3403 plus 3498) (Line 34 above).....	0	0	0	0	0	0	0	0	0	0	0	13

(a) Finance and service charges not included in Lines 1 to 35 \$.....0.
(b) For health business on indicated lines report: Number of persons insured under PPO managed care products.....0 and number of persons insured under indemnity only products.....0.

EXHIBIT OF PREMIUMS AND LOSSES (Statutory Page 14)



NAIC Group Code.....0084 NAIC Company Code....31135

BUSINESS IN THE STATE OF TEXAS DURING THE YEAR

Line of Business	Gross Premiums, Including Policy and Membership Fees, Less Return Premiums and Premiums on Policies not Taken		3 Dividends Paid or Credited to Policyholders on Direct Business	4 Direct Unearned Premium Reserves	5 Direct Losses Paid (deducting salvage)	6 Direct Losses Incurred	7 Direct Losses Unpaid	8 Direct Defense and Cost Containment Expense Paid	9 Direct Defense and Cost Containment Expense Incurred	10 Direct Defense and Cost Containment Expense Unpaid	11 Commissions and Brokerage Expenses	12 Taxes, Licenses and Fees
	1 Direct Premiums Written	2 Direct Premiums Earned										
1. Fire.....	0	0	0	0	0	0	0	0	0	0	0	1
2.1 Allied lines.....	0	0	0	0	0	0	0	0	0	0	0	1
2.2 Multiple peril crop.....	0	0	0	0	0	0	0	0	0	0	0	0
2.3 Federal flood.....	0	0	0	0	0	0	0	0	0	0	0	0
2.4 Private crop.....	0	0	0	0	0	0	0	0	0	0	0	0
2.5 Private flood.....	0	0	0	0	0	0	0	0	0	0	0	0
3. Farmowners multiple peril.....	0	0	0	0	0	0	0	0	0	0	0	0
4. Homeowners multiple peril.....	0	0	0	0	0	0	0	0	0	0	0	0
5.1 Commercial multiple peril (non-liability portion).....	0	0	0	0	0	0	0	0	0	0	0	4
5.2 Commercial multiple peril (liability portion).....	0	0	0	0	0	0	0	0	0	0	0	15
6. Mortgage guaranty.....	0	0	0	0	0	0	0	0	0	0	0	0
8. Ocean marine.....	0	0	0	0	0	0	0	0	0	0	0	0
9. Inland marine.....	58,745	49,604	0	9,197	0	40,303	13,612	0	583	799	4,068	2,892
10. Financial guaranty.....	0	0	0	0	0	0	0	0	0	0	0	0
11. Medical professional liability.....	0	0	0	0	0	0	0	0	0	0	0	0
12. Earthquake.....	0	0	0	0	0	0	0	0	0	0	0	0
13. Group accident and health (b).....	0	0	0	0	0	0	0	0	0	0	0	0
14. Credit A&H (group and individual).....	0	0	0	0	0	0	0	0	0	0	0	0
15.1 Collectively renewable A&H (b).....	0	0	0	0	0	0	0	0	0	0	0	0
15.2 Non-cancelable A&H (b).....	0	0	0	0	0	0	0	0	0	0	0	0
15.3 Guaranteed renewable A&H (b).....	0	0	0	0	0	0	0	0	0	0	0	0
15.4 Non-renewable for stated reasons only (b).....	0	0	0	0	0	0	0	0	0	0	0	0
15.5 Other accident only.....	0	0	0	0	0	0	0	0	0	0	0	0
15.6 Medicare Title XVIII exempt from state taxes or fees.....	0	0	0	0	0	0	0	0	0	0	0	0
15.7 All other A&H (b).....	0	0	0	0	0	0	0	0	0	0	0	0
15.8 Federal employees health benefits plan premium.....	0	0	0	0	0	0	0	0	0	0	0	0
16. Workers' compensation.....	0	0	0	0	0	0	0	0	0	0	0	2
17.1 Other liability-occurrence.....	2,066,700	409,203	0	1,657,497	0	196,370	196,370	0	13,021	13,021	70,021	108,638
17.2 Other liability-claims-made.....	3,438,547	860,623	0	2,577,924	53,304	294,419	241,115	0	102,144	102,144	1,065,950	179,385
17.3 Excess workers' compensation.....	0	0	0	0	0	0	0	0	0	0	0	0
18. Products liability.....	0	0	0	0	0	0	0	0	0	0	0	69
19.1 Private passenger auto no-fault (personal injury protection).....	0	0	0	0	0	0	0	0	0	0	0	0
19.2 Other private passenger auto liability.....	0	0	0	0	0	0	0	0	0	0	0	0
19.3 Commercial auto no-fault (personal injury protection).....	0	0	0	0	0	0	0	0	0	0	0	3
19.4 Other commercial auto liability.....	0	0	0	0	0	0	0	0	0	0	0	5
21.1 Private passenger auto physical damage.....	0	0	0	0	0	0	0	0	0	0	0	0
21.2 Commercial auto physical damage.....	0	0	0	0	0	0	0	0	0	0	0	8
22. Aircraft (all perils).....	0	0	0	0	0	0	0	0	0	0	0	0
23. Fidelity.....	0	0	0	0	0	0	0	0	0	0	0	27
24. Surety.....	0	0	0	0	0	0	0	0	0	0	0	5
26. Burglary and theft.....	0	0	0	0	0	0	0	0	0	0	0	20
27. Boiler and machinery.....	0	0	0	0	0	0	0	0	0	0	0	3
28. Credit.....	0	0	0	0	0	0	0	0	0	0	0	1
29. International.....	0	0	0	0	0	0	0	0	0	0	0	0
30. Warranty.....	0	0	0	0	0	0	0	0	0	0	0	5
34. Aggregate write-ins for other lines of business.....	0	0	0	0	0	0	0	0	0	0	0	10
35. TOTALS (a).....	5,563,992	1,319,430	0	4,244,618	53,304	531,091	451,097	0	115,749	115,965	1,140,039	291,094
DETAILS OF WRITE-INS												
3401. Collateral protection.....	0	0	0	0	0	0	0	0	0	0	0	10
3402. Supplemental unemployment.....	0	0	0	0	0	0	0	0	0	0	0	0
3403. Patent risk.....	0	0	0	0	0	0	0	0	0	0	0	0
3498. Summary of remaining write-ins for Line 34 from overflow page.....	0	0	0	0	0	0	0	0	0	0	0	0
3499. TOTALS (Lines 3401 through 3403 plus 3498) (Line 34 above).....	0	0	0	0	0	0	0	0	0	0	0	10

(a) Finance and service charges not included in Lines 1 to 35 \$.....0.
(b) For health business on indicated lines report: Number of persons insured under PPO managed care products.....0 and number of persons insured under indemnity only products.....0.

EXHIBIT OF PREMIUMS AND LOSSES (Statutory Page 14)



NAIC Group Code.....0084 NAIC Company Code....31135

BUSINESS IN THE STATE OF UTAH DURING THE YEAR

Line of Business	Gross Premiums, Including Policy and Membership Fees, Less Return Premiums and Premiums on Policies not Taken		3 Dividends Paid or Credited to Policyholders on Direct Business	4 Direct Unearned Premium Reserves	5 Direct Losses Paid (deducting salvage)	6 Direct Losses Incurred	7 Direct Losses Unpaid	8 Direct Defense and Cost Containment Expense Paid	9 Direct Defense and Cost Containment Expense Incurred	10 Direct Defense and Cost Containment Expense Unpaid	11 Commissions and Brokerage Expenses	12 Taxes, Licenses and Fees
	1 Direct Premiums Written	2 Direct Premiums Earned										
1. Fire.....	0	0	0	0	0	0	0	0	0	0	0	0
2.1 Allied lines.....	0	0	0	0	0	0	0	0	0	0	0	0
2.2 Multiple peril crop.....	0	0	0	0	0	0	0	0	0	0	0	0
2.3 Federal flood.....	0	0	0	0	0	0	0	0	0	0	0	0
2.4 Private crop.....	0	0	0	0	0	0	0	0	0	0	0	0
2.5 Private flood.....	0	0	0	0	0	0	0	0	0	0	0	0
3. Farmowners multiple peril.....	0	0	0	0	0	0	0	0	0	0	0	0
4. Homeowners multiple peril.....	0	0	0	0	0	0	0	0	0	0	0	0
5.1 Commercial multiple peril (non-liability portion).....	0	0	0	0	0	0	0	0	0	0	0	0
5.2 Commercial multiple peril (liability portion).....	0	0	0	0	0	0	0	0	0	0	0	0
6. Mortgage guaranty.....	0	0	0	0	0	0	0	0	0	0	0	0
8. Ocean marine.....	0	0	0	0	0	0	0	0	0	0	0	0
9. Inland marine.....	0	0	0	0	0	0	0	0	0	0	0	0
10. Financial guaranty.....	0	0	0	0	0	0	0	0	0	0	0	0
11. Medical professional liability.....	0	0	0	0	0	0	0	0	0	0	0	0
12. Earthquake.....	0	0	0	0	0	0	0	0	0	0	0	0
13. Group accident and health (b).....	0	0	0	0	0	0	0	0	0	0	0	0
14. Credit A&H (group and individual).....	0	0	0	0	0	0	0	0	0	0	0	0
15.1 Collectively renewable A&H (b).....	0	0	0	0	0	0	0	0	0	0	0	0
15.2 Non-cancelable A&H (b).....	0	0	0	0	0	0	0	0	0	0	0	0
15.3 Guaranteed renewable A&H (b).....	0	0	0	0	0	0	0	0	0	0	0	0
15.4 Non-renewable for stated reasons only (b).....	0	0	0	0	0	0	0	0	0	0	0	0
15.5 Other accident only.....	0	0	0	0	0	0	0	0	0	0	0	0
15.6 Medicare Title XVIII exempt from state taxes or fees.....	0	0	0	0	0	0	0	0	0	0	0	0
15.7 All other A&H (b).....	0	0	0	0	0	0	0	0	0	0	0	0
15.8 Federal employees health benefits plan premium.....	0	0	0	0	0	0	0	0	0	0	0	0
16. Workers' compensation.....	0	0	0	0	0	0	0	0	0	0	0	0
17.1 Other liability-occurrence.....	0	0	0	0	0	0	0	0	0	0	0	0
17.2 Other liability-claims-made.....	241,890	35,375	0	210,005	0	9,575	10,379	0	4,137	4,480	74,986	8,794
17.3 Excess workers' compensation.....	0	0	0	0	0	0	0	0	0	0	0	0
18. Products liability.....	0	0	0	0	0	0	0	0	0	0	0	0
19.1 Private passenger auto no-fault (personal injury protection).....	0	0	0	0	0	0	0	0	0	0	0	0
19.2 Other private passenger auto liability.....	0	0	0	0	0	0	0	0	0	0	0	0
19.3 Commercial auto no-fault (personal injury protection).....	0	0	0	0	0	0	0	0	0	0	0	0
19.4 Other commercial auto liability.....	0	0	0	0	0	0	0	0	0	0	0	0
21.1 Private passenger auto physical damage.....	0	0	0	0	0	0	0	0	0	0	0	0
21.2 Commercial auto physical damage.....	0	0	0	0	0	0	0	0	0	0	0	0
22. Aircraft (all perils).....	0	0	0	0	0	0	0	0	0	0	0	0
23. Fidelity.....	0	0	0	0	0	0	0	0	0	0	0	0
24. Surety.....	0	0	0	0	0	0	0	0	0	0	0	0
26. Burglary and theft.....	0	0	0	0	0	0	0	0	0	0	0	0
27. Boiler and machinery.....	0	0	0	0	0	0	0	0	0	0	0	0
28. Credit.....	0	0	0	0	0	0	0	0	0	0	0	0
29. International.....	0	0	0	0	0	0	0	0	0	0	0	0
30. Warranty.....	0	0	0	0	0	0	0	0	0	0	0	0
34. Aggregate write-ins for other lines of business.....	0	0	0	0	0	0	0	0	0	0	0	0
35. TOTALS (a).....	241,890	35,375	0	210,005	0	9,575	10,379	0	4,137	4,480	74,986	8,794
DETAILS OF WRITE-INS												
3401. Collateral protection.....	0	0	0	0	0	0	0	0	0	0	0	0
3402. Supplemental unemployment.....	0	0	0	0	0	0	0	0	0	0	0	0
3403. Patent risk.....	0	0	0	0	0	0	0	0	0	0	0	0
3498. Summary of remaining write-ins for Line 34 from overflow page.....	0	0	0	0	0	0	0	0	0	0	0	0
3499. TOTALS (Lines 3401 through 3403 plus 3498) (Line 34 above).....	0	0	0	0	0	0	0	0	0	0	0	0

(a) Finance and service charges not included in Lines 1 to 35 \$.....0.
(b) For health business on indicated lines report: Number of persons insured under PPO managed care products.....0 and number of persons insured under indemnity only products.....0.

EXHIBIT OF PREMIUMS AND LOSSES (Statutory Page 14)



NAIC Group Code.....0084 NAIC Company Code....31135

BUSINESS IN THE STATE OF VIRGINIA DURING THE YEAR

Line of Business	Gross Premiums, Including Policy and Membership Fees, Less Return Premiums and Premiums on Policies not Taken		3 Dividends Paid or Credited to Policyholders on Direct Business	4 Direct Unearned Premium Reserves	5 Direct Losses Paid (deducting salvage)	6 Direct Losses Incurred	7 Direct Losses Unpaid	8 Direct Defense and Cost Containment Expense Paid	9 Direct Defense and Cost Containment Expense Incurred	10 Direct Defense and Cost Containment Expense Unpaid	11 Commissions and Brokerage Expenses	12 Taxes, Licenses and Fees
	1 Direct Premiums Written	2 Direct Premiums Earned										
1. Fire.....	0	0	0	0	0	0	0	0	0	0	0	30
2.1 Allied lines.....	0	0	0	0	0	0	0	0	0	0	0	38
2.2 Multiple peril crop.....	0	0	0	0	0	0	0	0	0	0	0	0
2.3 Federal flood.....	0	0	0	0	0	0	0	0	0	0	0	0
2.4 Private crop.....	0	0	0	0	0	0	0	0	0	0	0	4
2.5 Private flood.....	0	0	0	0	0	0	0	0	0	0	0	0
3. Farmowners multiple peril.....	0	0	0	0	0	0	0	0	0	0	0	2
4. Homeowners multiple peril.....	0	0	0	0	0	0	0	0	0	0	0	0
5.1 Commercial multiple peril (non-liability portion).....	0	0	0	0	0	0	0	0	0	0	0	61
5.2 Commercial multiple peril (liability portion).....	0	0	0	0	0	0	0	0	0	0	0	64
6. Mortgage guaranty.....	0	0	0	0	0	0	0	0	0	0	0	0
8. Ocean marine.....	0	0	0	0	0	0	0	0	0	0	0	7
9. Inland marine.....	0	0	0	0	0	0	0	0	0	0	0	107
10. Financial guaranty.....	0	0	0	0	0	0	0	0	0	0	0	0
11. Medical professional liability.....	0	0	0	0	0	0	0	0	0	0	0	1
12. Earthquake.....	0	0	0	0	0	0	0	0	0	0	0	10
13. Group accident and health (b).....	0	0	0	0	0	0	0	0	0	0	0	7
14. Credit A&H (group and individual).....	0	0	0	0	0	0	0	0	0	0	0	0
15.1 Collectively renewable A&H (b).....	0	0	0	0	0	0	0	0	0	0	0	0
15.2 Non-cancelable A&H (b).....	0	0	0	0	0	0	0	0	0	0	0	0
15.3 Guaranteed renewable A&H (b).....	0	0	0	0	0	0	0	0	0	0	0	0
15.4 Non-renewable for stated reasons only (b).....	0	0	0	0	0	0	0	0	0	0	0	0
15.5 Other accident only.....	0	0	0	0	0	0	0	0	0	0	0	0
15.6 Medicare Title XVIII exempt from state taxes or fees.....	0	0	0	0	0	0	0	0	0	0	0	0
15.7 All other A&H (b).....	0	0	0	0	0	0	0	0	0	0	0	0
15.8 Federal employees health benefits plan premium.....	0	0	0	0	0	0	0	0	0	0	0	0
16. Workers' compensation.....	0	0	0	0	0	0	0	0	0	0	0	38
17.1 Other liability-occurrence.....	696,750	222,479	0	474,271	0	106,330	106,330	0	7,004	7,004	22,249	871
17.2 Other liability-claims-made.....	200,737	33,518	0	167,219	0	9,526	9,526	0	3,864	3,864	62,228	325
17.3 Excess workers' compensation.....	0	0	0	0	0	0	0	0	0	0	0	1
18. Products liability.....	0	0	0	0	0	0	0	0	0	0	0	149
19.1 Private passenger auto no-fault (personal injury protection).....	0	0	0	0	0	0	0	0	0	0	0	0
19.2 Other private passenger auto liability.....	0	0	0	0	0	0	0	0	0	0	0	0
19.3 Commercial auto no-fault (personal injury protection).....	0	0	0	0	0	0	0	0	0	0	0	50
19.4 Other commercial auto liability.....	0	0	0	0	0	0	0	0	0	0	0	103
21.1 Private passenger auto physical damage.....	0	0	0	0	0	0	0	0	0	0	0	0
21.2 Commercial auto physical damage.....	0	0	0	0	0	0	0	0	0	0	0	131
22. Aircraft (all perils).....	0	0	0	0	0	0	0	0	0	0	0	1
23. Fidelity.....	0	0	0	0	0	0	0	0	0	0	0	92
24. Surety.....	0	0	0	0	0	0	0	0	0	0	0	27
26. Burglary and theft.....	0	0	0	0	0	0	0	0	0	0	0	65
27. Boiler and machinery.....	0	0	0	0	0	0	0	0	0	0	0	48
28. Credit.....	0	0	0	0	0	0	0	0	0	0	0	15
29. International.....	0	0	0	0	0	0	0	0	0	0	0	0
30. Warranty.....	0	0	0	0	0	0	0	0	0	0	0	16
34. Aggregate write-ins for other lines of business.....	0	0	0	0	0	0	0	0	0	0	0	30
35. TOTALS (a).....	897,487	255,997	0	641,490	0	115,856	115,856	0	10,868	10,868	84,477	2,289
DETAILS OF WRITE-INS												
3401. Collateral protection.....	0	0	0	0	0	0	0	0	0	0	0	30
3402. Supplemental unemployment.....	0	0	0	0	0	0	0	0	0	0	0	0
3403. Patent risk.....	0	0	0	0	0	0	0	0	0	0	0	0
3498. Summary of remaining write-ins for Line 34 from overflow page.....	0	0	0	0	0	0	0	0	0	0	0	0
3499. TOTALS (Lines 3401 through 3403 plus 3498) (Line 34 above).....	0	0	0	0	0	0	0	0	0	0	0	30

(a) Finance and service charges not included in Lines 1 to 35 \$.....0.
(b) For health business on indicated lines report: Number of persons insured under PPO managed care products.....0 and number of persons insured under indemnity only products.....0.

EXHIBIT OF PREMIUMS AND LOSSES (Statutory Page 14)



NAIC Group Code.....0084 NAIC Company Code....31135

BUSINESS IN THE STATE OF VERMONT DURING THE YEAR

19

Line of Business	Gross Premiums, Including Policy and Membership Fees, Less Return Premiums and Premiums on Policies not Taken		3 Dividends Paid or Credited to Policyholders on Direct Business	4 Direct Unearned Premium Reserves	5 Direct Losses Paid (deducting salvage)	6 Direct Losses Incurred	7 Direct Losses Unpaid	8 Direct Defense and Cost Containment Expense Paid	9 Direct Defense and Cost Containment Expense Incurred	10 Direct Defense and Cost Containment Expense Unpaid	11 Commissions and Brokerage Expenses	12 Taxes, Licenses and Fees
	1 Direct Premiums Written	2 Direct Premiums Earned										
1. Fire.....	0	0	0	0	0	0	0	0	0	0	0	0
2.1 Allied lines.....	0	0	0	0	0	0	0	0	0	0	0	0
2.2 Multiple peril crop.....	0	0	0	0	0	0	0	0	0	0	0	0
2.3 Federal flood.....	0	0	0	0	0	0	0	0	0	0	0	0
2.4 Private crop.....	0	0	0	0	0	0	0	0	0	0	0	0
2.5 Private flood.....	0	0	0	0	0	0	0	0	0	0	0	0
3. Farmowners multiple peril.....	0	0	0	0	0	0	0	0	0	0	0	0
4. Homeowners multiple peril.....	0	0	0	0	0	0	0	0	0	0	0	0
5.1 Commercial multiple peril (non-liability portion).....	0	0	0	0	0	0	0	0	0	0	0	0
5.2 Commercial multiple peril (liability portion).....	0	0	0	0	0	0	0	0	0	0	0	4
6. Mortgage guaranty.....	0	0	0	0	0	0	0	0	0	0	0	0
8. Ocean marine.....	0	0	0	0	0	0	0	0	0	0	0	0
9. Inland marine.....	0	0	0	0	0	0	0	0	0	0	0	4
10. Financial guaranty.....	0	0	0	0	0	0	0	0	0	0	0	0
11. Medical professional liability.....	0	0	0	0	0	0	0	0	0	0	0	0
12. Earthquake.....	0	0	0	0	0	0	0	0	0	0	0	0
13. Group accident and health (b).....	0	0	0	0	0	0	0	0	0	0	0	0
14. Credit A&H (group and individual).....	0	0	0	0	0	0	0	0	0	0	0	0
15.1 Collectively renewable A&H (b).....	0	0	0	0	0	0	0	0	0	0	0	0
15.2 Non-cancelable A&H (b).....	0	0	0	0	0	0	0	0	0	0	0	0
15.3 Guaranteed renewable A&H (b).....	0	0	0	0	0	0	0	0	0	0	0	0
15.4 Non-renewable for stated reasons only (b).....	0	0	0	0	0	0	0	0	0	0	0	0
15.5 Other accident only.....	0	0	0	0	0	0	0	0	0	0	0	0
15.6 Medicare Title XVIII exempt from state taxes or fees.....	0	0	0	0	0	0	0	0	0	0	0	0
15.7 All other A&H (b).....	0	0	0	0	0	0	0	0	0	0	0	0
15.8 Federal employees health benefits plan premium.....	0	0	0	0	0	0	0	0	0	0	0	0
16. Workers' compensation.....	0	0	0	0	0	0	0	0	0	0	0	0
17.1 Other liability-occurrence.....	55,806	4,587	0	51,219	0	2,598	2,598	0	180	180	11,161	1,262
17.2 Other liability-claims-made.....	0	130,635	0	35,790	0	34,618	37,069	0	13,328	14,374	0	343
17.3 Excess workers' compensation.....	0	0	0	0	0	0	0	0	0	0	0	0
18. Products liability.....	0	0	0	0	0	0	0	0	0	0	0	18
19.1 Private passenger auto no-fault (personal injury protection).....	0	0	0	0	0	0	0	0	0	0	0	0
19.2 Other private passenger auto liability.....	0	0	0	0	0	0	0	0	0	0	0	0
19.3 Commercial auto no-fault (personal injury protection).....	0	0	0	0	0	0	0	0	0	0	0	0
19.4 Other commercial auto liability.....	0	0	0	0	0	0	0	0	0	0	0	0
21.1 Private passenger auto physical damage.....	0	0	0	0	0	0	0	0	0	0	0	0
21.2 Commercial auto physical damage.....	0	0	0	0	0	0	0	0	0	0	0	0
22. Aircraft (all perils).....	0	0	0	0	0	0	0	0	0	0	0	0
23. Fidelity.....	0	0	0	0	0	0	0	0	0	0	0	4
24. Surety.....	0	0	0	0	0	0	0	0	0	0	0	0
26. Burglary and theft.....	0	0	0	0	0	0	0	0	0	0	0	4
27. Boiler and machinery.....	0	0	0	0	0	0	0	0	0	0	0	0
28. Credit.....	0	0	0	0	0	0	0	0	0	0	0	0
29. International.....	0	0	0	0	0	0	0	0	0	0	0	0
30. Warranty.....	0	0	0	0	0	0	0	0	0	0	0	0
34. Aggregate write-ins for other lines of business.....	0	0	0	0	0	0	0	0	0	0	0	0
35. TOTALS (a).....	55,806	135,221	0	87,009	0	37,216	39,667	0	13,508	14,554	11,161	1,638

DETAILS OF WRITE-INS

3401. Collateral protection.....	0	0	0	0	0	0	0	0	0	0	0	0
3402. Supplemental unemployment.....	0	0	0	0	0	0	0	0	0	0	0	0
3403. Patent risk.....	0	0	0	0	0	0	0	0	0	0	0	0
3498. Summary of remaining write-ins for Line 34 from overflow page.....	0	0	0	0	0	0	0	0	0	0	0	0
3499. TOTALS (Lines 3401 through 3403 plus 3498) (Line 34 above).....	0	0	0	0	0	0	0	0	0	0	0	0

(a) Finance and service charges not included in Lines 1 to 35 \$.....0.

(b) For health business on indicated lines report: Number of persons insured under PPO managed care products.....0 and number of persons insured under indemnity only products.....0.

EXHIBIT OF PREMIUMS AND LOSSES (Statutory Page 14)



NAIC Group Code.....0084 NAIC Company Code....31135

BUSINESS IN THE STATE OF WASHINGTON DURING THE YEAR

Line of Business	Gross Premiums, Including Policy and Membership Fees, Less Return Premiums and Premiums on Policies not Taken		3 Dividends Paid or Credited to Policyholders on Direct Business	4 Direct Unearned Premium Reserves	5 Direct Losses Paid (deducting salvage)	6 Direct Losses Incurred	7 Direct Losses Unpaid	8 Direct Defense and Cost Containment Expense Paid	9 Direct Defense and Cost Containment Expense Incurred	10 Direct Defense and Cost Containment Expense Unpaid	11 Commissions and Brokerage Expenses	12 Taxes, Licenses and Fees
	1 Direct Premiums Written	2 Direct Premiums Earned										
1. Fire.....	0	0	0	0	0	0	0	0	0	0	0	39
2.1 Allied lines.....	0	0	0	0	0	0	0	0	0	0	0	67
2.2 Multiple peril crop.....	0	0	0	0	0	0	0	0	0	0	0	0
2.3 Federal flood.....	0	0	0	0	0	0	0	0	0	0	0	0
2.4 Private crop.....	0	0	0	0	0	0	0	0	0	0	0	13
2.5 Private flood.....	0	0	0	0	0	0	0	0	0	0	0	0
3. Farmowners multiple peril.....	0	0	0	0	0	0	0	0	0	0	0	7
4. Homeowners multiple peril.....	0	0	0	0	0	0	0	0	0	0	0	0
5.1 Commercial multiple peril (non-liability portion).....	0	0	0	0	0	0	0	0	0	0	0	126
5.2 Commercial multiple peril (liability portion).....	0	0	0	0	0	0	0	0	0	0	0	98
6. Mortgage guaranty.....	0	0	0	0	0	0	0	0	0	0	0	0
8. Ocean marine.....	0	0	0	0	0	0	0	0	0	0	0	12
9. Inland marine.....	0	0	0	0	0	0	0	0	0	0	0	170
10. Financial guaranty.....	0	0	0	0	0	0	0	0	0	0	0	0
11. Medical professional liability.....	0	0	0	0	0	0	0	0	0	0	0	2
12. Earthquake.....	0	0	0	0	0	0	0	0	0	0	0	36
13. Group accident and health (b).....	0	0	0	0	0	0	0	0	0	0	0	0
14. Credit A&H (group and individual).....	0	0	0	0	0	0	0	0	0	0	0	0
15.1 Collectively renewable A&H (b).....	0	0	0	0	0	0	0	0	0	0	0	0
15.2 Non-cancelable A&H (b).....	0	0	0	0	0	0	0	0	0	0	0	0
15.3 Guaranteed renewable A&H (b).....	0	0	0	0	0	0	0	0	0	0	0	0
15.4 Non-renewable for stated reasons only (b).....	0	0	0	0	0	0	0	0	0	0	0	0
15.5 Other accident only.....	0	0	0	0	0	0	0	0	0	0	0	0
15.6 Medicare Title XVIII exempt from state taxes or fees.....	0	0	0	0	0	0	0	0	0	0	0	0
15.7 All other A&H (b).....	0	0	0	0	0	0	0	0	0	0	0	0
15.8 Federal employees health benefits plan premium.....	0	0	0	0	0	0	0	0	0	0	0	0
16. Workers' compensation.....	0	0	0	0	0	0	0	0	0	0	0	73
17.1 Other liability-occurrence.....	180,564	80,302	0	100,262	0	38,375	38,375	0	2,514	2,514	(0)	349
17.2 Other liability-claims-made.....	174,090	7,425	0	166,665	0	1,293	1,293	0	291	291	53,968	112
17.3 Excess workers' compensation.....	0	0	0	0	0	0	0	0	0	0	0	2
18. Products liability.....	0	0	0	0	0	0	0	0	0	0	0	68
19.1 Private passenger auto no-fault (personal injury protection).....	0	0	0	0	0	0	0	0	0	0	0	0
19.2 Other private passenger auto liability.....	0	0	0	0	0	0	0	0	0	0	0	0
19.3 Commercial auto no-fault (personal injury protection).....	0	0	0	0	0	0	0	0	0	0	0	99
19.4 Other commercial auto liability.....	0	0	0	0	0	0	0	0	0	0	0	186
21.1 Private passenger auto physical damage.....	0	0	0	0	0	0	0	0	0	0	0	0
21.2 Commercial auto physical damage.....	0	0	0	0	0	0	0	0	0	0	0	237
22. Aircraft (all perils).....	0	0	0	0	0	0	0	0	0	0	0	2
23. Fidelity.....	0	0	0	0	0	0	0	0	0	0	0	122
24. Surety.....	0	0	0	0	0	0	0	0	0	0	0	61
26. Burglary and theft.....	0	0	0	0	0	0	0	0	0	0	0	75
27. Boiler and machinery.....	0	0	0	0	0	0	0	0	0	0	0	88
28. Credit.....	0	0	0	0	0	0	0	0	0	0	0	12
29. International.....	0	0	0	0	0	0	0	0	0	0	0	0
30. Warranty.....	0	0	0	0	0	0	0	0	0	0	0	11
34. Aggregate write-ins for other lines of business.....	0	0	0	0	0	0	0	0	0	0	0	9
35. TOTALS (a).....	354,654	87,727	0	266,927	0	39,668	39,668	0	2,805	2,805	53,968	2,076
DETAILS OF WRITE-INS												
3401. Collateral protection.....	0	0	0	0	0	0	0	0	0	0	0	9
3402. Supplemental unemployment.....	0	0	0	0	0	0	0	0	0	0	0	0
3403. Patent risk.....	0	0	0	0	0	0	0	0	0	0	0	0
3498. Summary of remaining write-ins for Line 34 from overflow page.....	0	0	0	0	0	0	0	0	0	0	0	0
3499. TOTALS (Lines 3401 through 3403 plus 3498) (Line 34 above).....	0	0	0	0	0	0	0	0	0	0	0	9

(a) Finance and service charges not included in Lines 1 to 35 \$.....0.
(b) For health business on indicated lines report: Number of persons insured under PPO managed care products.....0 and number of persons insured under indemnity only products.....0.

EXHIBIT OF PREMIUMS AND LOSSES (Statutory Page 14)



NAIC Group Code.....0084 NAIC Company Code....31135

BUSINESS IN THE STATE OF WISCONSIN DURING THE YEAR

Line of Business	Gross Premiums, Including Policy and Membership Fees, Less Return Premiums and Premiums on Policies not Taken		3 Dividends Paid or Credited to Policyholders on Direct Business	4 Direct Unearned Premium Reserves	5 Direct Losses Paid (deducting salvage)	6 Direct Losses Incurred	7 Direct Losses Unpaid	8 Direct Defense and Cost Containment Expense Paid	9 Direct Defense and Cost Containment Expense Incurred	10 Direct Defense and Cost Containment Expense Unpaid	11 Commissions and Brokerage Expenses	12 Taxes, Licenses and Fees
	1 Direct Premiums Written	2 Direct Premiums Earned										
1. Fire.....	0	0	0	0	0	0	0	0	0	0	0	83
2.1 Allied lines.....	0	0	0	0	0	0	0	0	0	0	0	125
2.2 Multiple peril crop.....	0	0	0	0	0	0	0	0	0	0	0	0
2.3 Federal flood.....	0	0	0	0	0	0	0	0	0	0	0	0
2.4 Private crop.....	0	0	0	0	0	0	0	0	0	0	0	24
2.5 Private flood.....	0	0	0	0	0	0	0	0	0	0	0	0
3. Farmowners multiple peril.....	0	0	0	0	0	0	0	0	0	0	0	14
4. Homeowners multiple peril.....	0	0	0	0	0	0	0	0	0	0	0	0
5.1 Commercial multiple peril (non-liability portion).....	0	0	0	0	0	0	0	0	0	0	0	247
5.2 Commercial multiple peril (liability portion).....	0	0	0	0	0	(148)	0	0	(62)	43	0	195
6. Mortgage guaranty.....	0	0	0	0	0	0	0	0	0	0	0	0
8. Ocean marine.....	0	0	0	0	0	0	0	0	0	0	0	24
9. Inland marine.....	0	0	0	0	0	0	0	0	0	0	0	318
10. Financial guaranty.....	0	0	0	0	0	0	0	0	0	0	0	0
11. Medical professional liability.....	0	0	0	0	0	0	0	0	0	0	0	3
12. Earthquake.....	0	0	0	0	0	0	0	0	0	0	0	64
13. Group accident and health (b).....	0	0	0	0	0	0	0	0	0	0	0	0
14. Credit A&H (group and individual).....	0	0	0	0	0	0	0	0	0	0	0	0
15.1 Collectively renewable A&H (b).....	0	0	0	0	0	0	0	0	0	0	0	0
15.2 Non-cancelable A&H (b).....	0	0	0	0	0	0	0	0	0	0	0	0
15.3 Guaranteed renewable A&H (b).....	0	0	0	0	0	0	0	0	0	0	0	0
15.4 Non-renewable for stated reasons only (b).....	0	0	0	0	0	0	0	0	0	0	0	0
15.5 Other accident only.....	0	0	0	0	0	0	0	0	0	0	0	0
15.6 Medicare Title XVIII exempt from state taxes or fees.....	0	0	0	0	0	0	0	0	0	0	0	0
15.7 All other A&H (b).....	0	0	0	0	0	0	0	0	0	0	0	0
15.8 Federal employees health benefits plan premium.....	0	0	0	0	0	0	0	0	0	0	0	0
16. Workers' compensation.....	0	0	0	0	0	0	0	0	0	0	0	141
17.1 Other liability-occurrence.....	611,365	105,153	0	506,212	0	49,366	49,366	0	3,412	3,412	35,880	9,988
17.2 Other liability-claims-made.....	517,201	206,034	0	466,055	0	65,245	83,070	0	28,896	36,504	160,332	10,466
17.3 Excess workers' compensation.....	0	0	0	0	0	0	0	0	0	0	0	3
18. Products liability.....	0	0	0	0	0	0	0	0	0	0	0	229
19.1 Private passenger auto no-fault (personal injury protection).....	0	0	0	0	0	0	0	0	0	0	0	0
19.2 Other private passenger auto liability.....	0	0	0	0	0	0	0	0	0	0	0	0
19.3 Commercial auto no-fault (personal injury protection).....	0	0	0	0	0	0	0	0	0	0	0	0
19.4 Other commercial auto liability.....	0	0	0	0	0	0	0	0	0	0	0	362
21.1 Private passenger auto physical damage.....	0	0	0	0	0	0	0	0	0	0	0	0
21.2 Commercial auto physical damage.....	0	0	0	0	0	0	0	0	0	0	0	474
22. Aircraft (all perils).....	0	0	0	0	0	0	0	0	0	0	0	3
23. Fidelity.....	0	0	0	0	0	0	0	0	0	0	0	239
24. Surety.....	0	0	0	0	0	0	0	0	0	0	0	142
26. Burglary and theft.....	0	0	0	0	0	0	0	0	0	0	0	154
27. Boiler and machinery.....	0	0	0	0	0	0	0	0	0	0	0	170
28. Credit.....	0	0	0	0	0	0	0	0	0	0	0	29
29. International.....	0	0	0	0	0	0	0	0	0	0	0	0
30. Warranty.....	0	0	0	0	0	0	0	0	0	0	0	38
34. Aggregate write-ins for other lines of business.....	0	0	0	0	0	0	0	0	0	0	0	73
35. TOTALS (a).....	1,128,566	311,187	0	972,267	0	114,463	132,436	0	32,246	39,959	196,212	23,609
DETAILS OF WRITE-INS												
3401. Collateral protection.....	0	0	0	0	0	0	0	0	0	0	0	73
3402. Supplemental unemployment.....	0	0	0	0	0	0	0	0	0	0	0	0
3403. Patent risk.....	0	0	0	0	0	0	0	0	0	0	0	0
3498. Summary of remaining write-ins for Line 34 from overflow page.....	0	0	0	0	0	0	0	0	0	0	0	0
3499. TOTALS (Lines 3401 through 3403 plus 3498) (Line 34 above).....	0	0	0	0	0	0	0	0	0	0	0	73

(a) Finance and service charges not included in Lines 1 to 35 \$.....0.
(b) For health business on indicated lines report: Number of persons insured under PPO managed care products.....0 and number of persons insured under indemnity only products.....0.

EXHIBIT OF PREMIUMS AND LOSSES (Statutory Page 14)



NAIC Group Code.....0084 NAIC Company Code....31135

BUSINESS IN THE STATE OF WEST VIRGINIA DURING THE YEAR

Line of Business	Gross Premiums, Including Policy and Membership Fees, Less Return Premiums and Premiums on Policies not Taken		3 Dividends Paid or Credited to Policyholders on Direct Business	4 Direct Unearned Premium Reserves	5 Direct Losses Paid (deducting salvage)	6 Direct Losses Incurred	7 Direct Losses Unpaid	8 Direct Defense and Cost Containment Expense Paid	9 Direct Defense and Cost Containment Expense Incurred	10 Direct Defense and Cost Containment Expense Unpaid	11 Commissions and Brokerage Expenses	12 Taxes, Licenses and Fees
	1 Direct Premiums Written	2 Direct Premiums Earned										
1. Fire.....	0	0	0	0	0	0	0	0	0	0	0	3
2.1 Allied lines.....	0	0	0	0	0	0	0	0	0	0	0	3
2.2 Multiple peril crop.....	0	0	0	0	0	0	0	0	0	0	0	0
2.3 Federal flood.....	0	0	0	0	0	0	0	0	0	0	0	0
2.4 Private crop.....	0	0	0	0	0	0	0	0	0	0	0	0
2.5 Private flood.....	0	0	0	0	0	0	0	0	0	0	0	0
3. Farmowners multiple peril.....	0	0	0	0	0	0	0	0	0	0	0	0
4. Homeowners multiple peril.....	0	0	0	0	0	0	0	0	0	0	0	0
5.1 Commercial multiple peril (non-liability portion).....	0	0	0	0	0	0	0	0	0	0	0	6
5.2 Commercial multiple peril (liability portion).....	0	0	0	0	0	0	0	0	0	0	0	5
6. Mortgage guaranty.....	0	0	0	0	0	0	0	0	0	0	0	0
8. Ocean marine.....	0	0	0	0	0	0	0	0	0	0	0	0
9. Inland marine.....	0	0	0	0	0	0	0	0	0	0	0	8
10. Financial guaranty.....	0	0	0	0	0	0	0	0	0	0	0	0
11. Medical professional liability.....	0	0	0	0	0	0	0	0	0	0	0	0
12. Earthquake.....	0	0	0	0	0	0	0	0	0	0	0	1
13. Group accident and health (b).....	0	0	0	0	0	0	0	0	0	0	0	0
14. Credit A&H (group and individual).....	0	0	0	0	0	0	0	0	0	0	0	0
15.1 Collectively renewable A&H (b).....	0	0	0	0	0	0	0	0	0	0	0	0
15.2 Non-cancelable A&H (b).....	0	0	0	0	0	0	0	0	0	0	0	0
15.3 Guaranteed renewable A&H (b).....	0	0	0	0	0	0	0	0	0	0	0	0
15.4 Non-renewable for stated reasons only (b).....	0	0	0	0	0	0	0	0	0	0	0	0
15.5 Other accident only.....	0	0	0	0	0	0	0	0	0	0	0	0
15.6 Medicare Title XVIII exempt from state taxes or fees.....	0	0	0	0	0	0	0	0	0	0	0	0
15.7 All other A&H (b).....	0	0	0	0	0	0	0	0	0	0	0	0
15.8 Federal employees health benefits plan premium.....	0	0	0	0	0	0	0	0	0	0	0	0
16. Workers' compensation.....	0	0	0	0	0	0	0	0	0	0	0	2
17.1 Other liability-occurrence.....	0	0	0	0	0	0	0	0	0	0	0	53
17.2 Other liability-claims-made.....	724,991	440,646	0	804,297	66,668	189,594	151,478	0	52,486	67,538	224,747	38,818
17.3 Excess workers' compensation.....	0	0	0	0	0	0	0	0	0	0	0	0
18. Products liability.....	0	0	0	0	0	0	0	0	0	0	0	50
19.1 Private passenger auto no-fault (personal injury protection).....	0	0	0	0	0	0	0	0	0	0	0	0
19.2 Other private passenger auto liability.....	0	0	0	0	0	0	0	0	0	0	0	0
19.3 Commercial auto no-fault (personal injury protection).....	0	0	0	0	0	0	0	0	0	0	0	0
19.4 Other commercial auto liability.....	0	0	0	0	0	0	0	0	0	0	0	9
21.1 Private passenger auto physical damage.....	0	0	0	0	0	0	0	0	0	0	0	0
21.2 Commercial auto physical damage.....	0	0	0	0	0	0	0	0	0	0	0	9
22. Aircraft (all perils).....	0	0	0	0	0	0	0	0	0	0	0	0
23. Fidelity.....	0	0	0	0	0	0	0	0	0	0	0	5
24. Surety.....	0	0	0	0	0	0	0	0	0	0	0	0
26. Burglary and theft.....	0	0	0	0	0	0	0	0	0	0	0	5
27. Boiler and machinery.....	0	0	0	0	0	0	0	0	0	0	0	5
28. Credit.....	0	0	0	0	0	0	0	0	0	0	0	0
29. International.....	0	0	0	0	0	0	0	0	0	0	0	0
30. Warranty.....	0	0	0	0	0	0	0	0	0	0	0	0
34. Aggregate write-ins for other lines of business.....	0	0	0	0	0	0	0	0	0	0	0	27
35. TOTALS (a).....	724,991	440,646	0	804,297	66,668	189,594	151,478	0	52,486	67,538	224,747	39,009
DETAILS OF WRITE-INS												
3401. Collateral protection.....	0	0	0	0	0	0	0	0	0	0	0	27
3402. Supplemental unemployment.....	0	0	0	0	0	0	0	0	0	0	0	0
3403. Patent risk.....	0	0	0	0	0	0	0	0	0	0	0	0
3498. Summary of remaining write-ins for Line 34 from overflow page.....	0	0	0	0	0	0	0	0	0	0	0	0
3499. TOTALS (Lines 3401 through 3403 plus 3498) (Line 34 above).....	0	0	0	0	0	0	0	0	0	0	0	27

(a) Finance and service charges not included in Lines 1 to 35 \$.....0.
(b) For health business on indicated lines report: Number of persons insured under PPO managed care products.....0 and number of persons insured under indemnity only products.....0.

EXHIBIT OF PREMIUMS AND LOSSES (Statutory Page 14)



NAIC Group Code.....0084 NAIC Company Code....31135

BUSINESS IN THE STATE OF WYOMING DURING THE YEAR

Line of Business	Gross Premiums, Including Policy and Membership Fees, Less Return Premiums and Premiums on Policies not Taken		Dividends Paid or Credited to Policyholders on Direct Business	Direct Unearned Premium Reserves	Direct Losses Paid (deducting salvage)	Direct Losses Incurred	Direct Losses Unpaid	Direct Defense and Cost Containment Expense Paid	Direct Defense and Cost Containment Expense Incurred	Direct Defense and Cost Containment Expense Unpaid	Commissions and Brokerage Expenses	Taxes, Licenses and Fees
	Direct Premiums Written	Direct Premiums Earned										
1. Fire.....	0	0	0	0	0	0	0	0	0	0	0	14
2.1 Allied lines.....	0	0	0	0	0	0	0	0	0	0	0	14
2.2 Multiple peril crop.....	0	0	0	0	0	0	0	0	0	0	0	0
2.3 Federal flood.....	0	0	0	0	0	0	0	0	0	0	0	0
2.4 Private crop.....	0	0	0	0	0	0	0	0	0	0	0	0
2.5 Private flood.....	0	0	0	0	0	0	0	0	0	0	0	0
3. Farmowners multiple peril.....	0	0	0	0	0	0	0	0	0	0	0	0
4. Homeowners multiple peril.....	0	0	0	0	0	0	0	0	0	0	0	0
5.1 Commercial multiple peril (non-liability portion).....	0	0	0	0	0	0	0	0	0	0	0	18
5.2 Commercial multiple peril (liability portion).....	0	0	0	0	0	0	0	0	0	0	0	16
6. Mortgage guaranty.....	0	0	0	0	0	0	0	0	0	0	0	0
8. Ocean marine.....	0	0	0	0	0	0	0	0	0	0	0	0
9. Inland marine.....	1,700	144	0	1,556	0	47	47	0	3	3	255	31
10. Financial guaranty.....	0	0	0	0	0	0	0	0	0	0	0	0
11. Medical professional liability.....	0	0	0	0	0	0	0	0	0	0	0	0
12. Earthquake.....	0	0	0	0	0	0	0	0	0	0	0	1
13. Group accident and health (b).....	0	0	0	0	0	0	0	0	0	0	0	0
14. Credit A&H (group and individual).....	0	0	0	0	0	0	0	0	0	0	0	0
15.1 Collectively renewable A&H (b).....	0	0	0	0	0	0	0	0	0	0	0	0
15.2 Non-cancelable A&H (b).....	0	0	0	0	0	0	0	0	0	0	0	0
15.3 Guaranteed renewable A&H (b).....	0	0	0	0	0	0	0	0	0	0	0	0
15.4 Non-renewable for stated reasons only (b).....	0	0	0	0	0	0	0	0	0	0	0	0
15.5 Other accident only.....	0	0	0	0	0	0	0	0	0	0	0	0
15.6 Medicare Title XVIII exempt from state taxes or fees.....	0	0	0	0	0	0	0	0	0	0	0	0
15.7 All other A&H (b).....	0	0	0	0	0	0	0	0	0	0	0	0
15.8 Federal employees health benefits plan premium.....	0	0	0	0	0	0	0	0	0	0	0	0
16. Workers' compensation.....	0	0	0	0	0	0	0	0	0	0	0	0
17.1 Other liability-occurrence.....	0	0	0	0	0	0	0	0	0	0	0	69
17.2 Other liability-claims-made.....	112,662	22,590	0	90,072	0	5,351	5,351	0	1,657	1,657	34,925	185
17.3 Excess workers' compensation.....	0	0	0	0	0	0	0	0	0	0	0	0
18. Products liability.....	0	0	0	0	0	0	0	0	0	0	0	57
19.1 Private passenger auto no-fault (personal injury protection).....	0	0	0	0	0	0	0	0	0	0	0	0
19.2 Other private passenger auto liability.....	0	0	0	0	0	0	0	0	0	0	0	0
19.3 Commercial auto no-fault (personal injury protection).....	0	0	0	0	0	0	0	0	0	0	0	0
19.4 Other commercial auto liability.....	0	0	0	0	0	0	0	0	0	0	0	36
21.1 Private passenger auto physical damage.....	0	0	0	0	0	0	0	0	0	0	0	0
21.2 Commercial auto physical damage.....	0	0	0	0	0	0	0	0	0	0	0	40
22. Aircraft (all perils).....	0	0	0	0	0	0	0	0	0	0	0	0
23. Fidelity.....	0	0	0	0	0	0	0	0	0	0	0	16
24. Surety.....	0	0	0	0	0	0	0	0	0	0	0	28
26. Burglary and theft.....	0	0	0	0	0	0	0	0	0	0	0	4
27. Boiler and machinery.....	0	0	0	0	0	0	0	0	0	0	0	16
28. Credit.....	0	0	0	0	0	0	0	0	0	0	0	4
29. International.....	0	0	0	0	0	0	0	0	0	0	0	0
30. Warranty.....	0	0	0	0	0	0	0	0	0	0	0	16
34. Aggregate write-ins for other lines of business.....	0	0	0	0	0	0	0	0	0	0	0	32
35. TOTALS (a).....	114,362	22,735	0	91,627	0	5,398	5,398	0	1,659	1,659	35,180	599
DETAILS OF WRITE-INS												
3401. Collateral protection.....	0	0	0	0	0	0	0	0	0	0	0	32
3402. Supplemental unemployment.....	0	0	0	0	0	0	0	0	0	0	0	0
3403. Patent risk.....	0	0	0	0	0	0	0	0	0	0	0	0
3498. Summary of remaining write-ins for Line 34 from overflow page.....	0	0	0	0	0	0	0	0	0	0	0	0
3499. TOTALS (Lines 3401 through 3403 plus 3498) (Line 34 above).....	0	0	0	0	0	0	0	0	0	0	0	32

(a) Finance and service charges not included in Lines 1 to 35 \$.....0.
(b) For health business on indicated lines report: Number of persons insured under PPO managed care products.....0 and number of persons insured under indemnity only products.....0.

Sch. F - Pt. 1
NONE

Sch. F - Pt. 2
NONE

SCHEDULE F - PART 3

Ceded Reinsurance as of December 31, Current Year (\$000 Omitted)

1	2	3	4	5	6	Reinsurance Recoverable on								16	Reinsurance Payable		19	20	
						7	8	9	10	11	12	13	14		15	17			18
ID Number	NAIC Company Code	Name of Reinsurer	Domi- ciliary Juris- diction	Special Code	Reinsurance Premiums Ceded	Paid Losses	Paid LAE	Known Case Loss Reserves	Known Case LAE Reserves	IBNR Loss Reserves	IBNR LAE Reserves	Unearned Premiums	Contingent Commissions	Col. 7 through 14 Totals	Amount in Dispute Included in Column 15	Ceded Balances Payable	Other Amounts Due to Reinsurers	Net Amount Recoverable from Reinsurers (Cols. 15 - [17 + 18])	Funds Held by Company Under Reinsurance Treaties
Authorized Affiliates-U.S. Intercompany Pooling																			
31-0501234.	16691...	Great American Insurance Company.....	OH...67,2680029,6212,10710,2062,04856,388118100,488000100,4880
0199999.	Total Authorized Affiliates - U.S. Intercompany Pooling.....			67,2680029,6212,10710,2062,04856,388118100,488000100,4880
0899999.	Total Authorized Affiliates.....			67,2680029,6212,10710,2062,04856,388118100,488000100,4880
1499999.	Total Authorized Excluding Protected Cells.....			67,2680029,6212,10710,2062,04856,388118100,488000100,4880
5799999.	Total Auth., Recip. Juris., Unauth. & Cert. Excl. Prot. Cells.....			67,2680029,6212,10710,2062,04856,388118100,488000100,4880
9999999.	Totals (Sum of 5799999 and 5899999).....			67,2680029,6212,10710,2062,04856,388118100,488000100,4880

SCHEDULE F - PART 3 (Continued)
Ceded Reinsurance as of December 31, Current Year (\$000 Omitted)
(Credit Risk)

ID Number from Col. 1	Name of Reinsurer from Col. 3	Collateral				25	26	27	Ceded Reinsurance Credit Risk								
		21	22	23	24				28	29	30	31	32	33	34	35	36
		Multiple Beneficiary Trusts	Letters of Credit	Issuing or Confirmin g Bank Reference Number	Single Beneficiary Trusts & Other Allowable Collateral	Total Funds Held, Payables & Collateral	Net Recoverable Net of Funds Held & Collateral	Applicable Sch. F Penalty (Col. 78)	Total Amount Recoverable from Reinsurers Less Penalty (Cols. 15 - 27)	Stressed Recoverable (Col. 28 * 120%)	Reinsurance Payable & Funds Held (Cols. 17 + 18 + 20; Not in Excess of Col. 29)	Stressed Net Recoverable (Cols. 29 - 30)	Total Collateral (Cols. 21 + 22 + 24; Not in Excess of Col. 31)	Stressed Net Recoverable Net of Collateral Offsets (Cols. 31 - 32)	Reinsurer Designation Equivalent	Credit Risk on Collateralized Recoverables (Col. 32 * Factor Applicable to Reinsurer Designation Equivalent in Col. 34)	Credit Risk on Uncollateralized Recoverables (Col. 33 * Factor Applicable to Reinsurer Designation Equivalent in Col. 34)
Authorized Affiliates-U.S. Intercompany Pooling																	
31-0501234.	Great American Insurance Company.....00000100,4880XXX.....XXX.....XXX.....XXX.....XXX.....XXX.....XXX.....XXX.....XXX.....
0199999.	Total Authorized Affiliates - U.S. Intercompany Pooling.....00	XXX.....00100,4880XXX.....XXX.....XXX.....XXX.....XXX.....XXX.....XXX.....XXX.....XXX.....
0899999.	Total Authorized Affiliates.....00	XXX.....00100,4880000000	XXX.....00
1499999.	Total Authorized Excluding Protected Cells.....00	XXX.....00100,4880000000	XXX.....00
5799999.	Total Auth., Recip. Juris., Unauth. & Cert. Excl. Prot. Cells.....00	XXX.....00100,4880000000	XXX.....00
9999999.	Totals (Sum of 5799999 and 5899999).....00	XXX.....00100,4880000000	XXX.....00

Sch. F - Pt. 3
NONE

Sch. F - Pt. 3
NONE

Sch. F - Pt. 3
NONE

Sch. F - Pt. 4 Issuing or Confirming Banks for Letters of Credit from Scfpt3
NONE

SCHEDULE F - PART 5

Interrogatories for Schedule F, Part 3 (000 Omitted)

- A. Report the five largest provisional commission rates included in the cedant's reinsurance treaties. The commission rate to be reported is by contract with ceded premium in excess of \$50,000.

1	2	3
Name of Reinsurer	Commission Rate	Ceded Premium
1. N/A - See Note 26 to Financial Statements.....0.00
2.0.00
3.0.00
4.0.00
5.0.00

- B. Report the five largest reinsurance recoverables reported in Schedule F, Part 3, Column 15, due from any one reinsurer (based on the total recoverables, Schedule F, Part 3, Line 9999999, Column 15), the amount of ceded premium, and indicate whether the recoverables are due from an affiliated insurer.

1	2	3	4
Name of Reinsurer	Total Recoverables	Ceded Premiums	Affiliated YES or NO
6. Great American Insurance Company.....100,48867,268YES.....
7.00
8.00
9.00
10.....00

NOTE: Disclosure of the five largest provisional commission rates should exclude mandatory pools and joint underwriting associations.

SCHEDULE F - PART 6

Restatement of Balance Sheet to Identify Net Credit for Reinsurance

	1 As Reported (Net of Ceded)	2 Restatement Adjustments	3 Restated (Gross of Ceded)
ASSETS (Page 2, Col. 3)			
1. Cash and invested assets (Line 12).....	16,191,350	0	16,191,350
2. Premiums and considerations (Line 15).....	0	0	0
3. Reinsurance recoverable on loss and loss adjustment expense payments (Line 16.1).....	0	0	0
4. Funds held by or deposited with reinsured companies (Line 16.2).....	0	0	0
5. Other assets.....	97,670	0	97,670
6. Net amount recoverable from reinsurers.....	0	100,488,404	100,488,404
7. Protected cell assets (Line 27).....	0	0	0
8. Totals (Line 28).....	16,289,020	100,488,404	116,777,424
LIABILITIES (Page 3)			
9. Losses and loss adjustment expenses (Lines 1 through 3).....	0	43,982,150	43,982,150
10. Taxes, expenses, and other obligations (Lines 4 through 8).....	3,178	118,339	121,517
11. Unearned premiums (Line 9).....	0	56,387,915	56,387,915
12. Advance premiums (Line 10).....	0	0	0
13. Dividends declared and unpaid (Line 11.1 and 11.2).....	0	0	0
14. Ceded reinsurance premiums payable (net of ceding commissions) (Line 12).....	0	0	0
15. Funds held by company under reinsurance treaties (Line 13).....	0	0	0
16. Amounts withheld or retained by company for account of others (Line 14).....	0	0	0
17. Provision for reinsurance (Line 16).....	0	0	0
18. Other liabilities.....	0	0	0
19. Total liabilities excluding protected cell business (Line 26).....	3,178	100,488,404	100,491,582
20. Protected cell liabilities (Line 27).....	0	0	0
21. Surplus as regards policyholders (Line 37).....	16,285,842	XXX	16,285,842
22. Totals (Line 38).....	16,289,020	100,488,404	116,777,424

NOTE: Is the restatement of this exhibit the result of grossing up balances ceded to affiliates under 100 percent reinsurance or pooling arrangements?..Yes [X] No []

If yes, give full explanation:

See Note 26 to Financial Statements.

Sch. H - Pt. 1
NONE

Sch. H - Pt. 2
NONE

Sch. H - Pt. 3
NONE

Sch. H - Pt. 4
NONE

Sch. H - Pt. 5
NONE

Sch. P - Pt. 1A
NONE

Sch. P - Pt. 1B
NONE

Sch. P - Pt. 1C
NONE

Sch. P - Pt. 1D
NONE

Sch. P - Pt. 1E
NONE

Sch. P - Pt. 1F - Sn. 1
NONE

Sch. P - Pt. 1F - Sn. 2
NONE

Sch. P - Pt. 1G
NONE

Sch. P - Pt. 1H - Sn. 1
NONE

Sch. P - Pt. 1H - Sn. 2
NONE

Sch. P - Pt. 1I
NONE

Sch. P - Pt. 1J
NONE

Sch. P - Pt. 1K
NONE

Sch. P - Pt. 1L
NONE

Sch. P - Pt. 1M
NONE

Sch. P - Pt. 1N
NONE

Sch. P - Pt. 1O
NONE

Sch. P - Pt. 1P
NONE

Sch. P - Pt. 1R - Sn. 1
NONE

Sch. P - Pt. 1R - Sn. 2
NONE

Sch. P - Pt. 1S
NONE
Sch. P - Pt. 1T
NONE
Sch. P - Pt. 2A
NONE
Sch. P - Pt. 2B
NONE
Sch. P - Pt. 2C
NONE
Sch. P - Pt. 2D
NONE
Sch. P - Pt. 2E
NONE
Sch. P - Pt. 2F - Sn. 1
NONE
Sch. P - Pt. 2F - Sn. 2
NONE
Sch. P - Pt. 2G
NONE
Sch. P - Pt. 2H - Sn. 1
NONE
Sch. P - Pt. 2H - Sn. 2
NONE
Sch. P - Pt. 2I
NONE
Sch. P - Pt. 2J
NONE
Sch. P - Pt. 2K
NONE
Sch. P - Pt. 2L
NONE
Sch. P - Pt. 2M
NONE
Sch. P - Pt. 2N
NONE
Sch. P - Pt. 2O
NONE
Sch. P - Pt. 2P
NONE

Sch. P - Pt. 2R - Sn. 1
NONE

Sch. P - Pt. 2R - Sn. 2
NONE

Sch. P - Pt. 2S
NONE

Sch. P - Pt. 2T
NONE

Sch. P - Pt. 3A
NONE

Sch. P - Pt. 3B
NONE

Sch. P - Pt. 3C
NONE

Sch. P - Pt. 3D
NONE

Sch. P - Pt. 3E
NONE

Sch. P - Pt. 3F - Sn. 1
NONE

Sch. P - Pt. 3F - Sn. 2
NONE

Sch. P - Pt. 3G
NONE

Sch. P - Pt. 3H - Sn. 1
NONE

Sch. P - Pt. 3H - Sn. 2
NONE

Sch. P - Pt. 3I
NONE

Sch. P - Pt. 3J
NONE

Sch. P - Pt. 3K
NONE

Sch. P - Pt. 3L
NONE

Sch. P - Pt. 3M
NONE

Sch. P - Pt. 3N
NONE

Sch. P - Pt. 3O
NONE

Sch. P - Pt. 3P
NONE

Sch. P - Pt. 3R - Sn. 1
NONE

Sch. P - Pt. 3R - Sn. 2
NONE

Sch. P - Pt. 3S
NONE

Sch. P - Pt. 3T
NONE

Sch. P - Pt. 4A
NONE

Sch. P - Pt. 4B
NONE

Sch. P - Pt. 4C
NONE

Sch. P - Pt. 4D
NONE

Sch. P - Pt. 4E
NONE

Sch. P - Pt. 4F - Sn. 1
NONE

Sch. P - Pt. 4F - Sn. 2
NONE

Sch. P - Pt. 4G
NONE

Sch. P - Pt. 4H - Sn. 1
NONE

Sch. P - Pt. 4H - Sn. 2
NONE

Sch. P - Pt. 4I
NONE

Sch. P - Pt. 4J
NONE

Sch. P - Pt. 4K
NONE

Sch. P - Pt. 4L
NONE

Sch. P - Pt. 4M
NONE

Sch. P - Pt. 4N
NONE

Sch. P - Pt. 4O
NONE

Sch. P - Pt. 4P
NONE

Sch. P - Pt. 4R - Sn. 1
NONE

Sch. P - Pt. 4R - Sn. 2
NONE

Sch. P - Pt. 4S
NONE

Sch. P - Pt. 4T
NONE

Sch. P - Pt. 5A - Sn. 1
NONE

Sch. P - Pt. 5A - Sn. 2
NONE

Sch. P - Pt. 5A - Sn. 3
NONE

Sch. P - Pt. 5B - Sn. 1
NONE

Sch. P - Pt. 5B - Sn. 2
NONE

Sch. P - Pt. 5B - Sn. 3
NONE

Sch. P - Pt. 5C - Sn. 1
NONE

Sch. P - Pt. 5C - Sn. 2
NONE

Sch. P - Pt. 5C - Sn. 3
NONE

Sch. P - Pt. 5D - Sn. 1
NONE

Sch. P - Pt. 5D - Sn. 2
NONE

Sch. P - Pt. 5D - Sn. 3
NONE

Sch. P - Pt. 5E - Sn. 1
NONE

Sch. P - Pt. 5E - Sn. 2
NONE

Sch. P - Pt. 5E - Sn. 3
NONE

Sch. P - Pt. 5F - Sn. 1A
NONE

Sch. P - Pt. 5F - Sn. 2A
NONE

Sch. P - Pt. 5F - Sn. 3A
NONE

Sch. P - Pt. 5F - Sn. 1B
NONE

Sch. P - Pt. 5F - Sn. 2B
NONE

Sch. P - Pt. 5F - Sn. 3B
NONE

Sch. P - Pt. 5H - Sn. 1A
NONE

Sch. P - Pt. 5H - Sn. 2A
NONE

Sch. P - Pt. 5H - Sn. 3A
NONE

Sch. P - Pt. 5H - Sn. 1B
NONE

Sch. P - Pt. 5H - Sn. 2B
NONE

Sch. P - Pt. 5H - Sn. 3B
NONE

Sch. P - Pt. 5R - Sn. 1A
NONE

Sch. P - Pt. 5R - Sn. 2A
NONE

Sch. P - Pt. 5R - Sn. 3A
NONE

Sch. P - Pt. 5R - Sn. 1B
NONE

Sch. P - Pt. 5R - Sn. 2B
NONE

Sch. P - Pt. 5R - Sn. 3B
NONE

Sch. P - Pt. 5T - Sn. 1
NONE

Sch. P - Pt. 5T - Sn. 2
NONE

Sch. P - Pt. 5T - Sn. 3
NONE

Sch. P - Pt. 6C - Sn. 1
NONE

Sch. P - Pt. 6C - Sn. 2
NONE

Sch. P - Pt. 6D - Sn. 1
NONE

Sch. P - Pt. 6D - Sn. 2
NONE

Sch. P - Pt. 6E - Sn. 1
NONE

Sch. P - Pt. 6E - Sn. 2
NONE

Sch. P - Pt. 6H - Sn. 1A
NONE

Sch. P - Pt. 6H - Sn. 2A
NONE

Sch. P - Pt. 6H - Sn. 1B

NONE

Sch. P - Pt. 6H - Sn. 2B

NONE

Sch. P - Pt. 6M - Sn. 1

NONE

Sch. P - Pt. 6M - Sn. 2

NONE

Sch. P - Pt. 6N - Sn. 1

NONE

Sch. P - Pt. 6N - Sn. 2

NONE

Sch. P - Pt. 6O - Sn. 1

NONE

Sch. P - Pt. 6O - Sn. 2

NONE

Sch. P - Pt. 6R - Sn. 1A

NONE

Sch. P - Pt. 6R - Sn. 2A

NONE

Sch. P - Pt. 6R - Sn. 1B

NONE

Sch. P - Pt. 6R - Sn. 2B

NONE

Sch. P - Pt. 7A - Sn. 1

NONE

Sch. P - Pt. 7A - Sn. 2

NONE

Sch. P - Pt. 7A - Sn. 3

NONE

Sch. P - Pt. 7A - Sn. 4

NONE

Sch. P - Pt. 7A - Sn. 5

NONE

Sch. P - Pt. 7B - Sn. 1

NONE

Sch. P - Pt. 7B - Sn. 2

NONE

Sch. P - Pt. 7B - Sn. 3

NONE

SCHEDULE P - PART 7B - REINSURANCE LOSS SENSITIVE CONTRACTS (continued)

SECTION 4

Years in Which Policies Were Issued	Net Earned Premiums Reported At Year End (\$000 Omitted)									
	1	2	3	4	5	6	7	8	9	10
	2011	2012	2013	2014	2015	2016	2017	2018	2019	2020
1. Prior.....0000000000
2. 2011.....0000000000
3. 2012.....	...XXX000000000
4. 2013.....	...XXX	...XXX00000000
5. 2014.....	...XXX	...XXX	...XXX0000000
6. 2015.....	...XXX	...XXX	...XXX	...XXX000000
7. 2016.....	...XXX	...XXX	...XXX	...XXX	...XXX00000
8. 2017.....	...XXX	...XXX	...XXX	...XXX	...XXX	...XXX0000
9. 2018.....	...XXX	...XXX	...XXX	...XXX	...XXX	...XXX	...XXX000
10. 2019.....	...XXX	...XXX	...XXX	...XXX	...XXX	...XXX	...XXX	...XXX00
11. 2020.....	...XXX	...XXX	...XXX	...XXX	...XXX	...XXX	...XXX	...XXX	...XXX0

SECTION 5

Years in Which Policies Were Issued	Net Reserve For Premium Adjustments And Accrued Retrospective Premiums At Year End (\$000 Omitted)									
	1	2	3	4	5	6	7	8	9	10
	2011	2012	2013	2014	2015	2016	2017	2018	2019	2020
1. Prior.....0000000000
2. 2011.....0000000000
3. 2012.....	...XXX000000000
4. 2013.....	...XXX	...XXX00000000
5. 2014.....	...XXX	...XXX	...XXX0000000
6. 2015.....	...XXX	...XXX	...XXX	...XXX000000
7. 2016.....	...XXX	...XXX	...XXX	...XXX	...XXX00000
8. 2017.....	...XXX	...XXX	...XXX	...XXX	...XXX	...XXX0000
9. 2018.....	...XXX	...XXX	...XXX	...XXX	...XXX	...XXX	...XXX000
10. 2019.....	...XXX	...XXX	...XXX	...XXX	...XXX	...XXX	...XXX	...XXX00
11. 2020.....	...XXX	...XXX	...XXX	...XXX	...XXX	...XXX	...XXX	...XXX	...XXX0

SECTION 6

Years in Which Policies Were Issued	Incurred Adjustable Commissions Reported At Year End (\$000 Omitted)									
	1	2	3	4	5	6	7	8	9	10
	2011	2012	2013	2014	2015	2016	2017	2018	2019	2020
1. Prior.....0000000000
2. 2011.....0000000000
3. 2012.....	...XXX000000000
4. 2013.....	...XXX	...XXX00000000
5. 2014.....	...XXX	...XXX	...XXX0000000
6. 2015.....	...XXX	...XXX	...XXX	...XXX000000
7. 2016.....	...XXX	...XXX	...XXX	...XXX	...XXX00000
8. 2017.....	...XXX	...XXX	...XXX	...XXX	...XXX	...XXX0000
9. 2018.....	...XXX	...XXX	...XXX	...XXX	...XXX	...XXX	...XXX000
10. 2019.....	...XXX	...XXX	...XXX	...XXX	...XXX	...XXX	...XXX	...XXX00
11. 2020.....	...XXX	...XXX	...XXX	...XXX	...XXX	...XXX	...XXX	...XXX	...XXX0

SECTION 7

Years in Which Policies Were Issued	Reserves For Commission Adjustments At Year End (\$000 Omitted)									
	1	2	3	4	5	6	7	8	9	10
	2011	2012	2013	2014	2015	2016	2017	2018	2019	2020
1. Prior.....0000000000
2. 2011.....0000000000
3. 2012.....	...XXX000000000
4. 2013.....	...XXX	...XXX00000000
5. 2014.....	...XXX	...XXX	...XXX0000000
6. 2015.....	...XXX	...XXX	...XXX	...XXX000000
7. 2016.....	...XXX	...XXX	...XXX	...XXX	...XXX00000
8. 2017.....	...XXX	...XXX	...XXX	...XXX	...XXX	...XXX0000
9. 2018.....	...XXX	...XXX	...XXX	...XXX	...XXX	...XXX	...XXX000
10. 2019.....	...XXX	...XXX	...XXX	...XXX	...XXX	...XXX	...XXX	...XXX00
11. 2020.....	...XXX	...XXX	...XXX	...XXX	...XXX	...XXX	...XXX	...XXX	...XXX0

GREAT AMERICAN SECURITY INSURANCE COMPANY
SCHEDULE P INTERROGATORIES

1.

The following questions relate to yet-to-be-issued Extended Reporting Endorsements (EREs) arising from Death, Disability, or Retirement (DDR) provisions in Medical Professional Liability Claims-Made insurance policies. EREs provided for reasons other than DDR are not be included.
- 1.1

Does the company issue Medical Professional Liability Claims-Made insurance policies that provide tail (also known as an extended reporting endorsement, or "ERE") benefits in the event of Death, Disability, or Retirement (DDR) at a reduced charge or at no additional cost?
If the answer to question 1.1 is "no", leave the following questions blank. If the answer to question 1.1 is "yes", please answer the following questions.

Yes [] No [X]
- 1.2

What is the total amount of the reserve for that provision (DDR reserve), as reported, explicitly or not, elsewhere in this statement (in dollars)?

\$.....0
- 1.3

Does the company report any DDR reserve as Unearned Premium Reserve per SSAP #65?

Yes [] No [X]
- 1.4

Does the company report any DDR reserve as loss or loss adjustment expense reserve?

Yes [] No [X]
- 1.5

If the company reports DDR reserve as Unearned Premium Reserve, does that amount match the figure on the Underwriting and Investment Exhibit, Part 1A - Recapitulation of all Premiums (Page 7) Column 2, Lines 11.1 plus 11.2?

Yes [] No [] N/A[X]
- 1.6

If the company reports DDR reserve as loss or loss adjustment expense reserve, please complete the following table corresponding to where these reserves are reported in Schedule P:

Years in Which Premiums Were Earned and Losses Were Incurred		DDR Reserve Included in Schedule P, Part 1F, Medical Professional Liability Column 24: Total Net Losses and Expenses Unpaid	
		1	2
		Section 1: Occurrence	Section 2: Claims-Made
1.601	Prior.....00
1.602	2011.....00
1.603	2012.....00
1.604	2013.....00
1.605	2014.....00
1.606	2015.....00
1.607	2016.....00
1.608	2017.....00
1.609	2018.....00
1.610	2019.....00
1.611	2020.....00
1.612	Totals.....00

2.

The definition of allocated loss adjustment expenses (ALAE) and, therefore, unallocated loss adjustment expenses (ULAE) was changed effective January 1, 1998. This change in definition applies to both paid and unpaid expenses. Are these expenses (now reported as "Defense and Cost Containment" and "Adjusting and Other") reported in compliance with these definitions in this statement?

Yes [X] No []

3.

The Adjusting and Other expense payments and reserves should be allocated to the years in which the losses were incurred based on the number of claims reported, closed and outstanding in those years. When allocating Adjusting and Other expense between companies in a group or a pool, the Adjusting and Other expense should be allocated in the same percentage used for the loss amounts and the claim counts. For reinsurers, Adjusting and Other expense assumed should be reported according to the reinsurance contract. For Adjusting and Other expense incurred by reinsurers, or in those situations where suitable claim count information is not available, Adjusting and Other expense should be allocated by a reasonable method determined by the company and described in Interrogatory 7, below. Are they so reported in this statement?

Yes [X] No []

4.

Do any lines in Schedule P include reserves that are reported gross of any discount to present value of future payments, and that are reported net of such discounts on Page 10?

Yes [] No [X]

If yes, proper disclosure must be made in the Notes to Financial Statements, as specified in the Instructions. Also, the discounts must be reported in Schedule P - Part 1, Columns 32 and 33.

Schedule P must be completed gross of non-tabular discounting. Work papers relating to discount calculations must be available for examination upon request.

Discounting is allowed only if expressly permitted by the state insurance department to which this Annual Statement is being filed.

5.

What were the net premiums in force at the end of the year for: (in thousands of dollars)

5.1 Fidelity \$.....0

5.2 Surety \$.....0

6.

Claim count information is reported per claim or per claimant. (Indicate which).
If not the same in all years, explain in Interrogatory 7.

- 7.1

The information provided in Schedule P will be used by many persons to estimate the adequacy of the current loss and expense reserves, among other things. Are there any especially significant events, coverage, retention or accounting changes that have occurred that must be considered when making such analyses?

Yes [X] No []
- 7.2

An extended statement may be attached.

This Company participates in a pooling agreement. (See Note 26).

SCHEDULE T - PART 2

INTERSTATE COMPACT - EXHIBIT OF PREMIUMS WRITTEN

Allocated by States and Territories

		Direct Business Only				
		1 Life (Group and Individual)	2 Annuities (Group and Individual)	3 Disability Income (Group and Individual)	4 Long-Term Care (Group and Individual)	5 Deposit-Type Contracts
States, Etc.						
						6 Totals
1.	Alabama.....AL00000
2.	Alaska.....AK00000
3.	Arizona.....AZ00000
4.	Arkansas.....AR00000
5.	California.....CA00000
6.	Colorado.....CO00000
7.	Connecticut.....CT00000
8.	Delaware.....DE00000
9.	District of Columbia.....DC00000
10.	Florida.....FL00000
11.	Georgia.....GA00000
12.	Hawaii.....HI00000
13.	Idaho.....ID00000
14.	Illinois.....IL00000
15.	Indiana.....IN00000
16.	Iowa.....IA00000
17.	Kansas.....KS00000
18.	Kentucky.....KY00000
19.	Louisiana.....LA00000
20.	Maine.....ME00000
21.	Maryland.....MD00000
22.	Massachusetts.....MA00000
23.	Michigan.....MI00000
24.	Minnesota.....MN00000
25.	Mississippi.....MS00000
26.	Missouri.....MO00000
27.	Montana.....MT00000
28.	Nebraska.....NE00000
29.	Nevada.....NV00000
30.	New Hampshire.....NH00000
31.	New Jersey.....NJ00000
32.	New Mexico.....NM00000
33.	New York.....NY00000
34.	North Carolina.....NC00000
35.	North Dakota.....ND00000
36.	Ohio.....OH00000
37.	Oklahoma.....OK00000
38.	Oregon.....OR00000
39.	Pennsylvania.....PA00000
40.	Rhode Island.....RI00000
41.	South Carolina.....SC00000
42.	South Dakota.....SD00000
43.	Tennessee.....TN00000
44.	Texas.....TX00000
45.	Utah.....UT00000
46.	Vermont.....VT00000
47.	Virginia.....VA00000
48.	Washington.....WA00000
49.	West Virginia.....WV00000
50.	Wisconsin.....WI00000
51.	Wyoming.....WY00000
52.	American Samoa.....AS00000
53.	Guam.....GU00000
54.	Puerto Rico.....PR00000
55.	US Virgin Islands.....VI00000
56.	Northern Mariana Islands.....MP00000
57.	Canada.....CAN00000
58.	Aggregate Other Alien.....OT00000
59.	Totals.....00000

NONE

GREAT AMERICAN SECURITY INSURANCE COMPANY

SCHEDULE Y

PART 1A - DETAIL OF INSURANCE HOLDING COMPANY SYSTEM

1	2	3	4	5	6	7	8	9	10	11	12	13	14	15	16
Group Code	Group Name	NAIC Company Code	ID Number	Federal RSSD	CIK	Name of Securities Exchange if Publicly Traded (U.S. or International)	Names of Parent, Subsidiaries or Affiliates	Domiciliary Location	Relationship to Reporting Entity	Directly Controlled by (Name of Entity/Person)	Type of Control (Ownership Board, Management, Attorney-in-Fact, Influence, Other)	If Control is Ownership Provide Percentage	Ultimate Controlling Entity(ies)/Person(s)	Is an SCA Filing Required? (Y/N)	*
Members															
0.....	0.....	31-15443200	0001042046	NYSE.....	American Financial Group, Inc.....	OH.....	UIP.....	Ownership.....0.000N.....	0.
0.....	0.....	31-099679700	American Financial Enterprises, Inc.....	CT.....	NIA.....	American Financial Group, Inc.....	Ownership.....	...100.000	American Financial Group, Inc..N.....	0.
0.....	0.....	31-082857800	American Money Management Corporation.....	OH.....	NIA.....	American Financial Group, Inc.....	Ownership.....	...100.000	American Financial Group, Inc..N.....	0.
0.....	0.....	27-157732600	American Real Estate Capital Company, LLC.....	OH.....	NIA.....	American Money Management Corporation...	Ownership.....	...100.000	American Financial Group, Inc..N.....	0.
0.....	0.....	27-282962900	Mid-Market Capital Partners, LLC.....	DE.....	NIA.....	American Money Management Corporation...	Ownership.....	...100.000	American Financial Group, Inc..N.....	0.
0.....	0.....	41-211200100	APU Holding Company.....	OH.....	NIA.....	American Financial Group, Inc.....	Ownership.....	...100.000	American Financial Group, Inc..N.....	0.
0.....	0.....	23-600076500	American Premier Underwriters, Inc.....	PA.....	NIA.....	APU Holding Company.....	Ownership.....	...100.000	American Financial Group, Inc..N.....	0.
0.....	0.....	13-640046400	Lehigh Valley Railroad Company.....	PA.....	NIA.....	American Premier Underwriters, Inc.....	Ownership.....	...100.000	American Financial Group, Inc..N.....	0.
0.....	0.....	46-166539600	Pennsylvania Lehigh Oil & Gas Holdings LLC.....	PA.....	NIA.....	Lehigh Valley Railroad Company.....	Ownership.....	...100.000	American Financial Group, Inc..N.....	0.
0.....	0.....	20-154821300	Magnolia Alabama Holdings, Inc.....	DE.....	NIA.....	American Premier Underwriters, Inc.....	Ownership.....	...100.000	American Financial Group, Inc..N.....	0.
0.....	0.....	20-157409400	Magnolia Alabama Holdings LLC.....	AL.....	NIA.....	Magnolia Alabama Holdings, Inc.....	Ownership.....	...100.000	American Financial Group, Inc..N.....	0.
0.....	0.....	46-185253200	Michigan Oil & Gas Holdings, LLC.....	MI.....	NIA.....	American Premier Underwriters, Inc.....	Ownership.....	...100.000	American Financial Group, Inc..N.....	0.
0.....	0.....	46-148007800	Ohio Oil & Gas Holdings, LLC.....	OH.....	NIA.....	American Premier Underwriters, Inc.....	Ownership.....	...100.000	American Financial Group, Inc..N.....	0.
0.....	0.....	13-602135300	The Owasco River Railway, Inc.....	NY.....	NIA.....	American Premier Underwriters, Inc.....	Ownership.....	...100.000	American Financial Group, Inc..N.....	0.
0.....	0.....	76-008053700	PCC Technical Industries, Inc.....	DE.....	NIA.....	American Premier Underwriters, Inc.....	Ownership.....	...100.000	American Financial Group, Inc..N.....	0.
0.....	0.....	46-324668400	Pennsylvania Oil & Gas Holdings, LLC.....	PA.....	NIA.....	American Premier Underwriters, Inc.....	Ownership.....	...100.000	American Financial Group, Inc..N.....	0.
0.....	0.....	23-600076600	Pennsylvania-Reading Seashore Lines.....	NJ.....	NIA.....	American Premier Underwriters, Inc.....	Ownership.....	...66.670	American Financial Group, Inc..N.....	0.
0.....	0.....	98-107377600	GAI Insurance Company, Ltd.....	BMU.....	IA.....	APU Holding Company.....	Ownership.....	...100.000	American Financial Group, Inc..N.....	0.
0.....	0.....	31-144630800	Hangar Acquisition Corp.....	OH.....	NIA.....	APU Holding Company.....	Ownership.....	...100.000	American Financial Group, Inc..N.....	0.
0.....	0.....	91-124274300	Premier Lease & Loan Services Insurance Agency, Inc.....	WA.....	NIA.....	APU Holding Company.....	Ownership.....	...100.000	American Financial Group, Inc..N.....	0.
0.....	0.....	91-150864400	Premier Lease & Loan Services of Canada, Inc.....	WA.....	NIA.....	APU Holding Company.....	Ownership.....	...100.000	American Financial Group, Inc..N.....	0.
0.....	0.....	31-082372500	Dixie Terminal Corporation.....	OH.....	NIA.....	American Financial Group, Inc.....	Ownership.....	...100.000	American Financial Group, Inc..N.....	0.
0.....	0.....	06-135648100	Great American Financial Resources, Inc.....	DE.....	NIA.....	American Financial Group, Inc.....	Ownership.....	...100.000	American Financial Group, Inc..N.....	0.
0.....	0.....	31-142271700	AAG Insurance Agency, Inc.....	KY.....	NIA.....	Great American Financial Resources, Inc.....	Ownership.....	...100.000	American Financial Group, Inc..N.....	0.
0.....	0.....	34-101753100	Ceres Group, Inc.....	DE.....	NIA.....	Great American Financial Resources, Inc.....	Ownership.....	...100.000	American Financial Group, Inc..N.....	0.
0.....	0.....	47-071707900	Continental General Corporation.....	NE.....	NIA.....	Ceres Group, Inc.....	Ownership.....	...100.000	American Financial Group, Inc..N.....	0.
0.....	0.....	34-194704200	QQAAgency of Texas, Inc.....	TX.....	NIA.....	Ceres Group, Inc.....	Ownership.....	...100.000	American Financial Group, Inc..N.....	0.
0.....	0.....	31-139534400	Great American Advisors, Inc.....	OH.....	NIA.....	Great American Financial Resources, Inc.....	Ownership.....	...100.000	American Financial Group, Inc..N.....	0.
0084..	American Financial Group, Inc..	63312.....	13-193592000	Great American Life Insurance Company.....	OH.....	IA.....	Great American Financial Resources, Inc.....	Ownership.....	...100.000	American Financial Group, Inc..N.....	0.
0084..	American Financial Group, Inc..	93661.....	31-102173800	Annuity Investors Life Insurance Company.....	OH.....	IA.....	Great American Life Insurance Company.....	Ownership.....	...100.000	American Financial Group, Inc..N.....	0.
0.....	0.....	84-439502600	Bay Bridge Holding Company, LLC.....	MD.....	NIA.....	Great American Life Insurance Company.....	Ownership.....	...65.000	American Financial Group, Inc..N.....	1.
0.....	0.....	84-439502600	Bay Bridge Holding Company, LLC.....	MD.....	NIA.....	Great American Insurance Company.....	Ownership.....	...35.000	American Financial Group, Inc..N.....	1.
0.....	0.....	27-407827700	Bay Bridge Marina Hemingway's Restaurant, LLC.....	MD.....	NIA.....	Bay Bridge Holding Company, LLC.....	Ownership.....	...85.000	American Financial Group, Inc..N.....	0.
0.....	0.....	27-051333300	Bay Bridge Marina Management, LLC.....	MD.....	NIA.....	Bay Bridge Holding Company, LLC.....	Ownership.....	...85.000	American Financial Group, Inc..N.....	0.
0.....	0.....	20-124612200	Brothers Management, LLC.....	FL.....	NIA.....	Great American Life Insurance Company.....	Ownership.....	...100.000	American Financial Group, Inc..N.....	0.
0.....	0.....	81-373763900	Charleston Harbor Fishing, LLC.....	SC.....	NIA.....	Great American Life Insurance Company.....	Ownership.....	...100.000	American Financial Group, Inc..N.....	0.

SCHEDULE Y

PART 1A - DETAIL OF INSURANCE HOLDING COMPANY SYSTEM

97.1

1	2	3	4	5	6	7	8	9	10	11	12	13	14	15	16
Group Code	Group Name	NAIC Company Code	ID Number	Federal RSSD	CIK	Name of Securities Exchange if Publicly Traded (U.S. or International)	Names of Parent, Subsidiaries or Affiliates	Domiciliary Location	Relationship to Reporting Entity	Directly Controlled by (Name of Entity/Person)	Type of Control (Ownership Board, Management, Attorney-in-Fact, Influence, Other)	If Control is Ownership Provide Percentage	Ultimate Controlling Entity(ies)/Person(s)	Is an SCA Filing Required? (Y/N)	*
0.....		0.....	20-460427600		GALIC - Bay Bridge Marina, LLC.....	MD.....	NIA.....	Great American Life Insurance Company.....	Ownership.....	...100.000	American Financial Group, Inc..N.....	0.
0.....		0.....	31-139177700		GALIC Brothers, Inc.....	OH.....	NIA.....	Great American Life Insurance Company.....	Ownership.....	...100.000	American Financial Group, Inc..N.....	0.
0.....		0.....	26-326052000		Manhattan National Holding Corporation.....	OH.....	NIA.....	Great American Life Insurance Company.....	Ownership.....	...100.000	American Financial Group, Inc..Y.....	0.
0084..	American Financial Group, Inc..	67083.....	45-025253100		Manhattan National Life Insurance Company.....	OH.....	IA.....	Manhattan National Holding Corporation.....	Ownership.....	...100.000	American Financial Group, Inc..N.....	0.
0.....		0.....	84-457424300		Mountain View Grand Holding Company, LLC.....	NH.....	NIA.....	Great American Life Insurance Company.....	Ownership.....	...65.000	American Financial Group, Inc..N.....	1.
0.....		0.....	84-457424300		Mountain View Grand Holding Company, LLC.....	NH.....	NIA.....	Great American Insurance Company.....	Ownership.....	...35.000	American Financial Group, Inc..N.....	1.
0.....		0.....	84-265466000		Skipjack Holding Company, LLC.....	MD.....	NIA.....	Great American Life Insurance Company.....	Ownership.....	...100.000	American Financial Group, Inc..N.....	0.
0.....		0.....	52-217933000		Skipjack Marina Corp.....	MD.....	NIA.....	Skipjack Holding Company, LLC.....	Ownership.....	...100.000	American Financial Group, Inc..N.....	0.
0.....		0.....	00		Helium Holdings Limited.....	BMU.....	NIA.....	American Financial Group, Inc.....	Ownership.....	...100.000	American Financial Group, Inc..N.....	0.
0.....		0.....	00		GAI Australia Pty Ltd.....	AUS.....	NIA.....	Helium Holdings Limited.....	Ownership.....	...100.000	American Financial Group, Inc..N.....	0.
0.....		0.....	31-068619400		One East Fourth, Inc.....	OH.....	NIA.....	American Financial Group, Inc.....	Ownership.....	...100.000	American Financial Group, Inc..N.....	0.
0.....		0.....	31-088322700		Pioneer Carpet Mills, Inc.....	OH.....	NIA.....	American Financial Group, Inc.....	Ownership.....	...100.000	American Financial Group, Inc..N.....	0.
0.....		0.....	31-111932000		TEJ Holdings, Inc.....	OH.....	NIA.....	American Financial Group, Inc.....	Ownership.....	...100.000	American Financial Group, Inc..N.....	0.
0.....		0.....	31-072832700		Three East Fourth, Inc.....	OH.....	NIA.....	American Financial Group, Inc.....	Ownership.....	...100.000	American Financial Group, Inc..N.....	0.
0.....		0.....	42-157593800		Great American Holding, Inc.....	OH.....	NIA.....	American Financial Group, Inc.....	Ownership.....	...100.000	American Financial Group, Inc..N.....	0.
0.....		0.....	80-033356300		ABA Insurance Services, Inc.....	OH.....	NIA.....	Great American Holding, Inc.....	Ownership.....	...100.000	American Financial Group, Inc..N.....	0.
0.....		0.....	27-306231400		Agricultural Services, LLC.....	OH.....	NIA.....	Great American Holding, Inc.....	Ownership.....	...100.000	American Financial Group, Inc..N.....	0.
0084..	American Financial Group, Inc..	10646.....	36-407949700		Great American Contemporary Insurance Company.....	OH.....	IA.....	Great American Holding, Inc.....	Ownership.....	...100.000	American Financial Group, Inc..N.....	0.
0.....		0.....	00		Great American Holding (Europe) Limited.....	GBR.....	NIA.....	Great American Holding, Inc.....	Ownership.....	...100.000	American Financial Group, Inc..N.....	0.
0.....		0.....	00		Great American Europe Limited.....	GBR.....	NIA.....	Great Amerian Holding (Europe) Limited.....	Ownership.....	...100.000	American Financial Group, Inc..N.....	0.
0.....		0.....	AA-178413600		Great American International Insurance (EU) Designated Activity Company....	IRL.....	IA.....	Great American Europe Limited.....	Ownership.....	...100.000	American Financial Group, Inc..N.....	0.
0.....		0.....	AA-112081700		Great American International Insurance (UK) Limited.....	GBR.....	IA.....	Great American Europe Limited.....	Ownership.....	...100.000	American Financial Group, Inc..N.....	0.
0.....		0.....	00		Great American Specialty & Affinity Limited.....	GBR.....	NIA.....	Great American Europe Limited.....	Ownership.....	...100.000	American Financial Group, Inc..N.....	0.
0084..	American Financial Group, Inc..	23418.....	73-055651300		Mid-Continent Casualty Company.....	OH.....	IA.....	Great American Holding, Inc.....	Ownership.....	...100.000	American Financial Group, Inc..N.....	0.
0084..	American Financial Group, Inc..	15380.....	73-140684400		Mid-Continent Assurance Company.....	OH.....	IA.....	Mid-Continent Casualty Company.....	Ownership.....	...100.000	American Financial Group, Inc..N.....	0.
0084..	American Financial Group, Inc..	13794.....	38-380366100		Mid-Continent Excess and Surplus Insurance Company.....	OH.....	IA.....	Mid-Continent Casualty Company.....	Ownership.....	...100.000	American Financial Group, Inc..N.....	0.
0.....		0.....	30-057153500		Mid-Continent Specialty Insurance Services, Inc.....	OK.....	NIA.....	Mid-Continent Casualty Company.....	Ownership.....	...100.000	American Financial Group, Inc..N.....	0.
0084..	American Financial Group, Inc..	23426.....	73-077325900		Oklahoma Surety Company.....	OH.....	IA.....	Mid-Continent Casualty Company.....	Ownership.....	...100.000	American Financial Group, Inc..N.....	0.
0.....		0.....	34-160739400		National Interstate Corporation.....	OH.....	NIA.....	Great American Holding, Inc.....	Ownership.....	...100.000	American Financial Group, Inc..N.....	0.
0.....		0.....	34-189905800		American Highways Insurance Agency, Inc.....	OH.....	NIA.....	National Interstate Corporation.....	Ownership.....	...100.000	American Financial Group, Inc..N.....	0.
0.....		0.....	31-154823500		Explorer RV Insurance Agency, Inc.....	OH.....	NIA.....	National Interstate Corporation.....	Ownership.....	...100.000	American Financial Group, Inc..N.....	0.
0.....		0.....	98-019133500		Hudson Indemnity, Ltd.....	CYM.....	IA.....	National Interstate Corporation.....	Ownership.....	...100.000	American Financial Group, Inc..N.....	0.
0.....		0.....	66-066003900		Hudson Management Group, Ltd.....	VIR.....	NIA.....	National Interstate Corporation.....	Ownership.....	...100.000	American Financial Group, Inc..N.....	0.
0.....		0.....	34-160739600		National Interstate Insurance Agency, Inc.....	OH.....	NIA.....	National Interstate Corporation.....	Ownership.....	...100.000	American Financial Group, Inc..N.....	0.
0.....		0.....	36-467096800		Commercial For Hire Transportation Purchasing Group.....	SC.....	NIA.....	National Interstate Insurance Agency, Inc.....	Management.....0.000	American Financial Group, Inc..N.....	2.
0084..	American Financial Group, Inc..	32620.....	34-160739500		National Interstate Insurance Company.....	OH.....	IA.....	National Interstate Corporation.....	Ownership.....	...100.000	American Financial Group, Inc..N.....	0.

GREAT AMERICAN SECURITY INSURANCE COMPANY

SCHEDULE Y

PART 1A - DETAIL OF INSURANCE HOLDING COMPANY SYSTEM

97.2

1	2	3	4	5	6	7	8	9	10	11	12	13	14	15	16
Group Code	Group Name	NAIC Company Code	ID Number	Federal RSSD	CIK	Name of Securities Exchange if Publicly Traded (U.S. or International)	Names of Parent, Subsidiaries or Affiliates	Domiciliary Location	Relationship to Reporting Entity	Directly Controlled by (Name of Entity/Person)	Type of Control (Ownership Board, Management, Attorney-in-Fact, Influence, Other)	If Control is Ownership Provide Percentage	Ultimate Controlling Entity(ies)/Person(s)	Is an SCA Filing Required? (Y/N)	*
0084..	American Financial Group, Inc..	11051.....	99-034530600		National Interstate Insurance Company of Hawaii, Inc.....	OH.....	IA.....	National Interstate Insurance Company.....	Ownership.....	...100.000	American Financial Group, Inc..N.....	0.
0.....		0.....	43-125463100		TransProtection Service Company.....	MO.....	NIA.....	National Interstate Insurance Company.....	Ownership.....	...100.000	American Financial Group, Inc..N.....	0.
0084..	American Financial Group, Inc..	41106.....	95-362328200		Triumphe Casualty Company.....	OH.....	IA.....	National Interstate Insurance Company.....	Ownership.....	...100.000	American Financial Group, Inc..N.....	0.
0084..	American Financial Group, Inc..	21172.....	86-011429400		Vanliner Insurance Company.....	MO.....	IA.....	National Interstate Insurance Company.....	Ownership.....	...100.000	American Financial Group, Inc..N.....	0.
0.....		0.....	20-554605400		Safety Claims & Litigation Services, LLC.....	MT.....	NIA.....	National Interstate Corporation.....	Ownership.....	...100.000	American Financial Group, Inc..N.....	0.
0.....		0.....	46-457091400		Safety, Claims and Litigation Services, LLC.....	OH.....	NIA.....	National Interstate Corporation.....	Ownership.....	...100.000	American Financial Group, Inc..N.....	0.
0084..	American Financial Group, Inc..	22179.....	95-280132600		Republic Indemnity Company of America.....	CA.....	IA.....	Great American Holding, Inc.....	Ownership.....	...100.000	American Financial Group, Inc..N.....	0.
0084..	American Financial Group, Inc..	43753.....	31-105412300		Republic Indemnity Company of California.....	CA.....	IA.....	Republic Indemnity Company of America.....	Ownership.....	...100.000	American Financial Group, Inc..N.....	0.
0.....		0.....	59-168371100		Summit Consulting, LLC.....	FL.....	NIA.....	Great American Holding, Inc.....	Ownership.....	...100.000	American Financial Group, Inc..N.....	0.
0.....		0.....	59-338520800		Heritage Summit Healthcare, LLC.....	FL.....	NIA.....	Summit Consulting, LLC.....	Ownership.....	...100.000	American Financial Group, Inc..N.....	0.
0.....		0.....	59-340985500		Summit Holding Southeast, Inc.....	FL.....	NIA.....	Great American Holding, Inc.....	Ownership.....	...100.000	American Financial Group, Inc..N.....	0.
0084..	American Financial Group, Inc..	10701.....	59-183521200		Bridgefield Employers Insurance Company.....	FL.....	IA.....	Summit Holding Southeast, Inc.....	Ownership.....	...100.000	American Financial Group, Inc..N.....	0.
0084..	American Financial Group, Inc..	10335.....	59-326953100		Bridgefield Casualty Insurance Company.....	FL.....	IA.....	Bridgefield Employers Insurance Company...	Ownership.....	...100.000	American Financial Group, Inc..N.....	0.
0084..	American Financial Group, Inc..	16691.....	31-050123400		Great American Insurance Company.....	OH.....	UDP.....	American Financial Group, Inc.....	Ownership.....	...100.000	American Financial Group, Inc..N.....	0.
0084..	American Financial Group, Inc..	37990.....	31-097376100		American Empire Insurance Company.....	OH.....	IA.....	Great American Insurance Company.....	Ownership.....	...100.000	American Financial Group, Inc..N.....	0.
0.....		0.....	59-167172200		American Empire Underwriters, Inc.....	TX.....	NIA.....	American Empire Insurance Company.....	Ownership.....	...100.000	American Financial Group, Inc..N.....	0.
0084..	American Financial Group, Inc..	35351.....	31-091219900		American Empire Surplus Lines Insurance Company.....	OH.....	IA.....	Great American Insurance Company.....	Ownership.....	...100.000	American Financial Group, Inc..N.....	0.
0.....		0.....	31-146307500		American Signature Underwriters, Inc.....	OH.....	NIA.....	Great American Insurance Company.....	Ownership.....	...100.000	American Financial Group, Inc..N.....	0.
0.....		0.....	59-284029100		Brothers Property Corporation.....	OH.....	NIA.....	Great American Insurance Company.....	Ownership.....	...100.000	American Financial Group, Inc..N.....	0.
0.....		0.....	25-175463800		Brothers Pennsylvanian Corporation.....	PA.....	NIA.....	Brothers Property Corporation.....	Ownership.....	...100.000	American Financial Group, Inc..N.....	0.
0.....		0.....	59-284029400		Brothers Property Management Corporation.....	OH.....	NIA.....	Brothers Property Corporation.....	Ownership.....	...100.000	American Financial Group, Inc..N.....	0.
0.....		0.....	31-127790400		Crop Managers Insurance Agency, Inc.....	KS.....	NIA.....	Great American Insurance Company.....	Ownership.....	...100.000	American Financial Group, Inc..N.....	0.
0.....		0.....	83-176759000		CropSurance Agency, LLC.....	OH.....	NIA.....	Great American Insurance Company.....	Ownership.....	...100.000	American Financial Group, Inc..N.....	0.
0.....		0.....	31-058900100		Dempsey & Siders Agency, Inc.....	OH.....	NIA.....	Great American Insurance Company.....	Ownership.....	...100.000	American Financial Group, Inc..N.....	0.
0.....		0.....	84-235840000		Human and Social Services Risk Purchasing Group, LLC.....	OH.....	NIA.....	Dempsey & Siders Agency, Inc.....	Ownership.....	...100.000	American Financial Group, Inc..N.....	0.
0.....		0.....	31-134166800		Eden Park Insurance Brokers, Inc.....	CA.....	NIA.....	Great American Insurance Company.....	Ownership.....	...100.000	American Financial Group, Inc..N.....	0.
0.....		0.....	00		El Aguila, Compañía de Seguros, S.A. de C.V.....	MEX.....	IA.....	Great American Insurance Company.....	Ownership.....	...100.000	American Financial Group, Inc..Y.....	0.
0.....		0.....	39-140403300		Farmers Crop Insurance Alliance, Inc.....	KS.....	NIA.....	Great American Insurance Company.....	Ownership.....	...100.000	American Financial Group, Inc..N.....	0.
0.....		0.....	13-362855500		FCIA Management Company, Inc.....	NY.....	NIA.....	Great American Insurance Company.....	Ownership.....	...100.000	American Financial Group, Inc..N.....	0.
0.....		0.....	00		Foreign Credit Insurance Association.....	NY.....	OTH.....	Great American Insurance Company.....	Management.....0.000	American Financial Group, Inc..N.....	2.
0.....		0.....	81-081413600		GAI Mexico Holdings, LLC.....	DE.....	NIA.....	Great American Insurance Company.....	Ownership.....	...100.000	American Financial Group, Inc..N.....	0.
0.....		0.....	31-175393800		GAI Warranty Company.....	OH.....	NIA.....	Great American Insurance Company.....	Ownership.....	...100.000	American Financial Group, Inc..Y.....	0.
0.....		0.....	31-176554400		GAI Warranty Company of Florida.....	FL.....	NIA.....	GAI Warranty Company.....	Ownership.....	...100.000	American Financial Group, Inc..N.....	0.
0.....		0.....	61-132971800		Global Premier Finance Company.....	OH.....	NIA.....	Great American Insurance Company.....	Ownership.....	...100.000	American Financial Group, Inc..N.....	0.
0084..	American Financial Group, Inc..	26832.....	95-154235300		Great American Alliance Insurance Company.....	OH.....	IA.....	Great American Insurance Company.....	Ownership.....	...100.000	American Financial Group, Inc..N.....	0.
0084..	American Financial Group, Inc..	26344.....	15-602094800		Great American Assurance Company.....	OH.....	IA.....	Great American Insurance Company.....	Ownership.....	...100.000	American Financial Group, Inc..N.....	0.

SCHEDULE Y

PART 1A - DETAIL OF INSURANCE HOLDING COMPANY SYSTEM

1	2	3	4	5	6	7	8	9	10	11	12	13	14	15	16
Group Code	Group Name	NAIC Company Code	ID Number	Federal RSSD	CIK	Name of Securities Exchange if Publicly Traded (U.S. or International)	Names of Parent, Subsidiaries or Affiliates	Domiciliary Location	Relationship to Reporting Entity	Directly Controlled by (Name of Entity/Person)	Type of Control (Ownership Board, Management, Attorney-in-Fact, Influence, Other)	If Control is Ownership Provide Percentage	Ultimate Controlling Entity(ies)/Person(s)	Is an SCA Filing Required? (Y/N)	*
0084..	American Financial Group, Inc..	39896.....	61-098309100	Great American Casualty Insurance Company.....	OH.....	IA.....	Great American Insurance Company.....	Ownership.....	...100.000	American Financial Group, Inc..N.....	0.
0084..	American Financial Group, Inc..	37532.....	31-095443900	Great American E & S Insurance Company.....	OH.....	IA.....	Great American Insurance Company.....	Ownership.....	...100.000	American Financial Group, Inc..N.....	0.
0084..	American Financial Group, Inc..	41858.....	31-103647300	Great American Fidelity Insurance Company.....	OH.....	IA.....	Great American Insurance Company.....	Ownership.....	...100.000	American Financial Group, Inc..N.....	0.
0.....	0.....	31-165264300	Great American Insurance Agency, Inc.....	OH.....	NIA.....	Great American Insurance Company.....	Ownership.....	...100.000	American Financial Group, Inc..N.....	0.
0084..	American Financial Group, Inc..	22136.....	13-553904600	Great American Insurance Company of New York.....	NY.....	IA.....	Great American Insurance Company.....	Ownership.....	...100.000	American Financial Group, Inc..N.....	0.
0.....	0.....	31-085664400	Great American Management Services, Inc.....	OH.....	NIA.....	Great American Insurance Company.....	Ownership.....	...100.000	American Financial Group, Inc..N.....	0.
0084..	American Financial Group, Inc..	38580.....	31-128877800	Great American Protection Insurance Company.....	OH.....	IA.....	Great American Insurance Company.....	Ownership.....	...100.000	American Financial Group, Inc..N.....	0.
0.....	0.....	31-091889300	Great American Re Inc.....	DE.....	NIA.....	Great American Insurance Company.....	Ownership.....	...100.000	American Financial Group, Inc..N.....	0.
0084..	American Financial Group, Inc..	31135.....	31-120941900	Great American Security Insurance Company.....	OH.....	RE.....	Great American Insurance Company.....	Ownership.....	...100.000	American Financial Group, Inc..N.....	0.
0084..	American Financial Group, Inc..	33723.....	31-123797000	Great American Spirit Insurance Company.....	OH.....	IA.....	Great American Insurance Company.....	Ownership.....	...100.000	American Financial Group, Inc..N.....	0.
0084..	American Financial Group, Inc..	16618.....	83-169439300	Great American Underwriters Insurance Company.....	OH.....	IA.....	Great American Insurance Company.....	Ownership.....	...100.000	American Financial Group, Inc..N.....	0.
0.....	0.....	59-126325100	Key Largo Group, Inc.....	FL.....	NIA.....	Great American Insurance Company.....	Ownership.....	...100.000	American Financial Group, Inc..N.....	0.
0.....	0.....	871850814.00	PLLS Canada Insurance Brokers Inc.....	CAN.....	NIA.....	Great American Insurance Company.....	Ownership.....	...100.000	American Financial Group, Inc..N.....	0.
0.....	0.....	31-129306400	Professional Risk Brokers, Inc.....	IL.....	NIA.....	Great American Insurance Company.....	Ownership.....	...100.000	American Financial Group, Inc..N.....	0.
0.....	0.....00	Shelter Rock Holdings, LLC.....	OH.....	NIA.....	Great American Insurance Company.....	Ownership.....	...100.000	American Financial Group, Inc..N.....	0.
0.....	0.....00	Westline Industrial, LLC.....	OH.....	NIA.....	Great American Insurance Company.....	Ownership.....	...100.000	American Financial Group, Inc..N.....	0.

Asteris	Explanation
1	The entity is owned by more than one company within the AFG Group.
2	Entity is affiliated but not owned.

GREAT AMERICAN SECURITY INSURANCE COMPANY

SCHEDULE Y

PART 2 - SUMMARY OF INSURER'S TRANSACTIONS WITH ANY AFFILIATES

1	2	3	4	5	6	7	8	9	10	11	12	13
NAIC Company Code	ID Number	Names of Insurers and Parent, Subsidiaries or Affiliates	Shareholder Dividends	Capital Contributions	Purchases, Sales or Exchanges of Loans, Securities, Real Estate, Mortgage Loans or Other Investments	Income/ (Disbursements) Incurred in Connection with Guarantees or Undertakings for the Benefit of any Affiliate(s)	Management Agreements and Service Contracts	Income/ (Disbursements) Incurred under Reinsurance Agreements	*	Any Other Material Activity Not in the Ordinary Course of the Insurer's Business	Totals	Reinsurance Recoverable/ (Payable) on Losses and/or Reserve Credit Taken/ (Liability)
Affiliated Transactions												
00000.....	31-1544320.....	American Financial Group, Inc.....131,500,000000000131,500,0000
00000.....	41-2112001.....	APU Holding Company.....2,000,0000000002,000,0000
00000.....	98-1073776.....	GAI Insurance Company, Ltd.....(2,000,000)000000(2,000,000)(3,409,000)
00000.....	06-1356481.....	Great American Financial Resources, Inc.....285,000,000000000285,000,0000
63312.....	13-1935920.....	Great American Life Insurance Company.....(251,000,000)(35,994,760)00000(286,994,760)0
93661.....	31-1021738.....	Annuity Investors Life Insurance Company.....(34,000,000)000000(34,000,000)0
00000.....	84-4395026.....	Bay Bridge Holding Company, LLC.....028,142,2340000028,142,2340
67083.....	45-0252531.....	Manhattan National Life Insurance Company.....03,000,000000003,000,0000
00000.....	84-4574243.....	Mountain View Grand Holding Company, LLC.....022,618,9420000022,618,9420
00000.....	42-1575938.....	Great American Holding, Inc.....105,000,000(70,000,000)0000035,000,0000
00000.....	Great American Europe Limited.....0(4,938,400)00000(4,938,400)0
00000.....	Great American International Insurance (EU) Designated Activity Compa.....0000000043,910,000
00000.....	Great American International Insurance (UK) Limited.....04,938,400000004,938,4004,900,000
23418.....	73-0556513.....	Mid-Continent Casualty Company.....5,600,00070,000,0000000*075,600,000(12,941,000)
15380.....	73-1406844.....	Mid-Continent Assurance Company.....(2,100,000)00000*0(2,100,000)0
13794.....	38-3803661.....	Mid-Continent Excess and Surplus Insurance Company.....(1,800,000)00000*0(1,800,000)0
23426.....	73-0773259.....	Oklahoma Surety Company.....(1,700,000)00000*0(1,700,000)0
00000.....	34-1607394.....	National Interstate Corporation.....85,000,00000000085,000,0000
00000.....	98-0191335.....	Hudson Indemnity, Ltd.....00000000(362,982,000)
32620.....	34-1607395.....	National Interstate Insurance Company.....(58,000,000)00000*0(58,000,000)243,294,000
11051.....	99-0345306.....	National Interstate Insurance Company of Hawaii, Inc.....(1,400,000)00000*0(1,400,000)14,492,000
00000.....	43-1254631.....	TransProtection Service Company.....(1,600,000)000000(1,600,000)0
41106.....	95-3623282.....	Triumphe Casualty Company.....(2,000,000)00000*0(2,000,000)16,738,000
21172.....	86-0114294.....	Vanliner Insurance Company.....(22,000,000)00000*0(22,000,000)101,191,000
22179.....	95-2801326.....	Republic Indemnity Company of America.....(102,500,000)00000*0(102,500,000)(42,769,000)
43753.....	31-1054123.....	Republic Indemnity Company of California.....(2,500,000)00000*0(2,500,000)0
10335.....	59-3269531.....	Bridgefield Casualty Insurance Company.....000000*00(2,368,000)
16691.....	31-0501234.....	Great American Insurance Company.....(99,054,501)(72,826,416)0000*0(171,880,917)2,383,000
37990.....	31-0973761.....	American Empire Insurance Company.....(1,800,000)00000*0(1,800,000)0
35351.....	31-0912199.....	American Empire Surplus Lines Insurance Company.....(2,500,000)00000*0(2,500,000)0
00000.....	31-0589001.....	Dempsey & Siders Agency, Inc.....060,0000000060,0000
00000.....	31-1341668.....	Eden Park Insurance Brokers, Inc.....(500,000)000000(500,000)0
00000.....	13-3628555.....	FCIA Management Company, Inc.....(145,499)000000(145,499)0
00000.....	31-1765544.....	GAI Warranty Company of Florida.....000000003,000
00000.....	61-1329718.....	Global Premier Finance Company.....(2,200,000)000000(2,200,000)0
26344.....	15-6020948.....	Great American Assurance Company.....05,000,0000000*05,000,0000
39896.....	61-0983091.....	Great American Casualty Insurance Company.....(1,000,000)00000*0(1,000,000)0
37532.....	31-0954439.....	Great American E & S Insurance Company.....(2,000,000)00000*0(2,000,000)0
41858.....	31-1036473.....	Great American Fidelity Insurance Company.....(2,000,000)00000*0(2,000,000)0
00000.....	31-1652643.....	Great American Insurance Agency, Inc.....(200,000)000000(200,000)0
22136.....	13-5539046.....	Great American Insurance Company of New York.....050,000,0000000*050,000,0000

SCHEDULE Y

PART 2 - SUMMARY OF INSURER'S TRANSACTIONS WITH ANY AFFILIATES

1	2	3	4	5	6	7	8	9	10	11	12	13
NAIC Company Code	ID Number	Names of Insurers and Parent, Subsidiaries or Affiliates	Shareholder Dividends	Capital Contributions	Purchases, Sales or Exchanges of Loans, Securities, Real Estate, Mortgage Loans or Other Investments	Income/ (Disbursements) Incurred in Connection with Guarantees or Undertakings for the Benefit of any Affiliate(s)	Management Agreements and Service Contracts	Income/ (Disbursements) Incurred under Reinsurance Agreements	*	Any Other Material Activity Not in the Ordinary Course of the Insurer's Business	Totals	Reinsurance Recoverable/ (Payable) on Losses and/or Reserve Credit Taken/ (Liability)
38580.....	31-1288778.....	Great American Protection Insurance Company.....(2,100,000)00000	..*0(2,100,000)0
00000.....	31-1293064.....	Professional Risk Brokers, Inc.....(18,000,000)000000(18,000,000)0
9999999.	Control Totals.....	000000	XXX002,442,000

Pooling Information

NAIC Code	Name of Insurer	Pooling %	NAIC Code	Name of Insurer	Pooling %
23418	Mid-Continent Casualty Company	100.00%	16691	Great American Insurance Company	100.00%
15380	Mid-Continent Assurance Company	0.00%	37990	American Empire Insurance Company	0.00%
13794	Mid-Continent Excess and Surplus Insurance Company	0.00%	35351	American Empire Surplus Lines Insurance Company	0.00%
23426	Oklahoma Surety Company	0.00%	26832	Great American Alliance Insurance Company	0.00%
			26344	Great American Assurance Company	0.00%
22179	Republic Indemnity Company of America	100.00%	39896	Great American Casualty Insurance Company	0.00%
43753	Republic Indemnity Company of California	0.00%	10646	Great American Contemporary Insurance Company	0.00%
10701	Bridgefield Employers Insurance Company	0.00%	37532	Great American E & S Insurance Company	0.00%
10335	Bridgefield Casualty Insurance Company	0.00%	41858	Great American Fidelity Insurance Company	0.00%
			22136	Great American Insurance Company of New York	0.00%
32620	National Interstate Insurance Company	70.00%	38580	Great American Protection Insurance Company	0.00%
21172	Vanliner Insurance Company	26.00%	31135	Great American Security Insurance Company	0.00%
11051	National Interstate Insurance Company of Hawaii, Inc.	2.00%	33723	Great American Spirit Insurance Company	0.00%
41106	Triumphe Casualty Company	2.00%			

GREAT AMERICAN SECURITY INSURANCE COMPANY
SUPPLEMENTAL EXHIBITS AND SCHEDULES INTERROGATORIES

The following supplemental reports are required to be filed as part of your statement filing unless specifically waived by the domiciliary state. However, in the event that your domiciliary state waives the filing requirement, your response of WAIVED to the specific interrogatory will be accepted in lieu of filing a "NONE" report and a bar code will be printed below. If the supplement is required of your company but is not being filed for whatever reason enter SEE EXPLANATION and provide an explanation following the interrogatory questions.

MARCH FILING		Responses
1.	Will an actuarial opinion be filed by March 1?	YES
2.	Will the Supplemental Compensation Exhibit be filed with the state of domicile by March 1?	YES
3.	Will the confidential Risk-Based Capital Report be filed with the NAIC by March 1?	YES
4.	Will the confidential Risk-Based Capital Report be filed with the state of domicile, if required, by March 1?	YES
APRIL FILING		
5.	Will the Insurance Expense Exhibit be filed with the state of domicile and the NAIC by April 1?	YES
6.	Will the Management's Discussion and Analysis be filed by April 1?	YES
7.	Will the Supplemental Investment Risks Interrogatories be filed by April 1?	YES
MAY FILING		
8.	Will this company be included in a combined annual statement that is filed with the NAIC by May 1?	YES
JUNE FILING		
9.	Will an audited financial report be filed by June 1?	YES
10.	Will Accountants Letter of Qualifications be filed with the state of domicile and electronically with the NAIC by June 1?	YES
AUGUST FILING		
11.	Will the regulator-only (non-public) Communication of Internal Control Related Matters Noted in Audit be filed with the state of domicile and electronically with the NAIC (as a regulator-only non-public document) by August 1?	YES

The following supplemental reports are required to be filed as part of your statement filing **if your company is engaged in the type of business covered by the supplement. However, in the event that your company does not transact the type of business for which the special report must be filed, your response of NO to the specific interrogatory will be accepted in lieu of filing a "NONE" report and a bar code will be printed below.**

If the supplement is required of your company but is not being filed for whatever reason, enter SEE EXPLANATION and provide an explanation following the interrogatory questions.

MARCH FILING		
12.	Will Schedule SIS (Stockholder Information Supplement) be filed with the state of domicile by March 1?	NO
13.	Will the Financial Guaranty Insurance Exhibit be filed by March 1?	NO
14.	Will the Medicare Supplement Insurance Experience Exhibit be filed with the state of domicile and the NAIC by March 1?	NO
15.	Will Supplement A to Schedule T (Medical Professional Liability Supplement) be filed by March 1?	NO
16.	Will the Trusteed Surplus Statement be filed with the state of domicile and the NAIC by March 1?	NO
17.	Will the Premiums Attributed to Protected Cells Exhibit be filed by March 1?	NO
18.	Will the Reinsurance Summary Supplemental Filing for General Interrogatory 9 be filed with the state of domicile and the NAIC by March 1?	NO
19.	Will the Medicare Part D Coverage Supplement be filed with the state of domicile and the NAIC by March 1?	NO
20.	Will the confidential Actuarial Opinion Summary be filed with the state of domicile, if required, by March 15 (or the date otherwise specified)?	YES
21.	Will the Reinsurance Attestation Supplement be filed with the state of domicile and the NAIC by March 1?	NO
22.	Will the Exceptions to the Reinsurance Attestation Supplement be filed with the state of domicile by March 1?	NO
23.	Will the Bail Bond Supplement be filed with the state of domicile and the NAIC by March 1?	NO
24.	Will the Director and Officer Insurance Coverage Supplement be filed with the state of domicile and the NAIC by March 1?	YES
25.	Will an approval from the reporting entity's state of domicile for relief related to the five-year rotation requirement for lead audit partner be filed electronically with the NAIC by March 1?	NO
26.	Will an approval from the reporting entity's state of domicile for relief related to the one-year cooling off period for independent CPA be filed electronically with the NAIC by March 1?	NO
27.	Will an approval from the reporting entity's state of domicile for relief related to the Requirements for Audit Committees be filed electronically with the NAIC by March 1?	NO
28.	Will the Supplemental Schedule for Reinsurance Counterparty Reporting Exception - Asbestos and Pollution Contracts be filed with the state of domicile and the NAIC by March 1?	NO
APRIL FILING		
29.	Will the Credit Insurance Experience Exhibit be filed with state of domicile and the NAIC by April 1?	NO
30.	Will the Long-Term Care Experience Reporting Forms be filed with the state of domicile and the NAIC by April 1?	NO
31.	Will the Accident and Health Policy Experience Exhibit be filed by April 1?	NO
32.	Will the Supplemental Health Care Exhibit (Parts 1, 2 and 3) be filed with the state of domicile and the NAIC by April 1?	NO
33.	Will the regulator-only (non-public) Supplemental Health Care Exhibit's Expense Allocation Report be filed with the state of domicile and the NAIC by April 1?	NO
34.	Will the Cybersecurity and Identity Theft Insurance Coverage Supplement be filed with the state of domicile and the NAIC by April 1?	YES
35.	Will the Life, Health & Annuity Guaranty Association Model Act Assessment Base Reconciliation Exhibit be filed with the state of domicile and the NAIC by April 1?	NO
36.	Will the Adjustments to the Life, Health & Annuity Guaranty Association Model Act Assessment Base Reconciliation Exhibit (if required) be filed with state of domicile and the NAIC by April 1?	NO
37.	Will the Private Flood Insurance Supplement be filed with the state of domicile and the NAIC by April 1?	NO
AUGUST FILING		
38.	Will Management's Report of Internal Control Over Financial Reporting be filed with the state of domicile by August 1?	NO




GREAT AMERICAN SECURITY INSURANCE COMPANY
SUPPLEMENTAL EXHIBITS AND SCHEDULES INTERROGATORIES

The following supplemental reports are required to be filed as part of your statement filing unless specifically waived by the domiciliary state. However, in the event that your domiciliary state waives the filing requirement, your response of WAIVED to the specific interrogatory will be accepted in lieu of filing a "NONE" report and a bar code will be printed below. If the supplement is required of your company but is not being filed for whatever reason enter SEE EXPLANATION and provide an explanation following the interrogatory questions.

EXPLANATION:

BAR CODE:

1.
2.
3.
4.
5.
6.
7.
8.
9.
10.
11.
12. The data for this supplement is not required to be filed.
13. The data for this supplement is not required to be filed.
14. The data for this supplement is not required to be filed.
15. The data for this supplement is not required to be filed.
16. The data for this supplement is not required to be filed.
17. The data for this supplement is not required to be filed.
18. The data for this supplement is not required to be filed.
19. The data for this supplement is not required to be filed.
20.
21. The data for this supplement is not required to be filed.
22. The data for this supplement is not required to be filed.
23. The data for this supplement is not required to be filed.
24.
25. The data for this supplement is not required to be filed.
26. The data for this supplement is not required to be filed.
27. The data for this supplement is not required to be filed.
28. The data for this supplement is not required to be filed.
29. The data for this supplement is not required to be filed.
30. The data for this supplement is not required to be filed.
31. The data for this supplement is not required to be filed.
32. The data for this supplement is not required to be filed.
33. The data for this supplement is not required to be filed.
34.




GREAT AMERICAN SECURITY INSURANCE COMPANY
SUPPLEMENTAL EXHIBITS AND SCHEDULES INTERROGATORIES

The following supplemental reports are required to be filed as part of your statement filing unless specifically waived by the domiciliary state. However, in the event that your domiciliary state waives the filing requirement, your response of WAIVED to the specific interrogatory will be accepted in lieu of filing a "NONE" report and a bar code will be printed below. If the supplement is required of your company but is not being filed for whatever reason enter SEE EXPLANATION and provide an explanation following the interrogatory questions.

35. The data for this supplement is not required to be filed.



36. The data for this supplement is not required to be filed.



37. The data for this supplement is not required to be filed.



38. The data for this supplement is not required to be filed.



**Overflow Page
NONE**

**Overflow Page
NONE**



DIRECTOR AND OFFICER INSURANCE COVERAGE SUPPLEMENT

For the Year Ended December 31, 2020

NAIC Group Code.....0084 (To be Filed by March 1) NAIC Company Code.....31135
Company Name: GREAT AMERICAN SECURITY INSURANCE COMPANY

If the reporting entity writes any director and officer (D&O) business, please provide the following:

1. Monoline Policies

Direct Premiums		Direct Losses		Direct Defense and Cost Containment		Percentage of In Force Policies	
1 Written	2 Earned	3 Paid	4 Incurred	5 Paid	6 Incurred	7 Claims Made	8 Occurrence
.....25,010,37211,215,722122,4115,738,4920110,000100.00.0

2. Commercial Multiple Peril (CMP) Packaged Policies

- 2.1 Does the reporting entity provide D&O liability coverage as part of a CMP packaged policy? Yes [] No [X]
- 2.2 Can the direct premium earned for D&O liability coverage provided as part of a CMP packaged policy be quantified or estimated?..... Yes [] No [X]
- 2.3 If the answer to question 2.2 is yes, provide the quantified or estimated direct premium earned amount for the D&O liability coverage in CMP packaged policies:

2.31 Amount quantified: \$.....0

2.32 Amount estimated using reasonable assumptions: \$.....0
- 2.4 If the answer to question 2.1 is yes, please provide the following:

Direct Losses		Direct Defense and Cost Containment		Percentage of In Force Policies	
1 Paid	2 Paid + Change in Case Reserves	3 Paid	4 Paid + Change in Case Reserves	5 Claims Made	6 Occurrence
.....00000.00.0