



PROPERTY AND CASUALTY COMPANIES - ASSOCIATION EDITION

ANNUAL STATEMENT

FOR THE YEAR ENDED DECEMBER 31, 2020
OF THE CONDITION AND AFFAIRS OF THE

Bristol West Insurance Company

NAIC Group Code 0069 0069 NAIC Company Code 19658 Employer's ID Number 38-1865162
(Current) (Prior)

Organized under the Laws of _____, State of Domicile or Port of Entry OH
Country of Domicile United States of America

Incorporated/Organized 02/09/1968 Commenced Business 06/10/1968

Statutory Home Office Rockside Center III 5990 West Creek Road, Independence, OH, US 44131
(Street and Number) (City or Town, State, Country and Zip Code)

Main Administrative Office 900 S. Pine Island Rd. Suite 600
(Street and Number)
Plantation, FL, US 33324 888-888-0080
(City or Town, State, Country and Zip Code) (Area Code) (Telephone Number)

Mail Address 900 S. Pine Island Rd. Suite 600 Plantation, FL, US 33324
(Street and Number or P.O. Box) (City or Town, State, Country and Zip Code)

Primary Location of Books and Records 900 S. Pine Island Rd. Suite 600
(Street and Number)
Plantation, FL, US 33324 888-888-0080
(City or Town, State, Country and Zip Code) (Area Code) (Telephone Number)

Internet Website Address www.bristolwest.com

Statutory Statement Contact Maria Eugenia Aguilera 888-888-0080
(Name) (Area Code) (Telephone Number)
mary.aguilera@bristolwest.com 954-316-5218
(E-mail Address) (FAX Number)

OFFICERS

President Bronwyn Elizabeth Koopman # Treasurer Maria Eugenia Aguilera
Secretary Martin Robert Brown

OTHER

Maite Irakoze Baur Victoria Louise McCarthy Thomas Sangkyu Noh
Todd Michael Williams

DIRECTORS OR TRUSTEES

Thomas David Brown Bronwyn Elizabeth Koopman # Dennis Joseph Lorch #
Ronald George Myhan # Todd Michael Williams

State of Florida SS:
County of Broward

The officers of this reporting entity being duly sworn, each depose and say that they are the described officers of said reporting entity, and that on the reporting period stated above, all of the herein described assets were the absolute property of the said reporting entity, free and clear from any liens or claims thereon, except as herein stated, and that this statement, together with related exhibits, schedules and explanations therein contained, annexed or referred to, is a full and true statement of all the assets and liabilities and of the condition and affairs of the said reporting entity as of the reporting period stated above, and of its income and deductions therefrom for the period ended, and have been completed in accordance with the NAIC Annual Statement Instructions and Accounting Practices and Procedures manual except to the extent that: (1) state law may differ; or, (2) that state rules or regulations require differences in reporting not related to accounting practices and procedures, according to the best of their information, knowledge and belief, respectively. Furthermore, the scope of this attestation by the described officers also includes the related corresponding electronic filing with the NAIC, when required, that is an exact copy (except for formatting differences due to electronic filing) of the enclosed statement. The electronic filing may be requested by various regulators in lieu of or in addition to the enclosed statement.

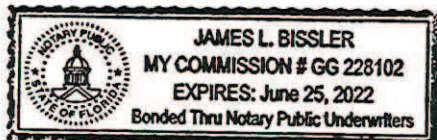
Bronwyn E. Koopman
President

Martin R. Brown
Secretary

Maria E. Aguilera
Treasurer

Subscribed and sworn to before me this
26th day of February, 2021

James L. Bissler
Notary Public
06/25/2022



- a. Is this an original filing? _____
b. If no,
1. State the amendment number _____
2. Date filed _____
3. Number of pages attached _____

Yes [X] No []



ANNUAL STATEMENT FOR THE YEAR 2020 OF THE Bristol West Insurance Company

EXHIBIT OF PREMIUMS AND LOSSES (Statutory Page 14)

NAIC Group Code 0069 BUSINESS IN THE STATE OF Alabama DURING THE YEAR 2020 NAIC Company Code 19658

Line of Business	Gross Premiums, Including Policy and Membership Fees, Less Return Premiums and Premiums on Policies not Taken		3	4	5	6	7	8	9	10	11	12
	1	2										
	Direct Premiums Written	Direct Premiums Earned	Dividends Paid or Credited to Policyholders on Direct Business	Direct Unearned Premium Reserves	Direct Losses Paid (deducting salvage)	Direct Losses Incurred	Direct Losses Unpaid	Direct Defense and Cost Containment Expense Paid	Direct Defense and Cost Containment Expense Incurred	Direct Defense and Cost Containment Expense Unpaid	Commissions and Brokerage Expenses	Taxes, Licenses and Fees
1. Fire												
2.1 Allied lines												
2.2 Multiple peril crop												
2.3 Federal flood												
2.4 Private crop												
2.5 Private flood												
3. Farmowners multiple peril												
4. Homeowners multiple peril												
5.1 Commercial multiple peril (non-liability portion)												
5.2 Commercial multiple peril (liability portion)												
6. Mortgage guaranty												
8. Ocean marine												
9. Inland marine												
10. Financial guaranty												
11. Medical professional liability												
12. Earthquake												
13. Group accident and health (b)												
14. Credit accident and health (group and individual)												
15.1 Collectively renewable accident and health (b)												
15.2 Non-cancelable accident and health(b)												
15.3 Guaranteed renewable accident and health(b)												
15.4 Non-renewable for stated reasons only (b)												
15.5 Other accident only												
15.6 Medicare Title XVIII exempt from state taxes or fees												
15.7 All other accident and health (b)												
15.8 Federal employees health benefits plan premium (b)												
16. Workers' compensation												
17.1 Other Liability - occurrence												
17.2 Other Liability - claims made												
17.3 Excess workers' compensation												
18. Products liability												
19.1 Private passenger auto no-fault (personal injury protection)												
19.2 Other private passenger auto liability	5,276,448	5,553,711		1,176,793	2,645,942	2,142,203	2,441,963	119,887	144,371	213,327	440,159	331,493
19.3 Commercial auto no-fault (personal injury protection)												
19.4 Other commercial auto liability												
21.1 Private passenger auto physical damage	2,403,859	2,555,491		567,719	1,199,199	1,176,261	160,562	400	103	4,940	208,736	151,548
21.2 Commercial auto physical damage												
22. Aircraft (all perils)												
23. Fidelity												
24. Surety												
26. Burglary and theft												
27. Boiler and machinery												
28. Credit												
29. International												
30. Warranty												
34. Aggregate write-ins for other lines of business												
35. TOTALS (a)	7,680,307	8,109,202		1,744,512	3,845,141	3,318,464	2,602,525	120,287	144,474	218,267	648,895	483,041
DETAILS OF WRITE-INS												
3401.												
3402.												
3403.												
3498. Summary of remaining write-ins for Line 34 from overflow page												
3499. Totals (Lines 3401 thru 3403 plus 3498)(Line 34 above)												

(a) Finance and service charges not included in Lines 1 to 35 \$370,670
(b) For health business on indicated lines report: Number of persons insured under PPO managed care products and number of persons insured under indemnity only products



ANNUAL STATEMENT FOR THE YEAR 2020 OF THE Bristol West Insurance Company
EXHIBIT OF PREMIUMS AND LOSSES (Statutory Page 14)

NAIC Group Code 0069 BUSINESS IN THE STATE OF Arizona DURING THE YEAR 2020 NAIC Company Code 19658

Line of Business	Gross Premiums, Including Policy and Membership Fees, Less Return Premiums and Premiums on Policies not Taken		3	4	5	6	7	8	9	10	11	12
	1	2										
	Direct Premiums Written	Direct Premiums Earned	Dividends Paid or Credited to Policyholders on Direct Business	Direct Unearned Premium Reserves	Direct Losses Paid (deducting salvage)	Direct Losses Incurred	Direct Losses Unpaid	Direct Defense and Cost Containment Expense Paid	Direct Defense and Cost Containment Expense Incurred	Direct Defense and Cost Containment Expense Unpaid	Commissions and Brokerage Expenses	Taxes, Licenses and Fees
1. Fire												
2.1 Allied lines												
2.2 Multiple peril crop												
2.3 Federal flood												
2.4 Private crop												
2.5 Private flood												
3. Farmowners multiple peril												
4. Homeowners multiple peril												
5.1 Commercial multiple peril (non-liability portion)												
5.2 Commercial multiple peril (liability portion)												
6. Mortgage guaranty												
8. Ocean marine												
9. Inland marine												
10. Financial guaranty												
11. Medical professional liability												
12. Earthquake												
13. Group accident and health (b)												
14. Credit accident and health (group and individual)												
15.1 Collectively renewable accident and health (b)												
15.2 Non-cancelable accident and health(b)												
15.3 Guaranteed renewable accident and health(b)												
15.4 Non-renewable for stated reasons only (b)												
15.5 Other accident only												
15.6 Medicare Title XVIII exempt from state taxes or fees												
15.7 All other accident and health (b)												
15.8 Federal employees health benefits plan premium (b)												
16. Workers' compensation												
17.1 Other Liability - occurrence												
17.2 Other Liability - claims made												
17.3 Excess workers' compensation												
18. Products liability												
19.1 Private passenger auto no-fault (personal injury protection)												
19.2 Other private passenger auto liability												
19.3 Commercial auto no-fault (personal injury protection)												
19.4 Other commercial auto liability												
21.1 Private passenger auto physical damage												
21.2 Commercial auto physical damage												
22. Aircraft (all perils)												
23. Fidelity												
24. Surety												
26. Burglary and theft												
27. Boiler and machinery												
28. Credit												
29. International												
30. Warranty												
34. Aggregate write-ins for other lines of business												
35. TOTALS (a)												
DETAILS OF WRITE-INS												
3401.												
3402.												
3403.												
3498. Summary of remaining write-ins for Line 34 from overflow page												
3499. Totals (Lines 3401 thru 3403 plus 3498)(Line 34 above)												

(a) Finance and service charges not included in Lines 1 to 35 \$
(b) For health business on indicated lines report: Number of persons insured under PPO managed care products and number of persons insured under indemnity only products



ANNUAL STATEMENT FOR THE YEAR 2020 OF THE Bristol West Insurance Company
EXHIBIT OF PREMIUMS AND LOSSES (Statutory Page 14)

NAIC Group Code 0069 BUSINESS IN THE STATE OF Arkansas DURING THE YEAR 2020 NAIC Company Code 19658

Line of Business	Gross Premiums, Including Policy and Membership Fees, Less Return Premiums and Premiums on Policies not Taken		3	4	5	6	7	8	9	10	11	12
	1	2										
	Direct Premiums Written	Direct Premiums Earned	Dividends Paid or Credited to Policyholders on Direct Business	Direct Unearned Premium Reserves	Direct Losses Paid (deducting salvage)	Direct Losses Incurred	Direct Losses Unpaid	Direct Defense and Cost Containment Expense Paid	Direct Defense and Cost Containment Expense Incurred	Direct Defense and Cost Containment Expense Unpaid	Commissions and Brokerage Expenses	Taxes, Licenses and Fees
1. Fire												
2.1 Allied lines												
2.2 Multiple peril crop												
2.3 Federal flood												
2.4 Private crop												
2.5 Private flood												
3. Farmowners multiple peril												
4. Homeowners multiple peril												
5.1 Commercial multiple peril (non-liability portion)												
5.2 Commercial multiple peril (liability portion)												
6. Mortgage guaranty												
8. Ocean marine												
9. Inland marine												
10. Financial guaranty												
11. Medical professional liability												
12. Earthquake												
13. Group accident and health (b)												
14. Credit accident and health (group and individual)												
15.1 Collectively renewable accident and health (b)												
15.2 Non-cancelable accident and health(b)												
15.3 Guaranteed renewable accident and health(b)												
15.4 Non-renewable for stated reasons only (b)												
15.5 Other accident only												
15.6 Medicare Title XVIII exempt from state taxes or fees												
15.7 All other accident and health (b)												
15.8 Federal employees health benefits plan premium (b)												
16. Workers' compensation												
17.1 Other Liability - occurrence												
17.2 Other Liability - claims made												
17.3 Excess workers' compensation												
18. Products liability												
19.1 Private passenger auto no-fault (personal injury protection)	36,744	33,969		11,101	27,493	40,204	17,751		7	7	4,273	3,337
19.2 Other private passenger auto liability	1,829,705	1,678,208		496,072	731,909	877,039	983,018	33,248	37,034	16,649	216,802	180,531
19.3 Commercial auto no-fault (personal injury protection)												
19.4 Other commercial auto liability												
21.1 Private passenger auto physical damage	459,840	424,018		126,885	181,278	176,959	25,500	997	517	1,128	60,263	45,814
21.2 Commercial auto physical damage												
22. Aircraft (all perils)												
23. Fidelity												
24. Surety												
26. Burglary and theft												
27. Boiler and machinery												
28. Credit												
29. International												
30. Warranty												
34. Aggregate write-ins for other lines of business												
35. TOTALS (a)	2,326,289	2,136,195		634,058	940,680	1,094,202	1,026,269	34,245	37,558	17,784	281,338	229,682
DETAILS OF WRITE-INS												
3401.												
3402.												
3403.												
3498. Summary of remaining write-ins for Line 34 from overflow page												
3499. Totals (Lines 3401 thru 3403 plus 3498)(Line 34 above)												

(a) Finance and service charges not included in Lines 1 to 35 \$ 118,554
(b) For health business on indicated lines report: Number of persons insured under PPO managed care products and number of persons insured under indemnity only products



ANNUAL STATEMENT FOR THE YEAR 2020 OF THE Bristol West Insurance Company
EXHIBIT OF PREMIUMS AND LOSSES (Statutory Page 14)

NAIC Group Code 0069 BUSINESS IN THE STATE OF Colorado DURING THE YEAR 2020 NAIC Company Code 19658

Line of Business	Gross Premiums, Including Policy and Membership Fees, Less Return Premiums and Premiums on Policies not Taken		3	4	5	6	7	8	9	10	11	12
	1	2										
	Direct Premiums Written	Direct Premiums Earned	Dividends Paid or Credited to Policyholders on Direct Business	Direct Unearned Premium Reserves	Direct Losses Paid (deducting salvage)	Direct Losses Incurred	Direct Losses Unpaid	Direct Defense and Cost Containment Expense Paid	Direct Defense and Cost Containment Expense Incurred	Direct Defense and Cost Containment Expense Unpaid	Commissions and Brokerage Expenses	Taxes, Licenses and Fees
1. Fire												
2.1 Allied lines												
2.2 Multiple peril crop												
2.3 Federal flood												
2.4 Private crop												
2.5 Private flood												
3. Farmowners multiple peril												
4. Homeowners multiple peril												
5.1 Commercial multiple peril (non-liability portion)												
5.2 Commercial multiple peril (liability portion)												
6. Mortgage guaranty												
8. Ocean marine												
9. Inland marine												
10. Financial guaranty												
11. Medical professional liability												
12. Earthquake												
13. Group accident and health (b)												
14. Credit accident and health (group and individual)												
15.1 Collectively renewable accident and health (b)												
15.2 Non-cancelable accident and health(b)												
15.3 Guaranteed renewable accident and health(b)												
15.4 Non-renewable for stated reasons only (b)												
15.5 Other accident only												
15.6 Medicare Title XVIII exempt from state taxes or fees												
15.7 All other accident and health (b)												
15.8 Federal employees health benefits plan premium (b)												
16. Workers' compensation												
17.1 Other Liability - occurrence												
17.2 Other Liability - claims made												
17.3 Excess workers' compensation												
18. Products liability												
19.1 Private passenger auto no-fault (personal injury protection)												
19.2 Other private passenger auto liability	52,488,116	52,380,313		12,910,486	27,612,139	30,175,366	30,521,813	397,354	737,980	1,874,357	5,680,352	1,100,685
19.3 Commercial auto no-fault (personal injury protection)												
19.4 Other commercial auto liability												
21.1 Private passenger auto physical damage	29,984,377	29,502,656		7,789,354	12,565,031	12,458,640	2,077,077	13,237	21,679	22,636	3,374,694	632,081
21.2 Commercial auto physical damage												
22. Aircraft (all perils)												
23. Fidelity												
24. Surety												
26. Burglary and theft												
27. Boiler and machinery												
28. Credit												
29. International												
30. Warranty												
34. Aggregate write-ins for other lines of business												
35. TOTALS (a)	82,472,493	81,882,969		20,699,840	40,177,170	42,634,006	32,598,890	410,591	759,659	1,896,993	9,055,046	1,732,766
DETAILS OF WRITE-INS												
3401.												
3402.												
3403.												
3498. Summary of remaining write-ins for Line 34 from overflow page												
3499. Totals (Lines 3401 thru 3403 plus 3498)(Line 34 above)												

(a) Finance and service charges not included in Lines 1 to 35 \$ 2,726,968
(b) For health business on indicated lines report: Number of persons insured under PPO managed care products and number of persons insured under indemnity only products



ANNUAL STATEMENT FOR THE YEAR 2020 OF THE Bristol West Insurance Company

EXHIBIT OF PREMIUMS AND LOSSES (Statutory Page 14)

NAIC Group Code 0069 BUSINESS IN THE STATE OF Connecticut DURING THE YEAR 2020 NAIC Company Code 19658

Line of Business	Gross Premiums, Including Policy and Membership Fees, Less Return Premiums and Premiums on Policies not Taken		3	4	5	6	7	8	9	10	11	12
	1	2										
	Direct Premiums Written	Direct Premiums Earned	Dividends Paid or Credited to Policyholders on Direct Business	Direct Unearned Premium Reserves	Direct Losses Paid (deducting salvage)	Direct Losses Incurred	Direct Losses Unpaid	Direct Defense and Cost Containment Expense Paid	Direct Defense and Cost Containment Expense Incurred	Direct Defense and Cost Containment Expense Unpaid	Commissions and Brokerage Expenses	Taxes, Licenses and Fees
1. Fire												
2.1 Allied lines												
2.2 Multiple peril crop												
2.3 Federal flood												
2.4 Private crop												
2.5 Private flood												
3. Farmowners multiple peril												
4. Homeowners multiple peril												
5.1 Commercial multiple peril (non-liability portion)												
5.2 Commercial multiple peril (liability portion)												
6. Mortgage guaranty												
8. Ocean marine												
9. Inland marine												
10. Financial guaranty												
11. Medical professional liability												
12. Earthquake												
13. Group accident and health (b)												
14. Credit accident and health (group and individual)												
15.1 Collectively renewable accident and health (b)												
15.2 Non-cancelable accident and health(b)												
15.3 Guaranteed renewable accident and health(b)												
15.4 Non-renewable for stated reasons only (b)												
15.5 Other accident only												
15.6 Medicare Title XVIII exempt from state taxes or fees												
15.7 All other accident and health (b)												
15.8 Federal employees health benefits plan premium (b)												
16. Workers' compensation												
17.1 Other Liability - occurrence												
17.2 Other Liability - claims made												
17.3 Excess workers' compensation												
18. Products liability												
19.1 Private passenger auto no-fault (personal injury protection)												
19.2 Other private passenger auto liability												
19.3 Commercial auto no-fault (personal injury protection)												
19.4 Other commercial auto liability												
21.1 Private passenger auto physical damage												
21.2 Commercial auto physical damage												
22. Aircraft (all perils)												
23. Fidelity												
24. Surety												
26. Burglary and theft												
27. Boiler and machinery												
28. Credit												
29. International												
30. Warranty												
34. Aggregate write-ins for other lines of business												
35. TOTALS (a)												
DETAILS OF WRITE-INS												
3401.												
3402.												
3403.												
3498. Summary of remaining write-ins for Line 34 from overflow page												
3499. Totals (Lines 3401 thru 3403 plus 3498)(Line 34 above)												

(a) Finance and service charges not included in Lines 1 to 35 \$
(b) For health business on indicated lines report: Number of persons insured under PPO managed care products and number of persons insured under indemnity only products



ANNUAL STATEMENT FOR THE YEAR 2020 OF THE Bristol West Insurance Company
EXHIBIT OF PREMIUMS AND LOSSES (Statutory Page 14)

NAIC Group Code 0069 BUSINESS IN THE STATE OF Delaware DURING THE YEAR 2020 NAIC Company Code 19658

Line of Business	Gross Premiums, Including Policy and Membership Fees, Less Return Premiums and Premiums on Policies not Taken		3 Dividends Paid or Credited to Policyholders on Direct Business	4 Direct Unearned Premium Reserves	5 Direct Losses Paid (deducting salvage)	6 Direct Losses Incurred	7 Direct Losses Unpaid	8 Direct Defense and Cost Containment Expense Paid	9 Direct Defense and Cost Containment Expense Incurred	10 Direct Defense and Cost Containment Expense Unpaid	11 Commissions and Brokerage Expenses	12 Taxes, Licenses and Fees
	1 Direct Premiums Written	2 Direct Premiums Earned										
1. Fire												
2.1 Allied lines												
2.2 Multiple peril crop												
2.3 Federal flood												
2.4 Private crop												
2.5 Private flood												
3. Farmowners multiple peril												
4. Homeowners multiple peril												
5.1 Commercial multiple peril (non-liability portion)												
5.2 Commercial multiple peril (liability portion)												
6. Mortgage guaranty												
8. Ocean marine												
9. Inland marine												
10. Financial guaranty												
11. Medical professional liability												
12. Earthquake												
13. Group accident and health (b)												
14. Credit accident and health (group and individual)												
15.1 Collectively renewable accident and health (b)												
15.2 Non-cancelable accident and health(b)												
15.3 Guaranteed renewable accident and health(b)												
15.4 Non-renewable for stated reasons only (b)												
15.5 Other accident only												
15.6 Medicare Title XVIII exempt from state taxes or fees												
15.7 All other accident and health (b)												
15.8 Federal employees health benefits plan premium (b)												
16. Workers' compensation												
17.1 Other Liability - occurrence												
17.2 Other Liability - claims made												
17.3 Excess workers' compensation												
18. Products liability												
19.1 Private passenger auto no-fault (personal injury protection)												
19.2 Other private passenger auto liability												
19.3 Commercial auto no-fault (personal injury protection)												
19.4 Other commercial auto liability												
21.1 Private passenger auto physical damage												
21.2 Commercial auto physical damage												
22. Aircraft (all perils)												
23. Fidelity												
24. Surety												
26. Burglary and theft												
27. Boiler and machinery												
28. Credit												
29. International												
30. Warranty												
34. Aggregate write-ins for other lines of business												
35. TOTALS (a)												
DETAILS OF WRITE-INS												
3401.												
3402.												
3403.												
3498. Summary of remaining write-ins for Line 34 from overflow page												
3499. Totals (Lines 3401 thru 3403 plus 3498)(Line 34 above)												

(a) Finance and service charges not included in Lines 1 to 35 \$
(b) For health business on indicated lines report: Number of persons insured under PPO managed care products and number of persons insured under indemnity only products



ANNUAL STATEMENT FOR THE YEAR 2020 OF THE Bristol West Insurance Company

EXHIBIT OF PREMIUMS AND LOSSES (Statutory Page 14)

NAIC Group Code 0069 BUSINESS IN THE STATE OF District of Columbia DURING THE YEAR 2020 NAIC Company Code 19658

Line of Business	Gross Premiums, Including Policy and Membership Fees, Less Return Premiums and Premiums on Policies not Taken		3	4	5	6	7	8	9	10	11	12
	1	2										
	Direct Premiums Written	Direct Premiums Earned	Dividends Paid or Credited to Policyholders on Direct Business	Direct Unearned Premium Reserves	Direct Losses Paid (deducting salvage)	Direct Losses Incurred	Direct Losses Unpaid	Direct Defense and Cost Containment Expense Paid	Direct Defense and Cost Containment Expense Incurred	Direct Defense and Cost Containment Expense Unpaid	Commissions and Brokerage Expenses	Taxes, Licenses and Fees
1. Fire												
2.1 Allied lines												
2.2 Multiple peril crop												
2.3 Federal flood												
2.4 Private crop												
2.5 Private flood												
3. Farmowners multiple peril												
4. Homeowners multiple peril												
5.1 Commercial multiple peril (non-liability portion)												
5.2 Commercial multiple peril (liability portion)												
6. Mortgage guaranty												
8. Ocean marine												
9. Inland marine												
10. Financial guaranty												
11. Medical professional liability												
12. Earthquake												
13. Group accident and health (b)												
14. Credit accident and health (group and individual)												
15.1 Collectively renewable accident and health (b)												
15.2 Non-cancelable accident and health(b)												
15.3 Guaranteed renewable accident and health(b)												
15.4 Non-renewable for stated reasons only (b)												
15.5 Other accident only												
15.6 Medicare Title XVIII exempt from state taxes or fees												
15.7 All other accident and health (b)												
15.8 Federal employees health benefits plan premium (b)												
16. Workers' compensation												
17.1 Other Liability - occurrence												
17.2 Other Liability - claims made												
17.3 Excess workers' compensation												
18. Products liability												
19.1 Private passenger auto no-fault (personal injury protection)												
19.2 Other private passenger auto liability												
19.3 Commercial auto no-fault (personal injury protection)												
19.4 Other commercial auto liability												
21.1 Private passenger auto physical damage												
21.2 Commercial auto physical damage												
22. Aircraft (all perils)												
23. Fidelity												
24. Surety												
26. Burglary and theft												
27. Boiler and machinery												
28. Credit												
29. International												
30. Warranty												
34. Aggregate write-ins for other lines of business												
35. TOTALS (a)												
DETAILS OF WRITE-INS												
3401.												
3402.												
3403.												
3498. Summary of remaining write-ins for Line 34 from overflow page												
3499. Totals (Lines 3401 thru 3403 plus 3498)(Line 34 above)												

(a) Finance and service charges not included in Lines 1 to 35 \$
(b) For health business on indicated lines report: Number of persons insured under PPO managed care products and number of persons insured under indemnity only products



ANNUAL STATEMENT FOR THE YEAR 2020 OF THE Bristol West Insurance Company
EXHIBIT OF PREMIUMS AND LOSSES (Statutory Page 14)

NAIC Group Code 0069 BUSINESS IN THE STATE OF Florida DURING THE YEAR 2020 NAIC Company Code 19658

Line of Business	Gross Premiums, Including Policy and Membership Fees, Less Return Premiums and Premiums on Policies not Taken		3	4	5	6	7	8	9	10	11	12
	1	2										
	Direct Premiums Written	Direct Premiums Earned	Dividends Paid or Credited to Policyholders on Direct Business	Direct Unearned Premium Reserves	Direct Losses Paid (deducting salvage)	Direct Losses Incurred	Direct Losses Unpaid	Direct Defense and Cost Containment Expense Paid	Direct Defense and Cost Containment Expense Incurred	Direct Defense and Cost Containment Expense Unpaid	Commissions and Brokerage Expenses	Taxes, Licenses and Fees
1. Fire												
2.1 Allied lines												
2.2 Multiple peril crop												
2.3 Federal flood												
2.4 Private crop												
2.5 Private flood												
3. Farmowners multiple peril												
4. Homeowners multiple peril												
5.1 Commercial multiple peril (non-liability portion)												
5.2 Commercial multiple peril (liability portion)												
6. Mortgage guaranty												
8. Ocean marine												
9. Inland marine												
10. Financial guaranty												
11. Medical professional liability												
12. Earthquake												
13. Group accident and health (b)												
14. Credit accident and health (group and individual)												
15.1 Collectively renewable accident and health (b)												
15.2 Non-cancelable accident and health(b)												
15.3 Guaranteed renewable accident and health(b)												
15.4 Non-renewable for stated reasons only (b)												
15.5 Other accident only												
15.6 Medicare Title XVIII exempt from state taxes or fees												
15.7 All other accident and health (b)												
15.8 Federal employees health benefits plan premium (b)												
16. Workers' compensation												
17.1 Other Liability - occurrence												
17.2 Other Liability - claims made												
17.3 Excess workers' compensation												
18. Products liability												
19.1 Private passenger auto no-fault (personal injury protection)	331,524	342,155		88,898	195,873	177,288	124,888	51,429	51,343	29,039	32,818	8,574
19.2 Other private passenger auto liability	494,408	502,317		125,866	747,127	696,871	440,337	2,172	(22,874)	8,586	46,204	12,928
19.3 Commercial auto no-fault (personal injury protection)												
19.4 Other commercial auto liability												
21.1 Private passenger auto physical damage	316,929	322,741		86,957	194,934	189,460	3,732	872	11,412	11,983	31,409	8,180
21.2 Commercial auto physical damage												
22. Aircraft (all perils)												
23. Fidelity												
24. Surety												
26. Burglary and theft												
27. Boiler and machinery												
28. Credit												
29. International												
30. Warranty												
34. Aggregate write-ins for other lines of business												
35. TOTALS (a)	1,142,861	1,167,213		301,721	1,137,934	1,063,619	568,957	54,473	39,881	49,608	110,431	29,682
DETAILS OF WRITE-INS												
3401.												
3402.												
3403.												
3498. Summary of remaining write-ins for Line 34 from overflow page												
3499. Totals (Lines 3401 thru 3403 plus 3498)(Line 34 above)												

(a) Finance and service charges not included in Lines 1 to 35 \$ 37,551
(b) For health business on indicated lines report: Number of persons insured under PPO managed care products and number of persons insured under indemnity only products



ANNUAL STATEMENT FOR THE YEAR 2020 OF THE Bristol West Insurance Company
EXHIBIT OF PREMIUMS AND LOSSES (Statutory Page 14)

NAIC Group Code 0069 BUSINESS IN THE STATE OF Georgia DURING THE YEAR 2020 NAIC Company Code 19658

Line of Business	Gross Premiums, Including Policy and Membership Fees, Less Return Premiums and Premiums on Policies not Taken		3 Dividends Paid or Credited to Policyholders on Direct Business	4 Direct Unearned Premium Reserves	5 Direct Losses Paid (deducting salvage)	6 Direct Losses Incurred	7 Direct Losses Unpaid	8 Direct Defense and Cost Containment Expense Paid	9 Direct Defense and Cost Containment Expense Incurred	10 Direct Defense and Cost Containment Expense Unpaid	11 Commissions and Brokerage Expenses	12 Taxes, Licenses and Fees
	1 Direct Premiums Written	2 Direct Premiums Earned										
1. Fire												
2.1 Allied lines												
2.2 Multiple peril crop												
2.3 Federal flood												
2.4 Private crop												
2.5 Private flood												
3. Farmowners multiple peril												
4. Homeowners multiple peril												
5.1 Commercial multiple peril (non-liability portion)												
5.2 Commercial multiple peril (liability portion)												
6. Mortgage guaranty												
8. Ocean marine												
9. Inland marine												
10. Financial guaranty												
11. Medical professional liability												
12. Earthquake												
13. Group accident and health (b)												
14. Credit accident and health (group and individual)												
15.1 Collectively renewable accident and health (b)												
15.2 Non-cancelable accident and health(b)												
15.3 Guaranteed renewable accident and health(b)												
15.4 Non-renewable for stated reasons only (b)												
15.5 Other accident only												
15.6 Medicare Title XVIII exempt from state taxes or fees												
15.7 All other accident and health (b)												
15.8 Federal employees health benefits plan premium (b)												
16. Workers' compensation												
17.1 Other Liability - occurrence												
17.2 Other Liability - claims made												
17.3 Excess workers' compensation												
18. Products liability												
19.1 Private passenger auto no-fault (personal injury protection)												
19.2 Other private passenger auto liability	33,775	37,234		8,002	86,873	74,429	41,122	5,668	12,025	9,085	3,981	2,993
19.3 Commercial auto no-fault (personal injury protection)												
19.4 Other commercial auto liability												
21.1 Private passenger auto physical damage	25,283	27,509		6,327	36,721	38,999	4,681		(8)	16	3,102	2,248
21.2 Commercial auto physical damage												
22. Aircraft (all perils)												
23. Fidelity												
24. Surety												
26. Burglary and theft												
27. Boiler and machinery												
28. Credit												
29. International												
30. Warranty												
34. Aggregate write-ins for other lines of business												
35. TOTALS (a)	59,058	64,743		14,329	123,594	113,428	45,803	5,668	12,017	9,101	7,083	5,241
DETAILS OF WRITE-INS												
3401.												
3402.												
3403.												
3498. Summary of remaining write-ins for Line 34 from overflow page												
3499. Totals (Lines 3401 thru 3403 plus 3498)(Line 34 above)												

(a) Finance and service charges not included in Lines 1 to 35 \$2,074
(b) For health business on indicated lines report: Number of persons insured under PPO managed care products and number of persons insured under indemnity only products



ANNUAL STATEMENT FOR THE YEAR 2020 OF THE Bristol West Insurance Company
EXHIBIT OF PREMIUMS AND LOSSES (Statutory Page 14)

NAIC Group Code 0069 BUSINESS IN THE STATE OF Hawaii DURING THE YEAR 2020 NAIC Company Code 19658

Line of Business	Gross Premiums, Including Policy and Membership Fees, Less Return Premiums and Premiums on Policies not Taken		3	4	5	6	7	8	9	10	11	12
	1	2										
	Direct Premiums Written	Direct Premiums Earned	Dividends Paid or Credited to Policyholders on Direct Business	Direct Unearned Premium Reserves	Direct Losses Paid (deducting salvage)	Direct Losses Incurred	Direct Losses Unpaid	Direct Defense and Cost Containment Expense Paid	Direct Defense and Cost Containment Expense Incurred	Direct Defense and Cost Containment Expense Unpaid	Commissions and Brokerage Expenses	Taxes, Licenses and Fees
1. Fire												
2.1 Allied lines												
2.2 Multiple peril crop												
2.3 Federal flood												
2.4 Private crop												
2.5 Private flood												
3. Farmowners multiple peril												
4. Homeowners multiple peril												
5.1 Commercial multiple peril (non-liability portion)												
5.2 Commercial multiple peril (liability portion)												
6. Mortgage guaranty												
8. Ocean marine												
9. Inland marine												
10. Financial guaranty												
11. Medical professional liability												
12. Earthquake												
13. Group accident and health (b)												
14. Credit accident and health (group and individual)												
15.1 Collectively renewable accident and health (b)												
15.2 Non-cancelable accident and health(b)												
15.3 Guaranteed renewable accident and health(b)												
15.4 Non-renewable for stated reasons only (b)												
15.5 Other accident only												
15.6 Medicare Title XVIII exempt from state taxes or fees												
15.7 All other accident and health (b)												
15.8 Federal employees health benefits plan premium (b)												
16. Workers' compensation												
17.1 Other Liability - occurrence												
17.2 Other Liability - claims made												
17.3 Excess workers' compensation												
18. Products liability												
19.1 Private passenger auto no-fault (personal injury protection)												
19.2 Other private passenger auto liability												
19.3 Commercial auto no-fault (personal injury protection)												
19.4 Other commercial auto liability												
21.1 Private passenger auto physical damage												
21.2 Commercial auto physical damage												
22. Aircraft (all perils)												
23. Fidelity												
24. Surety												
26. Burglary and theft												
27. Boiler and machinery												
28. Credit												
29. International												
30. Warranty												
34. Aggregate write-ins for other lines of business												
35. TOTALS (a)												
DETAILS OF WRITE-INS												
3401.												
3402.												
3403.												
3498. Summary of remaining write-ins for Line 34 from overflow page												
3499. Totals (Lines 3401 thru 3403 plus 3498)(Line 34 above)												

(a) Finance and service charges not included in Lines 1 to 35 \$
(b) For health business on indicated lines report: Number of persons insured under PPO managed care products and number of persons insured under indemnity only products



ANNUAL STATEMENT FOR THE YEAR 2020 OF THE Bristol West Insurance Company
EXHIBIT OF PREMIUMS AND LOSSES (Statutory Page 14)

NAIC Group Code 0069 BUSINESS IN THE STATE OF Idaho DURING THE YEAR 2020 NAIC Company Code 19658

Line of Business	Gross Premiums, Including Policy and Membership Fees, Less Return Premiums and Premiums on Policies not Taken		3 Dividends Paid or Credited to Policyholders on Direct Business	4 Direct Unearned Premium Reserves	5 Direct Losses Paid (deducting salvage)	6 Direct Losses Incurred	7 Direct Losses Unpaid	8 Direct Defense and Cost Containment Expense Paid	9 Direct Defense and Cost Containment Expense Incurred	10 Direct Defense and Cost Containment Expense Unpaid	11 Commissions and Brokerage Expenses	12 Taxes, Licenses and Fees
	1 Direct Premiums Written	2 Direct Premiums Earned										
1. Fire												
2.1 Allied lines												
2.2 Multiple peril crop												
2.3 Federal flood												
2.4 Private crop												
2.5 Private flood												
3. Farmowners multiple peril												
4. Homeowners multiple peril												
5.1 Commercial multiple peril (non-liability portion)												
5.2 Commercial multiple peril (liability portion)												
6. Mortgage guaranty												
8. Ocean marine												
9. Inland marine												
10. Financial guaranty												
11. Medical professional liability												
12. Earthquake												
13. Group accident and health (b)												
14. Credit accident and health (group and individual)												
15.1 Collectively renewable accident and health (b)												
15.2 Non-cancelable accident and health(b)												
15.3 Guaranteed renewable accident and health(b)												
15.4 Non-renewable for stated reasons only (b)												
15.5 Other accident only												
15.6 Medicare Title XVIII exempt from state taxes or fees												
15.7 All other accident and health (b)												
15.8 Federal employees health benefits plan premium (b)												
16. Workers' compensation												
17.1 Other Liability - occurrence												
17.2 Other Liability - claims made												
17.3 Excess workers' compensation												
18. Products liability												
19.1 Private passenger auto no-fault (personal injury protection)												
19.2 Other private passenger auto liability	2,766,840	2,811,191		661,880	1,615,261	1,279,470	977,336	3,534	(12,006)	24,222	270,864	44,681
19.3 Commercial auto no-fault (personal injury protection)												
19.4 Other commercial auto liability												
21.1 Private passenger auto physical damage	1,035,652	1,064,046		272,490	414,083	385,471	35,613		(508)	903	102,524	16,148
21.2 Commercial auto physical damage												
22. Aircraft (all perils)												
23. Fidelity												
24. Surety												
26. Burglary and theft												
27. Boiler and machinery												
28. Credit												
29. International												
30. Warranty												
34. Aggregate write-ins for other lines of business												
35. TOTALS (a)	3,802,492	3,875,237		934,370	2,029,344	1,664,941	1,012,949	3,534	(12,514)	25,125	373,388	60,829
DETAILS OF WRITE-INS												
3401.												
3402.												
3403.												
3498. Summary of remaining write-ins for Line 34 from overflow page												
3499. Totals (Lines 3401 thru 3403 plus 3498)(Line 34 above)												

(a) Finance and service charges not included in Lines 1 to 35 \$ 126,058
(b) For health business on indicated lines report: Number of persons insured under PPO managed care products and number of persons insured under indemnity only products



ANNUAL STATEMENT FOR THE YEAR 2020 OF THE Bristol West Insurance Company
EXHIBIT OF PREMIUMS AND LOSSES (Statutory Page 14)

NAIC Group Code 0069 BUSINESS IN THE STATE OF Illinois DURING THE YEAR 2020 NAIC Company Code 19658

Line of Business	Gross Premiums, Including Policy and Membership Fees, Less Return Premiums and Premiums on Policies not Taken		3 Dividends Paid or Credited to Policyholders on Direct Business	4 Direct Unearned Premium Reserves	5 Direct Losses Paid (deducting salvage)	6 Direct Losses Incurred	7 Direct Losses Unpaid	8 Direct Defense and Cost Containment Expense Paid	9 Direct Defense and Cost Containment Expense Incurred	10 Direct Defense and Cost Containment Expense Unpaid	11 Commissions and Brokerage Expenses	12 Taxes, Licenses and Fees
	1 Direct Premiums Written	2 Direct Premiums Earned										
1. Fire												
2.1 Allied lines												
2.2 Multiple peril crop												
2.3 Federal flood												
2.4 Private crop												
2.5 Private flood												
3. Farmowners multiple peril												
4. Homeowners multiple peril												
5.1 Commercial multiple peril (non-liability portion)												
5.2 Commercial multiple peril (liability portion)												
6. Mortgage guaranty												
8. Ocean marine												
9. Inland marine												
10. Financial guaranty												
11. Medical professional liability												
12. Earthquake												
13. Group accident and health (b)												
14. Credit accident and health (group and individual)												
15.1 Collectively renewable accident and health (b)												
15.2 Non-cancelable accident and health(b)												
15.3 Guaranteed renewable accident and health(b)												
15.4 Non-renewable for stated reasons only (b)												
15.5 Other accident only												
15.6 Medicare Title XVIII exempt from state taxes or fees												
15.7 All other accident and health (b)												
15.8 Federal employees health benefits plan premium (b)												
16. Workers' compensation												
17.1 Other Liability - occurrence												
17.2 Other Liability - claims made												
17.3 Excess workers' compensation												
18. Products liability												
19.1 Private passenger auto no-fault (personal injury protection)												
19.2 Other private passenger auto liability	21,207,300	21,164,222		5,764,652	11,316,755	10,886,428	10,068,595	347,079	362,566	514,855	2,055,743	348,890
19.3 Commercial auto no-fault (personal injury protection)												
19.4 Other commercial auto liability												
21.1 Private passenger auto physical damage	12,359,909	11,852,361		3,620,531	6,677,748	6,861,709	733,406	16,058	27,559	23,908	1,237,547	201,321
21.2 Commercial auto physical damage												
22. Aircraft (all perils)												
23. Fidelity												
24. Surety												
26. Burglary and theft												
27. Boiler and machinery												
28. Credit												
29. International												
30. Warranty												
34. Aggregate write-ins for other lines of business												
35. TOTALS (a)	33,567,209	33,016,583		9,385,183	17,994,503	17,748,137	10,802,001	363,137	390,125	538,763	3,293,290	550,211
DETAILS OF WRITE-INS												
3401.												
3402.												
3403.												
3498. Summary of remaining write-ins for Line 34 from overflow page												
3499. Totals (Lines 3401 thru 3403 plus 3498)(Line 34 above)												

(a) Finance and service charges not included in Lines 1 to 35 \$ 1,540,206
(b) For health business on indicated lines report: Number of persons insured under PPO managed care products and number of persons insured under indemnity only products



ANNUAL STATEMENT FOR THE YEAR 2020 OF THE Bristol West Insurance Company
EXHIBIT OF PREMIUMS AND LOSSES (Statutory Page 14)

NAIC Group Code 0069 BUSINESS IN THE STATE OF Indiana DURING THE YEAR 2020 NAIC Company Code 19658

Line of Business	Gross Premiums, Including Policy and Membership Fees, Less Return Premiums and Premiums on Policies not Taken		3	4	5	6	7	8	9	10	11	12
	1	2										
	Direct Premiums Written	Direct Premiums Earned	Dividends Paid or Credited to Policyholders on Direct Business	Direct Unearned Premium Reserves	Direct Losses Paid (deducting salvage)	Direct Losses Incurred	Direct Losses Unpaid	Direct Defense and Cost Containment Expense Paid	Direct Defense and Cost Containment Expense Incurred	Direct Defense and Cost Containment Expense Unpaid	Commissions and Brokerage Expenses	Taxes, Licenses and Fees
1. Fire												
2.1 Allied lines												
2.2 Multiple peril crop												
2.3 Federal flood												
2.4 Private crop												
2.5 Private flood												
3. Farmowners multiple peril												
4. Homeowners multiple peril												
5.1 Commercial multiple peril (non-liability portion)												
5.2 Commercial multiple peril (liability portion)												
6. Mortgage guaranty												
8. Ocean marine												
9. Inland marine												
10. Financial guaranty												
11. Medical professional liability												
12. Earthquake												
13. Group accident and health (b)												
14. Credit accident and health (group and individual)												
15.1 Collectively renewable accident and health (b)												
15.2 Non-cancelable accident and health(b)												
15.3 Guaranteed renewable accident and health(b)												
15.4 Non-renewable for stated reasons only (b)												
15.5 Other accident only												
15.6 Medicare Title XVIII exempt from state taxes or fees												
15.7 All other accident and health (b)												
15.8 Federal employees health benefits plan premium (b)												
16. Workers' compensation												
17.1 Other Liability - occurrence												
17.2 Other Liability - claims made												
17.3 Excess workers' compensation												
18. Products liability												
19.1 Private passenger auto no-fault (personal injury protection)												
19.2 Other private passenger auto liability	12,217,461	11,684,918		3,279,085	7,422,035	7,424,458	5,769,971	249,731	333,408	614,936	1,145,095	188,785
19.3 Commercial auto no-fault (personal injury protection)												
19.4 Other commercial auto liability												
21.1 Private passenger auto physical damage	6,209,323	5,702,393		1,873,123	3,000,154	3,129,948	390,084	5,263	6,083	2,125	607,799	93,448
21.2 Commercial auto physical damage												
22. Aircraft (all perils)												
23. Fidelity												
24. Surety												
26. Burglary and theft												
27. Boiler and machinery												
28. Credit												
29. International												
30. Warranty												
34. Aggregate write-ins for other lines of business												
35. TOTALS (a)	18,426,784	17,387,311		5,152,208	10,422,189	10,554,406	6,160,055	254,994	339,491	617,061	1,752,894	282,233
DETAILS OF WRITE-INS												
3401.												
3402.												
3403.												
3498. Summary of remaining write-ins for Line 34 from overflow page												
3499. Totals (Lines 3401 thru 3403 plus 3498)(Line 34 above)												

(a) Finance and service charges not included in Lines 1 to 35 \$851,861
(b) For health business on indicated lines report: Number of persons insured under PPO managed care products and number of persons insured under indemnity only products



ANNUAL STATEMENT FOR THE YEAR 2020 OF THE Bristol West Insurance Company
EXHIBIT OF PREMIUMS AND LOSSES (Statutory Page 14)

NAIC Group Code 0069 BUSINESS IN THE STATE OF Iowa DURING THE YEAR 2020 NAIC Company Code 19658

Line of Business	Gross Premiums, Including Policy and Membership Fees, Less Return Premiums and Premiums on Policies not Taken		3 Dividends Paid or Credited to Policyholders on Direct Business	4 Direct Unearned Premium Reserves	5 Direct Losses Paid (deducting salvage)	6 Direct Losses Incurred	7 Direct Losses Unpaid	8 Direct Defense and Cost Containment Expense Paid	9 Direct Defense and Cost Containment Expense Incurred	10 Direct Defense and Cost Containment Expense Unpaid	11 Commissions and Brokerage Expenses	12 Taxes, Licenses and Fees
	1 Direct Premiums Written	2 Direct Premiums Earned										
1. Fire												
2.1 Allied lines												
2.2 Multiple peril crop												
2.3 Federal flood												
2.4 Private crop												
2.5 Private flood												
3. Farmowners multiple peril												
4. Homeowners multiple peril												
5.1 Commercial multiple peril (non-liability portion)												
5.2 Commercial multiple peril (liability portion)												
6. Mortgage guaranty												
8. Ocean marine												
9. Inland marine												
10. Financial guaranty												
11. Medical professional liability												
12. Earthquake												
13. Group accident and health (b)												
14. Credit accident and health (group and individual)												
15.1 Collectively renewable accident and health (b)												
15.2 Non-cancelable accident and health(b)												
15.3 Guaranteed renewable accident and health(b)												
15.4 Non-renewable for stated reasons only (b)												
15.5 Other accident only												
15.6 Medicare Title XVIII exempt from state taxes or fees												
15.7 All other accident and health (b)												
15.8 Federal employees health benefits plan premium (b)												
16. Workers' compensation												
17.1 Other Liability - occurrence												
17.2 Other Liability - claims made												
17.3 Excess workers' compensation												
18. Products liability												
19.1 Private passenger auto no-fault (personal injury protection)												
19.2 Other private passenger auto liability	2,161,594	2,073,711		592,186	1,063,806	1,318,097	1,233,103	46,985	47,141	30,384	177,509	59,534
19.3 Commercial auto no-fault (personal injury protection)												
19.4 Other commercial auto liability												
21.1 Private passenger auto physical damage	1,247,306	1,176,211		346,036	566,171	571,417	76,259	523	1,475	1,706	100,671	33,880
21.2 Commercial auto physical damage												
22. Aircraft (all perils)												
23. Fidelity												
24. Surety												
26. Burglary and theft												
27. Boiler and machinery												
28. Credit												
29. International												
30. Warranty												
34. Aggregate write-ins for other lines of business												
35. TOTALS (a)	3,408,900	3,249,922		938,222	1,629,977	1,889,514	1,309,362	47,508	48,616	32,090	278,180	93,414
DETAILS OF WRITE-INS												
3401.												
3402.												
3403.												
3498. Summary of remaining write-ins for Line 34 from overflow page												
3499. Totals (Lines 3401 thru 3403 plus 3498)(Line 34 above)												

(a) Finance and service charges not included in Lines 1 to 35 \$ 183,592
(b) For health business on indicated lines report: Number of persons insured under PPO managed care products and number of persons insured under indemnity only products



ANNUAL STATEMENT FOR THE YEAR 2020 OF THE Bristol West Insurance Company
EXHIBIT OF PREMIUMS AND LOSSES (Statutory Page 14)

NAIC Group Code 0069 BUSINESS IN THE STATE OF Kansas DURING THE YEAR 2020 NAIC Company Code 19658

Line of Business	Gross Premiums, Including Policy and Membership Fees, Less Return Premiums and Premiums on Policies not Taken		3	4	5	6	7	8	9	10	11	12
	1	2										
	Direct Premiums Written	Direct Premiums Earned	Dividends Paid or Credited to Policyholders on Direct Business	Direct Unearned Premium Reserves	Direct Losses Paid (deducting salvage)	Direct Losses Incurred	Direct Losses Unpaid	Direct Defense and Cost Containment Expense Paid	Direct Defense and Cost Containment Expense Incurred	Direct Defense and Cost Containment Expense Unpaid	Commissions and Brokerage Expenses	Taxes, Licenses and Fees
1. Fire												
2.1 Allied lines												
2.2 Multiple peril crop												
2.3 Federal flood												
2.4 Private crop												
2.5 Private flood												
3. Farmowners multiple peril												
4. Homeowners multiple peril												
5.1 Commercial multiple peril (non-liability portion)												
5.2 Commercial multiple peril (liability portion)												
6. Mortgage guaranty												
8. Ocean marine												
9. Inland marine												
10. Financial guaranty												
11. Medical professional liability												
12. Earthquake												
13. Group accident and health (b)												
14. Credit accident and health (group and individual)												
15.1 Collectively renewable accident and health (b)												
15.2 Non-cancelable accident and health(b)												
15.3 Guaranteed renewable accident and health(b)												
15.4 Non-renewable for stated reasons only (b)												
15.5 Other accident only												
15.6 Medicare Title XVIII exempt from state taxes or fees												
15.7 All other accident and health (b)												
15.8 Federal employees health benefits plan premium (b)												
16. Workers' compensation												
17.1 Other Liability - occurrence												
17.2 Other Liability - claims made												
17.3 Excess workers' compensation												
18. Products liability												
19.1 Private passenger auto no-fault (personal injury protection)	754,894	738,197		248,663	235,626	277,353	15,061	550	(818)	740	79,002	14,096
19.2 Other private passenger auto liability	5,513,748	5,301,672		1,868,816	2,293,168	2,129,017	2,146,414	18,154	26,647	140,941	572,091	107,352
19.3 Commercial auto no-fault (personal injury protection)												
19.4 Other commercial auto liability												
21.1 Private passenger auto physical damage	2,533,948	2,386,056		921,256	967,769	958,660	112,084	662	798	1,748	264,308	46,515
21.2 Commercial auto physical damage												
22. Aircraft (all perils)												
23. Fidelity												
24. Surety												
26. Burglary and theft												
27. Boiler and machinery												
28. Credit												
29. International												
30. Warranty												
34. Aggregate write-ins for other lines of business												
35. TOTALS (a)	8,802,590	8,425,925		3,038,735	3,496,563	3,365,030	2,273,559	19,366	26,627	143,429	915,401	167,963
DETAILS OF WRITE-INS												
3401.												
3402.												
3403.												
3498. Summary of remaining write-ins for Line 34 from overflow page												
3499. Totals (Lines 3401 thru 3403 plus 3498)(Line 34 above)												

(a) Finance and service charges not included in Lines 1 to 35 \$475,541
(b) For health business on indicated lines report: Number of persons insured under PPO managed care products and number of persons insured under indemnity only products



ANNUAL STATEMENT FOR THE YEAR 2020 OF THE Bristol West Insurance Company
EXHIBIT OF PREMIUMS AND LOSSES (Statutory Page 14)

NAIC Group Code 0069 BUSINESS IN THE STATE OF Kentucky DURING THE YEAR 2020 NAIC Company Code 19658

Line of Business	Gross Premiums, Including Policy and Membership Fees, Less Return Premiums and Premiums on Policies not Taken		3	4	5	6	7	8	9	10	11	12
	1	2										
	Direct Premiums Written	Direct Premiums Earned	Dividends Paid or Credited to Policyholders on Direct Business	Direct Unearned Premium Reserves	Direct Losses Paid (deducting salvage)	Direct Losses Incurred	Direct Losses Unpaid	Direct Defense and Cost Containment Expense Paid	Direct Defense and Cost Containment Expense Incurred	Direct Defense and Cost Containment Expense Unpaid	Commissions and Brokerage Expenses	Taxes, Licenses and Fees
1. Fire												
2.1 Allied lines												
2.2 Multiple peril crop												
2.3 Federal flood												
2.4 Private crop												
2.5 Private flood												
3. Farmowners multiple peril												
4. Homeowners multiple peril												
5.1 Commercial multiple peril (non-liability portion)												
5.2 Commercial multiple peril (liability portion)												
6. Mortgage guaranty												
8. Ocean marine												
9. Inland marine												
10. Financial guaranty												
11. Medical professional liability												
12. Earthquake												
13. Group accident and health (b)												
14. Credit accident and health (group and individual)												
15.1 Collectively renewable accident and health (b)												
15.2 Non-cancelable accident and health(b)												
15.3 Guaranteed renewable accident and health(b)												
15.4 Non-renewable for stated reasons only (b)												
15.5 Other accident only												
15.6 Medicare Title XVIII exempt from state taxes or fees												
15.7 All other accident and health (b)												
15.8 Federal employees health benefits plan premium (b)												
16. Workers' compensation												
17.1 Other Liability - occurrence												
17.2 Other Liability - claims made												
17.3 Excess workers' compensation												
18. Products liability												
19.1 Private passenger auto no-fault (personal injury protection)	869,605	867,121		241,186	471,055	540,953	(22,381)	160	77	231	86,393	59,166
19.2 Other private passenger auto liability	3,851,413	3,729,375		1,119,457	2,043,636	2,403,841	1,815,545	62,273	110,799	112,923	379,181	263,851
19.3 Commercial auto no-fault (personal injury protection)												
19.4 Other commercial auto liability												
21.1 Private passenger auto physical damage	831,336	813,592		246,425	364,779	379,159	64,891	120	141	34	82,854	55,382
21.2 Commercial auto physical damage												
22. Aircraft (all perils)												
23. Fidelity												
24. Surety												
26. Burglary and theft												
27. Boiler and machinery												
28. Credit												
29. International												
30. Warranty												
34. Aggregate write-ins for other lines of business												
35. TOTALS (a)	5,552,354	5,410,088		1,607,068	2,879,470	3,323,953	1,858,055	62,553	111,017	113,188	548,428	378,399
DETAILS OF WRITE-INS												
3401.												
3402.												
3403.												
3498. Summary of remaining write-ins for Line 34 from overflow page												
3499. Totals (Lines 3401 thru 3403 plus 3498)(Line 34 above)												

(a) Finance and service charges not included in Lines 1 to 35 \$277,593
(b) For health business on indicated lines report: Number of persons insured under PPO managed care products and number of persons insured under indemnity only products



ANNUAL STATEMENT FOR THE YEAR 2020 OF THE Bristol West Insurance Company
EXHIBIT OF PREMIUMS AND LOSSES (Statutory Page 14)

NAIC Group Code 0069 BUSINESS IN THE STATE OF Louisiana DURING THE YEAR 2020 NAIC Company Code 19658

Line of Business	Gross Premiums, Including Policy and Membership Fees, Less Return Premiums and Premiums on Policies not Taken		3	4	5	6	7	8	9	10	11	12
	1	2										
	Direct Premiums Written	Direct Premiums Earned	Dividends Paid or Credited to Policyholders on Direct Business	Direct Unearned Premium Reserves	Direct Losses Paid (deducting salvage)	Direct Losses Incurred	Direct Losses Unpaid	Direct Defense and Cost Containment Expense Paid	Direct Defense and Cost Containment Expense Incurred	Direct Defense and Cost Containment Expense Unpaid	Commissions and Brokerage Expenses	Taxes, Licenses and Fees
1. Fire												
2.1 Allied lines												
2.2 Multiple peril crop												
2.3 Federal flood												
2.4 Private crop												
2.5 Private flood												
3. Farmowners multiple peril												
4. Homeowners multiple peril												
5.1 Commercial multiple peril (non-liability portion)												
5.2 Commercial multiple peril (liability portion)												
6. Mortgage guaranty												
8. Ocean marine												
9. Inland marine												
10. Financial guaranty												
11. Medical professional liability												
12. Earthquake												
13. Group accident and health (b)												
14. Credit accident and health (group and individual)												
15.1 Collectively renewable accident and health (b)												
15.2 Non-cancelable accident and health(b)												
15.3 Guaranteed renewable accident and health(b)												
15.4 Non-renewable for stated reasons only (b)												
15.5 Other accident only												
15.6 Medicare Title XVIII exempt from state taxes or fees												
15.7 All other accident and health (b)												
15.8 Federal employees health benefits plan premium (b)												
16. Workers' compensation												
17.1 Other Liability - occurrence												
17.2 Other Liability - claims made												
17.3 Excess workers' compensation												
18. Products liability												
19.1 Private passenger auto no-fault (personal injury protection)												
19.2 Other private passenger auto liability												
19.3 Commercial auto no-fault (personal injury protection)												
19.4 Other commercial auto liability												
21.1 Private passenger auto physical damage												
21.2 Commercial auto physical damage												
22. Aircraft (all perils)												
23. Fidelity												
24. Surety												
26. Burglary and theft												
27. Boiler and machinery												
28. Credit												
29. International												
30. Warranty												
34. Aggregate write-ins for other lines of business												
35. TOTALS (a)												
DETAILS OF WRITE-INS												
3401.												
3402.												
3403.												
3498. Summary of remaining write-ins for Line 34 from overflow page												
3499. Totals (Lines 3401 thru 3403 plus 3498)(Line 34 above)												

(a) Finance and service charges not included in Lines 1 to 35 \$
(b) For health business on indicated lines report: Number of persons insured under PPO managed care products and number of persons insured under indemnity only products



ANNUAL STATEMENT FOR THE YEAR 2020 OF THE Bristol West Insurance Company
EXHIBIT OF PREMIUMS AND LOSSES (Statutory Page 14)

NAIC Group Code 0069 BUSINESS IN THE STATE OF Maine DURING THE YEAR 2020 NAIC Company Code 19658

Line of Business	Gross Premiums, Including Policy and Membership Fees, Less Return Premiums and Premiums on Policies not Taken		3	4	5	6	7	8	9	10	11	12
	1	2										
	Direct Premiums Written	Direct Premiums Earned	Dividends Paid or Credited to Policyholders on Direct Business	Direct Unearned Premium Reserves	Direct Losses Paid (deducting salvage)	Direct Losses Incurred	Direct Losses Unpaid	Direct Defense and Cost Containment Expense Paid	Direct Defense and Cost Containment Expense Incurred	Direct Defense and Cost Containment Expense Unpaid	Commissions and Brokerage Expenses	Taxes, Licenses and Fees
1. Fire												
2.1 Allied lines												
2.2 Multiple peril crop												
2.3 Federal flood												
2.4 Private crop												
2.5 Private flood												
3. Farmowners multiple peril												
4. Homeowners multiple peril												
5.1 Commercial multiple peril (non-liability portion)												
5.2 Commercial multiple peril (liability portion)												
6. Mortgage guaranty												
8. Ocean marine												
9. Inland marine												
10. Financial guaranty												
11. Medical professional liability												
12. Earthquake												
13. Group accident and health (b)												
14. Credit accident and health (group and individual)												
15.1 Collectively renewable accident and health (b)												
15.2 Non-cancelable accident and health(b)												
15.3 Guaranteed renewable accident and health(b)												
15.4 Non-renewable for stated reasons only (b)												
15.5 Other accident only												
15.6 Medicare Title XVIII exempt from state taxes or fees												
15.7 All other accident and health (b)												
15.8 Federal employees health benefits plan premium (b)												
16. Workers' compensation												
17.1 Other Liability - occurrence												
17.2 Other Liability - claims made												
17.3 Excess workers' compensation												
18. Products liability												
19.1 Private passenger auto no-fault (personal injury protection)												
19.2 Other private passenger auto liability	1,197,904	1,382,565		349,991	756,486	677,475	914,756	8,895	3,402	28,225	98,202	77,747
19.3 Commercial auto no-fault (personal injury protection)												
19.4 Other commercial auto liability												
21.1 Private passenger auto physical damage	617,598	661,855		176,080	413,017	369,645	21,651				47,574	39,517
21.2 Commercial auto physical damage												
22. Aircraft (all perils)												
23. Fidelity												
24. Surety												
26. Burglary and theft												
27. Boiler and machinery												
28. Credit												
29. International												
30. Warranty												
34. Aggregate write-ins for other lines of business												
35. TOTALS (a)	1,815,502	2,044,420		526,071	1,169,503	1,047,120	936,407	8,895	3,402	28,225	145,776	117,264
DETAILS OF WRITE-INS												
3401.												
3402.												
3403.												
3498. Summary of remaining write-ins for Line 34 from overflow page												
3499. Totals (Lines 3401 thru 3403 plus 3498)(Line 34 above)												

(a) Finance and service charges not included in Lines 1 to 35 \$ 76,788
(b) For health business on indicated lines report: Number of persons insured under PPO managed care products and number of persons insured under indemnity only products



ANNUAL STATEMENT FOR THE YEAR 2020 OF THE Bristol West Insurance Company
EXHIBIT OF PREMIUMS AND LOSSES (Statutory Page 14)

NAIC Group Code 0069 BUSINESS IN THE STATE OF Maryland DURING THE YEAR 2020 NAIC Company Code 19658

Line of Business	Gross Premiums, Including Policy and Membership Fees, Less Return Premiums and Premiums on Policies not Taken		3 Dividends Paid or Credited to Policyholders on Direct Business	4 Direct Unearned Premium Reserves	5 Direct Losses Paid (deducting salvage)	6 Direct Losses Incurred	7 Direct Losses Unpaid	8 Direct Defense and Cost Containment Expense Paid	9 Direct Defense and Cost Containment Expense Incurred	10 Direct Defense and Cost Containment Expense Unpaid	11 Commissions and Brokerage Expenses	12 Taxes, Licenses and Fees
	1 Direct Premiums Written	2 Direct Premiums Earned										
1. Fire												
2.1 Allied lines												
2.2 Multiple peril crop												
2.3 Federal flood												
2.4 Private crop												
2.5 Private flood												
3. Farmowners multiple peril												
4. Homeowners multiple peril												
5.1 Commercial multiple peril (non-liability portion)												
5.2 Commercial multiple peril (liability portion)												
6. Mortgage guaranty												
8. Ocean marine												
9. Inland marine												
10. Financial guaranty												
11. Medical professional liability												
12. Earthquake												
13. Group accident and health (b)												
14. Credit accident and health (group and individual)												
15.1 Collectively renewable accident and health (b)												
15.2 Non-cancelable accident and health(b)												
15.3 Guaranteed renewable accident and health(b)												
15.4 Non-renewable for stated reasons only (b)												
15.5 Other accident only												
15.6 Medicare Title XVIII exempt from state taxes or fees												
15.7 All other accident and health (b)												
15.8 Federal employees health benefits plan premium (b)												
16. Workers' compensation												
17.1 Other Liability - occurrence												
17.2 Other Liability - claims made												
17.3 Excess workers' compensation												
18. Products liability												
19.1 Private passenger auto no-fault (personal injury protection)												
19.2 Other private passenger auto liability												
19.3 Commercial auto no-fault (personal injury protection)												
19.4 Other commercial auto liability												
21.1 Private passenger auto physical damage												
21.2 Commercial auto physical damage												
22. Aircraft (all perils)												
23. Fidelity												
24. Surety												
26. Burglary and theft												
27. Boiler and machinery												
28. Credit												
29. International												
30. Warranty												
34. Aggregate write-ins for other lines of business												
35. TOTALS (a)												
DETAILS OF WRITE-INS												
3401.												
3402.												
3403.												
3498. Summary of remaining write-ins for Line 34 from overflow page												
3499. Totals (Lines 3401 thru 3403 plus 3498)(Line 34 above)												

(a) Finance and service charges not included in Lines 1 to 35 \$
(b) For health business on indicated lines report: Number of persons insured under PPO managed care products and number of persons insured under indemnity only products



ANNUAL STATEMENT FOR THE YEAR 2020 OF THE Bristol West Insurance Company

EXHIBIT OF PREMIUMS AND LOSSES (Statutory Page 14)

NAIC Group Code 0069 BUSINESS IN THE STATE OF Michigan DURING THE YEAR 2020 NAIC Company Code 19658

Line of Business	Gross Premiums, Including Policy and Membership Fees, Less Return Premiums and Premiums on Policies not Taken		3	4	5	6	7	8	9	10	11	12
	1	2										
	Direct Premiums Written	Direct Premiums Earned	Dividends Paid or Credited to Policyholders on Direct Business	Direct Unearned Premium Reserves	Direct Losses Paid (deducting salvage)	Direct Losses Incurred	Direct Losses Unpaid	Direct Defense and Cost Containment Expense Paid	Direct Defense and Cost Containment Expense Incurred	Direct Defense and Cost Containment Expense Unpaid	Commissions and Brokerage Expenses	Taxes, Licenses and Fees
1. Fire												
2.1 Allied lines												
2.2 Multiple peril crop												
2.3 Federal flood												
2.4 Private crop												
2.5 Private flood												
3. Farmowners multiple peril												
4. Homeowners multiple peril												
5.1 Commercial multiple peril (non-liability portion)												
5.2 Commercial multiple peril (liability portion)												
6. Mortgage guaranty												
8. Ocean marine												
9. Inland marine												
10. Financial guaranty												
11. Medical professional liability												
12. Earthquake												
13. Group accident and health (b)												
14. Credit accident and health (group and individual)												
15.1 Collectively renewable accident and health (b)												
15.2 Non-cancelable accident and health(b)												
15.3 Guaranteed renewable accident and health(b)												
15.4 Non-renewable for stated reasons only (b)												
15.5 Other accident only												
15.6 Medicare Title XVIII exempt from state taxes or fees												
15.7 All other accident and health (b)												
15.8 Federal employees health benefits plan premium (b)												
16. Workers' compensation												
17.1 Other Liability - occurrence												
17.2 Other Liability - claims made												
17.3 Excess workers' compensation												
18. Products liability												
19.1 Private passenger auto no-fault (personal injury protection)					4,862,192	3,377,406	5,381,620	69,613	37,123	35,625		
19.2 Other private passenger auto liability					92,500	90,540	2,979	9,495	3,307	2,960		
19.3 Commercial auto no-fault (personal injury protection)												
19.4 Other commercial auto liability												
21.1 Private passenger auto physical damage					(983)	(965)	(75)		(22)			
21.2 Commercial auto physical damage												
22. Aircraft (all perils)												
23. Fidelity												
24. Surety												
26. Burglary and theft												
27. Boiler and machinery												
28. Credit												
29. International												
30. Warranty												
34. Aggregate write-ins for other lines of business												
35. TOTALS (a)					4,953,709	3,466,981	5,384,524	79,108	40,408	38,585		
DETAILS OF WRITE-INS												
3401.												
3402.												
3403.												
3498. Summary of remaining write-ins for Line 34 from overflow page												
3499. Totals (Lines 3401 thru 3403 plus 3498)(Line 34 above)												

(a) Finance and service charges not included in Lines 1 to 35 \$
(b) For health business on indicated lines report: Number of persons insured under PPO managed care products and number of persons insured under indemnity only products



ANNUAL STATEMENT FOR THE YEAR 2020 OF THE Bristol West Insurance Company
EXHIBIT OF PREMIUMS AND LOSSES (Statutory Page 14)

NAIC Group Code 0069 BUSINESS IN THE STATE OF Missouri DURING THE YEAR 2020 NAIC Company Code 19658

Line of Business	Gross Premiums, Including Policy and Membership Fees, Less Return Premiums and Premiums on Policies not Taken		3 Dividends Paid or Credited to Policyholders on Direct Business	4 Direct Unearned Premium Reserves	5 Direct Losses Paid (deducting salvage)	6 Direct Losses Incurred	7 Direct Losses Unpaid	8 Direct Defense and Cost Containment Expense Paid	9 Direct Defense and Cost Containment Expense Incurred	10 Direct Defense and Cost Containment Expense Unpaid	11 Commissions and Brokerage Expenses	12 Taxes, Licenses and Fees
	1 Direct Premiums Written	2 Direct Premiums Earned										
1. Fire												
2.1 Allied lines												
2.2 Multiple peril crop												
2.3 Federal flood												
2.4 Private crop												
2.5 Private flood												
3. Farmowners multiple peril												
4. Homeowners multiple peril												
5.1 Commercial multiple peril (non-liability portion)												
5.2 Commercial multiple peril (liability portion)												
6. Mortgage guaranty												
8. Ocean marine												
9. Inland marine												
10. Financial guaranty												
11. Medical professional liability												
12. Earthquake												
13. Group accident and health (b)												
14. Credit accident and health (group and individual)												
15.1 Collectively renewable accident and health (b)												
15.2 Non-cancelable accident and health(b)												
15.3 Guaranteed renewable accident and health(b)												
15.4 Non-renewable for stated reasons only (b)												
15.5 Other accident only												
15.6 Medicare Title XVIII exempt from state taxes or fees												
15.7 All other accident and health (b)												
15.8 Federal employees health benefits plan premium (b)												
16. Workers' compensation												
17.1 Other Liability - occurrence												
17.2 Other Liability - claims made												
17.3 Excess workers' compensation												
18. Products liability												
19.1 Private passenger auto no-fault (personal injury protection)												
19.2 Other private passenger auto liability	6,969,810	7,058,578		1,922,175	4,095,316	2,703,460	3,806,703	508,173	412,601	367,903	735,082	236,283
19.3 Commercial auto no-fault (personal injury protection)												
19.4 Other commercial auto liability												
21.1 Private passenger auto physical damage	1,714,763	1,668,584		499,832	799,802	819,084	140,352	1,161	1,644	7,842	168,216	57,769
21.2 Commercial auto physical damage												
22. Aircraft (all perils)												
23. Fidelity												
24. Surety												
26. Burglary and theft												
27. Boiler and machinery												
28. Credit												
29. International												
30. Warranty												
34. Aggregate write-ins for other lines of business												
35. TOTALS (a)	8,684,573	8,727,162		2,422,007	4,895,118	3,522,544	3,947,055	509,334	414,245	375,745	903,298	294,052
DETAILS OF WRITE-INS												
3401.												
3402.												
3403.												
3498. Summary of remaining write-ins for Line 34 from overflow page												
3499. Totals (Lines 3401 thru 3403 plus 3498)(Line 34 above)												

(a) Finance and service charges not included in Lines 1 to 35 \$ 483,208
(b) For health business on indicated lines report: Number of persons insured under PPO managed care products and number of persons insured under indemnity only products



ANNUAL STATEMENT FOR THE YEAR 2020 OF THE Bristol West Insurance Company
EXHIBIT OF PREMIUMS AND LOSSES (Statutory Page 14)

NAIC Group Code 0069 BUSINESS IN THE STATE OF Montana DURING THE YEAR 2020 NAIC Company Code 19658

Line of Business	Gross Premiums, Including Policy and Membership Fees, Less Return Premiums and Premiums on Policies not Taken		3 Dividends Paid or Credited to Policyholders on Direct Business	4 Direct Unearned Premium Reserves	5 Direct Losses Paid (deducting salvage)	6 Direct Losses Incurred	7 Direct Losses Unpaid	8 Direct Defense and Cost Containment Expense Paid	9 Direct Defense and Cost Containment Expense Incurred	10 Direct Defense and Cost Containment Expense Unpaid	11 Commissions and Brokerage Expenses	12 Taxes, Licenses and Fees
	1 Direct Premiums Written	2 Direct Premiums Earned										
1. Fire												
2.1 Allied lines												
2.2 Multiple peril crop												
2.3 Federal flood												
2.4 Private crop												
2.5 Private flood												
3. Farmowners multiple peril												
4. Homeowners multiple peril												
5.1 Commercial multiple peril (non-liability portion)												
5.2 Commercial multiple peril (liability portion)												
6. Mortgage guaranty												
8. Ocean marine												
9. Inland marine												
10. Financial guaranty												
11. Medical professional liability												
12. Earthquake												
13. Group accident and health (b)												
14. Credit accident and health (group and individual)												
15.1 Collectively renewable accident and health (b)												
15.2 Non-cancelable accident and health(b)												
15.3 Guaranteed renewable accident and health(b)												
15.4 Non-renewable for stated reasons only (b)												
15.5 Other accident only												
15.6 Medicare Title XVIII exempt from state taxes or fees												
15.7 All other accident and health (b)												
15.8 Federal employees health benefits plan premium (b)												
16. Workers' compensation												
17.1 Other Liability - occurrence												
17.2 Other Liability - claims made												
17.3 Excess workers' compensation												
18. Products liability												
19.1 Private passenger auto no-fault (personal injury protection)												
19.2 Other private passenger auto liability	2,360,584	2,225,932		651,681	1,615,971	1,836,310	925,219	30,891	38,308	30,873	234,778	74,238
19.3 Commercial auto no-fault (personal injury protection)												
19.4 Other commercial auto liability												
21.1 Private passenger auto physical damage	942,383	913,524		267,500	651,776	662,383	52,341	660	1,292	2,903	99,155	29,977
21.2 Commercial auto physical damage												
22. Aircraft (all perils)												
23. Fidelity												
24. Surety												
26. Burglary and theft												
27. Boiler and machinery												
28. Credit												
29. International												
30. Warranty												
34. Aggregate write-ins for other lines of business												
35. TOTALS (a)	3,302,967	3,139,456		919,181	2,267,747	2,498,693	977,560	31,551	39,600	33,776	333,933	104,215
DETAILS OF WRITE-INS												
3401.												
3402.												
3403.												
3498. Summary of remaining write-ins for Line 34 from overflow page												
3499. Totals (Lines 3401 thru 3403 plus 3498)(Line 34 above)												

(a) Finance and service charges not included in Lines 1 to 35 \$ 125,967
(b) For health business on indicated lines report: Number of persons insured under PPO managed care products and number of persons insured under indemnity only products



ANNUAL STATEMENT FOR THE YEAR 2020 OF THE Bristol West Insurance Company
EXHIBIT OF PREMIUMS AND LOSSES (Statutory Page 14)

NAIC Group Code 0069 BUSINESS IN THE STATE OF Nebraska DURING THE YEAR 2020 NAIC Company Code 19658

Line of Business	Gross Premiums, Including Policy and Membership Fees, Less Return Premiums and Premiums on Policies not Taken		3 Dividends Paid or Credited to Policyholders on Direct Business	4 Direct Unearned Premium Reserves	5 Direct Losses Paid (deducting salvage)	6 Direct Losses Incurred	7 Direct Losses Unpaid	8 Direct Defense and Cost Containment Expense Paid	9 Direct Defense and Cost Containment Expense Incurred	10 Direct Defense and Cost Containment Expense Unpaid	11 Commissions and Brokerage Expenses	12 Taxes, Licenses and Fees
	1 Direct Premiums Written	2 Direct Premiums Earned										
1. Fire												
2.1 Allied lines												
2.2 Multiple peril crop												
2.3 Federal flood												
2.4 Private crop												
2.5 Private flood												
3. Farmowners multiple peril												
4. Homeowners multiple peril												
5.1 Commercial multiple peril (non-liability portion)												
5.2 Commercial multiple peril (liability portion)												
6. Mortgage guaranty												
8. Ocean marine												
9. Inland marine												
10. Financial guaranty												
11. Medical professional liability												
12. Earthquake												
13. Group accident and health (b)												
14. Credit accident and health (group and individual)												
15.1 Collectively renewable accident and health (b)												
15.2 Non-cancelable accident and health(b)												
15.3 Guaranteed renewable accident and health(b)												
15.4 Non-renewable for stated reasons only (b)												
15.5 Other accident only												
15.6 Medicare Title XVIII exempt from state taxes or fees												
15.7 All other accident and health (b)												
15.8 Federal employees health benefits plan premium (b)												
16. Workers' compensation												
17.1 Other Liability - occurrence												
17.2 Other Liability - claims made												
17.3 Excess workers' compensation												
18. Products liability												
19.1 Private passenger auto no-fault (personal injury protection)												
19.2 Other private passenger auto liability	4,972,863	4,672,269		1,334,840	2,460,982	3,065,148	2,393,685	41,076	59,306	65,822	478,345	107,570
19.3 Commercial auto no-fault (personal injury protection)												
19.4 Other commercial auto liability												
21.1 Private passenger auto physical damage	2,097,221	1,928,882		599,775	1,153,930	1,174,446	118,520	1,995	4,625	3,500	207,096	44,836
21.2 Commercial auto physical damage												
22. Aircraft (all perils)												
23. Fidelity												
24. Surety												
26. Burglary and theft												
27. Boiler and machinery												
28. Credit												
29. International												
30. Warranty												
34. Aggregate write-ins for other lines of business												
35. TOTALS (a)	7,070,084	6,601,151		1,934,615	3,614,912	4,239,594	2,512,205	43,071	63,931	69,322	685,441	152,406
DETAILS OF WRITE-INS												
3401.												
3402.												
3403.												
3498. Summary of remaining write-ins for Line 34 from overflow page												
3499. Totals (Lines 3401 thru 3403 plus 3498)(Line 34 above)												

(a) Finance and service charges not included in Lines 1 to 35 \$ 358,498
(b) For health business on indicated lines report: Number of persons insured under PPO managed care products and number of persons insured under indemnity only products



ANNUAL STATEMENT FOR THE YEAR 2020 OF THE Bristol West Insurance Company
EXHIBIT OF PREMIUMS AND LOSSES (Statutory Page 14)

NAIC Group Code 0069 BUSINESS IN THE STATE OF New Hampshire DURING THE YEAR 2020 NAIC Company Code 19658

Line of Business	Gross Premiums, Including Policy and Membership Fees, Less Return Premiums and Premiums on Policies not Taken		3 Dividends Paid or Credited to Policyholders on Direct Business	4 Direct Unearned Premium Reserves	5 Direct Losses Paid (deducting salvage)	6 Direct Losses Incurred	7 Direct Losses Unpaid	8 Direct Defense and Cost Containment Expense Paid	9 Direct Defense and Cost Containment Expense Incurred	10 Direct Defense and Cost Containment Expense Unpaid	11 Commissions and Brokerage Expenses	12 Taxes, Licenses and Fees
	1 Direct Premiums Written	2 Direct Premiums Earned										
1. Fire												
2.1 Allied lines												
2.2 Multiple peril crop												
2.3 Federal flood												
2.4 Private crop												
2.5 Private flood												
3. Farmowners multiple peril												
4. Homeowners multiple peril												
5.1 Commercial multiple peril (non-liability portion)												
5.2 Commercial multiple peril (liability portion)												
6. Mortgage guaranty												
8. Ocean marine												
9. Inland marine												
10. Financial guaranty												
11. Medical professional liability												
12. Earthquake												
13. Group accident and health (b)												
14. Credit accident and health (group and individual)												
15.1 Collectively renewable accident and health (b)												
15.2 Non-cancelable accident and health(b)												
15.3 Guaranteed renewable accident and health(b)												
15.4 Non-renewable for stated reasons only (b)												
15.5 Other accident only												
15.6 Medicare Title XVIII exempt from state taxes or fees												
15.7 All other accident and health (b)												
15.8 Federal employees health benefits plan premium (b)												
16. Workers' compensation												
17.1 Other Liability - occurrence												
17.2 Other Liability - claims made												
17.3 Excess workers' compensation												
18. Products liability												
19.1 Private passenger auto no-fault (personal injury protection)												
19.2 Other private passenger auto liability	386,113	398,365		109,254	247,917	(60,433)	81,422	8,376	7,490	6,300	24,942	16,924
19.3 Commercial auto no-fault (personal injury protection)												
19.4 Other commercial auto liability												
21.1 Private passenger auto physical damage	235,183	254,687		62,335	89,268	92,466	8,542				14,375	10,490
21.2 Commercial auto physical damage												
22. Aircraft (all perils)												
23. Fidelity												
24. Surety												
26. Burglary and theft												
27. Boiler and machinery												
28. Credit												
29. International												
30. Warranty												
34. Aggregate write-ins for other lines of business												
35. TOTALS (a)	621,296	653,052		171,589	337,185	32,033	89,964	8,376	7,490	6,300	39,317	27,414
DETAILS OF WRITE-INS												
3401.												
3402.												
3403.												
3498. Summary of remaining write-ins for Line 34 from overflow page												
3499. Totals (Lines 3401 thru 3403 plus 3498)(Line 34 above)												

(a) Finance and service charges not included in Lines 1 to 35 \$ 19,343
(b) For health business on indicated lines report: Number of persons insured under PPO managed care products and number of persons insured under indemnity only products



ANNUAL STATEMENT FOR THE YEAR 2020 OF THE Bristol West Insurance Company
EXHIBIT OF PREMIUMS AND LOSSES (Statutory Page 14)

NAIC Group Code 0069 BUSINESS IN THE STATE OF New Mexico DURING THE YEAR 2020 NAIC Company Code 19658

Line of Business	Gross Premiums, Including Policy and Membership Fees, Less Return Premiums and Premiums on Policies not Taken		3 Dividends Paid or Credited to Policyholders on Direct Business	4 Direct Unearned Premium Reserves	5 Direct Losses Paid (deducting salvage)	6 Direct Losses Incurred	7 Direct Losses Unpaid	8 Direct Defense and Cost Containment Expense Paid	9 Direct Defense and Cost Containment Expense Incurred	10 Direct Defense and Cost Containment Expense Unpaid	11 Commissions and Brokerage Expenses	12 Taxes, Licenses and Fees
	1 Direct Premiums Written	2 Direct Premiums Earned										
1. Fire												
2.1 Allied lines												
2.2 Multiple peril crop												
2.3 Federal flood												
2.4 Private crop												
2.5 Private flood												
3. Farmowners multiple peril												
4. Homeowners multiple peril												
5.1 Commercial multiple peril (non-liability portion)												
5.2 Commercial multiple peril (liability portion)												
6. Mortgage guaranty												
8. Ocean marine												
9. Inland marine												
10. Financial guaranty												
11. Medical professional liability												
12. Earthquake												
13. Group accident and health (b)												
14. Credit accident and health (group and individual)												
15.1 Collectively renewable accident and health (b)												
15.2 Non-cancelable accident and health(b)												
15.3 Guaranteed renewable accident and health(b)												
15.4 Non-renewable for stated reasons only (b)												
15.5 Other accident only												
15.6 Medicare Title XVIII exempt from state taxes or fees												
15.7 All other accident and health (b)												
15.8 Federal employees health benefits plan premium (b)												
16. Workers' compensation												
17.1 Other Liability - occurrence												
17.2 Other Liability - claims made												
17.3 Excess workers' compensation												
18. Products liability												
19.1 Private passenger auto no-fault (personal injury protection)												
19.2 Other private passenger auto liability	9,261,973	9,128,904		2,497,706	5,097,011	6,044,475	5,677,048	329,235	614,347	693,137	1,000,718	400,072
19.3 Commercial auto no-fault (personal injury protection)												
19.4 Other commercial auto liability												
21.1 Private passenger auto physical damage	3,679,484	3,669,536		934,760	1,651,880	1,671,432	204,363	1,763	1,545	1,881	376,275	152,815
21.2 Commercial auto physical damage												
22. Aircraft (all perils)												
23. Fidelity												
24. Surety												
26. Burglary and theft												
27. Boiler and machinery												
28. Credit												
29. International												
30. Warranty												
34. Aggregate write-ins for other lines of business												
35. TOTALS (a)	12,941,457	12,798,440		3,432,466	6,748,891	7,715,907	5,881,411	330,998	615,892	695,018	1,376,993	552,887
DETAILS OF WRITE-INS												
3401.												
3402.												
3403.												
3498. Summary of remaining write-ins for Line 34 from overflow page												
3499. Totals (Lines 3401 thru 3403 plus 3498)(Line 34 above)												

(a) Finance and service charges not included in Lines 1 to 35 \$ 778,181
(b) For health business on indicated lines report: Number of persons insured under PPO managed care products and number of persons insured under indemnity only products



ANNUAL STATEMENT FOR THE YEAR 2020 OF THE Bristol West Insurance Company
EXHIBIT OF PREMIUMS AND LOSSES (Statutory Page 14)

NAIC Group Code 0069 BUSINESS IN THE STATE OF North Dakota DURING THE YEAR 2020 NAIC Company Code 19658

Line of Business	Gross Premiums, Including Policy and Membership Fees, Less Return Premiums and Premiums on Policies not Taken		3 Dividends Paid or Credited to Policyholders on Direct Business	4 Direct Unearned Premium Reserves	5 Direct Losses Paid (deducting salvage)	6 Direct Losses Incurred	7 Direct Losses Unpaid	8 Direct Defense and Cost Containment Expense Paid	9 Direct Defense and Cost Containment Expense Incurred	10 Direct Defense and Cost Containment Expense Unpaid	11 Commissions and Brokerage Expenses	12 Taxes, Licenses and Fees
	1 Direct Premiums Written	2 Direct Premiums Earned										
1. Fire												
2.1 Allied lines												
2.2 Multiple peril crop												
2.3 Federal flood												
2.4 Private crop												
2.5 Private flood												
3. Farmowners multiple peril												
4. Homeowners multiple peril												
5.1 Commercial multiple peril (non-liability portion)												
5.2 Commercial multiple peril (liability portion)												
6. Mortgage guaranty												
8. Ocean marine												
9. Inland marine												
10. Financial guaranty												
11. Medical professional liability												
12. Earthquake												
13. Group accident and health (b)												
14. Credit accident and health (group and individual)												
15.1 Collectively renewable accident and health (b)												
15.2 Non-cancelable accident and health(b)												
15.3 Guaranteed renewable accident and health(b)												
15.4 Non-renewable for stated reasons only (b)												
15.5 Other accident only												
15.6 Medicare Title XVIII exempt from state taxes or fees												
15.7 All other accident and health (b)												
15.8 Federal employees health benefits plan premium (b)												
16. Workers' compensation												
17.1 Other Liability - occurrence												
17.2 Other Liability - claims made												
17.3 Excess workers' compensation												
18. Products liability												
19.1 Private passenger auto no-fault (personal injury protection)	244,764	261,213		57,581	194,931	195,395	79,157	1,245	776	2,040	21,178	6,687
19.2 Other private passenger auto liability	1,047,209	1,115,134		224,858	612,515	672,162	502,242	4,595	7,121	6,831	89,006	28,410
19.3 Commercial auto no-fault (personal injury protection)												
19.4 Other commercial auto liability												
21.1 Private passenger auto physical damage	689,426	750,438		157,662	366,354	365,559	79,059	15	319	304	61,158	19,210
21.2 Commercial auto physical damage												
22. Aircraft (all perils)												
23. Fidelity												
24. Surety												
26. Burglary and theft												
27. Boiler and machinery												
28. Credit												
29. International												
30. Warranty												
34. Aggregate write-ins for other lines of business												
35. TOTALS (a)	1,981,399	2,126,785		440,101	1,173,800	1,233,116	660,458	5,855	8,216	9,175	171,342	54,307
DETAILS OF WRITE-INS												
3401.												
3402.												
3403.												
3498. Summary of remaining write-ins for Line 34 from overflow page												
3499. Totals (Lines 3401 thru 3403 plus 3498)(Line 34 above)												

(a) Finance and service charges not included in Lines 1 to 35 \$ 108,799
(b) For health business on indicated lines report: Number of persons insured under PPO managed care products and number of persons insured under indemnity only products



ANNUAL STATEMENT FOR THE YEAR 2020 OF THE Bristol West Insurance Company
EXHIBIT OF PREMIUMS AND LOSSES (Statutory Page 14)

NAIC Group Code 0069 BUSINESS IN THE STATE OF Ohio DURING THE YEAR 2020 NAIC Company Code 19658

Line of Business	Gross Premiums, Including Policy and Membership Fees, Less Return Premiums and Premiums on Policies not Taken		3 Dividends Paid or Credited to Policyholders on Direct Business	4 Direct Unearned Premium Reserves	5 Direct Losses Paid (deducting salvage)	6 Direct Losses Incurred	7 Direct Losses Unpaid	8 Direct Defense and Cost Containment Expense Paid	9 Direct Defense and Cost Containment Expense Incurred	10 Direct Defense and Cost Containment Expense Unpaid	11 Commissions and Brokerage Expenses	12 Taxes, Licenses and Fees
	1 Direct Premiums Written	2 Direct Premiums Earned										
1. Fire												
2.1 Allied lines												
2.2 Multiple peril crop												
2.3 Federal flood												
2.4 Private crop												
2.5 Private flood												
3. Farmowners multiple peril												
4. Homeowners multiple peril												
5.1 Commercial multiple peril (non-liability portion)												
5.2 Commercial multiple peril (liability portion)												
6. Mortgage guaranty												
8. Ocean marine												
9. Inland marine												
10. Financial guaranty												
11. Medical professional liability												
12. Earthquake												
13. Group accident and health (b)												
14. Credit accident and health (group and individual)												
15.1 Collectively renewable accident and health (b)												
15.2 Non-cancelable accident and health(b)												
15.3 Guaranteed renewable accident and health(b)												
15.4 Non-renewable for stated reasons only (b)												
15.5 Other accident only												
15.6 Medicare Title XVIII exempt from state taxes or fees												
15.7 All other accident and health (b)												
15.8 Federal employees health benefits plan premium (b)												
16. Workers' compensation												
17.1 Other Liability - occurrence												
17.2 Other Liability - claims made												
17.3 Excess workers' compensation												
18. Products liability												
19.1 Private passenger auto no-fault (personal injury protection)												
19.2 Other private passenger auto liability	135,864	154,076		36,282	160,768	57,277	37,995	6,891	5,067	14,148	13,666	17,736
19.3 Commercial auto no-fault (personal injury protection)												
19.4 Other commercial auto liability												
21.1 Private passenger auto physical damage	66,320	75,686		17,681	37,814	34,624	2,997		25	28	6,542	8,334
21.2 Commercial auto physical damage												
22. Aircraft (all perils)												
23. Fidelity												
24. Surety												
26. Burglary and theft												
27. Boiler and machinery												
28. Credit												
29. International												
30. Warranty												
34. Aggregate write-ins for other lines of business												
35. TOTALS (a)	202,184	229,762		53,963	198,582	91,901	40,992	6,891	5,092	14,176	20,208	26,070
DETAILS OF WRITE-INS												
3401.												
3402.												
3403.												
3498. Summary of remaining write-ins for Line 34 from overflow page												
3499. Totals (Lines 3401 thru 3403 plus 3498)(Line 34 above)												

(a) Finance and service charges not included in Lines 1 to 35 \$7,909
(b) For health business on indicated lines report: Number of persons insured under PPO managed care products and number of persons insured under indemnity only products



ANNUAL STATEMENT FOR THE YEAR 2020 OF THE Bristol West Insurance Company
EXHIBIT OF PREMIUMS AND LOSSES (Statutory Page 14)

NAIC Group Code 0069 BUSINESS IN THE STATE OF Oklahoma DURING THE YEAR 2020 NAIC Company Code 19658

Line of Business	Gross Premiums, Including Policy and Membership Fees, Less Return Premiums and Premiums on Policies not Taken		3 Dividends Paid or Credited to Policyholders on Direct Business	4 Direct Unearned Premium Reserves	5 Direct Losses Paid (deducting salvage)	6 Direct Losses Incurred	7 Direct Losses Unpaid	8 Direct Defense and Cost Containment Expense Paid	9 Direct Defense and Cost Containment Expense Incurred	10 Direct Defense and Cost Containment Expense Unpaid	11 Commissions and Brokerage Expenses	12 Taxes, Licenses and Fees
	1 Direct Premiums Written	2 Direct Premiums Earned										
1. Fire												
2.1 Allied lines												
2.2 Multiple peril crop												
2.3 Federal flood												
2.4 Private crop												
2.5 Private flood												
3. Farmowners multiple peril												
4. Homeowners multiple peril												
5.1 Commercial multiple peril (non-liability portion)												
5.2 Commercial multiple peril (liability portion)												
6. Mortgage guaranty												
8. Ocean marine												
9. Inland marine												
10. Financial guaranty												
11. Medical professional liability												
12. Earthquake												
13. Group accident and health (b)												
14. Credit accident and health (group and individual)												
15.1 Collectively renewable accident and health (b)												
15.2 Non-cancelable accident and health(b)												
15.3 Guaranteed renewable accident and health(b)												
15.4 Non-renewable for stated reasons only (b)												
15.5 Other accident only												
15.6 Medicare Title XVIII exempt from state taxes or fees												
15.7 All other accident and health (b)												
15.8 Federal employees health benefits plan premium (b)												
16. Workers' compensation												
17.1 Other Liability - occurrence												
17.2 Other Liability - claims made												
17.3 Excess workers' compensation												
18. Products liability												
19.1 Private passenger auto no-fault (personal injury protection)												
19.2 Other private passenger auto liability	7,993,039	7,608,230		2,070,418	3,231,008	3,325,138	2,680,762	90,900	31,319	262,593	807,725	319,093
19.3 Commercial auto no-fault (personal injury protection)												
19.4 Other commercial auto liability												
21.1 Private passenger auto physical damage	2,869,136	2,692,750		770,791	1,245,864	1,290,196	167,121	41,961	40,637	4,696	298,766	117,010
21.2 Commercial auto physical damage												
22. Aircraft (all perils)												
23. Fidelity												
24. Surety												
26. Burglary and theft												
27. Boiler and machinery												
28. Credit												
29. International												
30. Warranty												
34. Aggregate write-ins for other lines of business												
35. TOTALS (a)	10,862,175	10,300,980		2,841,209	4,476,872	4,615,334	2,847,883	132,861	71,956	267,289	1,106,491	436,103
DETAILS OF WRITE-INS												
3401.												
3402.												
3403.												
3498. Summary of remaining write-ins for Line 34 from overflow page												
3499. Totals (Lines 3401 thru 3403 plus 3498)(Line 34 above)												

(a) Finance and service charges not included in Lines 1 to 35 \$ 557,707
(b) For health business on indicated lines report: Number of persons insured under PPO managed care products and number of persons insured under indemnity only products

19 OK



ANNUAL STATEMENT FOR THE YEAR 2020 OF THE Bristol West Insurance Company

EXHIBIT OF PREMIUMS AND LOSSES (Statutory Page 14)

NAIC Group Code 0069 BUSINESS IN THE STATE OF Oregon DURING THE YEAR 2020 NAIC Company Code 19658

Line of Business	Gross Premiums, Including Policy and Membership Fees, Less Return Premiums and Premiums on Policies not Taken		3	4	5	6	7	8	9	10	11	12
	1	2										
	Direct Premiums Written	Direct Premiums Earned	Dividends Paid or Credited to Policyholders on Direct Business	Direct Unearned Premium Reserves	Direct Losses Paid (deducting salvage)	Direct Losses Incurred	Direct Losses Unpaid	Direct Defense and Cost Containment Expense Paid	Direct Defense and Cost Containment Expense Incurred	Direct Defense and Cost Containment Expense Unpaid	Commissions and Brokerage Expenses	Taxes, Licenses and Fees
1. Fire												
2.1 Allied lines												
2.2 Multiple peril crop												
2.3 Federal flood												
2.4 Private crop												
2.5 Private flood												
3. Farmowners multiple peril												
4. Homeowners multiple peril												
5.1 Commercial multiple peril (non-liability portion)												
5.2 Commercial multiple peril (liability portion)												
6. Mortgage guaranty												
8. Ocean marine												
9. Inland marine												
10. Financial guaranty												
11. Medical professional liability												
12. Earthquake												
13. Group accident and health (b)												
14. Credit accident and health (group and individual)												
15.1 Collectively renewable accident and health (b)												
15.2 Non-cancelable accident and health(b)												
15.3 Guaranteed renewable accident and health(b)												
15.4 Non-renewable for stated reasons only (b)												
15.5 Other accident only												
15.6 Medicare Title XVIII exempt from state taxes or fees												
15.7 All other accident and health (b)												
15.8 Federal employees health benefits plan premium (b)												
16. Workers' compensation												
17.1 Other Liability - occurrence												
17.2 Other Liability - claims made												
17.3 Excess workers' compensation												
18. Products liability												
19.1 Private passenger auto no-fault (personal injury protection)												
19.2 Other private passenger auto liability												
19.3 Commercial auto no-fault (personal injury protection)												
19.4 Other commercial auto liability												
21.1 Private passenger auto physical damage												
21.2 Commercial auto physical damage												
22. Aircraft (all perils)												
23. Fidelity												
24. Surety												
26. Burglary and theft												
27. Boiler and machinery												
28. Credit												
29. International												
30. Warranty												
34. Aggregate write-ins for other lines of business												
35. TOTALS (a)												
DETAILS OF WRITE-INS												
3401.												
3402.												
3403.												
3498. Summary of remaining write-ins for Line 34 from overflow page												
3499. Totals (Lines 3401 thru 3403 plus 3498)(Line 34 above)												

(a) Finance and service charges not included in Lines 1 to 35 \$
(b) For health business on indicated lines report: Number of persons insured under PPO managed care products and number of persons insured under indemnity only products

19 OR



ANNUAL STATEMENT FOR THE YEAR 2020 OF THE Bristol West Insurance Company
EXHIBIT OF PREMIUMS AND LOSSES (Statutory Page 14)

NAIC Group Code 0069 BUSINESS IN THE STATE OF Pennsylvania DURING THE YEAR 2020 NAIC Company Code 19658

Line of Business	Gross Premiums, Including Policy and Membership Fees, Less Return Premiums and Premiums on Policies not Taken		3 Dividends Paid or Credited to Policyholders on Direct Business	4 Direct Unearned Premium Reserves	5 Direct Losses Paid (deducting salvage)	6 Direct Losses Incurred	7 Direct Losses Unpaid	8 Direct Defense and Cost Containment Expense Paid	9 Direct Defense and Cost Containment Expense Incurred	10 Direct Defense and Cost Containment Expense Unpaid	11 Commissions and Brokerage Expenses	12 Taxes, Licenses and Fees
	1 Direct Premiums Written	2 Direct Premiums Earned										
1. Fire												
2.1 Allied lines												
2.2 Multiple peril crop												
2.3 Federal flood												
2.4 Private crop												
2.5 Private flood												
3. Farmowners multiple peril												
4. Homeowners multiple peril												
5.1 Commercial multiple peril (non-liability portion)												
5.2 Commercial multiple peril (liability portion)												
6. Mortgage guaranty												
8. Ocean marine												
9. Inland marine												
10. Financial guaranty												
11. Medical professional liability												
12. Earthquake												
13. Group accident and health (b)												
14. Credit accident and health (group and individual)												
15.1 Collectively renewable accident and health (b)												
15.2 Non-cancelable accident and health(b)												
15.3 Guaranteed renewable accident and health(b)												
15.4 Non-renewable for stated reasons only (b)												
15.5 Other accident only												
15.6 Medicare Title XVIII exempt from state taxes or fees												
15.7 All other accident and health (b)												
15.8 Federal employees health benefits plan premium (b)												
16. Workers' compensation												
17.1 Other Liability - occurrence												
17.2 Other Liability - claims made												
17.3 Excess workers' compensation												
18. Products liability												
19.1 Private passenger auto no-fault (personal injury protection)	8,995,661	9,171,182		2,320,061	4,625,188	4,508,417	2,639,845	249,328	346,574	339,903	941,023	205,192
19.2 Other private passenger auto liability	43,996,575	44,650,783		10,626,769	21,751,396	25,156,990	25,009,342	1,294,382	2,533,678	3,859,557	4,443,185	1,033,905
19.3 Commercial auto no-fault (personal injury protection)	16,314	605		15,709	417	417	417		8	8	1,619	343
19.4 Other commercial auto liability	173,378	10,880		162,498	5,068	5,068	5,068		92	92	16,818	3,651
21.1 Private passenger auto physical damage	15,908,262	16,114,511		4,137,162	8,952,190	9,013,749	884,989	15,667	12,551	4,719	1,574,522	364,762
21.2 Commercial auto physical damage	42,054	1,827		40,227		1,280	1,280		27	27	4,163	884
22. Aircraft (all perils)												
23. Fidelity												
24. Surety												
26. Burglary and theft												
27. Boiler and machinery												
28. Credit												
29. International												
30. Warranty												
34. Aggregate write-ins for other lines of business												
35. TOTALS (a)	69,132,244	69,949,788		17,302,426	35,328,774	38,685,921	28,540,941	1,559,377	2,892,930	4,204,306	6,981,330	1,608,737
DETAILS OF WRITE-INS												
3401.												
3402.												
3403.												
3498. Summary of remaining write-ins for Line 34 from overflow page												
3499. Totals (Lines 3401 thru 3403 plus 3498)(Line 34 above)												

(a) Finance and service charges not included in Lines 1 to 35 \$3,752,320
(b) For health business on indicated lines report: Number of persons insured under PPO managed care products and number of persons insured under indemnity only products



ANNUAL STATEMENT FOR THE YEAR 2020 OF THE Bristol West Insurance Company
EXHIBIT OF PREMIUMS AND LOSSES (Statutory Page 14)

NAIC Group Code 0069 BUSINESS IN THE STATE OF Rhode Island DURING THE YEAR 2020 NAIC Company Code 19658

Line of Business	Gross Premiums, Including Policy and Membership Fees, Less Return Premiums and Premiums on Policies not Taken		3 Dividends Paid or Credited to Policyholders on Direct Business	4 Direct Unearned Premium Reserves	5 Direct Losses Paid (deducting salvage)	6 Direct Losses Incurred	7 Direct Losses Unpaid	8 Direct Defense and Cost Containment Expense Paid	9 Direct Defense and Cost Containment Expense Incurred	10 Direct Defense and Cost Containment Expense Unpaid	11 Commissions and Brokerage Expenses	12 Taxes, Licenses and Fees
	1 Direct Premiums Written	2 Direct Premiums Earned										
1. Fire												
2.1 Allied lines												
2.2 Multiple peril crop												
2.3 Federal flood												
2.4 Private crop												
2.5 Private flood												
3. Farmowners multiple peril												
4. Homeowners multiple peril												
5.1 Commercial multiple peril (non-liability portion)												
5.2 Commercial multiple peril (liability portion)												
6. Mortgage guaranty												
8. Ocean marine												
9. Inland marine												
10. Financial guaranty												
11. Medical professional liability												
12. Earthquake												
13. Group accident and health (b)												
14. Credit accident and health (group and individual)												
15.1 Collectively renewable accident and health (b)												
15.2 Non-cancelable accident and health(b)												
15.3 Guaranteed renewable accident and health(b)												
15.4 Non-renewable for stated reasons only (b)												
15.5 Other accident only												
15.6 Medicare Title XVIII exempt from state taxes or fees												
15.7 All other accident and health (b)												
15.8 Federal employees health benefits plan premium (b)												
16. Workers' compensation												
17.1 Other Liability - occurrence												
17.2 Other Liability - claims made												
17.3 Excess workers' compensation												
18. Products liability												
19.1 Private passenger auto no-fault (personal injury protection)												
19.2 Other private passenger auto liability												
19.3 Commercial auto no-fault (personal injury protection)												
19.4 Other commercial auto liability												
21.1 Private passenger auto physical damage												
21.2 Commercial auto physical damage												
22. Aircraft (all perils)												
23. Fidelity												
24. Surety												
26. Burglary and theft												
27. Boiler and machinery												
28. Credit												
29. International												
30. Warranty												
34. Aggregate write-ins for other lines of business												
35. TOTALS (a)												
DETAILS OF WRITE-INS												
3401.												
3402.												
3403.												
3498. Summary of remaining write-ins for Line 34 from overflow page												
3499. Totals (Lines 3401 thru 3403 plus 3498)(Line 34 above)												

(a) Finance and service charges not included in Lines 1 to 35 \$
(b) For health business on indicated lines report: Number of persons insured under PPO managed care products and number of persons insured under indemnity only products



ANNUAL STATEMENT FOR THE YEAR 2020 OF THE Bristol West Insurance Company
EXHIBIT OF PREMIUMS AND LOSSES (Statutory Page 14)

NAIC Group Code 0069 BUSINESS IN THE STATE OF South Carolina DURING THE YEAR 2020 NAIC Company Code 19658

Line of Business	Gross Premiums, Including Policy and Membership Fees, Less Return Premiums and Premiums on Policies not Taken		3 Dividends Paid or Credited to Policyholders on Direct Business	4 Direct Unearned Premium Reserves	5 Direct Losses Paid (deducting salvage)	6 Direct Losses Incurred	7 Direct Losses Unpaid	8 Direct Defense and Cost Containment Expense Paid	9 Direct Defense and Cost Containment Expense Incurred	10 Direct Defense and Cost Containment Expense Unpaid	11 Commissions and Brokerage Expenses	12 Taxes, Licenses and Fees
	1 Direct Premiums Written	2 Direct Premiums Earned										
1. Fire												
2.1 Allied lines												
2.2 Multiple peril crop												
2.3 Federal flood												
2.4 Private crop												
2.5 Private flood												
3. Farmowners multiple peril												
4. Homeowners multiple peril												
5.1 Commercial multiple peril (non-liability portion)												
5.2 Commercial multiple peril (liability portion)												
6. Mortgage guaranty												
8. Ocean marine												
9. Inland marine												
10. Financial guaranty												
11. Medical professional liability												
12. Earthquake												
13. Group accident and health (b)												
14. Credit accident and health (group and individual)												
15.1 Collectively renewable accident and health (b)												
15.2 Non-cancelable accident and health(b)												
15.3 Guaranteed renewable accident and health(b)												
15.4 Non-renewable for stated reasons only (b)												
15.5 Other accident only												
15.6 Medicare Title XVIII exempt from state taxes or fees												
15.7 All other accident and health (b)												
15.8 Federal employees health benefits plan premium (b)												
16. Workers' compensation												
17.1 Other Liability - occurrence												
17.2 Other Liability - claims made												
17.3 Excess workers' compensation												
18. Products liability												
19.1 Private passenger auto no-fault (personal injury protection)												
19.2 Other private passenger auto liability	9,208,837	9,225,560		2,477,290	5,860,692	5,490,108	4,425,396	130,577	178,057	242,125	854,374	427,539
19.3 Commercial auto no-fault (personal injury protection)												
19.4 Other commercial auto liability												
21.1 Private passenger auto physical damage	2,140,719	2,202,076		571,730	1,071,097	1,017,725	129,281	910	(160)	1,860	193,364	98,972
21.2 Commercial auto physical damage												
22. Aircraft (all perils)												
23. Fidelity												
24. Surety												
26. Burglary and theft												
27. Boiler and machinery												
28. Credit												
29. International												
30. Warranty												
34. Aggregate write-ins for other lines of business												
35. TOTALS (a)	11,349,556	11,427,636		3,049,020	6,931,789	6,507,833	4,554,677	131,487	177,897	243,985	1,047,738	526,511
DETAILS OF WRITE-INS												
3401.												
3402.												
3403.												
3498. Summary of remaining write-ins for Line 34 from overflow page												
3499. Totals (Lines 3401 thru 3403 plus 3498)(Line 34 above)												

(a) Finance and service charges not included in Lines 1 to 35 \$ 358,045
(b) For health business on indicated lines report: Number of persons insured under PPO managed care products and number of persons insured under indemnity only products



ANNUAL STATEMENT FOR THE YEAR 2020 OF THE Bristol West Insurance Company
EXHIBIT OF PREMIUMS AND LOSSES (Statutory Page 14)

NAIC Group Code 0069 BUSINESS IN THE STATE OF South Dakota DURING THE YEAR 2020 NAIC Company Code 19658

Line of Business	Gross Premiums, Including Policy and Membership Fees, Less Return Premiums and Premiums on Policies not Taken		3 Dividends Paid or Credited to Policyholders on Direct Business	4 Direct Unearned Premium Reserves	5 Direct Losses Paid (deducting salvage)	6 Direct Losses Incurred	7 Direct Losses Unpaid	8 Direct Defense and Cost Containment Expense Paid	9 Direct Defense and Cost Containment Expense Incurred	10 Direct Defense and Cost Containment Expense Unpaid	11 Commissions and Brokerage Expenses	12 Taxes, Licenses and Fees
	1 Direct Premiums Written	2 Direct Premiums Earned										
1. Fire												
2.1 Allied lines												
2.2 Multiple peril crop												
2.3 Federal flood												
2.4 Private crop												
2.5 Private flood												
3. Farmowners multiple peril												
4. Homeowners multiple peril												
5.1 Commercial multiple peril (non-liability portion)												
5.2 Commercial multiple peril (liability portion)												
6. Mortgage guaranty												
8. Ocean marine												
9. Inland marine												
10. Financial guaranty												
11. Medical professional liability												
12. Earthquake												
13. Group accident and health (b)												
14. Credit accident and health (group and individual)												
15.1 Collectively renewable accident and health (b)												
15.2 Non-cancelable accident and health(b)												
15.3 Guaranteed renewable accident and health(b)												
15.4 Non-renewable for stated reasons only (b)												
15.5 Other accident only												
15.6 Medicare Title XVIII exempt from state taxes or fees												
15.7 All other accident and health (b)												
15.8 Federal employees health benefits plan premium (b)												
16. Workers' compensation												
17.1 Other Liability - occurrence												
17.2 Other Liability - claims made												
17.3 Excess workers' compensation												
18. Products liability												
19.1 Private passenger auto no-fault (personal injury protection)	393	445		82							36	24
19.2 Other private passenger auto liability	805,295	818,687		208,385	397,563	595,689	533,508	6,124	1,230	28,506	70,637	39,943
19.3 Commercial auto no-fault (personal injury protection)												
19.4 Other commercial auto liability												
21.1 Private passenger auto physical damage	474,123	474,303		123,780	360,058	375,527	47,424		56	403	42,536	23,229
21.2 Commercial auto physical damage												
22. Aircraft (all perils)												
23. Fidelity												
24. Surety												
26. Burglary and theft												
27. Boiler and machinery												
28. Credit												
29. International												
30. Warranty												
34. Aggregate write-ins for other lines of business												
35. TOTALS (a)	1,279,811	1,293,435		332,247	757,621	971,216	580,932	6,124	1,286	28,909	113,209	63,196
DETAILS OF WRITE-INS												
3401.												
3402.												
3403.												
3498. Summary of remaining write-ins for Line 34 from overflow page												
3499. Totals (Lines 3401 thru 3403 plus 3498)(Line 34 above)												

(a) Finance and service charges not included in Lines 1 to 35 \$ 37,823
(b) For health business on indicated lines report: Number of persons insured under PPO managed care products and number of persons insured under indemnity only products



ANNUAL STATEMENT FOR THE YEAR 2020 OF THE Bristol West Insurance Company

EXHIBIT OF PREMIUMS AND LOSSES (Statutory Page 14)

NAIC Group Code 0069 BUSINESS IN THE STATE OF Tennessee DURING THE YEAR 2020 NAIC Company Code 19658

Line of Business	Gross Premiums, Including Policy and Membership Fees, Less Return Premiums and Premiums on Policies not Taken		3	4	5	6	7	8	9	10	11	12
	1	2										
	Direct Premiums Written	Direct Premiums Earned	Dividends Paid or Credited to Policyholders on Direct Business	Direct Unearned Premium Reserves	Direct Losses Paid (deducting salvage)	Direct Losses Incurred	Direct Losses Unpaid	Direct Defense and Cost Containment Expense Paid	Direct Defense and Cost Containment Expense Incurred	Direct Defense and Cost Containment Expense Unpaid	Commissions and Brokerage Expenses	Taxes, Licenses and Fees
1. Fire												
2.1 Allied lines												
2.2 Multiple peril crop												
2.3 Federal flood												
2.4 Private crop												
2.5 Private flood												
3. Farmowners multiple peril												
4. Homeowners multiple peril												
5.1 Commercial multiple peril (non-liability portion)												
5.2 Commercial multiple peril (liability portion)												
6. Mortgage guaranty												
8. Ocean marine												
9. Inland marine												
10. Financial guaranty												
11. Medical professional liability												
12. Earthquake												
13. Group accident and health (b)												
14. Credit accident and health (group and individual)												
15.1 Collectively renewable accident and health (b)												
15.2 Non-cancelable accident and health(b)												
15.3 Guaranteed renewable accident and health(b)												
15.4 Non-renewable for stated reasons only (b)												
15.5 Other accident only												
15.6 Medicare Title XVIII exempt from state taxes or fees												
15.7 All other accident and health (b)												
15.8 Federal employees health benefits plan premium (b)												
16. Workers' compensation												
17.1 Other Liability - occurrence												
17.2 Other Liability - claims made												
17.3 Excess workers' compensation												
18. Products liability												
19.1 Private passenger auto no-fault (personal injury protection)												
19.2 Other private passenger auto liability												
19.3 Commercial auto no-fault (personal injury protection)												
19.4 Other commercial auto liability												
21.1 Private passenger auto physical damage												
21.2 Commercial auto physical damage												
22. Aircraft (all perils)												
23. Fidelity												
24. Surety												
26. Burglary and theft												
27. Boiler and machinery												
28. Credit												
29. International												
30. Warranty												
34. Aggregate write-ins for other lines of business												
35. TOTALS (a)												
DETAILS OF WRITE-INS												
3401.												
3402.												
3403.												
3498. Summary of remaining write-ins for Line 34 from overflow page												
3499. Totals (Lines 3401 thru 3403 plus 3498)(Line 34 above)												

(a) Finance and service charges not included in Lines 1 to 35 \$
(b) For health business on indicated lines report: Number of persons insured under PPO managed care products and number of persons insured under indemnity only products



ANNUAL STATEMENT FOR THE YEAR 2020 OF THE Bristol West Insurance Company
EXHIBIT OF PREMIUMS AND LOSSES (Statutory Page 14)

NAIC Group Code 0069 BUSINESS IN THE STATE OF Utah DURING THE YEAR 2020 NAIC Company Code 19658

Line of Business	Gross Premiums, Including Policy and Membership Fees, Less Return Premiums and Premiums on Policies not Taken		3	4	5	6	7	8	9	10	11	12
	1	2										
	Direct Premiums Written	Direct Premiums Earned	Dividends Paid or Credited to Policyholders on Direct Business	Direct Unearned Premium Reserves	Direct Losses Paid (deducting salvage)	Direct Losses Incurred	Direct Losses Unpaid	Direct Defense and Cost Containment Expense Paid	Direct Defense and Cost Containment Expense Incurred	Direct Defense and Cost Containment Expense Unpaid	Commissions and Brokerage Expenses	Taxes, Licenses and Fees
1. Fire												
2.1 Allied lines												
2.2 Multiple peril crop												
2.3 Federal flood												
2.4 Private crop												
2.5 Private flood												
3. Farmowners multiple peril												
4. Homeowners multiple peril												
5.1 Commercial multiple peril (non-liability portion)												
5.2 Commercial multiple peril (liability portion)												
6. Mortgage guaranty												
8. Ocean marine												
9. Inland marine												
10. Financial guaranty												
11. Medical professional liability												
12. Earthquake												
13. Group accident and health (b)												
14. Credit accident and health (group and individual)												
15.1 Collectively renewable accident and health (b)												
15.2 Non-cancelable accident and health(b)												
15.3 Guaranteed renewable accident and health(b)												
15.4 Non-renewable for stated reasons only (b)												
15.5 Other accident only												
15.6 Medicare Title XVIII exempt from state taxes or fees												
15.7 All other accident and health (b)												
15.8 Federal employees health benefits plan premium (b)												
16. Workers' compensation												
17.1 Other Liability - occurrence												
17.2 Other Liability - claims made												
17.3 Excess workers' compensation												
18. Products liability												
19.1 Private passenger auto no-fault (personal injury protection)	269,667	261,833		83,000	181,845	250,670	(11,138)	175	(1,560)	1,510	27,051	6,559
19.2 Other private passenger auto liability	3,403,125	3,363,852		968,329	1,803,576	1,478,131	1,495,971	29,515	(9,185)	81,475	332,278	84,459
19.3 Commercial auto no-fault (personal injury protection)												
19.4 Other commercial auto liability												
21.1 Private passenger auto physical damage	1,142,961	1,092,574		351,076	686,127	680,090	66,280	826	(1,679)	1,400	116,076	27,780
21.2 Commercial auto physical damage												
22. Aircraft (all perils)												
23. Fidelity												
24. Surety												
26. Burglary and theft												
27. Boiler and machinery												
28. Credit												
29. International												
30. Warranty												
34. Aggregate write-ins for other lines of business												
35. TOTALS (a)	4,815,753	4,718,259		1,402,405	2,671,548	2,408,891	1,551,113	30,516	(12,424)	84,385	475,405	118,798
DETAILS OF WRITE-INS												
3401.												
3402.												
3403.												
3498. Summary of remaining write-ins for Line 34 from overflow page												
3499. Totals (Lines 3401 thru 3403 plus 3498)(Line 34 above)												

(a) Finance and service charges not included in Lines 1 to 35 \$ 196,798
(b) For health business on indicated lines report: Number of persons insured under PPO managed care products and number of persons insured under indemnity only products



ANNUAL STATEMENT FOR THE YEAR 2020 OF THE Bristol West Insurance Company

EXHIBIT OF PREMIUMS AND LOSSES (Statutory Page 14)

NAIC Group Code 0069 BUSINESS IN THE STATE OF Vermont DURING THE YEAR 2020 NAIC Company Code 19658

Line of Business	Gross Premiums, Including Policy and Membership Fees, Less Return Premiums and Premiums on Policies not Taken		3	4	5	6	7	8	9	10	11	12
	1	2										
	Direct Premiums Written	Direct Premiums Earned	Dividends Paid or Credited to Policyholders on Direct Business	Direct Unearned Premium Reserves	Direct Losses Paid (deducting salvage)	Direct Losses Incurred	Direct Losses Unpaid	Direct Defense and Cost Containment Expense Paid	Direct Defense and Cost Containment Expense Incurred	Direct Defense and Cost Containment Expense Unpaid	Commissions and Brokerage Expenses	Taxes, Licenses and Fees
1. Fire												
2.1 Allied lines												
2.2 Multiple peril crop												
2.3 Federal flood												
2.4 Private crop												
2.5 Private flood												
3. Farmowners multiple peril												
4. Homeowners multiple peril												
5.1 Commercial multiple peril (non-liability portion)												
5.2 Commercial multiple peril (liability portion)												
6. Mortgage guaranty												
8. Ocean marine												
9. Inland marine												
10. Financial guaranty												
11. Medical professional liability												
12. Earthquake												
13. Group accident and health (b)												
14. Credit accident and health (group and individual)												
15.1 Collectively renewable accident and health (b)												
15.2 Non-cancelable accident and health(b)												
15.3 Guaranteed renewable accident and health(b)												
15.4 Non-renewable for stated reasons only (b)												
15.5 Other accident only												
15.6 Medicare Title XVIII exempt from state taxes or fees												
15.7 All other accident and health (b)												
15.8 Federal employees health benefits plan premium (b)												
16. Workers' compensation												
17.1 Other Liability - occurrence												
17.2 Other Liability - claims made												
17.3 Excess workers' compensation												
18. Products liability												
19.1 Private passenger auto no-fault (personal injury protection)												
19.2 Other private passenger auto liability												
19.3 Commercial auto no-fault (personal injury protection)												
19.4 Other commercial auto liability												
21.1 Private passenger auto physical damage												
21.2 Commercial auto physical damage												
22. Aircraft (all perils)												
23. Fidelity												
24. Surety												
26. Burglary and theft												
27. Boiler and machinery												
28. Credit												
29. International												
30. Warranty												
34. Aggregate write-ins for other lines of business												
35. TOTALS (a)												
DETAILS OF WRITE-INS												
3401.												
3402.												
3403.												
3498. Summary of remaining write-ins for Line 34 from overflow page												
3499. Totals (Lines 3401 thru 3403 plus 3498)(Line 34 above)												

(a) Finance and service charges not included in Lines 1 to 35 \$
(b) For health business on indicated lines report: Number of persons insured under PPO managed care products and number of persons insured under indemnity only products



ANNUAL STATEMENT FOR THE YEAR 2020 OF THE Bristol West Insurance Company
EXHIBIT OF PREMIUMS AND LOSSES (Statutory Page 14)

NAIC Group Code 0069 BUSINESS IN THE STATE OF Virginia DURING THE YEAR 2020 NAIC Company Code 19658

Line of Business	Gross Premiums, Including Policy and Membership Fees, Less Return Premiums and Premiums on Policies not Taken		3 Dividends Paid or Credited to Policyholders on Direct Business	4 Direct Unearned Premium Reserves	5 Direct Losses Paid (deducting salvage)	6 Direct Losses Incurred	7 Direct Losses Unpaid	8 Direct Defense and Cost Containment Expense Paid	9 Direct Defense and Cost Containment Expense Incurred	10 Direct Defense and Cost Containment Expense Unpaid	11 Commissions and Brokerage Expenses	12 Taxes, Licenses and Fees
	1 Direct Premiums Written	2 Direct Premiums Earned										
1. Fire												
2.1 Allied lines												
2.2 Multiple peril crop												
2.3 Federal flood												
2.4 Private crop												
2.5 Private flood												
3. Farmowners multiple peril												
4. Homeowners multiple peril												
5.1 Commercial multiple peril (non-liability portion)												
5.2 Commercial multiple peril (liability portion)												
6. Mortgage guaranty												
8. Ocean marine												
9. Inland marine												
10. Financial guaranty												
11. Medical professional liability												
12. Earthquake												
13. Group accident and health (b)												
14. Credit accident and health (group and individual)												
15.1 Collectively renewable accident and health (b)												
15.2 Non-cancelable accident and health(b)												
15.3 Guaranteed renewable accident and health(b)												
15.4 Non-renewable for stated reasons only (b)												
15.5 Other accident only												
15.6 Medicare Title XVIII exempt from state taxes or fees												
15.7 All other accident and health (b)												
15.8 Federal employees health benefits plan premium (b)												
16. Workers' compensation												
17.1 Other Liability - occurrence												
17.2 Other Liability - claims made												
17.3 Excess workers' compensation												
18. Products liability												
19.1 Private passenger auto no-fault (personal injury protection)	2,617	2,369		787							283	.89
19.2 Other private passenger auto liability	7,775,706	7,265,472		2,343,845	3,614,517	4,876,771	3,397,383	80,271	213,771	335,584	775,265	249,034
19.3 Commercial auto no-fault (personal injury protection)												
19.4 Other commercial auto liability												
21.1 Private passenger auto physical damage	3,375,050	3,061,752		1,042,306	1,816,086	1,927,488	261,807	932	1,123	1,678	355,209	117,988
21.2 Commercial auto physical damage												
22. Aircraft (all perils)												
23. Fidelity												
24. Surety												
26. Burglary and theft												
27. Boiler and machinery												
28. Credit												
29. International												
30. Warranty												
34. Aggregate write-ins for other lines of business												
35. TOTALS (a)	11,153,373	10,329,593		3,386,938	5,430,603	6,804,259	3,659,190	81,203	214,894	337,262	1,130,757	367,111
DETAILS OF WRITE-INS												
3401.												
3402.												
3403.												
3498. Summary of remaining write-ins for Line 34 from overflow page												
3499. Totals (Lines 3401 thru 3403 plus 3498)(Line 34 above)												

(a) Finance and service charges not included in Lines 1 to 35 \$ 440,305
(b) For health business on indicated lines report: Number of persons insured under PPO managed care products and number of persons insured under indemnity only products



ANNUAL STATEMENT FOR THE YEAR 2020 OF THE Bristol West Insurance Company
EXHIBIT OF PREMIUMS AND LOSSES (Statutory Page 14)

NAIC Group Code 0069 BUSINESS IN THE STATE OF West Virginia DURING THE YEAR 2020 NAIC Company Code 19658

Line of Business	Gross Premiums, Including Policy and Membership Fees, Less Return Premiums and Premiums on Policies not Taken		3 Dividends Paid or Credited to Policyholders on Direct Business	4 Direct Unearned Premium Reserves	5 Direct Losses Paid (deducting salvage)	6 Direct Losses Incurred	7 Direct Losses Unpaid	8 Direct Defense and Cost Containment Expense Paid	9 Direct Defense and Cost Containment Expense Incurred	10 Direct Defense and Cost Containment Expense Unpaid	11 Commissions and Brokerage Expenses	12 Taxes, Licenses and Fees
	1 Direct Premiums Written	2 Direct Premiums Earned										
1. Fire												
2.1 Allied lines												
2.2 Multiple peril crop												
2.3 Federal flood												
2.4 Private crop												
2.5 Private flood												
3. Farmowners multiple peril												
4. Homeowners multiple peril												
5.1 Commercial multiple peril (non-liability portion)												
5.2 Commercial multiple peril (liability portion)												
6. Mortgage guaranty												
8. Ocean marine												
9. Inland marine												
10. Financial guaranty												
11. Medical professional liability												
12. Earthquake												
13. Group accident and health (b)												
14. Credit accident and health (group and individual)												
15.1 Collectively renewable accident and health (b)												
15.2 Non-cancelable accident and health(b)												
15.3 Guaranteed renewable accident and health(b)												
15.4 Non-renewable for stated reasons only (b)												
15.5 Other accident only												
15.6 Medicare Title XVIII exempt from state taxes or fees												
15.7 All other accident and health (b)												
15.8 Federal employees health benefits plan premium (b)												
16. Workers' compensation												
17.1 Other Liability - occurrence												
17.2 Other Liability - claims made												
17.3 Excess workers' compensation												
18. Products liability												
19.1 Private passenger auto no-fault (personal injury protection)												
19.2 Other private passenger auto liability												
19.3 Commercial auto no-fault (personal injury protection)												
19.4 Other commercial auto liability												
21.1 Private passenger auto physical damage												
21.2 Commercial auto physical damage												
22. Aircraft (all perils)												
23. Fidelity												
24. Surety												
26. Burglary and theft												
27. Boiler and machinery												
28. Credit												
29. International												
30. Warranty												
34. Aggregate write-ins for other lines of business												
35. TOTALS (a)												
DETAILS OF WRITE-INS												
3401.												
3402.												
3403.												
3498. Summary of remaining write-ins for Line 34 from overflow page												
3499. Totals (Lines 3401 thru 3403 plus 3498)(Line 34 above)												

(a) Finance and service charges not included in Lines 1 to 35 \$
(b) For health business on indicated lines report: Number of persons insured under PPO managed care products and number of persons insured under indemnity only products



ANNUAL STATEMENT FOR THE YEAR 2020 OF THE Bristol West Insurance Company
EXHIBIT OF PREMIUMS AND LOSSES (Statutory Page 14)

NAIC Group Code 0069 BUSINESS IN THE STATE OF Wisconsin DURING THE YEAR 2020 NAIC Company Code 19658

Line of Business	Gross Premiums, Including Policy and Membership Fees, Less Return Premiums and Premiums on Policies not Taken		3 Dividends Paid or Credited to Policyholders on Direct Business	4 Direct Unearned Premium Reserves	5 Direct Losses Paid (deducting salvage)	6 Direct Losses Incurred	7 Direct Losses Unpaid	8 Direct Defense and Cost Containment Expense Paid	9 Direct Defense and Cost Containment Expense Incurred	10 Direct Defense and Cost Containment Expense Unpaid	11 Commissions and Brokerage Expenses	12 Taxes, Licenses and Fees
	1 Direct Premiums Written	2 Direct Premiums Earned										
1. Fire												
2.1 Allied lines												
2.2 Multiple peril crop												
2.3 Federal flood												
2.4 Private crop												
2.5 Private flood												
3. Farmowners multiple peril												
4. Homeowners multiple peril												
5.1 Commercial multiple peril (non-liability portion)												
5.2 Commercial multiple peril (liability portion)												
6. Mortgage guaranty												
8. Ocean marine												
9. Inland marine												
10. Financial guaranty												
11. Medical professional liability												
12. Earthquake												
13. Group accident and health (b)												
14. Credit accident and health (group and individual)												
15.1 Collectively renewable accident and health (b)												
15.2 Non-cancelable accident and health(b)												
15.3 Guaranteed renewable accident and health(b)												
15.4 Non-renewable for stated reasons only (b)												
15.5 Other accident only												
15.6 Medicare Title XVIII exempt from state taxes or fees												
15.7 All other accident and health (b)												
15.8 Federal employees health benefits plan premium (b)												
16. Workers' compensation												
17.1 Other Liability - occurrence												
17.2 Other Liability - claims made												
17.3 Excess workers' compensation												
18. Products liability												
19.1 Private passenger auto no-fault (personal injury protection)												
19.2 Other private passenger auto liability	3,140,114	3,053,286		795,008	1,362,075	1,556,642	1,508,348	38,644	19,630	72,501	268,888	118,973
19.3 Commercial auto no-fault (personal injury protection)												
19.4 Other commercial auto liability												
21.1 Private passenger auto physical damage	1,758,693	1,685,988		469,308	715,086	747,032	93,574	17,606	25,004	7,438	142,295	67,057
21.2 Commercial auto physical damage												
22. Aircraft (all perils)												
23. Fidelity												
24. Surety												
26. Burglary and theft												
27. Boiler and machinery												
28. Credit												
29. International												
30. Warranty												
34. Aggregate write-ins for other lines of business												
35. TOTALS (a)	4,898,807	4,739,274		1,264,316	2,077,161	2,303,674	1,601,922	56,250	44,634	79,939	411,183	186,030
DETAILS OF WRITE-INS												
3401.												
3402.												
3403.												
3498. Summary of remaining write-ins for Line 34 from overflow page												
3499. Totals (Lines 3401 thru 3403 plus 3498)(Line 34 above)												

(a) Finance and service charges not included in Lines 1 to 35 \$ 243,529
(b) For health business on indicated lines report: Number of persons insured under PPO managed care products and number of persons insured under indemnity only products



ANNUAL STATEMENT FOR THE YEAR 2020 OF THE Bristol West Insurance Company

EXHIBIT OF PREMIUMS AND LOSSES (Statutory Page 14)

NAIC Group Code 0069 BUSINESS IN THE STATE OF Grand Total DURING THE YEAR 2020 NAIC Company Code 19658

Line of Business	Gross Premiums, Including Policy and Membership Fees, Less Return Premiums and Premiums on Policies not Taken		3	4	5	6	7	8	9	10	11	12
	1	2										
	Direct Premiums Written	Direct Premiums Earned	Dividends Paid or Credited to Policyholders on Direct Business	Direct Unearned Premium Reserves	Direct Losses Paid (deducting salvage)	Direct Losses Incurred	Direct Losses Unpaid	Direct Defense and Cost Containment Expense Paid	Direct Defense and Cost Containment Expense Incurred	Direct Defense and Cost Containment Expense Unpaid	Commissions and Brokerage Expenses	Taxes, Licenses and Fees
1. Fire												
2.1 Allied lines												
2.2 Multiple peril crop												
2.3 Federal flood												
2.4 Private crop												
2.5 Private flood												
3. Farmowners multiple peril												
4. Homeowners multiple peril												
5.1 Commercial multiple peril (non-liability portion)												
5.2 Commercial multiple peril (liability portion)												
6. Mortgage guaranty												
8. Ocean marine												
9. Inland marine												
10. Financial guaranty												
11. Medical professional liability												
12. Earthquake												
13. Group accident and health (b)												
14. Credit accident and health (group and individual)												
15.1 Collectively renewable accident and health (b)												
15.2 Non-cancelable accident and health(b)												
15.3 Guaranteed renewable accident and health(b)												
15.4 Non-renewable for stated reasons only (b)												
15.5 Other accident only												
15.6 Medicare Title XVIII exempt from state taxes or fees												
15.7 All other accident and health (b)												
15.8 Federal employees health benefits plan premium (b)												
16. Workers' compensation												
17.1 Other Liability - occurrence												
17.2 Other Liability - claims made												
17.3 Excess workers' compensation												
18. Products liability												
19.1 Private passenger auto no-fault (personal injury protection)	11,505,869	11,678,484		3,051,359	10,794,203	9,367,686	8,224,803	372,500	433,522	409,095	1,192,057	303,724
19.2 Other private passenger auto liability	210,495,819	209,038,565		54,620,126	110,738,944	116,973,102	109,831,976	3,904,125	5,896,540	9,658,805	21,215,072	5,873,649
19.3 Commercial auto no-fault (personal injury protection)	16,314	605		15,709		417	417		8	8	1,619	343
19.4 Other commercial auto liability	173,378	10,880		162,498		5,068	5,068		92	92	16,818	3,651
21.1 Private passenger auto physical damage	95,119,084	93,074,220		26,038,881	46,177,233	46,567,164	5,962,115	121,628	156,211	109,779	9,777,066	2,466,311
21.2 Commercial auto physical damage	42,054	1,827		40,227		1,280	1,280		27	27	4,163	884
22. Aircraft (all perils)												
23. Fidelity												
24. Surety												
26. Burglary and theft												
27. Boiler and machinery												
28. Credit												
29. International												
30. Warranty												
34. Aggregate write-ins for other lines of business												
35. TOTALS (a)	317,352,518	313,804,581		83,928,800	167,710,380	172,914,717	124,025,659	4,398,253	6,486,400	10,177,806	32,206,795	8,648,562
DETAILS OF WRITE-INS												
3401.												
3402.												
3403.												
3498. Summary of remaining write-ins for Line 34 from overflow page												
3499. Totals (Lines 3401 thru 3403 plus 3498)(Line 34 above)												

(a) Finance and service charges not included in Lines 1 to 35 \$14,255,888
(b) For health business on indicated lines report: Number of persons insured under PPO managed care products and number of persons insured under indemnity only products

Schedule F - Part 1 - Assumed Reinsurance

N O N E

Schedule F - Part 2 - Premium Portfolio Reinsurance Effected or (Canceled)

N O N E

ANNUAL STATEMENT FOR THE YEAR 2020 OF THE Bristol West Insurance Company

SCHEDULE F - PART 3

Ceded Reinsurance as of December 31, Current Year (\$000 Omitted)

1 ID Number	2 NAIC Com- pany Code	3 Name of Reinsurer	4 Domiciliary Jurisdiction	5 Special Code	6 Reinsurance Premiums Ceded	Reinsurance Recoverable On									16 Amount in Dispute included in Column 15	Reinsurance Payable		19 Net Amount Recoverable From Reinsurers Cols. 15 - [17 + 18]	20 Funds Held by Company Under Reinsurance Treaties
						7 Paid Losses	8 Paid LAE	9 Known Case Loss Reserves	10 Known Case LAE Reserves	11 IBNR Loss Reserves	12 IBNR LAE Reserves	13 Unearned Premiums	14 Contingent Commis- sions	15 Columns 7 through 14 Totals		17 Ceded Balances Payable	18 Other Amounts Due to Reinsurers		
95-2575893	21652	Farmers Insurance Exchange	CA		317,353	16,716	2,727	65,667		53,548	18,370	83,929		240,958		108,854		132,105	
0399999. Total Authorized - Affiliates - U.S. Non-Pool - Other					317,353	16,716	2,727	65,667		53,548	18,370	83,929		240,958		108,854		132,105	
0499999. Total Authorized - Affiliates - U.S. Non-Pool					317,353	16,716	2,727	65,667		53,548	18,370	83,929		240,958		108,854		132,105	
0799999. Total Authorized - Affiliates - Other (Non-U.S.)																			
0899999. Total Authorized - Affiliates					317,353	16,716	2,727	65,667		53,548	18,370	83,929		240,958		108,854		132,105	
AA-9991159	00000	Michigan Catastrophic Claims Association	MI			2,225		3,165		756				6,146				6,146	
1099999. Total Authorized - Pools - Mandatory Pools						2,225		3,165		756				6,146				6,146	
1499999. Total Authorized Excluding Protected Cells (Sum of 0899999, 0999999, 1099999, 1199999 and 1299999)					317,353	18,941	2,727	68,833		54,304	18,370	83,929		247,104		108,854		138,250	
1899999. Total Unauthorized - Affiliates - U.S. Non-Pool																			
2199999. Total Unauthorized - Affiliates - Other (Non-U.S.)																			
2299999. Total Unauthorized - Affiliates																			
2899999. Total Unauthorized Excluding Protected Cells (Sum of 2299999, 2399999, 2499999, 2599999 and 2699999)																			
3299999. Total Certified - Affiliates - U.S. Non-Pool																			
3599999. Total Certified - Affiliates - Other (Non-U.S.)																			
3699999. Total Certified - Affiliates																			
4299999. Total Certified Excluding Protected Cells (Sum of 3699999, 3799999, 3899999, 3999999 and 4099999)																			
4699999. Total Reciprocal Jurisdiction - Affiliates - U.S. Non-Pool																			
4999999. Total Reciprocal Jurisdiction - Affiliates - Other (Non-U.S.)																			
5099999. Total Reciprocal Jurisdiction - Affiliates																			
5699999. Total Reciprocal Jurisdiction Excluding Protected Cells (Sum of 5099999, 5199999, 5299999, 5399999 and 5499999)																			
5799999. Total Authorized, Unauthorized, Reciprocal Jurisdiction and Certified Excluding Protected Cells (Sum of 1499999, 2899999, 4299999 and 5699999)					317,353	18,941	2,727	68,833		54,304	18,370	83,929		247,104		108,854		138,250	
5899999. Total Protected Cells (Sum of 1399999, 2799999, 4199999 and 5599999)																			
9999999 Totals					317,353	18,941	2,727	68,833		54,304	18,370	83,929		247,104		108,854		138,250	

ANNUAL STATEMENT FOR THE YEAR 2020 OF THE Bristol West Insurance Company

SCHEDULE F - PART 3 (Continued)

Ceded Reinsurance as of December 31, Current Year (\$000 Omitted)
(Credit Risk)

ID Number From Col. 1	Name of Reinsurer From Col. 3	Collateral				25	26	27	Ceded Reinsurance Credit Risk								
		21	22	23	24				28	29	30	31	32	33	34	35	36
		Multiple Beneficiary Trusts	Letters of Credit	Issuing or Confirming Bank Reference Number	Single Beneficiary Trusts & Other Allowable Collateral	Total Funds Held, Payables & Collateral	Net Recoverable Net of Funds Held & Collateral	Applicable Sch. F Penalty (Col. 78)	Total Amount Recoverable from Reinsurers Less Penalty (Cols. 15-27)	Stressed Recoverable (Col. 28 * 120%)	Reinsurance Payable & Funds Held (Cols. 17+18+20; but not in excess of Col. 29)	Stressed Net Recoverable (Cols. 29-30)	Total Collateral (Cols. 21+22 + 24, not in Excess of Col. 31)	Stressed Net Recoverable Net of Collateral Offsets (Cols. 31-32)	Reinsurer Designation Equivalent	Credit Risk on Collateralized Recoverables (Col. 32 * Factor Applicable to Reinsurer Designation Equivalent in Col. 34)	Credit Risk on Un- collateralized Recoverables (Col. 33 * Factor Applicable to Reinsurer Designation Equivalent in Col. 34)
95-2575893	Farmers Insurance Exchange					108,854	132,105		XXX	XXX	XXX	XXX	XXX	XXX	XXX	XXX	XXX
0399999. Total Authorized - Affiliates - U.S. Non-Pool - Other				XXX		108,854	132,105		XXX	XXX	XXX	XXX	XXX	XXX	XXX	XXX	XXX
0499999. Total Authorized - Affiliates - U.S. Non-Pool				XXX		108,854	132,105		XXX	XXX	XXX	XXX	XXX	XXX	XXX	XXX	XXX
0799999. Total Authorized - Affiliates - Other (Non-U.S.)				XXX											XXX		
0899999. Total Authorized - Affiliates				XXX		108,854	132,105								XXX		
AA-9991159	Michigan Catastrophic Claims Association						6,146		XXX	XXX	XXX	XXX	XXX	XXX	XXX	XXX	XXX
1099999. Total Authorized - Pools - Mandatory Pools				XXX			6,146		XXX	XXX	XXX	XXX	XXX	XXX	XXX	XXX	XXX
1499999. Total Authorized Excluding Protected Cells (Sum of 0899999, 0999999, 1099999, 1199999 and 1299999)				XXX		108,854	138,250								XXX		
1899999. Total Unauthorized - Affiliates - U.S. Non-Pool				XXX					XXX	XXX	XXX	XXX	XXX	XXX	XXX	XXX	XXX
2199999. Total Unauthorized - Affiliates - Other (Non-U.S.)				XXX											XXX		
2299999. Total Unauthorized - Affiliates				XXX											XXX		
2899999. Total Unauthorized Excluding Protected Cells (Sum of 2299999, 2399999, 2499999, 2599999 and 2699999)				XXX											XXX		
3299999. Total Certified - Affiliates - U.S. Non-Pool				XXX					XXX	XXX	XXX	XXX	XXX	XXX	XXX	XXX	XXX
3599999. Total Certified - Affiliates - Other (Non-U.S.)				XXX											XXX		
3699999. Total Certified - Affiliates				XXX											XXX		
4299999. Total Certified Excluding Protected Cells (Sum of 3699999, 3799999, 3899999, 3999999 and 4099999)				XXX											XXX		
4699999. Total Reciprocal Jurisdiction - Affiliates - U.S. Non-Pool				XXX					XXX	XXX	XXX	XXX	XXX	XXX	XXX	XXX	XXX
4999999. Total Reciprocal Jurisdiction - Affiliates - Other (Non-U.S.)				XXX											XXX		
5099999. Total Reciprocal Jurisdiction - Affiliates				XXX											XXX		
5699999. Total Reciprocal Jurisdiction Excluding Protected Cells (Sum of 5099999, 5199999, 5299999, 5399999 and 5499999)				XXX											XXX		
5799999. Total Authorized, Unauthorized, Reciprocal Jurisdiction and Certified Excluding Protected Cells (Sum of 1499999, 2899999, 4299999 and 5699999)				XXX		108,854	138,250								XXX		
5899999. Total Protected Cells (Sum of 1399999, 2799999, 4199999 and 5599999)				XXX					XXX	XXX	XXX	XXX	XXX	XXX	XXX	XXX	XXX
9999999 Totals				XXX		108,854	138,250								XXX		

ANNUAL STATEMENT FOR THE YEAR 2020 OF THE Bristol West Insurance Company

SCHEDULE F - PART 3 (Continued)

Ceded Reinsurance as of December 31, Current Year (\$000 Omitted)

(Aging of Ceded Reinsurance)

ID Number From Col. 1	Name of Reinsurer From Col. 3	Reinsurance Recoverable on Paid Losses and Paid Loss Adjustment Expenses							44 Total Recoverable on Paid Losses & LAE Amounts in Dispute Included in Col. 43	45 Recoverable on Paid Losses & LAE Over 90 Days Past Due Amounts in Dispute Included in Cols. 40 & 41	46 Total Recoverable on Paid Losses & LAE Amounts Not in Dispute (Cols 43-44)	47 Recoverable on Paid Losses & LAE Over 90 Days Past Due Amounts Not in Dispute (Cols. 40 + 41 - 45)	48 Amounts Received Prior 90 Days	49 Percentage Overdue Col. 42/Col. 43	50 Percentage of Amounts More Than 90 Days Overdue Not in Dispute (Col. 47/[Cols. 46+48])	51 Percentage More Than 120 Days Overdue (Col. 41/ Col. 43)	52 Is the Amount in Col. 50 Less Than 20%? (Yes or No)	53 Amounts in Col. 47 for Reinsurers with Values Less Than 20% in Col. 50	
		37 Current	Overdue					43 Total Due Cols. 37+42 (In total should equal Cols. 7+8)											
			38 1 - 29 Days	39 30 - 90 Days	40 91 - 120 Days	41 Over 120 Days	42 Total Overdue Cols. 38+39 +40+41												
95-2575893 ...	Farmers Insurance Exchange	19,444						19,444			19,444		46,079					YES	
0399999. Total Authorized - Affiliates - U.S. Non-Pool - Other		19,444						19,444			19,444		46,079					XXX	
0499999. Total Authorized - Affiliates - U.S. Non-Pool		19,444						19,444			19,444		46,079					XXX	
0799999. Total Authorized - Affiliates - Other (Non-U.S.)																		XXX	
0899999. Total Authorized - Affiliates		19,444						19,444			19,444		46,079					XXX	
AA-9991159 ...	Michigan Catastrophic Claims Association	2,225						2,225			2,225		929					YES	
1099999. Total Authorized - Pools - Mandatory Pools		2,225						2,225			2,225		929					XXX	
1499999. Total Authorized Excluding Protected Cells (Sum of 0899999, 0999999, 1099999, 1199999 and 1299999)		21,668						21,668			21,668		47,009					XXX	
1899999. Total Unauthorized - Affiliates - U.S. Non-Pool																		XXX	
2199999. Total Unauthorized - Affiliates - Other (Non-U.S.)																		XXX	
2299999. Total Unauthorized - Affiliates																		XXX	
2899999. Total Unauthorized Excluding Protected Cells (Sum of 2299999, 2399999, 2499999, 2599999 and 2699999)																		XXX	
3299999. Total Certified - Affiliates - U.S. Non-Pool																		XXX	
3599999. Total Certified - Affiliates - Other (Non-U.S.)																		XXX	
3699999. Total Certified - Affiliates																		XXX	
4299999. Total Certified Excluding Protected Cells (Sum of 3699999, 3799999, 3899999, 3999999 and 4099999)																		XXX	
4699999. Total Reciprocal Jurisdiction - Affiliates - U.S. Non-Pool																		XXX	
4999999. Total Reciprocal Jurisdiction - Affiliates - Other (Non-U.S.)																		XXX	
5099999. Total Reciprocal Jurisdiction - Affiliates																		XXX	
5699999. Total Reciprocal Jurisdiction Excluding Protected Cells (Sum of 5099999, 5199999, 5299999, 5399999 and 5499999)																		XXX	
5799999. Total Authorized, Unauthorized, Reciprocal Jurisdiction and Certified Excluding Protected Cells (Sum of 1499999, 2899999, 4299999 and 5699999)		21,668						21,668			21,668		47,009					XXX	
5899999. Total Protected Cells (Sum of 1399999, 2799999, 4199999 and 5599999)																		XXX	
9999999 Totals		21,668						21,668			21,668		47,009					XXX	

ANNUAL STATEMENT FOR THE YEAR 2020 OF THE Bristol West Insurance Company

SCHEDULE F - PART 3 (Continued)

Ceded Reinsurance as of December 31, Current Year (\$000 Omitted)
(Provision for Reinsurance for Certified Reinsurers)

ID Number From Col. 1	Name of Reinsurer From Col. 3	Provision for Certified Reinsurance														Complete if Col. 52 = "No"; Otherwise Enter 0		69 Provision for Overdue Reinsurance Ceded to Certified Reinsurers (Greater of [Col. 62 + Col. 65] or Col.68; not to Exceed Col. 63)
		54	55	56	57	58	59	60 Percent of Collateral Provided for Net Recoverables Subject to Collateral Requirements ([Col. 20 + Col. 21 + Col. 22 + Col. 24] / Col. 58)	61 Percent Credit Allowed on Net Recoverables Subject to Collateral Requirements (Col. 60 / Col. 56, not to exceed 100%)	62 20% of Recoverable on Paid Losses & LAE Over 90 Days Past Due Amounts in Dispute (Col. 45 * 20%)	63 Amount of Credit Allowed for Net Recoverables (Col. 57 + [Col. 58 * Col. 61])	64 Provision for Reinsurance with Certified Reinsurers Due to Collateral Deficiency (Col. 19 - Col. 63)	65 20% of Recoverable on Paid Losses & LAE Over 90 Days Past Due Amounts Not in Dispute (Col. 47 * 20%)	66 Total Collateral Provided (Col. 20 + Col. 21 + Col. 22 + Col. 24, not to Exceed Col. 63)		67 Net Unsecured Recoverable for Which Credit is Allowed (Col. 63 - Col. 66)	68 20% of Amount in Col. 67	
		Certified Reinsurer Rating (1 through 6)	Effective Date of Certified Reinsurer Rating	Percent Collateral Required for Full Credit (0% through 100%)	Catastrophe Recoverables Qualifying for Collateral Deferral	Net Recoverables Subject to Collateral Requirements for Full Credit (Col. 19 - Col. 57)	Dollar Amount of Collateral Required (Col. 56 * Col. 58)											
95-2575893	Farmers Insurance Exchange	XXX	XXX	XXX	XXX	XXX	XXX	XXX	XXX	XXX	XXX	XXX	XXX	XXX	XXX	XXX	XXX	XXX
0399999. Total Authorized - Affiliates - U.S. Non-Pool - Other				XXX	XXX	XXX	XXX	XXX	XXX	XXX	XXX	XXX	XXX	XXX	XXX	XXX	XXX	XXX
0499999. Total Authorized - Affiliates - U.S. Non-Pool				XXX	XXX	XXX	XXX	XXX	XXX	XXX	XXX	XXX	XXX	XXX	XXX	XXX	XXX	XXX
0799999. Total Authorized - Affiliates - Other (Non-U.S.)				XXX	XXX	XXX	XXX	XXX	XXX	XXX	XXX	XXX	XXX	XXX	XXX	XXX	XXX	XXX
0899999. Total Authorized - Affiliates				XXX	XXX	XXX	XXX	XXX	XXX	XXX	XXX	XXX	XXX	XXX	XXX	XXX	XXX	XXX
AA-9991159	Michigan Catastrophic Claims Association	XXX	XXX	XXX	XXX	XXX	XXX	XXX	XXX	XXX	XXX	XXX	XXX	XXX	XXX	XXX	XXX	XXX
1099999. Total Authorized - Pools - Mandatory Pools				XXX	XXX	XXX	XXX	XXX	XXX	XXX	XXX	XXX	XXX	XXX	XXX	XXX	XXX	XXX
1499999. Total Authorized Excluding Protected Cells (Sum of 0899999, 0999999, 1099999, 1199999 and 1299999)				XXX	XXX	XXX	XXX	XXX	XXX	XXX	XXX	XXX	XXX	XXX	XXX	XXX	XXX	XXX
1899999. Total Unauthorized - Affiliates - U.S. Non-Pool				XXX	XXX	XXX	XXX	XXX	XXX	XXX	XXX	XXX	XXX	XXX	XXX	XXX	XXX	XXX
2199999. Total Unauthorized - Affiliates - Other (Non-U.S.)				XXX	XXX	XXX	XXX	XXX	XXX	XXX	XXX	XXX	XXX	XXX	XXX	XXX	XXX	XXX
2299999. Total Unauthorized - Affiliates				XXX	XXX	XXX	XXX	XXX	XXX	XXX	XXX	XXX	XXX	XXX	XXX	XXX	XXX	XXX
2899999. Total Unauthorized Excluding Protected Cells (Sum of 2299999, 2399999, 2499999, 2599999 and 2699999)				XXX	XXX	XXX	XXX	XXX	XXX	XXX	XXX	XXX	XXX	XXX	XXX	XXX	XXX	XXX
3299999. Total Certified - Affiliates - U.S. Non-Pool				XXX				XXX	XXX									
3599999. Total Certified - Affiliates - Other (Non-U.S.)				XXX				XXX	XXX									
3699999. Total Certified - Affiliates				XXX				XXX	XXX									
4299999. Total Certified Excluding Protected Cells (Sum of 3699999, 3799999, 3899999, 3999999 and 4099999)				XXX				XXX	XXX									
4699999. Total Reciprocal Jurisdiction - Affiliates - U.S. Non-Pool				XXX	XXX	XXX	XXX	XXX	XXX	XXX	XXX	XXX	XXX	XXX	XXX	XXX	XXX	XXX
4999999. Total Reciprocal Jurisdiction - Affiliates - Other (Non-U.S.)				XXX	XXX	XXX	XXX	XXX	XXX	XXX	XXX	XXX	XXX	XXX	XXX	XXX	XXX	XXX
5099999. Total Reciprocal Jurisdiction - Affiliates				XXX	XXX	XXX	XXX	XXX	XXX	XXX	XXX	XXX	XXX	XXX	XXX	XXX	XXX	XXX
5699999. Total Reciprocal Jurisdiction Excluding Protected Cells (Sum of 5099999, 5199999, 5299999, 5399999 and 5499999)				XXX	XXX	XXX	XXX	XXX	XXX	XXX	XXX	XXX	XXX	XXX	XXX	XXX	XXX	XXX
5799999. Total Authorized, Unauthorized, Reciprocal Jurisdiction and Certified Excluding Protected Cells (Sum of 1499999, 2899999, 4299999 and 5699999)				XXX				XXX	XXX									
5899999. Total Protected Cells (Sum of 1399999, 2799999, 4199999 and 5599999)				XXX				XXX	XXX									
9999999 Totals				XXX				XXX	XXX									

ANNUAL STATEMENT FOR THE YEAR 2020 OF THE Bristol West Insurance Company

SCHEDULE F - PART 3 (Continued)

Ceded Reinsurance as of December 31, Current Year (\$000 Omitted)
(Total Provision for Reinsurance)

ID Number From Col. 1	Name of Reinsurer From Col. 3	70 20% of Recoverable on Paid Losses & LAE Over 90 Days past Due Amounts Not in Dispute (Col. 47 * 20%)	Provision for Unauthorized Reinsurance		Provision for Overdue Authorized and Reciprocal Jurisdiction Reinsurance		Total Provision for Reinsurance			
			71	72	73 Complete if Col. 52 = "Yes"; Otherwise Enter 0	74 Complete if Col. 52 = "No"; Otherwise Enter 0	75	76	77	78
			Provision for Reinsurance with Unauthorized Reinsurers Due to Collateral Deficiency (Col. 26)	Provision for Overdue Reinsurance from Unauthorized Reinsurers and Amounts in Dispute (Col. 70 + 20% of the Amount in Col. 16)	20% of Recoverable on Paid Losses & LAE Over 90 Days Past Due Amounts Not in Dispute + 20% of Amounts in Dispute ([Col. 47 * 20%] + [Col. 45 * 20%])	Greater of 20% of Net Recoverable Net of Funds Held & Collateral, or 20% of Recoverable on Paid Losses & LAE Over 90 Days Past Due (Greater of Col. 26 * 20% or Cols. [40 + 41] * 20%)	Provision for Amounts Ceded to Authorized and Reciprocal Jurisdiction Reinsurers (Cols. 73 + 74)	Provision for Amounts Ceded to Unauthorized Reinsurers (Cols. 71 + 72 Not in Excess of Col. 15)	Provision for Amounts Ceded to Certified Reinsurers (Cols. 64 + 69)	Total Provision for Reinsurance (Cols. 75 + 76 + 77)
95-2575893	Farmers Insurance Exchange		XXX	XXX				XXX	XXX	
0399999	Total Authorized - Affiliates - U.S. Non-Pool - Other		XXX	XXX				XXX	XXX	
0499999	Total Authorized - Affiliates - U.S. Non-Pool		XXX	XXX				XXX	XXX	
0799999	Total Authorized - Affiliates - Other (Non-U.S.)		XXX	XXX				XXX	XXX	
0899999	Total Authorized - Affiliates		XXX	XXX				XXX	XXX	
AA-9991159	Michigan Catastrophic Claims Association		XXX	XXX				XXX	XXX	
1099999	Total Authorized - Pools - Mandatory Pools		XXX	XXX				XXX	XXX	
1499999	Total Authorized Excluding Protected Cells (Sum of 0899999, 0999999, 1099999, 1199999 and 1299999)		XXX	XXX				XXX	XXX	
1899999	Total Unauthorized - Affiliates - U.S. Non-Pool				XXX	XXX	XXX		XXX	
2199999	Total Unauthorized - Affiliates - Other (Non-U.S.)				XXX	XXX	XXX		XXX	
2299999	Total Unauthorized - Affiliates				XXX	XXX	XXX		XXX	
2899999	Total Unauthorized Excluding Protected Cells (Sum of 2299999, 2399999, 2499999, 2599999 and 2699999)				XXX	XXX	XXX		XXX	
3299999	Total Certified - Affiliates - U.S. Non-Pool	XXX	XXX	XXX	XXX	XXX	XXX	XXX		
3599999	Total Certified - Affiliates - Other (Non-U.S.)	XXX	XXX	XXX	XXX	XXX	XXX	XXX		
3699999	Total Certified - Affiliates	XXX	XXX	XXX	XXX	XXX	XXX	XXX		
4299999	Total Certified Excluding Protected Cells (Sum of 3699999, 3799999, 3899999, 3999999 and 4099999)	XXX	XXX	XXX	XXX	XXX	XXX	XXX		
4699999	Total Reciprocal Jurisdiction - Affiliates - U.S. Non-Pool		XXX	XXX				XXX	XXX	
4999999	Total Reciprocal Jurisdiction - Affiliates - Other (Non-U.S.)		XXX	XXX				XXX	XXX	
5099999	Total Reciprocal Jurisdiction - Affiliates		XXX	XXX				XXX	XXX	
5699999	Total Reciprocal Jurisdiction Excluding Protected Cells (Sum of 5099999, 5199999, 5299999, 5399999 and 5499999)		XXX	XXX				XXX	XXX	
5799999	Total Authorized, Unauthorized, Reciprocal Jurisdiction and Certified Excluding Protected Cells (Sum of 1499999, 2899999, 4299999 and 5699999)									
5899999	Total Protected Cells (Sum of 1399999, 2799999, 4199999 and 5599999)									
9999999	Totals									

ANNUAL STATEMENT FOR THE YEAR 2020 OF THE Bristol West Insurance Company

SCHEDULE F - PART 4

Issuing or Confirming Banks for Letters of Credit from Schedule F, Part 3 (\$000 Omitted)

1 Issuing or Confirming Bank Reference Number Used in Col. 23 of Sch F Part 3	2 Letters of Credit Code	3 American Bankers Association (ABA) Routing Number	4 Issuing or Confirming Bank Name	5 Letters of Credit Amount
			NONE	
Total				

ANNUAL STATEMENT FOR THE YEAR 2020 OF THE Bristol West Insurance Company

SCHEDULE F - PART 5

Interrogatories for Schedule F, Part 3 (000 Omitted)

A. Report the five largest provisional commission rates included in the cedant's reinsurance treaties. The commission rate to be reported is by contract with ceded premium in excess of \$50,000:

	1	2	3
	Name of Reinsurer	Commission Rate	Ceded Premium
1.			
2.			
3.			
4.			
5.			

B. Report the five largest reinsurance recoverables reported in Schedule F, Part 3, Column 15, due from any one reinsurer (based on the total recoverables, Schedule F, Part 3,Line 9999999, Column 15), the amount of ceded premium, and indicate whether the recoverables are due from an affiliated insurer.

	1	2	3	4
	Name of Reinsurer	Total Recoverables	Ceded Premiums	Affiliated
6.	Farmers Insurance Exchange	240,958	317,353	Yes [X] No []
7.	Michigan Catastrophic Claims Association	6,146		Yes [] No [X]
8.				Yes [] No []
9.				Yes [] No []
10.				Yes [] No []

NOTE: Disclosure of the five largest provisional commission rates should exclude mandatory pools and joint underwriting associations.

SCHEDULE F - PART 6

Restatement of Balance Sheet to Identify Net Credit for Reinsurance

	1 As Reported (Net of Ceded)	2 Restatement Adjustments	3 Restated (Gross of Ceded)
ASSETS (Page 2, Col. 3)			
1. Cash and invested assets (Line 12)	77,330,650		77,330,650
2. Premiums and considerations (Line 15)	67,108,408		67,108,408
3. Reinsurance recoverable on loss and loss adjustment expense payments (Line 16.1)	21,668,443	(19,443,515)	2,224,928
4. Funds held by or deposited with reinsured companies (Line 16.2)			
5. Other assets	948,794		948,794
6. Net amount recoverable from reinsurers		132,104,583	132,104,583
7. Protected cell assets (Line 27)			
8. Totals (Line 28)	167,056,295	112,661,068	279,717,363
LIABILITIES (Page 3)			
9. Losses and loss adjustment expenses (Lines 1 through 3)	889,237	137,585,856	138,475,093
10. Taxes, expenses, and other obligations (Lines 4 through 8)	3,929,472		3,929,472
11. Unearned premiums (Line 9)		83,928,800	83,928,800
12. Advance premiums (Line 10)	1,087,980		1,087,980
13. Dividends declared and unpaid (Line 11.1 and 11.2)			
14. Ceded reinsurance premiums payable (net of ceding commissions (Line 12)	108,853,588	(108,853,588)	
15. Funds held by company under reinsurance treaties (Line 13)			
16. Amounts withheld or retained by company for account of others (Line 14)	268		268
17. Provision for reinsurance (Line 16)			
18. Other liabilities	4,660,461		4,660,461
19. Total liabilities excluding protected cell business (Line 26)	119,421,006	112,661,068	232,082,074
20. Protected cell liabilities (Line 27)			
21. Surplus as regards policyholders (Line 37)	47,635,289	XXX	47,635,289
22. Totals (Line 38)	167,056,295	112,661,068	279,717,363

NOTE: Is the restatement of this exhibit the result of grossing up balances ceded to affiliates under 100 percent reinsurance or pooling arrangements? Yes [X] No []

If yes, give full explanation: Bristol West Insurance Company cedes 100% of its business, after other reinsurance, to Farmers Insurance Exchange, an affiliate domiciled in California.

Schedule H - Part 1 - Analysis of Underwriting Operations

N O N E

Schedule H - Part 2 - Reserves and Liabilities

N O N E

Schedule H - Part 3 - Test of Prior Year's Claim Reserves and Liabilities

N O N E

Schedule H - Part 4 - Reinsurance

N O N E

Schedule H - Part 5 - Health Claims

N O N E

ANNUAL STATEMENT FOR THE YEAR 2020 OF THE Bristol West Insurance Company

SCHEDULE P - PART 1A - HOMEOWNERS/FARMOWNERS

(\$000 OMITTED)

Years in Which Premiums Were Earned and Losses Were Incurred	Premiums Earned			Loss and Loss Expense Payments								12
	1	2	3	Loss Payments		Defense and Cost Containment Payments		Adjusting and Other Payments		10	11	Number of Claims Reported Direct and Assumed
	Direct and Assumed	Ceded	Net (1 - 2)	4	5	6	7	8	9	Salvage and Subrogation Received	Total Net Paid Cols (4 - 5 + 6 - 7 + 8 - 9)	
1. Prior.....	XXX	XXX	XXX									XXX
2. 2011.....												
3. 2012.....												
4. 2013.....												
5. 2014.....												
6. 2015.....												
7. 2016.....												
8. 2017.....												
9. 2018.....												
10. 2019.....												
11. 2020.....												
12. Totals	XXX	XXX	XXX									XXX

NONE

	Losses Unpaid				Defense and Cost Containment Unpaid				Adjusting and Other Unpaid		23 Salvage and Subrogation Anticipated	24 Total Net Losses and Expenses Unpaid	25 Number of Claims Outstanding Direct and Assumed
	Case Basis		Bulk + IBNR		Case Basis		Bulk + IBNR		Adjusting and Other Unpaid				
	13 Direct and Assumed	14 Ceded	15 Direct and Assumed	16 Ceded	17 Direct and Assumed	18 Ceded	19 Direct and Assumed	20 Ceded	21 Direct and Assumed	22 Ceded			
1. Prior.....													
2. 2011.....													
3. 2012.....													
4. 2013.....													
5. 2014.....													
6. 2015.....													
7. 2016.....													
8. 2017.....													
9. 2018.....													
10. 2019.....													
11. 2020.....													
12. Totals													

NONE

	Total Losses and Loss Expenses Incurred			Loss and Loss Expense Percentage (Incurred /Premiums Earned)			Nontabular Discount		34 Inter-Company Pooling Participation Percentage	Net Balance Sheet Reserves After Discount	
	26 Direct and Assumed	27 Ceded	28 Net	29 Direct and Assumed	30 Ceded	31 Net	32 Loss	33 Loss Expense		35 Losses Unpaid	36 Loss Expenses Unpaid
1. Prior.....	XXX	XXX	XXX	XXX	XXX	XXX			XXX		
2. 2011.....											
3. 2012.....											
4. 2013.....											
5. 2014.....											
6. 2015.....											
7. 2016.....											
8. 2017.....											
9. 2018.....											
10. 2019.....											
11. 2020.....											
12. Totals	XXX	XXX	XXX	XXX	XXX	XXX			XXX		

NONE

ANNUAL STATEMENT FOR THE YEAR 2020 OF THE Bristol West Insurance Company

SCHEDULE P - PART 1B - PRIVATE PASSENGER AUTO LIABILITY/MEDICAL

(\$000 OMITTED)

Years in Which Premiums Were Earned and Losses Were Incurred	Premiums Earned			Loss and Loss Expense Payments								12
	1 Direct and Assumed	2 Ceded	3 Net (1 - 2)	Loss Payments		Defense and Cost Containment Payments		Adjusting and Other Payments		10	11	Number of Claims Reported Direct and Assumed
				4 Direct and Assumed	5 Ceded	6 Direct and Assumed	7 Ceded	8 Direct and Assumed	9 Ceded	Salvage and Subrogation Received	Total Net Paid Cols (4 - 5 + 6 - 7 + 8 - 9)	
1. Prior.....	XXX	XXX	XXX	4,898	4,707	278	239	170	48	11	352	XXX
2. 2011.....	179,535	179,535		115,012	115,012	4,417	4,417	22,088	22,088			44,532
3. 2012.....	173,288	173,288		115,459	115,459	4,377	4,377	20,117	20,117			44,729
4. 2013.....	150,268	150,268		92,807	92,807	4,033	4,033	13,519	13,519			35,550
5. 2014.....	134,029	134,029		82,397	82,397	2,935	2,935	11,502	11,502			27,878
6. 2015.....	143,443	143,443		89,198	89,198	2,883	2,883	11,391	11,391			30,030
7. 2016.....	150,520	150,520		90,798	90,798	2,748	2,748	10,871	10,871			29,685
8. 2017.....	171,011	171,011		91,829	91,829	3,047	3,047	11,755	11,755			28,576
9. 2018.....	203,324	203,324		102,576	102,576	2,882	2,882	13,441	13,441			33,911
10. 2019.....	216,446	216,446		100,093	100,093	1,469	1,469	14,145	14,145			37,382
11. 2020.....	220,717	220,717		54,360	54,360	539	539	9,780	9,780			33,477
12. Totals	XXX	XXX	XXX	939,427	939,236	29,608	29,569	138,779	138,656	11	352	XXX

	Losses Unpaid				Defense and Cost Containment Unpaid				Adjusting and Other Unpaid		23	24	25
	Case Basis		Bulk + IBNR		Case Basis		Bulk + IBNR						
	13	14	15	16	17	18	19	20	21	22			
	Direct and Assumed	Ceded	Direct and Assumed	Ceded	Direct and Assumed	Ceded	Direct and Assumed	Ceded	Direct and Assumed	Ceded			
1. Prior.....	4,396	3,507										889	
2. 2011.....	104	104	10	10			9	9	1	1			3
3. 2012.....	55	55	308	308			14	14	3	3			5
4. 2013.....	18	18	66	66			29	29	2	2			3
5. 2014.....	267	267	43	43			34	34	7	7			5
6. 2015.....	506	506	222	222			69	69	14	14			14
7. 2016.....	1,161	1,161	358	358			171	171	38	38			45
8. 2017.....	2,377	2,377	771	771			454	454	82	82			101
9. 2018.....	6,776	6,776	2,545	2,545			1,332	1,332	269	269			333
10. 2019.....	16,281	16,281	8,736	8,736			3,231	3,231	849	849			1,101
11. 2020.....	34,450	34,450	38,605	38,605			4,725	4,725	5,453	5,453			5,717
12. Totals	66,391	65,502	51,665	51,665			10,068	10,068	6,719	6,719		889	7,327

	Total Losses and Loss Expenses Incurred			Loss and Loss Expense Percentage (Incurred /Premiums Earned)			Nontabular Discount		34 Inter-Company Pooling Participation Percentage	Net Balance Sheet Reserves After Discount	
	26	27	28	29	30	31	32	33		35	36
	Direct and Assumed	Ceded	Net	Direct and Assumed	Ceded	Net	Loss	Loss Expense		Losses Unpaid	Loss Expenses Unpaid
1. Prior.....	XXX	XXX	XXX	XXX	XXX	XXX			XXX	889	
2. 2011.....	141,641	141,641		78.9	78.9						
3. 2012.....	140,333	140,333		81.0	81.0						
4. 2013.....	110,474	110,474		73.5	73.5						
5. 2014.....	97,185	97,185		72.5	72.5						
6. 2015.....	104,282	104,282		72.7	72.7						
7. 2016.....	106,146	106,146		70.5	70.5						
8. 2017.....	110,315	110,315		64.5	64.5						
9. 2018.....	129,822	129,822		63.8	63.8						
10. 2019.....	144,803	144,803		66.9	66.9						
11. 2020.....	147,912	147,912		67.0	67.0						
12. Totals	XXX	XXX	XXX	XXX	XXX	XXX			XXX	889	

ANNUAL STATEMENT FOR THE YEAR 2020 OF THE Bristol West Insurance Company

SCHEDULE P - PART 1C - COMMERCIAL AUTO/TRUCK LIABILITY/MEDICAL

(\$000 OMITTED)

Years in Which Premiums Were Earned and Losses Were Incurred	Premiums Earned			Loss and Loss Expense Payments								12
	1 Direct and Assumed	2 Ceded	3 Net (1 - 2)	Loss Payments		Defense and Cost Containment Payments		Adjusting and Other Payments		10 Salvage and Subrogation Received	11 Total Net Paid Cols (4 - 5 + 6 - 7 + 8 - 9)	Number of Claims Reported Direct and Assumed
				4	5	6	7	8	9			
				Direct and Assumed	Ceded	Direct and Assumed	Ceded	Direct and Assumed	Ceded			
1. Prior.....	XXX	XXX	XXX									XXX
2. 2011.....												
3. 2012.....												
4. 2013.....												
5. 2014.....												
6. 2015.....												
7. 2016.....												
8. 2017.....												
9. 2018.....												
10. 2019.....												
11. 2020.....	11	11										
12. Totals	XXX	XXX	XXX									XXX

	Losses Unpaid				Defense and Cost Containment Unpaid				Adjusting and Other Unpaid		23	24	25
	Case Basis		Bulk + IBNR		Case Basis		Bulk + IBNR		Adjusting and Other Unpaid		Salvage and Subrogation Anticipated	Total Net Losses and Expenses Unpaid	Number of Claims Outstanding Direct and Assumed
	13	14	15	16	17	18	19	20	21	22			
	Direct and Assumed	Ceded	Direct and Assumed	Ceded	Direct and Assumed	Ceded	Direct and Assumed	Ceded	Direct and Assumed	Ceded			
1. Prior.....													
2. 2011.....													
3. 2012.....													
4. 2013.....													
5. 2014.....													
6. 2015.....													
7. 2016.....													
8. 2017.....													
9. 2018.....													
10. 2019.....													
11. 2020.....			5	5									
12. Totals			5	5									

	Total Losses and Loss Expenses Incurred			Loss and Loss Expense Percentage (Incurred /Premiums Earned)			Nontabular Discount		34 Inter-Company Pooling Participation Percentage	Net Balance Sheet Reserves After Discount	
	26	27	28	29	30	31	32	33		35	36
	Direct and Assumed	Ceded	Net	Direct and Assumed	Ceded	Net	Loss	Loss Expense		Losses Unpaid	Loss Expenses Unpaid
1. Prior.....	XXX	XXX	XXX	XXX	XXX	XXX			XXX		
2. 2011.....											
3. 2012.....											
4. 2013.....											
5. 2014.....											
6. 2015.....											
7. 2016.....											
8. 2017.....											
9. 2018.....											
10. 2019.....											
11. 2020.....	5	5		46.0	46.0						
12. Totals	XXX	XXX	XXX	XXX	XXX	XXX			XXX		

Schedule P - Part 1D - Workers' Compensation (Excluding Excess Workers' Compensation)

N O N E

Schedule P - Part 1E - Commercial Multiple Peril

N O N E

Schedule P - Part 1F - Section 1 - Medical Professional Liability - Occurrence

N O N E

Schedule P - Part 1F - Section 2 - Medical Professional Liability - Claims-Made

N O N E

Schedule P - Part 1G - Special Liability (Ocean Marine, Aircraft (all perils), Boiler and Machinery)

N O N E

Schedule P - Part 1H - Section 1 - Other Liability - Occurrence

N O N E

Schedule P - Part 1H - Section 2 - Other Liability - Claims-Made

N O N E

Schedule P - Part 1I - Special Property (Fire, Allied Lines...)

N O N E

ANNUAL STATEMENT FOR THE YEAR 2020 OF THE Bristol West Insurance Company

SCHEDULE P - PART 1J - AUTO PHYSICAL DAMAGE

(\$000 OMITTED)

Years in Which Premiums Were Earned and Losses Were Incurred	Premiums Earned			Loss and Loss Expense Payments								12
	1 Direct and Assumed	2 Ceded	3 Net (1 - 2)	Loss Payments		Defense and Cost Containment Payments		Adjusting and Other Payments		10 Salvage and Subrogation Received	11 Total Net Paid Cols (4 - 5 + 6 - 7 + 8 - 9)	Number of Claims Reported Direct and Assumed
				4 Direct and Assumed	5 Ceded	6 Direct and Assumed	7 Ceded	8 Direct and Assumed	9 Ceded			
1. Prior.....	XXX	XXX	XXX	(259)	(181)	43	43	49	43	78	(72)	XXX
2. 2019.....	88,814	88,814		52,068	52,068	85	85	8,101	8,101			26,839
3. 2020.....	93,076	93,076		41,543	41,543	56	56	6,164	6,164			22,306
4. Totals	XXX	XXX	XXX	93,352	93,430	184	184	14,314	14,308	78	(72)	XXX

	Losses Unpaid				Defense and Cost Containment Unpaid				Adjusting and Other Unpaid		23	24	25
	Case Basis		Bulk + IBNR		Case Basis		Bulk + IBNR						
	13	14	15	16	17	18	19	20	21	22			
	Direct and Assumed	Ceded	Direct and Assumed	Ceded	Direct and Assumed	Ceded	Direct and Assumed	Ceded	Direct and Assumed	Ceded			
1. Prior	6	6	(89)	(89)			20	20	71	71			3
2. 2019	11	11	(186)	(186)			23	23	97	97			9
3. 2020	3,313	3,313	2,908	2,908			67	67	1,306	1,306			1,224
4. Totals	3,330	3,330	2,633	2,633			110	110	1,474	1,474			1,236

	Total Losses and Loss Expenses Incurred			Loss and Loss Expense Percentage (Incurred /Premiums Earned)			Nontabular Discount		34 Inter-Company Pooling Participation Percentage	Net Balance Sheet Reserves After Discount	
	26	27	28	29	30	31	32	33		35	36
	Direct and Assumed	Ceded	Net	Direct and Assumed	Ceded	Net	Loss	Loss Expense		Losses Unpaid	Loss Expenses Unpaid
1. Prior.....	XXX	XXX	XXX	XXX	XXX	XXX			XXX		
2. 2019.....	60,199	60,199		67.8	67.8						
3. 2020.....	55,356	55,356		59.5	59.5						
4. Totals	XXX	XXX	XXX	XXX	XXX	XXX			XXX		

Schedule P - Part 1K - Fidelity/Surety

N O N E

Schedule P - Part 1L - Other (Including Credit, Accident and Health)

N O N E

Schedule P - Part 1M - International

N O N E

Schedule P - Part 1N - Reinsurance - Nonproportional Assumed Property

N O N E

Schedule P - Part 1O - Reinsurance - Nonproportional Assumed Liability

N O N E

Schedule P - Part 1P - Reinsurance - Nonproportional Assumed Financial Lines

N O N E

Schedule P - Part 1R - Section 1 - Products Liability - Occurrence

N O N E

Schedule P - Part 1R - Section 2 - Products Liability - Claims-Made

N O N E

Schedule P - Part 1S - Financial Guaranty/Mortgage Guaranty

N O N E

Schedule P - Part 1T - Warranty

N O N E

ANNUAL STATEMENT FOR THE YEAR 2020 OF THE Bristol West Insurance Company

SCHEDULE P - PART 2A - HOMEOWNERS/FAROWNERS

Years in Which Losses Were Incurred	INCURRED NET LOSSES AND DEFENSE AND COST CONTAINMENT EXPENSES REPORTED AT YEAR END (\$000 OMITTED)										DEVELOPMENT	
	1 2011	2 2012	3 2013	4 2014	5 2015	6 2016	7 2017	8 2018	9 2019	10 2020	11 One Year	12 Two Year
1. Prior.....												
2. 2011.....												
3. 2012.....	XXX											
4. 2013.....	XXX	XXX										
5. 2014.....	XXX	XXX	XXX									
6. 2015.....	XXX	XXX	XXX	XXX								
7. 2016.....	XXX	XXX	XXX	XXX	XXX							
8. 2017.....	XXX	XXX	XXX	XXX	XXX	XXX						
9. 2018.....	XXX	XXX	XXX	XXX	XXX	XXX	XXX					
10. 2019.....	XXX	XXX	XXX	XXX	XXX	XXX	XXX	XXX				XXX
11. 2020.....	XXX	XXX	XXX	XXX	XXX	XXX	XXX	XXX	XXX		XXX	XXX
12. Totals												

SCHEDULE P - PART 2B - PRIVATE PASSENGER AUTO LIABILITY/MEDICAL

1. Prior.....	3,793	5,030	7,179	6,657	6,482	6,566	6,530	6,598	6,564	6,576	12	(22)
2. 2011.....												
3. 2012.....	XXX											
4. 2013.....	XXX	XXX										
5. 2014.....	XXX	XXX	XXX									
6. 2015.....	XXX	XXX	XXX	XXX								
7. 2016.....	XXX	XXX	XXX	XXX	XXX							
8. 2017.....	XXX	XXX	XXX	XXX	XXX	XXX						
9. 2018.....	XXX	XXX	XXX	XXX	XXX	XXX	XXX					
10. 2019.....	XXX	XXX	XXX	XXX	XXX	XXX	XXX	XXX				XXX
11. 2020.....	XXX	XXX	XXX	XXX	XXX	XXX	XXX	XXX	XXX		XXX	XXX
12. Totals											12	(22)

SCHEDULE P - PART 2C - COMMERCIAL AUTO/TRUCK LIABILITY/MEDICAL

1. Prior.....												
2. 2011.....												
3. 2012.....	XXX											
4. 2013.....	XXX	XXX										
5. 2014.....	XXX	XXX	XXX									
6. 2015.....	XXX	XXX	XXX	XXX								
7. 2016.....	XXX	XXX	XXX	XXX	XXX							
8. 2017.....	XXX	XXX	XXX	XXX	XXX	XXX						
9. 2018.....	XXX	XXX	XXX	XXX	XXX	XXX	XXX					
10. 2019.....	XXX	XXX	XXX	XXX	XXX	XXX	XXX	XXX				XXX
11. 2020.....	XXX	XXX	XXX	XXX	XXX	XXX	XXX	XXX	XXX		XXX	XXX
12. Totals												

SCHEDULE P - PART 2D - WORKERS' COMPENSATION
(EXCLUDING EXCESS WORKERS' COMPENSATION)

1. Prior.....												
2. 2011.....												
3. 2012.....	XXX											
4. 2013.....	XXX	XXX										
5. 2014.....	XXX	XXX	XXX									
6. 2015.....	XXX	XXX	XXX	XXX								
7. 2016.....	XXX	XXX	XXX	XXX	XXX							
8. 2017.....	XXX	XXX	XXX	XXX	XXX	XXX						
9. 2018.....	XXX	XXX	XXX	XXX	XXX	XXX	XXX					
10. 2019.....	XXX	XXX	XXX	XXX	XXX	XXX	XXX	XXX				XXX
11. 2020.....	XXX	XXX	XXX	XXX	XXX	XXX	XXX	XXX	XXX		XXX	XXX
12. Totals												

SCHEDULE P - PART 2E - COMMERCIAL MULTIPLE PERIL

1. Prior.....												
2. 2011.....												
3. 2012.....	XXX											
4. 2013.....	XXX	XXX										
5. 2014.....	XXX	XXX	XXX									
6. 2015.....	XXX	XXX	XXX	XXX								
7. 2016.....	XXX	XXX	XXX	XXX	XXX							
8. 2017.....	XXX	XXX	XXX	XXX	XXX	XXX						
9. 2018.....	XXX	XXX	XXX	XXX	XXX	XXX	XXX					
10. 2019.....	XXX	XXX	XXX	XXX	XXX	XXX	XXX	XXX				XXX
11. 2020.....	XXX	XXX	XXX	XXX	XXX	XXX	XXX	XXX	XXX		XXX	XXX
12. Totals												

Schedule P - Part 2F - Section 1 - Medical Professional Liability - Occurrence

N O N E

Schedule P - Part 2F - Section 2 - Medical Professional Liability - Claims-Made

N O N E

Schedule P - Part 2G - Special Liability (Ocean Marine, Aircraft (all perils), Boiler and Machinery)

N O N E

Schedule P - Part 2H - Section 1 - Other Liability - Occurrence

N O N E

Schedule P - Part 2H - Section 2- Other Liability - Claims-Made

N O N E

ANNUAL STATEMENT FOR THE YEAR 2020 OF THE Bristol West Insurance Company

SCHEDULE P - PART 2I - SPECIAL PROPERTY (FIRE, ALLIED LINES, INLAND MARINE, EARTHQUAKE, BURGLARY, AND THEFT)

Years in Which Losses Were Incurred	INCURRED NET LOSSES AND DEFENSE AND COST CONTAINMENT EXPENSES REPORTED AT YEAR END (\$000 OMITTED)										DEVELOPMENT	
	1 2011	2 2012	3 2013	4 2014	5 2015	6 2016	7 2017	8 2018	9 2019	10 2020	11 One Year	12 Two Year
1. Prior.....	XXX	XXX	XXX	XXX	XXX	XXX	XXX	XXX				
2. 2019.....	XXX	XXX	XXX	XXX	XXX	XXX	XXX	XXX				XXX
3. 2020.....	XXX	XXX	XXX	XXX	XXX	XXX	XXX	XXX	XXX		XXX	XXX
4. Totals												

SCHEDULE P - PART 2J - AUTO PHYSICAL DAMAGE

1. Prior.....	XXX	XXX	XXX	XXX	XXX	XXX	XXX		(26)	(104)	(78)	(103)
2. 2019.....	XXX	XXX	XXX	XXX	XXX	XXX	XXX	XXX				XXX
3. 2020.....	XXX	XXX	XXX	XXX	XXX	XXX	XXX	XXX	XXX		XXX	XXX
4. Totals											(78)	(103)

SCHEDULE P - PART 2K - FIDELITY/SURETY

1. Prior.....	XXX	XXX	XXX	XXX	XXX	XXX	XXX					
2. 2019.....	XXX	XXX	XXX	XXX	XXX	XXX	XXX	XXX				XXX
3. 2020.....	XXX	XXX	XXX	XXX	XXX	XXX	XXX	XXX	XXX		XXX	XXX
4. Totals												

SCHEDULE P - PART 2L - OTHER (INCLUDING CREDIT, ACCIDENT AND HEALTH)

1. Prior.....	XXX	XXX	XXX	XXX	XXX	XXX	XXX					
2. 2019.....	XXX	XXX	XXX	XXX	XXX	XXX	XXX	XXX				XXX
3. 2020.....	XXX	XXX	XXX	XXX	XXX	XXX	XXX	XXX	XXX		XXX	XXX
4. Totals												

SCHEDULE P - PART 2M - INTERNATIONAL

1. Prior.....												
2. 2011.....												
3. 2012.....	XXX											
4. 2013.....	XXX	XXX										
5. 2014.....	XXX	XXX	XXX									
6. 2015.....	XXX	XXX	XXX	XXX								
7. 2016.....	XXX	XXX	XXX	XXX	XXX							
8. 2017.....	XXX	XXX	XXX	XXX	XXX	XXX						
9. 2018.....	XXX	XXX	XXX	XXX	XXX	XXX	XXX					
10. 2019.....	XXX	XXX	XXX	XXX	XXX	XXX	XXX	XXX				XXX
11. 2020.....	XXX	XXX	XXX	XXX	XXX	XXX	XXX	XXX	XXX		XXX	XXX
12. Totals												

Schedule P - Part 2N - Reinsurance - Nonproportional Assumed Property

N O N E

Schedule P - Part 2O - Reinsurance - Nonproportional Assumed Liability

N O N E

Schedule P - Part 2P - Reinsurance - Nonproportional Assumed Financial Lines

N O N E

Schedule P - Part 2R - Section 1 - Products Liability - Occurrence

N O N E

Schedule P - Part 2R - Section 2 - Products Liability - Claims-Made

N O N E

Schedule P - Part 2S - Financial Guaranty/Mortgage Guaranty

N O N E

Schedule P - Part 2T - Warranty

N O N E

SCHEDULE P - PART 3A - HOMEOWNERS/FARMOWNERS

Years in Which Losses Were Incurred	CUMULATIVE PAID NET LOSSES AND DEFENSE AND COST CONTAINMENT EXPENSES REPORTED AT YEAR END (\$000 OMITTED)										11 Number of Claims Closed With Loss Payment	12 Number of Claims Closed Without Loss Payment
	1	2	3	4	5	6	7	8	9	10		
	2011	2012	2013	2014	2015	2016	2017	2018	2019	2020		
1. Prior.....	.000											
2. 2011.....												
3. 2012.....	XXX											
4. 2013.....	XXX	XXX										
5. 2014.....	XXX	XXX	XXX									
6. 2015.....	XXX	XXX	XXX	XXX								
7. 2016.....	XXX	XXX	XXX	XXX	XXX							
8. 2017.....	XXX	XXX	XXX	XXX	XXX	XXX						
9. 2018.....	XXX	XXX	XXX	XXX	XXX	XXX	XXX					
10. 2019.....	XXX	XXX	XXX	XXX	XXX	XXX	XXX	XXX				
11. 2020.....	XXX	XXX	XXX	XXX	XXX	XXX	XXX	XXX	XXX			

SCHEDULE P - PART 3B - PRIVATE PASSENGER AUTO LIABILITY/MEDICAL

1. Prior.....	.000	2,234	3,843	4,280	4,713	4,932	5,129	5,321	5,457	5,687	3,115	804
2. 2011.....											32,672	11,857
3. 2012.....	XXX										31,094	13,630
4. 2013.....	XXX	XXX									22,268	13,279
5. 2014.....	XXX	XXX	XXX								19,876	7,997
6. 2015.....	XXX	XXX	XXX	XXX							21,752	8,264
7. 2016.....	XXX	XXX	XXX	XXX	XXX						21,812	7,828
8. 2017.....	XXX	XXX	XXX	XXX	XXX	XXX					20,863	7,612
9. 2018.....	XXX	XXX	XXX	XXX	XXX	XXX	XXX				23,800	9,778
10. 2019.....	XXX	XXX	XXX	XXX	XXX	XXX	XXX	XXX			24,721	11,560
11. 2020.....	XXX	XXX	XXX	XXX	XXX	XXX	XXX	XXX	XXX		16,950	10,810

SCHEDULE P - PART 3C - COMMERCIAL AUTO/TRUCK LIABILITY/MEDICAL

1. Prior.....	.000											
2. 2011.....												
3. 2012.....	XXX											
4. 2013.....	XXX	XXX										
5. 2014.....	XXX	XXX	XXX									
6. 2015.....	XXX	XXX	XXX	XXX								
7. 2016.....	XXX	XXX	XXX	XXX	XXX							
8. 2017.....	XXX	XXX	XXX	XXX	XXX	XXX						
9. 2018.....	XXX	XXX	XXX	XXX	XXX	XXX	XXX					
10. 2019.....	XXX	XXX	XXX	XXX	XXX	XXX	XXX	XXX				
11. 2020.....	XXX	XXX	XXX	XXX	XXX	XXX	XXX	XXX	XXX			

SCHEDULE P - PART 3D - WORKERS' COMPENSATION
(EXCLUDING EXCESS WORKERS' COMPENSATION)

1. Prior.....	.000											
2. 2011.....												
3. 2012.....	XXX											
4. 2013.....	XXX	XXX										
5. 2014.....	XXX	XXX	XXX									
6. 2015.....	XXX	XXX	XXX	XXX								
7. 2016.....	XXX	XXX	XXX	XXX	XXX							
8. 2017.....	XXX	XXX	XXX	XXX	XXX	XXX						
9. 2018.....	XXX	XXX	XXX	XXX	XXX	XXX	XXX					
10. 2019.....	XXX	XXX	XXX	XXX	XXX	XXX	XXX	XXX				
11. 2020.....	XXX	XXX	XXX	XXX	XXX	XXX	XXX	XXX	XXX			

SCHEDULE P - PART 3E - COMMERCIAL MULTIPLE PERIL

1. Prior.....	.000											
2. 2011.....												
3. 2012.....	XXX											
4. 2013.....	XXX	XXX										
5. 2014.....	XXX	XXX	XXX									
6. 2015.....	XXX	XXX	XXX	XXX								
7. 2016.....	XXX	XXX	XXX	XXX	XXX							
8. 2017.....	XXX	XXX	XXX	XXX	XXX	XXX						
9. 2018.....	XXX	XXX	XXX	XXX	XXX	XXX	XXX					
10. 2019.....	XXX	XXX	XXX	XXX	XXX	XXX	XXX	XXX				
11. 2020.....	XXX	XXX	XXX	XXX	XXX	XXX	XXX	XXX	XXX			

Schedule P - Part 3F - Section 1 - Medical Professional Liability - Occurrence

N O N E

Schedule P - Part 3F - Section 2 - Medical Professional Liability - Claims-Made

N O N E

Schedule P - Part 3G - Special Liability

N O N E

Schedule P - Part 3H - Section 1 - Other Liability - Occurrence

N O N E

Schedule P - Part 3H - Section 2 - Other Liability - Claims-Made

N O N E

ANNUAL STATEMENT FOR THE YEAR 2020 OF THE Bristol West Insurance Company

SCHEDULE P - PART 3I - SPECIAL PROPERTY (FIRE, ALLIED LINES, INLAND MARINE, EARTHQUAKE, BURGLARY, AND THEFT)

Years in Which Losses Were Incurred	CUMULATIVE PAID NET LOSSES AND DEFENSE AND COST CONTAINMENT EXPENSES REPORTED AT YEAR END (\$000 OMITTED)										11 Number of Claims Closed With Loss Payment	12 Number of Claims Closed Without Loss Payment
	1	2	3	4	5	6	7	8	9	10		
	2011	2012	2013	2014	2015	2016	2017	2018	2019	2020		
1. Prior.....	XXX	XXX	XXX	XXX	XXX	XXX	XXX	XXX			XXX	XXX
2. 2019.....	XXX	XXX	XXX	XXX	XXX	XXX	XXX	XXX			XXX	XXX
3. 2020.....	XXX	XXX	XXX	XXX	XXX	XXX	XXX	XXX	XXX		XXX	XXX

SCHEDULE P - PART 3J - AUTO PHYSICAL DAMAGE

1. Prior.....	XXX	XXX	XXX	XXX	XXX	XXX	XXX	.000	(26)	(104)	161,126	42,011
2. 2019.....	XXX	XXX	XXX	XXX	XXX	XXX	XXX	XXX			18,788	8,042
3. 2020.....	XXX	XXX	XXX	XXX	XXX	XXX	XXX	XXX	XXX		14,231	6,851

SCHEDULE P - PART 3K - FIDELITY/SURETY

1. Prior.....	XXX	XXX	XXX	XXX	XXX	XXX	XXX	XXX			XXX	XXX
2. 2019.....	XXX	XXX	XXX	XXX	XXX	XXX	XXX	XXX			XXX	XXX
3. 2020.....	XXX	XXX	XXX	XXX	XXX	XXX	XXX	XXX	XXX		XXX	XXX

SCHEDULE P - PART 3L - OTHER (INCLUDING CREDIT, ACCIDENT AND HEALTH)

1. Prior.....	XXX	XXX	XXX	XXX	XXX	XXX	XXX	.000			XXX	XXX
2. 2019.....	XXX	XXX	XXX	XXX	XXX	XXX	XXX	XXX			XXX	XXX
3. 2020.....	XXX	XXX	XXX	XXX	XXX	XXX	XXX	XXX	XXX		XXX	XXX

SCHEDULE P - PART 3M - INTERNATIONAL

1. Prior.....	.000										XXX	XXX
2. 2011.....											XXX	XXX
3. 2012.....	XXX										XXX	XXX
4. 2013.....	XXX	XXX									XXX	XXX
5. 2014.....	XXX	XXX	XXX								XXX	XXX
6. 2015.....	XXX	XXX	XXX	XXX							XXX	XXX
7. 2016.....	XXX	XXX	XXX	XXX	XXX						XXX	XXX
8. 2017.....	XXX	XXX	XXX	XXX	XXX	XXX					XXX	XXX
9. 2018.....	XXX	XXX	XXX	XXX	XXX	XXX	XXX				XXX	XXX
10. 2019.....	XXX	XXX	XXX	XXX	XXX	XXX	XXX	XXX			XXX	XXX
11. 2020.....	XXX	XXX	XXX	XXX	XXX	XXX	XXX	XXX	XXX		XXX	XXX

Schedule P - Part 3N - Reinsurance - Nonproportional Assumed Property

N O N E

Schedule P - Part 3O - Reinsurance - Nonproportional Assumed Liability

N O N E

Schedule P - Part 3P - Reinsurance - Nonproportional Assumed Financial Lines

N O N E

Schedule P - Part 3R - Section 1 - Product Liability - Occurrence

N O N E

Schedule P - Part 3R - Section 2 - Product Liability - Claims-Made

N O N E

Schedule P - Part 3S - Financial Guaranty/Mortgage Guaranty

N O N E

Schedule P - Part 3T - Warranty

N O N E

ANNUAL STATEMENT FOR THE YEAR 2020 OF THE Bristol West Insurance Company

SCHEDULE P - PART 4A - HOMEOWNERS/FARMOWNERS

Years in Which Losses Were Incurred	BULK AND IBNR RESERVES ON NET LOSSES AND DEFENSE AND COST CONTAINMENT EXPENSES REPORTED AT YEAR END (\$000 OMITTED)									
	1	2	3	4	5	6	7	8	9	10
	2011	2012	2013	2014	2015	2016	2017	2018	2019	2020
1. Prior.....										
2. 2011.....										
3. 2012.....	XXX									
4. 2013.....	XXX	XXX								
5. 2014.....	XXX	XXX	XX							
6. 2015.....	XXX	XXX	XX	XX						
7. 2016.....	XXX	XXX	XX	XXX	XXX					
8. 2017.....	XXX	XXX	XXX	XXX	XXX	XXX				
9. 2018.....	XXX	XXX	XXX	XXX	XXX	XXX	XXX			
10. 2019.....	XXX	XXX	XXX	XXX	XXX	XXX	XXX	XXX		
11. 2020.....	XXX	XXX	XXX	XXX	XXX	XXX	XXX	XXX	XXX	

SCHEDULE P - PART 4B - PRIVATE PASSENGER AUTO LIABILITY/MEDICAL

1. Prior.....	1,074	1,070	662	348	155	68	14	2		
2. 2011.....										
3. 2012.....	XXX									
4. 2013.....	XXX	XXX								
5. 2014.....	XXX	XXX	XXX							
6. 2015.....	XXX	XXX	XXX	XXX						
7. 2016.....	XXX	XXX	XXX	XXX	XXX					
8. 2017.....	XXX	XXX	XXX	XXX	XXX	XXX				
9. 2018.....	XXX	XXX	XXX	XXX	XXX	XXX	XXX			
10. 2019.....	XXX	XXX	XXX	XXX	XXX	XXX	XXX	XXX		
11. 2020.....	XXX	XXX	XXX	XXX	XXX	XXX	XXX	XXX	XXX	

SCHEDULE P - PART 4C - COMMERCIAL AUTO/TRUCK LIABILITY/MEDICAL

1. Prior.....										
2. 2011.....										
3. 2012.....	XXX									
4. 2013.....	XXX	XXX								
5. 2014.....	XXX	XXX	XXX							
6. 2015.....	XXX	XXX	XXX	XXX						
7. 2016.....	XXX	XXX	XXX	XXX	XXX					
8. 2017.....	XXX	XXX	XXX	XXX	XXX	XXX				
9. 2018.....	XXX	XXX	XXX	XXX	XXX	XXX	XXX			
10. 2019.....	XXX	XXX	XXX	XXX	XXX	XXX	XXX	XXX		
11. 2020.....	XXX	XXX	XXX	XXX	XXX	XXX	XXX	XXX	XXX	

SCHEDULE P - PART 4D - WORKERS' COMPENSATION
(EXCLUDING EXCESS WORKERS' COMPENSATION)

1. Prior.....										
2. 2011.....										
3. 2012.....	XXX									
4. 2013.....	XXX	XXX								
5. 2014.....	XXX	XXX	XXX							
6. 2015.....	XXX	XXX	XX	XXX						
7. 2016.....	XXX	XXX	XX	XXX	XX					
8. 2017.....	XXX	XXX	XX	XXX	XX	XX				
9. 2018.....	XXX	XXX	XX	XXX	XX	XX	XXX			
10. 2019.....	XXX	XXX	XXX	XXX	XXX	XXX	XXX	XXX		
11. 2020.....	XXX	XXX	XXX	XXX	XXX	XXX	XXX	XXX	XXX	

SCHEDULE P - PART 4E - COMMERCIAL MULTIPLE PERIL

1. Prior.....										
2. 2011.....										
3. 2012.....	XXX									
4. 2013.....	XXX	XXX								
5. 2014.....	XXX	XXX	XXX							
6. 2015.....	XXX	XXX	XX	XXX						
7. 2016.....	XXX	XXX	XX	XXX	XX					
8. 2017.....	XXX	XXX	XX	XXX	XX	XX				
9. 2018.....	XXX	XXX	XX	XXX	XX	XX	XXX			
10. 2019.....	XXX	XXX	XXX	XXX	XXX	XXX	XXX	XXX		
11. 2020.....	XXX	XXX	XXX	XXX	XXX	XXX	XXX	XXX	XXX	

Schedule P - Part 4F - Section 1 - Medical Professional Liability - Occurrence

N O N E

Schedule P - Part 4F - Section 2 - Medical Professional Liability - Claims-Made

N O N E

Schedule P - Part 4G - Special Liability

N O N E

Schedule P - Part 4H - Section 1 - Other Liability - Occurrence

N O N E

Schedule P - Part 4H - Section 2 - Other Liability - Claims-Made

N O N E

ANNUAL STATEMENT FOR THE YEAR 2020 OF THE Bristol West Insurance Company

SCHEDULE P - PART 4I - SPECIAL PROPERTY (FIRE, ALLIED LINES, INLAND MARINE, EARTHQUAKE, BURGLARY, AND THEFT)

Years in Which Losses Were Incurred	BULK AND IBNR RESERVES ON NET LOSSES AND DEFENSE AND COST CONTAINMENT EXPENSES REPORTED AT YEAR END (\$000 OMITTED)									
	1	2	3	4	5	6	7	8	9	10
	2011	2012	2013	2014	2015	2016	2017	2018	2019	2020
1. Prior	XXX	XXX	XXX	XXX	XXX	XXX	XXX			
2. 2019	XXX	XXX	XXX	XXX	XXX	XXX	XXX	XXX		
3. 2020	XXX	XXX	XXX	XXX	XXX	XXX	XXX	XXX	XXX	

SCHEDULE P - PART 4J - AUTO PHYSICAL DAMAGE

1. Prior	XXX	XXX	XXX	XXX	XXX	XXX	XXX			
2. 2019	XXX	XXX	XXX	XXX	XXX	XXX	XXX	XXX		
3. 2020	XXX	XXX	XXX	XXX	XXX	XXX	XXX	XXX	XXX	

SCHEDULE P - PART 4K - FIDELITY/SURETY

1. Prior	XXX	XXX	XXX	XXX	XXX	XXX	XXX			
2. 2019	XXX	XXX	XXX	XXX	XXX	XXX	XXX	XXX		
3. 2020	XXX	XXX	XXX	XXX	XXX	XXX	XXX	XXX	XXX	

SCHEDULE P - PART 4L - OTHER (INCLUDING CREDIT, ACCIDENT AND HEALTH)

1. Prior	XXX	XXX	XXX	XXX	XXX	XXX	XXX			
2. 2019	XXX	XXX	XXX	XXX	XXX	XXX	XXX	XXX		
3. 2020	XXX	XXX	XXX	XXX	XXX	XXX	XXX	XXX	XXX	

SCHEDULE P - PART 4M - INTERNATIONAL

1. Prior										
2. 2011										
3. 2012	XXX									
4. 2013	XXX	XXX								
5. 2014	XXX	XXX	XXX							
6. 2015	XXX	XXX	XXX	XXX						
7. 2016	XXX	XXX	XXX	XXX	XXX					
8. 2017	XXX	XXX	XXX	XXX	XXX	XXX				
9. 2018	XXX	XXX	XXX	XXX	XXX	XXX	XXX			
10. 2019	XXX	XXX	XXX	XXX	XXX	XXX	XXX	XXX		
11. 2020	XXX	XXX	XXX	XXX	XXX	XXX	XXX	XXX	XXX	

Schedule P - Part 4N - Reinsurance - Nonproportional Assumed Property

N O N E

Schedule P - Part 4O - Reinsurance - Nonproportional Assumed Liability

N O N E

Schedule P - Part 4P - Reinsurance - Nonproportional Assumed Financial Lines

N O N E

Schedule P - Part 4R - Section 1 - Products Liability - Occurrence

N O N E

Schedule P - Part 4R - Section 2 - Products Liability - Claims-Made

N O N E

Schedule P - Part 4S - Financial Guaranty/Mortgage Guaranty

N O N E

Schedule P - Part 4T - Warranty

N O N E

Schedule P - Part 5A - Homeowners/Farmowners - Section 1

N O N E

Schedule P - Part 5A - Homeowners/Farmowners - Section 2

N O N E

Schedule P - Part 5A - Homeowners/Farmowners - Section 3

N O N E

ANNUAL STATEMENT FOR THE YEAR 2020 OF THE Bristol West Insurance Company

SCHEDULE P - PART 5B - PRIVATE PASSENGER AUTO LIABILITY/MEDICAL

SECTION 1

Years in Which Premiums Were Earned and Losses Were Incurred	CUMULATIVE NUMBER OF CLAIMS CLOSED WITH LOSS PAYMENT DIRECT AND ASSUMED AT YEAR END									
	1	2	3	4	5	6	7	8	9	10
	2011	2012	2013	2014	2015	2016	2017	2018	2019	2020
1. Prior.....	10,970	1,738	928	297	79	49	13	8	3	
2. 2011.....	23,877	30,940	32,089	32,488	32,599	32,645	32,663	32,669	32,672	32,672
3. 2012.....	XXX	22,605	29,754	30,635	30,921	31,024	31,061	31,088	31,093	31,094
4. 2013.....	XXX	XXX	17,911	21,314	21,927	22,139	22,213	22,260	22,266	22,268
5. 2014.....	XXX	XXX	XXX	14,752	19,015	19,600	19,788	19,848	19,869	19,876
6. 2015.....	XXX	XXX	XXX	XXX	16,451	20,801	21,429	21,616	21,724	21,752
7. 2016.....	XXX	XXX	XXX	XXX	XXX	16,378	20,900	21,511	21,754	21,812
8. 2017.....	XXX	XXX	XXX	XXX	XXX	XXX	15,463	19,983	20,674	20,863
9. 2018.....	XXX	XXX	XXX	XXX	XXX	XXX	XXX	17,555	22,950	23,800
10. 2019.....	XXX	XXX	XXX	XXX	XXX	XXX	XXX	XXX	18,728	24,721
11. 2020.....	XXX	XXX	XXX	XXX	XXX	XXX	XXX	XXX	XXX	16,950

SECTION 2

Years in Which Premiums Were Earned and Losses Were Incurred	NUMBER OF CLAIMS OUTSTANDING DIRECT AND ASSUMED AT YEAR END									
	1	2	3	4	5	6	7	8	9	10
	2011	2012	2013	2014	2015	2016	2017	2018	2019	2020
1. Prior.....	2,929	1,325	404	149	83	99	22	11	5	
2. 2011.....	5,611	1,577	526	184	66	28	10	6	3	3
3. 2012.....	XXX	5,917	1,221	423	171	65	33	7	7	5
4. 2013.....	XXX	XXX	3,965	768	305	130	62	14	9	3
5. 2014.....	XXX	XXX	XXX	3,820	693	250	91	27	9	5
6. 2015.....	XXX	XXX	XXX	XXX	3,803	750	290	122	38	14
7. 2016.....	XXX	XXX	XXX	XXX	XXX	4,022	724	268	89	45
8. 2017.....	XXX	XXX	XXX	XXX	XXX	XXX	3,926	761	258	101
9. 2018.....	XXX	XXX	XXX	XXX	XXX	XXX	XXX	5,041	954	333
10. 2019.....	XXX	XXX	XXX	XXX	XXX	XXX	XXX	XXX	5,750	1,101
11. 2020.....	XXX	XXX	XXX	XXX	XXX	XXX	XXX	XXX	XXX	5,717

SECTION 3

Years in Which Premiums Were Earned and Losses Were Incurred	CUMULATIVE NUMBER OF CLAIMS REPORTED DIRECT AND ASSUMED AT YEAR END									
	1	2	3	4	5	6	7	8	9	10
	2011	2012	2013	2014	2015	2016	2017	2018	2019	2020
1. Prior.....	6,457	483	371	171	33	15	6	3		
2. 2011.....	39,579	44,004	44,391	44,491	44,518	44,526	44,530	44,532	44,532	44,532
3. 2012.....	XXX	39,919	44,243	44,597	44,680	44,705	44,711	44,725	44,729	44,729
4. 2013.....	XXX	XXX	34,079	35,221	35,466	35,528	35,543	35,546	35,548	35,550
5. 2014.....	XXX	XXX	XXX	25,293	27,553	27,774	27,844	27,864	27,874	27,878
6. 2015.....	XXX	XXX	XXX	XXX	27,392	29,693	29,906	29,994	30,025	30,030
7. 2016.....	XXX	XXX	XXX	XXX	XXX	26,987	29,338	29,580	29,666	29,685
8. 2017.....	XXX	XXX	XXX	XXX	XXX	XXX	25,767	28,258	28,496	28,576
9. 2018.....	XXX	XXX	XXX	XXX	XXX	XXX	XXX	30,782	33,606	33,911
10. 2019.....	XXX	XXX	XXX	XXX	XXX	XXX	XXX	XXX	34,504	37,382
11. 2020.....	XXX	XXX	XXX	XXX	XXX	XXX	XXX	XXX	XXX	33,477

ANNUAL STATEMENT FOR THE YEAR 2020 OF THE Bristol West Insurance Company

SCHEDULE P - PART 5C - COMMERCIAL AUTO/TRUCK LIABILITY/MEDICAL

SECTION 1

Years in Which Premiums Were Earned and Losses Were Incurred	CUMULATIVE NUMBER OF CLAIMS CLOSED WITH LOSS PAYMENT DIRECT AND ASSUMED AT YEAR END									
	1	2	3	4	5	6	7	8	9	10
	2011	2012	2013	2014	2015	2016	2017	2018	2019	2020
1. Prior.....										
2. 2011.....										
3. 2012.....	XXX									
4. 2013.....	XXX	XXX								
5. 2014.....	XXX	XXX	XXX							
6. 2015.....	XXX	XXX	XXX	XXX						
7. 2016.....	XXX	XXX	XXX	XXX	XXX					
8. 2017.....	XXX	XXX	XXX	XXX	XXX	XXX				
9. 2018.....	XXX	XXX	XXX	XXX	XXX	XXX	XXX			
10. 2019.....	XXX	XXX	XXX	XXX	XXX	XXX	XXX	XXX		
11. 2020.....	XXX	XXX	XXX	XXX	XXX	XXX	XXX	XXX	XXX	

SECTION 2

Years in Which Premiums Were Earned and Losses Were Incurred	NUMBER OF CLAIMS OUTSTANDING DIRECT AND ASSUMED AT YEAR END									
	1	2	3	4	5	6	7	8	9	10
	2011	2012	2013	2014	2015	2016	2017	2018	2019	2020
1. Prior.....										
2. 2011.....										
3. 2012.....	XXX									
4. 2013.....	XXX	XXX								
5. 2014.....	XXX	XXX	XXX							
6. 2015.....	XXX	XXX	XXX	XXX						
7. 2016.....	XXX	XXX	XXX	XXX	XXX					
8. 2017.....	XXX	XXX	XXX	XXX	XXX	XXX				
9. 2018.....	XXX	XXX	XXX	XXX	XXX	XXX	XXX			
10. 2019.....	XXX	XXX	XXX	XXX	XXX	XXX	XXX	XXX		
11. 2020.....	XXX	XXX	XXX	XXX	XXX	XXX	XXX	XXX	XXX	

SECTION 3

Years in Which Premiums Were Earned and Losses Were Incurred	CUMULATIVE NUMBER OF CLAIMS REPORTED DIRECT AND ASSUMED AT YEAR END									
	1	2	3	4	5	6	7	8	9	10
	2011	2012	2013	2014	2015	2016	2017	2018	2019	2020
1. Prior.....										
2. 2011.....										
3. 2012.....	XXX									
4. 2013.....	XXX	XXX								
5. 2014.....	XXX	XXX	XXX							
6. 2015.....	XXX	XXX	XXX	XXX						
7. 2016.....	XXX	XXX	XXX	XXX	XXX					
8. 2017.....	XXX	XXX	XXX	XXX	XXX	XXX				
9. 2018.....	XXX	XXX	XXX	XXX	XXX	XXX	XXX			
10. 2019.....	XXX	XXX	XXX	XXX	XXX	XXX	XXX	XXX		
11. 2020.....	XXX	XXX	XXX	XXX	XXX	XXX	XXX	XXX	XXX	

Schedule P-Part 5D-Workers' Compensation (Excluding Excess Workers' Compensation)-Section 1
N O N E

Schedule P-Part 5D-Workers' Compensation (Excluding Excess Workers' Compensation)-Section 2
N O N E

Schedule P-Part 5D-Workers' Compensation (Excluding Excess Workers' Compensation)-Section 3
N O N E

Schedule P - Part 5E - Commercial Multiple Peril - Section 1
N O N E

Schedule P - Part 5E - Commercial Multiple Peril - Section 2
N O N E

Schedule P - Part 5E - Commercial Multiple Peril - Section 3
N O N E

Schedule P - Part 5F - Medical Professional Liability - Occurrence - Section 1A
N O N E

Schedule P - Part 5F - Medical Professional Liability - Occurrence - Section 2A
N O N E

Schedule P - Part 5F - Medical Professional Liability - Occurrence - Section 3A
N O N E

Schedule P - Part 5F - Medical Professional Liability - Claims-Made - Section 1B
N O N E

Schedule P - Part 5F - Medical Professional Liability - Claims-Made - Section 2B
N O N E

Schedule P - Part 5F - Medical Professional Liability - Claims-Made - Section 3B
N O N E

Schedule P - Part 5H - Other Liability - Occurrence - Section 1A
N O N E

Schedule P - Part 5H - Other Liability - Occurrence - Section 2A
N O N E

Schedule P - Part 5H - Other Liability - Occurrence - Section 3A

N O N E

Schedule P - Part 5H - Other Liability - Claims-Made - Section 1B

N O N E

Schedule P - Part 5H - Other Liability - Claims-Made - Section 2B

N O N E

Schedule P - Part 5H - Other Liability - Claims-Made - Section 3B

N O N E

Schedule P - Part 5R - Products Liability - Occurrence - Section 1A

N O N E

Schedule P - Part 5R - Products Liability - Occurrence - Section 2A

N O N E

Schedule P - Part 5R - Products Liability - Occurrence - Section 3A

N O N E

Schedule P - Part 5R - Products Liability - Claims-Made - Section 1B

N O N E

Schedule P - Part 5R - Products Liability - Claims-Made - Section 2B

N O N E

Schedule P - Part 5R - Products Liability - Claims-Made - Section 3B

N O N E

Schedule P - Part 5T - Warranty - Section 1

N O N E

Schedule P - Part 5T - Warranty - Section 2

N O N E

Schedule P - Part 5T - Warranty - Section 3

N O N E

ANNUAL STATEMENT FOR THE YEAR 2020 OF THE Bristol West Insurance Company

SCHEDULE P - PART 6C - COMMERCIAL AUTO/TRUCK LIABILITY/MEDICAL

SECTION 1

Years in Which Premiums Were Earned and Losses Were Incurred	CUMULATIVE PREMIUMS EARNED DIRECT AND ASSUMED AT YEAR END (\$000 OMITTED)										11 Current Year Premiums Earned
	1	2	3	4	5	6	7	8	9	10	
	2011	2012	2013	2014	2015	2016	2017	2018	2019	2020	
1. Prior.....											
2. 2011.....											
3. 2012.....	XXX										
4. 2013.....	XXX	XXX									
5. 2014.....	XXX	XXX	XXX								
6. 2015.....	XXX	XXX	XXX	XXX							
7. 2016.....	XXX	XXX	XXX	XXX	XXX						
8. 2017.....	XXX	XXX	XXX	XXX	XXX	XXX					
9. 2018.....	XXX	XXX	XXX	XXX	XXX	XXX	XXX				
10. 2019.....	XXX	XXX	XXX	XXX	XXX	XXX	XXX	XXX			
11. 2020.....	XXX	XXX	XXX	XXX	XXX	XXX	XXX	XXX	XXX		.11
12. Totals.....	XXX	XXX	XXX	XXX	XXX	XXX	XXX	XXX	XXX	XXX	.11
13. Earned Premiums (Sch P-Pt. 1)										11	XXX

SECTION 2

Years in Which Premiums Were Earned and Losses Were Incurred	CUMULATIVE PREMIUMS EARNED CEDED AT YEAR END (\$000 OMITTED)										11 Current Year Premiums Earned
	1	2	3	4	5	6	7	8	9	10	
	2011	2012	2013	2014	2015	2016	2017	2018	2019	2020	
1. Prior.....											
2. 2011.....											
3. 2012.....	XXX										
4. 2013.....	XXX	XXX									
5. 2014.....	XXX	XXX	XXX								
6. 2015.....	XXX	XXX	XXX	XXX							
7. 2016.....	XXX	XXX	XXX	XXX	XXX						
8. 2017.....	XXX	XXX	XXX	XXX	XXX	XXX					
9. 2018.....	XXX	XXX	XXX	XXX	XXX	XXX	XXX				
10. 2019.....	XXX	XXX	XXX	XXX	XXX	XXX	XXX	XXX			
11. 2020.....	XXX	XXX	XXX	XXX	XXX	XXX	XXX	XXX	XXX		.11
12. Totals.....	XXX	XXX	XXX	XXX	XXX	XXX	XXX	XXX	XXX	XXX	.11
13. Earned Premiums (Sch P-Pt. 1)										11	XXX

SCHEDULE P - PART 6D - WORKERS' COMPENSATION

(EXCLUDING EXCESS WORKERS' COMPENSATION)

SECTION 1

Years in Which Premiums Were Earned and Losses Were Incurred	CUMULATIVE PREMIUMS EARNED DIRECT AND ASSUMED AT YEAR END (\$000 OMITTED)										11 Current Year Premiums Earned
	1	2	3	4	5	6	7	8	9	10	
	2011	2012	2013	2014	2015	2016	2017	2018	2019	2020	
1. Prior.....											
2. 2011.....											
3. 2012.....	XXX										
4. 2013.....	XXX	XXX									
5. 2014.....	XXX	XXX	XXX								
6. 2015.....	XXX	XXX	XXX	XXX							
7. 2016.....	XXX	XXX	XXX	XXX	XXX						
8. 2017.....	XXX	XXX	XXX	XXX	XXX	XXX					
9. 2018.....	XXX	XXX	XXX	XXX	XXX	XXX	XXX				
10. 2019.....	XXX	XXX	XXX	XXX	XXX	XXX	XXX	XXX			
11. 2020.....	XXX	XXX	XXX	XXX	XXX	XXX	XXX	XXX	XXX		
12. Totals.....	XXX	XXX	XXX	XXX	XXX	XXX	XXX	XXX	XXX	XXX	
13. Earned Premiums (Sch P-Pt. 1)											XXX

SECTION 2

Years in Which Premiums Were Earned and Losses Were Incurred	CUMULATIVE PREMIUMS EARNED CEDED AT YEAR END (\$000 OMITTED)										11 Current Year Premiums Earned
	1	2	3	4	5	6	7	8	9	10	
	2011	2012	2013	2014	2015	2016	2017	2018	2019	2020	
1. Prior.....											
2. 2011.....											
3. 2012.....	XXX										
4. 2013.....	XXX	XXX									
5. 2014.....	XXX	XXX	XXX								
6. 2015.....	XXX	XXX	XXX	XXX							
7. 2016.....	XXX	XXX	XXX	XXX	XXX						
8. 2017.....	XXX	XXX	XXX	XXX	XXX	XXX					
9. 2018.....	XXX	XXX	XXX	XXX	XXX	XXX	XXX				
10. 2019.....	XXX	XXX	XXX	XXX	XXX	XXX	XXX	XXX			
11. 2020.....	XXX	XXX	XXX	XXX	XXX	XXX	XXX	XXX	XXX		
12. Totals.....	XXX	XXX	XXX	XXX	XXX	XXX	XXX	XXX	XXX	XXX	
13. Earned Premiums (Sch P-Pt. 1)											XXX

Schedule P - Part 6E - Commercial Multiple Peril - Section 1

N O N E

Schedule P - Part 6E - Commercial Multiple Peril - Section 2

N O N E

Schedule P - Part 6H - Other Liability - Occurrence - Section 1A

N O N E

Schedule P - Part 6H - Other Liability - Occurrence - Section 2A

N O N E

Schedule P - Part 6H - Other Liability - Claims-Made - Section 1B

N O N E

Schedule P - Part 6H - Other Liability - Claims-Made - Section 2B

N O N E

Schedule P - Part 6M - International - Section 1

N O N E

Schedule P - Part 6M - International - Section 2

N O N E

Schedule P - Part 6N- Reinsurance A - Nonproportional Assumed Property - Section 1

N O N E

Schedule P - Part 6N- Reinsurance A - Nonproportional Assumed Property - Section 2

N O N E

Schedule P - Part 6O - Reinsurance B - Nonproportional Liability - Section 1

N O N E

Schedule P - Part 6O - Reinsurance B - Nonproportional Assumed Liability - Section 2

N O N E

Schedule P - Part 6R - Products Liability - Occurrence - Section 1A

N O N E

Schedule P - Part 6R - Products Liability - Occurrence - Section 2A

N O N E

Schedule P - Part 6R - Products Liability - Claims-Made - Section 1B

N O N E

Schedule P - Part 6R - Products Liability - Claims-Made - Section 2B

N O N E

Schedule P - Part 7A - Section 1 - Primary Loss Sensitive Contracts

N O N E

Schedule P - Part 7A - Section 2 - Primary Loss Sensitive Contracts

N O N E

Schedule P - Part 7A - Section 3 - Primary Loss Sensitive Contracts

N O N E

Schedule P - Part 7A - Section 4 - Primary Loss Sensitive Contracts

N O N E

Schedule P - Part 7A - Section 5 - Primary Loss Sensitive Contracts

N O N E

Schedule P - Part 7B - Section 1 - Reinsurance Loss Sensitive Contracts

N O N E

Schedule P - Part 7B - Section 2 - Reinsurance Loss Sensitive Contracts

N O N E

Schedule P - Part 7B - Section 3 - Reinsurance Loss Sensitive Contracts

N O N E

Schedule P - Part 7B - Section 4 - Reinsurance Loss Sensitive Contracts

N O N E

Schedule P - Part 7B - Section 5 - Reinsurance Loss Sensitive Contracts

N O N E

Schedule P - Part 7B - Section 6 - Reinsurance Loss Sensitive Contracts

N O N E

Schedule P - Part 7B - Section 7 - Reinsurance Loss Sensitive Contracts

N O N E

SCHEDULE P INTERROGATORIES

1. The following questions relate to yet-to-be-issued Extended Reporting Endorsements (EREs) arising from Death, Disability, or Retirement (DDR) provisions in Medical Professional Liability Claims Made insurance policies. EREs provided for reasons other than DDR are not to be included.
- 1.1 Does the company issue Medical Professional Liability Claims Made insurance policies that provide tail (also known as an extended reporting endorsement, or “ERE”) benefits in the event of Death, Disability, or Retirement (DDR) at a reduced charge or at no additional cost? Yes [] No [☒]
If the answer to question 1.1 is “no”, leave the following questions blank. If the answer to question 1.1 is “yes”, please answer the following questions:
- 1.2 What is the total amount of the reserve for that provision (DDR Reserve), as reported, explicitly or not, elsewhere in this statement (in dollars)?\$
- 1.3 Does the company report any DDR reserve as Unearned Premium Reserve per SSAP #65? Yes [] No []
- 1.4 Does the company report any DDR reserve as loss or loss adjustment expense reserve? Yes [] No []
- 1.5 If the company reports DDR reserve as Unearned Premium Reserve, does that amount match the figure on the Underwriting and Investment Exhibit, Part 1A - Recapitulation of all Premiums (Page 7) Column 2, Lines 11.1 plus 11.2? Yes [] No [] N/A []
- 1.6 If the company reports DDR reserve as loss or loss adjustment expense reserve, please complete the following table corresponding to where these reserves are reported in Schedule P:

Years in Which Premiums Were Earned and Losses Were Incurred		DDR Reserve Included in Schedule P, Part 1F, Medical Professional Liability Column 24: Total Net Losses and Expenses Unpaid	
		1 Section 1: Occurrence	2 Section 2: Claims-Made
1.601	Prior		
1.602	2011		
1.603	2012		
1.604	2013		
1.605	2014		
1.606	2015		
1.607	2016		
1.608	2017		
1.609	2018		
1.610	2019		
1.611	2020		
1.612	Totals		

2. The definition of allocated loss adjustment expenses (ALAE) and, therefore, unallocated loss adjustment expenses (ULAE) was changed effective January 1, 1998. This change in definition applies to both paid and unpaid expenses. Are these expenses (now reported as “Defense and Cost Containment” and “Adjusting and Other”) reported in compliance with these definitions in this statement? Yes [☒] No []
3. The Adjusting and Other expense payments and reserves should be allocated to the years in which the losses were incurred based on the number of claims reported, closed and outstanding in those years. When allocating Adjusting and Other expense between companies in a group or a pool, the Adjusting and Other expense should be allocated in the same percentage used for the loss amounts and the claim counts. For reinsurers, Adjusting and Other expense assumed should be reported according to the reinsurance contract. For Adjusting and Other expense incurred by reinsurers, or in those situations where suitable claim count information is not available, Adjusting and Other expense should be allocated by a reasonable method determined by the company and described in Interrogatory 7, below. Are they so reported in this Statement? Yes [☒] No []
4. Do any lines in Schedule P include reserves that are reported gross of any discount to present value of future payments, and that are reported net of such discounts on Page 10? Yes [] No [☒]

If yes, proper disclosure must be made in the Notes to Financial Statements, as specified in the Instructions. Also, the discounts must be reported in Schedule P - Part 1, Columns 32 and 33. Schedule P must be completed gross of non-tabular discounting. Work papers relating to discount calculations must be available for examination upon request.
Discounting is allowed only if expressly permitted by the state insurance department to which this Annual Statement is being filed.
5. What were the net premiums in force at the end of the year for:
(in thousands of dollars)

5.1 Fidelity
5.2 Surety
6. Claim count information is reported per claim or per claimant (Indicate which).per claimant.....
If not the same in all years, explain in Interrogatory 7.
- 7.1 The information provided in Schedule P will be used by many persons to estimate the adequacy of the current loss and expense reserves, among other things. Are there any especially significant events, coverage, retention or accounting changes that have occurred that must be considered when making such analyses? Yes [] No [☒]
- 7.2 (An extended statement may be attached.)
Adjusting and Other expenses are allocated based on a combination of claim count metrics in conjunction with loss experience by accident year.

SCHEDULE T - PART 2
INTERSTATE COMPACT - EXHIBIT OF PREMIUMS WRITTEN

Allocated by States and Territories

States, Etc.		Direct Business Only				
		1	2	3	4	6
		Life (Group and Individual)	Annuities (Group and Individual)	Disability Income (Group and Individual)	Long-Term Care (Group and Individual)	Totals
1.	Alabama	AL				
2.	Alaska	AK				
3.	Arizona	AZ				
4.	Arkansas	AR				
5.	California	CA				
6.	Colorado	CO				
7.	Connecticut	CT				
8.	Delaware	DE				
9.	District of Columbia	DC				
10.	Florida	FL				
11.	Georgia	GA				
12.	Hawaii	HI				
13.	Idaho	ID				
14.	Illinois	IL				
15.	Indiana	IN				
16.	Iowa	IA				
17.	Kansas	KS				
18.	Kentucky	KY				
19.	Louisiana	LA				
20.	Maine	ME				
21.	Maryland	MD				
22.	Massachusetts	MA				
23.	Michigan	MI				
24.	Minnesota	MN				
25.	Mississippi	MS				
26.	Missouri	MO				
27.	Montana	MT				
28.	Nebraska	NE				
29.	Nevada	NV				
30.	New Hampshire	NH				
31.	New Jersey	NJ				
32.	New Mexico	NM				
33.	New York	NY				
34.	North Carolina	NC				
35.	North Dakota	ND				
36.	Ohio	OH				
37.	Oklahoma	OK				
38.	Oregon	OR				
39.	Pennsylvania	PA				
40.	Rhode Island	RI				
41.	South Carolina	SC				
42.	South Dakota	SD				
43.	Tennessee	TN				
44.	Texas	TX				
45.	Utah	UT				
46.	Vermont	VT				
47.	Virginia	VA				
48.	Washington	WA				
49.	West Virginia	WV				
50.	Wisconsin	WI				
51.	Wyoming	WY				
52.	American Samoa	AS				
53.	Guam	GU				
54.	Puerto Rico	PR				
55.	U.S. Virgin Islands	VI				
56.	Northern Mariana Islands	MP				
57.	Canada	CAN				
58.	Aggregate Other Alien	OT				
59.	Total					

NONE

ANNUAL STATEMENT FOR THE YEAR 2020 OF THE Bristol West Insurance Company

SCHEDULE Y

PART 1A - DETAIL OF INSURANCE HOLDING COMPANY SYSTEM

1	2	3	4	5	6	7	8	9	10	11	12	13	14	15	16
Group Code	Group Name	NAIC Company Code	ID Number	Federal RSSD	CIK	Name of Securities Exchange if Publicly Traded (U.S. or International)	Names of Parent, Subsidiaries Or Affiliates	Domi-ciliary Location	Relation-ship to Reporting Entity	Directly Controlled by (Name of Entity/Person)	Type of Control (Ownership, Board, Management, Attorney-in-Fact, Influence, Other)	If Control is Ownership Provide Per-centage	Ultimate Controlling Entity(ies)/Person(s)	Is an SCA Filing Re-quired? (Y/N)	*
		.00000	83-0877980				10433 Ella Blvd, LLC	DE	NIA	Mid-Century Insurance Company	Ownership	100.000	Farmers Insurance Exchange	N	
		.00000	82-3606914				11930 Narcoossee Road, LLC	DE	NIA	Mid-Century Insurance Company	Ownership	100.000	Farmers Insurance Exchange	N	
		.00000	84-2794277				14001 Rosencrans Avenue, LLC	DE	NIA	Farmers Insurance Exchange	Ownership	1.000	Farmers Insurance Exchange	N	
		.00000	81-4674724				145 Great Road, LLC	DE	NIA	Mid-Century Insurance Company	Ownership	100.000	Farmers Insurance Exchange	N	
		.00000	47-3820947				17885 Von Karman, LLC	CA	NIA	Farmers Insurance Exchange	Ownership	100.000	Farmers Insurance Exchange	N	
		.00000	82-2860816				201 Railroad Ave, LLC	DE	NIA	Farmers Insurance Exchange	Ownership	100.000	Farmers Insurance Exchange	N	
.0069	Farmers Insurance Group	.25232	22-3398993				21st Century Advantage Insurance Company	MN	IA	21st Century North America Insurance Company	Ownership	100.000	Farmers Insurance Exchange	N	
.0069	Farmers Insurance Group	.10184	22-3337475				21st Century Auto Insurance Company of New Jersey	NJ	IA	21st Century Centennial Insurance Company	Ownership	100.000	Farmers Insurance Exchange	N	
.0069	Farmers Insurance Group	.36404	95-4136306				21st Century Casualty Company	CA	IA	21st Century Insurance Group	Ownership	100.000	Farmers Insurance Exchange	N	
.0069	Farmers Insurance Group	.34789	23-2044095				21st Century Centennial Insurance Company	PA	IA	Mid-Century Insurance Company	Ownership	100.000	Farmers Insurance Exchange	N	
.0069	Farmers Insurance Group	.43974	13-1967524				21st Century Indemnity Insurance Company	PA	IA	21st Century Premier Insurance Company	Ownership	100.000	Farmers Insurance Exchange	N	
		.00000	51-0283170				21st Century Insurance and Financial Services, Inc.	DE	NIA	Mid-Century Insurance Company	Ownership	100.000	Farmers Insurance Exchange	Y	
.0069	Farmers Insurance Group	.12963	95-2565072				21st Century Insurance Company	CA	IA	21st Century Insurance Group	Ownership	100.000	Farmers Insurance Exchange	N	
		.00000	95-1935264				21st Century Insurance Group	DE	NIA	Mid-Century Insurance Company	Ownership	100.000	Farmers Insurance Exchange	Y	
							21st Century North America Insurance Company								
.0069	Farmers Insurance Group	.32220	13-3333609					NY	IA	Mid-Century Insurance Company	Ownership	100.000	Farmers Insurance Exchange	N	
.0069	Farmers Insurance Group	.23795	02-0226203				21st Century Pacific Insurance Company	CO	IA	Mid-Century Insurance Company	Ownership	100.000	Farmers Insurance Exchange	N	
										21st Century North America Insurance Company					
.0069	Farmers Insurance Group	.10710	13-3922232				21st Century Pinnacle Insurance Company	NJ	IA	Company	Ownership	100.000	Farmers Insurance Exchange	N	
.0069	Farmers Insurance Group	.20796	22-1721971				21st Century Premier Insurance Company	PA	IA	21st Century Centennial Insurance Company	Ownership	100.000	Farmers Insurance Exchange	N	
		.00000	82-2666461				2501 East Valley Road, LLC	DE	NIA	Fire Insurance Exchange	Ownership	100.000	Fire Insurance Exchange	N	
		.00000	81-0741455				384 Santa Trinita Ave LLC	DE	NIA	Fire Insurance Exchange	Ownership	100.000	Farmers Insurance Exchange	N	
		.00000	81-2487862				3900 Indian Avenue, LLC	DE	NIA	Farmers Insurance Exchange	Ownership	100.000	Farmers Insurance Exchange	N	
		.00000	81-4365602				460 Gibraltar Drive, LLC	DE	NIA	Truck Insurance Exchange	Ownership	100.000	Farmers Insurance Exchange	N	
		.00000	47-2591947				5401 Wiles Road LLC	FL	NIA	Mid-Century Insurance Company	Ownership	100.000	Farmers Insurance Exchange	N	
		.00000	81-1746692				600 Riverside Parkway, LLC	DE	NIA	Farmers Insurance Exchange	Ownership	100.000	Farmers Insurance Exchange	N	
		.00000	82-4386531				6671-6675 North Macarthur Blvd, LLC	DE	NIA	Mid-Century Insurance Company	Ownership	100.000	Farmers Insurance Exchange	N	
.0069	Farmers Insurance Group	.10245	86-0812982				American Federation Insurance Company	TX	IA	21st Century Insurance Group	Ownership	100.000	Farmers Insurance Exchange	N	
.0069	Farmers Insurance Group	.10805	13-3953213				American Pacific Insurance Company, Inc.	HI	IA	Farmers Insurance Hawaii, Inc.	Ownership	100.000	Farmers Insurance Exchange	N	
.0069	Farmers Insurance Group	.11034	34-1893500				Bristol West Casualty Insurance Company	OH	IA	Coast National Insurance Company	Ownership	100.000	Farmers Insurance Exchange	N	
		.00000	13-3994449				Bristol West Holdings, Inc.	DE	UIP	Farmers Insurance Exchange	Ownership	42.000	Farmers Insurance Exchange	Y	
		.00000	13-3994449				Bristol West Holdings, Inc.	DE	UIP	Fire Insurance Exchange	Ownership	3.750	Farmers Insurance Exchange	Y	
		.00000	13-3994449				Bristol West Holdings, Inc.	DE	UIP	Truck Insurance Exchange	Ownership	6.750	Farmers Insurance Exchange	Y	
		.00000	13-3994449				Bristol West Holdings, Inc.	DE	UIP	Mid-Century Insurance Company	Ownership	47.500	Farmers Insurance Exchange	Y	
.0069	Farmers Insurance Group	.19658	38-1865162				Bristol West Insurance Company	OH	RE	Coast National Insurance Company	Ownership	100.000	Farmers Insurance Exchange	N	
							Bristol West Insurance Services of California, Inc.	CA	NIA						
		.00000	65-0880876				Bristol West Insurance Services, Inc. of Florida	FL	NIA	Bristol West Holdings, Inc.	Ownership	100.000	Farmers Insurance Exchange	N	
.0069	Farmers Insurance Group	.12774	86-1174452				Bristol West Preferred Insurance Company	MI	IA	Bristol West Holdings, Inc.	Ownership	100.000	Farmers Insurance Exchange	N	
		.00000	65-0919338				BWIS of Nevada, Inc.	NV	NIA	Bristol West Holdings, Inc.	Ownership	100.000	Farmers Insurance Exchange	N	
.0069	Farmers Insurance Group	.10315	95-4528269				Civic Property and Casualty Company	CA	IA	Fire Insurance Exchange	Ownership	80.000	Fire Insurance Exchange	N	
.0069	Farmers Insurance Group	.10315	95-4528269				Civic Property and Casualty Company	CA	IA	Truck Insurance Exchange	Ownership	20.000	Fire Insurance Exchange	N	
		.00000	76-0543593				Coast National General Agency, Inc.	TX	NIA	Bristol West Holdings, Inc.	Ownership	100.000	Farmers Insurance Exchange	N	
		.00000	33-0246699				Coast National Holding Company	CA	UIP	Bristol West Holdings, Inc.	Ownership	100.000	Farmers Insurance Exchange	N	
.0069	Farmers Insurance Group	.25089	33-0246701				Coast National Insurance Company	CA	UDP	Coast National Holding Company	Ownership	100.000	Farmers Insurance Exchange	N	
.0069	Farmers Insurance Group	.10318	95-4528266				Exact Property and Casualty Company	CA	IA	Fire Insurance Exchange	Ownership	80.000	Fire Insurance Exchange	N	
.0069	Farmers Insurance Group	.10318	95-4528266				Exact Property and Casualty Company	CA	IA	Truck Insurance Exchange	Ownership	20.000	Fire Insurance Exchange	N	
		.00000	77-0530616				Farmers Financial Solutions, LLC	NV	NIA	FFS Holding, LLC	Ownership	100.000	Farmers Insurance Exchange	N	
.0069	Farmers Insurance Group	.21598	95-2626387				Farmers Insurance Company of Arizona	AZ	IA	Farmers Insurance Exchange	Ownership	70.000	Farmers Insurance Exchange	N	
.0069	Farmers Insurance Group	.21598	95-2626387				Farmers Insurance Company of Arizona	AZ	IA	Truck Insurance Exchange	Ownership	20.000	Farmers Insurance Exchange	N	

SCHEDULE Y
PART 1A - DETAIL OF INSURANCE HOLDING COMPANY SYSTEM

1	2	3	4	5	6	7	8	9	10	11	12	13	14	15	16
Group Code	Group Name	NAIC Company Code	ID Number	Federal RSSD	CIK	Name of Securities Exchange if Publicly Traded (U.S. or International)	Names of Parent, Subsidiaries Or Affiliates	Domi-ciliary Location	Relation-ship to Reporting Entity	Directly Controlled by (Name of Entity/Person)	Type of Control (Ownership, Board, Management, Attorney-in-Fact, Influence, Other)	If Control is Ownership Provide Percen-tage	Ultimate Controlling Entity(ies)/Person(s)	Is an SCA Filing Re-quired? (Y/N)	*
.0069	Farmers Insurance Group	21598	95-2626387				Farmers Insurance Company of Arizona	AZ	IA	Fire Insurance Exchange	Ownership	10.000	Farmers Insurance Exchange	N	
.0069	Farmers Insurance Group	21601	95-2626385				Farmers Insurance Company of Idaho	ID	IA	Farmers Insurance Exchange	Ownership	80.000	Farmers Insurance Exchange	N	
.0069	Farmers Insurance Group	21601	95-2626385				Farmers Insurance Company of Idaho	ID	IA	Fire Insurance Exchange	Ownership	6.700	Farmers Insurance Exchange	N	
.0069	Farmers Insurance Group	21601	95-2626385				Farmers Insurance Company of Idaho	ID	IA	Truck Insurance Exchange	Ownership	13.300	Farmers Insurance Exchange	N	
.0069	Farmers Insurance Group	21636	95-2655893				Farmers Insurance Company of Oregon	OR	IA	Farmers Insurance Exchange	Ownership	80.000	Farmers Insurance Exchange	N	
.0069	Farmers Insurance Group	21636	95-2655893				Farmers Insurance Company of Oregon	OR	IA	Truck Insurance Exchange	Ownership	20.000	Farmers Insurance Exchange	N	
.0069	Farmers Insurance Group	21644	95-2655894				Farmers Insurance Company of Washington	WA	IA	Fire Insurance Exchange	Ownership	80.000	Fire Insurance Exchange	N	
.0069	Farmers Insurance Group	21644	95-2655894				Farmers Insurance Company of Washington	WA	IA	Truck Insurance Exchange	Ownership	20.000	Fire Insurance Exchange	N	
.0069	Farmers Insurance Group	21628	48-0609012				Farmers Insurance Company, Inc.	KS	IA	Farmers Insurance Exchange	Ownership	90.000	Farmers Insurance Exchange	N	
.0069	Farmers Insurance Group	21628	48-0609012				Farmers Insurance Company, Inc.	KS	IA	Fire Insurance Exchange	Ownership	10.000	Farmers Insurance Exchange	N	
.0069	Farmers Insurance Group	21652	95-2575893				Farmers Insurance Exchange	CA	UIP	See Note 1	Other			N	
.0069	Farmers Insurance Group	28487	22-2640040				Farmers Insurance Hawaii, Inc.	HI	IA	Mid-Century Insurance Company	Ownership	100.000	Farmers Insurance Exchange	N	
.0069	Farmers Insurance Group	36889	31-0956373				Farmers Insurance of Columbus, Inc.	OH	IA	Farmers Insurance Exchange	Ownership	100.000	Farmers Insurance Exchange	N	
.0069	Farmers Insurance Group	10806	36-4165395				Farmers New Century Insurance Company	IL	IA	Illinois Farmers Insurance Company	Ownership	100.000	Farmers Insurance Exchange	N	
		.00000	95-6048990				Farmers Services Insurance Agency	CA	NIA	Truck Insurance Exchange	Ownership	100.000	Truck Insurance Exchange	N	
.0069	Farmers Insurance Group	43699	59-2326047				Farmers Specialty Insurance Company	MI	IA	Michigan	Ownership	100.000	Farmers Insurance Exchange	N	
.0069	Farmers Insurance Group	24392	74-1067657				Farmers Texas County Mutual Insurance Company	TX	IA	See Note 3	Management		Farmers Insurance Exchange	N	
		.00000	27-0342907				FCOA, LLC	DE	NIA	Michigan	Ownership	100.000	Farmers Insurance Exchange	Y	
		.00000	77-0530617				FFS Holding, LLC	NV	NIA	Mid-Century Insurance Company	Ownership	100.000	Farmers Insurance Exchange	Y	
.0069	Farmers Insurance Group	21660	95-6235715				Fire Insurance Exchange	CA	IA	See Note 4	Other			N	
.0069	Farmers Insurance Group	29254	38-1721730				Foremost County Mutual Insurance Company	TX	IA	See Note 5	Management		Farmers Insurance Exchange	N	
		.00000	38-2505922				Foremost Express Insurance Agency, Inc.	MI	NIA	FCOA, LLC	Ownership	100.000	Farmers Insurance Exchange	N	
.0069	Farmers Insurance Group	11185	38-1407533				Foremost Insurance Company Grand Rapids, Michigan	MI	IA	Farmers Insurance Exchange	Ownership	80.000	Farmers Insurance Exchange	N	
.0069	Farmers Insurance Group	11185	38-1407533				Foremost Insurance Company Grand Rapids, Michigan	MI	IA	Fire Insurance Exchange	Ownership	10.000	Farmers Insurance Exchange	N	
.0069	Farmers Insurance Group	11185	38-1407533				Foremost Insurance Company Grand Rapids, Michigan	MI	IA	Truck Insurance Exchange	Ownership	10.000	Farmers Insurance Exchange	N	
.0069	Farmers Insurance Group	41688	75-1779175				Foremost Lloyds of Texas	TX	IA	See Note 6	Management		Farmers Insurance Exchange	N	
.0069	Farmers Insurance Group	11800	35-1604635				Foremost Property and Casualty Insurance Company	MI	IA	Michigan	Ownership	100.000	Farmers Insurance Exchange	N	
.0069	Farmers Insurance Group	41513	38-2430150				Foremost Signature Insurance Company	MI	IA	Michigan	Ownership	100.000	Farmers Insurance Exchange	N	
		.00000	65-1142050				GP, LLC	DE	NIA	Bristol West Holdings, Inc.	Ownership	100.000	Farmers Insurance Exchange	N	
		.00000	99-0083322				Hawaii Insurance Consultants, Ltd.	HI	NIA	Mid-Century Insurance Company	Ownership	100.000	Farmers Insurance Exchange	Y	
.0069	Farmers Insurance Group	21679	36-2661515				Illinois Farmers Insurance Company	IL	IA	Farmers Insurance Exchange	Ownership	100.000	Farmers Insurance Exchange	N	
		.00000	65-0881673				Insurance Data Systems, G.P.	FL	NIA	Bristol West Holdings, Inc.	Ownership	99.900	Farmers Insurance Exchange	N	
		.00000	65-0881673				Insurance Data Systems, G.P.	FL	NIA	GP, LLC	Ownership	0.100	Farmers Insurance Exchange	N	
		.00000	38-2336672				Kraft Lake Insurance Agency, Inc.	MI	NIA	FCOA, LLC	Ownership	100.000	Farmers Insurance Exchange	N	
		.00000	85-2377860				MC Maple Tree, LLC	DE	NIA	Mid-Century Insurance Company	Ownership	1.000	Farmers Insurance Exchange	N	
.0069	Farmers Insurance Group	21687	95-6016640				Mid-Century Insurance Company	CA	IA	Farmers Insurance Exchange	Ownership	80.000	Farmers Insurance Exchange	N	
.0069	Farmers Insurance Group	21687	95-6016640				Mid-Century Insurance Company	CA	IA	Fire Insurance Exchange	Ownership	10.000	Farmers Insurance Exchange	N	
.0069	Farmers Insurance Group	21687	95-6016640				Mid-Century Insurance Company	CA	IA	Truck Insurance Exchange	Ownership	10.000	Farmers Insurance Exchange	N	
.0069	Farmers Insurance Group	28673	74-2448744				Mid-Century Insurance Company of Texas	TX	IA	Farmers Insurance Exchange	Ownership	100.000	Farmers Insurance Exchange	N	
.0069	Farmers Insurance Group	10317	95-4528264				Neighborhood Spirit Property and Casualty Company	CA	IA	Fire Insurance Exchange	Ownership	80.000	Fire Insurance Exchange	N	
.0069	Farmers Insurance Group	10317	95-4528264				Neighborhood Spirit Property and Casualty Company	CA	IA	Truck Insurance Exchange	Ownership	20.000	Fire Insurance Exchange	N	
.0069	Farmers Insurance Group	33120	65-0109120				Security National Insurance Company	FL	IA	Bristol West Holdings, Inc.	Ownership	100.000	Farmers Insurance Exchange	N	
.0069	Farmers Insurance Group	21695	94-1663548				Texas Farmers Insurance Company	TX	IA	Farmers Insurance Exchange	Ownership	86.280	Farmers Insurance Exchange	N	
.0069	Farmers Insurance Group	21695	94-1663548				Texas Farmers Insurance Company	TX	IA	Mid Century Insurance Company	Ownership	13.720	Farmers Insurance Exchange	N	

SCHEDULE Y
PART 1A - DETAIL OF INSURANCE HOLDING COMPANY SYSTEM

1	2	3	4	5	6	7	8	9	10	11	12	13	14	15	16
Group Code	Group Name	NAIC Company Code	ID Number	Federal RSSD	CIK	Name of Securities Exchange if Publicly Traded (U.S. or International)	Names of Parent, Subsidiaries Or Affiliates	Domi-ciliary Location	Relation-ship to Reporting Entity	Directly Controlled by (Name of Entity/Person)	Type of Control (Ownership, Board, Management, Attorney-in-Fact, Influence, Other)	If Control is Ownership Provide Percen-tage	Ultimate Controlling Entity(ies)/Person(s)	Is an SCA Filing Re-quired? (Y/N)	*
0069	Farmers Insurance Group	44245	13-3551577				Toggle Insurance Company	DE	IA	Mid-Century Insurance Company	Ownership	100.000	Farmers Insurance Exchange	N	
		00000	83-3256280				Toggle Services, LLC	DE	NIA	Toggle Insurance Company	Ownership	100.000	Farmers Insurance Exchange	N	
0069	Farmers Insurance Group	21709	95-2575892				Truck Insurance Exchange	CA	IA	See Note 7	Other			N	
		00000	74-1593853				Western Star Insurance Services, Inc.	TX	NIA	FCOA, LLC	Ownership	100.000	Farmers Insurance Exchange	N	
	***THE FOLLOWING ARE ZURICH INSURANCE GROUP ENTITIES WITHIN NAIC GROUP CODE "0212" AND ARE NOT INCLUDED IN FARMERS INSURANCE GROUP WITHIN NAIC GROUP CODE "0069"						***			***			***		
		00000					Access Franchise Management Limited	GBR	OTH	Zurich Assurance Ltd	Ownership	100.000	Zurich Insurance Group Ltd.	N	12
		00000					ACN 000 141 051 Ltd.	AUS	OTH	Zurich Financial Services Australia Limited	Ownership	100.000	Zurich Insurance Group Ltd.	N	12
		00000					ADAC Autoversicherung AG	DEU	OTH	Zürich Beteiligungs-Aktiengesellschaft (Deutschland)	Ownership	51.000	Zurich Insurance Group Ltd.	N	12
		00000					Afterland Limited	GBR	OTH	Zurich Assurance Ltd	Ownership	100.000	Zurich Insurance Group Ltd.	N	12
		00000					AG Haus der Wirtschaft	CHE	OTH	Zurich Versicherungs-Gesellschaft AG	Ownership	8.163	Zurich Insurance Group Ltd.	N	12
		00000					Allied Dunbar Assurance plc	GBR	OTH	Zurich Financial Services (UKISA) Nominees Limited	Ownership	100.000	Zurich Insurance Group Ltd.	N	12
		00000					Allied Dunbar Financial Services Limited	GBR	OTH	Allied Dunbar Assurance plc	Ownership	100.000	Zurich Insurance Group Ltd.	N	12
		00000					Allied Dunbar Property Services Limited	GBR	OTH	Allied Dunbar Assurance plc	Ownership	100.000	Zurich Insurance Group Ltd.	N	12
		00000					Allied Dunbar Provident plc	GBR	OTH	Allied Dunbar Assurance plc	Ownership	100.000	Zurich Insurance Group Ltd.	N	12
		00000					Allied Zurich Holdings Limited	JEY	OTH	Zurich Versicherungs-Gesellschaft AG	Ownership	100.000	Zurich Insurance Group Ltd.	N	12
		00000					Allied Zurich Limited	GBR	OTH	Zurich Insurance Group Ltd.	Ownership	100.000	Zurich Insurance Group Ltd.	N	12
0212	Zurich U.S. Insurance Pool Group	26247	36-6071400				American Guarantee and Liability Insurance Company	NY	OTH	Zurich American Insurance Company	Ownership	100.000	Zurich Insurance Group Ltd.	Y	12
0212	Zurich U.S. Insurance Pool Group	40142	36-3141762				American Zurich Insurance Company	IL	OTH	Steadfast Insurance Company	Ownership	100.000	Zurich Insurance Group Ltd.	Y	12
		00000					Applyhere Pty Ltd	AUS	OTH	Davidson Trahaire Holding Pty Ltd	Ownership	100.000	Zurich Insurance Group Ltd.	N	12
		00000					Ashdale Land and Property Company Limited	GBR	OTH	Zurich Insurance plc	Ownership	100.000	Zurich Insurance Group Ltd.	N	12
		00000					Asistbras S/A Assistência ao Viajante	BRA	OTH	Travel Ace Internacional de Servicios S.A.	Ownership	65.000	Zurich Insurance Group Ltd.	N	12
		00000					Assistance Online (China) Co Ltd	CHN	OTH	Assistancee Online Pte. Ltd	Ownership	100.000	Zurich Insurance Group Ltd.	N	12
		00000					Assistancee Online HK Ltd	HKG	OTH	Assistancee Online HK Ltd	Ownership	0.000	Zurich Insurance Group Ltd.	N	12
		00000					Assistancee Online HK Ltd	HKG	OTH	Assistancee Online Pte. Ltd	Ownership	100.000	Zurich Insurance Group Ltd.	N	12
		00000					Assistancee Online Pte. Ltd	SGP	OTH	Customer Care Assistance Pty Ltd	Ownership	100.000	Zurich Insurance Group Ltd.	N	12
		00000					Associated Marine Insurers Agents Pty. Limited	AUS	OTH	Zurich Financial Services Australia Limited	Ownership	100.000	Zurich Insurance Group Ltd.	N	12
		00000					ASTIS Holdings Limited	AUS	OTH	Cover-More Finance Pty Limited	Ownership	100.000	Zurich Insurance Group Ltd.	N	12
		00000	36-4851720				Aust Office 1, LLC	DE	OTH	Zurich American Insurance Company	Ownership	100.000	Zurich Insurance Group Ltd.	N	12
		00000					autoSense AG	CHE	OTH	Zürich Versicherungs-Gesellschaft AG	Ownership	33.330	Zurich Insurance Group Ltd.	N	12
		00000					Ballykillilane Holdings Limited	IRL	OTH	Zurich Insurance plc	Ownership	100.000	Zurich Insurance Group Ltd.	N	12
		00000					Bansabadell Pensiones, E.G.F.P, S.A.	ESP	OTH	Zurich Vida, Compania de Seguros y Reaseguros, S.A. - Sociad	Ownership	50.000	Zurich Insurance Group Ltd.	N	12
		00000					Bansabadell Seguros Generales, S.A. de Seguros y Reaseguros	ESP	OTH	Zurich Versicherungs-Gesellschaft AG	Ownership	50.000	Zurich Insurance Group Ltd.	N	12
		00000					Bansabadell Servicios Auxiliares De Seguros, S.L.	ESP	OTH	Bansabadell Seguros Generales, S.A. de Seguros y Reaseguros	Ownership	100.000	Zurich Insurance Group Ltd.	N	12
		00000					Bansabadell Vida S.A. de Seguros y Reaseguros	ESP	OTH	Zurich Vida, Compania de Seguros y Reaseguros, S.A. - Sociad	Ownership	50.000	Zurich Insurance Group Ltd.	N	12
		00000					Benefit Finance Partners, L.L.C.	DE	OTH	Zurich Benefit Finance LLC	Ownership	50.000	Zurich Insurance Group Ltd.	N	12
		00000	13-4097988				BFP Securities LLC	DE	OTH	Benefit Finance Partners, L.L.C.	Ownership	100.000	Zurich Insurance Group Ltd.	N	12
		00000					Bloomington Office LP	DE	OTH	Zurich Structured Finance, Inc.	Ownership	99.000	Zurich Insurance Group Ltd.	N	12
		00000					Bloomington Office MGP Manager, Inc	DE	OTH	Zurich Structured Finance, Inc.	Ownership	100.000	Zurich Insurance Group Ltd.	N	12

SCHEDULE Y
PART 1A - DETAIL OF INSURANCE HOLDING COMPANY SYSTEM

1	2	3	4	5	6	7	8	9	10	11	12	13	14	15	16
Group Code	Group Name	NAIC Company Code	ID Number	Federal RSSD	CIK	Name of Securities Exchange if Publicly Traded (U.S. or International)	Names of Parent, Subsidiaries Or Affiliates	Domi-ciliary Location	Relation-ship to Reporting Entity	Directly Controlled by (Name of Entity/Person)	Type of Control (Ownership, Board, Management, Attorney-in-Fact, Influence, Other)	If Control is Ownership Provide Percentage	Ultimate Controlling Entity(ies)/Person(s)	Is an SCA Filing Re-quired? (Y/N)	*
		.00000					Bloomington Office MGP, LLCDE	.OTH	Zurich Structured Finance, Inc.	Ownership.....	99.000	Zurich Insurance Group Ltd.N	.12
		.00000					Bloomington Office MGP, LLCDE	.OTH	Bloomington Office MGP Manager, Inc	Ownership.....	1.000	Zurich Insurance Group Ltd.N	.12
		.00000					Blue Insurance Australia Pty LtdAUS	.OTH	Blue Insurance Limited	Ownership.....	100.000	Zurich Insurance Group Ltd.N	.12
		.00000					Blue Insurance LimitedIRL	.OTH	Cover-More Australia Pty Ltd	Ownership.....	97.610	Zurich Insurance Group Ltd.N	.12
		.00000					Blue Marble Capital L.P.BMU	.OTH	Blue Marble Micro Limited	Ownership.....	100.000	Zurich Insurance Group Ltd.N	.12
		.00000					Blue Marble Micro LimitedGBR	.OTH	Zürich Versicherungs-Gesellschaft AG	Ownership.....	100.000	Zurich Insurance Group Ltd.N	.12
		.00000					Blue Marble Microinsurance, Inc.DE	.OTH	Blue Marble Micro Limited	Ownership.....	100.000	Zurich Insurance Group Ltd.N	.12
							Bonnfinanz Aktiengesellschaft fur								
		.00000					Vermögensberatung und VermDEU	.OTH	Deutscher Herold Aktiengesellschaft	Ownership.....	100.000	Zurich Insurance Group Ltd.N	.12
		.00000					Bonus Pensionskassen AktiengesellschaftAUT	.OTH	Zurich Versicherungs-Aktiengesellschaft	Ownership.....	87.500	Zurich Insurance Group Ltd.N	.12
		.00000					BONUS Vorsorgekasse AGAUT	.OTH	Zurich Versicherungs-Aktiengesellschaft	Ownership.....	50.000	Zurich Insurance Group Ltd.N	.12
		.00000	47-2289489				BOS Apt 1, LLCDE	.OTH	Zurich American Insurance Company	Ownership.....	100.000	Zurich Insurance Group Ltd.N	.12
		.00000	47-2445859				BOS Apt 2, LLCDE	.OTH	Zurich American Insurance Company	Ownership.....	100.000	Zurich Insurance Group Ltd.N	.12
		.00000	47-1046245				BOS Office 2 LLCDE	.OTH	Zurich American Insurance Company	Ownership.....	100.000	Zurich Insurance Group Ltd.N	.12
		.00000	47-2483669				BOS Office 3, LLCDE	.OTH	Farmers New World Life Insurance Company ..	Ownership.....	100.000	Zurich Insurance Group Ltd.N	.11
		.00000	37-1849541				BOS Office 4, LLCDE	.OTH	Zurich American Insurance Company	Ownership.....	100.000	Zurich Insurance Group Ltd.N	.12
		.00000	47-4684158				BOS Retail 1, LLCDE	.OTH	Zurich American Insurance Company	Ownership.....	100.000	Zurich Insurance Group Ltd.N	.12
		.00000					Bright Box Europe S.A.CHE	.OTH	Bright Box HK Limited	Ownership.....	100.000	Zurich Insurance Group Ltd.N	.12
		.00000					Bright Box HK LimitedCHN	.OTH	Zürich Versicherungs-Gesellschaft AG	Ownership.....	100.000	Zurich Insurance Group Ltd.N	.12
		.00000					Bright Box Hungary KFTHUN	.OTH	Bright Box HK Limited	Ownership.....	100.000	Zurich Insurance Group Ltd.N	.12
		.00000					Bright Box Middle East FZCOARE	.OTH	Bright Box HK Limited	Ownership.....	100.000	Zurich Insurance Group Ltd.N	.12
		.00000					Brinker Retail MGP, LLCDE	.OTH	Zurich Structured Finance, Inc.	Ownership.....	99.000	Zurich Insurance Group Ltd.N	.12
		.00000					Bristlecourt LimitedGBR	.OTH	Zurich Assurance Ltd	Ownership.....	100.000	Zurich Insurance Group Ltd.N	.12
										Zurich Insurance Company Ltd, Bermuda					
		.00000					Cayley Aviation Ltd.BMU	.OTH	Branch	Ownership.....	100.000	Zurich Insurance Group Ltd.N	.12
		.00000					Celta Assistance SLESP	.OTH	Universal Assistance S.A.	Ownership.....	100.000	Zurich Insurance Group Ltd.N	.12
		.00000	13-4038482				Centre Group Holdings (U.S.) LimitedDE	.OTH	Zurich Finance Company Ltd	Ownership.....	100.000	Zurich Insurance Group Ltd.N	.12
.0212	Zurich Ins Group	34649	13-2653231				Centre Insurance CompanyDE	.OTH	Centre Solutions (U.S.) Limited	Ownership.....	100.000	Zurich Insurance Group Ltd.N	.12
.0212	Zurich Ins Group	80896	04-1589940				Centre Life Insurance CompanyMA	.OTH	Centre Solutions (U.S.) Limited	Ownership.....	100.000	Zurich Insurance Group Ltd.N	.12
		.00000	AA-3190673				Centre Reinsurance (U.S.) LimitedBMU	.OTH	Centre Group Holdings (U.S.) Limited	Ownership.....	100.000	Zurich Insurance Group Ltd.N	.12
		.00000					Centre Solutions (Bermuda) LimitedBMU	.OTH	Zurich Finance Company Ltd	Ownership.....	100.000	Zurich Insurance Group Ltd.N	.12
		.00000	AA-3190822				Centre Solutions (U.S.) LimitedBMU	.OTH	Centre Group Holdings (U.S.) Limited	Ownership.....	100.000	Zurich Insurance Group Ltd.N	.12
		.00000	32-0616217				Charlotte Industrial 2, LLCDE	.OTH	Farmers New World Life Insurance Company ..	Ownership.....	100.000	Zurich Insurance Group Ltd.N	.11
		.00000	30-1113235				Charlotte Office 1, LLCDE	.OTH	Zurich American Insurance Company	Ownership.....	100.000	Zurich Insurance Group Ltd.N	.12
		.00000	38-3988749				CHI APT 1, LLCDE	.OTH	Zurich American Insurance Company	Ownership.....	100.000	Zurich Insurance Group Ltd.N	.12
		.00000	47-4429730				CHI IND 1, LLCDE	.OTH	Farmers New World Life Insurance Company ..	Ownership.....	100.000	Zurich Insurance Group Ltd.N	.11
		.00000					Chilena Consolidada Seguros de Vida S.A.CHL	.OTH	Inversiones Suizo Chilena S.A.	Ownership.....	98.977	Zurich Insurance Group Ltd.N	.12
		.00000	AA-2280100		196453	Bolsa de Comercio de Santiago	Chilena Consolidada Seguros Generales S.A.CHL	.OTH	Chilena Consolidada Seguros de Vida S.A.	Ownership.....	7.405	Zurich Insurance Group Ltd.N	.12
		.00000	AA-2280100		196453	Bolsa de Comercio de Santiago	Chilena Consolidada Seguros Generales S.A.CHL	.OTH	Inversiones Suizo Chilena S.A.	Ownership.....	82.732	Zurich Insurance Group Ltd.N	.12
		.00000					City of London Insurance Company LimitedGBR	.OTH	Eagle Star Insurance Company Limited	Ownership.....	100.000	Zurich Insurance Group Ltd.N	.12
							"Second Marche" part of								
		.00000			0000034431	EURONEXT PARIS stock	COFITEM-COFIMURFRA	.OTH	Zurich Versicherungs-Gesellschaft AG	Ownership.....	12.405	Zurich Insurance Group Ltd.N	.12
		.00000				exchange since 1987	Collierville Center, LPDE	.OTH	Zurich Structured Finance, Inc.	Ownership.....	99.000	Zurich Insurance Group Ltd.N	.12
							Colonial American Casualty and Surety								
.0212	Zurich U.S. Insurance Pool Group	34347	52-1096670				CompanyIL	.OTH	Fidelity and Deposit Company of Maryland ..	Ownership.....	100.000	Zurich Insurance Group Ltd.Y	.12
		.00000					Concisa Vorsorgeberatung und Management AG ..	.AUT	.OTH	Bonus Pensionskassen Aktiengesellschaft	Ownership.....	100.000	Zurich Insurance Group Ltd.N	.12
		.00000					Concourse Skelmersdale LimitedGBR	.OTH	Zurich Financial Services (UKISA) Limited ..	Ownership.....	100.000	Zurich Insurance Group Ltd.N	.12
		.00000					Cover-More (NZ) LimitedNZL	.OTH	Cover-More Australia Pty Ltd	Ownership.....	100.000	Zurich Insurance Group Ltd.N	.12
		.00000					Cover-More Asia Pte. LtdSGP	.OTH	Travel Assist Pty Limited	Ownership.....	100.000	Zurich Insurance Group Ltd.N	.12
		.00000					Cover-More Australia Pty LtdAUS	.OTH	Cover-More Holdings Pty Ltd	Ownership.....	100.000	Zurich Insurance Group Ltd.N	.12
		.00000					Cover-More Finance Pty LimitedAUS	.OTH	Cover-More Group Limited	Ownership.....	100.000	Zurich Insurance Group Ltd.N	.12

SCHEDULE Y
PART 1A - DETAIL OF INSURANCE HOLDING COMPANY SYSTEM

1	2	3	4	5	6	7	8	9	10	11	12	13	14	15	16
Group Code	Group Name	NAIC Company Code	ID Number	Federal RSSD	CIK	Name of Securities Exchange if Publicly Traded (U.S. or International)	Names of Parent, Subsidiaries Or Affiliates	Domi-ciliary Location	Relation-ship to Reporting Entity	Directly Controlled by (Name of Entity/Person)	Type of Control (Ownership, Board, Management, Attorney-in-Fact, Influence, Other)	If Control is Ownership Provide Percen-tage	Ultimate Controlling Entity(ies)/Person(s)	Is an SCA Filing Re-quired? (Y/N)	*
		.00000					Cover-More Group Limited	.AUS	.OTH	Zurich Travel Solutions Pty Limited	Ownership	100.000	Zurich Insurance Group Ltd.	.N	.12
		.00000					Cover-More Holdings Pty Ltd	.AUS	.OTH	Travel Assist Pty Limited	Ownership	100.000	Zurich Insurance Group Ltd.	.N	.12
		.00000					Cover-More Holdings USA Inc.	.DE	.OTH	Travel Assist Pty Limited	Ownership	100.000	Zurich Insurance Group Ltd.	.N	.12
		.00000					Cover-More Inc.	.DE	.OTH	Cover-More Holdings USA Inc.	Ownership	100.000	Zurich Insurance Group Ltd.	.N	.12
		.00000					Cover-More Insurance Services Limited	.GBR	.OTH	Cover-More Australia Pty Ltd	Ownership	100.000	Zurich Insurance Group Ltd.	.N	.12
		.00000					Cover-More Insurance Services Pty Ltd	.AUS	.OTH	Travel Assist Pty Limited	Ownership	100.000	Zurich Insurance Group Ltd.	.N	.12
										Zurich Insurance Company Ltd, Bermuda					
		.00000					CP Holding Limited	.VGB	.OTH	Branch	Ownership	100.000	Zurich Insurance Group Ltd.	.N	.12
		.00000					CREC (Ceridien) Lender, LLC	.DE	.OTH	Zurich American Insurance Company	Ownership	0.000	Zurich Insurance Group Ltd.	.N	
		.00000	83-2914126				CREC (COLLIERVILLE), LLC	.DE	.OTH	Zurich Structured Finance, Inc.	Ownership	100.000	Zurich Insurance Group Ltd.	.N	.12
		.00000					CREC (Durham), LLC	.DE	.OTH	Zurich Structured Finance, Inc.	Ownership	100.000	Zurich Insurance Group Ltd.	.N	.12
		.00000					CREC (Hagerstown) Lender, LLC	.DE	.OTH	Zurich Structured Finance, Inc.	Ownership	100.000	Zurich Insurance Group Ltd.	.N	.12
		.00000					CREC (Hagerstown) Owner, LLC	.MD	.OTH	Zurich Structured Finance, Inc.	Ownership	0.000	Zurich Insurance Group Ltd.	.N	
		.00000					CREC (Las Vegas), LLC	.DE	.OTH	Zurich Structured Finance, Inc.	Ownership	100.000	Zurich Insurance Group Ltd.	.N	.12
		.00000					CREC (Sacramento), LLC	.DE	.OTH	Zurich Structured Finance, Inc.	Ownership	100.000	Zurich Insurance Group Ltd.	.N	.12
		.00000					CREC (Sioux Falls), LLC	.DE	.OTH	Zurich Structured Finance, Inc.	Ownership	100.000	Zurich Insurance Group Ltd.	.N	.12
		.00000					CREC (Sioux Falls) Lender, LLC	.DE	.OTH	Zurich Structured Finance, Inc.	Ownership	100.000	Zurich Insurance Group Ltd.	.N	.12
		.00000					Cursud N.V.	.ANT	.OTH	Zurich Versicherungs-Gesellschaft AG	Ownership	100.000	Zurich Insurance Group Ltd.	.N	.12
		.00000					Customer Care Assistance Pty Ltd	.AUS	.OTH	Customer Care Holdings Pty Ltd	Ownership	100.000	Zurich Insurance Group Ltd.	.N	.12
		.00000					Customer Care Holdings Pty Ltd	.AUS	.OTH	Travel Assist Pty Limited	Ownership	100.000	Zurich Insurance Group Ltd.	.N	.12
		.00000					Customer Care Pty Ltd	.AUS	.OTH	Customer Care Holdings Pty Ltd	Ownership	100.000	Zurich Insurance Group Ltd.	.N	.12
							DA Deutsche Allgemeine Versicherung			Zürich Beteiligungs-Aktiengesellschaft					
		.00000					Aktiengesellschaft	.DEU	.OTH	(Deutschland)	Ownership	100.000	Zurich Insurance Group Ltd.	.N	.12
		.00000					Dallas Office MGP Manager, Inc.	.DE	.OTH	Zurich Structured Finance, Inc.	Ownership	100.000	Zurich Insurance Group Ltd.	.N	.12
		.00000					Dallas Office MGP, LLC	.DE	.OTH	Zurich Structured Finance, Inc.	Ownership	99.000	Zurich Insurance Group Ltd.	.N	.12
		.00000					Dallas Office MGP, LLC	.DE	.OTH	Dallas Office MGP Manager, Inc.	Ownership	1.000	Zurich Insurance Group Ltd.	.N	.12
		.00000					Dallas Tower LP	.DE	.OTH	Zurich Structured Finance, Inc.	Ownership	99.000	Zurich Insurance Group Ltd.	.N	.12
							Davidson Trahaire Corpsych (Singapore) Pte.								
		.00000					Limited	.SGP	.OTH	DTC Bidco Pty Ltd	Ownership	100.000	Zurich Insurance Group Ltd.	.N	.12
		.00000					Davidson Trahaire Corpsych Pty Ltd	.AUS	.OTH	Davidson Trahaire Holding Pty Ltd	Ownership	65.000	Zurich Insurance Group Ltd.	.N	.12
		.00000					Davidson Trahaire Corpsych Pty Ltd	.AUS	.OTH	Applyhere Pty Ltd	Ownership	35.000	Zurich Insurance Group Ltd.	.N	.12
		.00000					Davidson Trahaire Holding Pty Ltd	.AUS	.OTH	DTC Australia Pty Ltd	Ownership	100.000	Zurich Insurance Group Ltd.	.N	.12
		.00000					DB Vita S.A.	.LUX	.OTH	Deutscher Herold Aktiengesellschaft	Ownership	25.000	Zurich Insurance Group Ltd.	.N	.12
		.00000	47-4654837				DC Apt 1, LLC	.DE	.OTH	Zurich American Insurance Company	Ownership	100.000	Zurich Insurance Group Ltd.	.N	.12
		.00000	82-2833981				DC Retail 1, LLC	.DE	.OTH	Farmers New World Life Insurance Company	Ownership	100.000	Zurich Insurance Group Ltd.	.N	.11
		.00000					Delkir S.A.	.URY	.OTH	Zürich Versicherungs-Gesellschaft AG	Ownership	100.000	Zurich Insurance Group Ltd.	.N	.12
		.00000					Delta Wetlands Properties	.IL	.OTH	KLMLP 2, LLC	Ownership	90.000	Zurich Insurance Group Ltd.	.N	.12
		.00000					Delta Wetlands Properties	.IL	.OTH	KLMLP 3, LLC	Ownership	10.000	Zurich Insurance Group Ltd.	.N	.12
		.00000	84-3610066				DEN 1ND 1, LLC	.DE	.OTH	Farmers New World Life Insurance Company	Ownership	100.000	Zurich Insurance Group Ltd.	.N	.11
		.00000					DEN Industrial 2, LLC	.DE	.OTH	Zurich American Insurance Company	Ownership	100.000	Zurich Insurance Group Ltd.	.N	.11
		.00000	47-1387852				DEN Retail 1 LLC	.DE	.OTH	Farmers New World Life Insurance Company	Ownership	100.000	Zurich Insurance Group Ltd.	.N	.11
										Zürich Beteiligungs-Aktiengesellschaft					
		.00000					Dentolo Deutschland GmbH	.DEU	.OTH	(Deutschland)	Ownership	100.000	Zurich Insurance Group Ltd.	.N	.12
		.00000					Derimed S.A.	.ARG	.OTH	Zürich Versicherungs-Gesellschaft AG	Ownership	100.000	Zurich Insurance Group Ltd.	.N	.12
							Deutsche Zurich Pensiones, Entidad Gestora de Fondos de Pens	.ESP	.OTH	Zurich Vida, Compania de Seguros y Reaseguros, S.A. - Sociad	Ownership	50.000	Zurich Insurance Group Ltd.	.N	.12
										Zürich Beteiligungs-Aktiengesellschaft					
		.00000					Deutscher Herold Aktiengesellschaft	.DEU	.OTH	(Deutschland)	Ownership	79.826	Zurich Insurance Group Ltd.	.N	.12
		.00000					Deutscher Pensionsfonds Aktiengesellschaft	.DEU	.OTH	Deutscher Herold Aktiengesellschaft	Ownership	74.900	Zurich Insurance Group Ltd.	.N	.12
		.00000					Deutsches Institut fur Altersvorsorge GmbH	.DEU	.OTH	Deutscher Herold Aktiengesellschaft	Ownership	22.000	Zurich Insurance Group Ltd.	.N	.12
		.00000					DIG GmbH	.DEU	.OTH	Digital Insurance Group B.V.	Ownership	100.000	Zurich Insurance Group Ltd.	.N	.12
		.00000					Digital Insurance Group B.V.	.MLD	.OTH	Zürich Versicherungs-Gesellschaft AG	Ownership	10.000	Zurich Insurance Group Ltd.	.N	.12
		.00000					DTC Australia Pty Ltd	.AUS	.OTH	DTC Bidco Pty Ltd	Ownership	100.000	Zurich Insurance Group Ltd.	.N	.12
		.00000					DTC Bidco Pty Ltd	.AUS	.OTH	DTC Holdco Pty Ltd	Ownership	100.000	Zurich Insurance Group Ltd.	.N	.12

SCHEDULE Y
PART 1A - DETAIL OF INSURANCE HOLDING COMPANY SYSTEM

1	2	3	4	5	6	7	8	9	10	11	12	13	14	15	16
Group Code	Group Name	NAIC Company Code	ID Number	Federal RSSD	CIK	Name of Securities Exchange if Publicly Traded (U.S. or International)	Names of Parent, Subsidiaries Or Affiliates	Domi-ciliary Loca-tion	Relation-ship to Reporting Entity	Directly Controlled by (Name of Entity/Person)	Type of Control (Ownership, Board, Management, Attorney-in-Fact, Influence, Other)	If Control is Owner-ship Provide Percen-tage	Ultimate Controlling Entity(ies)/Person(s)	Is an SCA Filing Re-quired? (Y/N)	*
		.00000					DTC Holdco Pty Ltd	.AUS	.OTH	ASTIS Holdings Limited	Ownership	100.000	Zurich Insurance Group Ltd.	.N	.12
		.00000					DTC NZ Bidco Limited	.NZL	.OTH	DTC Bidco Pty Ltd	Ownership	100.000	Zurich Insurance Group Ltd.	.N	.12
		.00000					Dunbar Assets Ireland	.IRL	.OTH	Zurich Finance Company Ltd	Ownership	0.037	Zurich Insurance Group Ltd.	.N	.12
		.00000					Dunbar Assets Ireland	.IRL	.OTH	ZCMC II Holdings Limited	Ownership	99.963	Zurich Insurance Group Ltd.	.N	.12
		.00000					Dunbar Assets plc	.GBR	.OTH	Dunbar Assets Ireland	Ownership	100.000	Zurich Insurance Group Ltd.	.N	.12
		.00000					Dunbar Nominees Limited	.GBR	.OTH	Dunbar Assets plc	Ownership	100.000	Zurich Insurance Group Ltd.	.N	.12
		.00000					Dunbar Sports and Social Club Limited	.GBR	.OTH	Allied Dunbar Assurance plc	Ownership	100.000	Zurich Insurance Group Ltd.	.N	.12
		.00000					Dusfal S.A.	.URY	.OTH	Zürich Versicherungs-Gesellschaft AG	Ownership	100.000	Zurich Insurance Group Ltd.	.N	.12
		.00000					Eagle Star (Leasing) Limited	.GBR	.OTH	Zurich Assurance Ltd	Ownership	100.000	Zurich Insurance Group Ltd.	.N	.12
		.00000					Eagle Star Direct Services Limited	.GBR	.OTH	Zurich UK General Services Limited	Ownership	100.000	Zurich Insurance Group Ltd.	.N	.12
							Eagle Star European Life Assurance Company Limited	.IRL	.OTH	Zurich Life Assurance plc	Ownership	100.000	Zurich Insurance Group Ltd.	.N	.12
		.00000					Eagle Star Forests Limited	.GBR	.OTH	Zurich Assurance Ltd	Ownership	100.000	Zurich Insurance Group Ltd.	.N	.12
		.00000					Eagle Star Holding Company of Ireland	.IRL	.OTH	Zurich Assurance Ltd	Ownership	100.000	Zurich Insurance Group Ltd.	.N	.12
		.00000					Eagle Star Holdings Limited	.GBR	.OTH	Zurich Financial Services (UKISA) Limited	Ownership	100.000	Zurich Insurance Group Ltd.	.N	.12
		.00000					Eagle Star Insurance Company Limited	.GBR	.OTH	Zurich Versicherungs-Gesellschaft AG	Ownership	100.000	Zurich Insurance Group Ltd.	.N	.12
		.00000					Eagle Star Loans Limited	.GBR	.OTH	Zurich Assurance Ltd	Ownership	100.000	Zurich Insurance Group Ltd.	.N	.12
		.00000					Eagle Star Securities Limited	.GBR	.OTH	Zurich Insurance plc	Ownership	100.000	Zurich Insurance Group Ltd.	.N	.12
										Zurich Insurance Company Ltd - Rappresentanza Generale per l	Ownership	35.712	Zurich Insurance Group Ltd.	.N	.12
.0212	Zurich U.S. Insurance Pool Group	.00000					Edilspettacolo SRL	.ITA	.OTH		Ownership			.Y	.12
		.21326	47-6022701				Empire Fire and Marine Insurance Company	.IL	.OTH	Zurich American Insurance Company	Ownership	100.000	Zurich Insurance Group Ltd.	.Y	.12
.0212	Zurich U.S. Insurance Pool Group	.21334	73-6091717				Empire Indemnity Insurance Company	.OK	.OTH	Zurich American Insurance Company	Ownership	100.000	Zurich Insurance Group Ltd.	.Y	.12
		.00000					Employee Services Limited	.GBR	.OTH	Allied Dunbar Financial Services Limited	Ownership	100.000	Zurich Insurance Group Ltd.	.N	.12
		.00000					Endsleigh Financial Services Limited	.GBR	.OTH	Zurich Holdings (UK) Limited	Ownership	100.000	Zurich Insurance Group Ltd.	.N	.12
		.00000					Endsleigh Pension Trustee Limited	.GBR	.OTH	Zurich Holdings (UK) Limited	Ownership	100.000	Zurich Insurance Group Ltd.	.N	.12
		.00000					Eritage S.A.	.URY	.OTH	Zürich Versicherungs-Gesellschaft AG	Ownership	65.000	Zurich Insurance Group Ltd.	.N	.12
		.00000					ES Plympton Nominee 1 Limited	.GBR	.OTH	Zurich Assurance Ltd	Ownership	100.000	Zurich Insurance Group Ltd.	.N	.12
		.00000					ES Plympton Nominee 2 Limited	.GBR	.OTH	Zurich Assurance Ltd	Ownership	100.000	Zurich Insurance Group Ltd.	.N	.12
		.00000					ESI Financing Limited	.GBR	.OTH	Eagle Star Insurance Company Limited	Ownership	0.000	Zurich Insurance Group Ltd.	.N	.12
		.00000					ESI Financing Limited	.GBR	.OTH	Zurich Versicherungs-Gesellschaft AG	Ownership	100.000	Zurich Insurance Group Ltd.	.N	.12
		.00000					Euclid KY Annex, LP	.DE	.OTH	Zurich Structured Finance, Inc.	Ownership	99.000	Zurich Insurance Group Ltd.	.N	.12
		.00000					Euclid Office LP	.DE	.OTH	Zurich Structured Finance, Inc.	Ownership	99.000	Zurich Insurance Group Ltd.	.N	.12
		.00000					Euclid Warehouses LP	.DE	.OTH	Zurich Structured Finance, Inc.	Ownership	99.000	Zurich Insurance Group Ltd.	.N	.12
							Euroamérica Administradora General de Fondos S.A	.CHL	.OTH	Chilena Consolidada Seguros de Vida S.A.	Ownership	100.000	Zurich Insurance Group Ltd.	.N	.12
		.00000								Zurich Insurance plc Niederlassung fur Deutschland	Ownership	5.000	Zurich Insurance Group Ltd.	.N	.12
		.00000	45-3561769				Extremus Versicherung-Aktiengesellschaft	.DEU	.OTH		Ownership			.N	.12
		.00000	95-0725935				Farmers Family Fund	.CA	.OTH	Farmers Group, Inc.	Ownership	100.000	Zurich Insurance Group Ltd.	.N	.11
		.00000	95-0725935				Farmers Group, Inc.	.NV	.OTH	Zurich Versicherungs-Gesellschaft AG	Ownership	87.900	Zurich Insurance Group Ltd.	.N	.11
		.00000	95-0725935				Farmers Group, Inc.	.NV	.OTH	Zurich Insurance Group Ltd.	Ownership	12.100	Zurich Insurance Group Ltd.	.N	.11
.0212	Zurich Ins Group	.00000	46-4261000				Farmers Life Insurance Company of New York	.NY	.OTH	Farmers New World Life Insurance Company	Ownership	100.000	Zurich Insurance Group Ltd.	.N	.11
.0212	Zurich Ins Group	.63177	91-0335750				Farmers New World Life Insurance Company	.WA	.OTH	Farmers Group, Inc.	Ownership	100.000	Zurich Insurance Group Ltd.	.N	.11
.0212	Zurich Ins Group	.10873	95-4650862				Farmers Reinsurance Company	.CA	.OTH	Farmers Group, Inc.	Ownership	100.000	Zurich Insurance Group Ltd.	.N	.11
		.00000					Farmers Services Corporation	.NV	.OTH	Farmers Group, Inc.	Ownership	100.000	Zurich Insurance Group Ltd.	.N	.11
		.00000					Farmers Underwriters Association	.CA	.OTH	Farmers Group, Inc.	Ownership	100.000	Zurich Insurance Group Ltd.	.N	.11
.0212	Zurich U.S. Insurance Pool Group	.39306	13-3046577				Fidelity and Deposit Company of Maryland	.IL	.OTH	Zurich American Insurance Company	Ownership	100.000	Zurich Insurance Group Ltd.	.Y	.12
		.00000					FIG Holding Company	.CA	.OTH	Farmers Group, Inc.	Ownership	100.000	Zurich Insurance Group Ltd.	.N	.11
		.00000					FIG Leasing Co., Inc.	.CA	.OTH	Farmers Group, Inc.	Ownership	100.000	Zurich Insurance Group Ltd.	.N	.11
		.00000	95-2670247				Fire Underwriters Association	.CA	.OTH	Farmers Group, Inc.	Ownership	100.000	Zurich Insurance Group Ltd.	.N	.11
		.00000					Fitsense Insurance Services Pty Ltd	.AUS	.OTH	Travel Assist Pty Limited	Ownership	100.000	Zurich Insurance Group Ltd.	.N	.12
		.00000					Futuro de Bolivia S.A. Administradora de Fondos de Pensiones	.BOL	.OTH	Zurich Boliviana Seguros Personales S.A.	Ownership	8.422	Zurich Insurance Group Ltd.	.N	.12
		.00000					Futuro de Bolivia S.A. Administradora de Fondos de Pensiones	.BOL	.OTH	Zurich South America Invest AB	Ownership	71.578	Zurich Insurance Group Ltd.	.N	.12

SCHEDULE Y
PART 1A - DETAIL OF INSURANCE HOLDING COMPANY SYSTEM

1	2	3	4	5	6	7	8	9	10	11	12	13	14	15	16
Group Code	Group Name	NAIC Company Code	ID Number	Federal RSSD	CIK	Name of Securities Exchange if Publicly Traded (U.S. or International)	Names of Parent, Subsidiaries Or Affiliates	Domi-ciliary Location	Relation-ship to Reporting Entity	Directly Controlled by (Name of Entity/Person)	Type of Control (Ownership, Board, Management, Attorney-in-Fact, Influence, Other)	If Control is Ownership Provide Percentage	Ultimate Controlling Entity(ies)/Person(s)	Is an SCA Filing Re-quired? (Y/N)	*
		.00000	35-2281892				FX Insurance Agency, LLC	.DE	.DTH	FIG Leasing Co., Inc.	Ownership	100.000	Zurich Insurance Group Ltd.	.N	.2
		.00000	83-1572480				FX Insurance Agency Hawaii, LLC	.HI	.DTH	FIG Leasing Co., Inc.	Ownership	100.000	Zurich Insurance Group Ltd.	.N	.11
		.00000					General Surety & Guarantee Co Limited	.GBR	.DTH	Zurich Insurance Company (U.K.) Limited	Ownership	100.000	Zurich Insurance Group Ltd.	.N	.12
		.00000					Groveswood Property Holdings Limited	.GBR	.DTH	Eagle Star Holdings Limited	Ownership	100.000	Zurich Insurance Group Ltd.	.N	.12
		.00000					H4B Humboldtthafen Einheitsgesellschaft GmbH&Co.KG	.DEU	.DTH	REX-ZDHL S.C.S. SICAV-SIF	Ownership	94.900	Zurich Insurance Group Ltd.	.N	.12
		.00000					Halo Holdco Limited	.GBR	.DTH	Cover-More Australia Pty Ltd	Ownership	100.000	Zurich Insurance Group Ltd.	.N	.12
		.00000					Halo Holdco Limited	.GBR	.DTH	Zürich Versicherungs-Gesellschaft AG	Ownership	0.000	Zurich Insurance Group Ltd.	.N	.12
		.00000					Halo Insurance Services Limited	.GBR	.DTH	Halo Holdco Limited	Ownership	100.000	Zurich Insurance Group Ltd.	.N	.12
		.00000					Halo Insurance Services Pty Ltd	.AUS	.DTH	Halo Insurance Services Limited	Ownership	100.000	Zurich Insurance Group Ltd.	.N	.12
		.00000					Hawkecentral Limited	.GBR	.DTH	Zurich Assurance Ltd	Ownership	100.000	Zurich Insurance Group Ltd.	.N	.12
		.00000					Healthlogix Pty Ltd	.AUS	.DTH	Insite Holdings Pty Ltd	Ownership	100.000	Zurich Insurance Group Ltd.	.N	
		.00000					Healthlogix Technology Eireli	.BRA	.DTH	Healthlogix Pty Ltd	Ownership	100.000	Zurich Insurance Group Ltd.	.N	
		.00000					Healthinsite Proprietary Limited	.ZAF	.DTH	Zürich Versicherungs-Gesellschaft AG	Ownership	100.000	Zurich Insurance Group Ltd.	.N	
		.00000					Herengracht Investments B.V	.DEU	.DTH	RE Curve Holding B.V.	Ownership	100.000	Zurich Insurance Group Ltd.	.N	.12
		.00000					Home & Overseas Insurance Company Limited	.GBR	.DTH	Eagle Star Insurance Company Limited	Ownership	100.000	Zurich Insurance Group Ltd.	.N	.12
		.00000	32-0478525				Hoplite Reinsurance Company of Vermont, Inc.	.VT	.DTH	Zurich Holding Company of America, Inc.	Ownership	100.000	Zurich Insurance Group Ltd.	.N	.12
		.00000	46-2975161				HOU IND 1, LLC	.DE	.DTH	Zurich American Insurance Company	Ownership	100.000	Zurich Insurance Group Ltd.	.N	.12
		.00000	46-2984834				HOU IND 2, LLC	.DE	.DTH	Zurich American Insurance Company	Ownership	100.000	Zurich Insurance Group Ltd.	.N	.12
		.00000					HOU IND 3, LLC	.DE	.DTH	Zurich American Insurance Company	Ownership	100.000	Zurich Insurance Group Ltd.	.N	.12
		.00000					Independence Center Realty L.P.	.DE	.DTH	Philadelphia Investor, LLC	Ownership	89.000	Zurich Insurance Group Ltd.	.N	.12
		.00000					INNATE, Inc.	.DC	.DTH	Cover-More Holdings USA Inc.	Ownership	100.000	Zurich Insurance Group Ltd.	.N	.12
		.00000					Insite Holdings Pty Ltd	.AUS	.DTH	Zürich Versicherungs-Gesellschaft AG	Ownership	100.000	Zurich Insurance Group Ltd.	.N	
		.00000					INTEGRA Versicherungsdienst GmbH	.AUT	.DTH	Zurich Versicherungs-Aktiengesellschaft	Ownership	100.000	Zurich Insurance Group Ltd.	.N	.12
		.00000					International Travel Assistance S.A.	.PAN	.DTH	Zürich Versicherungs-Gesellschaft AG	Ownership	55.000	Zurich Insurance Group Ltd.	.N	.12
		.00000					Inversiones Suizo Chilena S.A.	.CHL	.DTH	Inversiones Suizo-Argentina S.A.	Ownership	0.001	Zurich Insurance Group Ltd.	.N	.12
		.00000					Inversiones Suizo Chilena S.A.	.CHL	.DTH	Zurich Versicherungs-Gesellschaft AG	Ownership	99.999	Zurich Insurance Group Ltd.	.N	.12
		.00000								Zurich Lebensversicherung-Gesellschaft AG					
		.00000					Inversiones Suizo-Argentina S.A.	.ARG	.DTH		Ownership	5.004	Zurich Insurance Group Ltd.	.N	.12
		.00000					Inversiones Suizo-Argentina S.A.	.ARG	.DTH	Zurich Versicherungs-Gesellschaft AG	Ownership	94.996	Zurich Insurance Group Ltd.	.N	.12
		.00000					Inversiones ZS America Dos Limitada	.CHL	.DTH	Inversiones ZS America SpA	Ownership	100.000	Zurich Insurance Group Ltd.	.N	.12
		.00000					Inversiones ZS America SpA	.CHL	.DTH	Zurich Santander Insurance America, S.L.	Ownership	100.000	Zurich Insurance Group Ltd.	.N	.12
		.00000					Inversiones ZS America Tres SpA	.CHL	.DTH	Zurich Santander Insurance America, S.L.	Ownership	100.000	Zurich Insurance Group Ltd.	.N	.12
		.00000					Irish National Insurance Company p.l.c.	.IRL	.DTH	Zurich Insurance plc	Ownership	100.000	Zurich Insurance Group Ltd.	.N	.12
		.00000					Isis S.A.	.ARG	.DTH	Inversiones Suizo-Argentina S.A.	Ownership	60.501	Zurich Insurance Group Ltd.	.N	.12
		.00000					Isis S.A.	.ARG	.DTH	Zurich Versicherungs-Gesellschaft AG	Ownership	39.499	Zurich Insurance Group Ltd.	.N	.12
		.00000					JFS/ZSF 1997 L.P.	.VA	.DTH	Zurich Structured Finance, Inc.	Ownership	99.000	Zurich Insurance Group Ltd.	.N	.12
		.00000					JFS/ZSF 1998, L.P.	.VA	.DTH	Zurich Structured Finance, Inc.	Ownership	99.000	Zurich Insurance Group Ltd.	.N	.12
		.00000					Kansas City Office LP	.DE	.DTH	Zurich Structured Finance, Inc.	Ownership	99.000	Zurich Insurance Group Ltd.	.N	.12
		.00000					Kansas Office MGP Manager, Inc.	.DE	.DTH	Zurich Structured Finance, Inc.	Ownership	100.000	Zurich Insurance Group Ltd.	.N	.12
		.00000					Kansas Office MGP, LLC	.DE	.DTH	Zurich Structured Finance, Inc.	Ownership	99.000	Zurich Insurance Group Ltd.	.N	.12
		.00000					Kansas Office MGP, LLC	.DE	.DTH	Kansas Office MGP Manager, Inc.	Ownership	1.000	Zurich Insurance Group Ltd.	.N	.12
		.00000					Karvat Cover-More Assist. Pvt Ltd.	.IND	.DTH	Cover-More Asia Pte. Ltd	Ownership	100.000	Zurich Insurance Group Ltd.	.N	.12
		.00000					Kennet Road 1 UK Limited	.GBR	.DTH	Zurich Assurance Ltd	Ownership	100.000	Zurich Insurance Group Ltd.	.N	.12
		.00000					Kennet Road 2 UK Limited	.GBR	.DTH	Zurich Assurance Ltd	Ownership	100.000	Zurich Insurance Group Ltd.	.N	.12
		.00000					Klare Corredora de Seguros S.A.	.CHL	.DTH	Zurich Insurance Mobile Solutions AG	Ownership		Zurich Insurance Group Ltd.	.N	.12
		.00000					KLMLP 2, LLC	.DE	.DTH	KLMLP, L.P.	Ownership	100.000	Zurich Insurance Group Ltd.	.N	.12
		.00000					KLMLP 3, LLC	.DE	.DTH	KLMLP 2, LLC	Ownership	100.000	Zurich Insurance Group Ltd.	.N	.12
		.00000					KLMLP, L.P.	.DE	.DTH	Zurich American Corporation	Ownership	75.000	Zurich Insurance Group Ltd.	.N	.12
		.00000					Knip (Deutschland) GmbH	.DEU	.DTH	Knip AG	Ownership	100.000	Zurich Insurance Group Ltd.	.N	.12
		.00000					Knip AG	.CHE	.DTH	Digital Insurance Group B.V.	Ownership	98.880	Zurich Insurance Group Ltd.	.N	.12
		.00000					Komparu B.V.	.NLD	.DTH	Digital Insurance Group B.V.	Ownership	100.000	Zurich Insurance Group Ltd.	.N	.12
		.00000					Kono Insurance Limited	.HKG	.DTH	Zurich Versicherungs-Gesellschaft AG	Ownership	100.000	Zurich Insurance Group Ltd.	.N	.12

SCHEDULE Y
PART 1A - DETAIL OF INSURANCE HOLDING COMPANY SYSTEM

1	2	3	4	5	6	7	8	9	10	11	12	13	14	15	16
Group Code	Group Name	NAIC Company Code	ID Number	Federal RSSD	CIK	Name of Securities Exchange if Publicly Traded (U.S. or International)	Names of Parent, Subsidiaries Or Affiliates	Domi-ciliary Location	Relation-ship to Reporting Entity	Directly Controlled by (Name of Entity/Person)	Type of Control (Ownership, Board, Management, Attorney-in-Fact, Influence, Other)	If Control is Ownership Provide Percentage	Ultimate Controlling Entity(ies)/Person(s)	Is an SCA Filing Re-quired? (Y/N)	*
		.00000					Kouler S.A.URY	.OTH	Zürich Versicherungs-Gesellschaft AG	Ownership.....	100.000	Zurich Insurance Group Ltd.N	..12
		.00000	36-4877375				LA Industrial 1, LLCDE	.OTH	Zurich American Insurance Company	Ownership.....	100.000	Zurich Insurance Group Ltd.N	..12
			85-3842785				La Industrial 2, LLCDE	.OTH	Farmers New World Life Insurance Company ..	Ownership.....	1.000	Farmers Insurance ExchangeN
		.00000	47-1325180				LA Retail 1 LLCDE	.OTH	Zurich American Insurance Company	Ownership.....	100.000	Zurich Insurance Group Ltd.N	..12
		.00000					Limited Liability Company "BRIGHT BOX"RUS	.OTH	Bright Box HK Limited	Ownership.....	100.000	Zurich Insurance Group Ltd.N	..12
		.00000					Limited Liability Company "REMOTO"RUS	.OTH	Bright Box HK Limited	Ownership.....	100.000	Zurich Insurance Group Ltd.N	..12
		.00000					Manon Vision Co., Ltd.THA	.OTH	Centre Solutions (Bermuda) Limited	Ownership.....	0.001	Zurich Insurance Group Ltd.N	..12
		.00000					Manon Vision Co., Ltd.THA	.OTH	Zurich Finance Company Ltd	Ownership.....	0.001	Zurich Insurance Group Ltd.N	..12
		.00000					Manon Vision Co., Ltd.THA	.OTH	Zurich Versicherungs-Gesellschaft AG	Ownership.....	99.999	Zurich Insurance Group Ltd.N	..12
		.00000					MEATPACKING B.V.NLD	.OTH	Rock Inne Vastgoed B.V.	Ownership.....	100.000	Zurich Insurance Group Ltd.N	..12
		.00000					Medidata AGCHE	.OTH	Zurich Versicherungs-Gesellschaft AG	Ownership.....	8.852	Zurich Insurance Group Ltd.N	..12
		.00000					Meritclass Investments LimitedGBR	.OTH	Zurich Assurance Ltd	Ownership.....	100.000	Zurich Insurance Group Ltd.N	..12
		.00000					MI Administrators, LLCDE	.OTH	FIG Leasing Co., Inc.	Ownership.....	100.000	Zurich Insurance Group Ltd.N	..11
		.00000	30-0947450				MIAMI INDUSTRIAL 1, LLCDE	.OTH	Zurich American Insurance Company	Ownership.....	100.000	Zurich Insurance Group Ltd.N	..12
		.00000	81-3346909				Miami Industrial 2, LLCDE	.OTH	Farmers New World Life Insurance Company ..	Ownership.....	100.000	Zurich Insurance Group Ltd.N	..11
		.00000	38-4002060				Miami Office 2, LLCDE	.OTH	Zurich American Insurance Company	Ownership.....	100.000	Zurich Insurance Group Ltd.N	..12
		.00000	35-2567170				MIAMI OFFICE 3, LLCDE	.OTH	Zurich American Insurance Company	Ownership.....	100.000	Zurich Insurance Group Ltd.N	..12
		.00000	61-1852255				Miami Retail 1, LLCDE	.OTH	Zurich American Insurance Company	Ownership.....	100.000	Zurich Insurance Group Ltd.N	..12
		.00000					Minas Brasil Promotora de Servicos S/ABRA	.OTH	Zurich Minas Brasil Seguros S.A.	Ownership.....	100.000	Zurich Insurance Group Ltd.N	..12
		.00000					MSHQ, LLCDE	.OTH	JFS/ZSF 1998, L.P.	Ownership.....	100.000	Zurich Insurance Group Ltd.N	..12
		.00000	30-1003542				MSP APT 1, LLCDE	.OTH	Zurich American Insurance Company	Ownership.....	100.000	Zurich Insurance Group Ltd.N	..12
		.00000	30-1004249				Nashville Office 1, LLCDE	.OTH	Zurich American Insurance Company	Ownership.....	100.000	Zurich Insurance Group Ltd.N	..12
		.00000					Navigators and General Insurance Company LimitedGBR	.OTH	Zurich Insurance plc	Ownership.....	100.000	Zurich Insurance Group Ltd.N	..12
		.00000					Nearheath LimitedGBR	.OTH	Zurich Assurance Ltd	Ownership.....	100.000	Zurich Insurance Group Ltd.N	..12
		.00000	30-1071415				NY Industrial 1, LLCDE	.OTH	Zurich American Insurance Company	Ownership.....	100.000	Zurich Insurance Group Ltd.N	..12
		.00000					Oak Underwriting plcGBR	.OTH	Zurich Holdings (UK) Limited	Ownership.....	100.000	Zurich Insurance Group Ltd.N	..12
		.00000					OnePath General Insurance Pty LimitedAUS	.OTH	Zurich Financial Services Australia Limited	Ownership.....	100.000	Zurich Insurance Group Ltd.N	..12
		.00000					OnePath Life Australia Holdings Pty LtdAUS	.OTH	Zurich Financial Services Australia Limited	Ownership.....	100.000	Zurich Insurance Group Ltd.N	..12
		.00000					OnePath Life LimitedAUS	.OTH	OnePath Life Australia Holdings Pty Ltd ..	Ownership.....	100.000	Zurich Insurance Group Ltd.N	..12
		.00000					Orange Stone CompanyIRL	.OTH	Zurich Finance Company AG	Ownership.....	100.000	Zurich Insurance Group Ltd.N	..12
		.00000					Orion Rechtsschutz-Versicherung AGCHE	.OTH	Zurich Versicherungs-Gesellschaft AG	Ownership.....	78.000	Zurich Insurance Group Ltd.N	..12
		.00000					Parcelgate LimitedGBR	.OTH	Zurich Assurance Ltd	Ownership.....	100.000	Zurich Insurance Group Ltd.N	..12
		.00000					Perils AGCHE	.OTH	Zurich Versicherungs-Gesellschaft AG	Ownership.....	11.111	Zurich Insurance Group Ltd.N	..12
		.00000					Perunsel S.A.URY	.OTH	Zürich Versicherungs-Gesellschaft AG	Ownership.....	60.000	Zurich Insurance Group Ltd.N	..12
		.00000					PFS Pension Fund Services AGCHE	.OTH	Zürich Versicherungs-Gesellschaft AG	Ownership.....	8.320	Zurich Insurance Group Ltd.N
		.00000	35-2553880				Philly Office 1, LLCDE	.OTH	Zurich American Insurance Company	Ownership.....	100.000	Zurich Insurance Group Ltd.N	..12
		.00000	47-1392591				POR Apt 1, LLCDE	.OTH	Zurich American Insurance Company	Ownership.....	100.000	Zurich Insurance Group Ltd.N	..12
		.00000	47-4067157				POR Apt 2, LLCDE	.OTH	Zurich American Insurance Company	Ownership.....	100.000	Zurich Insurance Group Ltd.N	..12
		.00000	47-4054154				POR Office 1, LLCDE	.OTH	Farmers New World Life Insurance Company ..	Ownership.....	100.000	Zurich Insurance Group Ltd.N	..11
		.00000					Prime Corporate Psychology Pty LtdAUS	.OTH	DTC Bidco Pty Ltd	Ownership.....	100.000	Zurich Insurance Group Ltd.N	..12
		.00000					Protektor Lebensversicherungs-AGDEU	.OTH	Aktiengesellschaf	Ownership.....	5.158	Zurich Insurance Group Ltd.N	..12
		.00000					PT Asuransi Adira Dinamika TbkIDN	.OTH	Zürich Versicherungs-Gesellschaft AG	Ownership.....	98.488	Zurich Insurance Group Ltd.N	..12
		.00000	AA-5360007				PT Zurich Insurance IndonesiaIDN	.OTH	Zurich International (Bermuda) Ltd.	Ownership.....	1.569	Zurich Insurance Group Ltd.N	..12
		.00000	AA-5360007				PT Zurich Insurance IndonesiaIDN	.OTH	Zurich Versicherungs-Gesellschaft AG	Ownership.....	97.091	Zurich Insurance Group Ltd.N	..12
		.00000					PT Zurich Topas LifeIDN	.OTH	Zurich Versicherungs-Gesellschaft AG	Ownership.....	80.000	Zurich Insurance Group Ltd.N	..12
		.00000					Qira GmbHDEU	.OTH	Digital Insurance Group B.V.	Ownership.....	100.000	Zurich Insurance Group Ltd.N	..12
		.00000					R3 FL Holdings, LLCFL	.OTH	Fidelity and Deposit Company of Maryland ..	Ownership.....	100.000	Zurich Insurance Group Ltd.N	..12
		.00000					Raleigh/Durham Offices, L.P.DE	.OTH	Zurich Structured Finance, Inc.	Ownership.....	99.000	Zurich Insurance Group Ltd.N	..12
		.00000					RE Curve Holding B.V.DEU	.OTH	Zurich Deutscher Herold Lebensversicherung Aktiengesellschaf	Ownership.....	100.000	Zurich Insurance Group Ltd.N	..12

SCHEDULE Y
PART 1A - DETAIL OF INSURANCE HOLDING COMPANY SYSTEM

1	2	3	4	5	6	7	8	9	10	11	12	13	14	15	16
Group Code	Group Name	NAIC Company Code	ID Number	Federal RSSD	CIK	Name of Securities Exchange if Publicly Traded (U.S. or International)	Names of Parent, Subsidiaries Or Affiliates	Domi-ciliary Location	Relation-ship to Reporting Entity	Directly Controlled by (Name of Entity/Person)	Type of Control (Ownership, Board, Management, Attorney-in-Fact, Influence, Other)	If Control is Ownership Provide Percen-tage	Ultimate Controlling Entity(ies)/Person(s)	Is an SCA Filing Re-quired? (Y/N)	*
		.00000					Real Garant Espana S.L.	.ESP	.OTH	Real Garant GmbH Garantiesysteme Real Garant Versicherung Aktiengesellschaft	Ownership	100.000	Zurich Insurance Group Ltd.	.N	.12
		.00000					Real Garant GmbH Garantiesysteme	.DEU	.OTH	Zurich Beteiligungs-Aktiengesellschaft (Deutschland)	Ownership	100.000	Zurich Insurance Group Ltd.	.N	.12
		.00000					Real Garant Versicherung Aktiengesellschaft	.DEU	.OTH		Ownership	100.000	Zurich Insurance Group Ltd.	.N	.12
		.00000					Research Triangle MGP Manager, Inc.	.DE	.OTH	Zurich Structured Finance, Inc.	Ownership	100.000	Zurich Insurance Group Ltd.	.N	.12
		.00000					Research Triangle Office MGP, LLC	.DE	.OTH	Zurich Structured Finance, Inc.	Ownership	99.000	Zurich Insurance Group Ltd.	.N	.12
		.00000					Research Triangle Office MGP, LLC	.DE	.OTH	Research Triangle MGP Manager, Inc.	Ownership	1.000	Zurich Insurance Group Ltd.	.N	.12
		.00000					REX-Aurea-ZDHL S.C.S.	.LUX	.OTH	REX-ZDHL GP S.à r.l.	Ownership	100.000	Zurich Insurance Group Ltd.	.N	.12
		.00000					REX Holding S.à.r.l.	.LUX	.OTH	REX-ZDHL S.C.S. SICAV-SIF	Ownership	100.000	Zurich Insurance Group Ltd.	.N	.12
		.00000					REX-Humboldthafen Verwaltungs GmbH	.DEU	.OTH	REX-ZDHL S.C.S. SICAV-SIF	Ownership	100.000	Zurich Insurance Group Ltd.	.N	.12
		.00000					REX-Germany-ZDHL S.C.S	.LUX	.OTH	REX-ZDHL S.C.S. SICAV-SIF	Ownership	95.240	Zurich Insurance Group Ltd.	.N	.12
		.00000					Rex-Spain-ZDHL S.L.	.ESP	.OTH	Zurich Deutscher Herold Lebensversicherung Aktiengeselschaf	Ownership	100.000	Zurich Insurance Group Ltd.	.N	.12
		.00000					REX-The East S.à.r.l.	.LUX	.OTH	REX-ZDHL S.C.S. SICAV-SIF	Ownership	94.800	Zurich Insurance Group Ltd.	.N	.12
		.00000					REX-ZDHL GP S.à.r.l.	.LUX	.OTH	Zurich Deutscher Herold Lebensversicherung Aktiengeselschaf	Ownership	100.000	Zurich Insurance Group Ltd.	.N	.12
		.00000					REX-ZDHL S.C.S. SICAV-SIF	.LUX	.OTH	Zurich Deutscher Herold Lebensversicherung Aktiengeselschaf	Ownership	100.000	Zurich Insurance Group Ltd.	.N	.12
		.00000					Rock Inne Vastgoed B.V.	.NLD	.OTH	REX Holding S.à.r.l.	Ownership	100.000	Zurich Insurance Group Ltd.	.N	.12
		.00000					Rokin 21 B.V.	.NLD	.OTH	Roxana Vastgoed B.V.	Ownership	100.000	Zurich Insurance Group Ltd.	.N	.12
		.00000					Rokin 49 B.V.	.NLD	.OTH	Rock Inne Vastgoed B.V.	Ownership	100.000	Zurich Insurance Group Ltd.	.N	.12
		.00000					Roxana Vastgoed B.V.	.NLD	.OTH	REX Holding S.à.r.l.	Ownership	100.000	Zurich Insurance Group Ltd.	.N	.12
.0212	Zurich Ins Group	39039	41-1375004				Rural Community Insurance Company	.MN	.OTH	Zurich American Insurance Company	Ownership	100.000	Zurich Insurance Group Ltd.	.Y	.12
		.00000					Sacramento Office MGP, LLC	.DE	.OTH	Zurich Structured Finance, Inc.	Ownership	100.000	Zurich Insurance Group Ltd.	.N	.12
		.00000					San Diego Apt 1, LLC	.DE	.OTH	Zurich American Insurance Company	Ownership	100.000	Zurich Insurance Group Ltd.	.N	.12
		.00000	61-1791237				San Diego Retail 1, LLC	.DE	.OTH	Zurich American Insurance Company	Ownership	100.000	Zurich Insurance Group Ltd.	.N	.12
		.00000					Santander Rio Seguros S.A.	.ARG	.OTH	Inversiones ZS America SpA	Ownership	4.000	Zurich Insurance Group Ltd.	.N	.12
		.00000					Santander Rio Seguros S.A.	.ARG	.OTH	Zurich Santander Insurance America, S.L.	Ownership	96.000	Zurich Insurance Group Ltd.	.N	.12
		.00000					Santander Seguros Sociedad Anónima	.URY	.OTH	Zurich Santander Insurance America, S.L.	Ownership	100.000	Zurich Insurance Group Ltd.	.N	.12
		.00000					Saudi National Insurance Company	.BHR	.OTH	Zurich Insurance Company Ltd (Bahrain Branch)	Ownership	5.000	Zurich Insurance Group Ltd.	.N	.12
		.00000					Sceptre Trust Limited	.BHS	.OTH	Eagle Star Holdings Limited	Ownership	0.001	Zurich Insurance Group Ltd.	.N	.12
		.00000					Sceptre Trust Limited	.BHS	.OTH	Zurich Legacy Solutions Services (UK) Limited	Ownership	99.999	Zurich Insurance Group Ltd.	.N	.12
		.00000	46-3060914				SEA APARTMENT 2, LLC	.DE	.OTH	Zurich American Insurance Company	Ownership	100.000	Zurich Insurance Group Ltd.	.N	.12
		.00000					Sea Pine Technologies, Inc.	.IL	.OTH	Zurich Holding Company of America, Inc.	Ownership	100.000	Zurich Insurance Group Ltd.	.N	.12
		.00000					Serviaide Asistencia e Servicios, Lda.	.PRT	.OTH	AIDE Asistencia Seguros y Reaseguros, S.A. - Sociedad Uniper	Ownership	95.000	Zurich Insurance Group Ltd.	.N	.12
		.00000					Serviaide Asistencia e Servicios, Lda.	.PRT	.OTH	Serviaide, S.A. - Sociedad Unipersonal	Ownership	5.000	Zurich Insurance Group Ltd.	.N	.12
		.00000					Serviaide, S.A. - Sociedad Unipersonal	.ESP	.OTH	AIDE Asistencia Seguros y Reaseguros, S.A. - Sociedad Uniper	Ownership	100.000	Zurich Insurance Group Ltd.	.N	.12
		.00000					Servizurich S.A. - Sociedad Unipersonal	.ESP	.OTH	Zurich Insurance plc, Sucursal en Espana	Ownership	100.000	Zurich Insurance Group Ltd.	.N	.12
		.00000	47-1153493				SF Apt 1, LLC	.DE	.OTH	Zurich American Insurance Company	Ownership	100.000	Zurich Insurance Group Ltd.	.N	.12
		.00000	47-2967693				SF Office 4, LLC	.DE	.OTH	Zurich American Insurance Company	Ownership	100.000	Zurich Insurance Group Ltd.	.N	.12
		.00000					Shire Park Limited	.GBR	.OTH	Zurich Assurance Ltd	Ownership	12.419	Zurich Insurance Group Ltd.	.N	.12
		.00000					Speigelhof Vastgoed B.V.	.DEU	.OTH	RE Curve Holding B.V.	Ownership	100.000	Zurich Insurance Group Ltd.	.N	.12
		.00000					Springboard Health and Performance Pty Ltd	.AUS	.OTH	DTC Bidco Pty Ltd	Ownership	100.000	Zurich Insurance Group Ltd.	.N	.12
.0212	Zurich U.S. Insurance Pool Group	26387	52-0981481				Steadfast Insurance Company	.IL	.OTH	Zurich American Insurance Company	Ownership	100.000	Zurich Insurance Group Ltd.	.Y	.12
		.00000					Steadfast Santa Clarita Holdings LLC	.DE	.OTH	Steadfast Insurance Company	Ownership	100.000	Zurich Insurance Group Ltd.	.N	.12
		.00000					Stratos Limited	.NZL	.OTH	DTC NZ Bidco Limited	Ownership	100.000	Zurich Insurance Group Ltd.	.N	.12
		.00000					Swiss Insurance Management (Hong Kong) Limited	.HKG	.OTH	Zurich Insurance Holdings (Hong Kong) Limited	Ownership	99.505	Zurich Insurance Group Ltd.	.N	.12

SCHEDULE Y
PART 1A - DETAIL OF INSURANCE HOLDING COMPANY SYSTEM

1	2	3	4	5	6	7	8	9	10	11	12	13	14	15	16
Group Code	Group Name	NAIC Company Code	ID Number	Federal RSSD	CIK	Name of Securities Exchange if Publicly Traded (U.S. or International)	Names of Parent, Subsidiaries Or Affiliates	Domi-ciliary Location	Relation-ship to Reporting Entity	Directly Controlled by (Name of Entity/Person)	Type of Control (Ownership, Board, Management, Attorney-in-Fact, Influence, Other)	If Control is Owner-ship Provide Percen-tage	Ultimate Controlling Entity(ies)/Person(s)	Is an SCA Filing Re-quired? (Y/N)	*
		.00000					Swiss Insurance Management (Hong Kong) Limited	.HKG	.OTH	Zurich Services (Hong Kong) Limited	Ownership	0.495	Zurich Insurance Group Ltd.	.N	.12
		.00000					TDG Tele Dienste GmbH	.DEU	.OTH	Zurich Beteiligungs-Aktiengesellschaft (Deutschland)	Ownership	100.000	Zurich Insurance Group Ltd.	.N	.12
		.00000					Tennyson Insurance Limited	.GBR	.OTH	Zurich Holdings (UK) Limited	Ownership	100.000	Zurich Insurance Group Ltd.	.N	.12
		.00000					The Liverpool Reversionary Company Limited	.GBR	.OTH	Zurich Legacy Solutions Services (UK) Limited	Ownership	100.000	Zurich Insurance Group Ltd.	.N	.12
		.00000	36-3839542				The Zurich Services Corporation	.IL	.OTH	Zurich Holding Company of America, Inc.	Ownership	100.000	Zurich Insurance Group Ltd.	.N	.12
		.00000					TopReport Schadenbesichtigungs GmbH	.AUT	.OTH	Zurich Versicherungs-Aktiengesellschaft	Ownership	14.286	Zurich Insurance Group Ltd.	.N	.12
		.00000					Travel Ace Chile S.A.	.CHL	.OTH	Travel Ace Internacional de Servicios S.A.	Ownership	1.000	Zurich Insurance Group Ltd.	.N	.12
		.00000					Travel Ace Chile S.A.	.CHL	.OTH	Zürich Versicherungs-Gesellschaft AG	Ownership	99.980	Zurich Insurance Group Ltd.	.N	.12
		.00000					Travel Ace Internacional de Servicios S.A.	.URY	.OTH	Zürich Versicherungs-Gesellschaft AG	Ownership	100.000	Zurich Insurance Group Ltd.	.N	.12
		.00000					Travel Assist Pty Limited	.AUS	.OTH	ASTIS Holdings Limited	Ownership	100.000	Zurich Insurance Group Ltd.	.N	.12
		.00000					Travel Insurance Partners Pty Ltd	.AUS	.OTH	Travel Assist Pty Limited	Ownership	100.000	Zurich Insurance Group Ltd.	.N	.12
		.00000					Travelex Insurance Services Limited	.DE	.OTH	Cover-More Holdings USA Inc.	Ownership	100.000	Zurich Insurance Group Ltd.	.N	.12
		.00000	95-2670330				Truck Underwriters Association	.CA	.OTH	Farmers Group, Inc.	Ownership	100.000	Zurich Insurance Group Ltd.	.N	.12
		.00000					Turegum Immobilien AG	.CHE	.OTH	Zurich Versicherungs-Gesellschaft AG	Ownership	100.000	Zurich Insurance Group Ltd.	.N	.12
		.00000					UA Assistance S.A. de C.V.	.MEX	.OTH	Travel Ace Internacional de Servicios S.A.	Ownership	0.000	Zurich Insurance Group Ltd.	.N	.12
		.00000					UA Assistance S.A. de C.V.	.MEX	.OTH	Zürich Versicherungs-Gesellschaft AG	Ownership	100.000	Zurich Insurance Group Ltd.	.N	.12
		.00000					Universal Assistance Assistencia Ao Viajante Ltda	.BRA	.OTH	Perunsel S.A.	Ownership	0.000	Zurich Insurance Group Ltd.	.N	.12
		.00000					Universal Assistance Chile S.A.	.CHL	.OTH	Travel Ace Internacional de Servicios S.A.	Ownership	0.020	Zurich Insurance Group Ltd.	.N	.12
		.00000					Universal Assistance Chile S.A.	.CHL	.OTH	Travel Ace Chile S.A.	Ownership	99.980	Zurich Insurance Group Ltd.	.N	.12
		.00000					Universal Assistance S.A.	.ARG	.OTH	World Wide Assistance S.A.	Ownership	92.710	Zurich Insurance Group Ltd.	.N	.12
		.00000					Universal Assistance S.A.	.ARG	.OTH	Zürich Versicherungs-Gesellschaft AG	Ownership	7.290	Zurich Insurance Group Ltd.	.N	.12
		.00000					Universal Assistance S.A.	.URY	.OTH	Zürich Versicherungs-Gesellschaft AG	Ownership	100.000	Zurich Insurance Group Ltd.	.N	.12
		.00000					Universal Travel Assistance S.A.S.	.COL	.OTH	Zürich Versicherungs-Gesellschaft AG	Ownership	100.000	Zurich Insurance Group Ltd.	.N	.12
.0212	Zurich U.S. Insurance Pool Group	.41181	43-1249228				Universal Underwriters Insurance Company	.IL	.OTH	Zurich American Insurance Company	Ownership	100.000	Zurich Insurance Group Ltd.	.Y	.12
		.00000					Universal Underwriters of Texas Insurance Company	.IL	.OTH	Universal Underwriters Insurance Company	Ownership	100.000	Zurich Insurance Group Ltd.	.Y	.12
.0212	Zurich U.S. Insurance Pool Group	.40843	36-3139101				Universal Underwriters Service Corporation	.MO	.OTH	Zurich Holding Company of America, Inc.	Ownership	100.000	Zurich Insurance Group Ltd.	.N	.12
		.00000	43-1269296				Universal Assistance Inc.	.FL	.OTH	Universal Assistance S.A.	Ownership	0.000	Zurich Insurance Group Ltd.	.N	.12
		.00000	26-1282208				Vehicle Dealer Solutions, Inc.	.FL	.OTH	Zurich Holding Company of America, Inc.	Ownership	100.000	Zurich Insurance Group Ltd.	.N	.12
		.00000					Winchester Land, LLC	.FL	.OTH	R3 FL Holdings, LLC	Ownership	100.000	Zurich Insurance Group Ltd.	.N	.12
		.00000					Winn-Dixie MGP Manager, Inc.	.DE	.OTH	Zurich Structured Finance, Inc.	Ownership	100.000	Zurich Insurance Group Ltd.	.N	.12
		.00000					Wohnen H3B Humboldtthafen GmbH&Co.KG	.DEU	.OTH	REX-ZDHL S.C.S. SICAV-SIF	Ownership	94.900	Zurich Insurance Group Ltd.	.N	.12
		.00000					World Travel Protection Canada Inc.	.CAN	.OTH	Zurich Canadian Holdings Limited	Ownership	100.000	Zurich Insurance Group Ltd.	.N	.12
		.00000					World Wide Assistance S.A.	.ARG	.OTH	Zürich Versicherungs-Gesellschaft AG	Ownership	100.000	Zurich Insurance Group Ltd.	.N	.12
		.00000					Wrightway Underwriting Limited	.IRL	.OTH	Ballykillilane Holdings Limited	Ownership	100.000	Zurich Insurance Group Ltd.	.N	.12
		.00000					Z flex Gesellschaft fur Personaldienstleistungen mbH	.DEU	.OTH	Zurich Beteiligungs-Aktiengesellschaft (Deutschland)	Ownership	100.000	Zurich Insurance Group Ltd.	.N	.12
		.00000					ZCM (U.S.) Limited	.DE	.OTH	Zurich Finance Company Ltd	Ownership	100.000	Zurich Insurance Group Ltd.	.N	.12
		.00000					ZCM Asset Holding Company (Bermuda) Limited	.BMU	.OTH	Zurich Finance Company Ltd	Ownership	100.000	Zurich Insurance Group Ltd.	.N	.12
		.00000					ZCM Matched Funding Corp.	.CYM	.OTH	Zurich Capital Markets Inc.	Ownership	100.000	Zurich Insurance Group Ltd.	.N	.12
		.00000	20-5900744				ZFUS Services, LLC	.DE	.OTH	Zurich Holding Company of America, Inc.	Ownership	100.000	Zurich Insurance Group Ltd.	.N	.12
		.00000					ZLS Aseguradora de Colombia S.A	.COL	.OTH	Zürich Versicherungs-Gesellschaft AG	Ownership	95.000	Zurich Insurance Group Ltd.	.N	.12
		.00000					ZLS Aseguradora de Colombia S.A	.COL	.OTH	Zürich Lebensversicherungs-Gesellschaft AG	Ownership	4.430	Zurich Insurance Group Ltd.	.N	.12
		.00000	02-0802795				ZNA Services, LLC	.DE	.OTH	ZFUS Services, LLC	Ownership	100.000	Zurich Insurance Group Ltd.	.N	.12
		.00000					ZPC Capital Limited	.GBR	.OTH	Zurich Holdings (UK) Limited	Ownership	100.000	Zurich Insurance Group Ltd.	.N	.12
		.00000					ZSF / Collierville, LLC	.DE	.OTH	Collierville Center, LP	Ownership	100.000	Zurich Insurance Group Ltd.	.N	.12

SCHEDULE Y
PART 1A - DETAIL OF INSURANCE HOLDING COMPANY SYSTEM

1	2	3	4	5	6	7	8	9	10	11	12	13	14	15	16
Group Code	Group Name	NAIC Company Code	ID Number	Federal RSSD	CIK	Name of Securities Exchange if Publicly Traded (U.S. or International)	Names of Parent, Subsidiaries Or Affiliates	Domi-ciliary Location	Relation-ship to Reporting Entity	Directly Controlled by (Name of Entity/Person)	Type of Control (Ownership, Board, Management, Attorney-in-Fact, Influence, Other)	If Control is Ownership Provide Per-centage	Ultimate Controlling Entity(ies)/Person(s)	Is an SCA Filing Re-quired? (Y/N)	*
		.00000					ZSF / Office KY, LLC	.DE	.OTH	Euclid Office LP	Ownership	100.000	Zurich Insurance Group Ltd.	.N	.12
		.00000					ZSF / Office NV, LLC	.DE	.OTH	Euclid Office LP	Ownership	100.000	Zurich Insurance Group Ltd.	.N	.12
		.00000					ZSF / Office NY, LLC	.DE	.OTH	Euclid Office LP	Ownership	100.000	Zurich Insurance Group Ltd.	.N	.12
		.00000					ZSF KY Annex, LLC	.DE	.OTH	Euclid KY Annex, LP	Ownership	100.000	Zurich Insurance Group Ltd.	.N	.12
		.00000					ZSF/Bloomington, LLC	.DE	.OTH	Bloomington Office LP	Ownership	100.000	Zurich Insurance Group Ltd.	.N	.12
		.00000					ZSF/C1 MGP Manager, Inc	.DE	.OTH	Zurich Structured Finance, Inc.	Ownership	100.000	Zurich Insurance Group Ltd.	.N	.12
		.00000					ZSF/C1 MGP, LLC	.DE	.OTH	Zurich Structured Finance, Inc.	Ownership	99.000	Zurich Insurance Group Ltd.	.N	.12
		.00000					ZSF/C1 MGP, LLC	.DE	.OTH	ZSF/C1 MGP Manager, Inc	Ownership	1.000	Zurich Insurance Group Ltd.	.N	.12
		.00000					ZSF/C2 MGP Manager, Inc	.DE	.OTH	Zurich Structured Finance, Inc.	Ownership	100.000	Zurich Insurance Group Ltd.	.N	.12
		.00000					ZSF/C2 MGP, LLC	.DE	.OTH	Zurich Structured Finance, Inc.	Ownership	99.000	Zurich Insurance Group Ltd.	.N	.12
		.00000					ZSF/C2 MGP, LLC	.DE	.OTH	ZSF/CF2 MGP Manager, Inc.	Ownership	1.000	Zurich Insurance Group Ltd.	.N	.12
		.00000					ZSF/Dallas Tower, LLC	.DE	.OTH	Dallas Tower LP	Ownership	100.000	Zurich Insurance Group Ltd.	.N	.12
		.00000					ZSF/Kansas, LLC	.DE	.OTH	Kansas City Office LP	Ownership	100.000	Zurich Insurance Group Ltd.	.N	.12
		.00000					ZSF/Land Parcels LLC	.DE	.OTH	Zurich Structured Finance, Inc.	Ownership	100.000	Zurich Insurance Group Ltd.	.N	.12
		.00000					ZSF/Research Gateway, LLC	.DE	.OTH	Raleigh/Durham Offices, L.P.	Ownership	100.000	Zurich Insurance Group Ltd.	.N	.12
		.00000					ZSF/WD Fitzgerald, LLC	.DE	.OTH	Euclid Warehouses LP	Ownership	100.000	Zurich Insurance Group Ltd.	.N	.12
		.00000					ZSF/WD Hammond, LLC	.DE	.OTH	Euclid Warehouses LP	Ownership	100.000	Zurich Insurance Group Ltd.	.N	.12
		.00000					ZSF/WD Jacksonville, LLC	.DE	.OTH	Euclid Warehouses LP	Ownership	100.000	Zurich Insurance Group Ltd.	.N	.12
		.00000	36-3096373				ZSFH LLC	.DE	.OTH	Zurich Holding Company of America, Inc.	Ownership	100.000	Zurich Insurance Group Ltd.	.N	.12
		.00000					ZSG Kfz-ZulassungsservicegesmbH	.AUT	.OTH	Zurich Versicherungs-Aktiengesellschaft	Ownership	33.333	Zurich Insurance Group Ltd.	.N	.12
		.00000					ZSL Financing Limited	.GBR	.OTH	Zurich Holdings (UK) Limited	Ownership	1.000	Zurich Insurance Group Ltd.	.N	.12
		.00000					ZSL Financing Limited	.GBR	.OTH	Zurich Specialties London Limited	Ownership	99.000	Zurich Insurance Group Ltd.	.N	.12
		.00000					Zurich - Companhia de Seguros Vida S.A.	.PRT	.OTH	Zurich Finanz-Gesellschaft AG	Ownership	0.001	Zurich Insurance Group Ltd.	.N	.12
		.00000					Zurich - Companhia de Seguros Vida S.A.	.PRT	.OTH	Zurich Investments Life S.p.A.	Ownership	0.001	Zurich Insurance Group Ltd.	.N	.12
		.00000								Zurich Lebensversicherungs-Gesellschaft AG					
		.00000					Zurich - Companhia de Seguros Vida S.A.	.PRT	.OTH		Ownership	99.996	Zurich Insurance Group Ltd.	.N	.12
		.00000					Zurich - Companhia de Seguros Vida S.A.	.PRT	.OTH	Zurich Versicherungs-Gesellschaft AG	Ownership	0.001	Zurich Insurance Group Ltd.	.N	.12
		.00000								Zurich Vida, Companhia de Seguros y					
		.00000					Zurich - Companhia de Seguros Vida S.A.	.PRT	.OTH	Reaseguros, S.A. - Socied	Ownership	0.001	Zurich Insurance Group Ltd.	.N	.12
		.00000					Zurich (Scotland) Limited Partnership	.GBR	.OTH	Zurich General Partner (Scotland) Ltd	Ownership	100.000	Zurich Insurance Group Ltd.	.N	.12
		.00000					Zurich Advice Network Limited	.GBR	.OTH	Allied Dunbar Assurance plc	Ownership	100.000	Zurich Insurance Group Ltd.	.N	.12
		.00000					Zurich AFIN Mexico, S.A. DE C.V.	.MEX	.OTH	Zurich Compania de Sefuros, S.A.	Ownership	0.002	Zurich Insurance Group Ltd.	.N	.12
		.00000					Zurich AFIN Mexico, S.A. DE C.V.	.MEX	.OTH	Zurich Versicherungs-Gesellschaft AG	Ownership	99.998	Zurich Insurance Group Ltd.	.N	.12
		.00000	04-3126497				Zurich Agency Services Inc.	.MA	.OTH	Zurich Holding Company of America, Inc.	Ownership	100.000	Zurich Insurance Group Ltd.	.N	.12
		.00000	86-1164252				Zurich Alternative Asset Management, LLC	.DE	.OTH	Zurich Holding Company of America, Inc.	Ownership	100.000	Zurich Insurance Group Ltd.	.N	.12
		.00000								Zurich Lebensversicherungs-Gesellschaft AG					
		.00000					Zurich America Latina Serviços Brasil Ltda.	.BRA	.OTH		Ownership	0.010	Zurich Insurance Group Ltd.	.N	.12
		.00000					Zurich America Latina Serviços Brasil Ltda.	.BRA	.OTH	Zurich Versicherungs-Gesellschaft AG	Ownership	99.990	Zurich Insurance Group Ltd.	.N	.12
		.00000	36-6169781				Zurich American Corporation	.DE	.OTH	Zurich Holding Company of America, Inc.	Ownership	100.000	Zurich Insurance Group Ltd.	.N	.12
.0212	Zurich U.S. Insurance Pool Group	.16535	36-4233459				Zurich American Insurance Company	.NY	.OTH	Zurich Holding Company of America, Inc.	Ownership	100.000	Zurich Insurance Group Ltd.	.N	.12
							Zurich American Insurance Company of								
.0212	Zurich U.S. Insurance Pool Group	.27855	36-2781080				Illinois	.IL	.OTH	American Zurich Insurance Company	Ownership	100.000	Zurich Insurance Group Ltd.	.Y	.12
.0212	Zurich Ins Group	.90557	36-3050975		000351754	New York Stock Exchange	Zurich American Life Insurance Company	.IL	.OTH	Zurich American Corporation	Ownership	100.000	Zurich Insurance Group Ltd.	.N	.12
							Zurich American Life Insurance Company of New								
.0212	Zurich Ins Group	.14178	27-4746162				York	.NY	.OTH	Zurich American Life Insurance Company	Ownership	100.000	Zurich Insurance Group Ltd.	.N	.12
		.00000					Zurich Argentina Cia. de Seguros S.A.	.ARG	.OTH	Inversiones Suizo-Argentina S.A.	Ownership	55.461	Zurich Insurance Group Ltd.	.N	.12
		.00000	AA-2130022				Zurich Argentina Cia. de Seguros S.A.	.ARG	.OTH	Zurich Versicherungs-Gesellschaft AG	Ownership	44.536	Zurich Insurance Group Ltd.	.N	.12
		.00000					Zurich Argentina Compañía de Seguros de								
		.00000	AA-2130022				Retiro S.A.	.ARG	.OTH	Zurich Argentina Cia. de Seguros S.A.	Ownership	46.642	Zurich Insurance Group Ltd.	.N	.12
		.00000					Zurich Argentina Compañía de Seguros de								
		.00000					Retiro S.A.	.ARG	.OTH	Zurich Versicherungs-Gesellschaft AG	Ownership	53.358	Zurich Insurance Group Ltd.	.N	.12
		.00000					Zurich Aseguradora Argentina S.A.	.ARG	.OTH	Zürich Versicherungs-Gesellschaft AG	Ownership	99.900	Zurich Insurance Group Ltd.	.N	.12
		.00000					Zurich Aseguradora Mexicana, S.A. de C.V.	.MEX	.OTH	Zürich Versicherungs-Gesellschaft AG	Ownership	100.000	Zurich Insurance Group Ltd.	.N	.12

SCHEDULE Y
PART 1A - DETAIL OF INSURANCE HOLDING COMPANY SYSTEM

1	2	3	4	5	6	7	8	9	10	11	12	13	14	15	16
Group Code	Group Name	NAIC Company Code	ID Number	Federal RSSD	CIK	Name of Securities Exchange if Publicly Traded (U.S. or International)	Names of Parent, Subsidiaries Or Affiliates	Domi-ciliary Location	Relation-ship to Reporting Entity	Directly Controlled by (Name of Entity/Person)	Type of Control (Ownership, Board, Management, Attorney-in-Fact, Influence, Other)	If Control is Ownership Provide Percen-tage	Ultimate Controlling Entity(ies)/Person(s)	Is an SCA Filing Re-quired? (Y/N)	*
		.00000					Zurich Aseguradora Mexicana, S.A. de C.V.MEX	.OTH	Zürich Lebensversicherungs-Gesellschaft AG	Ownership.....	.0.000	Zurich Insurance Group Ltd.N	...12
		.00000					Zurich Asset Management Gerente de Fondos Comunes de Inversi	.ARG	.OTH	Inversiones Suizo-Argentina S.A.	Ownership.....	.90.000	Zurich Insurance Group Ltd.N	...12
		.00000					Zurich Asset Management Gerente de Fondos Comunes de Inversi	.ARG	.OTH	Isis S.A.	Ownership.....	.10.000	Zurich Insurance Group Ltd.N	...12
		.00000					Zurich Assurance Ltd	.GBR	.OTH	Eagle Star Holdings Limited	Ownership.....	.100.000	Zurich Insurance Group Ltd.N	...12
		.00000					Zurich Australia Limited	.AUS	.OTH	Zurich Financial Services Australia Limited	Ownership.....	.100.000	Zurich Insurance Group Ltd.N	...12
		.00000	AA-1930995				Zurich Australian Insurance Limited	.AUS	.OTH	Zurich Financial Services Australia Limited	Ownership.....	.100.000	Zurich Insurance Group Ltd.N	...12
		.00000					Zurich Australian Insurance Properties Pty Limited	.AUS	.OTH	Zurich Australia Limited	Ownership.....	.40.000	Zurich Insurance Group Ltd.N	...12
		.00000					Zurich Australian Insurance Properties Pty Limited	.AUS	.OTH	Zurich Australian Insurance Limited	Ownership.....	.60.000	Zurich Insurance Group Ltd.N	...12
		.00000					Zurich Australian Property Holdings Pty Ltd	.AUS	.OTH	Zürich Versicherungs-Gesellschaft AG	Ownership.....	.100.000	Zurich Insurance Group Ltd.N	...12
		.00000					Zurich Australian Superannuation Pty Limited	.AUS	.OTH	Zurich Financial Services Australia Limited	Ownership.....	.100.000	Zurich Insurance Group Ltd.N	...12
		.00000	13-4186554				Zurich Bank International Limited	.GBR	.OTH	Dunbar Assets Ireland	Ownership.....	.100.000	Zurich Insurance Group Ltd.N	...12
		.00000					Zurich Benefit Finance LLC	.DE	.OTH	Zurich Holding Company of America, Inc.	Ownership.....	.100.000	Zurich Insurance Group Ltd.N	...12
		.00000					Zurich Beteiligungs-Aktiengesellschaft (Deutschland)	.DEU	.OTH	Zurich IT Service AG Niederlassung fur Deutschland	Ownership.....	.82.617	Zurich Insurance Group Ltd.N	...12
		.00000					Zurich Beteiligungs-Aktiengesellschaft (Deutschland)	.DEU	.OTH	Zurich Leben Service AG Niederlassung fur Deutschland	Ownership.....	.17.383	Zurich Insurance Group Ltd.N	...12
		.00000					Zurich Brasil Capitalizacao S.A	.BRA	.OTH	Zurich Versicherungs-Gesellschaft AG	Ownership.....	.100.000	Zurich Insurance Group Ltd.N	...12
		.00000					Zurich Brasil Companhia de Seguros	.BRA	.OTH	Zurich Minas Brasil Seguros S.A.	Ownership.....	.100.000	Zurich Insurance Group Ltd.N	...12
		.00000					Zurich Building Control Services Limited	.GBR	.OTH	Zurich Holdings (UK) Limited	Ownership.....	.100.000	Zurich Insurance Group Ltd.N	...12
		.00000					Zurich Canadian Holdings Limited	.CAN	.OTH	Zurich Insurance Company Ltd, Canadian Branch	Ownership.....	.68.819	Zurich Insurance Group Ltd.N	...12
		.00000					Zurich Canadian Holdings Limited	.CAN	.OTH	Zurich Versicherungs-Gesellschaft AG	Ownership.....	.31.181	Zurich Insurance Group Ltd.N	...12
		.00000			0001028769	New York Stock Exchange	Zurich Capital Markets Inc.	.DE	.OTH	ZCM (U.S.) Limited	Ownership.....	.100.000	Zurich Insurance Group Ltd.N	...12
		.00000					Zurich Capital Markets Securities Inc.	.DE	.OTH	Zurich Capital Markets Inc.	Ownership.....	.100.000	Zurich Insurance Group Ltd.N	...12
		.00000					Zurich Commercial Services (Europe) GmbH	.DEU	.OTH	Zürich Beteiligungs-Aktiengesellschaft (Deutschland)	Ownership.....	.100.000	Zurich Insurance Group Ltd.N	...12
		.00000					Zurich Community Trust (UK) Limited	.GBR	.OTH	Zurich Financial Services (UKISA) Limited	Ownership.....	.50.000	Zurich Insurance Group Ltd.N	...12
		.00000					Zurich Community Trust (UK) Limited	.GBR	.OTH	Zurich Financial Services (UKISA) Nominees Limited	Ownership.....	.50.000	Zurich Insurance Group Ltd.N	...12
		.00000					Zurich Compania de Reaseguros Argentina S.A.	.ARG	.OTH	Zurich Versicherungs-Gesellschaft AG	Ownership.....	.5.000	Zurich Insurance Group Ltd.N	...12
		.00000					Zurich Compania de Reaseguros Argentina S.A.	.ARG	.OTH	Inversiones Suizo-Argentina S.A.	Ownership.....	.95.000	Zurich Insurance Group Ltd.N	...12
		.00000					Zurich Compania de Seguros, S.A.	.MEX	.OTH	Zurich Versicherungs-Gesellschaft AG	Ownership.....	.99.883	Zurich Insurance Group Ltd.N	...12
		.00000					Zurich Computer Services Limited	.GBR	.OTH	Allied Dunbar Assurance plc	Ownership.....	.100.000	Zurich Insurance Group Ltd.N	...12
		.00000					Zurich Corredora de Bolsa S.A.	.CHL	.OTH	Inversiones Suizo Chilena S.A.	Ownership.....	.99.000	Zurich Insurance Group Ltd.N	...12
		.00000					Zurich Corredora de Bolsa S.A.	.CHL	.OTH	Zurich Investments Chile S.A.	Ownership.....	.1.000	Zurich Insurance Group Ltd.N	...12
		.00000					Zurich Customer Active Management, d.o.o.	.SVN	.OTH	Zürich Versicherungs-Gesellschaft AG	Ownership.....	.100.000	Zurich Insurance Group Ltd.N	...12
		.00000	36-4412924				Zurich CZI Management Holding Ltd.	.DE	.OTH	Zurich Global Investment Management Inc.	Ownership.....	.100.000	Zurich Insurance Group Ltd.N	...12
		.00000					Zurich Deutscher Herold Lebensversicherung Aktiengeselschaf	.DEU	.OTH	Deutscher Herold Aktiengesellschaft	Ownership.....	.67.540	Zurich Insurance Group Ltd.N	...12
		.00000					Zurich Deutscher Herold Lebensversicherung Aktiengesellschaft	.DEU	.OTH	Zurich Beteiligungs-Aktiengesellschaft (Deutschland)	Ownership.....	.32.460	Zurich Insurance Group Ltd.N	...12
		.00000	95-4773780				Zurich E&S Insurance Brokerage, Inc.	.CA	.OTH	Zurich American Insurance Company	Ownership.....	.100.000	Zurich Insurance Group Ltd.Y	...12
		.00000					Zurich Employment Services Limited	.GBR	.OTH	Zurich Financial Services (UKISA) Limited	Ownership.....	.100.000	Zurich Insurance Group Ltd.N	...12

SCHEDULE Y
PART 1A - DETAIL OF INSURANCE HOLDING COMPANY SYSTEM

1	2	3	4	5	6	7	8	9	10	11	12	13	14	15	16
Group Code	Group Name	NAIC Company Code	ID Number	Federal RSSD	CIK	Name of Securities Exchange if Publicly Traded (U.S. or International)	Names of Parent, Subsidiaries Or Affiliates	Domi-ciliary Location	Relation-ship to Reporting Entity	Directly Controlled by (Name of Entity/Person)	Type of Control (Ownership, Board, Management, Attorney-in-Fact, Influence, Other)	If Control is Ownership Provide Percen-tage	Ultimate Controlling Entity(ies)/Person(s)	Is an SCA Filing Re-quired? (Y/N)	*
		.00000					Zurich Engineering Inspection Services Ireland Limited	.IRL	.OTH	Zurich Insurance plc	Ownership	100.000	Zurich Insurance Group Ltd.	.N	.12
		.00000					Zurich Lebensversicherungs-Gesellschaft AG								
		.00000					Zurich Eurolife S.A.	.LUX	.OTH	Zurich Versicherungs-Gesellschaft AG	Ownership	90.000	Zurich Insurance Group Ltd.	.N	.12
		.00000					Zurich Eurolife S.A.	.LUX	.OTH	Zurich Versicherungs-Gesellschaft AG	Ownership	10.000	Zurich Insurance Group Ltd.	.N	.12
		.00000	AA-0053640				Zurich F&I Reinsurance T&C Limited	.TCA	.OTH	Zurich Agency Services Inc. Universal Underwriters Service Corporation	Ownership	0.001	Zurich Insurance Group Ltd.	.N	.12
		.00000	AA-0053640				Zurich F&I Reinsurance T&C Limited	.TCA	.OTH		Ownership	100.000	Zurich Insurance Group Ltd.	.N	.12
		.00000					Zurich Fianzas Mexico, S.A.DE C.V.	.MEX	.OTH	Zurich Versicherungs-Gesellschaft AG	Ownership	100.000	Zurich Insurance Group Ltd.	.N	.12
		.00000					Zurich Finance (Australia) Limited	.AUS	.OTH	Zürich Versicherungs-Gesellschaft AG	Ownership	100.000	Zurich Insurance Group Ltd.	.N	.12
		.00000					Zurich Finance (Bermuda) Ltd.	.BMU	.OTH	Zurich Versicherungs-Gesellschaft AG	Ownership	100.000	Zurich Insurance Group Ltd.	.N	.12
		.00000					Zurich Finance (Ireland) DAC	.IRL	.OTH	Zürich Versicherungs-Gesellschaft AG	Ownership	100.000	Zurich Insurance Group Ltd.	.N	.12
		.00000					Zurich Finance (UK) plc	.GBR	.OTH	Zurich Financial Services (UKISA) Limited	Ownership	99.998	Zurich Insurance Group Ltd.	.N	.12
		.00000					Zurich Finance (UK) plc	.GBR	.OTH	Zurich Financial Services (UKISA) Nominees Limited	Ownership	0.002	Zurich Insurance Group Ltd.	.N	.12
		.00000					Zurich Finance Company Ltd	.CHE	.OTH	Zurich Versicherungs-Gesellschaft AG	Ownership	100.000	Zurich Insurance Group Ltd.	.N	.12
		.00000					Zurich Financial Management Limited	.GBR	.OTH	Allied Dunbar Assurance plc	Ownership	100.000	Zurich Insurance Group Ltd.	.N	.12
		.00000					Zurich Financial Services (Isle of Man) Group Services Limit	.GBR	.OTH	Zurich Versicherungs-Gesellschaft AG	Ownership	100.000	Zurich Insurance Group Ltd.	.N	.12
		.00000					Zurich Financial Services (Isle of Man) Holdings Limited	.GBR	.OTH	Zurich Versicherungs-Gesellschaft AG	Ownership	100.000	Zurich Insurance Group Ltd.	.N	.12
		.00000					Zurich Financial Services (Isle of Man) Insurance Manager Lt	.GBR	.OTH	Zurich Versicherungs-Gesellschaft AG	Ownership	100.000	Zurich Insurance Group Ltd.	.N	.12
		.00000					Zurich Financial Services (UKISA) Limited	.GBR	.OTH	Allied Zurich Holdings Limited	Ownership	90.316	Zurich Insurance Group Ltd.	.N	.12
		.00000					Zurich Financial Services (UKISA) Limited	.GBR	.OTH	Zurich Insurance plc	Ownership	9.684	Zurich Insurance Group Ltd.	.N	.12
		.00000					Zurich Financial Services (UKISA) Nominees Limited	.GBR	.OTH	Zurich Financial Services (UKISA) Limited	Ownership	100.000	Zurich Insurance Group Ltd.	.N	.12
		.00000	AA-1930995				Zurich Financial Services Australia Limited	.AUS	.OTH	Zurich Versicherungs-Gesellschaft AG	Ownership	100.000	Zurich Insurance Group Ltd.	.N	.12
		.00000					Zurich Financial Services EUB Holdings Limited	.IRL	.OTH	Zurich Ins Group	Ownership	0.083	Zurich Insurance Group Ltd.	.N	.12
		.00000					Zurich Financial Services EUB Holdings Limited	.IRL	.OTH	Zurich Insurance Group Ltd.	Ownership	99.917	Zurich Insurance Group Ltd.	.N	.12
		.00000					Zurich Financial Services UK Pension Trustee Limited	.GBR	.OTH	Zurich Financial Services (UKISA) Limited	Ownership	99.000	Zurich Insurance Group Ltd.	.N	.12
		.00000					Zurich Finanz-Gesellschaft AG	.CHE	.OTH	Zurich Versicherungs-Gesellschaft AG	Ownership	100.000	Zurich Insurance Group Ltd.	.N	.12
		.00000					Zurich General Insurance Company (China) Limited	.CHN	.OTH	Zurich Versicherungs-Gesellschaft AG	Ownership	100.000	Zurich Insurance Group Ltd.	.N	.12
		.00000					Zurich General Insurance Malaysia Berhad	.MYS	.OTH	Zürich Versicherungs-Gesellschaft AG	Ownership	100.000	Zurich Insurance Group Ltd.	.N	.12
		.00000					Zurich General Partner (Scotland) Ltd	.GBR	.OTH	Allied Zurich Holdings Limited	Ownership	100.000	Zurich Insurance Group Ltd.	.N	.12
		.00000					Zurich GL Servicios Mexico, S.A. de C.V.	.MEX	.OTH	Zurich Vida, Compañía de Seguros, S.A.	Ownership	95.000	Zurich Insurance Group Ltd.	.N	.12
		.00000					Zurich GL Servicios Mexico, S.A. de C.V.	.MEX	.OTH	Zurich Compañía de Seguros, S.A.	Ownership	5.000	Zurich Insurance Group Ltd.	.N	.12
		.00000					Zurich Global Corporate UK Limited	.GBR	.OTH	Zurich Holdings (UK) Limited	Ownership	100.000	Zurich Insurance Group Ltd.	.N	.12
		.00000	04-3729755				Zurich Global Investment Management Inc.	.DE	.OTH	Zurich Holding Company of America, Inc.	Ownership	100.000	Zurich Insurance Group Ltd.	.N	.12
		.00000	AA-3190947				Zurich Global, Ltd.	.BMU	.OTH	Zurich Holding Company of America, Inc.	Ownership	100.000	Zurich Insurance Group Ltd.	.N	.12
		.00000					Zurich Group Pension Services (UK) Ltd	.GBR	.OTH	Zurich Assurance Ltd	Ownership	100.000	Zurich Insurance Group Ltd.	.N	.12
		.00000					Zurich GSG Limited	.GBR	.OTH	Zurich GSH Limited	Ownership	100.000	Zurich Insurance Group Ltd.	.N	.12
		.00000					Zurich GSH Limited	.GBR	.OTH	Zurich Holdings (UK) Limited	Ownership	100.000	Zurich Insurance Group Ltd.	.N	.12
		.00000	36-3096373				Zurich Holding Company of America, Inc.	.DE	.OTH	Zurich Versicherungs-Gesellschaft AG	Ownership	100.000	Zurich Insurance Group Ltd.	.N	.12
		.00000					Zurich Holding Ireland Limited	.IRL	.OTH	Zurich Versicherungs-Gesellschaft AG	Ownership	100.000	Zurich Insurance Group Ltd.	.N	.12
		.00000					Zurich Holdings (UK) Limited	.GBR	.OTH	Zurich Versicherungs-Gesellschaft AG	Ownership	100.000	Zurich Insurance Group Ltd.	.N	.12
		.00000					Zurich Immobilien Liegenschaftsverwaltungs-GesmbH	.AUT	.OTH	Zurich Versicherungs-Gesellschaft AG	Ownership	100.000	Zurich Insurance Group Ltd.	.N	.12
		.00000					Zurich Insurance Company (U.K.) Limited	.GBR	.OTH	Zurich Versicherungs-Gesellschaft AG	Ownership	100.000	Zurich Insurance Group Ltd.	.N	.12

SCHEDULE Y
PART 1A - DETAIL OF INSURANCE HOLDING COMPANY SYSTEM

1	2	3	4	5	6	7	8	9	10	11	12	13	14	15	16
Group Code	Group Name	NAIC Company Code	ID Number	Federal RSSD	CIK	Name of Securities Exchange if Publicly Traded (U.S. or International)	Names of Parent, Subsidiaries Or Affiliates	Domi-ciliary Location	Relation-ship to Reporting Entity	Directly Controlled by (Name of Entity/Person)	Type of Control (Ownership, Board, Management, Attorney-in-Fact, Influence, Other)	If Control is Owner-ship Provide Percen-tage	Ultimate Controlling Entity(ies)/Person(s)	Is an SCA Filing Re-quired? (Y/N)	*
		.00000					Zurich Insurance Company Escritorio de Representacao no Bras	.BRA	.OTH	Zurich Versicherungs-Gesellschaft AG	Ownership	100.000	Zurich Insurance Group Ltd.	.N	.12
		.00000					Zurich Insurance Company Ltd.,								
		.00000			0001127799	SIX Swiss Exchange	Representative Office Buenos Aires	.ARG	.OTH	Zurich Versicherungs-Gesellschaft AG	Ownership	100.000	Zurich Insurance Group Ltd.	.N	.12
		.00000					Zurich Insurance Group Ltd.	.CHE	.OTH	Board of Directors	Board		Shareholders	.N	
		.00000					Zurich Insurance Holdings (Hong Kong) Limited	.HKG	.OTH	Zurich Versicherungs-Gesellschaft AG	Ownership	100.000	Zurich Insurance Group Ltd.	.N	.12
		.00000					Zurich Insurance Malaysia Berhad	.MYS	.OTH	Zurich Versicherungs-Gesellschaft AG	Ownership	100.000	Zurich Insurance Group Ltd.	.N	.12
		.00000	AA-1780059				Zurich Insurance plc	.IRL	.OTH	Zurich Beteiligungs-Aktiengesellschaft (Deutschland)	Ownership	25.074	Zurich Insurance Group Ltd.	.N	.8
		.00000	AA-1780059				Zurich Insurance plc	.IRL	.OTH	Zurich Holding Ireland Limited	Ownership	70.405	Zurich Insurance Group Ltd.	.N	.8
		.00000	AA-1780059				Zurich Insurance plc	.IRL	.OTH	Zurich Insurance Company Ltd - Rappresentanza Generale per I	Ownership	4.521	Zurich Insurance Group Ltd.	.N	.8
		.00000					Zurich Insurance plc, Representative Office Buenos Aires	.ARG	.OTH	Zurich Insurance plc	Ownership	100.000	Zurich Insurance Group Ltd.	.N	.12
		.00000					Zurich Intermediary Group Limited	.GBR	.OTH	Zurich Financial Services (UKISA) Limited	Ownership	99.999	Zurich Insurance Group Ltd.	.N	.12
		.00000					Zurich Intermediary Group Limited	.GBR	.OTH	Zurich Financial Services (UKISA) Nominees Limited	Ownership	0.001	Zurich Insurance Group Ltd.	.N	.12
		.00000	AA-1120018				Zurich International (UK) Limited	.GBR	.OTH	Zurich Holdings (UK) Limited	Ownership	100.000	Zurich Insurance Group Ltd.	.N	.12
		.00000					Zurich International Life Limited	.GBR	.OTH	Zurich Versicherungs-Gesellschaft AG	Ownership	100.000	Zurich Insurance Group Ltd.	.N	.12
		.00000					Zurich International Pensions Administration Limited	.JMN	.OTH	Zurich International Life Limited	Ownership	100.000	Zurich Insurance Group Ltd.	.N	.12
		.00000					Zurich Invest AG	.CHE	.OTH	Zurich Versicherungs-Gesellschaft AG	Ownership	100.000	Zurich Insurance Group Ltd.	.N	.12
		.00000					Zurich Invest ICAV	.IRL	.OTH	Zürich Versicherungs-Gesellschaft AG	Ownership	50.000	Zurich Insurance Group Ltd.	.N	.12
		.00000					Zurich Invest ICAV	.IRL	.OTH	Zurich Invest AG	Ownership	50.000	Zurich Insurance Group Ltd.	.N	.12
		.00000					Zurich Investment Management Limited	.AUS	.OTH	Zurich Australia Limited	Ownership	100.000	Zurich Insurance Group Ltd.	.N	.12
		.00000					Zurich Investment Services Limited	.BMU	.OTH	Zurich Finance Company Ltd	Ownership	100.000	Zurich Insurance Group Ltd.	.N	.12
		.00000					Zurich Investments Life S.p.A.	.ITA	.OTH	Zurich Insurance Company Ltd - Rappresentanza Generale per I	Ownership	100.000	Zurich Insurance Group Ltd.	.N	.12
		.00000					Zurich JVCompany Servicios Mexico, S.A. DE C.V.	.MEX	.OTH	Zurich Vida, Compania de Seguros, S.A.	Ownership	0.002	Zurich Insurance Group Ltd.	.N	.12
		.00000					Zurich JVCompany Servicios Mexico, S.A. DE C.V.	.MEX	.OTH	Zurich Santander Seguros Mexico, S.A.	Ownership	99.998	Zurich Insurance Group Ltd.	.N	.12
		.00000					Zurich Kunden Center GmbH	.DEU	.OTH	Zurich Beteiligungs-Aktiengesellschaft (Deutschland)	Ownership	100.000	Zurich Insurance Group Ltd.	.N	.12
		.00000	26-0530367				Zurich Latin America Corporation	.FL	.OTH	Zurich Holding Company of America, Inc.	Ownership	100.000	Zurich Insurance Group Ltd.	.N	.12
		.00000					Zurich Latin America Holding S.L. - Sociedad Unipersonal	.ESP	.OTH	Zurich Lebensversicherungs-Gesellschaft AG	Ownership	100.000	Zurich Insurance Group Ltd.	.N	.12
		.00000					Zurich Latin American Services S.A.	.ARG	.OTH	Inversiones Suizo-Argentina S.A.	Ownership	6.320	Zurich Insurance Group Ltd.	.N	.12
		.00000					Zurich Latin American Services S.A.	.ARG	.OTH	Zurich Versicherungs-Gesellschaft AG	Ownership	93.680	Zurich Insurance Group Ltd.	.N	.12
		.00000					Zurich Lebensversicherungs-Gesellschaft AG	.CHE	.OTH	Zurich Versicherungs-Gesellschaft AG	Ownership	100.000	Zurich Insurance Group Ltd.	.N	.12
		.00000					Zurich Life Assurance plc	.IRL	.OTH	Zurich Holding Ireland Limited	Ownership	100.000	Zurich Insurance Group Ltd.	.N	.12
		.00000					Zurich Life Insurance (Hong Kong) Limited	.HKG	.OTH	Zürich Versicherungs-Gesellschaft AG	Ownership	100.000	Zurich Insurance Group Ltd.	.N	.12
		.00000					Zurich Life Insurance (Singapore) Pte Ltd	.SGP	.OTH	Zurich Versicherungs-Gesellschaft AG	Ownership	100.000	Zurich Insurance Group Ltd.	.N	.12
		.00000					Zurich Life Insurance Company Ltd., Representative office Buenos Aires	.ARG	.OTH	Zurich Lebensversicherungs-Gesellschaft AG	Ownership	100.000	Zurich Insurance Group Ltd.	.N	.12
		.00000					Zurich Life Preparatory Japan Co. Ltd.	.JPN	.OTH	Zürich Lebensversicherungs-Gesellschaft AG	Ownership	100.000	Zurich Insurance Group Ltd.	.N	.12
		.00000					Zurich Management (Bermuda) Ltd	.BMU	.OTH	Zurich Versicherungs-Gesellschaft AG	Ownership	100.000	Zurich Insurance Group Ltd.	.N	.12
		.00000					Zurich Management Services Limited	.GBR	.OTH	Zurich Holdings (UK) Limited	Ownership	100.000	Zurich Insurance Group Ltd.	.N	.12
		.00000					Zurich Minas Brasil Seguros S.A.	.BRA	.OTH	Zurich Versicherungs-Gesellschaft AG	Ownership	100.000	Zurich Insurance Group Ltd.	.N	.12
		.00000					Zurich Pension Trustees Ireland Limited	.IRL	.OTH	Zurich Insurance plc	Ownership	50.000	Zurich Insurance Group Ltd.	.N	.12
		.00000					Zurich Pension Trustees Ireland Limited	.IRL	.OTH	Zurich Trustee Services Limited	Ownership	50.000	Zurich Insurance Group Ltd.	.N	.12
		.00000					Zurich Pension Trustees Limited	.GBR	.OTH	Zurich Assurancza Ltd	Ownership	100.000	Zurich Insurance Group Ltd.	.N	.12

SCHEDULE Y
PART 1A - DETAIL OF INSURANCE HOLDING COMPANY SYSTEM

1	2	3	4	5	6	7	8	9	10	11	12	13	14	15	16
Group Code	Group Name	NAIC Company Code	ID Number	Federal RSSD	CIK	Name of Securities Exchange if Publicly Traded (U.S. or International)	Names of Parent, Subsidiaries Or Affiliates	Domi-ciliary Location	Relation-ship to Reporting Entity	Directly Controlled by (Name of Entity/Person)	Type of Control (Ownership, Board, Management, Attorney-in-Fact, Influence, Other)	If Control is Ownership Provide Percen-tage	Ultimate Controlling Entity(ies)/Person(s)	Is an SCA Filing Re-quired? (Y/N)	*
		.00000					Zurich Pensions Management LimitedGBR	.OTH	Allied Dunbar Assurance plc	Ownership.....	100.000	Zurich Insurance Group Ltd.N	...12
		.00000					Zurich Pensionskassen-Beratung AGCHE	.OTH	Zurich Lebensversicherungs-Gesellschaft AG	Ownership.....	100.000	Zurich Insurance Group Ltd.N	...12
		.00000					Zurich Professional LimitedGBR	.OTH	Zurich Holdings (UK) Limited	Ownership.....	100.000	Zurich Insurance Group Ltd.N	...12
		.00000					Zurich Project Finance (UK) LimitedGBR	.OTH	Zürich Versicherungs-Gesellschaft AG	Ownership.....	100.000	Zurich Insurance Group Ltd.N	...12
		.00000					Zurich Properties Pty LimitedAUS	.OTH	Zurich Australia Limited	Ownership.....	40.001	Zurich Insurance Group Ltd.N	...12
		.00000					Zurich Properties Pty LimitedAUS	.OTH	Zurich Australian Insurance Limited	Ownership.....	59.999	Zurich Insurance Group Ltd.N	...12
		.00000					Zurich Property Services Malaysia Sdn BhdMYS	.OTH	Zurich Versicherungs-Gesellschaft AG	Ownership.....	100.000	Zurich Insurance Group Ltd.N	...12
		.00000	30-0165071				Zurich Realty, Inc.MD	.OTH	Zurich Holding Company of America, Inc.	Ownership.....	100.000	Zurich Insurance Group Ltd.N	...12
		.00000					Zurich Rechtsschutz-Schadenservice GmbHDEU	.OTH	Zurich Beteiligungs-Aktiengesellschaft (Deutschland)	Ownership.....	100.000	Zurich Insurance Group Ltd.N	...12
		.00000					Zurich Reliable Insurance LimitedRUS	.OTH	Zurich Versicherungs-Gesellschaft AG	Ownership.....	99.900	Zurich Insurance Group Ltd.N	...12
		.00000					Zurich Reliable Insurance LimitedRUS	.OTH	Zurich Versicherungs-Aktiengesellschaft	Ownership.....	0.100	Zurich Insurance Group Ltd.N	...12
		.00000					Zurich Resseguradora Brasil S.A.BRA	.OTH	Zurich Versicherungs-Gesellschaft AG	Ownership.....	99.999	Zurich Insurance Group Ltd.N	...12
		.00000					Zurich Resseguradora Brasil S.A.BRA	.OTH	Zurich Lebensversicherungs-Gesellschaft AG	Ownership.....	0.001	Zurich Insurance Group Ltd.N	...12
		.00000					Zurich Risk Consulting RURUS	.OTH	Zurich Reliable Insurance	Ownership.....	100.000	Zurich Insurance Group Ltd.N	...12
		.00000					Zurich Risk Management Services (India) Private LimitedIND	.OTH	Zurich International (Bermuda) Ltd.	Ownership.....	1.000	Zurich Insurance Group Ltd.N	...12
		.00000					Zurich Risk Management Services (India) Private LimitedIND	.OTH	Zurich Versicherungs-Gesellschaft AG	Ownership.....	99.000	Zurich Insurance Group Ltd.N	...12
		.00000					Zurich Risk Services Asia Pacific Sdn BhdMYS	.OTH	Zurich Management Services Limited	Ownership.....	100.000	Zurich Insurance Group Ltd.N	...12
		.00000					Zurich Ruckversicherungs-Gesellschaft AGCHE	.OTH	Zurich Versicherungs-Gesellschaft AG	Ownership.....	100.000	Zurich Insurance Group Ltd.N	...12
		.00000					Zurich Sacramento, Inc.CA	.OTH	JFS/ZSF 1998, L.P.	Ownership.....	100.000	Zurich Insurance Group Ltd.N	...12
		.00000					Zurich Santander Brasil Odonto LTDA.BRA	.OTH	Zurich Santander Brasil Seguros e Previdência S.A.	Ownership.....	99.000	Zurich Insurance Group Ltd.N	...12
		.00000					Zurich Santander Brasil Odonto LTDA.BRA	.OTH	Zurich Santander Brasil Seguros S.A.	Ownership.....	1.000	Zurich Insurance Group Ltd.N	...12
		.00000					Zurich Santander Brasil Seguros e Previdência S.A.BRA	.OTH	Zurich Latin America Holding S.L. - Sociedad Unipersonal	Ownership.....	0.220	Zurich Insurance Group Ltd.N	...12
		.00000					Zurich Santander Brasil Seguros e Previdência S.A.BRA	.OTH	Zurich Santander Holding (Spain), S.L.	Ownership.....	99.568	Zurich Insurance Group Ltd.N	...12
		.00000					Zurich Santander Brasil Seguros S.A.BRA	.OTH	Zurich Santander Brasil Seguros e Previdência S.A.	Ownership.....	100.000	Zurich Insurance Group Ltd.N	...12
		.00000					Zurich Santander Holding (Spain), S.L.ESP	.OTH	Zurich Santander Insurance America, S.L.	Ownership.....	100.000	Zurich Insurance Group Ltd.N	...12
		.00000					Zurich Santander Holding Dos (Spain), S.L.ESP	.OTH	Zurich Santander Insurance America, S.L.	Ownership.....	100.000	Zurich Insurance Group Ltd.N	...12
		.00000					Zurich Santander Insurance America, S.L.ESP	.OTH	Zurich Latin America Holding S.L. - Sociedad Unipersonal	Ownership.....	51.000	Zurich Insurance Group Ltd.N	...12
		.00000					Zurich Santander Seguros Argentina S.A.ARG	.OTH	Zurich Santander Insurance America, S.L.	Ownership.....	96.000	Zurich Insurance Group Ltd.N	...12
		.00000					Zurich Santander Seguros Argentina S.A.ARG	.OTH	Inversiones ZS America SpA	Ownership.....	4.000	Zurich Insurance Group Ltd.N	...12
		.00000					Zurich Santander Seguros de Vida Chile S.A.CHL	.OTH	Inversiones ZS America Dos Limitada	Ownership.....	99.782	Zurich Insurance Group Ltd.N	...12
		.00000					Zurich Santander Seguros de Vida Chile S.A.CHL	.OTH	Inversiones ZS America SpA	Ownership.....	0.218	Zurich Insurance Group Ltd.N	...12
		.00000					Zurich Santander Seguros Generales Chile S.A.CHL	.OTH	Inversiones ZS America Dos Limitada	Ownership.....	99.505	Zurich Insurance Group Ltd.N	...12
		.00000					Zurich Santander Seguros Generales Chile S.A.CHL	.OTH	Inversiones ZS America SpA	Ownership.....	0.495	Zurich Insurance Group Ltd.N	...12
		.00000					Zurich Santander Seguros Mexico, S.A.MEX	.OTH	Inversiones ZS America SpA	Ownership.....	0.001	Zurich Insurance Group Ltd.N	...12
		.00000					Zurich Santander Seguros Mexico, S.A.MEX	.OTH	Zurich Santander Insurance America, S.L.	Ownership.....	99.999	Zurich Insurance Group Ltd.N	...12
		.00000					Zurich Seguros Ecuador, S.A.ECU	.OTH	Zürich Versicherungs-Gesellschaft AG	Ownership.....	100.000	Zurich Insurance Group Ltd.N	...12
		.00000					Zurich Service GmbHDEU	.OTH	Zurich Versicherungs-Aktiengesellschaft	Ownership.....	100.000	Zurich Insurance Group Ltd.N	...12
		.00000					Zurich Services (Australia) Pty LimitedAUS	.OTH	Zurich Financial Services Australia Limited	Ownership.....	100.000	Zurich Insurance Group Ltd.N	...12
		.00000					Zurich Services (Hong Kong) LimitedHKG	.OTH	Swiss Insurance Management (Hong Kong) Limited	Ownership.....	0.003	Zurich Insurance Group Ltd.N	...12

SCHEDULE Y
PART 1A - DETAIL OF INSURANCE HOLDING COMPANY SYSTEM

1	2	3	4	5	6	7	8	9	10	11	12	13	14	15	16
Group Code	Group Name	NAIC Company Code	ID Number	Federal RSSD	CIK	Name of Securities Exchange if Publicly Traded (U.S. or International)	Names of Parent, Subsidiaries Or Affiliates	Domi-ciliary Location	Relation-ship to Reporting Entity	Directly Controlled by (Name of Entity/Person)	Type of Control (Ownership, Board, Management, Attorney-in-Fact, Influence, Other)	If Control is Owner-ship Provide Percen-tage	Ultimate Controlling Entity(ies)/Person(s)	Is an SCA Filing Re-quired? (Y/N)	*
		.00000					Zurich Services (Hong Kong) Limited	.HKG	.OTH	Zurich Insurance Holdings (Hong Kong) Limited	Ownership	99.997	Zurich Insurance Group Ltd.	.N	12
		.00000					Zurich Services A.I.E.	.ESP	.OTH	AIDE Asistencia Seguros y Reaseguros, S.A. – Sociedad Uniper	Ownership	0.001	Zurich Insurance Group Ltd.	.N	12
		.00000					Zurich Services A.I.E.	.ESP	.OTH	Bansabadell Pensiones, E.G.F.P, S.A.	Ownership	0.001	Zurich Insurance Group Ltd.	.N	12
		.00000					Zurich Services A.I.E.	.ESP	.OTH	Bansabadell Seguros Generales, S.A. de Seguros y Reaseguros	Ownership	0.001	Zurich Insurance Group Ltd.	.N	12
		.00000					Zurich Services A.I.E.	.ESP	.OTH	Bansabadell Vida S.A. de Seguros y Reaseguros	Ownership	0.001	Zurich Insurance Group Ltd.	.N	12
		.00000					Zurich Services A.I.E.	.ESP	.OTH	Zurich Insurance plc, Sucursal en Espana	Ownership	97.180	Zurich Insurance Group Ltd.	.N	12
		.00000					Zurich Services A.I.E.	.ESP	.OTH	Zurich Vida, Compania de Seguros y Reaseguros, S.A. – Sociad	Ownership	2.816	Zurich Insurance Group Ltd.	.N	12
		.00000					Zurich Services Company (Pty) Ltd	.AUS	.OTH	Zürich Versicherungs-Gesellschaft AG	Ownership	100.000	Zurich Insurance Group Ltd.	.N	12
		.00000	35-2546417				Zurich Services US, LLC	.DE	.OTH	Farmers Group, Inc.	Ownership	50.000	Zurich Insurance Group Ltd.	.N	12
		.00000	35-2546417				Zurich Services US, LLC	.DE	.OTH	Zurich Holding Company of America, Inc.	Ownership	50.000	Zurich Insurance Group Ltd.	.N	12
		.00000					Zurich Servicios de Mexico, S.A. de C.V.	.MEX	.OTH	Zurich Vida, Compania de Seguros, S.A.	Ownership	90.000	Zurich Insurance Group Ltd.	.N	12
		.00000					Zurich Servicios de Mexico, S.A. de C.V.	.MEX	.OTH	Zurich, Compania de Seguros, S.A.	Ownership	10.000	Zurich Insurance Group Ltd.	.N	12
		.00000					ZURICH SERVICIOS DIRECTO ESPAÑA, S.L.	.ESP	.OTH	Zurich Insurance Mobile Solutions AG	Ownership	100.000	Zurich Insurance Group Ltd.	.N	12
		.00000					Zurich Servicios y Soporte México, S.A. de C.V.	.MEX	.OTH	Zürich Versicherungs-Gesellschaft AG	Ownership	99.980	Zurich Insurance Group Ltd.	.N	12
		.00000					Zurich Servicios y Soporte México, S.A. de C.V.	.MEX	.OTH	Zürich Lebensversicherungs-Gesellschaft AG	Ownership	0.020	Zurich Insurance Group Ltd.	.N	12
		.00000					Zurich Shared Services S.A.	.CHL	.OTH	Inversiones Suizo Chilena S.A.	Ownership	99.987	Zurich Insurance Group Ltd.	.N	12
		.00000					Zurich Shared Services S.A.	.CHL	.OTH	Zurich Investments Chile S.A.	Ownership	0.013	Zurich Insurance Group Ltd.	.N	12
		.00000					Zurich Sigorta A.S.	.TUR	.OTH	Zurich Versicherungs-Gesellschaft AG	Ownership	100.000	Zurich Insurance Group Ltd.	.N	12
		.00000					Zurich Small Amount and Short Term Insurance Ltd.	.JPN	.OTH	Zürich Versicherungs-Gesellschaft AG	Ownership	100.000	Zurich Insurance Group Ltd.	.N	12
		.00000					Zurich South America Invest AB	.SWE	.OTH	Zurich Versicherungs-Gesellschaft AG	Ownership	100.000	Zurich Insurance Group Ltd.	.N	12
		.00000					Zurich Structured Finance, Inc.	.DE	.OTH	Zurich Finance Company Ltd	Ownership	100.000	Zurich Insurance Group Ltd.	.N	12
		.00000					Zurich Takaful Malaysia Berhad (ZTMB)	.MYS	.OTH	Zurich Versicherungs-Gesellschaft AG	Ownership	100.000	Zurich Insurance Group Ltd.	.N	12
		.00000					Zurich Technical and Consulting Services (Beijing) Co. Ltd.	.CHN	.OTH	Zurich Insurance Holdings (Hong Kong) Limited	Ownership	100.000	Zurich Insurance Group Ltd.	.N	12
		.00000					Zurich Technology Malaysia Sdn Bhd	.MYS	.OTH	Zurich Technology Services Malaysia Sdn Bhd	Ownership	100.000	Zurich Insurance Group Ltd.	.N	12
		.00000					Zurich Technology Services Malaysia Sdn Bhd	.MYS	.OTH	Zurich Versicherungs-Gesellschaft AG	Ownership	100.000	Zurich Insurance Group Ltd.	.N	12
		.00000					Zurich Training and Development Services Limited	.GBR	.OTH	Allied Dunbar Assurance plc	Ownership	100.000	Zurich Insurance Group Ltd.	.N	12
		.00000					Zurich Transitional Services Limited	.GBR	.OTH	Zurich Holdings (UK) Limited	Ownership	100.000	Zurich Insurance Group Ltd.	.N	12
		.00000					Zurich Travel Solutions Pty Limited	.AUS	.OTH	Zürich Versicherungs-Gesellschaft AG	Ownership	100.000	Zurich Insurance Group Ltd.	.N	12
		.00000					Zurich Treasury Services Limited	.IRL	.OTH	Zurich Financial Services EUB Holdings Limited	Ownership	100.000	Zurich Insurance Group Ltd.	.N	12
		.00000					Zurich Trustee Company (UK) Limited	.GBR	.OTH	Allied Dunbar Assurance plc	Ownership	100.000	Zurich Insurance Group Ltd.	.N	12
		.00000					Zurich Trustee Services Limited	.IRL	.OTH	Zurich Life Assurance plc	Ownership	100.000	Zurich Insurance Group Ltd.	.N	12
		.00000					Zurich UK General Employee Services Limited	.GBR	.OTH	Zurich UK General Services Limited	Ownership	100.000	Zurich Insurance Group Ltd.	.N	12
		.00000					Zurich UK General Services Limited	.GBR	.OTH	Zurich Holdings (UK) Limited	Ownership	100.000	Zurich Insurance Group Ltd.	.N	12
		.00000	AA-1220080				Zurich Versicherungs-Aktiengesellschaft	.AUT	.OTH	Zurich Versicherungs-Gesellschaft AG	Ownership	99.981	Zurich Insurance Group Ltd.	.N	9
		.00000	AA-1460190				Zurich Versicherungs-Gesellschaft AG	.CHE	.OTH	Zurich Insurance Group Ltd.	Ownership	100.000	Zurich Insurance Group Ltd.	.N	10
		.00000					Zurich Vida e Previdencia S.A.	.BRA	.OTH	Zurich Minas Brasil Seguros S.A.	Ownership	100.000	Zurich Insurance Group Ltd.	.N	12
		.00000					Zurich Vida, Compania de Seguros y Reaseguros, S.A. – Sociad	.ESP	.OTH	Zurich Lebensversicherungs-Gesellschaft AG	Ownership	100.000	Zurich Insurance Group Ltd.	.N	12
		.00000	AA-1840022				Zurich Vida, Compania de Seguros, S.A.	.MEX	.OTH	Zurich Versicherungs-Gesellschaft AG	Ownership	100.000	Zurich Insurance Group Ltd.	.N	12
		.00000	AA-2734111				Zurich Warranty Solutions, Inc.	.IL	.OTH	American Zurich Insurance Company	Ownership	100.000	Zurich Insurance Group Ltd.	.Y	12
		.00000	36-4453190				Zurich Whiteley Investment Trust Limited	.GBR	.OTH	Zurich Insurance plc	Ownership	100.000	Zurich Insurance Group Ltd.	.N	12
		.00000					Zurich Whiteley Trust Limited	.GBR	.OTH	Zurich Whiteley Investment Trust Limited	Ownership	100.000	Zurich Insurance Group Ltd.	.N	12

97.16

PART 1A - DETAIL OF INSURANCE HOLDING COMPANY SYSTEM

Asterisk	Explanation
.....	Note 1: Farmers Insurance Exchange is a California "interinsurance exchange" owned by its policyholders. Its attorney-in-fact is Farmers Group, Inc, dba Farmers Underwriters Association, which is a subsidiary of Zurich Insurance Group Ltd.
.....	Note 2: FX Insurance Agency, LLC provides services to Farmers Group, Inc, pursuant to a service agreement among its parent, ZFUS Services, LLC, and Farmers Group, Inc, Truck Underwriters Association and Fire Underwriters Association.
.....	Note 3: Farmers Group Inc, as attorney-in-fact for Farmers Insurance Exchange, provides management services to Farmers Texas County Mutual Insurance Company.
.....	Note 4: Fire Insurance Exchange is a California "interinsurance exchange" owned by its policyholders. Its attorney-in-fact is Fire Underwriters Association, which is a subsidiary of Zurich Insurance Group Ltd.
.....	Note 5: Foremost County Mutual Insurance Company is a Texas County mutual insurance company managed by Foremost Insurance Company Grand Rapids, Michigan.
.....	Note 6: Foremost Lloyds of Texas is a Texas company managed by Foremost Insurance Company Grand Rapids, Michigan.
.....	Note 7: Truck Insurance Exchange is a California "interinsurance exchange" owned by its policyholders. Its attorney-in-fact is Truck Underwriters Association, which is a subsidiary of Zurich Insurance Group Ltd.
.....	Note 8: Zurich Insurance Plc operates branches in the following countries: Italy (AA-1364106), Portugal (AA-1820001), Spain (AA-1840150), and United Kingdom (AA-1780059).
.....	Note 9: Zurich Versicherungs-Aktiengesellschaft operates a branch in Germany (AA-1340017)
.....	Note 10: Zurich Versicherungs-Gesellschaft AG also known as Zurich Insurance Company, Ltd operates branches in the following countries: Bermuda (AA-3190825), Canada (AA-1560999), Hong Kong (AA-5324112), Ireland (AA-1780042), Japan (AA-1584115), and Singapore (AA-5760036). It also operates a management entity Alpina International (AA-1460010) in Switzerland.
.....	Note 11: An affiliate entity is the attorney-in-fact of Farmers Insurance Exchange, Fire Insurance Exchange and Truck Insurance Exchange (collectively "Exchanges"). The reporting entity's relationship to the Exchanges, their subsidiaries, and the affiliates that they manage is classified as OTHER.
.....	Note 12: This company is a subsidiary of Zurich Insurance Group Ltd., and is an affiliate of Farmers Group, Inc.

SCHEDULE Y

PART 2 - SUMMARY OF INSURER'S TRANSACTIONS WITH ANY AFFILIATES

1	2	3	4	5	6	7	8	9	10	11	12	13
NAIC Company Code	ID Number	Names of Insurers and Parent, Subsidiaries or Affiliates	Shareholder Dividends	Capital Contributions	Purchases, Sales or Exchanges of Loans, Securities, Real Estate, Mortgage Loans or Other Investments	Income/ (Disbursements) Incurred in Connection with Guarantees or Undertakings for the Benefit of any Affiliate(s)	Management Agreements and Service Contracts	Income/ (Disbursements) Incurred Under Reinsurance Agreements	*	Any Other Material Activity Not in the Ordinary Course of the Insurer's Business	Totals	Reinsurance Recoverable/ (Payable) on Losses and/or Reserve Credit Taken/(Liability)
	81-4674724	145 Great Road, LLC										
	47-3820947	17885 Von Karman, LLC										
25232	22-3398993	21st Century Advantage Insurance Company										4,456,313
10184	22-3337475	21st Century Auto Insurance Company of New Jersey										
36404	95-4136306	21st Century Casualty Company										651,978
34789	23-2044095	21st Century Centennial Insurance Company										129,849,956
43974	13-1967524	21st Century Indemnity Insurance Company										3,589,205
	51-0283170	21st Century Insurance and Financial Services, Inc.										
12963	95-2565072	21st Century Insurance Company										415,021,275
	95-1935264	21st Century Insurance Group										
32220	13-3333609	21st Century North America Insurance Company										6,304,617
23795	02-0226203	21st Century Pacific Insurance Company										323,948
10710	13-3922232	21st Century Pinnacle Insurance Company										2,474,173
22225	95-2743473	21st Century Preferred Insurance Company										
20796	22-1721971	21st Century Premier Insurance Company										5,360,908
43761	95-4232263	21st Century Superior Insurance Company										
	81-0741455	384 Santa Trinita Ave LLC										
	81-2487862	3900 Indian Avenue, LLC										
	81-4365602	460 Gibraltar Drive, LLC										
	99-0215429	50th State Risk Management Services, Inc.										
	47-2591947	5401 Wiles Road LLC										
	81-1746692	600 Riverside Parkway, LLC										
	47-3968324	922 W. Washington Blvd, LLC										
10245	86-0812982	American Federation Insurance Company										1,269,043
10805	13-3953213	American Pacific Insurance Company, Inc.										428,766
11034	34-1893500	Bristol West Casualty Insurance Company										16,579,852
	13-3994449	Bristol West Holdings, Inc.										
19658	38-1865162	Bristol West Insurance Company										240,958,171
	65-0880876	Bristol West Insurance Services of California, Inc.										
	65-0616769	Bristol West Insurance Services, Inc. of Florida										
12774	86-1174452	Bristol West Preferred Insurance Company										35,094,045
	65-0919338	BWIS of Nevada, Inc.										
10315	95-4528269	Civic Property & Casualty Company							*			(143,471,371)
	76-0543593	Coast National General Agency										
	33-0246699	Coast National Holding Company										
25089	33-0246701	Coast National Insurance Company										302,829,786
10318	95-4528266	Exact Property & Casualty Company							*			(148,737,761)

SCHEDULE Y

PART 2 - SUMMARY OF INSURER'S TRANSACTIONS WITH ANY AFFILIATES

1	2	3	4	5	6	7	8	9	10	11	12	13
NAIC Company Code	ID Number	Names of Insurers and Parent, Subsidiaries or Affiliates	Shareholder Dividends	Capital Contributions	Purchases, Sales or Exchanges of Loans, Securities, Real Estate, Mortgage Loans or Other Investments	Income/ (Disbursements) Incurred in Connection with Guarantees or Undertakings for the Benefit of any Affiliate(s)	Management Agreements and Service Contracts	Income/ (Disbursements) Incurred Under Reinsurance Agreements	*	Any Other Material Activity Not in the Ordinary Course of the Insurer's Business	Totals	Reinsurance Recoverable/ (Payable) on Losses and/or Reserve Credit Taken/(Liability)
	77-0530616	Farmers Financial Solutions, LLC										
21598	95-2626387	Farmers Insurance Company of Arizona										457,504,111
21601	95-2626385	Farmers Insurance Company of Idaho							*			(44,470,425)
21636	95-2655893	Farmers Insurance Company of Oregon					(198,839,776)		*		(198,839,776)	(823,256,284)
21644	95-2655894	Farmers Insurance Company of Washington							*			(43,541,235)
21628	48-0609012	Farmers Insurance Company, Inc.							*			689,327,131
21652	95-2575893	Farmers Insurance Exchange					(1,754,050,878)	159,182,152	*		(1,594,868,726)	(7,885,977,225)
28487	22-2640040	Farmers Insurance Hawaii, Inc.										7,854,222
36889	31-0956373	Farmers Insurance of Columbus Inc.							*			(74,940,103)
10806	36-4165395	Farmers New Century Insurance Company							*			(87,018,221)
43699	59-2326047	Farmers Specialty Insurance Company										57,139,105
24392	74-1067657	Farmers Texas County Mutual Insurance Company										1,178,218,339
	27-0342907	FCOA, LLC	(7,600,000)								(7,600,000)	
	77-0530617	FFS Holdings, LLC										
21660	95-6235715	Fire Insurance Exchange					(213,042,617)	(411,189,821)	*		(624,232,438)	(359,729,815)
29254	38-1721730	Foremost County Mutual Insurance Company										195,121,212
	38-2505922	Foremost Express Insurance Agency, Inc.										
	73-0462770	Foremost Financial Services Corporation										
11185	38-1407533	Foremost Insurance Company Grand Rapids, Michigan	7,600,000					110,318,675			117,918,675	2,326,768,998
41688	75-1779175	Foremost Lloyds of Texas										150,302,175
11800	35-1604635	Foremost Property & Casualty Insurance Company										126,861,913
41513	38-2430150	Foremost Signature Insurance Company										69,227,414
	99-0083322	Hawaii Insurance Consultants, Ltd.										
21679	36-2661515	Illinois Farmers Insurance Company							*			309,524,117
	65-0881673	Insurance Data Systems, G.P.										
	38-2336672	Kraft Lake Insurance Agency										
21687	95-6016640	Mid Century Insurance Company					(454,490,916)	141,688,994	*		(312,801,922)	1,069,351,127
28673	74-2448744	Mid Century Insurance Company of Texas										66,643
10317	95-4528264	Neighborhood Spirit Property & Casualty Company							*			(133,061,095)
33120	65-0109120	Security National Insurance Company										266,735,851
21695	94-1663548	Texas Farmers Insurance Company							*			611,774,358
44245	13-3551577	Toggle Insurance Company			(50,000)						(50,000)	13,620,556
	83-3256280	Toggle Services, LLC		50,000							50,000	
21709	95-2575892	Truck Insurance Exchange					(220,144,037)		*		(220,144,037)	1,181,006,223
	74-1593853	Western Star Insurance Services, Inc.										

SCHEDULE Y

PART 2 - SUMMARY OF INSURER’S TRANSACTIONS WITH ANY AFFILIATES

1	2	3	4	5	6	7	8	9	10	11	12	13
NAIC Company Code	ID Number	Names of Insurers and Parent, Subsidiaries or Affiliates	Shareholder Dividends	Capital Contributions	Purchases, Sales or Exchanges of Loans, Securities, Real Estate, Mortgage Loans or Other Investments	Income/ (Disbursements) Incurred in Connection with Guarantees or Undertakings for the Benefit of any Affiliate(s)	Management Agreements and Service Contracts	Income/ (Disbursements) Incurred Under Reinsurance Agreements	*	Any Other Material Activity Not in the Ordinary Course of the Insurer's Business	Totals	Reinsurance Recoverable/ (Payable) on Losses and/or Reserve Credit Taken/(Liability)
		The following Zurich Insurance Group entities within NAIC Group Code "0212" have transactions with Farmers Insurance Group entities within NAIC Group Code "0069"										
40142	36-3141762	American Zurich Insurance Company										2,004,513
19305	13-6081895	Assurance Company of America										
	95-0725935	Farmers Group, Inc.	170,000,000				2,390,054,103				2,560,054,103	
63177	91-0335750	Farmers New World Life Insurance Company	(170,000,000)								(170,000,000)	1,438,010,643
10873	95-4650862	Farmers Reinsurance Company										(88,277,646)
	95-2670247	Fire Underwriters Association					242,016,413				242,016,413	
19372	13-5283360	Northern Insurance Company of New York										
	95-2670330	Truck Underwriters Association					208,497,708				208,497,708	
70173	43-0824418	Universal Underwriters Life Insurance Company										
90557	36-3050975	Zurich America Life Insurance Company										
16535	36-4233459	Zurich American Insurance Company										94,188,580
	AA-1460190	Zurich Insurance Company, Ltd.										(1,577,318,086)
9999999 Control Totals									XXX			

ANNUAL STATEMENT FOR THE YEAR 2020 OF THE Bristol West Insurance Company

SUPPLEMENTAL EXHIBITS AND SCHEDULES INTERROGATORIES



The following supplemental reports are required to be filed as part of your statement filing unless specifically waived by the domiciliary state. However, in the event that your domiciliary state waives the filing requirement, your response of **WAIVED** to the specific interrogatory will be accepted in lieu of filing a “NONE” report and a bar code will be printed below. If the supplement is required of your company but is not being filed for whatever reason enter **SEE EXPLANATION** and provide an explanation following the interrogatory questions.

		Responses
MARCH FILING		
1.	Will an actuarial opinion be filed by March 1?	YES
2.	Will the Supplemental Compensation Exhibit be filed with the state of domicile by March 1?	YES
3.	Will the confidential Risk-based Capital Report be filed with the NAIC by March 1?.....	YES
4.	Will the confidential Risk-based Capital Report be filed with the state of domicile, if required by March 1?	YES
APRIL FILING		
5.	Will the Insurance Expense Exhibit be filed with the state of domicile and the NAIC by April 1?	YES
6.	Will Management's Discussion and Analysis be filed by April 1?	YES
7.	Will the Supplemental Investment Risk Interrogatories be filed by April 1?	YES
MAY FILING		
8.	Will this company be included in a combined annual statement which is filed with the NAIC by May 1?	YES
JUNE FILING		
9.	Will an audited financial report be filed by June 1?	YES
10.	Will Accountant's Letter of Qualifications be filed with the state of domicile and electronically with the NAIC by June 1?	YES
AUGUST FILING		
11.	Will the regulator-only (non-public) Communication of Internal Control Related Matters Noted in Audit be filed with the state of domicile and electronically with the NAIC (as a regulator-only non-public document) by August 1?	YES

The following supplemental reports are required to be filed as part of your annual statement filing **if your company is engaged in the type of business covered by the supplement. However, in the event that your company does not transact the type of business for which the special report must be filed, your response of NO to the specific interrogatory will be accepted in lieu of filing a “NONE” report and a bar code will be printed below.** If the supplement is required of your company but is not being filed for whatever reason enter **SEE EXPLANATION** and provide an explanation following the interrogatory questions.

















MARCH FILING		
12.	Will Schedule SIS (Stockholder Information Supplement) be filed with the state of domicile by March 1?	NO
13.	Will the Financial Guaranty Insurance Exhibit be filed by March 1?.....	NO
14.	Will the Medicare Supplement Insurance Experience Exhibit be filed with the state of domicile and the NAIC by March 1?.....	NO
15.	Will Supplement A to Schedule T (Medical Professional Liability Supplement) be filed by March 1?	NO
16.	Will the Trusteed Surplus Statement be filed with the state of domicile and the NAIC by March 1?	NO
17.	Will the Premiums Attributed to Protected Cells Exhibit be filed by March 1?	NO
18.	Will the Reinsurance Summary Supplemental Filing for General Interrogatory 9 be filed with the state of domicile and the NAIC by March 1?	NO
19.	Will the Medicare Part D Coverage Supplement be filed with the state of domicile and the NAIC by March 1?.....	NO
20.	Will the confidential Actuarial Opinion Summary be filed with the state of domicile, if required, by March 15 (or the date otherwise specified)?.....	YES
21.	Will the Reinsurance Attestation Supplement be filed with the state of domicile and the NAIC by March 1?	YES
22.	Will the Exceptions to the Reinsurance Attestation Supplement be filed with the state of domicile by March 1?	NO
23.	Will the Bail Bond Supplement be filed with the state of domicile and the NAIC by March 1?	NO
24.	Will the Director and Officer Insurance Coverage Supplement be filed with the state of domicile and the NAIC by March 1?	NO
25.	Will an approval from the reporting entity's state of domicile for relief related to the five-year rotation requirement for lead audit partner be filed electronically with the NAIC by March 1?	YES
26.	Will an approval from the reporting entity's state of domicile for relief related to the one-year cooling off period for independent CPA be filed electronically with the NAIC by March 1?	NO
27.	Will an approval from the reporting entity's state of domicile for relief related to the Requirements for Audit Committees be filed electronically with the NAIC by March 1?.....	NO
28.	Will the Supplemental Schedule for Reinsurance Counterparty Reporting Exception - Asbestos and Pollution Contracts be filed with the state of domicile and the NAIC by March 1?.....	NO
APRIL FILING		
29.	Will the Credit Insurance Experience Exhibit be filed with the state of domicile and the NAIC by April 1?	SEE EXPLANATION
30.	Will the Long-term Care Experience Reporting Forms be filed with the state of domicile and the NAIC by April 1?	NO
31.	Will the Accident and Health Policy Experience Exhibit be filed by April 1?	NO
32.	Will the Supplemental Health Care Exhibit (Parts 1, 2 and 3) be filed with the state of domicile and the NAIC by April 1?	NO
33.	Will the regulator only (non-public) Supplemental Health Care Exhibit's Expense Allocation Report be filed with the state of domicile and the NAIC by April 1?	NO
34.	Will the Cybersecurity and Identity Theft Insurance Coverage Supplement be filed with the state of domicile and the NAIC by April 1?	NO
35.	Will the Life, Health & Annuity Guaranty Association Model Act Assessment Base Reconciliation Exhibit be filed with the state of domicile and the NAIC by April 1?	NO
36.	Will the Adjustments to the Life, Health & Annuity Guaranty Association Model Act Assessment Base Reconciliation Exhibit (if required) be filed with the state of domicile and the NAIC by April 1?	NO
37.	Will the Private Flood Insurance Supplement be filed with the state of domicile and the NAIC by April 1?	NO
AUGUST FILING		
38.	Will Management's Report of Internal Control Over Financial Reporting be filed with the state of domicile by August 1?	YES
Explanations:		
12.		
13.		
14.		
15.		
16.		
17.		
18.		
19.		
22.		
23.		
24.		
26.		
27.		
28.		
29.	The Credit Insurance Experience Exhibit is not applicable to the Company, and will not be filed with the state of domicile (Ohio). However, the state of Virginia requires this NONE filing be submitted to the NAIC as part of the April 1 filing.	
30.		
31.		
32.		
33.		
34.		
35.		
36.		
37.		

Bar Codes:

12.	SIS Stockholder Information Supplement [Document Identifier 420]	
13.	Financial Guaranty Insurance Exhibit [Document Identifier 240]	
14.	Medicare Supplement Insurance Experience Exhibit [Document Identifier 360]	
15.	Supplement A to Schedule T [Document Identifier 455]	
16.	Trusteed Surplus Statement [Document Identifier 490]	
17.	Premiums Attributed to Protected Cells Exhibit [Document Identifier 385]	

ANNUAL STATEMENT FOR THE YEAR 2020 OF THE Bristol West Insurance Company

SUPPLEMENTAL EXHIBITS AND SCHEDULES INTERROGATORIES

18.	Reinsurance Summary Supplemental Filing [Document Identifier 401]	 <div>196582020401000000</div>
19.	Medicare Part D Coverage Supplement [Document Identifier 365]	 <div>196582020365000000</div>
22.	Exceptions to the Reinsurance Attestation Supplement [Document Identifier 400]	 <div>196582020400000000</div>
23.	Bail Bond Supplement [Document Identifier 500]	 <div>196582020500000000</div>
24.	Director and Officer Insurance Coverage Supplement [Document Identifier 505]	 <div>196582020505000000</div>
26.	Relief from the one-year cooling off period for independent CPA [Document Identifier 225]	 <div>196582020225000000</div>
27.	Relief from the Requirements for Audit Committees [Document Identifier 226]	 <div>196582020226000000</div>
28.	Reinsurance Counterparty Reporting Exception – Asbestos and Pollution Contracts [Document Identifier 555]	 <div>196582020555000000</div>
30.	Long-Term Care Experience Reporting Forms [Document Identifier 306]	 <div>196582020306000000</div>
31.	Accident and Health Policy Experience Exhibit [Document Identifier 210]	 <div>196582020210000000</div>
32.	Supplemental Health Care Exhibit (Parts 1, 2 and 3) [Document Identifier 216]	 <div>196582020216000000</div>
33.	Supplemental Health Care Exhibit's Expense Allocation Report [Document Identifier 217]	 <div>196582020217000000</div>
34.	Cybersecurity and Identity Theft Insurance Coverage Supplement [Document Identifier 550]	 <div>196582020550000000</div>
35.	Life, Health & Annuity Guaranty Association Model Act Assessment Base Reconciliation Exhibit [Document Identifier 290]	 <div>196582020290000000</div>
36.	Adjustments to the Life, Health & Annuity Guaranty Association Model Act Assessment Base Reconciliation Exhibit [Document Identifier 300]	 <div>196582020300000000</div>
37.	Private Flood Insurance Supplement [Document Identifier 560]	 <div>196582020560000000</div>

NONE