



PROPERTY AND CASUALTY COMPANIES - ASSOCIATION EDITION

ANNUAL STATEMENT
FOR THE YEAR ENDED DECEMBER 31, 2020
OF THE CONDITION AND AFFAIRS OF THE

Branch Insurance Exchange

NAIC Group Code00000000NAIC Company Code16825Employer's ID Number84-4471638

Organized under the Laws ofOhio, State of Domicile or Port of EntryOH
Country of DomicileUnited States of America

Incorporated/Organized07/23/2020Commenced Business07/23/2020

Statutory Home Office875 N High Street, Suite 300Columbus, OH, US 43215
(Street and Number)(City or Town, State, Country and Zip Code)

Main Administrative Office875 N High Street, Suite 300
(Street and Number)
Columbus, OH, US 43215833-427-2624
(City or Town, State, Country and Zip Code)(Area Code) (Telephone Number)

Mail Address875 N High Street, Suite 300Columbus, OH, US 43215
(Street and Number or P.O. Box)(City or Town, State, Country and Zip Code)

Primary Location of Books and Records875 N High Street, Suite 300
(Street and Number)
Columbus, OH, US 43215833-427-2624
(City or Town, State, Country and Zip Code)(Area Code) (Telephone Number)

Internet Website Addresshttps://ourbranch.com

Statutory Statement ContactBrady Ellis883-427-2624
(Name)(Area Code) (Telephone Number)
brady@ourbranch.com
(E-mail Address)(FAX Number)

OFFICERS

PresidentJoseph Emison #TreasurerStephen Lekas #

SecretaryJoseph Emison #

OTHER

DIRECTORS OR TRUSTEES

Ian Singhal #Vikas Singhal #John Peppard #

Joseph Emison #Stephen Lekas #

State ofOhioSS:

County ofFranklin

The officers of this reporting entity being duly sworn, each depose and say that they are the described officers of said reporting entity, and that on the reporting period stated above, all of the herein described assets were the absolute property of the said reporting entity, free and clear from any liens or claims thereon, except as herein stated, and that this statement, together with related exhibits, schedules and explanations therein contained, annexed or referred to, is a full and true statement of all the assets and liabilities and of the condition and affairs of the said reporting entity as of the reporting period stated above, and of its income and deductions therefrom for the period ended, and have been completed in accordance with the NAIC Annual Statement Instructions and Accounting Practices and Procedures manual except to the extent that: (1) state law may differ; or, (2) that state rules or regulations require differences in reporting not related to accounting practices and procedures, according to the best of their information, knowledge and belief, respectively. Furthermore, the scope of this attestation by the described officers also includes the related corresponding electronic filing with the NAIC, when required, that is an exact copy (except for formatting differences due to electronic filing) of the enclosed statement. The electronic filing may be requested by various regulators in lieu of or in addition to the enclosed statement.

Joseph EmisonPresidentJoseph EmisonSecretaryStephen LekasTreasurer

Subscribed and sworn to before me thisa. Is this an original filing?Yes [X] No []
day ofb. If no,
1. State the amendment number.....
2. Date filed
3. Number of pages attached.....



ANNUAL STATEMENT FOR THE YEAR 2020 OF THE Branch Insurance Exchange
EXHIBIT OF PREMIUMS AND LOSSES (Statutory Page 14)

NAIC Group Code 0000 BUSINESS IN THE STATE OF Arizona DURING THE YEAR 2020 NAIC Company Code 16825

Line of Business	Gross Premiums, Including Policy and Membership Fees, Less Return Premiums and Premiums on Policies not Taken		3	4	5	6	7	8	9	10	11	12
	1	2										
	Direct Premiums Written	Direct Premiums Earned	Dividends Paid or Credited to Policyholders on Direct Business	Direct Unearned Premium Reserves	Direct Losses Paid (deducting salvage)	Direct Losses Incurred	Direct Losses Unpaid	Direct Defense and Cost Containment Expense Paid	Direct Defense and Cost Containment Expense Incurred	Direct Defense and Cost Containment Expense Unpaid	Commissions and Brokerage Expenses	Taxes, Licenses and Fees
1. Fire												
2.1 Allied lines												
2.2 Multiple peril crop												
2.3 Federal flood												
2.4 Private crop												
2.5 Private flood												
3. Farmowners multiple peril												
4. Homeowners multiple peril												
5.1 Commercial multiple peril (non-liability portion)												
5.2 Commercial multiple peril (liability portion)												
6. Mortgage guaranty												
8. Ocean marine												
9. Inland marine												
10. Financial guaranty												
11. Medical professional liability												
12. Earthquake												
13. Group accident and health (b)												
14. Credit accident and health (group and individual)												
15.1 Collectively renewable accident and health (b)												
15.2 Non-cancelable accident and health(b)												
15.3 Guaranteed renewable accident and health(b)												
15.4 Non-renewable for stated reasons only (b)												
15.5 Other accident only												
15.6 Medicare Title XVIII exempt from state taxes or fees												
15.7 All other accident and health (b)												
15.8 Federal employees health benefits plan premium (b)												
16. Workers' compensation												
17.1 Other Liability - occurrence												
17.2 Other Liability - claims made												
17.3 Excess workers' compensation												
18. Products liability												
19.1 Private passenger auto no-fault (personal injury protection)												
19.2 Other private passenger auto liability												
19.3 Commercial auto no-fault (personal injury protection)												
19.4 Other commercial auto liability												
21.1 Private passenger auto physical damage												
21.2 Commercial auto physical damage												
22. Aircraft (all perils)												
23. Fidelity												
24. Surety												
26. Burglary and theft												
27. Boiler and machinery												
28. Credit												
29. International												
30. Warranty												
34. Aggregate write-ins for other lines of business												
35. TOTALS (a)												
DETAILS OF WRITE-INS												
3401.												
3402.												
3403.												
3498. Summary of remaining write-ins for Line 34 from overflow page												
3499. Totals (Lines 3401 thru 3403 plus 3498)(Line 34 above)												

(a) Finance and service charges not included in Lines 1 to 35 \$
(b) For health business on indicated lines report: Number of persons insured under PPO managed care products and number of persons insured under indemnity only products



ANNUAL STATEMENT FOR THE YEAR 2020 OF THE Branch Insurance Exchange
EXHIBIT OF PREMIUMS AND LOSSES (Statutory Page 14)

NAIC Group Code 0000 BUSINESS IN THE STATE OF Indiana DURING THE YEAR 2020 NAIC Company Code 16825

Line of Business	Gross Premiums, Including Policy and Membership Fees, Less Return Premiums and Premiums on Policies not Taken		3	4	5	6	7	8	9	10	11	12
	1	2										
	Direct Premiums Written	Direct Premiums Earned	Dividends Paid or Credited to Policyholders on Direct Business	Direct Unearned Premium Reserves	Direct Losses Paid (deducting salvage)	Direct Losses Incurred	Direct Losses Unpaid	Direct Defense and Cost Containment Expense Paid	Direct Defense and Cost Containment Expense Incurred	Direct Defense and Cost Containment Expense Unpaid	Commissions and Brokerage Expenses	Taxes, Licenses and Fees
1. Fire												
2.1 Allied lines												
2.2 Multiple peril crop												
2.3 Federal flood												
2.4 Private crop												
2.5 Private flood												
3. Farmowners multiple peril												
4. Homeowners multiple peril												1,104
5.1 Commercial multiple peril (non-liability portion)												
5.2 Commercial multiple peril (liability portion)												
6. Mortgage guaranty												
8. Ocean marine												
9. Inland marine												19
10. Financial guaranty												
11. Medical professional liability												
12. Earthquake												
13. Group accident and health (b)												
14. Credit accident and health (group and individual)												
15.1 Collectively renewable accident and health (b)												
15.2 Non-cancelable accident and health(b)												
15.3 Guaranteed renewable accident and health(b)												
15.4 Non-renewable for stated reasons only (b)												
15.5 Other accident only												
15.6 Medicare Title XVIII exempt from state taxes or fees												
15.7 All other accident and health (b)												
15.8 Federal employees health benefits plan premium (b)												
16. Workers' compensation												
17.1 Other Liability - occurrence												29
17.2 Other Liability - claims made												
17.3 Excess workers' compensation												
18. Products liability												
19.1 Private passenger auto no-fault (personal injury protection)												
19.2 Other private passenger auto liability												500
19.3 Commercial auto no-fault (personal injury protection)												
19.4 Other commercial auto liability												
21.1 Private passenger auto physical damage												389
21.2 Commercial auto physical damage												
22. Aircraft (all perils)												
23. Fidelity												
24. Surety												
26. Burglary and theft												
27. Boiler and machinery												
28. Credit												
29. International												
30. Warranty												
34. Aggregate write-ins for other lines of business												
35. TOTALS (a)												2,041
DETAILS OF WRITE-INS												
3401.												
3402.												
3403.												
3498. Summary of remaining write-ins for Line 34 from overflow page												
3499. Totals (Lines 3401 thru 3403 plus 3498)(Line 34 above)												

(a) Finance and service charges not included in Lines 1 to 35 \$
(b) For health business on indicated lines report: Number of persons insured under PPO managed care products and number of persons insured under indemnity only products



ANNUAL STATEMENT FOR THE YEAR 2020 OF THE Branch Insurance Exchange
EXHIBIT OF PREMIUMS AND LOSSES (Statutory Page 14)

NAIC Group Code 0000 BUSINESS IN THE STATE OF Maryland DURING THE YEAR 2020 NAIC Company Code 16825

Line of Business	Gross Premiums, Including Policy and Membership Fees, Less Return Premiums and Premiums on Policies not Taken		3 Dividends Paid or Credited to Policyholders on Direct Business	4 Direct Unearned Premium Reserves	5 Direct Losses Paid (deducting salvage)	6 Direct Losses Incurred	7 Direct Losses Unpaid	8 Direct Defense and Cost Containment Expense Paid	9 Direct Defense and Cost Containment Expense Incurred	10 Direct Defense and Cost Containment Expense Unpaid	11 Commissions and Brokerage Expenses	12 Taxes, Licenses and Fees
	1 Direct Premiums Written	2 Direct Premiums Earned										
1. Fire												
2.1 Allied lines												
2.2 Multiple peril crop												
2.3 Federal flood												
2.4 Private crop												
2.5 Private flood												
3. Farmowners multiple peril												
4. Homeowners multiple peril												
5.1 Commercial multiple peril (non-liability portion)												
5.2 Commercial multiple peril (liability portion)												
6. Mortgage guaranty												
8. Ocean marine												
9. Inland marine												
10. Financial guaranty												
11. Medical professional liability												
12. Earthquake												
13. Group accident and health (b)												
14. Credit accident and health (group and individual)												
15.1 Collectively renewable accident and health (b)												
15.2 Non-cancelable accident and health(b)												
15.3 Guaranteed renewable accident and health(b)												
15.4 Non-renewable for stated reasons only (b)												
15.5 Other accident only												
15.6 Medicare Title XVIII exempt from state taxes or fees												
15.7 All other accident and health (b)												
15.8 Federal employees health benefits plan premium (b)												
16. Workers' compensation												
17.1 Other Liability - occurrence												
17.2 Other Liability - claims made												
17.3 Excess workers' compensation												
18. Products liability												
19.1 Private passenger auto no-fault (personal injury protection)												
19.2 Other private passenger auto liability												
19.3 Commercial auto no-fault (personal injury protection)												
19.4 Other commercial auto liability												
21.1 Private passenger auto physical damage												
21.2 Commercial auto physical damage												
22. Aircraft (all perils)												
23. Fidelity												
24. Surety												
26. Burglary and theft												
27. Boiler and machinery												
28. Credit												
29. International												
30. Warranty												
34. Aggregate write-ins for other lines of business												
35. TOTALS (a)												
DETAILS OF WRITE-INS												
3401.												
3402.												
3403.												
3498. Summary of remaining write-ins for Line 34 from overflow page												
3499. Totals (Lines 3401 thru 3403 plus 3498)(Line 34 above)												

(a) Finance and service charges not included in Lines 1 to 35 \$
(b) For health business on indicated lines report: Number of persons insured under PPO managed care products and number of persons insured under indemnity only products



ANNUAL STATEMENT FOR THE YEAR 2020 OF THE Branch Insurance Exchange
EXHIBIT OF PREMIUMS AND LOSSES (Statutory Page 14)

NAIC Group Code 0000 BUSINESS IN THE STATE OF Ohio DURING THE YEAR 2020 NAIC Company Code 16825

Line of Business	Gross Premiums, Including Policy and Membership Fees, Less Return Premiums and Premiums on Policies not Taken		3	4	5	6	7	8	9	10	11	12
	1	2										
	Direct Premiums Written	Direct Premiums Earned	Dividends Paid or Credited to Policyholders on Direct Business	Direct Unearned Premium Reserves	Direct Losses Paid (deducting salvage)	Direct Losses Incurred	Direct Losses Unpaid	Direct Defense and Cost Containment Expense Paid	Direct Defense and Cost Containment Expense Incurred	Direct Defense and Cost Containment Expense Unpaid	Commissions and Brokerage Expenses	Taxes, Licenses and Fees
1. Fire												
2.1 Allied lines												
2.2 Multiple peril crop												
2.3 Federal flood												
2.4 Private crop												
2.5 Private flood												
3. Farmowners multiple peril												
4. Homeowners multiple peril	211,897	37,071		174,826		15,100	15,100		386	386	381,013	3,276
5.1 Commercial multiple peril (non-liability portion)												
5.2 Commercial multiple peril (liability portion)												
6. Mortgage guaranty												
8. Ocean marine												
9. Inland marine	3,760	754		3,006							6,762	58
10. Financial guaranty												
11. Medical professional liability												
12. Earthquake												
13. Group accident and health (b)												
14. Credit accident and health (group and individual)												
15.1 Collectively renewable accident and health (b)												
15.2 Non-cancelable accident and health(b)												
15.3 Guaranteed renewable accident and health(b)												
15.4 Non-renewable for stated reasons only (b)												
15.5 Other accident only												
15.6 Medicare Title XVIII exempt from state taxes or fees												
15.7 All other accident and health (b)												
15.8 Federal employees health benefits plan premium (b)												
16. Workers' compensation												
17.1 Other Liability - occurrence	5,664	1,047		4,617		650	650		13	13	10,184	88
17.2 Other Liability - claims made												
17.3 Excess workers' compensation												
18. Products liability												
19.1 Private passenger auto no-fault (personal injury protection)												
19.2 Other private passenger auto liability	119,994	40,773		79,221		16,150	16,150		791	791	215,762	1,855
19.3 Commercial auto no-fault (personal injury protection)												
19.4 Other commercial auto liability												
21.1 Private passenger auto physical damage	92,512	30,967		61,546	22,125	26,341	4,216		33	33	166,347	1,430
21.2 Commercial auto physical damage												
22. Aircraft (all perils)												
23. Fidelity												
24. Surety												
26. Burglary and theft												
27. Boiler and machinery												
28. Credit												
29. International												
30. Warranty												
34. Aggregate write-ins for other lines of business												
35. TOTALS (a)	433,828	110,611		323,216	22,125	58,241	36,116		1,223	1,223	780,068	6,707
DETAILS OF WRITE-INS												
3401.												
3402.												
3403.												
3498. Summary of remaining write-ins for Line 34 from overflow page												
3499. Totals (Lines 3401 thru 3403 plus 3498)(Line 34 above)												

(a) Finance and service charges not included in Lines 1 to 35 \$6,270
(b) For health business on indicated lines report: Number of persons insured under PPO managed care products and number of persons insured under indemnity only products



ANNUAL STATEMENT FOR THE YEAR 2020 OF THE Branch Insurance Exchange
EXHIBIT OF PREMIUMS AND LOSSES (Statutory Page 14)

NAIC Group Code 0000 BUSINESS IN THE STATE OF Grand Total DURING THE YEAR 2020 NAIC Company Code 16825

Line of Business	Gross Premiums, Including Policy and Membership Fees, Less Return Premiums and Premiums on Policies not Taken		3 Dividends Paid or Credited to Policyholders on Direct Business	4 Direct Unearned Premium Reserves	5 Direct Losses Paid (deducting salvage)	6 Direct Losses Incurred	7 Direct Losses Unpaid	8 Direct Defense and Cost Containment Expense Paid	9 Direct Defense and Cost Containment Expense Incurred	10 Direct Defense and Cost Containment Expense Unpaid	11 Commissions and Brokerage Expenses	12 Taxes, Licenses and Fees
	1 Direct Premiums Written	2 Direct Premiums Earned										
1. Fire												
2.1 Allied lines												
2.2 Multiple peril crop												
2.3 Federal flood												
2.4 Private crop												
2.5 Private flood												
3. Farmowners multiple peril												
4. Homeowners multiple peril	211,897	37,071		174,826		15,100	15,100		386	386	381,013	4,380
5.1 Commercial multiple peril (non-liability portion)												
5.2 Commercial multiple peril (liability portion)												
6. Mortgage guaranty												
8. Ocean marine												
9. Inland marine	3,760	754		3,006							6,762	77
10. Financial guaranty												
11. Medical professional liability												
12. Earthquake												
13. Group accident and health (b)												
14. Credit accident and health (group and individual)												
15.1 Collectively renewable accident and health (b)												
15.2 Non-cancelable accident and health(b)												
15.3 Guaranteed renewable accident and health(b)												
15.4 Non-renewable for stated reasons only (b)												
15.5 Other accident only												
15.6 Medicare Title XVIII exempt from state taxes or fees												
15.7 All other accident and health (b)												
15.8 Federal employees health benefits plan premium (b)												
16. Workers' compensation												
17.1 Other Liability - occurrence	5,664	1,047		4,617		650	650		13	13	10,184	117
17.2 Other Liability - claims made												
17.3 Excess workers' compensation												
18. Products liability												
19.1 Private passenger auto no-fault (personal injury protection)												
19.2 Other private passenger auto liability	119,994	40,773		79,221		16,150	16,150		791	791	215,762	2,355
19.3 Commercial auto no-fault (personal injury protection)												
19.4 Other commercial auto liability												
21.1 Private passenger auto physical damage	92,512	30,967		61,546	22,125	26,341	4,216		33	33	166,347	1,819
21.2 Commercial auto physical damage												
22. Aircraft (all perils)												
23. Fidelity												
24. Surety												
26. Burglary and theft												
27. Boiler and machinery												
28. Credit												
29. International												
30. Warranty												
34. Aggregate write-ins for other lines of business												
35. TOTALS (a)	433,828	110,611		323,216	22,125	58,241	36,116		1,223	1,223	780,068	8,748
DETAILS OF WRITE-INS												
3401.												
3402.												
3403.												
3498. Summary of remaining write-ins for Line 34 from overflow page												
3499. Totals (Lines 3401 thru 3403 plus 3498)(Line 34 above)												

(a) Finance and service charges not included in Lines 1 to 35 \$6,270
(b) For health business on indicated lines report: Number of persons insured under PPO managed care products and number of persons insured under indemnity only products

Schedule F - Part 1 - Assumed Reinsurance

N O N E

Schedule F - Part 2 - Premium Portfolio Reinsurance Effected or (Canceled)

N O N E

ANNUAL STATEMENT FOR THE YEAR 2020 OF THE Branch Insurance Exchange

SCHEDULE F - PART 3

Ceded Reinsurance as of December 31, Current Year (\$000 Omitted)

1 ID Number	2 NAIC Com- pany Code	3 Name of Reinsurer	4 Domiciliary Jurisdiction	5 Special Code	6 Reinsurance Premiums Ceded	Reinsurance Recoverable On									16 Amount in Dispute included in Column 15	Reinsurance Payable		19 Net Amount Recoverable From Reinsurers Cols. 15 - [17 + 18]	20 Funds Held by Company Under Reinsurance Treaties
						7 Paid Losses	8 Paid LAE	9 Known Case Loss Reserves	10 Known Case LAE Reserves	11 IBNR Loss Reserves	12 IBNR LAE Reserves	13 Unearned Premiums	14 Contingent Commis- sions	15 Columns 7 through 14 Totals		17 Ceded Balances Payable	18 Other Amounts Due to Reinsurers		
0499999. Total Authorized - Affiliates - U.S. Non-Pool																			
0799999. Total Authorized - Affiliates - Other (Non-U.S.)																			
0899999. Total Authorized - Affiliates																			
75-1444207	30058	SCOR REINS CO	NY		347	18	6	4		24	5	259		316		264		53	
0999999. Total Authorized - Other U.S. Unaffiliated Insurers						347	18	6	4		24	5	259		316		264	53	
1499999. Total Authorized Excluding Protected Cells (Sum of 0899999, 0999999, 1099999, 1199999 and 1299999)						347	18	6	4		24	5	259		316		264	53	
1899999. Total Unauthorized - Affiliates - U.S. Non-Pool																			
2199999. Total Unauthorized - Affiliates - Other (Non-U.S.)																			
2299999. Total Unauthorized - Affiliates																			
2899999. Total Unauthorized Excluding Protected Cells (Sum of 2299999, 2399999, 2499999, 2599999 and 2699999)																			
3299999. Total Certified - Affiliates - U.S. Non-Pool																			
3599999. Total Certified - Affiliates - Other (Non-U.S.)																			
3699999. Total Certified - Affiliates																			
4299999. Total Certified Excluding Protected Cells (Sum of 3699999, 3799999, 3899999, 3999999 and 4099999)																			
4699999. Total Reciprocal Jurisdiction - Affiliates - U.S. Non-Pool																			
4999999. Total Reciprocal Jurisdiction - Affiliates - Other (Non-U.S.)																			
5099999. Total Reciprocal Jurisdiction - Affiliates																			
5699999. Total Reciprocal Jurisdiction Excluding Protected Cells (Sum of 5099999, 5199999, 5299999, 5399999 and 5499999)																			
5799999. Total Authorized, Unauthorized, Reciprocal Jurisdiction and Certified Excluding Protected Cells (Sum of 1499999, 2899999, 4299999 and 5699999)						347	18	6	4		24	5	259		316		264	53	
5899999. Total Protected Cells (Sum of 1399999, 2799999, 4199999 and 5599999)																			
9999999 Totals						347	18	6	4		24	5	259		316		264	53	

ANNUAL STATEMENT FOR THE YEAR 2020 OF THE Branch Insurance Exchange

SCHEDULE F - PART 3 (Continued)

Ceded Reinsurance as of December 31, Current Year (\$000 Omitted)
(Credit Risk)

ID Number From Col. 1	Name of Reinsurer From Col. 3	Collateral				25	26	27	Ceded Reinsurance Credit Risk								
		21	22	23	24				28	29	30	31	32	33	34	35	36
		Multiple Beneficiary Trusts	Letters of Credit	Issuing or Confirming Bank Reference Number	Single Beneficiary Trusts & Other Allowable Collateral	Total Funds Held, Payables & Collateral	Net Recoverable Net of Funds Held & Collateral	Applicable Sch. F Penalty (Col. 78)	Total Amount Recoverable from Reinsurers Less Penalty (Cols. 15-27)	Stressed Recoverable (Col. 28 * 120%)	Reinsurance Payable & Funds Held (Cols. 17+18+20; but not in excess of Col. 29)	Stressed Net Recoverable (Cols. 29-30)	Total Collateral (Cols. 21+22 + 24, not in Excess of Col. 31)	Stressed Net Recoverable Net of Collateral Offsets (Cols. 31-32)	Reinsurer Designation Equivalent	Credit Risk on Collateralized Recoverables (Col. 32 * Factor Applicable to Reinsurer Designation Equivalent in Col. 34)	Credit Risk on Un- collateralized Recoverables (Col. 33 * Factor Applicable to Reinsurer Designation Equivalent in Col. 34)
0499999. Total Authorized - Affiliates - U.S. Non-Pool				XXX					XXX	XXX	XXX	XXX	XXX	XXX	XXX	XXX	XXX
0799999. Total Authorized - Affiliates - Other (Non-U.S.)				XXX											XXX		
0899999. Total Authorized - Affiliates				XXX											XXX		
75-1444207. SCOR REINS CO				0000		264	53		316	380	264	116		116	2		5
0999999. Total Authorized - Other U.S. Unaffiliated Insurers				XXX		264	53		316	380	264	116		116	XXX		5
1499999. Total Authorized Excluding Protected Cells (Sum of 0899999, 0999999, 1099999, 1199999 and 1299999)				XXX		264	53		316	380	264	116		116	XXX		5
1899999. Total Unauthorized - Affiliates - U.S. Non-Pool				XXX					XXX	XXX	XXX	XXX	XXX	XXX	XXX	XXX	XXX
2199999. Total Unauthorized - Affiliates - Other (Non-U.S.)				XXX											XXX		
2299999. Total Unauthorized - Affiliates				XXX											XXX		
2899999. Total Unauthorized Excluding Protected Cells (Sum of 2299999, 2399999, 2499999, 2599999 and 2699999)				XXX											XXX		
3299999. Total Certified - Affiliates - U.S. Non-Pool				XXX					XXX	XXX	XXX	XXX	XXX	XXX	XXX	XXX	XXX
3599999. Total Certified - Affiliates - Other (Non-U.S.)				XXX											XXX		
3699999. Total Certified - Affiliates				XXX											XXX		
4299999. Total Certified Excluding Protected Cells (Sum of 3699999, 3799999, 3899999, 3999999 and 4099999)				XXX											XXX		
4699999. Total Reciprocal Jurisdiction - Affiliates - U.S. Non-Pool				XXX					XXX	XXX	XXX	XXX	XXX	XXX	XXX	XXX	XXX
4999999. Total Reciprocal Jurisdiction - Affiliates - Other (Non- U.S.)				XXX											XXX		
5099999. Total Reciprocal Jurisdiction - Affiliates				XXX											XXX		
5699999. Total Reciprocal Jurisdiction Excluding Protected Cells (Sum of 5099999, 5199999, 5299999, 5399999 and 5499999)				XXX											XXX		
5799999. Total Authorized, Unauthorized, Reciprocal Jurisdiction and Certified Excluding Protected Cells (Sum of 1499999, 2899999, 4299999 and 5699999)				XXX		264	53		316	380	264	116		116	XXX		5
5899999. Total Protected Cells (Sum of 1399999, 2799999, 4199999 and 5599999)				XXX					XXX	XXX	XXX	XXX	XXX	XXX	XXX	XXX	XXX
9999999 Totals				XXX		264	53		316	380	264	116		116	XXX		5

ANNUAL STATEMENT FOR THE YEAR 2020 OF THE Branch Insurance Exchange

SCHEDULE F - PART 3 (Continued)

Ceded Reinsurance as of December 31, Current Year (\$000 Omitted)
(Aging of Ceded Reinsurance)

ID Number From Col. 1	Name of Reinsurer From Col. 3	Reinsurance Recoverable on Paid Losses and Paid Loss Adjustment Expenses						44 Total Recoverable on Paid Losses & LAE Amounts in Dispute Included in Col. 43	45 Recoverable on Paid Losses & LAE Over 90 Days Past Due Amounts Included in Cols. 40 & 41	46 Total Recoverable on Paid Losses & LAE Amounts Not in Dispute (Cols 43-44)	47 Recoverable on Paid Losses & LAE Over 90 Days Past Due Amounts Not in Dispute (Cols. 40 + 41 - 45)	48 Amounts Received Prior 90 Days	49 Percentage Overdue Col. 42/Col. 43	50 Percentage of Amounts More Than 90 Days Overdue Not in Dispute (Col. 47/(Cols. 46+48))	51 Percentage More Than 120 Days Overdue (Col. 41/ Col. 43)	52 Is the Amount in Col. 50 Less Than 20%? (Yes or No)	53 Amounts in Col. 47 for Reinsurers with Values Less Than 20% in Col. 50	
		37	Overdue				43											
			38	39	40	41												42
		Current	1 - 29 Days	30 - 90 Days	91 - 120 Days	Over 120 Days	Total Overdue Cols. 38+39 +40+41	Total Due Cols. 37+42 (In total should equal Cols. 7+8)										
0499999. Total Authorized - Affiliates - U.S. Non-Pool																	XXX	
0799999. Total Authorized - Affiliates - Other (Non-U.S.)																	XXX	
0899999. Total Authorized - Affiliates																	XXX	
75-1444207 ...	SCOR REINS CO	24						24		24							YES	
0999999. Total Authorized - Other U.S. Unaffiliated Insurers		24						24		24							XXX	
1499999. Total Authorized Excluding Protected Cells (Sum of 0899999, 0999999, 1099999, 1199999 and 1299999)		24						24		24							XXX	
1899999. Total Unauthorized - Affiliates - U.S. Non-Pool																	XXX	
2199999. Total Unauthorized - Affiliates - Other (Non-U.S.)																	XXX	
2299999. Total Unauthorized - Affiliates																	XXX	
2899999. Total Unauthorized Excluding Protected Cells (Sum of 2299999, 2399999, 2499999, 2599999 and 2699999)																	XXX	
3299999. Total Certified - Affiliates - U.S. Non-Pool																	XXX	
3599999. Total Certified - Affiliates - Other (Non-U.S.)																	XXX	
3699999. Total Certified - Affiliates																	XXX	
4299999. Total Certified Excluding Protected Cells (Sum of 3699999, 3799999, 3899999, 3999999 and 4099999)																	XXX	
4699999. Total Reciprocal Jurisdiction - Affiliates - U.S. Non-Pool																	XXX	
4999999. Total Reciprocal Jurisdiction - Affiliates - Other (Non-U.S.)																	XXX	
5099999. Total Reciprocal Jurisdiction - Affiliates																	XXX	
5699999. Total Reciprocal Jurisdiction Excluding Protected Cells (Sum of 5099999, 5199999, 5299999, 5399999 and 5499999)																	XXX	
5799999. Total Authorized, Unauthorized, Reciprocal Jurisdiction and Certified Excluding Protected Cells (Sum of 1499999, 2899999, 4299999 and 5699999)		24						24		24							XXX	
5899999. Total Protected Cells (Sum of 1399999, 2799999, 4199999 and 5599999)																	XXX	
9999999 Totals		24						24		24							XXX	

ANNUAL STATEMENT FOR THE YEAR 2020 OF THE Branch Insurance Exchange

SCHEDULE F - PART 3 (Continued)

Ceded Reinsurance as of December 31, Current Year (\$000 Omitted)
(Provision for Reinsurance for Certified Reinsurers)

ID Number From Col. 1	Name of Reinsurer From Col. 3	Provision for Certified Reinsurance														Complete if Col. 52 = "No"; Otherwise Enter 0			69 Provision for Overdue Reinsurance Ceded to Certified Reinsurers (Greater of [Col. 62 + Col. 65] or Col.68; not to Exceed Col. 63)
		54	55	56	57	58	59	60 Percent of Collateral Provided for Net Recoverables Subject to Collateral Requirements ([Col. 20 + Col. 21 + Col. 22 + Col. 24] / Col. 58)	61 Percent Credit Allowed on Net Recoverables Subject to Collateral Requirements (Col. 60 / Col. 56, not to exceed 100%)	62 20% of Recoverable on Paid Losses & LAE Over 90 Days Past Due Amounts in Dispute (Col. 45 * 20%)	63 Amount of Credit Allowed for Net Recoverables (Col. 57 + [Col. 58 * Col. 61])	64 Provision for Reinsurance with Certified Reinsurers Due to Collateral Deficiency (Col. 19 - Col. 63)	65 20% of Recoverable on Paid Losses & LAE Over 90 Days Past Due Amounts Not in Dispute (Col. 47 * 20%)	66 Total Collateral Provided (Col. 20 + Col. 21 + Col. 22 + Col. 24, not to Exceed Col. 63)	67 Net Unsecured Recoverable for Which Credit is Allowed (Col. 63 - Col. 66)	68 20% of Amount in Col. 67			
		Certified Reinsurer Rating (1 through 6)	Effective Date of Certified Reinsurer Rating	Percent Collateral Required for Full Credit (0% through 100%)	Catastrophe Recoverables Qualifying for Collateral Deferral	Net Recoverables Subject to Collateral Requirements for Full Credit (Col. 19 - Col. 57)	Dollar Amount of Collateral Required (Col. 56 * Col. 58)												
0499999. Total Authorized - Affiliates - U.S. Non-Pool			XXX	XXX	XXX	XXX	XXX	XXX	XXX	XXX	XXX	XXX	XXX	XXX	XXX	XXX	XXX		
0799999. Total Authorized - Affiliates - Other (Non-U.S.)			XXX	XXX	XXX	XXX	XXX	XXX	XXX	XXX	XXX	XXX	XXX	XXX	XXX	XXX	XXX		
0899999. Total Authorized - Affiliates			XXX	XXX	XXX	XXX	XXX	XXX	XXX	XXX	XXX	XXX	XXX	XXX	XXX	XXX	XXX		
75-1444207	SCOR REINS CO	XXX	XXX	XXX	XXX	XXX	XXX	XXX	XXX	XXX	XXX	XXX	XXX	XXX	XXX	XXX	XXX		
0999999. Total Authorized - Other U.S. Unaffiliated Insurers			XXX	XXX	XXX	XXX	XXX	XXX	XXX	XXX	XXX	XXX	XXX	XXX	XXX	XXX	XXX		
1499999. Total Authorized Excluding Protected Cells (Sum of 0899999, 0999999, 1099999, 1199999 and 1299999)			XXX	XXX	XXX	XXX	XXX	XXX	XXX	XXX	XXX	XXX	XXX	XXX	XXX	XXX	XXX		
1899999. Total Unauthorized - Affiliates - U.S. Non-Pool			XXX	XXX	XXX	XXX	XXX	XXX	XXX	XXX	XXX	XXX	XXX	XXX	XXX	XXX	XXX		
2199999. Total Unauthorized - Affiliates - Other (Non-U.S.)			XXX	XXX	XXX	XXX	XXX	XXX	XXX	XXX	XXX	XXX	XXX	XXX	XXX	XXX	XXX		
2299999. Total Unauthorized - Affiliates			XXX	XXX	XXX	XXX	XXX	XXX	XXX	XXX	XXX	XXX	XXX	XXX	XXX	XXX	XXX		
2899999. Total Unauthorized Excluding Protected Cells (Sum of 2299999, 2399999, 2499999, 2599999 and 2699999)			XXX	XXX	XXX	XXX	XXX	XXX	XXX	XXX	XXX	XXX	XXX	XXX	XXX	XXX	XXX		
3299999. Total Certified - Affiliates - U.S. Non-Pool			XXX				XXX	XXX											
3599999. Total Certified - Affiliates - Other (Non-U.S.)			XXX				XXX	XXX											
3699999. Total Certified - Affiliates			XXX				XXX	XXX											
4299999. Total Certified Excluding Protected Cells (Sum of 3699999, 3799999, 3899999, 3999999 and 4099999)			XXX				XXX	XXX											
4699999. Total Reciprocal Jurisdiction - Affiliates - U.S. Non-Pool			XXX	XXX	XXX	XXX	XXX	XXX	XXX	XXX	XXX	XXX	XXX	XXX	XXX	XXX	XXX		
4999999. Total Reciprocal Jurisdiction - Affiliates - Other (Non-U.S.)			XXX	XXX	XXX	XXX	XXX	XXX	XXX	XXX	XXX	XXX	XXX	XXX	XXX	XXX	XXX		
5099999. Total Reciprocal Jurisdiction - Affiliates			XXX	XXX	XXX	XXX	XXX	XXX	XXX	XXX	XXX	XXX	XXX	XXX	XXX	XXX	XXX		
5699999. Total Reciprocal Jurisdiction Excluding Protected Cells (Sum of 5099999, 5199999, 5299999, 5399999 and 5499999)			XXX	XXX	XXX	XXX	XXX	XXX	XXX	XXX	XXX	XXX	XXX	XXX	XXX	XXX	XXX		
5799999. Total Authorized, Unauthorized, Reciprocal Jurisdiction and Certified Excluding Protected Cells (Sum of 1499999, 2899999, 4299999 and 5699999)			XXX				XXX	XXX											
5899999. Total Protected Cells (Sum of 1399999, 2799999, 4199999 and 5599999)			XXX				XXX	XXX											
9999999 Totals			XXX				XXX	XXX											

Ceded Reinsurance as of December 31, Current Year (\$000 Omitted)
(Total Provision for Reinsurance)

26

ANNUAL STATEMENT FOR THE YEAR 2020 OF THE Branch Insurance Exchange

SCHEDULE F - PART 4

Issuing or Confirming Banks for Letters of Credit from Schedule F, Part 3 (\$000 Omitted)

1 Issuing or Confirming Bank Reference Number Used in Col. 23 of Sch F Part 3	2 Letters of Credit Code	3 American Bankers Association (ABA) Routing Number	4 Issuing or Confirming Bank Name	5 Letters of Credit Amount
			NONE	
Total				

ANNUAL STATEMENT FOR THE YEAR 2020 OF THE Branch Insurance Exchange

SCHEDULE F - PART 5

Interrogatories for Schedule F, Part 3 (000 Omitted)

A. Report the five largest provisional commission rates included in the cedant's reinsurance treaties. The commission rate to be reported is by contract with ceded premium in excess of \$50,000:

	1	2	3
	Name of Reinsurer	Commission Rate	Ceded Premium
1.	SCOR REINS CO	24.000	347
2.		
3.		
4.		
5.		

B. Report the five largest reinsurance recoverables reported in Schedule F, Part 3, Column 15, due from any one reinsurer (based on the total recoverables, Schedule F, Part 3,Line 9999999, Column 15), the amount of ceded premium, and indicate whether the recoverables are due from an affiliated insurer.

	1	2	3	4
	Name of Reinsurer	Total Recoverables	Ceded Premiums	Affiliated
6.	SCOR REINS CO	316	347	Yes [] No [X]
7.			Yes [] No [X]
8.			Yes [] No [X]
9.			Yes [] No [X]
10.			Yes [] No [X]

NOTE: Disclosure of the five largest provisional commission rates should exclude mandatory pools and joint underwriting associations.

SCHEDULE F - PART 6

Restatement of Balance Sheet to Identify Net Credit for Reinsurance

	1 As Reported (Net of Ceded)	2 Restatement Adjustments	3 Restated (Gross of Ceded)
ASSETS (Page 2, Col. 3)			
1. Cash and invested assets (Line 12)	10,520,857		10,520,857
2. Premiums and considerations (Line 15)	197,652		197,652
3. Reinsurance recoverable on loss and loss adjustment expense payments (Line 16.1)	23,763	(23,763)	
4. Funds held by or deposited with reinsured companies (Line 16.2)			
5. Other assets	46,523		46,523
6. Net amount recoverable from reinsurers		52,505	52,505
7. Protected cell assets (Line 27)			
8. Totals (Line 28)	10,788,795	28,742	10,817,537
LIABILITIES (Page 3)			
9. Losses and loss adjustment expenses (Lines 1 through 3)	8,618	33,936	42,554
10. Taxes, expenses, and other obligations (Lines 4 through 8)			
11. Unearned premiums (Line 9)	64,643	258,573	323,216
12. Advance premiums (Line 10)			
13. Dividends declared and unpaid (Line 11.1 and 11.2)			
14. Ceded reinsurance premiums payable (net of ceding commissions (Line 12)	263,767	(263,767)	
15. Funds held by company under reinsurance treaties (Line 13)			
16. Amounts withheld or retained by company for account of others (Line 14)			
17. Provision for reinsurance (Line 16)			
18. Other liabilities	602,237		602,237
19. Total liabilities excluding protected cell business (Line 26)	939,265	28,742	968,007
20. Protected cell liabilities (Line 27)			
21. Surplus as regards policyholders (Line 37)	9,849,530	XXX	9,849,530
22. Totals (Line 38)	10,788,795	28,742	10,817,537

NOTE: Is the restatement of this exhibit the result of grossing up balances ceded to affiliates under 100 percent reinsurance or pooling arrangements? Yes [] No [X]

If yes, give full explanation:

Schedule H - Part 1 - Analysis of Underwriting Operations

N O N E

Schedule H - Part 2 - Reserves and Liabilities

N O N E

Schedule H - Part 3 - Test of Prior Year's Claim Reserves and Liabilities

N O N E

Schedule H - Part 4 - Reinsurance

N O N E

Schedule H - Part 5 - Health Claims

N O N E

ANNUAL STATEMENT FOR THE YEAR 2020 OF THE Branch Insurance Exchange

SCHEDULE P - PART 1A - HOMEOWNERS/FARMOWNERS

(\$000 OMITTED)

Years in Which Premiums Were Earned and Losses Were Incurred	Premiums Earned			Loss and Loss Expense Payments								12
	1 Direct and Assumed	2 Ceded	3 Net (1 - 2)	Loss Payments		Defense and Cost Containment Payments		Adjusting and Other Payments		10 Salvage and Subrogation Received	11 Total Net Paid Cols (4 - 5 + 6 - 7 + 8 - 9)	Number of Claims Reported Direct and Assumed
				4	5	6	7	8	9			
				Direct and Assumed	Ceded	Direct and Assumed	Ceded	Direct and Assumed	Ceded			
1. Prior.....	XXX	XXX	XXX									XXX
2. 2011.....												
3. 2012.....												
4. 2013.....												
5. 2014.....												
6. 2015.....												
7. 2016.....												
8. 2017.....												
9. 2018.....												
10. 2019.....												
11. 2020.....	37	30	7					19	3		16	1
12. Totals	XXX	XXX	XXX					19	3		16	XXX

	Losses Unpaid				Defense and Cost Containment Unpaid				Adjusting and Other Unpaid		23	24	25
	Case Basis		Bulk + IBNR		Case Basis		Bulk + IBNR						
	13	14	15	16	17	18	19	20	21	22			
	Direct and Assumed	Ceded	Direct and Assumed	Ceded	Direct and Assumed	Ceded	Direct and Assumed	Ceded	Direct and Assumed	Ceded			
1. Prior.....													
2. 2011.....													
3. 2012.....													
4. 2013.....													
5. 2014.....													
6. 2015.....													
7. 2016.....													
8. 2017.....													
9. 2018.....													
10. 2019.....													
11. 2020.....			15	12					2	2		4	
12. Totals			15	12					2	2		4	

	Total Losses and Loss Expenses Incurred			Loss and Loss Expense Percentage (Incurred /Premiums Earned)			Nontabular Discount		34 Inter-Company Pooling Participation Percentage	Net Balance Sheet Reserves After Discount	
	26	27	28	29	30	31	32	33		35	36
	Direct and Assumed	Ceded	Net	Direct and Assumed	Ceded	Net	Loss	Loss Expense		Losses Unpaid	Loss Expenses Unpaid
1. Prior.....	XXX	XXX	XXX	XXX	XXX	XXX			XXX		
2. 2011.....											
3. 2012.....											
4. 2013.....											
5. 2014.....											
6. 2015.....											
7. 2016.....											
8. 2017.....											
9. 2018.....											
10. 2019.....											
11. 2020.....	36	17	20	98.2	56.1	266.4				3	1
12. Totals	XXX	XXX	XXX	XXX	XXX	XXX			XXX	3	1

ANNUAL STATEMENT FOR THE YEAR 2020 OF THE Branch Insurance Exchange

SCHEDULE P - PART 1B - PRIVATE PASSENGER AUTO LIABILITY/MEDICAL

(\$000 OMITTED)

Years in Which Premiums Were Earned and Losses Were Incurred	Premiums Earned			Loss and Loss Expense Payments								12
	1 Direct and Assumed	2 Ceded	3 Net (1 - 2)	Loss Payments		Defense and Cost Containment Payments		Adjusting and Other Payments		10 Salvage and Subrogation Received	11 Total Net Paid Cols (4 - 5 + 6 - 7 + 8 - 9)	Number of Claims Reported Direct and Assumed
				4	5	6	7	8	9			
				Direct and Assumed	Ceded	Direct and Assumed	Ceded	Direct and Assumed	Ceded			
1. Prior.....	XXX	XXX	XXX									XXX
2. 2011.....												
3. 2012.....												
4. 2013.....												
5. 2014.....												
6. 2015.....												
7. 2016.....												
8. 2017.....												
9. 2018.....												
10. 2019.....												
11. 2020.....	41	33	8					20	3		18	3
12. Totals	XXX	XXX	XXX					20	3		18	XXX

	Losses Unpaid				Defense and Cost Containment Unpaid				Adjusting and Other Unpaid		23	24	25
	Case Basis		Bulk + IBNR		Case Basis		Bulk + IBNR		Adjusting and Other Unpaid		Salvage and Subrogation Anticipated	Total Net Losses and Expenses Unpaid	Number of Claims Outstanding Direct and Assumed
	13	14	15	16	17	18	19	20	21	22			
	Direct and Assumed		Direct and Assumed		Direct and Assumed		Direct and Assumed		Direct and Assumed				
1. Prior.....													
2. 2011.....													
3. 2012.....													
4. 2013.....													
5. 2014.....													
6. 2015.....													
7. 2016.....													
8. 2017.....													
9. 2018.....													
10. 2019.....													
11. 2020.....	3	2	14	11			1	1	2	2		4	3
12. Totals	3	2	14	11			1	1	2	2		4	3

	Total Losses and Loss Expenses Incurred			Loss and Loss Expense Percentage (Incurred /Premiums Earned)			Nontabular Discount		34 Inter-Company Pooling Participation Percentage	Net Balance Sheet Reserves After Discount	
	26	27	28	29	30	31	32	33		35	36
	Direct and Assumed	Ceded	Net	Direct and Assumed	Ceded	Net	Loss	Loss Expense		Losses Unpaid	Loss Expenses Unpaid
1. Prior.....	XXX	XXX	XXX	XXX	XXX	XXX			XXX		
2. 2011.....											
3. 2012.....											
4. 2013.....											
5. 2014.....											
6. 2015.....											
7. 2016.....											
8. 2017.....											
9. 2018.....											
10. 2019.....											
11. 2020.....	40	18	22	97.6	55.1	267.6				3	1
12. Totals	XXX	XXX	XXX	XXX	XXX	XXX			XXX	3	1

Schedule P - Part 1C - Commercial Auto/Truck Liability/Medical

N O N E

Schedule P - Part 1D - Workers' Compensation (Excluding Excess Workers' Compensation)

N O N E

Schedule P - Part 1E - Commercial Multiple Peril

N O N E

Schedule P - Part 1F - Section 1 - Medical Professional Liability - Occurrence

N O N E

Schedule P - Part 1F - Section 2 - Medical Professional Liability - Claims-Made

N O N E

Schedule P - Part 1G - Special Liability (Ocean Marine, Aircraft (all perils), Boiler and Machinery)

N O N E

ANNUAL STATEMENT FOR THE YEAR 2020 OF THE Branch Insurance Exchange

SCHEDULE P - PART 1H - SECTION 1 - OTHER LIABILITY - OCCURRENCE

(\$000 OMITTED)

Years in Which Premiums Were Earned and Losses Were Incurred	Premiums Earned			Loss and Loss Expense Payments								12
	1 Direct and Assumed	2 Ceded	3 Net (1 - 2)	Loss Payments		Defense and Cost Containment Payments		Adjusting and Other Payments		10 Salvage and Subrogation Received	11 Total Net Paid Cols (4 - 5 + 6 - 7 + 8 - 9)	Number of Claims Reported Direct and Assumed
				4	5	6	7	8	9			
				Direct and Assumed	Ceded	Direct and Assumed	Ceded	Direct and Assumed	Ceded			
1. Prior.....	XXX	XXX	XXX									XXX
2. 2011.....												
3. 2012.....												
4. 2013.....												
5. 2014.....												
6. 2015.....												
7. 2016.....												
8. 2017.....												
9. 2018.....												
10. 2019.....												
11. 2020.....	1	1						1			1	
12. Totals	XXX	XXX	XXX					1			1	XXX

	Losses Unpaid				Defense and Cost Containment Unpaid				Adjusting and Other Unpaid		23	24	25
	Case Basis		Bulk + IBNR		Case Basis		Bulk + IBNR		Adjusting and Other Unpaid		Salvage and Subrogation Anticipated	Total Net Losses and Expenses Unpaid	Number of Claims Outstanding Direct and Assumed
	13	14	15	16	17	18	19	20	21	22			
	Direct and Assumed	Ceded	Direct and Assumed	Ceded	Direct and Assumed	Ceded	Direct and Assumed	Ceded	Direct and Assumed	Ceded			
1. Prior.....													
2. 2011.....													
3. 2012.....													
4. 2013.....													
5. 2014.....													
6. 2015.....													
7. 2016.....													
8. 2017.....													
9. 2018.....													
10. 2019.....													
11. 2020.....			1	1									
12. Totals			1	1									

	Total Losses and Loss Expenses Incurred			Loss and Loss Expense Percentage (Incurred /Premiums Earned)			Nontabular Discount		34 Inter-Company Pooling Participation Percentage	Net Balance Sheet Reserves After Discount	
	26	27	28	29	30	31	32	33		35	36
	Direct and Assumed	Ceded	Net	Direct and Assumed	Ceded	Net	Loss	Loss Expense		Losses Unpaid	Loss Expenses Unpaid
1. Prior.....	XXX	XXX	XXX	XXX	XXX	XXX			XXX		
2. 2011.....											
3. 2012.....											
4. 2013.....											
5. 2014.....											
6. 2015.....											
7. 2016.....											
8. 2017.....											
9. 2018.....											
10. 2019.....											
11. 2020.....	2	1	1	148.1	86.0	395.7					
12. Totals	XXX	XXX	XXX	XXX	XXX	XXX			XXX		

ANNUAL STATEMENT FOR THE YEAR 2020 OF THE Branch Insurance Exchange

SCHEDULE P - PART 1H - SECTION 2 - OTHER LIABILITY - CLAIMS-MADE

(\$000 OMITTED)

Years in Which Premiums Were Earned and Losses Were Incurred	Premiums Earned			Loss and Loss Expense Payments								12
	1 Direct and Assumed	2 Ceded	3 Net (1 - 2)	Loss Payments		Defense and Cost Containment Payments		Adjusting and Other Payments		10 Salvage and Subrogation Received	11 Total Net Paid Cols (4 - 5 + 6 - 7 + 8 - 9)	Number of Claims Reported Direct and Assumed
				4	5	6	7	8	9			
				Direct and Assumed	Ceded	Direct and Assumed	Ceded	Direct and Assumed	Ceded			
1. Prior.....	XXX	XXX	XXX									XXX
2. 2011.....												
3. 2012.....												
4. 2013.....												
5. 2014.....												
6. 2015.....												
7. 2016.....												
8. 2017.....												
9. 2018.....												
10. 2019.....												
11. 2020.....												
12. Totals	XXX	XXX	XXX									XXX

	Losses Unpaid				Defense and Cost Containment Unpaid				Adjusting and Other Unpaid		23 Salvage and Subrogation Anticipated	24 Total Net Losses and Expenses Unpaid	25 Number of Claims Outstanding Direct and Assumed
	Case Basis		Bulk + IBNR		Case Basis		Bulk + IBNR		Adjusting and Other Unpaid				
	13	14	15	16	17	18	19	20	21	22			
	Direct and Assumed	Ceded	Direct and Assumed	Ceded	Direct and Assumed	Ceded	Direct and Assumed	Ceded	Direct and Assumed	Ceded			
1. Prior.....													
2. 2011.....													
3. 2012.....													
4. 2013.....													
5. 2014.....													
6. 2015.....													
7. 2016.....													
8. 2017.....													
9. 2018.....													
10. 2019.....													
11. 2020.....													
12. Totals													

	Total Losses and Loss Expenses Incurred			Loss and Loss Expense Percentage (Incurred /Premiums Earned)			Nontabular Discount		34 Inter-Company Pooling Participation Percentage	Net Balance Sheet Reserves After Discount	
	26	27	28	29	30	31	32	33		35	36
	Direct and Assumed	Ceded	Net	Direct and Assumed	Ceded	Net	Loss	Loss Expense		Losses Unpaid	Loss Expenses Unpaid
1. Prior.....	XXX	XXX	XXX	XXX	XXX	XXX			XXX		
2. 2011.....											
3. 2012.....											
4. 2013.....											
5. 2014.....											
6. 2015.....											
7. 2016.....											
8. 2017.....											
9. 2018.....											
10. 2019.....											
11. 2020.....											
12. Totals	XXX	XXX	XXX	XXX	XXX	XXX			XXX		

ANNUAL STATEMENT FOR THE YEAR 2020 OF THE Branch Insurance Exchange

SCHEDULE P - PART 11 - SPECIAL PROPERTY (FIRE, ALLIED LINES, INLAND MARINE, EARTHQUAKE, BURGLARY AND THEFT)

(\$000 OMITTED)

Years in Which Premiums Were Earned and Losses Were Incurred	Premiums Earned			Loss and Loss Expense Payments								12
	1	2	3	Loss Payments		Defense and Cost Containment Payments		Adjusting and Other Payments		10	11	Number of Claims Reported Direct and Assumed
				4	5	6	7	8	9			
				Direct and Assumed	Ceded	Net (1 - 2)	Direct and Assumed	Ceded	Direct and Assumed			
1. Prior.....	XXX	XXX	XXX									XXX
2. 2019.....												XXX
3. 2020	1	1										XXX
4. Totals	XXX	XXX	XXX									XXX

	Losses Unpaid				Defense and Cost Containment Unpaid				Adjusting and Other Unpaid		23	24	25
	Case Basis		Bulk + IBNR		Case Basis		Bulk + IBNR				Salvage and Subrogation Anticipated	Total Net Losses and Expenses Unpaid	Number of Claims Outstanding Direct and Assumed
	13	14	15	16	17	18	19	20	21	22			
	Direct and Assumed	Ceded	Direct and Assumed	Ceded	Direct and Assumed	Ceded	Direct and Assumed	Ceded	Direct and Assumed	Ceded			
1. Prior.....													
2. 2019.....													
3. 2020													
4. Totals													

	Total Losses and Loss Expenses Incurred			Loss and Loss Expense Percentage (Incurred /Premiums Earned)			Nontabular Discount		34	Net Balance Sheet Reserves After Discount	
	26	27	28	29	30	31	32	33	Inter-Company Pooling Participation Percentage	35	36
	Direct and Assumed	Ceded	Net	Direct and Assumed	Ceded	Net	Loss	Loss Expense		Losses Unpaid	Loss Expenses Unpaid
1. Prior.....	XXX	XXX	XXX	XXX	XXX	XXX			XXX		
2. 2019.....											
3. 2020											
4. Totals	XXX	XXX	XXX	XXX	XXX	XXX			XXX		

ANNUAL STATEMENT FOR THE YEAR 2020 OF THE Branch Insurance Exchange

SCHEDULE P - PART 1J - AUTO PHYSICAL DAMAGE

(\$000 OMITTED)

Years in Which Premiums Were Earned and Losses Were Incurred	Premiums Earned			Loss and Loss Expense Payments								12
	1 Direct and Assumed	2 Ceded	3 Net (1 - 2)	Loss Payments		Defense and Cost Containment Payments		Adjusting and Other Payments		10 Salvage and Subrogation Received	11 Total Net Paid Cols (4 - 5 + 6 - 7 + 8 - 9)	Number of Claims Reported Direct and Assumed
				4	5	6	7	8	9			
				Direct and Assumed	Ceded	Direct and Assumed	Ceded	Direct and Assumed	Ceded			
1. Prior.....	XXX	XXX	XXX									XXX
2. 2019.....												
3. 2020	31	25	6	22	18			5	1		9	18
4. Totals	XXX	XXX	XXX	22	18			5	1		9	XXX

	Losses Unpaid				Defense and Cost Containment Unpaid				Adjusting and Other Unpaid		23	24	25
	Case Basis		Bulk + IBNR		Case Basis		Bulk + IBNR						
	13	14	15	16	17	18	19	20	21	22			
	Direct and Assumed	Ceded	Direct and Assumed	Ceded	Direct and Assumed	Ceded	Direct and Assumed	Ceded	Direct and Assumed	Ceded			
1. Prior													
2. 2019													
3. 2020	3	2	1	1					1			1	9
4. Totals	3	2	1	1					1			1	9

	Total Losses and Loss Expenses Incurred			Loss and Loss Expense Percentage (Incurred /Premiums Earned)			Nontabular Discount		34 Inter-Company Pooling Participation Percentage	Net Balance Sheet Reserves After Discount	
	26	27	28	29	30	31	32	33		35	36
	Direct and Assumed	Ceded	Net	Direct and Assumed	Ceded	Net	Loss	Loss Expense		Losses Unpaid	Loss Expenses Unpaid
1. Prior.....	XXX	XXX	XXX	XXX	XXX	XXX			XXX		
2. 2019.....											
3. 2020.....	32	22	10	103.6	89.5	160.0				1	
4. Totals	XXX	XXX	XXX	XXX	XXX	XXX			XXX	1	

Schedule P - Part 1K - Fidelity/Surety

N O N E

Schedule P - Part 1L - Other (Including Credit, Accident and Health)

N O N E

Schedule P - Part 1M - International

N O N E

Schedule P - Part 1N - Reinsurance - Nonproportional Assumed Property

N O N E

Schedule P - Part 1O - Reinsurance - Nonproportional Assumed Liability

N O N E

Schedule P - Part 1P - Reinsurance - Nonproportional Assumed Financial Lines

N O N E

Schedule P - Part 1R - Section 1 - Products Liability - Occurrence

N O N E

Schedule P - Part 1R - Section 2 - Products Liability - Claims-Made

N O N E

Schedule P - Part 1S - Financial Guaranty/Mortgage Guaranty

N O N E

Schedule P - Part 1T - Warranty

N O N E

ANNUAL STATEMENT FOR THE YEAR 2020 OF THE Branch Insurance Exchange

SCHEDULE P - PART 2A - HOMEOWNERS/FARMOWNERS

Years in Which Losses Were Incurred	INCURRED NET LOSSES AND DEFENSE AND COST CONTAINMENT EXPENSES REPORTED AT YEAR END (\$000 OMITTED)										DEVELOPMENT	
	1 2011	2 2012	3 2013	4 2014	5 2015	6 2016	7 2017	8 2018	9 2019	10 2020	11 One Year	12 Two Year
1. Prior.....												
2. 2011.....												
3. 2012.....	XXX											
4. 2013.....	XXX	XXX										
5. 2014.....	XXX	XXX	XXX									
6. 2015.....	XXX	XXX	XXX	XXX								
7. 2016.....	XXX	XXX	XXX	XXX	XXX							
8. 2017.....	XXX	XXX	XXX	XXX	XXX	XXX						
9. 2018.....	XXX	XXX	XXX	XXX	XXX	XXX	XXX					
10. 2019.....	XXX	XXX	XXX	XXX	XXX	XXX	XXX	XXX				XXX
11. 2020.....	XXX	XXX	XXX	XXX	XXX	XXX	XXX	XXX	XXX	3	XXX	XXX
12. Totals												

SCHEDULE P - PART 2B - PRIVATE PASSENGER AUTO LIABILITY/MEDICAL

1. Prior.....												
2. 2011.....												
3. 2012.....	XXX											
4. 2013.....	XXX	XXX										
5. 2014.....	XXX	XXX	XXX									
6. 2015.....	XXX	XXX	XXX	XXX								
7. 2016.....	XXX	XXX	XXX	XXX	XXX							
8. 2017.....	XXX	XXX	XXX	XXX	XXX	XXX						
9. 2018.....	XXX	XXX	XXX	XXX	XXX	XXX	XXX					
10. 2019.....	XXX	XXX	XXX	XXX	XXX	XXX	XXX	XXX				XXX
11. 2020.....	XXX	XXX	XXX	XXX	XXX	XXX	XXX	XXX	XXX	3	XXX	XXX
12. Totals												

SCHEDULE P - PART 2C - COMMERCIAL AUTO/TRUCK LIABILITY/MEDICAL

1. Prior.....												
2. 2011.....												
3. 2012.....	XXX											
4. 2013.....	XXX	XXX										
5. 2014.....	XXX	XXX	XXX									
6. 2015.....	XXX	XXX	XXX	XXX								
7. 2016.....	XXX	XXX	XXX	XXX	XXX							
8. 2017.....	XXX	XXX	XXX	XXX	XXX	XXX						
9. 2018.....	XXX	XXX	XXX	XXX	XXX	XXX	XXX					
10. 2019.....	XXX	XXX	XXX	XXX	XXX	XXX	XXX	XXX				XXX
11. 2020.....	XXX	XXX	XXX	XXX	XXX	XXX	XXX	XXX	XXX		XXX	XXX
12. Totals												

SCHEDULE P - PART 2D - WORKERS' COMPENSATION
(EXCLUDING EXCESS WORKERS' COMPENSATION)

1. Prior.....												
2. 2011.....												
3. 2012.....	XXX											
4. 2013.....	XXX	XXX										
5. 2014.....	XXX	XXX	XXX									
6. 2015.....	XXX	XXX	XXX	XXX								
7. 2016.....	XXX	XXX	XXX	XXX	XXX							
8. 2017.....	XXX	XXX	XXX	XXX	XXX	XXX						
9. 2018.....	XXX	XXX	XXX	XXX	XXX	XXX	XXX					
10. 2019.....	XXX	XXX	XXX	XXX	XXX	XXX	XXX	XXX				XXX
11. 2020.....	XXX	XXX	XXX	XXX	XXX	XXX	XXX	XXX	XXX		XXX	XXX
12. Totals												

SCHEDULE P - PART 2E - COMMERCIAL MULTIPLE PERIL

1. Prior.....												
2. 2011.....												
3. 2012.....	XXX											
4. 2013.....	XXX	XXX										
5. 2014.....	XXX	XXX	XXX									
6. 2015.....	XXX	XXX	XXX	XXX								
7. 2016.....	XXX	XXX	XXX	XXX	XXX							
8. 2017.....	XXX	XXX	XXX	XXX	XXX	XXX						
9. 2018.....	XXX	XXX	XXX	XXX	XXX	XXX	XXX					
10. 2019.....	XXX	XXX	XXX	XXX	XXX	XXX	XXX	XXX				XXX
11. 2020.....	XXX	XXX	XXX	XXX	XXX	XXX	XXX	XXX	XXX		XXX	XXX
12. Totals												

SCHEDULE P - PART 2F - SECTION 1 - MEDICAL PROFESSIONAL LIABILITY - OCCURRENCE

Years in Which Losses Were Incurred	INCURRED NET LOSSES AND DEFENSE AND COST CONTAINMENT EXPENSES REPORTED AT YEAR END (\$000 OMITTED)										DEVELOPMENT	
	1 2011	2 2012	3 2013	4 2014	5 2015	6 2016	7 2017	8 2018	9 2019	10 2020	11 One Year	12 Two Year
1. Prior.....												
2. 2011.....												
3. 2012.....	XXX											
4. 2013.....	XXX	XXX										
5. 2014.....	XXX	XXX	XXX									
6. 2015.....	XXX	XXX	XXX	XXX								
7. 2016.....	XXX	XXX	XXX	XXX	XXX							
8. 2017.....	XXX	XXX	XXX	XXX	XXX	XXX						
9. 2018.....	XXX	XXX	XXX	XXX	XXX	XXX	XXX					
10. 2019.....	XXX	XXX	XXX	XXX	XXX	XXX	XXX	XXX				XXX
11. 2020.....	XXX	XXX	XXX	XXX	XXX	XXX	XXX	XXX	XXX		XXX	XXX
12. Totals												

SCHEDULE P - PART 2F - SECTION 2 - MEDICAL PROFESSIONAL LIABILITY - CLAIMS-MADE

1. Prior.....												
2. 2011.....												
3. 2012.....	XXX											
4. 2013.....	XXX	XXX										
5. 2014.....	XXX	XXX	XXX									
6. 2015.....	XXX	XXX	XXX	XXX								
7. 2016.....	XXX	XXX	XXX	XXX	XXX							
8. 2017.....	XXX	XXX	XXX	XXX	XXX	XXX						
9. 2018.....	XXX	XXX	XXX	XXX	XXX	XXX	XXX					
10. 2019.....	XXX	XXX	XXX	XXX	XXX	XXX	XXX	XXX				XXX
11. 2020.....	XXX	XXX	XXX	XXX	XXX	XXX	XXX	XXX	XXX		XXX	XXX
12. Totals												

SCHEDULE P - PART 2G - SPECIAL LIABILITY (OCEAN MARINE, AIRCRAFT (ALL PERILS),
BOILER AND MACHINERY)

1. Prior.....												
2. 2011.....												
3. 2012.....	XXX											
4. 2013.....	XXX	XXX										
5. 2014.....	XXX	XXX	XXX									
6. 2015.....	XXX	XXX	XXX	XXX								
7. 2016.....	XXX	XXX	XXX	XXX	XXX							
8. 2017.....	XXX	XXX	XXX	XXX	XXX	XXX						
9. 2018.....	XXX	XXX	XXX	XXX	XXX	XXX	XXX					
10. 2019.....	XXX	XXX	XXX	XXX	XXX	XXX	XXX	XXX				XXX
11. 2020.....	XXX	XXX	XXX	XXX	XXX	XXX	XXX	XXX	XXX		XXX	XXX
12. Totals												

SCHEDULE P - PART 2H - SECTION 1 - OTHER LIABILITY - OCCURRENCE

1. Prior.....												
2. 2011.....												
3. 2012.....	XXX											
4. 2013.....	XXX	XXX										
5. 2014.....	XXX	XXX	XXX									
6. 2015.....	XXX	XXX	XXX	XXX								
7. 2016.....	XXX	XXX	XXX	XXX	XXX							
8. 2017.....	XXX	XXX	XXX	XXX	XXX	XXX						
9. 2018.....	XXX	XXX	XXX	XXX	XXX	XXX	XXX					
10. 2019.....	XXX	XXX	XXX	XXX	XXX	XXX	XXX	XXX				XXX
11. 2020.....	XXX	XXX	XXX	XXX	XXX	XXX	XXX	XXX	XXX		XXX	XXX
12. Totals												

SCHEDULE P - PART 2H - SECTION 2 - OTHER LIABILITY - CLAIMS-MADE

1. Prior.....												
2. 2011.....												
3. 2012.....	XXX											
4. 2013.....	XXX	XXX										
5. 2014.....	XXX	XXX	XXX									
6. 2015.....	XXX	XXX	XXX	XXX								
7. 2016.....	XXX	XXX	XXX	XXX	XXX							
8. 2017.....	XXX	XXX	XXX	XXX	XXX	XXX						
9. 2018.....	XXX	XXX	XXX	XXX	XXX	XXX	XXX					
10. 2019.....	XXX	XXX	XXX	XXX	XXX	XXX	XXX	XXX				XXX
11. 2020.....	XXX	XXX	XXX	XXX	XXX	XXX	XXX	XXX	XXX		XXX	XXX
12. Totals												

ANNUAL STATEMENT FOR THE YEAR 2020 OF THE Branch Insurance Exchange

SCHEDULE P - PART 2I - SPECIAL PROPERTY (FIRE, ALLIED LINES, INLAND MARINE, EARTHQUAKE, BURGLARY, AND THEFT)

Years in Which Losses Were Incurred	INCURRED NET LOSSES AND DEFENSE AND COST CONTAINMENT EXPENSES REPORTED AT YEAR END (\$000 OMITTED)										DEVELOPMENT	
	1 2011	2 2012	3 2013	4 2014	5 2015	6 2016	7 2017	8 2018	9 2019	10 2020	11 One Year	12 Two Year
1. Prior.....	XXX	XXX	XXX	XXX	XXX	XXX	XXX					
2. 2019.....	XXX	XXX	XXX	XXX	XXX	XXX	XXX	XXX				XXX
3. 2020.....	XXX	XXX	XXX	XXX	XXX	XXX	XXX	XXX	XXX		XXX	XXX
4. Totals												

SCHEDULE P - PART 2J - AUTO PHYSICAL DAMAGE

1. Prior.....	XXX	XXX	XXX	XXX	XXX	XXX	XXX					
2. 2019.....	XXX	XXX	XXX	XXX	XXX	XXX	XXX	XXX				XXX
3. 2020.....	XXX	XXX	XXX	XXX	XXX	XXX	XXX	XXX	XXX	5	XXX	XXX
4. Totals												

SCHEDULE P - PART 2K - FIDELITY/SURETY

1. Prior.....	XXX	XXX	XXX	XXX	XXX	XXX	XXX					
2. 2019.....	XXX	XXX	XXX	XXX	XXX	XXX	XXX	XXX				XXX
3. 2020.....	XXX	XXX	XXX	XXX	XXX	XXX	XXX	XXX	XXX		XXX	XXX
4. Totals												

SCHEDULE P - PART 2L - OTHER (INCLUDING CREDIT, ACCIDENT AND HEALTH)

1. Prior.....	XXX	XXX	XXX	XXX	XXX	XXX	XXX					
2. 2019.....	XXX	XXX	XXX	XXX	XXX	XXX	XXX	XXX				XXX
3. 2020.....	XXX	XXX	XXX	XXX	XXX	XXX	XXX	XXX	XXX		XXX	XXX
4. Totals												

SCHEDULE P - PART 2M - INTERNATIONAL

1. Prior.....												
2. 2011.....												
3. 2012.....	XXX											
4. 2013.....	XXX	XXX										
5. 2014.....	XXX	XXX	XXX									
6. 2015.....	XXX	XXX	XXX	XXX								
7. 2016.....	XXX	XXX	XXX	XXX	XXX							
8. 2017.....	XXX	XXX	XXX	XXX	XXX	XXX						
9. 2018.....	XXX	XXX	XXX	XXX	XXX	XXX	XXX					
10. 2019.....	XXX	XXX	XXX	XXX	XXX	XXX	XXX	XXX				XXX
11. 2020.....	XXX	XXX	XXX	XXX	XXX	XXX	XXX	XXX	XXX		XXX	XXX
12. Totals												

Schedule P - Part 2N - Reinsurance - Nonproportional Assumed Property

N O N E

Schedule P - Part 2O - Reinsurance - Nonproportional Assumed Liability

N O N E

Schedule P - Part 2P - Reinsurance - Nonproportional Assumed Financial Lines

N O N E

Schedule P - Part 2R - Section 1 - Products Liability - Occurrence

N O N E

Schedule P - Part 2R - Section 2 - Products Liability - Claims-Made

N O N E

Schedule P - Part 2S - Financial Guaranty/Mortgage Guaranty

N O N E

Schedule P - Part 2T - Warranty

N O N E

ANNUAL STATEMENT FOR THE YEAR 2020 OF THE Branch Insurance Exchange

SCHEDULE P - PART 3A - HOMEOWNERS/FARMOWNERS

Years in Which Losses Were Incurred	CUMULATIVE PAID NET LOSSES AND DEFENSE AND COST CONTAINMENT EXPENSES REPORTED AT YEAR END (\$000 OMITTED)										11 Number of Claims Closed With Loss Payment	12 Number of Claims Closed Without Loss Payment
	1	2	3	4	5	6	7	8	9	10		
	2011	2012	2013	2014	2015	2016	2017	2018	2019	2020		
1. Prior.....	.000											
2. 2011.....												
3. 2012.....	XXX											
4. 2013.....	XXX	XXX										
5. 2014.....	XXX	XXX	XXX									
6. 2015.....	XXX	XXX	XXX	XXX								
7. 2016.....	XXX	XXX	XXX	XXX	XXX							
8. 2017.....	XXX	XXX	XXX	XXX	XXX	XXX						
9. 2018.....	XXX	XXX	XXX	XXX	XXX	XXX	XXX					
10. 2019.....	XXX	XXX	XXX	XXX	XXX	XXX	XXX	XXX				
11. 2020.....	XXX	XXX	XXX	XXX	XXX	XXX	XXX	XXX	XXX			1

SCHEDULE P - PART 3B - PRIVATE PASSENGER AUTO LIABILITY/MEDICAL

1. Prior.....	.000											
2. 2011.....												
3. 2012.....	XXX											
4. 2013.....	XXX	XXX										
5. 2014.....	XXX	XXX	XXX									
6. 2015.....	XXX	XXX	XXX	XXX								
7. 2016.....	XXX	XXX	XXX	XXX	XXX							
8. 2017.....	XXX	XXX	XXX	XXX	XXX	XXX						
9. 2018.....	XXX	XXX	XXX	XXX	XXX	XXX	XXX					
10. 2019.....	XXX	XXX	XXX	XXX	XXX	XXX	XXX	XXX				
11. 2020.....	XXX	XXX	XXX	XXX	XXX	XXX	XXX	XXX	XXX			

SCHEDULE P - PART 3C - COMMERCIAL AUTO/TRUCK LIABILITY/MEDICAL

1. Prior.....	.000											
2. 2011.....												
3. 2012.....	XXX											
4. 2013.....	XXX	XXX										
5. 2014.....	XXX	XXX	XXX									
6. 2015.....	XXX	XXX	XXX	XXX								
7. 2016.....	XXX	XXX	XXX	XXX	XXX							
8. 2017.....	XXX	XXX	XXX	XXX	XXX	XXX						
9. 2018.....	XXX	XXX	XXX	XXX	XXX	XXX	XXX					
10. 2019.....	XXX	XXX	XXX	XXX	XXX	XXX	XXX	XXX				
11. 2020.....	XXX	XXX	XXX	XXX	XXX	XXX	XXX	XXX	XXX			

**SCHEDULE P - PART 3D - WORKERS' COMPENSATION
(EXCLUDING EXCESS WORKERS' COMPENSATION)**

1. Prior.....	.000											
2. 2011.....												
3. 2012.....	XXX											
4. 2013.....	XXX	XXX										
5. 2014.....	XXX	XXX	XXX									
6. 2015.....	XXX	XXX	XXX	XXX								
7. 2016.....	XXX	XXX	XXX	XXX	XXX							
8. 2017.....	XXX	XXX	XXX	XXX	XXX	XXX						
9. 2018.....	XXX	XXX	XXX	XXX	XXX	XXX	XXX					
10. 2019.....	XXX	XXX	XXX	XXX	XXX	XXX	XXX	XXX				
11. 2020.....	XXX	XXX	XXX	XXX	XXX	XXX	XXX	XXX	XXX			

SCHEDULE P - PART 3E - COMMERCIAL MULTIPLE PERIL

1. Prior.....	.000											
2. 2011.....												
3. 2012.....	XXX											
4. 2013.....	XXX	XXX										
5. 2014.....	XXX	XXX	XXX									
6. 2015.....	XXX	XXX	XXX	XXX								
7. 2016.....	XXX	XXX	XXX	XXX	XXX							
8. 2017.....	XXX	XXX	XXX	XXX	XXX	XXX						
9. 2018.....	XXX	XXX	XXX	XXX	XXX	XXX	XXX					
10. 2019.....	XXX	XXX	XXX	XXX	XXX	XXX	XXX	XXX				
11. 2020.....	XXX	XXX	XXX	XXX	XXX	XXX	XXX	XXX	XXX			

ANNUAL STATEMENT FOR THE YEAR 2020 OF THE Branch Insurance Exchange

SCHEDULE P - PART 3F - SECTION 1 - MEDICAL PROFESSIONAL LIABILITY - OCCURRENCE

Years in Which Losses Were Incurred	CUMULATIVE PAID NET LOSSES AND DEFENSE AND COST CONTAINMENT EXPENSES REPORTED AT YEAR END (\$000 OMITTED)										11 Number of Claims Closed With Loss Payment	12 Number of Claims Closed Without Loss Payment
	1	2	3	4	5	6	7	8	9	10		
	2011	2012	2013	2014	2015	2016	2017	2018	2019	2020		
1. Prior.....	.000											
2. 2011.....												
3. 2012.....	XXX											
4. 2013.....	XXX	XXX										
5. 2014.....	XXX	XXX	XXX									
6. 2015.....	XXX	XXX	XXX	XXX								
7. 2016.....	XXX	XXX	XXX	XXX	XXX							
8. 2017.....	XXX	XXX	XXX	XXX	XXX	XXX						
9. 2018.....	XXX	XXX	XXX	XXX	XXX	XXX	XXX					
10. 2019.....	XXX	XXX	XXX	XXX	XXX	XXX	XXX	XXX				
11. 2020.....	XXX	XXX	XXX	XXX	XXX	XXX	XXX	XXX	XXX			

SCHEDULE P - PART 3F - SECTION 2 - MEDICAL PROFESSIONAL LIABILITY - CLAIMS-MADE

1. Prior.....	.000											
2. 2011.....												
3. 2012.....	XXX											
4. 2013.....	XXX	XXX										
5. 2014.....	XXX	XXX	XXX									
6. 2015.....	XXX	XXX	XXX	XXX								
7. 2016.....	XXX	XXX	XXX	XXX	XXX							
8. 2017.....	XXX	XXX	XXX	XXX	XXX	XXX						
9. 2018.....	XXX	XXX	XXX	XXX	XXX	XXX	XXX					
10. 2019.....	XXX	XXX	XXX	XXX	XXX	XXX	XXX	XXX				
11. 2020.....	XXX	XXX	XXX	XXX	XXX	XXX	XXX	XXX	XXX			

SCHEDULE P - PART 3G - SPECIAL LIABILITY (OCEAN MARINE, AIRCRAFT (ALL PERILS), BOILER AND MACHINERY)

1. Prior.....	.000										XXX	XXX
2. 2011.....											XXX	XXX
3. 2012.....	XXX										XXX	XXX
4. 2013.....	XXX	XXX									XXX	XXX
5. 2014.....	XXX	XXX	XXX								XXX	XXX
6. 2015.....	XXX	XXX	XXX	XXX							XXX	XXX
7. 2016.....	XXX	XXX	XXX	XXX	XXX						XXX	XXX
8. 2017.....	XXX	XXX	XXX	XXX	XXX	XXX					XXX	XXX
9. 2018.....	XXX	XXX	XXX	XXX	XXX	XXX	XXX				XXX	XXX
10. 2019.....	XXX	XXX	XXX	XXX	XXX	XXX	XXX	XXX			XXX	XXX
11. 2020.....	XXX	XXX	XXX	XXX	XXX	XXX	XXX	XXX	XXX	XXX	XXX	XXX

SCHEDULE P - PART 3H - SECTION 1 - OTHER LIABILITY - OCCURRENCE

1. Prior.....	.000											
2. 2011.....												
3. 2012.....	XXX											
4. 2013.....	XXX	XXX										
5. 2014.....	XXX	XXX	XXX									
6. 2015.....	XXX	XXX	XXX	XXX								
7. 2016.....	XXX	XXX	XXX	XXX	XXX							
8. 2017.....	XXX	XXX	XXX	XXX	XXX	XXX						
9. 2018.....	XXX	XXX	XXX	XXX	XXX	XXX	XXX					
10. 2019.....	XXX	XXX	XXX	XXX	XXX	XXX	XXX	XXX				
11. 2020.....	XXX	XXX	XXX	XXX	XXX	XXX	XXX	XXX	XXX	XXX		

SCHEDULE P - PART 3H - SECTION 2 - OTHER LIABILITY - CLAIMS-MADE

1. Prior.....	.000											
2. 2011.....												
3. 2012.....	XXX											
4. 2013.....	XXX	XXX										
5. 2014.....	XXX	XXX	XXX									
6. 2015.....	XXX	XXX	XXX	XXX								
7. 2016.....	XXX	XXX	XXX	XXX	XXX							
8. 2017.....	XXX	XXX	XXX	XXX	XXX	XXX						
9. 2018.....	XXX	XXX	XXX	XXX	XXX	XXX	XXX					
10. 2019.....	XXX	XXX	XXX	XXX	XXX	XXX	XXX	XXX				
11. 2020.....	XXX	XXX	XXX	XXX	XXX	XXX	XXX	XXX	XXX	XXX		

ANNUAL STATEMENT FOR THE YEAR 2020 OF THE Branch Insurance Exchange

SCHEDULE P - PART 3I - SPECIAL PROPERTY (FIRE, ALLIED LINES, INLAND MARINE, EARTHQUAKE, BURGLARY, AND THEFT)

Years in Which Losses Were Incurred	CUMULATIVE PAID NET LOSSES AND DEFENSE AND COST CONTAINMENT EXPENSES REPORTED AT YEAR END (\$000 OMITTED)										11 Number of Claims Closed With Loss Payment	12 Number of Claims Closed Without Loss Payment
	1	2	3	4	5	6	7	8	9	10		
	2011	2012	2013	2014	2015	2016	2017	2018	2019	2020		
1. Prior.....	XXX	XXX	XXX	XXX	XXX	XXX	XXX	.000			XXX	XXX
2. 2019.....	XXX	XXX	XXX	XXX	XXX	XXX	XXX	XXX			XXX	XXX
3. 2020.....	XXX	XXX	XXX	XXX	XXX	XXX	XXX	XXX	XXX		XXX	XXX

SCHEDULE P - PART 3J - AUTO PHYSICAL DAMAGE

1. Prior.....	XXX	XXX	XXX	XXX	XXX	XXX	XXX	.000				
2. 2019.....	XXX	XXX	XXX	XXX	XXX	XXX	XXX	XXX				
3. 2020.....	XXX	XXX	XXX	XXX	XXX	XXX	XXX	XXX	XXX	4	8	1

SCHEDULE P - PART 3K - FIDELITY/SURETY

1. Prior.....	XXX	XXX	XXX	XXX	XXX	XXX	XXX	.000			XXX	XXX
2. 2019.....	XXX	XXX	XXX	XXX	XXX	XXX	XXX	XXX			XXX	XXX
3. 2020.....	XXX	XXX	XXX	XXX	XXX	XXX	XXX	XXX	XXX		XXX	XXX

SCHEDULE P - PART 3L - OTHER (INCLUDING CREDIT, ACCIDENT AND HEALTH)

1. Prior.....	XXX	XXX	XXX	XXX	XXX	XXX	XXX	.000			XXX	XXX
2. 2019.....	XXX	XXX	XXX	XXX	XXX	XXX	XXX	XXX			XXX	XXX
3. 2020.....	XXX	XXX	XXX	XXX	XXX	XXX	XXX	XXX	XXX		XXX	XXX

SCHEDULE P - PART 3M - INTERNATIONAL

1. Prior.....	.000										XXX	XXX
2. 2011.....											XXX	XXX
3. 2012.....	XXX										XXX	XXX
4. 2013.....	XXX	XXX									XXX	XXX
5. 2014.....	XXX	XXX	XXX								XXX	XXX
6. 2015.....	XXX	XXX	XXX	XXX							XXX	XXX
7. 2016.....	XXX	XXX	XXX	XXX	XXX						XXX	XXX
8. 2017.....	XXX	XXX	XXX	XXX	XXX	XXX					XXX	XXX
9. 2018.....	XXX	XXX	XXX	XXX	XXX	XXX	XXX				XXX	XXX
10. 2019.....	XXX	XXX	XXX	XXX	XXX	XXX	XXX	XXX			XXX	XXX
11. 2020.....	XXX	XXX	XXX	XXX	XXX	XXX	XXX	XXX	XXX		XXX	XXX

Schedule P - Part 3N - Reinsurance - Nonproportional Assumed Property

N O N E

Schedule P - Part 3O - Reinsurance - Nonproportional Assumed Liability

N O N E

Schedule P - Part 3P - Reinsurance - Nonproportional Assumed Financial Lines

N O N E

Schedule P - Part 3R - Section 1 - Product Liability - Occurrence

N O N E

Schedule P - Part 3R - Section 2 - Product Liability - Claims-Made

N O N E

Schedule P - Part 3S - Financial Guaranty/Mortgage Guaranty

N O N E

Schedule P - Part 3T - Warranty

N O N E

ANNUAL STATEMENT FOR THE YEAR 2020 OF THE Branch Insurance Exchange

SCHEDULE P - PART 4A - HOMEOWNERS/FARMOWNERS

Years in Which Losses Were Incurred	BULK AND IBNR RESERVES ON NET LOSSES AND DEFENSE AND COST CONTAINMENT EXPENSES REPORTED AT YEAR END (\$000 OMITTED)									
	1	2	3	4	5	6	7	8	9	10
	2011	2012	2013	2014	2015	2016	2017	2018	2019	2020
1. Prior.....										
2. 2011.....										
3. 2012.....	XXX									
4. 2013.....	XXX	XXX								
5. 2014.....	XXX	XXX	XXX							
6. 2015.....	XXX	XXX	XXX	XXX						
7. 2016.....	XXX	XXX	XXX	XXX	XXX					
8. 2017.....	XXX	XXX	XXX	XXX	XXX	XXX				
9. 2018.....	XXX	XXX	XXX	XXX	XXX	XXX	XXX			
10. 2019.....	XXX	XXX	XXX	XXX	XXX	XXX	XXX	XXX		
11. 2020.....	XXX	XXX	XXX	XXX	XXX	XXX	XXX	XXX	XXX	3

SCHEDULE P - PART 4B - PRIVATE PASSENGER AUTO LIABILITY/MEDICAL

1. Prior.....										
2. 2011.....										
3. 2012.....	XXX									
4. 2013.....	XXX	XXX								
5. 2014.....	XXX	XXX	XXX							
6. 2015.....	XXX	XXX	XXX	XXX						
7. 2016.....	XXX	XXX	XXX	XXX	XXX					
8. 2017.....	XXX	XXX	XXX	XXX	XXX	XXX				
9. 2018.....	XXX	XXX	XXX	XXX	XXX	XXX	XXX			
10. 2019.....	XXX	XXX	XXX	XXX	XXX	XXX	XXX	XXX		
11. 2020.....	XXX	XXX	XXX	XXX	XXX	XXX	XXX	XXX	XXX	3

SCHEDULE P - PART 4C - COMMERCIAL AUTO/TRUCK LIABILITY/MEDICAL

1. Prior.....										
2. 2011.....										
3. 2012.....	XXX									
4. 2013.....	XXX	XXX								
5. 2014.....	XXX	XXX	XXX							
6. 2015.....	XXX	XXX	XXX	XXX						
7. 2016.....	XXX	XXX	XXX	XXX	XXX					
8. 2017.....	XXX	XXX	XXX	XXX	XXX	XXX				
9. 2018.....	XXX	XXX	XXX	XXX	XXX	XXX	XXX			
10. 2019.....	XXX	XXX	XXX	XXX	XXX	XXX	XXX	XXX		
11. 2020.....	XXX	XXX	XXX	XXX	XXX	XXX	XXX	XXX	XXX	

SCHEDULE P - PART 4D - WORKERS' COMPENSATION
(EXCLUDING EXCESS WORKERS' COMPENSATION)

1. Prior.....										
2. 2011.....										
3. 2012.....	XXX									
4. 2013.....	XXX	XXX								
5. 2014.....	XXX	XXX	XXX							
6. 2015.....	XXX	XXX	XXX	XXX						
7. 2016.....	XXX	XXX	XXX	XXX	XXX					
8. 2017.....	XXX	XXX	XXX	XXX	XXX	XXX				
9. 2018.....	XXX	XXX	XXX	XXX	XXX	XXX	XXX			
10. 2019.....	XXX	XXX	XXX	XXX	XXX	XXX	XXX	XXX		
11. 2020.....	XXX	XXX	XXX	XXX	XXX	XXX	XXX	XXX	XXX	

SCHEDULE P - PART 4E - COMMERCIAL MULTIPLE PERIL

1. Prior.....										
2. 2011.....										
3. 2012.....	XXX									
4. 2013.....	XXX	XXX								
5. 2014.....	XXX	XXX	XXX							
6. 2015.....	XXX	XXX	XXX	XXX						
7. 2016.....	XXX	XXX	XXX	XXX	XXX					
8. 2017.....	XXX	XXX	XXX	XXX	XXX	XXX				
9. 2018.....	XXX	XXX	XXX	XXX	XXX	XXX	XXX			
10. 2019.....	XXX	XXX	XXX	XXX	XXX	XXX	XXX	XXX		
11. 2020.....	XXX	XXX	XXX	XXX	XXX	XXX	XXX	XXX	XXX	

ANNUAL STATEMENT FOR THE YEAR 2020 OF THE Branch Insurance Exchange

SCHEDULE P - PART 4F - SECTION 1 - MEDICAL PROFESSIONAL LIABILITY - OCCURRENCE

Years in Which Losses Were Incurred	BULK AND IBNR RESERVES ON NET LOSSES AND DEFENSE AND COST CONTAINMENT EXPENSES REPORTED AT YEAR END (\$000 OMITTED)									
	1	2	3	4	5	6	7	8	9	10
	2011	2012	2013	2014	2015	2016	2017	2018	2019	2020
1. Prior.....										
2. 2011.....										
3. 2012.....	XXX									
4. 2013.....	XXX	XXX								
5. 2014.....	XXX	XXX	XX							
6. 2015.....	XXX	XXX	XX	XX						
7. 2016.....	XXX	XXX	XX	XXX	XXX					
8. 2017.....	XXX	XXX	XXX	XXX	XXX	XXX				
9. 2018.....	XXX	XXX	XXX	XXX	XXX	XXX	XXX			
10. 2019.....	XXX	XXX	XXX	XXX	XXX	XXX	XXX	XXX		
11. 2020.....	XXX	XXX	XXX	XXX	XXX	XXX	XXX	XXX	XXX	

SCHEDULE P - PART 4F - SECTION 2 - MEDICAL PROFESSIONAL LIABILITY - CLAIMS-MADE

1. Prior.....										
2. 2011.....										
3. 2012.....	XXX									
4. 2013.....	XXX	XXX								
5. 2014.....	XXX	XXX	XXX							
6. 2015.....	XXX	XXX	XX	XXX						
7. 2016.....	XXX	XXX	XX	XXX	XX					
8. 2017.....	XXX	XXX	XX	XXX	XX	XX				
9. 2018.....	XXX	XXX	XX	XXX	XX	XX	XXX			
10. 2019.....	XXX	XXX	XXX	XXX	XXX	XXX	XXX	XXX		
11. 2020.....	XXX	XXX	XXX	XXX	XXX	XXX	XXX	XXX	XXX	

SCHEDULE P - PART 4G - SPECIAL LIABILITY (OCEAN MARINE, AIRCRAFT (ALL PERILS), BOILER AND MACHINERY)

1. Prior.....										
2. 2011.....										
3. 2012.....	XXX									
4. 2013.....	XXX	XXX								
5. 2014.....	XXX	XXX	XXX							
6. 2015.....	XXX	XXX	XX	XXX						
7. 2016.....	XXX	XXX	XX	XXX	XX					
8. 2017.....	XXX	XXX	XX	XXX	XX	XX				
9. 2018.....	XXX	XXX	XX	XXX	XX	XX	XXX			
10. 2019.....	XXX	XXX	XXX	XXX	XXX	XXX	XXX	XXX		
11. 2020.....	XXX	XXX	XXX	XXX	XXX	XXX	XXX	XXX	XXX	

SCHEDULE P - PART 4H - SECTION 1 - OTHER LIABILITY - OCCURRENCE

1. Prior.....										
2. 2011.....										
3. 2012.....	XXX									
4. 2013.....	XXX	XXX								
5. 2014.....	XXX	XXX	XXX							
6. 2015.....	XXX	XXX	XXX	XXX						
7. 2016.....	XXX	XXX	XXX	XXX	XXX					
8. 2017.....	XXX	XXX	XXX	XXX	XXX	XXX				
9. 2018.....	XXX	XXX	XXX	XXX	XXX	XXX	XXX			
10. 2019.....	XXX	XXX	XXX	XXX	XXX	XXX	XXX	XXX		
11. 2020.....	XXX	XXX	XXX	XXX	XXX	XXX	XXX	XXX	XXX	

SCHEDULE P - PART 4H - SECTION 2 - OTHER LIABILITY - CLAIMS-MADE

1. Prior.....										
2. 2011.....										
3. 2012.....	XXX									
4. 2013.....	XXX	XXX								
5. 2014.....	XXX	XXX	XXX							
6. 2015.....	XXX	XXX	XX	XXX						
7. 2016.....	XXX	XXX	XX	XXX	XX					
8. 2017.....	XXX	XXX	XX	XXX	XX	XX				
9. 2018.....	XXX	XXX	XX	XXX	XX	XX	XXX			
10. 2019.....	XXX	XXX	XXX	XXX	XXX	XXX	XXX	XXX		
11. 2020.....	XXX	XXX	XXX	XXX	XXX	XXX	XXX	XXX	XXX	

ANNUAL STATEMENT FOR THE YEAR 2020 OF THE Branch Insurance Exchange

SCHEDULE P - PART 4I - SPECIAL PROPERTY (FIRE, ALLIED LINES, INLAND MARINE, EARTHQUAKE, BURGLARY, AND THEFT)

Years in Which Losses Were Incurred	BULK AND IBNR RESERVES ON NET LOSSES AND DEFENSE AND COST CONTAINMENT EXPENSES REPORTED AT YEAR END (\$000 OMITTED)									
	1	2	3	4	5	6	7	8	9	10
	2011	2012	2013	2014	2015	2016	2017	2018	2019	2020
1. Prior	XXX	XXX	XXX	XXX	XXX	XXX	XXX			
2. 2019	XXX	XXX	XXX	XXX	XXX	XXX	XXX	XXX		
3. 2020	XXX	XXX	XXX	XXX	XXX	XXX	XXX	XXX	XXX	

SCHEDULE P - PART 4J - AUTO PHYSICAL DAMAGE

1. Prior	XXX	XXX	XXX	XXX	XXX	XXX	XXX			
2. 2019	XXX	XXX	XXX	XXX	XXX	XXX	XXX	XXX		
3. 2020	XXX	XXX	XXX	XXX	XXX	XXX	XXX	XXX	XXX	

SCHEDULE P - PART 4K - FIDELITY/SURETY

1. Prior	XXX	XXX	XXX	XXX	XXX	XXX	XXX			
2. 2019	XXX	XXX	XXX	XXX	XXX	XXX	XXX	XXX		
3. 2020	XXX	XXX	XXX	XXX	XXX	XXX	XXX	XXX	XXX	

NONE

SCHEDULE P - PART 4L - OTHER (INCLUDING CREDIT, ACCIDENT AND HEALTH)

1. Prior	XXX	XXX	XXX	XXX	XXX	XXX	XXX			
2. 2019	XXX	XXX	XXX	XXX	XXX	XXX	XXX	XXX		
3. 2020	XXX	XXX	XXX	XXX	XXX	XXX	XXX	XXX	XXX	

NONE

SCHEDULE P - PART 4M - INTERNATIONAL

1. Prior										
2. 2011										
3. 2012	XXX									
4. 2013	XXX	XXX								
5. 2014	XXX	XXX	XXX							
6. 2015	XXX	XXX	XXX	XXX						
7. 2016	XXX	XXX	XXX	XXX	XXX					
8. 2017	XXX	XXX	XXX	XXX	XXX	XXX				
9. 2018	XXX	XXX	XXX	XXX	XXX	XXX	XXX			
10. 2019	XXX	XXX	XXX	XXX	XXX	XXX	XXX	XXX		
11. 2020	XXX	XXX	XXX	XXX	XXX	XXX	XXX	XXX	XXX	

NONE

Schedule P - Part 4N - Reinsurance - Nonproportional Assumed Property

N O N E

Schedule P - Part 4O - Reinsurance - Nonproportional Assumed Liability

N O N E

Schedule P - Part 4P - Reinsurance - Nonproportional Assumed Financial Lines

N O N E

Schedule P - Part 4R - Section 1 - Products Liability - Occurrence

N O N E

Schedule P - Part 4R - Section 2 - Products Liability - Claims-Made

N O N E

Schedule P - Part 4S - Financial Guaranty/Mortgage Guaranty

N O N E

Schedule P - Part 4T - Warranty

N O N E

ANNUAL STATEMENT FOR THE YEAR 2020 OF THE Branch Insurance Exchange

SCHEDULE P - PART 5A - HOMEOWNERS/FARMOWNERS

SECTION 1

Years in Which Premiums Were Earned and Losses Were Incurred	CUMULATIVE NUMBER OF CLAIMS CLOSED WITH LOSS PAYMENT DIRECT AND ASSUMED AT YEAR END									
	1	2	3	4	5	6	7	8	9	10
	2011	2012	2013	2014	2015	2016	2017	2018	2019	2020
1. Prior.....										
2. 2011.....										
3. 2012.....	XXX									
4. 2013.....	XXX	XXX								
5. 2014.....	XXX	XXX	XXX							
6. 2015.....	XXX	XXX	XXX	XXX						
7. 2016.....	XXX	XXX	XXX	XXX	XXX					
8. 2017.....	XXX	XXX	XXX	XXX	XXX	XXX				
9. 2018.....	XXX	XXX	XXX	XXX	XXX	XXX	XXX			
10. 2019.....	XXX	XXX	XXX	XXX	XXX	XXX	XXX	XXX		
11. 2020.....	XXX	XXX	XXX	XXX	XXX	XXX	XXX	XXX	XXX	

SECTION 2

Years in Which Premiums Were Earned and Losses Were Incurred	NUMBER OF CLAIMS OUTSTANDING DIRECT AND ASSUMED AT YEAR END									
	1	2	3	4	5	6	7	8	9	10
	2011	2012	2013	2014	2015	2016	2017	2018	2019	2020
1. Prior.....										
2. 2011.....										
3. 2012.....	XXX									
4. 2013.....	XXX	XXX								
5. 2014.....	XXX	XXX	XXX							
6. 2015.....	XXX	XXX	XXX	XXX						
7. 2016.....	XXX	XXX	XXX	XXX	XXX					
8. 2017.....	XXX	XXX	XXX	XXX	XXX	XXX				
9. 2018.....	XXX	XXX	XXX	XXX	XXX	XXX	XXX			
10. 2019.....	XXX	XXX	XXX	XXX	XXX	XXX	XXX	XXX		
11. 2020.....	XXX	XXX	XXX	XXX	XXX	XXX	XXX	XXX	XXX	

SECTION 3

Years in Which Premiums Were Earned and Losses Were Incurred	CUMULATIVE NUMBER OF CLAIMS REPORTED DIRECT AND ASSUMED AT YEAR END									
	1	2	3	4	5	6	7	8	9	10
	2011	2012	2013	2014	2015	2016	2017	2018	2019	2020
1. Prior.....										
2. 2011.....										
3. 2012.....	XXX									
4. 2013.....	XXX	XXX								
5. 2014.....	XXX	XXX	XXX							
6. 2015.....	XXX	XXX	XXX	XXX						
7. 2016.....	XXX	XXX	XXX	XXX	XXX					
8. 2017.....	XXX	XXX	XXX	XXX	XXX	XXX				
9. 2018.....	XXX	XXX	XXX	XXX	XXX	XXX	XXX			
10. 2019.....	XXX	XXX	XXX	XXX	XXX	XXX	XXX	XXX		
11. 2020.....	XXX	XXX	XXX	XXX	XXX	XXX	XXX	XXX	XXX	1

ANNUAL STATEMENT FOR THE YEAR 2020 OF THE Branch Insurance Exchange

SCHEDULE P - PART 5B - PRIVATE PASSENGER AUTO LIABILITY/MEDICAL

SECTION 1

Years in Which Premiums Were Earned and Losses Were Incurred	CUMULATIVE NUMBER OF CLAIMS CLOSED WITH LOSS PAYMENT DIRECT AND ASSUMED AT YEAR END									
	1	2	3	4	5	6	7	8	9	10
	2011	2012	2013	2014	2015	2016	2017	2018	2019	2020
1. Prior.....										
2. 2011.....										
3. 2012.....	XXX									
4. 2013.....	XXX	XXX								
5. 2014.....	XXX	XXX	XXX							
6. 2015.....	XXX	XXX	XXX	XXX						
7. 2016.....	XXX	XXX	XXX	XXX	XXX					
8. 2017.....	XXX	XXX	XXX	XXX	XXX	XXX				
9. 2018.....	XXX	XXX	XXX	XXX	XXX	XXX	XXX			
10. 2019.....	XXX	XXX	XXX	XXX	XXX	XXX	XXX	XXX		
11. 2020.....	XXX	XXX	XXX	XXX	XXX	XXX	XXX	XXX	XXX	

SECTION 2

Years in Which Premiums Were Earned and Losses Were Incurred	NUMBER OF CLAIMS OUTSTANDING DIRECT AND ASSUMED AT YEAR END									
	1	2	3	4	5	6	7	8	9	10
	2011	2012	2013	2014	2015	2016	2017	2018	2019	2020
1. Prior.....										
2. 2011.....										
3. 2012.....	XXX									
4. 2013.....	XXX	XXX								
5. 2014.....	XXX	XXX	XXX							
6. 2015.....	XXX	XXX	XXX	XXX						
7. 2016.....	XXX	XXX	XXX	XXX	XXX					
8. 2017.....	XXX	XXX	XXX	XXX	XXX	XXX				
9. 2018.....	XXX	XXX	XXX	XXX	XXX	XXX	XXX			
10. 2019.....	XXX	XXX	XXX	XXX	XXX	XXX	XXX	XXX		
11. 2020.....	XXX	XXX	XXX	XXX	XXX	XXX	XXX	XXX	XXX	3

SECTION 3

Years in Which Premiums Were Earned and Losses Were Incurred	CUMULATIVE NUMBER OF CLAIMS REPORTED DIRECT AND ASSUMED AT YEAR END									
	1	2	3	4	5	6	7	8	9	10
	2011	2012	2013	2014	2015	2016	2017	2018	2019	2020
1. Prior.....										
2. 2011.....										
3. 2012.....	XXX									
4. 2013.....	XXX	XXX								
5. 2014.....	XXX	XXX	XXX							
6. 2015.....	XXX	XXX	XXX	XXX						
7. 2016.....	XXX	XXX	XXX	XXX	XXX					
8. 2017.....	XXX	XXX	XXX	XXX	XXX	XXX				
9. 2018.....	XXX	XXX	XXX	XXX	XXX	XXX	XXX			
10. 2019.....	XXX	XXX	XXX	XXX	XXX	XXX	XXX	XXX		
11. 2020.....	XXX	XXX	XXX	XXX	XXX	XXX	XXX	XXX	XXX	3

Schedule P - Part 5C - Commercial Auto/Truck Liability/Medical - Section 1

N O N E

Schedule P - Part 5C - Commercial Auto/Truck Liability/Medical - Section 2

N O N E

Schedule P - Part 5C - Commercial Auto/Truck Liability/Medical - Section 3

N O N E

Schedule P-Part 5D-Workers' Compensation (Excluding Excess Workers' Compensation)-Section 1

N O N E

Schedule P-Part 5D-Workers' Compensation (Excluding Excess Workers' Compensation)-Section 2

N O N E

Schedule P-Part 5D-Workers' Compensation (Excluding Excess Workers' Compensation)-Section 3

N O N E

Schedule P - Part 5E - Commercial Multiple Peril - Section 1

N O N E

Schedule P - Part 5E - Commercial Multiple Peril - Section 2

N O N E

Schedule P - Part 5E - Commercial Multiple Peril - Section 3

N O N E

Schedule P - Part 5F - Medical Professional Liability - Occurrence - Section 1A

N O N E

Schedule P - Part 5F - Medical Professional Liability - Occurrence - Section 2A

N O N E

Schedule P - Part 5F - Medical Professional Liability - Occurrence - Section 3A

N O N E

Schedule P - Part 5F - Medical Professional Liability - Claims-Made - Section 1B

N O N E

Schedule P - Part 5F - Medical Professional Liability - Claims-Made - Section 2B

N O N E

Schedule P - Part 5F - Medical Professional Liability - Claims-Made - Section 3B

N O N E

ANNUAL STATEMENT FOR THE YEAR 2020 OF THE Branch Insurance Exchange

SCHEDULE P - PART 5H - OTHER LIABILITY - OCCURRENCE

SECTION 1A

Years in Years in Which Premiums Were Earned and Losses Were Incurred	CUMULATIVE NUMBER OF CLAIMS CLOSED WITH LOSS PAYMENT DIRECT AND ASSUMED AT YEAR END									
	1	2	3	4	5	6	7	8	9	10
	2011	2012	2013	2014	2015	2016	2017	2018	2019	2020
1. Prior.....										
2. 2011.....										
3. 2012.....	XXX									
4. 2013.....	XXX	XXX								
5. 2014.....	XXX	XXX	XXX							
6. 2015.....	XXX	XXX	XXX	XXX						
7. 2016.....	XXX	XXX	XXX	XXX	XXX					
8. 2017.....	XXX	XXX	XXX	XXX	XXX	XXX				
9. 2018.....	XXX	XXX	XXX	XXX	XXX	XXX	XXX			
10. 2019.....	XXX	XXX	XXX	XXX	XXX	XXX	XXX	XXX		
11. 2020.....	XXX	XXX	XXX	XXX	XXX	XXX	XXX	XXX	XXX	

SECTION 2A

Years in Years in Which Premiums Were Earned and Losses Were Incurred	NUMBER OF CLAIMS OUTSTANDING DIRECT AND ASSUMED AT YEAR END									
	1	2	3	4	5	6	7	8	9	10
	2011	2012	2013	2014	2015	2016	2017	2018	2019	2020
1. Prior.....										
2. 2011.....										
3. 2012.....	XXX									
4. 2013.....	XXX	XXX								
5. 2014.....	XXX	XXX	XXX							
6. 2015.....	XXX	XXX	XXX	XXX						
7. 2016.....	XXX	XXX	XXX	XXX	XXX					
8. 2017.....	XXX	XXX	XXX	XXX	XXX	XXX				
9. 2018.....	XXX	XXX	XXX	XXX	XXX	XXX	XXX			
10. 2019.....	XXX	XXX	XXX	XXX	XXX	XXX	XXX	XXX		
11. 2020.....	XXX	XXX	XXX	XXX	XXX	XXX	XXX	XXX	XXX	

SECTION 3A

Years in Years in Which Premiums Were Earned and Losses Were Incurred	CUMULATIVE NUMBER OF CLAIMS REPORTED DIRECT AND ASSUMED AT YEAR END									
	1	2	3	4	5	6	7	8	9	10
	2011	2012	2013	2014	2015	2016	2017	2018	2019	2020
1. Prior.....										
2. 2011.....										
3. 2012.....	XXX									
4. 2013.....	XXX	XXX								
5. 2014.....	XXX	XXX	XXX							
6. 2015.....	XXX	XXX	XXX	XXX						
7. 2016.....	XXX	XXX	XXX	XXX	XXX					
8. 2017.....	XXX	XXX	XXX	XXX	XXX	XXX				
9. 2018.....	XXX	XXX	XXX	XXX	XXX	XXX	XXX			
10. 2019.....	XXX	XXX	XXX	XXX	XXX	XXX	XXX	XXX		
11. 2020.....	XXX	XXX	XXX	XXX	XXX	XXX	XXX	XXX	XXX	

Schedule P - Part 5H - Other Liability - Claims-Made - Section 1B

N O N E

Schedule P - Part 5H - Other Liability - Claims-Made - Section 2B

N O N E

Schedule P - Part 5H - Other Liability - Claims-Made - Section 3B

N O N E

Schedule P - Part 5R - Products Liability - Occurrence - Section 1A

N O N E

Schedule P - Part 5R - Products Liability - Occurrence - Section 2A

N O N E

Schedule P - Part 5R - Products Liability - Occurrence - Section 3A

N O N E

Schedule P - Part 5R - Products Liability - Claims-Made - Section 1B

N O N E

Schedule P - Part 5R - Products Liability - Claims-Made - Section 2B

N O N E

Schedule P - Part 5R - Products Liability - Claims-Made - Section 3B

N O N E

Schedule P - Part 5T - Warranty - Section 1

N O N E

Schedule P - Part 5T - Warranty - Section 2

N O N E

Schedule P - Part 5T - Warranty - Section 3

N O N E

Schedule P - Part 6C - Commercial Auto/Truck Liability/Medical - Section 1

N O N E

Schedule P - Part 6C - Commercial Auto/Truck Liability/Medical - Section 2

N O N E

Schedule P-Part 6D-Workers' Compensation (Excluding Excess Workers' Compensation)-Section 1
N O N E

Schedule P-Part 6D-Workers' Compensation (Excluding Excess Workers' Compensation)-Section 2
N O N E

ANNUAL STATEMENT FOR THE YEAR 2020 OF THE Branch Insurance Exchange

SCHEDULE P - PART 6E - COMMERCIAL MULTIPLE PERIL

SECTION 1

Years in Which Premiums Were Earned and Losses Were Incurred	CUMULATIVE PREMIUMS EARNED DIRECT AND ASSUMED AT YEAR END (\$000 OMITTED)										11 Current Year Premiums Earned
	1	2	3	4	5	6	7	8	9	10	
	2011	2012	2013	2014	2015	2016	2017	2018	2019	2020	
1. Prior.....											
2. 2011.....											
3. 2012.....	XXX										
4. 2013.....	XXX	XXX									
5. 2014.....	XXX	XXX									
6. 2015.....	XXX	XXX									
7. 2016.....	XXX	XXX									
8. 2017.....	XXX	XXX									
9. 2018.....	XXX	XXX									
10. 2019.....	XXX	XXX									
11. 2020.....	XXX	XXX									
12. Totals.....	XXX	XXX									
13. Earned Premiums (Sch P-Pt. 1)											XXX

SECTION 2

Years in Which Premiums Were Earned and Losses Were Incurred	CUMULATIVE PREMIUMS EARNED CEDED AT YEAR END (\$000 OMITTED)										11 Current Year Premiums Earned
	1	2	3	4	5	6	7	8	9	10	
	2011	2012	2013	2014	2015	2016	2017	2018	2019	2020	
1. Prior.....											
2. 2011.....											
3. 2012.....	XXX										
4. 2013.....	XXX	XXX									
5. 2014.....	XXX	XXX									
6. 2015.....	XXX	XXX									
7. 2016.....	XXX	XXX									
8. 2017.....	XXX	XXX									
9. 2018.....	XXX	XXX									
10. 2019.....	XXX	XXX									
11. 2020.....	XXX	XXX									
12. Totals.....	XXX	XXX									
13. Earned Premiums (Sch P-Pt. 1)											XXX

SCHEDULE P - PART 6H - OTHER LIABILITY - OCCURRENCE

SECTION 1A

Years in Which Premiums Were Earned and Losses Were Incurred	CUMULATIVE PREMIUMS EARNED DIRECT AND ASSUMED AT YEAR END (\$000 OMITTED)										11 Current Year Premiums Earned
	1	2	3	4	5	6	7	8	9	10	
	2011	2012	2013	2014	2015	2016	2017	2018	2019	2020	
1. Prior.....											
2. 2011.....											
3. 2012.....	XXX										
4. 2013.....	XXX	XXX									
5. 2014.....	XXX	XXX	XXX								
6. 2015.....	XXX	XXX	XXX	XXX							
7. 2016.....	XXX	XXX	XXX	XXX	XXX						
8. 2017.....	XXX	XXX	XXX	XXX	XXX	XXX					
9. 2018.....	XXX	XXX	XXX	XXX	XXX	XXX	XXX				
10. 2019.....	XXX	XXX	XXX	XXX	XXX	XXX	XXX	XXX			
11. 2020.....	XXX	XXX	XXX	XXX	XXX	XXX	XXX	XXX	XXX		
12. Totals.....	XXX	XXX	XXX	XXX	XXX	XXX	XXX	XXX	XXX	XXX	
13. Earned Premiums (Sch P-Pt. 1)											1 XXX

SECTION 2A

Years in Which Premiums Were Earned and Losses Were Incurred	CUMULATIVE PREMIUMS EARNED CEDED AT YEAR END (\$000 OMITTED)										11 Current Year Premiums Earned
	1	2	3	4	5	6	7	8	9	10	
	2011	2012	2013	2014	2015	2016	2017	2018	2019	2020	
1. Prior.....											
2. 2011.....											
3. 2012.....	XXX										
4. 2013.....	XXX	XXX									
5. 2014.....	XXX	XXX	XXX								
6. 2015.....	XXX	XXX	XXX	XXX							
7. 2016.....	XXX	XXX	XXX	XXX	XXX						
8. 2017.....	XXX	XXX	XXX	XXX	XXX	XXX					
9. 2018.....	XXX	XXX	XXX	XXX	XXX	XXX	XXX				
10. 2019.....	XXX	XXX	XXX	XXX	XXX	XXX	XXX	XXX			
11. 2020.....	XXX	XXX	XXX	XXX	XXX	XXX	XXX	XXX	XXX		
12. Totals.....	XXX	XXX	XXX	XXX	XXX	XXX	XXX	XXX	XXX	XXX	
13. Earned Premiums (Sch P-Pt. 1)											1 XXX

Schedule P - Part 6H - Other Liability - Claims-Made - Section 1B

N O N E

Schedule P - Part 6H - Other Liability - Claims-Made - Section 2B

N O N E

Schedule P - Part 6M - International - Section 1

N O N E

Schedule P - Part 6M - International - Section 2

N O N E

Schedule P - Part 6N- Reinsurance A - Nonproportional Assumed Property - Section 1

N O N E

Schedule P - Part 6N- Reinsurance A - Nonproportional Assumed Property - Section 2

N O N E

Schedule P - Part 6O - Reinsurance B - Nonproportional Liability - Section 1

N O N E

Schedule P - Part 6O - Reinsurance B - Nonproportional Assumed Liability - Section 2

N O N E

Schedule P - Part 6R - Products Liability - Occurrence - Section 1A

N O N E

Schedule P - Part 6R - Products Liability - Occurrence - Section 2A

N O N E

Schedule P - Part 6R - Products Liability - Claims-Made - Section 1B

N O N E

Schedule P - Part 6R - Products Liability - Claims-Made - Section 2B

N O N E

ANNUAL STATEMENT FOR THE YEAR 2020 OF THE Branch Insurance Exchange

SCHEDULE P - PART 7A - PRIMARY LOSS SENSITIVE CONTRACTS (\$000 OMITTED)

SECTION 1

Schedule P - Part 1	1 Total Net Losses and Expenses Unpaid	2 Net Losses and Expenses Unpaid on Loss Sensitive Contracts	3 Loss Sensitive as Percentage of Total	4 Total Net Premiums Written	5 Net Premiums Written on Loss Sensitive Contracts	6 Loss Sensitive as Percentage of Total
1. Homeowners/Farmowners	4			42		
2. Private Passenger Auto Liability/ Medical	4			24		
3. Commercial Auto/Truck Liability/ Medical						
4. Workers' Compensation						
5. Commercial Multiple Peril						
6. Medical Professional Liability - Occurrence						
7. Medical Professional Liability - Claims - Made						
8. Special Liability						
9. Other Liability - Occurrence				1		
10. Other Liability - Claims-Made						
11. Special Property				1		
12. Auto Physical Damage	1			19		
13. Fidelity/Surety						
14. Other						
15. International						
16. Reinsurance - Nonproportional Assumed Property	XXX	XXX	XXX	XXX	XXX	XXX
17. Reinsurance - Nonproportional Assumed Liability	XXX	XXX	XXX	XXX	XXX	XXX
18. Reinsurance - Nonproportional Assumed Financial Lines	XXX	XXX	XXX	XXX	XXX	XXX
19. Products Liability - Occurrence						
20. Products Liability - Claims-Made						
21. Financial Guaranty/Mortgage Guaranty						
22. Warranty						
23. Totals	9			87		

SECTION 2

Years in Which Policies Were Issued	INCURRED LOSSES AND DEFENSE AND COST CONTAINMENT EXPENSES REPORTED AT YEAR END (\$000 OMITTED)									
	1	2	3	4	5	6	7	8	9	10
	2011	2012	2013	2014	2015	2016	2017	2018	2019	2020
1. Prior.....										
2. 2011.....										
3. 2012.....	XXX									
4. 2013.....	XXX	XXX								
5. 2014.....	XXX	XXX	XXX							
6. 2015.....	XXX	XXX	XXX	XXX						
7. 2016.....	XXX	XXX	XXX	XXX	XXX					
8. 2017.....	XXX	XXX	XXX	XXX	XXX	XXX				
9. 2018.....	XXX	XXX	XXX	XXX	XXX	XXX	XXX			
10. 2019.....	XXX	XXX	XXX	XXX	XXX	XXX	XXX	XXX		
11. 2020.....	XXX	XXX	XXX	XXX	XXX	XXX	XXX	XXX	XXX	

SECTION 3

Years in Which Policies Were Issued	BULK AND INCURRED BUT NOT REPORTED RESERVES FOR LOSSES AND DEFENSE AND COST CONTAINMENT EXPENSES AT YEAR END (\$000 OMITTED)									
	1	2	3	4	5	6	7	8	9	10
	2011	2012	2013	2014	2015	2016	2017	2018	2019	2020
1. Prior.....										
2. 2011.....										
3. 2012.....	XXX									
4. 2013.....	XXX	XXX								
5. 2014.....	XXX	XXX	XXX							
6. 2015.....	XXX	XXX	XXX	XXX						
7. 2016.....	XXX	XXX	XXX	XXX	XXX					
8. 2017.....	XXX	XXX	XXX	XXX	XXX	XXX				
9. 2018.....	XXX	XXX	XXX	XXX	XXX	XXX	XXX			
10. 2019.....	XXX	XXX	XXX	XXX	XXX	XXX	XXX	XXX		
11. 2020.....	XXX	XXX	XXX	XXX	XXX	XXX	XXX	XXX	XXX	

ANNUAL STATEMENT FOR THE YEAR 2020 OF THE Branch Insurance Exchange

SCHEDULE P - PART 7A - PRIMARY LOSS SENSITIVE CONTRACTS (Continued)

SECTION 4

Years in Which Policies Were Issued	NET EARNED PREMIUMS REPORTED AT YEAR END (\$000 OMITTED)									
	1	2	3	4	5	6	7	8	9	10
	2011	2012	2013	2014	2015	2016	2017	2018	2019	2020
1. Prior.....										
2. 2011.....										
3. 2012.....	XXX									
4. 2013.....	XXX	XXX								
5. 2014.....	XXX	XXX	XXX							
6. 2015.....	XXX	XXX	XXX	XXX						
7. 2016.....	XXX	XXX	XXX	XXX	XXX					
8. 2017.....	XXX	XXX	XXX	XXX	XXX	XXX				
9. 2018.....	XXX	XXX	XXX	XXX	XXX	XXX	XXX			
10. 2019.....	XXX	XXX	XXX	XXX	XXX	XXX	XXX	XXX		
11. 2020.....	XXX	XXX	XXX	XXX	XXX	XXX	XXX	XXX	XXX	

SECTION 5

Years in Which Policies Were Issued	NET RESERVE FOR PREMIUM ADJUSTMENTS AND ACCRUED RETROSPECTIVE PREMIUMS AT YEAR END (\$000 OMITTED)									
	1	2	3	4	5	6	7	8	9	10
	2011	2012	2013	2014	2015	2016	2017	2018	2019	2020
1. Prior.....										
2. 2011.....										
3. 2012.....	XXX									
4. 2013.....	XXX	XXX								
5. 2014.....	XXX	XXX	XXX							
6. 2015.....	XXX	XXX	XXX	XXX						
7. 2016.....	XXX	XXX	XXX	XXX	XXX					
8. 2017.....	XXX	XXX	XXX	XXX	XXX	XXX				
9. 2018.....	XXX	XXX	XXX	XXX	XXX	XXX	XXX			
10. 2019.....	XXX	XXX	XXX	XXX	XXX	XXX	XXX	XXX		
11. 2020.....	XXX	XXX	XXX	XXX	XXX	XXX	XXX	XXX	XXX	

ANNUAL STATEMENT FOR THE YEAR 2020 OF THE Branch Insurance Exchange

SCHEDULE P - PART 7B - REINSURANCE LOSS SENSITIVE CONTRACTS (\$000 OMITTED)

SECTION 1

Schedule P - Part 1	1 Total Net Losses and Expenses Unpaid	2 Net Losses and Expenses Unpaid on Loss Sensitive Contracts	3 Loss Sensitive as Percentage of Total	4 Total Net Premiums Written	5 Net Premiums Written on Loss Sensitive Contracts	6 Loss Sensitive as Percentage of Total
1. Homeowners/Farmowners	4			42		
2. Private Passenger Auto Liability/Medical	4			24		
3. Commercial Auto/Truck Liability/Medical						
4. Workers' Compensation						
5. Commercial Multiple Peril						
6. Medical Professional Liability - Occurrence						
7. Medical Professional Liability - Claims - Made						
8. Special Liability						
9. Other Liability - Occurrence				1		
10. Other Liability - Claims-Made						
11. Special Property				1		
12. Auto Physical Damage	1			19		
13. Fidelity/Surety						
14. Other						
15. International						
16. Reinsurance - Nonproportional Assumed Property						
17. Reinsurance - Nonproportional Assumed Liability						
18. Reinsurance - Nonproportional Assumed Financial Lines						
19. Products Liability - Occurrence						
20. Products Liability - Claims-Made						
21. Financial Guaranty/Mortgage Guaranty						
22. Warranty						
23. Totals	9			87		

SECTION 2

Years in Which Policies Were Issued	INCURRED LOSSES AND DEFENSE AND COST CONTAINMENT EXPENSES REPORTED AT YEAR END (\$000 OMITTED)									
	1	2	3	4	5	6	7	8	9	10
	2011	2012	2013	2014	2015	2016	2017	2018	2019	2020
1. Prior.....										
2. 2011.....										
3. 2012.....	XXX									
4. 2013.....	XXX	XXX								
5. 2014.....	XXX	XXX	XXX							
6. 2015.....	XXX	XXX	XXX	XXX						
7. 2016.....	XXX	XXX	XXX	XXX	XXX					
8. 2017.....	XXX	XXX	XXX	XXX	XXX	XXX				
9. 2018.....	XXX	XXX	XXX	XXX	XXX	XXX	XXX			
10. 2019.....	XXX	XXX	XXX	XXX	XXX	XXX	XXX	XXX		
11. 2020.....	XXX	XXX	XXX	XXX	XXX	XXX	XXX	XXX	XXX	

SECTION 3

Years in Which Policies Were Issued	BULK AND INCURRED BUT NOT REPORTED RESERVES FOR LOSSES AND DEFENSE AND COST CONTAINMENT EXPENSES AT YEAR END (\$000 OMITTED)									
	1	2	3	4	5	6	7	8	9	10
	2011	2012	2013	2014	2015	2016	2017	2018	2019	2020
1. Prior.....										
2. 2011.....										
3. 2012.....	XXX									
4. 2013.....	XXX	XXX								
5. 2014.....	XXX	XXX	XXX							
6. 2015.....	XXX	XXX	XXX	XXX						
7. 2016.....	XXX	XXX	XXX	XXX	XXX					
8. 2017.....	XXX	XXX	XXX	XXX	XXX	XXX				
9. 2018.....	XXX	XXX	XXX	XXX	XXX	XXX	XXX			
10. 2019.....	XXX	XXX	XXX	XXX	XXX	XXX	XXX	XXX		
11. 2020.....	XXX	XXX	XXX	XXX	XXX	XXX	XXX	XXX	XXX	

ANNUAL STATEMENT FOR THE YEAR 2020 OF THE Branch Insurance Exchange

SCHEDULE P - PART 7B - REINSURANCE LOSS SENSITIVE CONTRACTS (Continued)

SECTION 4

Years in Which Policies Were Issued	NET EARNED PREMIUMS REPORTED AT YEAR END (\$000 OMITTED)									
	1	2	3	4	5	6	7	8	9	10
	2011	2012	2013	2014	2015	2016	2017	2018	2019	2020
1. Prior.....										
2. 2011.....										
3. 2012.....	XXX									
4. 2013.....	XXX	XXX								
5. 2014.....	XXX	XXX	XXX							
6. 2015.....	XXX	XXX	XXX	XXX						
7. 2016.....	XXX	XXX	XXX	XXX	XXX					
8. 2017.....	XXX	XXX	XXX	XXX	XXX	XXX				
9. 2018.....	XXX	XXX	XXX	XXX	XXX	XXX	XXX			
10. 2019.....	XXX	XXX	XXX	XXX	XXX	XXX	XXX	XXX		
11. 2020.....	XXX	XXX	XXX	XXX	XXX	XXX	XXX	XXX	XXX	

SECTION 5

Years in Which Policies Were Issued	NET RESERVE FOR PREMIUM ADJUSTMENTS AND ACCRUED RETROSPECTIVE PREMIUMS AT YEAR END (\$000 OMITTED)									
	1	2	3	4	5	6	7	8	9	10
	2011	2012	2013	2014	2015	2016	2017	2018	2019	2020
1. Prior.....										
2. 2011.....										
3. 2012.....	XXX									
4. 2013.....	XXX	XXX								
5. 2014.....	XXX	XXX	XXX							
6. 2015.....	XXX	XXX	XXX	XXX						
7. 2016.....	XXX	XXX	XXX	XXX	XXX					
8. 2017.....	XXX	XXX	XXX	XXX	XXX	XXX				
9. 2018.....	XXX	XXX	XXX	XXX	XXX	XXX	XXX			
10. 2019.....	XXX	XXX	XXX	XXX	XXX	XXX	XXX	XXX		
11. 2020.....	XXX	XXX	XXX	XXX	XXX	XXX	XXX	XXX	XXX	

SECTION 6

Years in Which Policies Were Issued	INCURRED ADJUSTABLE COMMISSIONS REPORTED AT YEAR END (\$000 OMITTED)									
	1	2	3	4	5	6	7	8	9	10
	2011	2012	2013	2014	2015	2016	2017	2018	2019	2020
1. Prior.....										
2. 2011.....										
3. 2012.....	XXX									
4. 2013.....	XXX	XXX								
5. 2014.....	XXX	XXX	XXX							
6. 2015.....	XXX	XXX	XXX	XXX						
7. 2016.....	XXX	XXX	XXX	XXX	XXX					
8. 2017.....	XXX	XXX	XXX	XXX	XXX	XXX				
9. 2018.....	XXX	XXX	XXX	XXX	XXX	XXX	XXX			
10. 2019.....	XXX	XXX	XXX	XXX	XXX	XXX	XXX	XXX		
11. 2020.....	XXX	XXX	XXX	XXX	XXX	XXX	XXX	XXX	XXX	

SECTION 7

Years in Which Policies Were Issued	RESERVES FOR COMMISSION ADJUSTMENTS AT YEAR END (\$000 OMITTED)									
	1	2	3	4	5	6	7	8	9	10
	2011	2012	2013	2014	2015	2016	2017	2018	2019	2020
1. Prior.....										
2. 2011.....										
3. 2012.....	XXX									
4. 2013.....	XXX	XXX								
5. 2014.....	XXX	XXX	XXX							
6. 2015.....	XXX	XXX	XXX	XXX						
7. 2016.....	XXX	XXX	XXX	XXX	XXX					
8. 2017.....	XXX	XXX	XXX	XXX	XXX	XXX				
9. 2018.....	XXX	XXX	XXX	XXX	XXX	XXX	XXX			
10. 2019.....	XXX	XXX	XXX	XXX	XXX	XXX	XXX	XXX		
11. 2020.....	XXX	XXX	XXX	XXX	XXX	XXX	XXX	XXX	XXX	

ANNUAL STATEMENT FOR THE YEAR 2020 OF THE Branch Insurance Exchange

SCHEDULE P INTERROGATORIES

1. The following questions relate to yet-to-be-issued Extended Reporting Endorsements (EREs) arising from Death, Disability, or Retirement (DDR) provisions in Medical Professional Liability Claims Made insurance policies. EREs provided for reasons other than DDR are not to be included.
- 1.1 Does the company issue Medical Professional Liability Claims Made insurance policies that provide tail (also known as an extended reporting endorsement, or “ERE”) benefits in the event of Death, Disability, or Retirement (DDR) at a reduced charge or at no additional cost? Yes [] No [X]
If the answer to question 1.1 is “no”, leave the following questions blank. If the answer to question 1.1 is “yes”, please answer the following questions:
- 1.2 What is the total amount of the reserve for that provision (DDR Reserve), as reported, explicitly or not, elsewhere in this statement (in dollars)?\$
- 1.3 Does the company report any DDR reserve as Unearned Premium Reserve per SSAP #65? Yes [] No []
- 1.4 Does the company report any DDR reserve as loss or loss adjustment expense reserve? Yes [] No []
- 1.5 If the company reports DDR reserve as Unearned Premium Reserve, does that amount match the figure on the Underwriting and Investment Exhibit, Part 1A - Recapitulation of all Premiums (Page 7) Column 2, Lines 11.1 plus 11.2? Yes [] No [] N/A [X]
- 1.6 If the company reports DDR reserve as loss or loss adjustment expense reserve, please complete the following table corresponding to where these reserves are reported in Schedule P:

Years in Which Premiums Were Earned and Losses Were Incurred		DDR Reserve Included in Schedule P, Part 1F, Medical Professional Liability Column 24: Total Net Losses and Expenses Unpaid	
		1 Section 1: Occurrence	2 Section 2: Claims-Made
1.601	Prior		
1.602	2011		
1.603	2012		
1.604	2013		
1.605	2014		
1.606	2015		
1.607	2016		
1.608	2017		
1.609	2018		
1.610	2019		
1.611	2020		
1.612	Totals		

2. The definition of allocated loss adjustment expenses (ALAE) and, therefore, unallocated loss adjustment expenses (ULAE) was changed effective January 1, 1998. This change in definition applies to both paid and unpaid expenses. Are these expenses (now reported as “Defense and Cost Containment” and “Adjusting and Other”) reported in compliance with these definitions in this statement? Yes [X] No []
3. The Adjusting and Other expense payments and reserves should be allocated to the years in which the losses were incurred based on the number of claims reported, closed and outstanding in those years. When allocating Adjusting and Other expense between companies in a group or a pool, the Adjusting and Other expense should be allocated in the same percentage used for the loss amounts and the claim counts. For reinsurers, Adjusting and Other expense assumed should be reported according to the reinsurance contract. For Adjusting and Other expense incurred by reinsurers, or in those situations where suitable claim count information is not available, Adjusting and Other expense should be allocated by a reasonable method determined by the company and described in Interrogatory 7, below. Are they so reported in this Statement? Yes [X] No []
4. Do any lines in Schedule P include reserves that are reported gross of any discount to present value of future payments, and that are reported net of such discounts on Page 10? Yes [] No [X]

If yes, proper disclosure must be made in the Notes to Financial Statements, as specified in the Instructions. Also, the discounts must be reported in Schedule P - Part 1, Columns 32 and 33. Schedule P must be completed gross of non-tabular discounting. Work papers relating to discount calculations must be available for examination upon request.
Discounting is allowed only if expressly permitted by the state insurance department to which this Annual Statement is being filed.
5. What were the net premiums in force at the end of the year for:
(in thousands of dollars)

5.1 Fidelity
5.2 Surety
6. Claim count information is reported per claim or per claimant (Indicate which).per claim.....
If not the same in all years, explain in Interrogatory 7.
- 7.1 The information provided in Schedule P will be used by many persons to estimate the adequacy of the current loss and expense reserves, among other things. Are there any especially significant events, coverage, retention or accounting changes that have occurred that must be considered when making such analyses? Yes [] No [X]
- 7.2 (An extended statement may be attached.)
.....

SCHEDULE T - PART 2
INTERSTATE COMPACT - EXHIBIT OF PREMIUMS WRITTEN

Allocated by States and Territories

		Direct Business Only					
		1	2	3	4	5	6
States, Etc.		Life (Group and Individual)	Annuities (Group and Individual)	Disability Income (Group and Individual)	Long-Term Care (Group and Individual)	Deposit-Type Contracts	Totals
1.	Alabama	AL					
2.	Alaska	AK					
3.	Arizona	AZ					
4.	Arkansas	AR					
5.	California	CA					
6.	Colorado	CO					
7.	Connecticut	CT					
8.	Delaware	DE					
9.	District of Columbia	DC					
10.	Florida	FL					
11.	Georgia	GA					
12.	Hawaii	HI					
13.	Idaho	ID					
14.	Illinois	IL					
15.	Indiana	IN					
16.	Iowa	IA					
17.	Kansas	KS					
18.	Kentucky	KY					
19.	Louisiana	LA					
20.	Maine	ME					
21.	Maryland	MD					
22.	Massachusetts	MA					
23.	Michigan	MI					
24.	Minnesota	MN					
25.	Mississippi	MS					
26.	Missouri	MO					
27.	Montana	MT					
28.	Nebraska	NE					
29.	Nevada	NV					
30.	New Hampshire	NH					
31.	New Jersey	NJ					
32.	New Mexico	NM					
33.	New York	NY					
34.	North Carolina	NC					
35.	North Dakota	ND					
36.	Ohio	OH					
37.	Oklahoma	OK					
38.	Oregon	OR					
39.	Pennsylvania	PA					
40.	Rhode Island	RI					
41.	South Carolina	SC					
42.	South Dakota	SD					
43.	Tennessee	TN					
44.	Texas	TX					
45.	Utah	UT					
46.	Vermont	VT					
47.	Virginia	VA					
48.	Washington	WA					
49.	West Virginia	WV					
50.	Wisconsin	WI					
51.	Wyoming	WY					
52.	American Samoa	AS					
53.	Guam	GU					
54.	Puerto Rico	PR					
55.	U.S. Virgin Islands	VI					
56.	Northern Mariana Islands	MP					
57.	Canada	CAN					
58.	Aggregate Other Alien	OT					
59.	Total						

NONE

Schedule Y - Part 1A - Detail of Insurance Holding Company System

N O N E

Schedule Y - Part 1A - Explanations

N O N E

Schedule Y - Part 2

N O N E

ANNUAL STATEMENT FOR THE YEAR 2020 OF THE Branch Insurance Exchange







SUPPLEMENTAL EXHIBITS AND SCHEDULES INTERROGATORIES

The following supplemental reports are required to be filed as part of your statement filing unless specifically waived by the domiciliary state. However, in the event that your domiciliary state waives the filing requirement, your response of **WAIVED** to the specific interrogatory will be accepted in lieu of filing a “NONE” report and a bar code will be printed below. If the supplement is required of your company but is not being filed for whatever reason enter **SEE EXPLANATION** and provide an explanation following the interrogatory questions.

	Responses
MARCH FILING	
1. Will an actuarial opinion be filed by March 1?	WAIVED
2. Will the Supplemental Compensation Exhibit be filed with the state of domicile by March 1?	YES
3. Will the confidential Risk-based Capital Report be filed with the NAIC by March 1?.....	YES
4. Will the confidential Risk-based Capital Report be filed with the state of domicile, if required by March 1?	YES
APRIL FILING	
5. Will the Insurance Expense Exhibit be filed with the state of domicile and the NAIC by April 1?	YES
6. Will Management’s Discussion and Analysis be filed by April 1?	YES
7. Will the Supplemental Investment Risk Interrogatories be filed by April 1?	YES
MAY FILING	
8. Will this company be included in a combined annual statement which is filed with the NAIC by May 1?	WAIVED
JUNE FILING	
9. Will an audited financial report be filed by June 1?	YES
10. Will Accountant's Letter of Qualifications be filed with the state of domicile and electronically with the NAIC by June 1?	YES
AUGUST FILING	
11. Will the regulator-only (non-public) Communication of Internal Control Related Matters Noted in Audit be filed with the state of domicile and electronically with the NAIC (as a regulator-only non-public document) by August 1?	YES













The following supplemental reports are required to be filed as part of your annual statement filing **if your company is engaged in the type of business covered by the supplement. However, in the event that your company does not transact the type of business for which the special report must be filed, your response of NO to the specific interrogatory will be accepted in lieu of filing a “NONE” report and a bar code will be printed below.** If the supplement is required of your company but is not being filed for whatever reason enter **SEE EXPLANATION** and provide an explanation following the interrogatory questions.

MARCH FILING	
12. Will Schedule SIS (Stockholder Information Supplement) be filed with the state of domicile by March 1?	NO
13. Will the Financial Guaranty Insurance Exhibit be filed by March 1?.....	NO
14. Will the Medicare Supplement Insurance Experience Exhibit be filed with the state of domicile and the NAIC by March 1?.....	NO
15. Will Supplement A to Schedule T (Medical Professional Liability Supplement) be filed by March 1?	NO
16. Will the Trusteed Surplus Statement be filed with the state of domicile and the NAIC by March 1?	NO
17. Will the Premiums Attributed to Protected Cells Exhibit be filed by March 1?	NO
18. Will the Reinsurance Summary Supplemental Filing for General Interrogatory 9 be filed with the state of domicile and the NAIC by March 1?	NO
19. Will the Medicare Part D Coverage Supplement be filed with the state of domicile and the NAIC by March 1?.....	NO
20. Will the confidential Actuarial Opinion Summary be filed with the state of domicile, if required, by March 15 (or the date otherwise specified)?.....	NO
21. Will the Reinsurance Attestation Supplement be filed with the state of domicile and the NAIC by March 1?	YES
22. Will the Exceptions to the Reinsurance Attestation Supplement be filed with the state of domicile by March 1?	NO
23. Will the Bail Bond Supplement be filed with the state of domicile and the NAIC by March 1?	NO
24. Will the Director and Officer Insurance Coverage Supplement be filed with the state of domicile and the NAIC by March 1?	NO
25. Will an approval from the reporting entity’s state of domicile for relief related to the five-year rotation requirement for lead audit partner be filed electronically with the NAIC by March 1?	NO
26. Will an approval from the reporting entity’s state of domicile for relief related to the one-year cooling off period for independent CPA be filed electronically with the NAIC by March 1?	NO
27. Will an approval from the reporting entity’s state of domicile for relief related to the Requirements for Audit Committees be filed electronically with the NAIC by March 1?.....	NO
28. Will the Supplemental Schedule for Reinsurance Counterparty Reporting Exception - Asbestos and Pollution Contracts be filed with the state of domicile and the NAIC by March 1?.....	NO
APRIL FILING	
29. Will the Credit Insurance Experience Exhibit be filed with the state of domicile and the NAIC by April 1?	NO
30. Will the Long-term Care Experience Reporting Forms be filed with the state of domicile and the NAIC by April 1?	NO
31. Will the Accident and Health Policy Experience Exhibit be filed by April 1?	NO
32. Will the Supplemental Health Care Exhibit (Parts 1, 2 and 3) be filed with the state of domicile and the NAIC by April 1?	NO
33. Will the regulator only (non-public) Supplemental Health Care Exhibit’s Expense Allocation Report be filed with the state of domicile and the NAIC by April 1?	NO
34. Will the Cybersecurity and Identity Theft Insurance Coverage Supplement be filed with the state of domicile and the NAIC by April 1?	NO
35. Will the Life, Health & Annuity Guaranty Association Model Act Assessment Base Reconciliation Exhibit be filed with the state of domicile and the NAIC by April 1?	NO
36. Will the Adjustments to the Life, Health & Annuity Guaranty Association Model Act Assessment Base Reconciliation Exhibit (if required) be filed with the state of domicile and the NAIC by April 1?	NO
37. Will the Private Flood Insurance Supplement be filed with the state of domicile and the NAIC by April 1?	NO
AUGUST FILING	
38. Will Management’s Report of Internal Control Over Financial Reporting be filed with the state of domicile by August 1?	NO
Explanations:	
12.	
13.	
14.	
15.	
16.	
17.	
18.	
19.	
20.	
22.	
23.	
24.	
25.	
26.	
27.	
28.	
29.	
30.	
31.	
32.	
33.	
34.	
35.	
36.	
37.	
38.	0

Bar Codes:	
1. Actuarial Opinion [Document Identifier 440]	
8. Combined Statement [Document Identifier 201]	
12. SIS Stockholder Information Supplement [Document Identifier 420]	
13. Financial Guaranty Insurance Exhibit [Document Identifier 240]	
14. Medicare Supplement Insurance Experience Exhibit [Document Identifier 360]	
15. Supplement A to Schedule T [Document Identifier 455]	

ANNUAL STATEMENT FOR THE YEAR 2020 OF THE Branch Insurance Exchange

SUPPLEMENTAL EXHIBITS AND SCHEDULES INTERROGATORIES

16.	Trusteed Surplus Statement [Document Identifier 490]	 1 6 8 2 5 2 0 2 0 4 6 0 0 0 0 0 0
17.	Premiums Attributed to Protected Cells Exhibit [Document Identifier 385]	 1 6 8 2 5 2 0 2 0 3 8 5 0 0 0 0 0
18.	Reinsurance Summary Supplemental Filing [Document Identifier 401]	 1 6 8 2 5 2 0 2 0 4 0 1 0 0 0 0 0
19.	Medicare Part D Coverage Supplement [Document Identifier 365]	 1 6 8 2 5 2 0 2 0 3 6 5 0 0 0 0 0
20.	Actuarial Opinion Summary (AOS) [Document Identifier 441]	 1 6 8 2 5 2 0 2 0 4 4 1 0 0 0 0 0
22.	Exceptions to the Reinsurance Attestation Supplement [Document Identifier 400]	 1 6 8 2 5 2 0 2 0 4 0 0 0 0 0 0 0
23.	Bail Bond Supplement [Document Identifier 500]	 1 6 8 2 5 2 0 2 0 5 0 0 0 0 0 0 0
24.	Director and Officer Insurance Coverage Supplement [Document Identifier 505]	 1 6 8 2 5 2 0 2 0 5 0 5 0 0 0 0 0
25.	Relief from the five-year rotation requirement for lead audit partner [Document Identifier 224]	 1 6 8 2 5 2 0 2 0 2 2 4 0 0 0 0 0
26.	Relief from the one-year cooling off period for independent CPA [Document Identifier 225]	 1 6 8 2 5 2 0 2 0 2 2 5 0 0 0 0 0
27.	Relief from the Requirements for Audit Committees [Document Identifier 226]	 1 6 8 2 5 2 0 2 0 2 2 6 0 0 0 0 0
28.	Reinsurance Counterparty Reporting Exception – Asbestos and Pollution Contracts [Document Identifier 555]	 1 6 8 2 5 2 0 2 0 5 5 5 0 0 0 0 0
29.	Credit Insurance Experience Exhibit [Document Identifier 230]	 1 6 8 2 5 2 0 2 0 2 3 0 0 0 0 0 0
30.	Long-Term Care Experience Reporting Forms [Document Identifier 306]	 1 6 8 2 5 2 0 2 0 3 0 6 0 0 0 0 0
31.	Accident and Health Policy Experience Exhibit [Document Identifier 210]	 1 6 8 2 5 2 0 2 0 2 1 0 0 0 0 0 0
32.	Supplemental Health Care Exhibit (Parts 1, 2 and 3) [Document Identifier 216]	 1 6 8 2 5 2 0 2 0 2 1 6 0 0 0 0 0
33.	Supplemental Health Care Exhibit's Expense Allocation Report [Document Identifier 217]	 1 6 8 2 5 2 0 2 0 2 1 7 0 0 0 0 0
34.	Cybersecurity and Identity Theft Insurance Coverage Supplement [Document Identifier 550]	 1 6 8 2 5 2 0 2 0 5 5 0 0 0 0 0 0
35.	Life, Health & Annuity Guaranty Association Model Act Assessment Base Reconciliation Exhibit [Document Identifier 290]	 1 6 8 2 5 2 0 2 0 2 9 0 0 0 0 0 0
36.	Adjustments to the Life, Health & Annuity Guaranty Association Model Act Assessment Base Reconciliation Exhibit [Document Identifier 300]	 1 6 8 2 5 2 0 2 0 3 0 0 0 0 0 0 0
37.	Private Flood Insurance Supplement [Document Identifier 560]	 1 6 8 2 5 2 0 2 0 5 6 0 0 0 0 0 0
38.	Management's Report of Internal Control Over Financial Reporting [Document Identifier 223]	 0

OVERFLOW PAGE FOR WRITE-INS

NONE