



PROPERTY AND CASUALTY COMPANIES - ASSOCIATION EDITION

ANNUAL STATEMENT

FOR THE YEAR ENDED DECEMBER 31, 2020
OF THE CONDITION AND AFFAIRS OF THE

Cincinnati Equitable Insurance Company

NAIC Group Code0838(Current)NAIC Company Code16721Employer's ID Number31-0239840

Organized under the Laws ofOhio, State of Domicile or Port of EntryOH
Country of DomicileUnited States of America

Incorporated/Organized01/24/1827Commenced Business07/17/1826

Statutory Home Office525 Vine Street, Suite 1925Cincinnati, OH, US 45202
(Street and Number)(City or Town, State, Country and Zip Code)

Main Administrative Office525 Vine Street, Suite 1925Cincinnati, OH, US 45202
(Street and Number)(City or Town, State, Country and Zip Code)
513-621-1826
(Area Code) (Telephone Number)

Mail Address525 Vine Street, Suite 1925Cincinnati, OH, US 45202
(Street and Number or P.O. Box)(City or Town, State, Country and Zip Code)

Primary Location of Books and Records525 Vine Street, Suite 1925Cincinnati, OH, US 45202
(Street and Number)(City or Town, State, Country and Zip Code)
513-621-1826
(Area Code) (Telephone Number)

Internet Website Addresswww.cineqlife.com

Statutory Statement ContactGregory A. Baker513-621-1826
(Name)(Area Code) (Telephone Number)
gbaker@cineqlife.com513-621-4531
(E-mail Address)(FAX Number)

OFFICERS

PresidentCarl Joseph Bednarski #SecretaryAndrew James Kok

Executive Vice PresidentDonald Eugene Simon #TreasurerDavid Duane Baker

OTHER

Thomas Alan Schrote #, Chief Operating OfficerGregory Allen Baker, Chief Financial Officer

DIRECTORS OR TRUSTEES

David Howard Bahrman	Carl Joseph Bednarski	Douglas Elgin Darling
Michael Allen DeRuiter	Travis Edward Fahley	Michael Charles Fusilier
Andrew Kent Hagenow	Jeffery Blair Sandborn	Benjamin Jeffery LaCross
Brigette Louise Leach	Jennifer Lynn Lewis	Patrick William McGuire
Michael Richard Mulders	Stephanie Lee Schafer	Leona Mary Daniels
Larry Martin Shaw #		

State ofMichiganSS:
County ofEaton

The officers of this reporting entity being duly sworn, each depose and say that they are the described officers of said reporting entity, and that on the reporting period stated above, all of the herein described assets were the absolute property of the said reporting entity, free and clear from any liens or claims thereon, except as herein stated, and that this statement, together with related exhibits, schedules and explanations therein contained, annexed or referred to, is a full and true statement of all the assets and liabilities and of the condition and affairs of the said reporting entity as of the reporting period stated above, and of its income and deductions therefrom for the period ended, and have been completed in accordance with the NAIC Annual Statement Instructions and Accounting Practices and Procedures manual except to the extent that: (1) state law may differ; or, (2) that state rules or regulations require differences in reporting not related to accounting practices and procedures, according to the best of their information, knowledge and belief, respectively. Furthermore, the scope of this attestation by the described officers also includes the related corresponding electronic filing with the NAIC, when required, that is an exact copy (except for formatting differences due to electronic filing) of the enclosed statement. The electronic filing may be requested by various regulators in lieu of or in addition to the enclosed statement.

Thomas Alan Schrote
Chief Operating Officer

Andrew James Kok
Secretary

David Duane Baker
Treasurer

Subscribed and sworn to before me this
day of

a. Is this an original filing? Yes [X] No []
b. If no,
1. State the amendment number.....
2. Date filed
3. Number of pages attached.....



ANNUAL STATEMENT FOR THE YEAR 2020 OF THE Cincinnati Equitable Insurance Company
EXHIBIT OF PREMIUMS AND LOSSES (Statutory Page 14)

NAIC Group Code 0838 BUSINESS IN THE STATE OF Illinois DURING THE YEAR 2020 NAIC Company Code 16721

Line of Business	Gross Premiums, Including Policy and Membership Fees, Less Return Premiums and Premiums on Policies not Taken		3 Dividends Paid or Credited to Policyholders on Direct Business	4 Direct Unearned Premium Reserves	5 Direct Losses Paid (deducting salvage)	6 Direct Losses Incurred	7 Direct Losses Unpaid	8 Direct Defense and Cost Containment Expense Paid	9 Direct Defense and Cost Containment Expense Incurred	10 Direct Defense and Cost Containment Expense Unpaid	11 Commissions and Brokerage Expenses	12 Taxes, Licenses and Fees
	1 Direct Premiums Written	2 Direct Premiums Earned										
1. Fire												
2.1 Allied lines												
2.2 Multiple peril crop												
2.3 Federal flood												
2.4 Private crop												
2.5 Private flood												
3. Farmowners multiple peril												
4. Homeowners multiple peril												
5.1 Commercial multiple peril (non-liability portion)												
5.2 Commercial multiple peril (liability portion)												
6. Mortgage guaranty												
8. Ocean marine												
9. Inland marine												
10. Financial guaranty												
11. Medical professional liability												
12. Earthquake												
13. Group accident and health (b)												
14. Credit accident and health (group and individual)												
15.1 Collectively renewable accident and health (b)												
15.2 Non-cancelable accident and health(b)												
15.3 Guaranteed renewable accident and health(b)												
15.4 Non-renewable for stated reasons only (b)												
15.5 Other accident only												
15.6 Medicare Title XVIII exempt from state taxes or fees												
15.7 All other accident and health (b)												
15.8 Federal employees health benefits plan premium (b)												
16. Workers' compensation												
17.1 Other Liability - occurrence												
17.2 Other Liability - claims made												
17.3 Excess workers' compensation												
18. Products liability												
19.1 Private passenger auto no-fault (personal injury protection)												
19.2 Other private passenger auto liability												
19.3 Commercial auto no-fault (personal injury protection)												
19.4 Other commercial auto liability												
21.1 Private passenger auto physical damage												
21.2 Commercial auto physical damage												
22. Aircraft (all perils)												
23. Fidelity												
24. Surety												
26. Burglary and theft												
27. Boiler and machinery												
28. Credit												
29. International												
30. Warranty												
34. Aggregate write-ins for other lines of business												
35. TOTALS (a)												
DETAILS OF WRITE-INS												
3401.												
3402.												
3403.												
3498. Summary of remaining write-ins for Line 34 from overflow page												
3499. Totals (Lines 3401 thru 3403 plus 3498)(Line 34 above)												

(a) Finance and service charges not included in Lines 1 to 35 \$
(b) For health business on indicated lines report: Number of persons insured under PPO managed care products and number of persons insured under indemnity only products



ANNUAL STATEMENT FOR THE YEAR 2020 OF THE Cincinnati Equitable Insurance Company
EXHIBIT OF PREMIUMS AND LOSSES (Statutory Page 14)

NAIC Group Code 0838 BUSINESS IN THE STATE OF Indiana DURING THE YEAR 2020 NAIC Company Code 16721

Line of Business	Gross Premiums, Including Policy and Membership Fees, Less Return Premiums and Premiums on Policies not Taken		3 Dividends Paid or Credited to Policyholders on Direct Business	4 Direct Unearned Premium Reserves	5 Direct Losses Paid (deducting salvage)	6 Direct Losses Incurred	7 Direct Losses Unpaid	8 Direct Defense and Cost Containment Expense Paid	9 Direct Defense and Cost Containment Expense Incurred	10 Direct Defense and Cost Containment Expense Unpaid	11 Commissions and Brokerage Expenses	12 Taxes, Licenses and Fees
	1 Direct Premiums Written	2 Direct Premiums Earned										
1. Fire												
2.1 Allied lines												
2.2 Multiple peril crop												
2.3 Federal flood												
2.4 Private crop												
2.5 Private flood												
3. Farmowners multiple peril												
4. Homeowners multiple peril												
5.1 Commercial multiple peril (non-liability portion)												
5.2 Commercial multiple peril (liability portion)												
6. Mortgage guaranty												
8. Ocean marine												
9. Inland marine												
10. Financial guaranty												
11. Medical professional liability												
12. Earthquake												
13. Group accident and health (b)												
14. Credit accident and health (group and individual)												
15.1 Collectively renewable accident and health (b)												
15.2 Non-cancelable accident and health(b)												
15.3 Guaranteed renewable accident and health(b)												
15.4 Non-renewable for stated reasons only (b)												
15.5 Other accident only												
15.6 Medicare Title XVIII exempt from state taxes or fees												
15.7 All other accident and health (b)												
15.8 Federal employees health benefits plan premium (b)												
16. Workers' compensation												
17.1 Other Liability - occurrence												
17.2 Other Liability - claims made												
17.3 Excess workers' compensation												
18. Products liability												
19.1 Private passenger auto no-fault (personal injury protection)												
19.2 Other private passenger auto liability												
19.3 Commercial auto no-fault (personal injury protection)												
19.4 Other commercial auto liability												
21.1 Private passenger auto physical damage												
21.2 Commercial auto physical damage												
22. Aircraft (all perils)												
23. Fidelity												
24. Surety												
26. Burglary and theft												
27. Boiler and machinery												
28. Credit												
29. International												
30. Warranty												
34. Aggregate write-ins for other lines of business												
35. TOTALS (a)												
DETAILS OF WRITE-INS												
3401.												
3402.												
3403.												
3498. Summary of remaining write-ins for Line 34 from overflow page												
3499. Totals (Lines 3401 thru 3403 plus 3498)(Line 34 above)												

(a) Finance and service charges not included in Lines 1 to 35 \$
(b) For health business on indicated lines report: Number of persons insured under PPO managed care products and number of persons insured under indemnity only products



ANNUAL STATEMENT FOR THE YEAR 2020 OF THE Cincinnati Equitable Insurance Company

EXHIBIT OF PREMIUMS AND LOSSES (Statutory Page 14)

NAIC Group Code 0838 BUSINESS IN THE STATE OF Kentucky DURING THE YEAR 2020 NAIC Company Code 16721

Line of Business	Gross Premiums, Including Policy and Membership Fees, Less Return Premiums and Premiums on Policies not Taken		3	4	5	6	7	8	9	10	11	12
	1	2										
	Direct Premiums Written	Direct Premiums Earned	Dividends Paid or Credited to Policyholders on Direct Business	Direct Unearned Premium Reserves	Direct Losses Paid (deducting salvage)	Direct Losses Incurred	Direct Losses Unpaid	Direct Defense and Cost Containment Expense Paid	Direct Defense and Cost Containment Expense Incurred	Direct Defense and Cost Containment Expense Unpaid	Commissions and Brokerage Expenses	Taxes, Licenses and Fees
1. Fire												
2.1 Allied lines												
2.2 Multiple peril crop												
2.3 Federal flood												
2.4 Private crop												
2.5 Private flood												
3. Farmowners multiple peril												
4. Homeowners multiple peril												
5.1 Commercial multiple peril (non-liability portion)												
5.2 Commercial multiple peril (liability portion)												
6. Mortgage guaranty												
8. Ocean marine												
9. Inland marine												
10. Financial guaranty												
11. Medical professional liability												
12. Earthquake												
13. Group accident and health (b)												
14. Credit accident and health (group and individual)												
15.1 Collectively renewable accident and health (b)												
15.2 Non-cancelable accident and health(b)												
15.3 Guaranteed renewable accident and health(b)												
15.4 Non-renewable for stated reasons only (b)												
15.5 Other accident only												
15.6 Medicare Title XVIII exempt from state taxes or fees												
15.7 All other accident and health (b)												
15.8 Federal employees health benefits plan premium (b)												
16. Workers' compensation												
17.1 Other Liability - occurrence												
17.2 Other Liability - claims made												
17.3 Excess workers' compensation												
18. Products liability												
19.1 Private passenger auto no-fault (personal injury protection)												
19.2 Other private passenger auto liability												
19.3 Commercial auto no-fault (personal injury protection)												
19.4 Other commercial auto liability												
21.1 Private passenger auto physical damage												
21.2 Commercial auto physical damage												
22. Aircraft (all perils)												
23. Fidelity												
24. Surety												
26. Burglary and theft												
27. Boiler and machinery												
28. Credit												
29. International												
30. Warranty												
34. Aggregate write-ins for other lines of business												
35. TOTALS (a)												
DETAILS OF WRITE-INS												
3401.												
3402.												
3403.												
3498. Summary of remaining write-ins for Line 34 from overflow page												
3499. Totals (Lines 3401 thru 3403 plus 3498)(Line 34 above)												

(a) Finance and service charges not included in Lines 1 to 35 \$
(b) For health business on indicated lines report: Number of persons insured under PPO managed care products and number of persons insured under indemnity only products



ANNUAL STATEMENT FOR THE YEAR 2020 OF THE Cincinnati Equitable Insurance Company
EXHIBIT OF PREMIUMS AND LOSSES (Statutory Page 14)

NAIC Group Code 0838 BUSINESS IN THE STATE OF Ohio DURING THE YEAR 2020 NAIC Company Code 16721

Line of Business	Gross Premiums, Including Policy and Membership Fees, Less Return Premiums and Premiums on Policies not Taken		3 Dividends Paid or Credited to Policyholders on Direct Business	4 Direct Unearned Premium Reserves	5 Direct Losses Paid (deducting salvage)	6 Direct Losses Incurred	7 Direct Losses Unpaid	8 Direct Defense and Cost Containment Expense Paid	9 Direct Defense and Cost Containment Expense Incurred	10 Direct Defense and Cost Containment Expense Unpaid	11 Commissions and Brokerage Expenses	12 Taxes, Licenses and Fees
	1 Direct Premiums Written	2 Direct Premiums Earned										
1. Fire												
2.1 Allied lines												
2.2 Multiple peril crop												
2.3 Federal flood												
2.4 Private crop												
2.5 Private flood												
3. Farmowners multiple peril												
4. Homeowners multiple peril												
5.1 Commercial multiple peril (non-liability portion)												
5.2 Commercial multiple peril (liability portion)												
6. Mortgage guaranty												
8. Ocean marine												
9. Inland marine												
10. Financial guaranty												
11. Medical professional liability												
12. Earthquake												
13. Group accident and health (b)												
14. Credit accident and health (group and individual)												
15.1 Collectively renewable accident and health (b)												
15.2 Non-cancelable accident and health(b)												
15.3 Guaranteed renewable accident and health(b)												
15.4 Non-renewable for stated reasons only (b)												
15.5 Other accident only												
15.6 Medicare Title XVIII exempt from state taxes or fees												
15.7 All other accident and health (b)												
15.8 Federal employees health benefits plan premium (b)												
16. Workers' compensation												
17.1 Other Liability - occurrence												
17.2 Other Liability - claims made												
17.3 Excess workers' compensation												
18. Products liability												
19.1 Private passenger auto no-fault (personal injury protection)												
19.2 Other private passenger auto liability												
19.3 Commercial auto no-fault (personal injury protection)												
19.4 Other commercial auto liability												
21.1 Private passenger auto physical damage												
21.2 Commercial auto physical damage												
22. Aircraft (all perils)												
23. Fidelity												
24. Surety												
26. Burglary and theft												
27. Boiler and machinery												
28. Credit												
29. International												
30. Warranty												
34. Aggregate write-ins for other lines of business												
35. TOTALS (a)												
DETAILS OF WRITE-INS												
3401.												
3402.												
3403.												
3498. Summary of remaining write-ins for Line 34 from overflow page												
3499. Totals (Lines 3401 thru 3403 plus 3498)(Line 34 above)												

(a) Finance and service charges not included in Lines 1 to 35 \$
(b) For health business on indicated lines report: Number of persons insured under PPO managed care products and number of persons insured under indemnity only products



ANNUAL STATEMENT FOR THE YEAR 2020 OF THE Cincinnati Equitable Insurance Company

EXHIBIT OF PREMIUMS AND LOSSES (Statutory Page 14)

NAIC Group Code 0838 BUSINESS IN THE STATE OF Pennsylvania DURING THE YEAR 2020 NAIC Company Code 16721

Line of Business	Gross Premiums, Including Policy and Membership Fees, Less Return Premiums and Premiums on Policies not Taken		3 Dividends Paid or Credited to Policyholders on Direct Business	4 Direct Unearned Premium Reserves	5 Direct Losses Paid (deducting salvage)	6 Direct Losses Incurred	7 Direct Losses Unpaid	8 Direct Defense and Cost Containment Expense Paid	9 Direct Defense and Cost Containment Expense Incurred	10 Direct Defense and Cost Containment Expense Unpaid	11 Commissions and Brokerage Expenses	12 Taxes, Licenses and Fees
	1 Direct Premiums Written	2 Direct Premiums Earned										
1. Fire												
2.1 Allied lines												
2.2 Multiple peril crop												
2.3 Federal flood												
2.4 Private crop												
2.5 Private flood												
3. Farmowners multiple peril												
4. Homeowners multiple peril					(1,274)	(1,274)						
5.1 Commercial multiple peril (non-liability portion)												
5.2 Commercial multiple peril (liability portion)												
6. Mortgage guaranty												
8. Ocean marine												
9. Inland marine												
10. Financial guaranty												
11. Medical professional liability												
12. Earthquake												
13. Group accident and health (b)												
14. Credit accident and health (group and individual)												
15.1 Collectively renewable accident and health (b)												
15.2 Non-cancelable accident and health(b)												
15.3 Guaranteed renewable accident and health(b)												
15.4 Non-renewable for stated reasons only (b)												
15.5 Other accident only												
15.6 Medicare Title XVIII exempt from state taxes or fees												
15.7 All other accident and health (b)												
15.8 Federal employees health benefits plan premium (b)												
16. Workers' compensation												
17.1 Other Liability - occurrence												
17.2 Other Liability - claims made												
17.3 Excess workers' compensation												
18. Products liability												
19.1 Private passenger auto no-fault (personal injury protection)												
19.2 Other private passenger auto liability					(789)	(789)	10,000	3,509				
19.3 Commercial auto no-fault (personal injury protection)												
19.4 Other commercial auto liability												
21.1 Private passenger auto physical damage												
21.2 Commercial auto physical damage												
22. Aircraft (all perils)												
23. Fidelity												
24. Surety												
26. Burglary and theft												
27. Boiler and machinery												
28. Credit												
29. International												
30. Warranty												
34. Aggregate write-ins for other lines of business	0	0	0	0	0	0	0	0	0	0	0	0
35. TOTALS (a)	0	0	0	0	(2,063)	(2,063)	10,000	3,509	0	0	0	0
DETAILS OF WRITE-INS												
3401.												
3402.												
3403.												
3498. Summary of remaining write-ins for Line 34 from overflow page	0	0	0	0	0	0	0	0	0	0	0	0
3499. Totals (Lines 3401 thru 3403 plus 3498)(Line 34 above)	0	0	0	0	0	0	0	0	0	0	0	0

(a) Finance and service charges not included in Lines 1 to 35 \$
(b) For health business on indicated lines report: Number of persons insured under PPO managed care products and number of persons insured under indemnity only products



ANNUAL STATEMENT FOR THE YEAR 2020 OF THE Cincinnati Equitable Insurance Company

EXHIBIT OF PREMIUMS AND LOSSES (Statutory Page 14)

NAIC Group Code 0838 BUSINESS IN THE STATE OF Grand Total DURING THE YEAR 2020 NAIC Company Code 16721

Line of Business	Gross Premiums, Including Policy and Membership Fees, Less Return Premiums and Premiums on Policies not Taken		3	4	5	6	7	8	9	10	11	12
	1	2										
	Direct Premiums Written	Direct Premiums Earned	Dividends Paid or Credited to Policyholders on Direct Business	Direct Unearned Premium Reserves	Direct Losses Paid (deducting salvage)	Direct Losses Incurred	Direct Losses Unpaid	Direct Defense and Cost Containment Expense Paid	Direct Defense and Cost Containment Expense Incurred	Direct Defense and Cost Containment Expense Unpaid	Commissions and Brokerage Expenses	Taxes, Licenses and Fees
1. Fire	.0	.0	.0	.0	.0	.0	.0	.0	.0	.0	.0	.0
2.1 Allied lines	.0	.0	.0	.0	.0	.0	.0	.0	.0	.0	.0	.0
2.2 Multiple peril crop	.0	.0	.0	.0	.0	.0	.0	.0	.0	.0	.0	.0
2.3 Federal flood	.0	.0	.0	.0	.0	.0	.0	.0	.0	.0	.0	.0
2.4 Private crop	.0	.0	.0	.0	.0	.0	.0	.0	.0	.0	.0	.0
2.5 Private flood	.0	.0	.0	.0	.0	.0	.0	.0	.0	.0	.0	.0
3. Farmowners multiple peril	.0	.0	.0	.0	.0	.0	.0	.0	.0	.0	.0	.0
4. Homeowners multiple peril	.0	.0	.0	.0	(1,274)	(1,274)	.0	.0	.0	.0	.0	.0
5.1 Commercial multiple peril (non-liability portion)	.0	.0	.0	.0	.0	.0	.0	.0	.0	.0	.0	.0
5.2 Commercial multiple peril (liability portion)	.0	.0	.0	.0	.0	.0	.0	.0	.0	.0	.0	.0
6. Mortgage guaranty	.0	.0	.0	.0	.0	.0	.0	.0	.0	.0	.0	.0
8. Ocean marine	.0	.0	.0	.0	.0	.0	.0	.0	.0	.0	.0	.0
9. Inland marine	.0	.0	.0	.0	.0	.0	.0	.0	.0	.0	.0	.0
10. Financial guaranty	.0	.0	.0	.0	.0	.0	.0	.0	.0	.0	.0	.0
11. Medical professional liability	.0	.0	.0	.0	.0	.0	.0	.0	.0	.0	.0	.0
12. Earthquake	.0	.0	.0	.0	.0	.0	.0	.0	.0	.0	.0	.0
13. Group accident and health (b)	.0	.0	.0	.0	.0	.0	.0	.0	.0	.0	.0	.0
14. Credit accident and health (group and individual)	.0	.0	.0	.0	.0	.0	.0	.0	.0	.0	.0	.0
15.1 Collectively renewable accident and health (b)	.0	.0	.0	.0	.0	.0	.0	.0	.0	.0	.0	.0
15.2 Non-cancelable accident and health(b)	.0	.0	.0	.0	.0	.0	.0	.0	.0	.0	.0	.0
15.3 Guaranteed renewable accident and health(b)	.0	.0	.0	.0	.0	.0	.0	.0	.0	.0	.0	.0
15.4 Non-renewable for stated reasons only (b)	.0	.0	.0	.0	.0	.0	.0	.0	.0	.0	.0	.0
15.5 Other accident only	.0	.0	.0	.0	.0	.0	.0	.0	.0	.0	.0	.0
15.6 Medicare Title XVIII exempt from state taxes or fees	.0	.0	.0	.0	.0	.0	.0	.0	.0	.0	.0	.0
15.7 All other accident and health (b)	.0	.0	.0	.0	.0	.0	.0	.0	.0	.0	.0	.0
15.8 Federal employees health benefits plan premium (b)	.0	.0	.0	.0	.0	.0	.0	.0	.0	.0	.0	.0
16. Workers' compensation	.0	.0	.0	.0	.0	.0	.0	.0	.0	.0	.0	.0
17.1 Other Liability - occurrence	.0	.0	.0	.0	.0	.0	.0	.0	.0	.0	.0	.0
17.2 Other Liability - claims made	.0	.0	.0	.0	.0	.0	.0	.0	.0	.0	.0	.0
17.3 Excess workers' compensation	.0	.0	.0	.0	.0	.0	.0	.0	.0	.0	.0	.0
18. Products liability	.0	.0	.0	.0	.0	.0	.0	.0	.0	.0	.0	.0
19.1 Private passenger auto no-fault (personal injury protection)	.0	.0	.0	.0	.0	.0	.0	.0	.0	.0	.0	.0
19.2 Other private passenger auto liability	.0	.0	.0	.0	(789)	(789)	10,000	3,509	.0	.0	.0	.0
19.3 Commercial auto no-fault (personal injury protection)	.0	.0	.0	.0	.0	.0	.0	.0	.0	.0	.0	.0
19.4 Other commercial auto liability	.0	.0	.0	.0	.0	.0	.0	.0	.0	.0	.0	.0
21.1 Private passenger auto physical damage	.0	.0	.0	.0	.0	.0	.0	.0	.0	.0	.0	.0
21.2 Commercial auto physical damage	.0	.0	.0	.0	.0	.0	.0	.0	.0	.0	.0	.0
22. Aircraft (all perils)	.0	.0	.0	.0	.0	.0	.0	.0	.0	.0	.0	.0
23. Fidelity	.0	.0	.0	.0	.0	.0	.0	.0	.0	.0	.0	.0
24. Surety	.0	.0	.0	.0	.0	.0	.0	.0	.0	.0	.0	.0
26. Burglary and theft	.0	.0	.0	.0	.0	.0	.0	.0	.0	.0	.0	.0
27. Boiler and machinery	.0	.0	.0	.0	.0	.0	.0	.0	.0	.0	.0	.0
28. Credit	.0	.0	.0	.0	.0	.0	.0	.0	.0	.0	.0	.0
29. International	.0	.0	.0	.0	.0	.0	.0	.0	.0	.0	.0	.0
30. Warranty	.0	.0	.0	.0	.0	.0	.0	.0	.0	.0	.0	.0
34. Aggregate write-ins for other lines of business	.0	.0	.0	.0	.0	.0	.0	.0	.0	.0	.0	.0
35. TOTALS (a)	0	0	0	0	(2,063)	(2,063)	10,000	3,509	0	0	0	0
DETAILS OF WRITE-INS												
3401.												
3402.												
3403.												
3498. Summary of remaining write-ins for Line 34 from overflow page	.0	.0	.0	.0	.0	.0	.0	.0	.0	.0	.0	.0
3499. Totals (Lines 3401 thru 3403 plus 3498)(Line 34 above)	.0	.0	.0	.0	.0	.0	.0	.0	.0	.0	.0	.0

(a) Finance and service charges not included in Lines 1 to 35 \$ 0
(b) For health business on indicated lines report: Number of persons insured under PPO managed care products 0 and number of persons insured under indemnity only products 0

Schedule F - Part 1 - Assumed Reinsurance

N O N E

Schedule F - Part 2 - Premium Portfolio Reinsurance Effected or (Canceled)

N O N E

Schedule F - Part 3 - Ceded Reinsurance

N O N E

Schedule F - Part 4 - Issuing or Confirming Banks for Letters of Credit from Schedule F, Part 3

N O N E

Schedule F - Part 5 - Interrogatories for Schedule F - Part 3

N O N E

Schedule F - Part 6 - Restatement of Balance Sheet to Identify Net Credit for Reinsurance

N O N E

Schedule H - Part 1 - Analysis of Underwriting Operations

N O N E

Schedule H - Part 2 - Reserves and Liabilities

N O N E

Schedule H - Part 3 - Test of Prior Year's Claim Reserves and Liabilities

N O N E

Schedule H - Part 4 - Reinsurance

N O N E

Schedule H - Part 5 - Health Claims

N O N E

ANNUAL STATEMENT FOR THE YEAR 2020 OF THE Cincinnati Equitable Insurance Company

SCHEDULE P - PART 1A - HOMEOWNERS/FARMOWNERS

(\$000 OMITTED)

Years in Which Premiums Were Earned and Losses Were Incurred	Premiums Earned			Loss and Loss Expense Payments								12
	1	2	3	Loss Payments		Defense and Cost Containment Payments		Adjusting and Other Payments		10	11	Number of Claims Reported Direct and Assumed
	Direct and Assumed	Ceded	Net (1 - 2)	4 Direct and Assumed	5 Ceded	6 Direct and Assumed	7 Ceded	8 Direct and Assumed	9 Ceded	Salvage and Subrogation Received	Total Net Paid Cols (4 - 5 + 6 - 7 + 8 - 9)	
1. Prior.....	XXX	XXX	XXX	(1)	0	0	0	0	0	1	(1)	XXX
2. 2011.....	0	0	0	0	0	0	0	0	0	0	0	0
3. 2012.....	0	0	0	0	0	0	0	0	0	0	0	0
4. 2013.....	0	0	0	0	0	0	0	0	0	0	0	0
5. 2014.....	0	0	0	0	0	0	0	0	0	0	0	0
6. 2015.....	0	0	0	0	0	0	0	0	0	0	0	0
7. 2016.....	0	0	0	0	0	0	0	0	0	0	0	0
8. 2017.....	0	0	0	0	0	0	0	0	0	0	0	0
9. 2018.....	0	0	0	0	0	0	0	0	0	0	0	0
10. 2019.....	0	0	0	0	0	0	0	0	0	0	0	0
11. 2020.....	0	0	0	0	0	0	0	0	0	0	0	0
12. Totals	XXX	XXX	XXX	(1)	0	0	0	0	0	1	(1)	XXX

	Losses Unpaid				Defense and Cost Containment Unpaid				Adjusting and Other Unpaid		23	24	25
	Case Basis		Bulk + IBNR		Case Basis		Bulk + IBNR						
	13	14	15	16	17	18	19	20	21	22			
	Direct and Assumed	Ceded	Direct and Assumed	Ceded	Direct and Assumed	Ceded	Direct and Assumed	Ceded	Direct and Assumed	Ceded			
1. Prior.....	0	0	0	0	0	0	0	0	0	0	0	0	0
2. 2011.....	0	0	0	0	0	0	0	0	0	0	0	0	0
3. 2012.....	0	0	0	0	0	0	0	0	0	0	0	0	0
4. 2013.....	0	0	0	0	0	0	0	0	0	0	0	0	0
5. 2014.....	0	0	0	0	0	0	0	0	0	0	0	0	0
6. 2015.....	0	0	0	0	0	0	0	0	0	0	0	0	0
7. 2016.....	0	0	0	0	0	0	0	0	0	0	0	0	0
8. 2017.....	0	0	0	0	0	0	0	0	0	0	0	0	0
9. 2018.....	0	0	0	0	0	0	0	0	0	0	0	0	0
10. 2019.....	0	0	0	0	0	0	0	0	0	0	0	0	0
11. 2020.....	0	0	0	0	0	0	0	0	0	0	0	0	0
12. Totals.....	0	0	0	0	0	0	0	0	0	0	0	0	0

	Total Losses and Loss Expenses Incurred			Loss and Loss Expense Percentage (Incurred /Premiums Earned)			Nontabular Discount		34	Net Balance Sheet Reserves After Discount	
	26	27	28	29	30	31	32	33	Inter- Company Pooling Participation Percentage	35	36
	Direct and Assumed	Ceded	Net	Direct and Assumed	Ceded	Net	Loss	Loss Expense		Losses Unpaid	Loss Expenses Unpaid
1. Prior.....	XXX	XXX	XXX	XXX	XXX	XXX	0	0	XXX	0	0
2. 2011.....	0	0	0	0.0	0.0	0.0	0	0	0.0	0	0
3. 2012.....	0	0	0	0.0	0.0	0.0	0	0	0.0	0	0
4. 2013.....	0	0	0	0.0	0.0	0.0	0	0	0.0	0	0
5. 2014.....	0	0	0	0.0	0.0	0.0	0	0	0.0	0	0
6. 2015.....	0	0	0	0.0	0.0	0.0	0	0	0.0	0	0
7. 2016.....	0	0	0	0.0	0.0	0.0	0	0	0.0	0	0
8. 2017.....	0	0	0	0.0	0.0	0.0	0	0	0.0	0	0
9. 2018.....	0	0	0	0.0	0.0	0.0	0	0	0.0	0	0
10. 2019.....	0	0	0	0.0	0.0	0.0	0	0	0.0	0	0
11. 2020.....	0	0	0	0.0	0.0	0.0	0	0	0.0	0	0
12. Totals	XXX	XXX	XXX	XXX	XXX	XXX	0	0	XXX	0	0

ANNUAL STATEMENT FOR THE YEAR 2020 OF THE Cincinnati Equitable Insurance Company

SCHEDULE P - PART 1B - PRIVATE PASSENGER AUTO LIABILITY/MEDICAL

(\$000 OMITTED)

Years in Which Premiums Were Earned and Losses Were Incurred	Premiums Earned			Loss and Loss Expense Payments								12
	1 Direct and Assumed	2 Ceded	3 Net (1 - 2)	Loss Payments		Defense and Cost Containment Payments		Adjusting and Other Payments		10 Salvage and Subrogation Received	11 Total Net Paid Cols (4 - 5 + 6 - 7 + 8 - 9)	Number of Claims Reported Direct and Assumed
				4 Direct and Assumed	5 Ceded	6 Direct and Assumed	7 Ceded	8 Direct and Assumed	9 Ceded			
1. Prior.....	XXX	XXX	XXX	(1)	0	0	0	0	0	1	(1)	XXX
2. 2011.....	0	0	0	0	0	0	0	0	0	0	0	0
3. 2012.....	0	0	0	0	0	0	0	0	0	0	0	0
4. 2013.....	0	0	0	0	0	0	0	0	0	0	0	0
5. 2014.....	0	0	0	0	0	0	0	0	0	0	0	0
6. 2015.....	0	0	0	0	0	0	0	0	0	0	0	0
7. 2016.....	0	0	0	0	0	0	0	0	0	0	0	0
8. 2017.....	0	0	0	0	0	0	0	0	0	0	0	0
9. 2018.....	0	0	0	0	0	0	0	0	0	0	0	0
10. 2019.....	0	0	0	0	0	0	0	0	0	0	0	0
11. 2020.....	0	0	0	0	0	0	0	0	0	0	0	0
12. Totals	XXX	XXX	XXX	(1)	0	0	0	0	0	1	(1)	XXX

	Losses Unpaid				Defense and Cost Containment Unpaid				Adjusting and Other Unpaid		23	24	25
	Case Basis		Bulk + IBNR		Case Basis		Bulk + IBNR						
	13	14	15	16	17	18	19	20	21	22			
	Direct and Assumed	Ceded	Direct and Assumed	Ceded	Direct and Assumed	Ceded	Direct and Assumed	Ceded	Direct and Assumed	Ceded			
1. Prior.....	10	0	0	0	3	0	0	0	0	0	0	13	1
2. 2011.....	0	0	0	0	0	0	0	0	0	0	0	0	0
3. 2012.....	0	0	0	0	0	0	0	0	0	0	0	0	0
4. 2013.....	0	0	0	0	0	0	0	0	0	0	0	0	0
5. 2014.....	0	0	0	0	0	0	0	0	0	0	0	0	0
6. 2015.....	0	0	0	0	0	0	0	0	0	0	0	0	0
7. 2016.....	0	0	0	0	0	0	0	0	0	0	0	0	0
8. 2017.....	0	0	0	0	0	0	0	0	0	0	0	0	0
9. 2018.....	0	0	0	0	0	0	0	0	0	0	0	0	0
10. 2019.....	0	0	0	0	0	0	0	0	0	0	0	0	0
11. 2020.....	0	0	0	0	0	0	0	0	0	0	0	0	0
12. Totals	10	0	0	0	3	0	0	0	0	0	0	13	1

	Total Losses and Loss Expenses Incurred			Loss and Loss Expense Percentage (Incurred /Premiums Earned)			Nontabular Discount		34 Inter-Company Pooling Participation Percentage	Net Balance Sheet Reserves After Discount	
	26	27	28	29	30	31	32	33		35	36
	Direct and Assumed	Ceded	Net	Direct and Assumed	Ceded	Net	Loss	Loss Expense		Losses Unpaid	Loss Expenses Unpaid
1. Prior.....	XXX	XXX	XXX	XXX	XXX	XXX	0	0	XXX	10	3
2. 2011.....	0	0	0	0.0	0.0	0.0	0	0	0.0	0	0
3. 2012.....	0	0	0	0.0	0.0	0.0	0	0	0.0	0	0
4. 2013.....	0	0	0	0.0	0.0	0.0	0	0	0.0	0	0
5. 2014.....	0	0	0	0.0	0.0	0.0	0	0	0.0	0	0
6. 2015.....	0	0	0	0.0	0.0	0.0	0	0	0.0	0	0
7. 2016.....	0	0	0	0.0	0.0	0.0	0	0	0.0	0	0
8. 2017.....	0	0	0	0.0	0.0	0.0	0	0	0.0	0	0
9. 2018.....	0	0	0	0.0	0.0	0.0	0	0	0.0	0	0
10. 2019.....	0	0	0	0.0	0.0	0.0	0	0	0.0	0	0
11. 2020.....	0	0	0	0.0	0.0	0.0	0	0	0.0	0	0
12. Totals	XXX	XXX	XXX	XXX	XXX	XXX	0	0	XXX	10	3

Schedule P - Part 1C - Commercial Auto/Truck Liability/Medical

N O N E

Schedule P - Part 1D - Workers' Compensation (Excluding Excess Workers' Compensation)

N O N E

Schedule P - Part 1E - Commercial Multiple Peril

N O N E

Schedule P - Part 1F - Section 1 - Medical Professional Liability - Occurrence

N O N E

Schedule P - Part 1F - Section 2 - Medical Professional Liability - Claims-Made

N O N E

Schedule P - Part 1G - Special Liability (Ocean Marine, Aircraft (all perils), Boiler and Machinery)

N O N E

Schedule P - Part 1H - Section 1 - Other Liability - Occurrence

N O N E

Schedule P - Part 1H - Section 2 - Other Liability - Claims-Made

N O N E

ANNUAL STATEMENT FOR THE YEAR 2020 OF THE Cincinnati Equitable Insurance Company

SCHEDULE P - PART 11 - SPECIAL PROPERTY (FIRE, ALLIED LINES, INLAND MARINE, EARTHQUAKE, BURGLARY AND THEFT)

(\$000 OMITTED)

Years in Which Premiums Were Earned and Losses Were Incurred	Premiums Earned			Loss and Loss Expense Payments								12
	1 Direct and Assumed	2 Ceded	3 Net (1 - 2)	Loss Payments		Defense and Cost Containment Payments		Adjusting and Other Payments		10 Salvage and Subrogation Received	11 Total Net Paid Cols (4 - 5 + 6 - 7 + 8 - 9)	Number of Claims Reported Direct and Assumed
				4	5	6	7	8	9			
				Direct and Assumed	Ceded	Direct and Assumed	Ceded	Direct and Assumed	Ceded			
1. Prior.....	XXX	XXX	XXX00000000	XXX
2. 2019.....00000000000	XXX
3. 2020.....00000000000	XXX
4. Totals.....	XXX	XXX	XXX00000000	XXX

	Losses Unpaid				Defense and Cost Containment Unpaid				Adjusting and Other Unpaid		23	24	25
	Case Basis		Bulk + IBNR		Case Basis		Bulk + IBNR						
	13	14	15	16	17	18	19	20	21	22			
	Direct and Assumed	Ceded	Direct and Assumed	Ceded	Direct and Assumed	Ceded	Direct and Assumed	Ceded	Direct and Assumed	Ceded			
1. Prior	0	0	0	0	0	0	0	0	0	0	0	0	0
2. 2019	0	0	0	0	0	0	0	0	0	0	0	0	0
3. 2020	0	0	0	0	0	0	0	0	0	0	0	0	0
4. Totals	0	0	0	0	0	0	0	0	0	0	0	0	0

	Total Losses and Loss Expenses Incurred			Loss and Loss Expense Percentage (Incurred /Premiums Earned)			Nontabular Discount		34 Inter-Company Pooling Participation Percentage	Net Balance Sheet Reserves After Discount	
	26	27	28	29	30	31	32	33		35	36
	Direct and Assumed	Ceded	Net	Direct and Assumed	Ceded	Net	Loss	Loss Expense		Losses Unpaid	Loss Expenses Unpaid
1. Prior	XXX	XXX	XXX	XXX	XXX	XXX	0	0	XXX	0	0
2. 2019	0	0	0	0.0	0.0	0.0	0	0	0.0	0	0
3. 2020	0	0	0	0.0	0.0	0.0	0	0	0.0	0	0
4. Totals	XXX	XXX	XXX	XXX	XXX	XXX	0	0	XXX	0	0

ANNUAL STATEMENT FOR THE YEAR 2020 OF THE Cincinnati Equitable Insurance Company

SCHEDULE P - PART 1J - AUTO PHYSICAL DAMAGE

(\$000 OMITTED)

Years in Which Premiums Were Earned and Losses Were Incurred	Premiums Earned			Loss and Loss Expense Payments								12
	1 Direct and Assumed	2 Ceded	3 Net (1 - 2)	Loss Payments		Defense and Cost Containment Payments		Adjusting and Other Payments		10 Salvage and Subrogation Received	11 Total Net Paid Cols (4 - 5 + 6 - 7 + 8 - 9)	Number of Claims Reported Direct and Assumed
				4 Direct and Assumed	5 Ceded	6 Direct and Assumed	7 Ceded	8 Direct and Assumed	9 Ceded			
1. Prior.....	XXX	XXX	XXX00000000	XXX
2. 2019.....000000000000
3. 2020.....	0	0	0	0	0	0	0	0	0	0	0	0
4. Totals	XXX	XXX	XXX	0	0	0	0	0	0	0	0	XXX

	Losses Unpaid				Defense and Cost Containment Unpaid				Adjusting and Other Unpaid		23	24	25
	Case Basis		Bulk + IBNR		Case Basis		Bulk + IBNR						
	13	14	15	16	17	18	19	20	21	22			
	Direct and Assumed	Ceded	Direct and Assumed	Ceded	Direct and Assumed	Ceded	Direct and Assumed	Ceded	Direct and Assumed	Ceded			
1. Prior	0	0	0	0	0	0	0	0	0	0	0	0	0
2. 2019	0	0	0	0	0	0	0	0	0	0	0	0	0
3. 2020	0	0	0	0	0	0	0	0	0	0	0	0	0
4. Totals	0	0	0	0	0	0	0	0	0	0	0	0	0

	Total Losses and Loss Expenses Incurred			Loss and Loss Expense Percentage (Incurred /Premiums Earned)			Nontabular Discount		34 Inter-Company Pooling Participation Percentage	Net Balance Sheet Reserves After Discount	
	26	27	28	29	30	31	32	33		35	36
	Direct and Assumed	Ceded	Net	Direct and Assumed	Ceded	Net	Loss	Loss Expense		Losses Unpaid	Loss Expenses Unpaid
1. Prior.....	XXX	XXX	XXX	XXX	XXX	XXX	0	0	XXX	0	0
2. 2019.....	0	0	0	0.0	0.0	0.0	0	0	0.0	0	0
3. 2020.....	0	0	0	0.0	0.0	0.0	0	0	0.0	0	0
4. Totals	XXX	XXX	XXX	XXX	XXX	XXX	0	0	XXX	0	0

Schedule P - Part 1K - Fidelity/Surety

N O N E

Schedule P - Part 1L - Other (Including Credit, Accident and Health)

N O N E

Schedule P - Part 1M - International

N O N E

Schedule P - Part 1N - Reinsurance - Nonproportional Assumed Property

N O N E

Schedule P - Part 1O - Reinsurance - Nonproportional Assumed Liability

N O N E

Schedule P - Part 1P - Reinsurance - Nonproportional Assumed Financial Lines

N O N E

Schedule P - Part 1R - Section 1 - Products Liability - Occurrence

N O N E

Schedule P - Part 1R - Section 2 - Products Liability - Claims-Made

N O N E

Schedule P - Part 1S - Financial Guaranty/Mortgage Guaranty

N O N E

Schedule P - Part 1T - Warranty

N O N E

SCHEDULE P - PART 2A - HOMEOWNERS/FARMOWNERS

Years in Which Losses Were Incurred	INCURRED NET LOSSES AND DEFENSE AND COST CONTAINMENT EXPENSES REPORTED AT YEAR END (\$000 OMITTED)										DEVELOPMENT	
	1 2011	2 2012	3 2013	4 2014	5 2015	6 2016	7 2017	8 2018	9 2019	10 2020	11 One Year	12 Two Year
1. Prior.....	0	0	0	22	(3)	(4)	(5)	(6)	(7)	(8)	(1)	(2)
2. 2011.....	0	0	0	0	0	0	0	0	0	0	0	0
3. 2012.....	XXX	0	0	0	0	0	0	0	0	0	0	0
4. 2013.....	XXX	XXX	0	0	0	0	0	0	0	0	0	0
5. 2014.....	XXX	XXX	XXX	0	0	0	0	0	0	0	0	0
6. 2015.....	XXX	XXX	XXX	XXX	0	0	0	0	0	0	0	0
7. 2016.....	XXX	XXX	XXX	XXX	XXX	0	0	0	0	0	0	0
8. 2017.....	XXX	XXX	XXX	XXX	XXX	XXX	0	0	0	0	0	0
9. 2018.....	XXX	XXX	XXX	XXX	XXX	XXX	XXX	0	0	0	0	0
10. 2019.....	XXX	XXX	XXX	XXX	XXX	XXX	XXX	XXX	0	0	0	XXX
11. 2020.....	XXX	XXX	XXX	XXX	XXX	XXX	XXX	XXX	XXX	0	XXX	XXX
12. Totals											(1)	(2)

SCHEDULE P - PART 2B - PRIVATE PASSENGER AUTO LIABILITY/MEDICAL

1. Prior.....	33	20	16	14	8	2	4	1	(5)	(6)	(1)	(7)
2. 2011.....	0	0	0	0	0	0	0	0	0	0	0	0
3. 2012.....	XXX	0	0	0	0	0	0	0	0	0	0	0
4. 2013.....	XXX	XXX	0	0	0	0	0	0	0	0	0	0
5. 2014.....	XXX	XXX	XXX	0	0	0	0	0	0	0	0	0
6. 2015.....	XXX	XXX	XXX	XXX	0	0	0	0	0	0	0	0
7. 2016.....	XXX	XXX	XXX	XXX	XXX	0	0	0	0	0	0	0
8. 2017.....	XXX	XXX	XXX	XXX	XXX	XXX	0	0	0	0	0	0
9. 2018.....	XXX	XXX	XXX	XXX	XXX	XXX	XXX	0	0	0	0	0
10. 2019.....	XXX	XXX	XXX	XXX	XXX	XXX	XXX	XXX	0	0	0	XXX
11. 2020.....	XXX	XXX	XXX	XXX	XXX	XXX	XXX	XXX	XXX	0	XXX	XXX
12. Totals											(1)	(7)

SCHEDULE P - PART 2C - COMMERCIAL AUTO/TRUCK LIABILITY/MEDICAL

1. Prior.....												
2. 2011.....												
3. 2012.....	XXX											
4. 2013.....	XXX	XXX										
5. 2014.....	XXX	XXX	XXX									
6. 2015.....	XXX	XXX	XXX	XXX								
7. 2016.....	XXX	XXX	XXX	XXX	XXX							
8. 2017.....	XXX	XXX	XXX	XXX	XXX	XXX						
9. 2018.....	XXX	XXX	XXX	XXX	XXX	XXX	XXX					
10. 2019.....	XXX	XXX	XXX	XXX	XXX	XXX	XXX	XXX				XXX
11. 2020.....	XXX	XXX	XXX	XXX	XXX	XXX	XXX	XXX	XXX		XXX	XXX
12. Totals												

SCHEDULE P - PART 2D - WORKERS' COMPENSATION
(EXCLUDING EXCESS WORKERS' COMPENSATION)

1. Prior.....												
2. 2011.....												
3. 2012.....	XXX											
4. 2013.....	XXX	XXX										
5. 2014.....	XXX	XXX	XXX									
6. 2015.....	XXX	XXX	XXX	XXX								
7. 2016.....	XXX	XXX	XXX	XXX	XXX							
8. 2017.....	XXX	XXX	XXX	XXX	XXX	XXX						
9. 2018.....	XXX	XXX	XXX	XXX	XXX	XXX	XXX					
10. 2019.....	XXX	XXX	XXX	XXX	XXX	XXX	XXX	XXX				XXX
11. 2020.....	XXX	XXX	XXX	XXX	XXX	XXX	XXX	XXX	XXX		XXX	XXX
12. Totals												

SCHEDULE P - PART 2E - COMMERCIAL MULTIPLE PERIL

1. Prior.....												
2. 2011.....												
3. 2012.....	XXX											
4. 2013.....	XXX	XXX										
5. 2014.....	XXX	XXX	XXX									
6. 2015.....	XXX	XXX	XXX	XXX								
7. 2016.....	XXX	XXX	XXX	XXX	XXX							
8. 2017.....	XXX	XXX	XXX	XXX	XXX	XXX						
9. 2018.....	XXX	XXX	XXX	XXX	XXX	XXX	XXX					
10. 2019.....	XXX	XXX	XXX	XXX	XXX	XXX	XXX	XXX				XXX
11. 2020.....	XXX	XXX	XXX	XXX	XXX	XXX	XXX	XXX	XXX		XXX	XXX
12. Totals												

Schedule P - Part 2F - Section 1 - Medical Professional Liability - Occurrence

N O N E

Schedule P - Part 2F - Section 2 - Medical Professional Liability - Claims-Made

N O N E

Schedule P - Part 2G - Special Liability (Ocean Marine, Aircraft (all perils), Boiler and Machinery)

N O N E

Schedule P - Part 2H - Section 1 - Other Liability - Occurrence

N O N E

Schedule P - Part 2H - Section 2- Other Liability - Claims-Made

N O N E

Schedule P - Part 2I - Special Property

N O N E

Schedule P - Part 2J - Auto Physical Damage

N O N E

Schedule P - Part 2K - Fidelity/Surety

N O N E

Schedule P - Part 2L - Other (Including Credit, Accident and Health)

N O N E

Schedule P - Part 2M - International

N O N E

Schedule P - Part 2N - Reinsurance - Nonproportional Assumed Property

N O N E

Schedule P - Part 2O - Reinsurance - Nonproportional Assumed Liability

N O N E

Schedule P - Part 2P - Reinsurance - Nonproportional Assumed Financial Lines

N O N E

Schedule P - Part 2R - Section 1 - Products Liability - Occurrence

N O N E

Schedule P - Part 2R - Section 2 - Products Liability - Claims-Made

N O N E

Schedule P - Part 2S - Financial Guaranty/Mortgage Guaranty

N O N E

Schedule P - Part 2T - Warranty

N O N E

SCHEDULE P - PART 3A - HOMEOWNERS/FARMOWNERS

Years in Which Losses Were Incurred	CUMULATIVE PAID NET LOSSES AND DEFENSE AND COST CONTAINMENT EXPENSES REPORTED AT YEAR END (\$000 OMITTED)										11 Number of Claims Closed With Loss Payment	12 Number of Claims Closed Without Loss Payment
	1	2	3	4	5	6	7	8	9	10		
	2011	2012	2013	2014	2015	2016	2017	2018	2019	2020		
1. Prior.....	.000	.0	.0	(2)	(3)	(4)	(5)	(6)	(7)	(8)	.0	
2. 2011.....	.0	.0	.0	.0	.0	.0	.0	.0	.0	.0	.0	.0
3. 2012.....	XXX	.0	.0	.0	.0	.0	.0	.0	.0	.0	.0	.0
4. 2013.....	XXX	XXX	.0	.0	.0	.0	.0	.0	.0	.0	.0	.0
5. 2014.....	XXX	XXX	XXX	.0	.0	.0	.0	.0	.0	.0	.0	.0
6. 2015.....	XXX	XXX	XXX	XXX	.0	.0	.0	.0	.0	.0	.0	.0
7. 2016.....	XXX	XXX	XXX	XXX	XXX	.0	.0	.0	.0	.0	.0	.0
8. 2017.....	XXX	XXX	XXX	XXX	XXX	XXX	.0	.0	.0	.0	.0	.0
9. 2018.....	XXX	XXX	XXX	XXX	XXX	XXX	XXX	.0	.0	.0	.0	.0
10. 2019.....	XXX	XXX	XXX	XXX	XXX	XXX	XXX	XXX	.0	.0	.0	.0
11. 2020.....	XXX	XXX	XXX	XXX	XXX	XXX	XXX	XXX	XXX	.0		

SCHEDULE P - PART 3B - PRIVATE PASSENGER AUTO LIABILITY/MEDICAL

1. Prior.....	.000	.9	.5	.0	(2)	(8)	(10)	(12)	(18)	(19)	.0	.0
2. 2011.....	.0	.0	.0	.0	.0	.0	.0	.0	.0	.0	.0	.0
3. 2012.....	XXX	.0	.0	.0	.0	.0	.0	.0	.0	.0	.0	.0
4. 2013.....	XXX	XXX	.0	.0	.0	.0	.0	.0	.0	.0	.0	.0
5. 2014.....	XXX	XXX	XXX	.0	.0	.0	.0	.0	.0	.0	.0	.0
6. 2015.....	XXX	XXX	XXX	XXX	.0	.0	.0	.0	.0	.0	.0	.0
7. 2016.....	XXX	XXX	XXX	XXX	XXX	.0	.0	.0	.0	.0	.0	.0
8. 2017.....	XXX	XXX	XXX	XXX	XXX	XXX	.0	.0	.0	.0	.0	.0
9. 2018.....	XXX	XXX	XXX	XXX	XXX	XXX	XXX	.0	.0	.0	.0	.0
10. 2019.....	XXX	XXX	XXX	XXX	XXX	XXX	XXX	XXX	.0	.0	.0	.0
11. 2020.....	XXX	XXX	XXX	XXX	XXX	XXX	XXX	XXX	XXX	.0		

SCHEDULE P - PART 3C - COMMERCIAL AUTO/TRUCK LIABILITY/MEDICAL

1. Prior.....	.000											
2. 2011.....												
3. 2012.....	XXX											
4. 2013.....	XXX	XXX										
5. 2014.....	XXX	XXX	XXX									
6. 2015.....	XXX	XXX	XXX	XXX	XXX							
7. 2016.....	XXX	XXX	XXX	XXX	XXX	XXX						
8. 2017.....	XXX	XXX	XXX	XXX	XXX	XXX	XXX					
9. 2018.....	XXX	XXX	XXX	XXX	XXX	XXX	XXX	XXX				
10. 2019.....	XXX	XXX	XXX	XXX	XXX	XXX	XXX	XXX	XXX			
11. 2020.....	XXX	XXX	XXX	XXX	XXX	XXX	XXX	XXX	XXX	XXX		

SCHEDULE P - PART 3D - WORKERS' COMPENSATION
(EXCLUDING EXCESS WORKERS' COMPENSATION)

1. Prior.....	.000											
2. 2011.....												
3. 2012.....	XXX											
4. 2013.....	XXX	XXX										
5. 2014.....	XXX	XXX	XXX									
6. 2015.....	XXX	XXX	XXX	XXX	XXX							
7. 2016.....	XXX	XXX	XXX	XXX	XXX	XXX						
8. 2017.....	XXX	XXX	XXX	XXX	XXX	XXX	XXX					
9. 2018.....	XXX	XXX	XXX	XXX	XXX	XXX	XXX	XXX				
10. 2019.....	XXX	XXX	XXX	XXX	XXX	XXX	XXX	XXX	XXX			
11. 2020.....	XXX	XXX	XXX	XXX	XXX	XXX	XXX	XXX	XXX	XXX		

SCHEDULE P - PART 3E - COMMERCIAL MULTIPLE PERIL

1. Prior.....	.000											
2. 2011.....												
3. 2012.....	XXX											
4. 2013.....	XXX	XXX										
5. 2014.....	XXX	XXX	XXX									
6. 2015.....	XXX	XXX	XXX	XXX	XXX							
7. 2016.....	XXX	XXX	XXX	XXX	XXX	XXX						
8. 2017.....	XXX	XXX	XXX	XXX	XXX	XXX	XXX					
9. 2018.....	XXX	XXX	XXX	XXX	XXX	XXX	XXX	XXX				
10. 2019.....	XXX	XXX	XXX	XXX	XXX	XXX	XXX	XXX	XXX			
11. 2020.....	XXX	XXX	XXX	XXX	XXX	XXX	XXX	XXX	XXX	XXX		

Schedule P - Part 3F - Section 1 - Medical Professional Liability - Occurrence

N O N E

Schedule P - Part 3F - Section 2 - Medical Professional Liability - Claims-Made

N O N E

Schedule P - Part 3G - Special Liability

N O N E

Schedule P - Part 3H - Section 1 - Other Liability - Occurrence

N O N E

Schedule P - Part 3H - Section 2 - Other Liability - Claims-Made

N O N E

Schedule P - Part 3I - Special Property

N O N E

Schedule P - Part 3J - Auto Physical Damage

N O N E

Schedule P - Part 3K - Fidelity/Surety

N O N E

Schedule P - Part 3L - Other (Including Credit, Accident and Health)

N O N E

Schedule P - Part 3M - International

N O N E

Schedule P - Part 3N - Reinsurance - Nonproportional Assumed Property

N O N E

Schedule P - Part 3O - Reinsurance - Nonproportional Assumed Liability

N O N E

Schedule P - Part 3P - Reinsurance - Nonproportional Assumed Financial Lines

N O N E

Schedule P - Part 3R - Section 1 - Product Liability - Occurrence

N O N E

Schedule P - Part 3R - Section 2 - Product Liability - Claims-Made
N O N E

Schedule P - Part 3S - Financial Guaranty/Mortgage Guaranty
N O N E

Schedule P - Part 3T - Warranty
N O N E

Schedule P - Part 4A - Homeowners/Farmowners
N O N E

Schedule P - Part 4B - Private Passenger Auto Liability/Medical
N O N E

Schedule P - Part 4C - Commercial Auto/Truck Liability/Medical
N O N E

Schedule P - Part 4D - Workers' Compensation (Excluding Excess Workers' Compensation)
N O N E

Schedule P - Part 4E - Commercial Multiple Peril
N O N E

Schedule P - Part 4F - Section 1 - Medical Professional Liability - Occurrence
N O N E

Schedule P - Part 4F - Section 2 - Medical Professional Liability - Claims-Made
N O N E

Schedule P - Part 4G - Special Liability
N O N E

Schedule P - Part 4H - Section 1 - Other Liability - Occurrence
N O N E

Schedule P - Part 4H - Section 2 - Other Liability - Claims-Made
N O N E

Schedule P - Part 4I - Special Property
N O N E

Schedule P - Part 4J - Auto Physical Damage

N O N E

Schedule P - Part 4K - Fidelity/Surety

N O N E

Schedule P - Part 4L - Other (Including Credit, Accident and Health)

N O N E

Schedule P - Part 4M - International

N O N E

Schedule P - Part 4N - Reinsurance - Nonproportional Assumed Property

N O N E

Schedule P - Part 4O - Reinsurance - Nonproportional Assumed Liability

N O N E

Schedule P - Part 4P - Reinsurance - Nonproportional Assumed Financial Lines

N O N E

Schedule P - Part 4R - Section 1 - Products Liability - Occurrence

N O N E

Schedule P - Part 4R - Section 2 - Products Liability - Claims-Made

N O N E

Schedule P - Part 4S - Financial Guaranty/Mortgage Guaranty

N O N E

Schedule P - Part 4T - Warranty

N O N E

ANNUAL STATEMENT FOR THE YEAR 2020 OF THE Cincinnati Equitable Insurance Company

SCHEDULE P - PART 5A - HOMEOWNERS/FARMOWNERS

SECTION 1

Years in Which Premiums Were Earned and Losses Were Incurred	CUMULATIVE NUMBER OF CLAIMS CLOSED WITH LOSS PAYMENT DIRECT AND ASSUMED AT YEAR END									
	1	2	3	4	5	6	7	8	9	10
	2011	2012	2013	2014	2015	2016	2017	2018	2019	2020
1. Prior										
2. 2011										
3. 2012	XXX									
4. 2013	XXX	XXX								
5. 2014	XXX	XXX	XXX							
6. 2015	XXX	XXX	XXX	XXX						
7. 2016	XXX	XXX	XXX	XXX	XXX					
8. 2017	XXX	XXX	XXX	XXX	XXX	XXX				
9. 2018	XXX	XXX	XXX	XXX	XXX	XXX	XXX			
10. 2019	XXX	XXX	XXX	XXX	XXX	XXX	XXX	XXX		
11. 2020	XXX	XXX	XXX	XXX	XXX	XXX	XXX	XXX	XXX	

SECTION 2

Years in Which Premiums Were Earned and Losses Were Incurred	NUMBER OF CLAIMS OUTSTANDING DIRECT AND ASSUMED AT YEAR END									
	1	2	3	4	5	6	7	8	9	10
	2011	2012	2013	2014	2015	2016	2017	2018	2019	2020
1. Prior										
2. 2011										
3. 2012	XXX									
4. 2013	XXX	XXX								
5. 2014	XXX	XXX	XXX							
6. 2015	XXX	XXX	XXX	XXX						
7. 2016	XXX	XXX	XXX	XXX	XXX					
8. 2017	XXX	XXX	XXX	XXX	XXX	XXX				
9. 2018	XXX	XXX	XXX	XXX	XXX	XXX	XXX			
10. 2019	XXX	XXX	XXX	XXX	XXX	XXX	XXX	XXX		
11. 2020	XXX	XXX	XXX	XXX	XXX	XXX	XXX	XXX	XXX	

SECTION 3

Years in Which Premiums Were Earned and Losses Were Incurred	CUMULATIVE NUMBER OF CLAIMS REPORTED DIRECT AND ASSUMED AT YEAR END									
	1	2	3	4	5	6	7	8	9	10
	2011	2012	2013	2014	2015	2016	2017	2018	2019	2020
1. Prior	(640)	0	0	0	1	0	0	0	0	0
2. 2011	0	0	0	0	0	0	0	0	0	0
3. 2012	XXX	0	0	0	0	0	0	0	0	0
4. 2013	XXX	XXX	0	0	0	0	0	0	0	0
5. 2014	XXX	XXX	XXX	0	0	0	0	0	0	0
6. 2015	XXX	XXX	XXX	XXX	0	0	0	0	0	0
7. 2016	XXX	XXX	XXX	XXX	XXX	0	0	0	0	0
8. 2017	XXX	XXX	XXX	XXX	XXX	XXX	0	0	0	0
9. 2018	XXX	XXX	XXX	XXX	XXX	XXX	XXX	0	0	0
10. 2019	XXX	XXX	XXX	XXX	XXX	XXX	XXX	XXX	0	0
11. 2020	XXX	XXX	XXX	XXX	XXX	XXX	XXX	XXX	XXX	0

ANNUAL STATEMENT FOR THE YEAR 2020 OF THE Cincinnati Equitable Insurance Company

SCHEDULE P - PART 5B - PRIVATE PASSENGER AUTO LIABILITY/MEDICAL

SECTION 1

Years in Which Premiums Were Earned and Losses Were Incurred	CUMULATIVE NUMBER OF CLAIMS CLOSED WITH LOSS PAYMENT DIRECT AND ASSUMED AT YEAR END									
	1	2	3	4	5	6	7	8	9	10
	2011	2012	2013	2014	2015	2016	2017	2018	2019	2020
1. Prior										
2. 2011										
3. 2012	XXX									
4. 2013	XXX	XXX								
5. 2014	XXX	XXX	XXX							
6. 2015	XXX	XXX	XXX	XXX						
7. 2016	XXX	XXX	XXX	XXX	XXX					
8. 2017	XXX	XXX	XXX	XXX	XXX	XXX				
9. 2018	XXX	XXX	XXX	XXX	XXX	XXX	XXX			
10. 2019	XXX	XXX	XXX	XXX	XXX	XXX	XXX	XXX		
11. 2020	XXX	XXX	XXX	XXX	XXX	XXX	XXX	XXX	XXX	

SECTION 2

Years in Which Premiums Were Earned and Losses Were Incurred	NUMBER OF CLAIMS OUTSTANDING DIRECT AND ASSUMED AT YEAR END									
	1	2	3	4	5	6	7	8	9	10
	2011	2012	2013	2014	2015	2016	2017	2018	2019	2020
1. Prior	0	0	0	0	0	0	1	1	1	1
2. 2011										
3. 2012	XXX									
4. 2013	XXX	XXX								
5. 2014	XXX	XXX	XXX							
6. 2015	XXX	XXX	XXX	XXX						
7. 2016	XXX	XXX	XXX	XXX	XXX					
8. 2017	XXX	XXX	XXX	XXX	XXX	XXX				
9. 2018	XXX	XXX	XXX	XXX	XXX	XXX	XXX			
10. 2019	XXX	XXX	XXX	XXX	XXX	XXX	XXX	XXX		
11. 2020	XXX	XXX	XXX	XXX	XXX	XXX	XXX	XXX	XXX	

SECTION 3

Years in Which Premiums Were Earned and Losses Were Incurred	CUMULATIVE NUMBER OF CLAIMS REPORTED DIRECT AND ASSUMED AT YEAR END									
	1	2	3	4	5	6	7	8	9	10
	2011	2012	2013	2014	2015	2016	2017	2018	2019	2020
1. Prior										
2. 2011										
3. 2012	XXX									
4. 2013	XXX	XXX								
5. 2014	XXX	XXX	XXX							
6. 2015	XXX	XXX	XXX	XXX						
7. 2016	XXX	XXX	XXX	XXX	XXX					
8. 2017	XXX	XXX	XXX	XXX	XXX	XXX				
9. 2018	XXX	XXX	XXX	XXX	XXX	XXX	XXX			
10. 2019	XXX	XXX	XXX	XXX	XXX	XXX	XXX	XXX		
11. 2020	XXX	XXX	XXX	XXX	XXX	XXX	XXX	XXX	XXX	

Schedule P - Part 5C - Commercial Auto/Truck Liability/Medical - Section 1

N O N E

Schedule P - Part 5C - Commercial Auto/Truck Liability/Medical - Section 2

N O N E

Schedule P - Part 5C - Commercial Auto/Truck Liability/Medical - Section 3

N O N E

Schedule P-Part 5D-Workers' Compensation (Excluding Excess Workers' Compensation)-Section 1

N O N E

Schedule P-Part 5D-Workers' Compensation (Excluding Excess Workers' Compensation)-Section 2

N O N E

Schedule P-Part 5D-Workers' Compensation (Excluding Excess Workers' Compensation)-Section 3

N O N E

Schedule P - Part 5E - Commercial Multiple Peril - Section 1

N O N E

Schedule P - Part 5E - Commercial Multiple Peril - Section 2

N O N E

Schedule P - Part 5E - Commercial Multiple Peril - Section 3

N O N E

Schedule P - Part 5F - Medical Professional Liability - Occurrence - Section 1A

N O N E

Schedule P - Part 5F - Medical Professional Liability - Occurrence - Section 2A

N O N E

Schedule P - Part 5F - Medical Professional Liability - Occurrence - Section 3A

N O N E

Schedule P - Part 5F - Medical Professional Liability - Claims-Made - Section 1B

N O N E

Schedule P - Part 5F - Medical Professional Liability - Claims-Made - Section 2B

N O N E

Schedule P - Part 5F - Medical Professional Liability - Claims-Made - Section 3B

N O N E

Schedule P - Part 5H - Other Liability - Occurrence - Section 1A

N O N E

Schedule P - Part 5H - Other Liability - Occurrence - Section 2A

N O N E

Schedule P - Part 5H - Other Liability - Occurrence - Section 3A

N O N E

Schedule P - Part 5H - Other Liability - Claims-Made - Section 1B

N O N E

Schedule P - Part 5H - Other Liability - Claims-Made - Section 2B

N O N E

Schedule P - Part 5H - Other Liability - Claims-Made - Section 3B

N O N E

Schedule P - Part 5R - Products Liability - Occurrence - Section 1A

N O N E

Schedule P - Part 5R - Products Liability - Occurrence - Section 2A

N O N E

Schedule P - Part 5R - Products Liability - Occurrence - Section 3A

N O N E

Schedule P - Part 5R - Products Liability - Claims-Made - Section 1B

N O N E

Schedule P - Part 5R - Products Liability - Claims-Made - Section 2B

N O N E

Schedule P - Part 5R - Products Liability - Claims-Made - Section 3B

N O N E

Schedule P - Part 5T - Warranty - Section 1

N O N E

Schedule P - Part 5T - Warranty - Section 2

N O N E

Schedule P - Part 5T - Warranty - Section 3

N O N E

Schedule P - Part 6C - Commercial Auto/Truck Liability/Medical - Section 1

N O N E

Schedule P - Part 6C - Commercial Auto/Truck Liability/Medical - Section 2

N O N E

Schedule P-Part 6D-Workers' Compensation (Excluding Excess Workers' Compensation)-Section 1

N O N E

Schedule P-Part 6D-Workers' Compensation (Excluding Excess Workers' Compensation)-Section 2

N O N E

Schedule P - Part 6E - Commercial Multiple Peril - Section 1

N O N E

Schedule P - Part 6E - Commercial Multiple Peril - Section 2

N O N E

Schedule P - Part 6H - Other Liability - Occurrence - Section 1A

N O N E

Schedule P - Part 6H - Other Liability - Occurrence - Section 2A

N O N E

Schedule P - Part 6H - Other Liability - Claims-Made - Section 1B

N O N E

Schedule P - Part 6H - Other Liability - Claims-Made - Section 2B

N O N E

Schedule P - Part 6M - International - Section 1

N O N E

Schedule P - Part 6M - International - Section 2

N O N E

Schedule P - Part 6N- Reinsurance A - Nonproportional Assumed Property - Section 1
N O N E

Schedule P - Part 6N- Reinsurance A - Nonproportional Assumed Property - Section 2
N O N E

Schedule P - Part 6O - Reinsurance B - Nonproportional Liability - Section 1
N O N E

Schedule P - Part 6O - Reinsurance B - Nonproportional Assumed Liability - Section 2
N O N E

Schedule P - Part 6R - Products Liability - Occurrence - Section 1A
N O N E

Schedule P - Part 6R - Products Liability - Occurrence - Section 2A
N O N E

Schedule P - Part 6R - Products Liability - Claims-Made - Section 1B
N O N E

Schedule P - Part 6R - Products Liability - Claims-Made - Section 2B
N O N E

ANNUAL STATEMENT FOR THE YEAR 2020 OF THE Cincinnati Equitable Insurance Company

SCHEDULE P - PART 7A - PRIMARY LOSS SENSITIVE CONTRACTS (\$000 OMITTED)

SECTION 1

Schedule P - Part 1	1 Total Net Losses and Expenses Unpaid	2 Net Losses and Expenses Unpaid on Loss Sensitive Contracts	3 Loss Sensitive as Percentage of Total	4 Total Net Premiums Written	5 Net Premiums Written on Loss Sensitive Contracts	6 Loss Sensitive as Percentage of Total
1. Homeowners/Farmowners	0		0.0	0		0.0
2. Private Passenger Auto Liability/ Medical	13		0.0	0		0.0
3. Commercial Auto/Truck Liability/ Medical			0.0	0		0.0
4. Workers' Compensation			0.0	0		0.0
5. Commercial Multiple Peril			0.0	0		0.0
6. Medical Professional Liability - Occurrence			0.0	0		0.0
7. Medical Professional Liability - Claims - Made			0.0	0		0.0
8. Special Liability			0.0	0		0.0
9. Other Liability - Occurrence			0.0	0		0.0
10. Other Liability - Claims-Made			0.0	0		0.0
11. Special Property	0		0.0	0		0.0
12. Auto Physical Damage	0		0.0	0		0.0
13. Fidelity/Surety			0.0	0		0.0
14. Other			0.0	0		0.0
15. International			0.0	0		0.0
16. Reinsurance - Nonproportional Assumed Property	XXX	XXX	XXX	XXX	XXX	XXX
17. Reinsurance - Nonproportional Assumed Liability	XXX	XXX	XXX	XXX	XXX	XXX
18. Reinsurance - Nonproportional Assumed Financial Lines	XXX	XXX	XXX	XXX	XXX	XXX
19. Products Liability - Occurrence			0.0	0		0.0
20. Products Liability - Claims-Made			0.0	0		0.0
21. Financial Guaranty/Mortgage Guaranty			0.0	0		0.0
22. Warranty			0.0	0		0.0
23. Totals	13	0	0.0	0	0	0.0

SECTION 2

Years in Which Policies Were Issued	INCURRED LOSSES AND DEFENSE AND COST CONTAINMENT EXPENSES REPORTED AT YEAR END (\$000 OMITTED)									
	1	2	3	4	5	6	7	8	9	10
	2011	2012	2013	2014	2015	2016	2017	2018	2019	2020
1. Prior.....										
2. 2011.....										
3. 2012.....	XXX									
4. 2013.....	XXX	XXX								
5. 2014.....	XXX	XXX	XXX							
6. 2015.....	XXX	XXX	XXX	XXX						
7. 2016.....	XXX	XXX	XXX	XXX	XXX					
8. 2017.....	XXX	XXX	XXX	XXX	XXX	XXX				
9. 2018.....	XXX	XXX	XXX	XXX	XXX	XXX	XXX			
10. 2019.....	XXX	XXX	XXX	XXX	XXX	XXX	XXX	XXX		
11. 2020.....	XXX	XXX	XXX	XXX	XXX	XXX	XXX	XXX	XXX	

SECTION 3

Years in Which Policies Were Issued	BULK AND INCURRED BUT NOT REPORTED RESERVES FOR LOSSES AND DEFENSE AND COST CONTAINMENT EXPENSES AT YEAR END (\$000 OMITTED)									
	1	2	3	4	5	6	7	8	9	10
	2011	2012	2013	2014	2015	2016	2017	2018	2019	2020
1. Prior.....										
2. 2011.....										
3. 2012.....	XXX									
4. 2013.....	XXX	XXX								
5. 2014.....	XXX	XXX	XXX							
6. 2015.....	XXX	XXX	XXX	XXX						
7. 2016.....	XXX	XXX	XXX	XXX	XXX					
8. 2017.....	XXX	XXX	XXX	XXX	XXX	XXX				
9. 2018.....	XXX	XXX	XXX	XXX	XXX	XXX	XXX			
10. 2019.....	XXX	XXX	XXX	XXX	XXX	XXX	XXX	XXX		
11. 2020.....	XXX	XXX	XXX	XXX	XXX	XXX	XXX	XXX	XXX	

Schedule P - Part 7A - Section 4 - Primary Loss Sensitive Contracts

N O N E

Schedule P - Part 7A - Section 5 - Primary Loss Sensitive Contracts

N O N E

Schedule P - Part 7B - Section 1 - Reinsurance Loss Sensitive Contracts

N O N E

Schedule P - Part 7B - Section 2 - Reinsurance Loss Sensitive Contracts

N O N E

Schedule P - Part 7B - Section 3 - Reinsurance Loss Sensitive Contracts

N O N E

Schedule P - Part 7B - Section 4 - Reinsurance Loss Sensitive Contracts

N O N E

Schedule P - Part 7B - Section 5 - Reinsurance Loss Sensitive Contracts

N O N E

Schedule P - Part 7B - Section 6 - Reinsurance Loss Sensitive Contracts

N O N E

Schedule P - Part 7B - Section 7 - Reinsurance Loss Sensitive Contracts

N O N E

SCHEDULE P INTERROGATORIES

1. The following questions relate to yet-to-be-issued Extended Reporting Endorsements (EREs) arising from Death, Disability, or Retirement (DDR) provisions in Medical Professional Liability Claims Made insurance policies. EREs provided for reasons other than DDR are not to be included.
- 1.1 Does the company issue Medical Professional Liability Claims Made insurance policies that provide tail (also known as an extended reporting endorsement, or “ERE”) benefits in the event of Death, Disability, or Retirement (DDR) at a reduced charge or at no additional cost? Yes [] No [X]
If the answer to question 1.1 is “no”, leave the following questions blank. If the answer to question 1.1 is “yes”, please answer the following questions:
- 1.2 What is the total amount of the reserve for that provision (DDR Reserve), as reported, explicitly or not, elsewhere in this statement (in dollars)?\$0
- 1.3 Does the company report any DDR reserve as Unearned Premium Reserve per SSAP #65? Yes [] No [X]
- 1.4 Does the company report any DDR reserve as loss or loss adjustment expense reserve? Yes [] No [X]
- 1.5 If the company reports DDR reserve as Unearned Premium Reserve, does that amount match the figure on the Underwriting and Investment Exhibit, Part 1A - Recapitulation of all Premiums (Page 7) Column 2, Lines 11.1 plus 11.2? Yes [] No [X] N/A []
- 1.6 If the company reports DDR reserve as loss or loss adjustment expense reserve, please complete the following table corresponding to where these reserves are reported in Schedule P:

Years in Which Premiums Were Earned and Losses Were Incurred		DDR Reserve Included in Schedule P, Part 1F, Medical Professional Liability Column 24: Total Net Losses and Expenses Unpaid	
		1 Section 1: Occurrence	2 Section 2: Claims-Made
1.601	Prior		
1.602	2011		
1.603	2012		
1.604	2013		
1.605	2014		
1.606	2015		
1.607	2016		
1.608	2017		
1.609	2018		
1.610	2019		
1.611	2020		
1.612	Totals	0	0

2. The definition of allocated loss adjustment expenses (ALAE) and, therefore, unallocated loss adjustment expenses (ULAE) was changed effective January 1, 1998. This change in definition applies to both paid and unpaid expenses. Are these expenses (now reported as “Defense and Cost Containment” and “Adjusting and Other”) reported in compliance with these definitions in this statement? Yes [X] No []
3. The Adjusting and Other expense payments and reserves should be allocated to the years in which the losses were incurred based on the number of claims reported, closed and outstanding in those years. When allocating Adjusting and Other expense between companies in a group or a pool, the Adjusting and Other expense should be allocated in the same percentage used for the loss amounts and the claim counts. For reinsurers, Adjusting and Other expense assumed should be reported according to the reinsurance contract. For Adjusting and Other expense incurred by reinsurers, or in those situations where suitable claim count information is not available, Adjusting and Other expense should be allocated by a reasonable method determined by the company and described in Interrogatory 7, below. Are they so reported in this Statement? Yes [X] No []
4. Do any lines in Schedule P include reserves that are reported gross of any discount to present value of future payments, and that are reported net of such discounts on Page 10? Yes [] No [X]

If yes, proper disclosure must be made in the Notes to Financial Statements, as specified in the Instructions. Also, the discounts must be reported in Schedule P - Part 1, Columns 32 and 33. Schedule P must be completed gross of non-tabular discounting. Work papers relating to discount calculations must be available for examination upon request.
Discounting is allowed only if expressly permitted by the state insurance department to which this Annual Statement is being filed.
5. What were the net premiums in force at the end of the year for:
(in thousands of dollars)

5.1 Fidelity0
5.2 Surety0
6. Claim count information is reported per claim or per claimant (Indicate which).per claim.....
If not the same in all years, explain in Interrogatory 7.
- 7.1 The information provided in Schedule P will be used by many persons to estimate the adequacy of the current loss and expense reserves, among other things. Are there any especially significant events, coverage, retention or accounting changes that have occurred that must be considered when making such analyses? Yes [] No [X]
- 7.2 (An extended statement may be attached.)
.....

SCHEDULE T - PART 2
INTERSTATE COMPACT - EXHIBIT OF PREMIUMS WRITTEN

Allocated by States and Territories

States, Etc.		Direct Business Only					
		1 Life (Group and Individual)	2 Annuities (Group and Individual)	3 Disability Income (Group and Individual)	4 Long-Term Care (Group and Individual)	5 Deposit-Type Contracts	6 Totals
1.	Alabama	AL					
2.	Alaska	AK					
3.	Arizona	AZ					
4.	Arkansas	AR					
5.	California	CA					
6.	Colorado	CO					
7.	Connecticut	CT					
8.	Delaware	DE					
9.	District of Columbia	DC					
10.	Florida	FL					
11.	Georgia	GA					
12.	Hawaii	HI					
13.	Idaho	ID					
14.	Illinois	IL					
15.	Indiana	IN					
16.	Iowa	IA					
17.	Kansas	KS					
18.	Kentucky	KY					
19.	Louisiana	LA					
20.	Maine	ME					
21.	Maryland	MD					
22.	Massachusetts	MA					
23.	Michigan	MI					
24.	Minnesota	MN					
25.	Mississippi	MS					
26.	Missouri	MO					
27.	Montana	MT					
28.	Nebraska	NE					
29.	Nevada	NV					
30.	New Hampshire	NH					
31.	New Jersey	NJ					
32.	New Mexico	NM					
33.	New York	NY					
34.	North Carolina	NC					
35.	North Dakota	ND					
36.	Ohio	OH					
37.	Oklahoma	OK					
38.	Oregon	OR					
39.	Pennsylvania	PA					
40.	Rhode Island	RI					
41.	South Carolina	SC					
42.	South Dakota	SD					
43.	Tennessee	TN					
44.	Texas	TX					
45.	Utah	UT					
46.	Vermont	VT					
47.	Virginia	VA					
48.	Washington	WA					
49.	West Virginia	WV					
50.	Wisconsin	WI					
51.	Wyoming	WY					
52.	American Samoa	AS					
53.	Guam	GU					
54.	Puerto Rico	PR					
55.	U.S. Virgin Islands	VI					
56.	Northern Mariana Islands	MP					
57.	Canada	CAN					
58.	Aggregate Other Alien	OT					
59.	Total						

NONE

NONE

NONE

NONE

Asterisk	

NONE

ANNUAL STATEMENT FOR THE YEAR 2020 OF THE Cincinnati Equitable Insurance Company

SCHEDULE Y

PART 2 - SUMMARY OF INSURER'S TRANSACTIONS WITH ANY AFFILIATES

1	2	3	4	5	6	7	8	9	10	11	12	13
NAIC Company Code	ID Number	Names of Insurers and Parent, Subsidiaries or Affiliates	Shareholder Dividends	Capital Contributions	Purchases, Sales or Exchanges of Loans, Securities, Real Estate, Mortgage Loans or Other Investments	Income/ (Disbursements) Incurred in Connection with Guarantees or Undertakings for the Benefit of any Affiliate(s)	Management Agreements and Service Contracts	Income/ (Disbursements) Incurred Under Reinsurance Agreements	*	Any Other Material Activity Not in the Ordinary Course of the Insurer's Business	Totals	Reinsurance Recoverable/ (Payable) on Losses and/or Reserve Credit Taken/(Liability)
	38-1718391	Michigan Farm Bureau									0	
21555	38-1316179	Farm Bureau Mutual Insurance Company of Michigan									0	
63096	38-6056370	Farm Bureau Life Insurance Company of Michigan									0	
21547	38-6056228	Farm Bureau General Insurance Company of Michigan					217,237				217,237	
	38-2961817	Michigan Farm Bureau Financial Corporation									0	
	38-3237412	FB Equity Sales Corporation of Michigan									0	
	27-5177082	FBL Real Estate Holdings, LLC									0	
	38-2102277	MFB, Inc.									0	
	38-1883116	Community Service Acceptance Company									0	
	47-3883244	FB Partners Group Premium Financing, LLC									0	
	73-1333610	LIC Corporation									0	
74799	73-1333608	Leaders Life Insurance Company									0	
	27-3936255	Broker Centric Alliance, Inc.									0	
00020	31-1154154	Cincinnati Equitable Companies, Inc.									0	
88064	35-1452221	Cincinnati Equitable Life Insurance Company									0	
16721	31-0239840	Cincinnati Equitable Insurance Company					(217,237)				(217,237)	
							0				0	
9999999 Control Totals			0	0	0	0	0	0	XXX	0	0	0

ANNUAL STATEMENT FOR THE YEAR 2020 OF THE Cincinnati Equitable Insurance Company





SUPPLEMENTAL EXHIBITS AND SCHEDULES INTERROGATORIES

The following supplemental reports are required to be filed as part of your statement filing unless specifically waived by the domiciliary state. However, in the event that your domiciliary state waives the filing requirement, your response of **WAIVED** to the specific interrogatory will be accepted in lieu of filing a “NONE” report and a bar code will be printed below. If the supplement is required of your company but is not being filed for whatever reason enter **SEE EXPLANATION** and provide an explanation following the interrogatory questions.

		Responses
MARCH FILING		
1.	Will an actuarial opinion be filed by March 1?	WAIVED
2.	Will the Supplemental Compensation Exhibit be filed with the state of domicile by March 1?	YES
3.	Will the confidential Risk-based Capital Report be filed with the NAIC by March 1?.....	YES
4.	Will the confidential Risk-based Capital Report be filed with the state of domicile, if required by March 1?	YES
APRIL FILING		
5.	Will the Insurance Expense Exhibit be filed with the state of domicile and the NAIC by April 1?	YES
6.	Will Management's Discussion and Analysis be filed by April 1?	YES
7.	Will the Supplemental Investment Risk Interrogatories be filed by April 1?	YES
MAY FILING		
8.	Will this company be included in a combined annual statement which is filed with the NAIC by May 1?	SEE EXPLANATION
JUNE FILING		
9.	Will an audited financial report be filed by June 1?	YES
10.	Will Accountant's Letter of Qualifications be filed with the state of domicile and electronically with the NAIC by June 1?	YES
AUGUST FILING		
11.	Will the regulator-only (non-public) Communication of Internal Control Related Matters Noted in Audit be filed with the state of domicile and electronically with the NAIC (as a regulator-only non-public document) by August 1?	YES

The following supplemental reports are required to be filed as part of your annual statement filing **if your company is engaged in the type of business covered by the supplement. However, in the event that your company does not transact the type of business for which the special report must be filed, your response of NO to the specific interrogatory will be accepted in lieu of filing a “NONE” report and a bar code will be printed below.** If the supplement is required of your company but is not being filed for whatever reason enter **SEE EXPLANATION** and provide an explanation following the interrogatory questions.

MARCH FILING		
12.	Will Schedule SIS (Stockholder Information Supplement) be filed with the state of domicile by March 1?	NO
13.	Will the Financial Guaranty Insurance Exhibit be filed by March 1?.....	NO
14.	Will the Medicare Supplement Insurance Experience Exhibit be filed with the state of domicile and the NAIC by March 1?.....	NO
15.	Will Supplement A to Schedule T (Medical Professional Liability Supplement) be filed by March 1?	NO
16.	Will the Trusteed Surplus Statement be filed with the state of domicile and the NAIC by March 1?	NO
17.	Will the Premiums Attributed to Protected Cells Exhibit be filed by March 1?	NO
18.	Will the Reinsurance Summary Supplemental Filing for General Interrogatory 9 be filed with the state of domicile and the NAIC by March 1?	NO
19.	Will the Medicare Part D Coverage Supplement be filed with the state of domicile and the NAIC by March 1?.....	NO
20.	Will the confidential Actuarial Opinion Summary be filed with the state of domicile, if required, by March 15 (or the date otherwise specified)?.....	NO
21.	Will the Reinsurance Attestation Supplement be filed with the state of domicile and the NAIC by March 1?	NO
22.	Will the Exceptions to the Reinsurance Attestation Supplement be filed with the state of domicile by March 1?	NO
23.	Will the Bail Bond Supplement be filed with the state of domicile and the NAIC by March 1?	NO
24.	Will the Director and Officer Insurance Coverage Supplement be filed with the state of domicile and the NAIC by March 1?	NO
25.	Will an approval from the reporting entity's state of domicile for relief related to the five-year rotation requirement for lead audit partner be filed electronically with the NAIC by March 1?	NO
26.	Will an approval from the reporting entity's state of domicile for relief related to the one-year cooling off period for independent CPA be filed electronically with the NAIC by March 1?	NO
27.	Will an approval from the reporting entity's state of domicile for relief related to the Requirements for Audit Committees be filed electronically with the NAIC by March 1?.....	NO
28.	Will the Supplemental Schedule for Reinsurance Counterparty Reporting Exception - Asbestos and Pollution Contracts be filed with the state of domicile and the NAIC by March 1?.....	NO
APRIL FILING		
29.	Will the Credit Insurance Experience Exhibit be filed with the state of domicile and the NAIC by April 1?	NO
30.	Will the Long-term Care Experience Reporting Forms be filed with the state of domicile and the NAIC by April 1?	NO
31.	Will the Accident and Health Policy Experience Exhibit be filed by April 1?	NO
32.	Will the Supplemental Health Care Exhibit (Parts 1, 2 and 3) be filed with the state of domicile and the NAIC by April 1?	NO
33.	Will the regulator only (non-public) Supplemental Health Care Exhibit's Expense Allocation Report be filed with the state of domicile and the NAIC by April 1?	NO
34.	Will the Cybersecurity and Identity Theft Insurance Coverage Supplement be filed with the state of domicile and the NAIC by April 1?	NO
35.	Will the Life, Health & Annuity Guaranty Association Model Act Assessment Base Reconciliation Exhibit be filed with the state of domicile and the NAIC by April 1?	NO
36.	Will the Adjustments to the Life, Health & Annuity Guaranty Association Model Act Assessment Base Reconciliation Exhibit (if required) be filed with the state of domicile and the NAIC by April 1?	NO
37.	Will the Private Flood Insurance Supplement be filed with the state of domicile and the NAIC by April 1?	NO
AUGUST FILING		
38.	Will Management's Report of Internal Control Over Financial Reporting be filed with the state of domicile by August 1?	YES
Explanations:		
8.	Only One PC Company	
12.	N/A	
13.	N/A	
14.	N/A	
15.	N/A	
16.	N/A	
17.	N/A	
18.	N/A	
19.	N/A	
20.	N/A	
21.	N/A	
22.	N/A	
23.	N/A	
24.	N/A	
25.	N/A	
26.	N/A	
27.	N/A	
28.	N/A	
29.	N/A	
30.	N/A	
31.	N/A	
32.	N/A	
33.	N/A	
34.	N/A	
35.	N/A	
36.	N/A	
37.	N/A	

Bar Codes:	
1.	Actuarial Opinion [Document Identifier 440]
	
12.	SIS Stockholder Information Supplement [Document Identifier 420]
	
13.	Financial Guaranty Insurance Exhibit [Document Identifier 240]
	
14.	Medicare Supplement Insurance Experience Exhibit [Document Identifier 360]
	
15.	Supplement A to Schedule T [Document Identifier 455]
	
16.	Trusteed Surplus Statement [Document Identifier 490]
	

ANNUAL STATEMENT FOR THE YEAR 2020 OF THE Cincinnati Equitable Insurance Company

SUPPLEMENTAL EXHIBITS AND SCHEDULES INTERROGATORIES

17. Premiums Attributed to Protected Cells Exhibit [Document Identifier 385]



18. Reinsurance Summary Supplemental Filing [Document Identifier 401]



19. Medicare Part D Coverage Supplement [Document Identifier 365]



20. Actuarial Opinion Summary (AOS) [Document Identifier 441]



21. Reinsurance Attestation Supplement [Document Identifier 399]



22. Exceptions to the Reinsurance Attestation Supplement [Document Identifier 400]



23. Bail Bond Supplement [Document Identifier 500]



24. Director and Officer Insurance Coverage Supplement [Document Identifier 505]



25. Relief from the five-year rotation requirement for lead audit partner [Document Identifier 224]



26. Relief from the one-year cooling off period for independent CPA [Document Identifier 225]



27. Relief from the Requirements for Audit Committees [Document Identifier 226]



28. Reinsurance Counterparty Reporting Exception – Asbestos and Pollution Contracts [Document Identifier 555]



29. Credit Insurance Experience Exhibit [Document Identifier 230]



30. Long-Term Care Experience Reporting Forms [Document Identifier 306]



31. Accident and Health Policy Experience Exhibit [Document Identifier 210]



32. Supplemental Health Care Exhibit (Parts 1, 2 and 3) [Document Identifier 216]



33. Supplemental Health Care Exhibit's Expense Allocation Report [Document Identifier 217]



34. Cybersecurity and Identity Theft Insurance Coverage Supplement [Document Identifier 550]



35. Life, Health & Annuity Guaranty Association Model Act Assessment Base Reconciliation Exhibit [Document Identifier 290]



36. Adjustments to the Life, Health & Annuity Guaranty Association Model Act Assessment Base Reconciliation Exhibit [Document Identifier 300]



37. Private Flood Insurance Supplement [Document Identifier 560]



OVERFLOW PAGE FOR WRITE-INS