



PROPERTY AND CASUALTY COMPANIES - ASSOCIATION EDITION

ANNUAL STATEMENT

FOR THE YEAR ENDED DECEMBER 31, 2020
OF THE CONDITION AND AFFAIRS OF THE

Excess Share Insurance Corporation

NAIC Group Code35903590NAIC Company Code10003Employer's ID Number31-1383517
(Current)(Prior)

Organized under the Laws ofOhio, State of Domicile or Port of EntryOH
Country of DomicileUnited States of America

Incorporated/Organized08/17/1993Commenced Business12/22/1993

Statutory Home Office5656 Frantz Rd.,Dublin, OH, US 43017
(Street and Number)(City or Town, State, Country and Zip Code)

Main Administrative Office5656 Frantz Rd.
(Street and Number)
Dublin, OH, US 43017614-764-1900
(City or Town, State, Country and Zip Code)(Area Code) (Telephone Number)

Mail Address5656 Frantz Rd.,Dublin, OH, US 43017
(Street and Number or P.O. Box)(City or Town, State, Country and Zip Code)

Primary Location of Books and Records5656 Frantz Rd.
(Street and Number)
Dublin, OH, US 43017614-764-1900
(City or Town, State, Country and Zip Code)(Area Code) (Telephone Number)

Internet Website Addresswww.excessshare.com

Statutory Statement ContactPeter John Love614-973-7736
(Name)(Area Code) (Telephone Number)
plove@americanshare.com614-973-7737
(E-mail Address)(FAX Number)

OFFICERS

PresidentDennis Roy AdamsTreasurerPeter John Love #

SecretaryPeter John Love #

OTHER

DIRECTORS OR TRUSTEES

Dennis Roy AdamsPeter John Love #Thaddeus Joseph Angelle
Bradley Dale SwartzentruberElizabeth Ann Calderone

State ofOhioSS:
County ofFranklin

The officers of this reporting entity being duly sworn, each depose and say that they are the described officers of said reporting entity, and that on the reporting period stated above, all of the herein described assets were the absolute property of the said reporting entity, free and clear from any liens or claims thereon, except as herein stated, and that this statement, together with related exhibits, schedules and explanations therein contained, annexed or referred to, is a full and true statement of all the assets and liabilities and of the condition and affairs of the said reporting entity as of the reporting period stated above, and of its income and deductions therefrom for the period ended, and have been completed in accordance with the NAIC Annual Statement Instructions and Accounting Practices and Procedures manual except to the extent that: (1) state law may differ; or, (2) that state rules or regulations require differences in reporting not related to accounting practices and procedures, according to the best of their information, knowledge and belief, respectively. Furthermore, the scope of this attestation by the described officers also includes the related corresponding electronic filing with the NAIC, when required, that is an exact copy (except for formatting differences due to electronic filing) of the enclosed statement. The electronic filing may be requested by various regulators in lieu of or in addition to the enclosed statement.

Dennis Roy AdamsPeter John LovePeter John Love
PresidentSecretaryTreasurer

Subscribed and sworn to before me thisa. Is this an original filing?Yes [X] No []
day ofFeburaryb. If no,
1. State the amendment number.....
2. Date filed
3. Number of pages attached.....



ANNUAL STATEMENT FOR THE YEAR 2020 OF THE 10003:Excess Share Insurance Corporation

EXHIBIT OF PREMIUMS AND LOSSES (Statutory Page 14)

NAIC Group Code 3590 BUSINESS IN THE STATE OF Alabama DURING THE YEAR 2020 NAIC Company Code 10003

Line of Business	Gross Premiums, Including Policy and Membership Fees, Less Return Premiums and Premiums on Policies not Taken		3	4	5	6	7	8	9	10	11	12
	1	2										
	Direct Premiums Written	Direct Premiums Earned	Dividends Paid or Credited to Policyholders on Direct Business	Direct Unearned Premium Reserves	Direct Losses Paid (deducting salvage)	Direct Losses Incurred	Direct Losses Unpaid	Direct Defense and Cost Containment Expense Paid	Direct Defense and Cost Containment Expense Incurred	Direct Defense and Cost Containment Expense Unpaid	Commissions and Brokerage Expenses	Taxes, Licenses and Fees
1. Fire												
2.1 Allied lines												
2.2 Multiple peril crop												
2.3 Federal flood												
2.4 Private crop												
2.5 Private flood												
3. Farmowners multiple peril												
4. Homeowners multiple peril												
5.1 Commercial multiple peril (non-liability portion)												
5.2 Commercial multiple peril (liability portion)												
6. Mortgage guaranty												
8. Ocean marine												
9. Inland marine												
10. Financial guaranty												
11. Medical professional liability												
12. Earthquake												
13. Group accident and health (b)												
14. Credit accident and health (group and individual)												
15.1 Collectively renewable accident and health (b)												
15.2 Non-cancelable accident and health(b)												
15.3 Guaranteed renewable accident and health(b)												
15.4 Non-renewable for stated reasons only (b)												
15.5 Other accident only												
15.6 Medicare Title XVIII exempt from state taxes or fees												
15.7 All other accident and health (b)												
15.8 Federal employees health benefits plan premium (b)												
16. Workers' compensation												
17.1 Other Liability - occurrence												
17.2 Other Liability - claims made												
17.3 Excess workers' compensation												
18. Products liability												
19.1 Private passenger auto no-fault (personal injury protection)												
19.2 Other private passenger auto liability												
19.3 Commercial auto no-fault (personal injury protection)												
19.4 Other commercial auto liability												
21.1 Private passenger auto physical damage												
21.2 Commercial auto physical damage												
22. Aircraft (all perils)												
23. Fidelity												
24. Surety												
26. Burglary and theft												
27. Boiler and machinery												
28. Credit												
29. International												
30. Warranty												
34. Aggregate write-ins for other lines of business	267,521	267,521										10,505
35. TOTALS (a)	267,521	267,521										10,505
DETAILS OF WRITE-INS												
3401. Guaranty of Excess Share Deposits in Credit Unions	267,521	267,521										10,505
3402.												
3403.												
3498. Summary of remaining write-ins for Line 34 from overflow page												
3499. Totals (Lines 3401 thru 3403 plus 3498)(Line 34 above)	267,521	267,521										10,505

(a) Finance and service charges not included in Lines 1 to 35 \$
(b) For health business on indicated lines report: Number of persons insured under PPO managed care products and number of persons insured under indemnity only products



ANNUAL STATEMENT FOR THE YEAR 2020 OF THE 10003:Excess Share Insurance Corporation

EXHIBIT OF PREMIUMS AND LOSSES (Statutory Page 14)

NAIC Group Code 3590 BUSINESS IN THE STATE OF Arkansas DURING THE YEAR 2020 NAIC Company Code 10003

Line of Business	Gross Premiums, Including Policy and Membership Fees, Less Return Premiums and Premiums on Policies not Taken		3	4	5	6	7	8	9	10	11	12
	1	2										
	Direct Premiums Written	Direct Premiums Earned	Dividends Paid or Credited to Policyholders on Direct Business	Direct Unearned Premium Reserves	Direct Losses Paid (deducting salvage)	Direct Losses Incurred	Direct Losses Unpaid	Direct Defense and Cost Containment Expense Paid	Direct Defense and Cost Containment Expense Incurred	Direct Defense and Cost Containment Expense Unpaid	Commissions and Brokerage Expenses	Taxes, Licenses and Fees
1. Fire												
2.1 Allied lines												
2.2 Multiple peril crop												
2.3 Federal flood												
2.4 Private crop												
2.5 Private flood												
3. Farmowners multiple peril												
4. Homeowners multiple peril												
5.1 Commercial multiple peril (non-liability portion)												
5.2 Commercial multiple peril (liability portion)												
6. Mortgage guaranty												
8. Ocean marine												
9. Inland marine												
10. Financial guaranty												
11. Medical professional liability												
12. Earthquake												
13. Group accident and health (b)												
14. Credit accident and health (group and individual)												
15.1 Collectively renewable accident and health (b)												
15.2 Non-cancelable accident and health(b)												
15.3 Guaranteed renewable accident and health(b)												
15.4 Non-renewable for stated reasons only (b)												
15.5 Other accident only												
15.6 Medicare Title XVIII exempt from state taxes or fees												
15.7 All other accident and health (b)												
15.8 Federal employees health benefits plan premium (b)												
16. Workers' compensation												
17.1 Other Liability - occurrence												
17.2 Other Liability - claims made												
17.3 Excess workers' compensation												
18. Products liability												
19.1 Private passenger auto no-fault (personal injury protection)												
19.2 Other private passenger auto liability												
19.3 Commercial auto no-fault (personal injury protection)												
19.4 Other commercial auto liability												
21.1 Private passenger auto physical damage												
21.2 Commercial auto physical damage												
22. Aircraft (all perils)												
23. Fidelity												
24. Surety												
26. Burglary and theft												
27. Boiler and machinery												
28. Credit												
29. International												
30. Warranty												
34. Aggregate write-ins for other lines of business	48,978	48,978										3,163
35. TOTALS (a)	48,978	48,978										3,163
DETAILS OF WRITE-INS												
3401. Guaranty of Excess Share Deposits in Credit Unions	48,978	48,978										3,163
3402.												
3403.												
3498. Summary of remaining write-ins for Line 34 from overflow page												
3499. Totals (Lines 3401 thru 3403 plus 3498)(Line 34 above)	48,978	48,978										3,163

(a) Finance and service charges not included in Lines 1 to 35 \$
(b) For health business on indicated lines report: Number of persons insured under PPO managed care products and number of persons insured under indemnity only products



ANNUAL STATEMENT FOR THE YEAR 2020 OF THE 10003:Excess Share Insurance Corporation

EXHIBIT OF PREMIUMS AND LOSSES (Statutory Page 14)

NAIC Group Code 3590 BUSINESS IN THE STATE OF Colorado DURING THE YEAR 2020 NAIC Company Code 10003

Line of Business	Gross Premiums, Including Policy and Membership Fees, Less Return Premiums and Premiums on Policies not Taken		3	4	5	6	7	8	9	10	11	12
	1	2										
	Direct Premiums Written	Direct Premiums Earned	Dividends Paid or Credited to Policyholders on Direct Business	Direct Unearned Premium Reserves	Direct Losses Paid (deducting salvage)	Direct Losses Incurred	Direct Losses Unpaid	Direct Defense and Cost Containment Expense Paid	Direct Defense and Cost Containment Expense Incurred	Direct Defense and Cost Containment Expense Unpaid	Commissions and Brokerage Expenses	Taxes, Licenses and Fees
1. Fire												
2.1 Allied lines												
2.2 Multiple peril crop												
2.3 Federal flood												
2.4 Private crop												
2.5 Private flood												
3. Farmowners multiple peril												
4. Homeowners multiple peril												
5.1 Commercial multiple peril (non-liability portion)												
5.2 Commercial multiple peril (liability portion)												
6. Mortgage guaranty												
8. Ocean marine												
9. Inland marine												
10. Financial guaranty												
11. Medical professional liability												
12. Earthquake												
13. Group accident and health (b)												
14. Credit accident and health (group and individual)												
15.1 Collectively renewable accident and health (b)												
15.2 Non-cancelable accident and health(b)												
15.3 Guaranteed renewable accident and health(b)												
15.4 Non-renewable for stated reasons only (b)												
15.5 Other accident only												
15.6 Medicare Title XVIII exempt from state taxes or fees												
15.7 All other accident and health (b)												
15.8 Federal employees health benefits plan premium (b)												
16. Workers' compensation												
17.1 Other Liability - occurrence												
17.2 Other Liability - claims made												
17.3 Excess workers' compensation												
18. Products liability												
19.1 Private passenger auto no-fault (personal injury protection)												
19.2 Other private passenger auto liability												
19.3 Commercial auto no-fault (personal injury protection)												
19.4 Other commercial auto liability												
21.1 Private passenger auto physical damage												
21.2 Commercial auto physical damage												
22. Aircraft (all perils)												
23. Fidelity												
24. Surety												
26. Burglary and theft												
27. Boiler and machinery												
28. Credit												
29. International												
30. Warranty												
34. Aggregate write-ins for other lines of business	16,901	16,901										1,628
35. TOTALS (a)	16,901	16,901										1,628
DETAILS OF WRITE-INS												
3401. Guaranty of Excess Share Deposits in Credit Unions	16,901	16,901										1,628
3402.												
3403.												
3498. Summary of remaining write-ins for Line 34 from overflow page												
3499. Totals (Lines 3401 thru 3403 plus 3498)(Line 34 above)	16,901	16,901										1,628

(a) Finance and service charges not included in Lines 1 to 35 \$
(b) For health business on indicated lines report: Number of persons insured under PPO managed care products and number of persons insured under indemnity only products



ANNUAL STATEMENT FOR THE YEAR 2020 OF THE 10003:Excess Share Insurance Corporation

EXHIBIT OF PREMIUMS AND LOSSES (Statutory Page 14)

NAIC Group Code 3590 BUSINESS IN THE STATE OF Delaware DURING THE YEAR 2020 NAIC Company Code 10003

Line of Business	Gross Premiums, Including Policy and Membership Fees, Less Return Premiums and Premiums on Policies not Taken		3	4	5	6	7	8	9	10	11	12
	1	2										
	Direct Premiums Written	Direct Premiums Earned	Dividends Paid or Credited to Policyholders on Direct Business	Direct Unearned Premium Reserves	Direct Losses Paid (deducting salvage)	Direct Losses Incurred	Direct Losses Unpaid	Direct Defense and Cost Containment Expense Paid	Direct Defense and Cost Containment Expense Incurred	Direct Defense and Cost Containment Expense Unpaid	Commissions and Brokerage Expenses	Taxes, Licenses and Fees
1. Fire												
2.1 Allied lines												
2.2 Multiple peril crop												
2.3 Federal flood												
2.4 Private crop												
2.5 Private flood												
3. Farmowners multiple peril												
4. Homeowners multiple peril												
5.1 Commercial multiple peril (non-liability portion)												
5.2 Commercial multiple peril (liability portion)												
6. Mortgage guaranty												
8. Ocean marine												
9. Inland marine												
10. Financial guaranty												
11. Medical professional liability												
12. Earthquake												
13. Group accident and health (b)												
14. Credit accident and health (group and individual)												
15.1 Collectively renewable accident and health (b)												
15.2 Non-cancelable accident and health(b)												
15.3 Guaranteed renewable accident and health(b)												
15.4 Non-renewable for stated reasons only (b)												
15.5 Other accident only												
15.6 Medicare Title XVIII exempt from state taxes or fees												
15.7 All other accident and health (b)												
15.8 Federal employees health benefits plan premium (b)												
16. Workers' compensation												
17.1 Other Liability - occurrence												
17.2 Other Liability - claims made												
17.3 Excess workers' compensation												
18. Products liability												
19.1 Private passenger auto no-fault (personal injury protection)												
19.2 Other private passenger auto liability												
19.3 Commercial auto no-fault (personal injury protection)												
19.4 Other commercial auto liability												
21.1 Private passenger auto physical damage												
21.2 Commercial auto physical damage												
22. Aircraft (all perils)												
23. Fidelity												
24. Surety												
26. Burglary and theft												
27. Boiler and machinery												
28. Credit												
29. International												
30. Warranty												
34. Aggregate write-ins for other lines of business	34,091	34,091										2,485
35. TOTALS (a)	34,091	34,091										2,485
DETAILS OF WRITE-INS												
3401. Guaranty of Excess Share Deposits in Credit Unions	34,091	34,091										2,485
3402.												
3403.												
3498. Summary of remaining write-ins for Line 34 from overflow page												
3499. Totals (Lines 3401 thru 3403 plus 3498)(Line 34 above)	34,091	34,091										2,485

(a) Finance and service charges not included in Lines 1 to 35 \$
(b) For health business on indicated lines report: Number of persons insured under PPO managed care products and number of persons insured under indemnity only products



ANNUAL STATEMENT FOR THE YEAR 2020 OF THE 10003:Excess Share Insurance Corporation

EXHIBIT OF PREMIUMS AND LOSSES (Statutory Page 14)

NAIC Group Code 3590 BUSINESS IN THE STATE OF District of Columbia DURING THE YEAR 2020 NAIC Company Code 10003

Line of Business	Gross Premiums, Including Policy and Membership Fees, Less Return Premiums and Premiums on Policies not Taken		3	4	5	6	7	8	9	10	11	12
	1	2										
	Direct Premiums Written	Direct Premiums Earned	Dividends Paid or Credited to Policyholders on Direct Business	Direct Unearned Premium Reserves	Direct Losses Paid (deducting salvage)	Direct Losses Incurred	Direct Losses Unpaid	Direct Defense and Cost Containment Expense Paid	Direct Defense and Cost Containment Expense Incurred	Direct Defense and Cost Containment Expense Unpaid	Commissions and Brokerage Expenses	Taxes, Licenses and Fees
1. Fire												
2.1 Allied lines												
2.2 Multiple peril crop												
2.3 Federal flood												
2.4 Private crop												
2.5 Private flood												
3. Farmowners multiple peril												
4. Homeowners multiple peril												
5.1 Commercial multiple peril (non-liability portion)												
5.2 Commercial multiple peril (liability portion)												
6. Mortgage guaranty												
8. Ocean marine												
9. Inland marine												
10. Financial guaranty												
11. Medical professional liability												
12. Earthquake												
13. Group accident and health (b)												
14. Credit accident and health (group and individual)												
15.1 Collectively renewable accident and health (b)												
15.2 Non-cancelable accident and health(b)												
15.3 Guaranteed renewable accident and health(b)												
15.4 Non-renewable for stated reasons only (b)												
15.5 Other accident only												
15.6 Medicare Title XVIII exempt from state taxes or fees												
15.7 All other accident and health (b)												
15.8 Federal employees health benefits plan premium (b)												
16. Workers' compensation												
17.1 Other Liability - occurrence												
17.2 Other Liability - claims made												
17.3 Excess workers' compensation												
18. Products liability												
19.1 Private passenger auto no-fault (personal injury protection)												
19.2 Other private passenger auto liability												
19.3 Commercial auto no-fault (personal injury protection)												
19.4 Other commercial auto liability												
21.1 Private passenger auto physical damage												
21.2 Commercial auto physical damage												
22. Aircraft (all perils)												
23. Fidelity												
24. Surety												
26. Burglary and theft												
27. Boiler and machinery												
28. Credit												
29. International												
30. Warranty												
34. Aggregate write-ins for other lines of business	78,056	78,056										4,914
35. TOTALS (a)	78,056	78,056										4,914
DETAILS OF WRITE-INS												
3401. Guaranty of Excess Share Deposits in Credit Unions	78,056	78,056										4,914
3402.												
3403.												
3498. Summary of remaining write-ins for Line 34 from overflow page												
3499. Totals (Lines 3401 thru 3403 plus 3498)(Line 34 above)	78,056	78,056										4,914

(a) Finance and service charges not included in Lines 1 to 35 \$
(b) For health business on indicated lines report: Number of persons insured under PPO managed care products and number of persons insured under indemnity only products



ANNUAL STATEMENT FOR THE YEAR 2020 OF THE 10003:Excess Share Insurance Corporation

EXHIBIT OF PREMIUMS AND LOSSES (Statutory Page 14)

NAIC Group Code 3590 BUSINESS IN THE STATE OF Florida DURING THE YEAR 2020 NAIC Company Code 10003

Line of Business	Gross Premiums, Including Policy and Membership Fees, Less Return Premiums and Premiums on Policies not Taken		3	4	5	6	7	8	9	10	11	12
	1	2										
	Direct Premiums Written	Direct Premiums Earned	Dividends Paid or Credited to Policyholders on Direct Business	Direct Unearned Premium Reserves	Direct Losses Paid (deducting salvage)	Direct Losses Incurred	Direct Losses Unpaid	Direct Defense and Cost Containment Expense Paid	Direct Defense and Cost Containment Expense Incurred	Direct Defense and Cost Containment Expense Unpaid	Commissions and Brokerage Expenses	Taxes, Licenses and Fees
1. Fire												
2.1 Allied lines												
2.2 Multiple peril crop												
2.3 Federal flood												
2.4 Private crop												
2.5 Private flood												
3. Farmowners multiple peril												
4. Homeowners multiple peril												
5.1 Commercial multiple peril (non-liability portion)												
5.2 Commercial multiple peril (liability portion)												
6. Mortgage guaranty												
8. Ocean marine												
9. Inland marine												
10. Financial guaranty												
11. Medical professional liability												
12. Earthquake												
13. Group accident and health (b)												
14. Credit accident and health (group and individual)												
15.1 Collectively renewable accident and health (b)												
15.2 Non-cancelable accident and health(b)												
15.3 Guaranteed renewable accident and health(b)												
15.4 Non-renewable for stated reasons only (b)												
15.5 Other accident only												
15.6 Medicare Title XVIII exempt from state taxes or fees												
15.7 All other accident and health (b)												
15.8 Federal employees health benefits plan premium (b)												
16. Workers' compensation												
17.1 Other Liability - occurrence												
17.2 Other Liability - claims made												
17.3 Excess workers' compensation												
18. Products liability												
19.1 Private passenger auto no-fault (personal injury protection)												
19.2 Other private passenger auto liability												
19.3 Commercial auto no-fault (personal injury protection)												
19.4 Other commercial auto liability												
21.1 Private passenger auto physical damage												
21.2 Commercial auto physical damage												
22. Aircraft (all perils)												
23. Fidelity												
24. Surety												
26. Burglary and theft												
27. Boiler and machinery												
28. Credit												
29. International												
30. Warranty												
34. Aggregate write-ins for other lines of business	113,818	113,818										6,131
35. TOTALS (a)	113,818	113,818										6,131
DETAILS OF WRITE-INS												
3401. Guaranty of Excess Share Deposits in Credit Unions	113,818	113,818										6,131
3402.												
3403.												
3498. Summary of remaining write-ins for Line 34 from overflow page												
3499. Totals (Lines 3401 thru 3403 plus 3498)(Line 34 above)	113,818	113,818										6,131

(a) Finance and service charges not included in Lines 1 to 35 \$
(b) For health business on indicated lines report: Number of persons insured under PPO managed care products and number of persons insured under indemnity only products



ANNUAL STATEMENT FOR THE YEAR 2020 OF THE 10003:Excess Share Insurance Corporation

EXHIBIT OF PREMIUMS AND LOSSES (Statutory Page 14)

NAIC Group Code 3590 BUSINESS IN THE STATE OF Georgia DURING THE YEAR 2020 NAIC Company Code 10003

Line of Business	Gross Premiums, Including Policy and Membership Fees, Less Return Premiums and Premiums on Policies not Taken		3	4	5	6	7	8	9	10	11	12
	1	2										
	Direct Premiums Written	Direct Premiums Earned	Dividends Paid or Credited to Policyholders on Direct Business	Direct Unearned Premium Reserves	Direct Losses Paid (deducting salvage)	Direct Losses Incurred	Direct Losses Unpaid	Direct Defense and Cost Containment Expense Paid	Direct Defense and Cost Containment Expense Incurred	Direct Defense and Cost Containment Expense Unpaid	Commissions and Brokerage Expenses	Taxes, Licenses and Fees
1. Fire												
2.1 Allied lines												
2.2 Multiple peril crop												
2.3 Federal flood												
2.4 Private crop												
2.5 Private flood												
3. Farmowners multiple peril												
4. Homeowners multiple peril												
5.1 Commercial multiple peril (non-liability portion)												
5.2 Commercial multiple peril (liability portion)												
6. Mortgage guaranty												
8. Ocean marine												
9. Inland marine												
10. Financial guaranty												
11. Medical professional liability												
12. Earthquake												
13. Group accident and health (b)												
14. Credit accident and health (group and individual)												
15.1 Collectively renewable accident and health (b)												
15.2 Non-cancelable accident and health(b)												
15.3 Guaranteed renewable accident and health(b)												
15.4 Non-renewable for stated reasons only (b)												
15.5 Other accident only												
15.6 Medicare Title XVIII exempt from state taxes or fees												
15.7 All other accident and health (b)												
15.8 Federal employees health benefits plan premium (b)												
16. Workers' compensation												
17.1 Other Liability - occurrence												
17.2 Other Liability - claims made												
17.3 Excess workers' compensation												
18. Products liability												
19.1 Private passenger auto no-fault (personal injury protection)												
19.2 Other private passenger auto liability												
19.3 Commercial auto no-fault (personal injury protection)												
19.4 Other commercial auto liability												
21.1 Private passenger auto physical damage												
21.2 Commercial auto physical damage												
22. Aircraft (all perils)												
23. Fidelity												
24. Surety												
26. Burglary and theft												
27. Boiler and machinery												
28. Credit												
29. International												
30. Warranty												
34. Aggregate write-ins for other lines of business	29,609	29,609										2,567
35. TOTALS (a)	29,609	29,609										2,567
DETAILS OF WRITE-INS												
3401. Guaranty of Excess Share Deposits in Credit Unions	29,609	29,609										2,567
3402.												
3403.												
3498. Summary of remaining write-ins for Line 34 from overflow page												
3499. Totals (Lines 3401 thru 3403 plus 3498)(Line 34 above)	29,609	29,609										2,567

(a) Finance and service charges not included in Lines 1 to 35 \$
(b) For health business on indicated lines report: Number of persons insured under PPO managed care products and number of persons insured under indemnity only products



ANNUAL STATEMENT FOR THE YEAR 2020 OF THE 10003:Excess Share Insurance Corporation

EXHIBIT OF PREMIUMS AND LOSSES (Statutory Page 14)

NAIC Group Code 3590 BUSINESS IN THE STATE OF Hawaii DURING THE YEAR 2020 NAIC Company Code 10003

Line of Business	Gross Premiums, Including Policy and Membership Fees, Less Return Premiums and Premiums on Policies not Taken		3	4	5	6	7	8	9	10	11	12
	1	2										
	Direct Premiums Written	Direct Premiums Earned	Dividends Paid or Credited to Policyholders on Direct Business	Direct Unearned Premium Reserves	Direct Losses Paid (deducting salvage)	Direct Losses Incurred	Direct Losses Unpaid	Direct Defense and Cost Containment Expense Paid	Direct Defense and Cost Containment Expense Incurred	Direct Defense and Cost Containment Expense Unpaid	Commissions and Brokerage Expenses	Taxes, Licenses and Fees
1. Fire												
2.1 Allied lines												
2.2 Multiple peril crop												
2.3 Federal flood												
2.4 Private crop												
2.5 Private flood												
3. Farmowners multiple peril												
4. Homeowners multiple peril												
5.1 Commercial multiple peril (non-liability portion)												
5.2 Commercial multiple peril (liability portion)												
6. Mortgage guaranty												
8. Ocean marine												
9. Inland marine												
10. Financial guaranty												
11. Medical professional liability												
12. Earthquake												
13. Group accident and health (b)												
14. Credit accident and health (group and individual)												
15.1 Collectively renewable accident and health (b)												
15.2 Non-cancelable accident and health(b)												
15.3 Guaranteed renewable accident and health(b)												
15.4 Non-renewable for stated reasons only (b)												
15.5 Other accident only												
15.6 Medicare Title XVIII exempt from state taxes or fees												
15.7 All other accident and health (b)												
15.8 Federal employees health benefits plan premium (b)												
16. Workers' compensation												
17.1 Other Liability - occurrence												
17.2 Other Liability - claims made												
17.3 Excess workers' compensation												
18. Products liability												
19.1 Private passenger auto no-fault (personal injury protection)												
19.2 Other private passenger auto liability												
19.3 Commercial auto no-fault (personal injury protection)												
19.4 Other commercial auto liability												
21.1 Private passenger auto physical damage												
21.2 Commercial auto physical damage												
22. Aircraft (all perils)												
23. Fidelity												
24. Surety												
26. Burglary and theft												
27. Boiler and machinery												
28. Credit												
29. International												
30. Warranty												
34. Aggregate write-ins for other lines of business	11,595	11,595										1,865
35. TOTALS (a)	11,595	11,595										1,865
DETAILS OF WRITE-INS												
3401. Guaranty of Excess Share Deposits in Credit Unions	11,595	11,595										1,865
3402.												
3403.												
3498. Summary of remaining write-ins for Line 34 from overflow page												
3499. Totals (Lines 3401 thru 3403 plus 3498)(Line 34 above)	11,595	11,595										1,865

(a) Finance and service charges not included in Lines 1 to 35 \$
(b) For health business on indicated lines report: Number of persons insured under PPO managed care products and number of persons insured under indemnity only products



ANNUAL STATEMENT FOR THE YEAR 2020 OF THE 10003:Excess Share Insurance Corporation

EXHIBIT OF PREMIUMS AND LOSSES (Statutory Page 14)

NAIC Group Code 3590 BUSINESS IN THE STATE OF Idaho DURING THE YEAR 2020 NAIC Company Code 10003

Line of Business	Gross Premiums, Including Policy and Membership Fees, Less Return Premiums and Premiums on Policies not Taken		3	4	5	6	7	8	9	10	11	12
	1	2										
	Direct Premiums Written	Direct Premiums Earned	Dividends Paid or Credited to Policyholders on Direct Business	Direct Unearned Premium Reserves	Direct Losses Paid (deducting salvage)	Direct Losses Incurred	Direct Losses Unpaid	Direct Defense and Cost Containment Expense Paid	Direct Defense and Cost Containment Expense Incurred	Direct Defense and Cost Containment Expense Unpaid	Commissions and Brokerage Expenses	Taxes, Licenses and Fees
1. Fire												
2.1 Allied lines												
2.2 Multiple peril crop												
2.3 Federal flood												
2.4 Private crop												
2.5 Private flood												
3. Farmowners multiple peril												
4. Homeowners multiple peril												
5.1 Commercial multiple peril (non-liability portion)												
5.2 Commercial multiple peril (liability portion)												
6. Mortgage guaranty												
8. Ocean marine												
9. Inland marine												
10. Financial guaranty												
11. Medical professional liability												
12. Earthquake												
13. Group accident and health (b)												
14. Credit accident and health (group and individual)												
15.1 Collectively renewable accident and health (b)												
15.2 Non-cancelable accident and health(b)												
15.3 Guaranteed renewable accident and health(b)												
15.4 Non-renewable for stated reasons only (b)												
15.5 Other accident only												
15.6 Medicare Title XVIII exempt from state taxes or fees												
15.7 All other accident and health (b)												
15.8 Federal employees health benefits plan premium (b)												
16. Workers' compensation												
17.1 Other Liability - occurrence												
17.2 Other Liability - claims made												
17.3 Excess workers' compensation												
18. Products liability												
19.1 Private passenger auto no-fault (personal injury protection)												
19.2 Other private passenger auto liability												
19.3 Commercial auto no-fault (personal injury protection)												
19.4 Other commercial auto liability												
21.1 Private passenger auto physical damage												
21.2 Commercial auto physical damage												
22. Aircraft (all perils)												
23. Fidelity												
24. Surety												
26. Burglary and theft												
27. Boiler and machinery												
28. Credit												
29. International												
30. Warranty												
34. Aggregate write-ins for other lines of business	33,750	33,750										4,273
35. TOTALS (a)	33,750	33,750										4,273
DETAILS OF WRITE-INS												
3401. Guaranty of Excess Share Deposits in Credit Unions	33,750	33,750										4,273
3402.												
3403.												
3498. Summary of remaining write-ins for Line 34 from overflow page												
3499. Totals (Lines 3401 thru 3403 plus 3498)(Line 34 above)	33,750	33,750										4,273

(a) Finance and service charges not included in Lines 1 to 35 \$
(b) For health business on indicated lines report: Number of persons insured under PPO managed care products and number of persons insured under indemnity only products



ANNUAL STATEMENT FOR THE YEAR 2020 OF THE 10003:Excess Share Insurance Corporation

EXHIBIT OF PREMIUMS AND LOSSES (Statutory Page 14)

NAIC Group Code 3590		BUSINESS IN THE STATE OF Illinois			DURING THE YEAR 2020					NAIC Company Code 10003		
Line of Business	Gross Premiums, Including Policy and Membership Fees, Less Return Premiums and Premiums on Policies not Taken		3 Dividends Paid or Credited to Policyholders on Direct Business	4 Direct Unearned Premium Reserves	5 Direct Losses Paid (deducting salvage)	6 Direct Losses Incurred	7 Direct Losses Unpaid	8 Direct Defense and Cost Containment Expense Paid	9 Direct Defense and Cost Containment Expense Incurred	10 Direct Defense and Cost Containment Expense Unpaid	11 Commissions and Brokerage Expenses	12 Taxes, Licenses and Fees
	1 Direct Premiums Written	2 Direct Premiums Earned										
re												
lied lines												
ultiple peril crop												
ederal flood												
ivate crop												
ivate flood												
armowners multiple peril												
omeowners multiple peril												
ommercial multiple peril (non-liability portion)												
ommercial multiple peril (liability portion)												
ortgage guaranty												
cean marine												
land marine												
nancial guaranty												
edical professional liability												
earthquake												
roup accident and health (b)												
redit accident and health (group and individual)												
ollectively renewable accident and health (b)												
on-cancelable accident and health(b)												
uaranteed renewable accident and health(b)												
on-renewable for stated reasons only (b)												
ther accident only												
edicare Title XVIII exempt from state taxes or fees												
other accident and health (b)												
ederal employees health benefits plan premium (b)												
orkers' compensation												
ther Liability - occurrence												
ther Liability - claims made												
xcess workers' compensation												
roducts liability												
ivate passenger auto no-fault (personal injury protection)												
ther private passenger auto liability												
ommercial auto no-fault (personal injury protection)												
ther commercial auto liability												
ivate passenger auto physical damage												
ommercial auto physical damage												
ircraft (all perils)												
delity												
urety												
urglary and theft												
oiler and machinery												
redit												
ernational												
arranty												
ggregate write-ins for other lines of business	174,987	174,987										2,885
TOTALS (a)	174,987	174,987										2,885
DETAILS OF WRITE-INS												
uaranty of Excess Share Deposits in Credit Unions	174,987	174,987										2,885
Summary of remaining write-ins for Line 34 from overflow page												
Totals (Lines 3401 thru 3403 plus 3498)(Line 34 above)	174,987	174,987										2,885

(a) Finance and service charges not included in Lines 1 to 35 \$
(b) For health business on indicated lines report: Number of persons insured under PPO managed care products and number of persons insured under indemnity only products



ANNUAL STATEMENT FOR THE YEAR 2020 OF THE 10003:Excess Share Insurance Corporation

EXHIBIT OF PREMIUMS AND LOSSES (Statutory Page 14)

NAIC Group Code 3590		BUSINESS IN THE STATE OF Indiana			DURING THE YEAR 2020					NAIC Company Code 10003		
Line of Business	Gross Premiums, Including Policy and Membership Fees, Less Return Premiums and Premiums on Policies not Taken		3 Dividends Paid or Credited to Policyholders on Direct Business	4 Direct Unearned Premium Reserves	5 Direct Losses Paid (deducting salvage)	6 Direct Losses Incurred	7 Direct Losses Unpaid	8 Direct Defense and Cost Containment Expense Paid	9 Direct Defense and Cost Containment Expense Incurred	10 Direct Defense and Cost Containment Expense Unpaid	11 Commissions and Brokerage Expenses	12 Taxes, Licenses and Fees
	1 Direct Premiums Written	2 Direct Premiums Earned										
re												
lied lines												
ultiple peril crop												
ederal flood												
ivate crop												
ivate flood												
armowners multiple peril												
omeowners multiple peril												
ommercial multiple peril (non-liability portion)												
ommercial multiple peril (liability portion)												
ortgage guaranty												
cean marine												
land marine												
financial guaranty												
edical professional liability												
earthquake												
roup accident and health (b)												
redit accident and health (group and individual)												
ollectively renewable accident and health (b)												
on-cancelable accident and health(b)												
uaranteed renewable accident and health(b)												
on-renewable for stated reasons only (b)												
ther accident only												
edicare Title XVIII exempt from state taxes or fees												
ther accident and health (b)												
ederal employees health benefits plan premium (b)												
orkers' compensation												
ther Liability - occurrence												
ther Liability - claims made												
xcess workers' compensation												
roducts liability												
ivate passenger auto no-fault (personal injury protection)												
ther private passenger auto liability												
ommercial auto no-fault (personal injury protection)												
ther commercial auto liability												
ivate passenger auto physical damage												
ommercial auto physical damage												
ircraft (all perils)												
delity												
urety												
urglary and theft												
oiler and machinery												
redit												
ernational												
arranty												
ggregate write-ins for other lines of business	161,693	161,693										3,509
TOTALS (a)	161,693	161,693										3,509
DETAILS OF WRITE-INS												
uaranty of Excess Share Deposits in Credit Unions	161,693	161,693										3,509
Summary of remaining write-ins for Line 34 from overflow page												
Totals (Lines 3401 thru 3403 plus 3498)(Line 34 above)	161,693	161,693										3,509

(a) Finance and service charges not included in Lines 1 to 35 \$
(b) For health business on indicated lines report: Number of persons insured under PPO managed care products and number of persons insured under indemnity only products



ANNUAL STATEMENT FOR THE YEAR 2020 OF THE 10003:Excess Share Insurance Corporation

EXHIBIT OF PREMIUMS AND LOSSES (Statutory Page 14)

NAIC Group Code 3590 BUSINESS IN THE STATE OF Iowa DURING THE YEAR 2020 NAIC Company Code 10003

Line of Business	Gross Premiums, Including Policy and Membership Fees, Less Return Premiums and Premiums on Policies not Taken		3	4	5	6	7	8	9	10	11	12
	1	2										
	Direct Premiums Written	Direct Premiums Earned	Dividends Paid or Credited to Policyholders on Direct Business	Direct Unearned Premium Reserves	Direct Losses Paid (deducting salvage)	Direct Losses Incurred	Direct Losses Unpaid	Direct Defense and Cost Containment Expense Paid	Direct Defense and Cost Containment Expense Incurred	Direct Defense and Cost Containment Expense Unpaid	Commissions and Brokerage Expenses	Taxes, Licenses and Fees
1. Fire												
2.1 Allied lines												
2.2 Multiple peril crop												
2.3 Federal flood												
2.4 Private crop												
2.5 Private flood												
3. Farmowners multiple peril												
4. Homeowners multiple peril												
5.1 Commercial multiple peril (non-liability portion)												
5.2 Commercial multiple peril (liability portion)												
6. Mortgage guaranty												
8. Ocean marine												
9. Inland marine												
10. Financial guaranty												
11. Medical professional liability												
12. Earthquake												
13. Group accident and health (b)												
14. Credit accident and health (group and individual)												
15.1 Collectively renewable accident and health (b)												
15.2 Non-cancelable accident and health(b)												
15.3 Guaranteed renewable accident and health(b)												
15.4 Non-renewable for stated reasons only (b)												
15.5 Other accident only												
15.6 Medicare Title XVIII exempt from state taxes or fees												
15.7 All other accident and health (b)												
15.8 Federal employees health benefits plan premium (b)												
16. Workers' compensation												
17.1 Other Liability - occurrence												
17.2 Other Liability - claims made												
17.3 Excess workers' compensation												
18. Products liability												
19.1 Private passenger auto no-fault (personal injury protection)												
19.2 Other private passenger auto liability												
19.3 Commercial auto no-fault (personal injury protection)												
19.4 Other commercial auto liability												
21.1 Private passenger auto physical damage												
21.2 Commercial auto physical damage												
22. Aircraft (all perils)												
23. Fidelity												
24. Surety												
26. Burglary and theft												
27. Boiler and machinery												
28. Credit												
29. International												
30. Warranty												
34. Aggregate write-ins for other lines of business	57,818	57,818										1,110
35. TOTALS (a)	57,818	57,818										1,110
DETAILS OF WRITE-INS												
3401. Guaranty of Excess Share Deposits in Credit Unions	57,818	57,818										1,110
3402.												
3403.												
3498. Summary of remaining write-ins for Line 34 from overflow page												
3499. Totals (Lines 3401 thru 3403 plus 3498)(Line 34 above)	57,818	57,818										1,110

(a) Finance and service charges not included in Lines 1 to 35 \$
(b) For health business on indicated lines report: Number of persons insured under PPO managed care products and number of persons insured under indemnity only products



ANNUAL STATEMENT FOR THE YEAR 2020 OF THE 10003:Excess Share Insurance Corporation

EXHIBIT OF PREMIUMS AND LOSSES (Statutory Page 14)

NAIC Group Code 3590 BUSINESS IN THE STATE OF Kansas DURING THE YEAR 2020 NAIC Company Code 10003

Line of Business	Gross Premiums, Including Policy and Membership Fees, Less Return Premiums and Premiums on Policies not Taken		3	4	5	6	7	8	9	10	11	12
	1	2										
	Direct Premiums Written	Direct Premiums Earned	Dividends Paid or Credited to Policyholders on Direct Business	Direct Unearned Premium Reserves	Direct Losses Paid (deducting salvage)	Direct Losses Incurred	Direct Losses Unpaid	Direct Defense and Cost Containment Expense Paid	Direct Defense and Cost Containment Expense Incurred	Direct Defense and Cost Containment Expense Unpaid	Commissions and Brokerage Expenses	Taxes, Licenses and Fees
1. Fire												
2.1 Allied lines												
2.2 Multiple peril crop												
2.3 Federal flood												
2.4 Private crop												
2.5 Private flood												
3. Farmowners multiple peril												
4. Homeowners multiple peril												
5.1 Commercial multiple peril (non-liability portion)												
5.2 Commercial multiple peril (liability portion)												
6. Mortgage guaranty												
8. Ocean marine												
9. Inland marine												
10. Financial guaranty												
11. Medical professional liability												
12. Earthquake												
13. Group accident and health (b)												
14. Credit accident and health (group and individual)												
15.1 Collectively renewable accident and health (b)												
15.2 Non-cancelable accident and health(b)												
15.3 Guaranteed renewable accident and health(b)												
15.4 Non-renewable for stated reasons only (b)												
15.5 Other accident only												
15.6 Medicare Title XVIII exempt from state taxes or fees												
15.7 All other accident and health (b)												
15.8 Federal employees health benefits plan premium (b)												
16. Workers' compensation												
17.1 Other Liability - occurrence												
17.2 Other Liability - claims made												
17.3 Excess workers' compensation												
18. Products liability												
19.1 Private passenger auto no-fault (personal injury protection)												
19.2 Other private passenger auto liability												
19.3 Commercial auto no-fault (personal injury protection)												
19.4 Other commercial auto liability												
21.1 Private passenger auto physical damage												
21.2 Commercial auto physical damage												
22. Aircraft (all perils)												
23. Fidelity												
24. Surety												
26. Burglary and theft												
27. Boiler and machinery												
28. Credit												
29. International												
30. Warranty												
34. Aggregate write-ins for other lines of business	6,911	6,911										1,005
35. TOTALS (a)	6,911	6,911										1,005
DETAILS OF WRITE-INS												
3401. Guaranty of Excess Share Deposits in Credit Unions	6,911	6,911										1,005
3402.												
3403.												
3498. Summary of remaining write-ins for Line 34 from overflow page												
3499. Totals (Lines 3401 thru 3403 plus 3498)(Line 34 above)	6,911	6,911										1,005

(a) Finance and service charges not included in Lines 1 to 35 \$
(b) For health business on indicated lines report: Number of persons insured under PPO managed care products and number of persons insured under indemnity only products



ANNUAL STATEMENT FOR THE YEAR 2020 OF THE 10003:Excess Share Insurance Corporation

EXHIBIT OF PREMIUMS AND LOSSES (Statutory Page 14)

NAIC Group Code 3590		BUSINESS IN THE STATE OF Kentucky				DURING THE YEAR 2020				NAIC Company Code 10003		
Line of Business	Gross Premiums, Including Policy and Membership Fees, Less Return Premiums and Premiums on Policies not Taken		3 Dividends Paid or Credited to Policyholders on Direct Business	4 Direct Unearned Premium Reserves	5 Direct Losses Paid (deducting salvage)	6 Direct Losses Incurred	7 Direct Losses Unpaid	8 Direct Defense and Cost Containment Expense Paid	9 Direct Defense and Cost Containment Expense Incurred	10 Direct Defense and Cost Containment Expense Unpaid	11 Commissions and Brokerage Expenses	12 Taxes, Licenses and Fees
	1 Direct Premiums Written	2 Direct Premiums Earned										
re												
lied lines												
ultiple peril crop												
ederal flood												
ivate crop												
ivate flood												
armowners multiple peril												
omeowners multiple peril												
ommercial multiple peril (non-liability portion)												
ommercial multiple peril (liability portion)												
ortgage guaranty												
cean marine												
land marine												
financial guaranty												
edical professional liability												
earthquake												
roup accident and health (b)												
redit accident and health (group and individual)												
ollectively renewable accident and health (b)												
on-cancelable accident and health(b)												
uaranteed renewable accident and health(b)												
on-renewable for stated reasons only (b)												
ther accident only												
edicare Title XVIII exempt from state taxes or fees												
ther accident and health (b)												
ederal employees health benefits plan premium (b)												
orkers' compensation												
ther Liability - occurrence												
ther Liability - claims made												
xcess workers' compensation												
roducts liability												
ivate passenger auto no-fault (personal injury protection)												
ther private passenger auto liability												
ommercial auto no-fault (personal injury protection)												
ther commercial auto liability												
ivate passenger auto physical damage												
ommercial auto physical damage												
ircraft (all perils)												
delity												
urety												
urglary and theft												
oiler and machinery												
redit												
ernational												
arranty												
ggregate write-ins for other lines of business	80,033	80,033										6,722
TOTALS (a)	80,033	80,033										6,722
DETAILS OF WRITE-INS												
uaranty of Excess Share Deposits in Credit Unions	80,033	80,033										6,722
Summary of remaining write-ins for Line 34 from overflow page												
Totals (Lines 3401 thru 3403 plus 3498)(Line 34 above)	80,033	80,033										6,722

(a) Finance and service charges not included in Lines 1 to 35 \$
(b) For health business on indicated lines report: Number of persons insured under PPO managed care products and number of persons insured under indemnity only products



ANNUAL STATEMENT FOR THE YEAR 2020 OF THE 10003:Excess Share Insurance Corporation

EXHIBIT OF PREMIUMS AND LOSSES (Statutory Page 14)

NAIC Group Code 3590 BUSINESS IN THE STATE OF Maine DURING THE YEAR 2020 NAIC Company Code 10003

Line of Business	Gross Premiums, Including Policy and Membership Fees, Less Return Premiums and Premiums on Policies not Taken		3	4	5	6	7	8	9	10	11	12
	1	2										
	Direct Premiums Written	Direct Premiums Earned	Dividends Paid or Credited to Policyholders on Direct Business	Direct Unearned Premium Reserves	Direct Losses Paid (deducting salvage)	Direct Losses Incurred	Direct Losses Unpaid	Direct Defense and Cost Containment Expense Paid	Direct Defense and Cost Containment Expense Incurred	Direct Defense and Cost Containment Expense Unpaid	Commissions and Brokerage Expenses	Taxes, Licenses and Fees
1. Fire												
2.1 Allied lines												
2.2 Multiple peril crop												
2.3 Federal flood												
2.4 Private crop												
2.5 Private flood												
3. Farmowners multiple peril												
4. Homeowners multiple peril												
5.1 Commercial multiple peril (non-liability portion)												
5.2 Commercial multiple peril (liability portion)												
6. Mortgage guaranty												
8. Ocean marine												
9. Inland marine												
10. Financial guaranty												
11. Medical professional liability												
12. Earthquake												
13. Group accident and health (b)												
14. Credit accident and health (group and individual)												
15.1 Collectively renewable accident and health (b)												
15.2 Non-cancelable accident and health(b)												
15.3 Guaranteed renewable accident and health(b)												
15.4 Non-renewable for stated reasons only (b)												
15.5 Other accident only												
15.6 Medicare Title XVIII exempt from state taxes or fees												
15.7 All other accident and health (b)												
15.8 Federal employees health benefits plan premium (b)												
16. Workers' compensation												
17.1 Other Liability - occurrence												
17.2 Other Liability - claims made												
17.3 Excess workers' compensation												
18. Products liability												
19.1 Private passenger auto no-fault (personal injury protection)												
19.2 Other private passenger auto liability												
19.3 Commercial auto no-fault (personal injury protection)												
19.4 Other commercial auto liability												
21.1 Private passenger auto physical damage												
21.2 Commercial auto physical damage												
22. Aircraft (all perils)												
23. Fidelity												
24. Surety												
26. Burglary and theft												
27. Boiler and machinery												
28. Credit												
29. International												
30. Warranty												
34. Aggregate write-ins for other lines of business	95,172	95,172										1,799
35. TOTALS (a)	95,172	95,172										1,799
DETAILS OF WRITE-INS												
3401. Guaranty of Excess Share Deposits in Credit Unions	95,172	95,172										1,799
3402.												
3403.												
3498. Summary of remaining write-ins for Line 34 from overflow page												
3499. Totals (Lines 3401 thru 3403 plus 3498)(Line 34 above)	95,172	95,172										1,799

(a) Finance and service charges not included in Lines 1 to 35 \$
(b) For health business on indicated lines report: Number of persons insured under PPO managed care products and number of persons insured under indemnity only products



ANNUAL STATEMENT FOR THE YEAR 2020 OF THE 10003:Excess Share Insurance Corporation

EXHIBIT OF PREMIUMS AND LOSSES (Statutory Page 14)

NAIC Group Code 3590 BUSINESS IN THE STATE OF Maryland DURING THE YEAR 2020 NAIC Company Code 10003

Line of Business	Gross Premiums, Including Policy and Membership Fees, Less Return Premiums and Premiums on Policies not Taken		3	4	5	6	7	8	9	10	11	12
	1	2										
	Direct Premiums Written	Direct Premiums Earned	Dividends Paid or Credited to Policyholders on Direct Business	Direct Unearned Premium Reserves	Direct Losses Paid (deducting salvage)	Direct Losses Incurred	Direct Losses Unpaid	Direct Defense and Cost Containment Expense Paid	Direct Defense and Cost Containment Expense Incurred	Direct Defense and Cost Containment Expense Unpaid	Commissions and Brokerage Expenses	Taxes, Licenses and Fees
1. Fire												
2.1 Allied lines												
2.2 Multiple peril crop												
2.3 Federal flood												
2.4 Private crop												
2.5 Private flood												
3. Farmowners multiple peril												
4. Homeowners multiple peril												
5.1 Commercial multiple peril (non-liability portion)												
5.2 Commercial multiple peril (liability portion)												
6. Mortgage guaranty												
8. Ocean marine												
9. Inland marine												
10. Financial guaranty												
11. Medical professional liability												
12. Earthquake												
13. Group accident and health (b)												
14. Credit accident and health (group and individual)												
15.1 Collectively renewable accident and health (b)												
15.2 Non-cancelable accident and health(b)												
15.3 Guaranteed renewable accident and health(b)												
15.4 Non-renewable for stated reasons only (b)												
15.5 Other accident only												
15.6 Medicare Title XVIII exempt from state taxes or fees												
15.7 All other accident and health (b)												
15.8 Federal employees health benefits plan premium (b)												
16. Workers' compensation												
17.1 Other Liability - occurrence												
17.2 Other Liability - claims made												
17.3 Excess workers' compensation												
18. Products liability												
19.1 Private passenger auto no-fault (personal injury protection)												
19.2 Other private passenger auto liability												
19.3 Commercial auto no-fault (personal injury protection)												
19.4 Other commercial auto liability												
21.1 Private passenger auto physical damage												
21.2 Commercial auto physical damage												
22. Aircraft (all perils)												
23. Fidelity												
24. Surety												
26. Burglary and theft												
27. Boiler and machinery												
28. Credit												
29. International												
30. Warranty												
34. Aggregate write-ins for other lines of business	95,437	95,437										4,996
35. TOTALS (a)	95,437	95,437										4,996
DETAILS OF WRITE-INS												
3401. Guaranty of Excess Share Deposits in Credit Unions	95,437	95,437										4,996
3402.												
3403.												
3498. Summary of remaining write-ins for Line 34 from overflow page												
3499. Totals (Lines 3401 thru 3403 plus 3498)(Line 34 above)	95,437	95,437										4,996

(a) Finance and service charges not included in Lines 1 to 35 \$
(b) For health business on indicated lines report: Number of persons insured under PPO managed care products and number of persons insured under indemnity only products



ANNUAL STATEMENT FOR THE YEAR 2020 OF THE 10003:Excess Share Insurance Corporation

EXHIBIT OF PREMIUMS AND LOSSES (Statutory Page 14)

NAIC Group Code 3590 BUSINESS IN THE STATE OF Michigan DURING THE YEAR 2020 NAIC Company Code 10003

Line of Business	Gross Premiums, Including Policy and Membership Fees, Less Return Premiums and Premiums on Policies not Taken		3	4	5	6	7	8	9	10	11	12
	1	2										
	Direct Premiums Written	Direct Premiums Earned	Dividends Paid or Credited to Policyholders on Direct Business	Direct Unearned Premium Reserves	Direct Losses Paid (deducting salvage)	Direct Losses Incurred	Direct Losses Unpaid	Direct Defense and Cost Containment Expense Paid	Direct Defense and Cost Containment Expense Incurred	Direct Defense and Cost Containment Expense Unpaid	Commissions and Brokerage Expenses	Taxes, Licenses and Fees
1. Fire												
2.1 Allied lines												
2.2 Multiple peril crop												
2.3 Federal flood												
2.4 Private crop												
2.5 Private flood												
3. Farmowners multiple peril												
4. Homeowners multiple peril												
5.1 Commercial multiple peril (non-liability portion)												
5.2 Commercial multiple peril (liability portion)												
6. Mortgage guaranty												
8. Ocean marine												
9. Inland marine												
10. Financial guaranty												
11. Medical professional liability												
12. Earthquake												
13. Group accident and health (b)												
14. Credit accident and health (group and individual)												
15.1 Collectively renewable accident and health (b)												
15.2 Non-cancelable accident and health(b)												
15.3 Guaranteed renewable accident and health(b)												
15.4 Non-renewable for stated reasons only (b)												
15.5 Other accident only												
15.6 Medicare Title XVIII exempt from state taxes or fees												
15.7 All other accident and health (b)												
15.8 Federal employees health benefits plan premium (b)												
16. Workers' compensation												
17.1 Other Liability - occurrence												
17.2 Other Liability - claims made												
17.3 Excess workers' compensation												
18. Products liability												
19.1 Private passenger auto no-fault (personal injury protection)												
19.2 Other private passenger auto liability												
19.3 Commercial auto no-fault (personal injury protection)												
19.4 Other commercial auto liability												
21.1 Private passenger auto physical damage												
21.2 Commercial auto physical damage												
22. Aircraft (all perils)												
23. Fidelity												
24. Surety												
26. Burglary and theft												
27. Boiler and machinery												
28. Credit												
29. International												
30. Warranty												
34. Aggregate write-ins for other lines of business	152,252	152,252										2,528
35. TOTALS (a)	152,252	152,252										2,528
DETAILS OF WRITE-INS												
3401. Guaranty of Excess Share Deposits in Credit Unions	152,252	152,252										2,528
3402.												
3403.												
3498. Summary of remaining write-ins for Line 34 from overflow page												
3499. Totals (Lines 3401 thru 3403 plus 3498)(Line 34 above)	152,252	152,252										2,528

(a) Finance and service charges not included in Lines 1 to 35 \$
(b) For health business on indicated lines report: Number of persons insured under PPO managed care products and number of persons insured under indemnity only products



ANNUAL STATEMENT FOR THE YEAR 2020 OF THE 10003:Excess Share Insurance Corporation

EXHIBIT OF PREMIUMS AND LOSSES (Statutory Page 14)

NAIC Group Code 3590 BUSINESS IN THE STATE OF Minnesota DURING THE YEAR 2020 NAIC Company Code 10003

Line of Business	Gross Premiums, Including Policy and Membership Fees, Less Return Premiums and Premiums on Policies not Taken		3	4	5	6	7	8	9	10	11	12
	1 Direct Premiums Written	2 Direct Premiums Earned										
1. Fire												
2.1 Allied lines												
2.2 Multiple peril crop												
2.3 Federal flood												
2.4 Private crop												
2.5 Private flood												
3. Farmowners multiple peril												
4. Homeowners multiple peril												
5.1 Commercial multiple peril (non-liability portion)												
5.2 Commercial multiple peril (liability portion)												
6. Mortgage guaranty												
8. Ocean marine												
9. Inland marine												
10. Financial guaranty												
11. Medical professional liability												
12. Earthquake												
13. Group accident and health (b)												
14. Credit accident and health (group and individual)												
15.1 Collectively renewable accident and health (b)												
15.2 Non-cancelable accident and health(b)												
15.3 Guaranteed renewable accident and health(b)												
15.4 Non-renewable for stated reasons only (b)												
15.5 Other accident only												
15.6 Medicare Title XVIII exempt from state taxes or fees												
15.7 All other accident and health (b)												
15.8 Federal employees health benefits plan premium (b)												
16. Workers' compensation												
17.1 Other Liability - occurrence												
17.2 Other Liability - claims made												
17.3 Excess workers' compensation												
18. Products liability												
19.1 Private passenger auto no-fault (personal injury protection)												
19.2 Other private passenger auto liability												
19.3 Commercial auto no-fault (personal injury protection)												
19.4 Other commercial auto liability												
21.1 Private passenger auto physical damage												
21.2 Commercial auto physical damage												
22. Aircraft (all perils)												
23. Fidelity												
24. Surety												
26. Burglary and theft												
27. Boiler and machinery												
28. Credit												
29. International												
30. Warranty												
34. Aggregate write-ins for other lines of business	133,772	133,772										4,690
35. TOTALS (a)	133,772	133,772										4,690
DETAILS OF WRITE-INS												
3401. Guaranty of Excess Share Deposits in Credit Unions	133,772	133,772										4,690
3402.												
3403.												
3498. Summary of remaining write-ins for Line 34 from overflow page												
3499. Totals (Lines 3401 thru 3403 plus 3498)(Line 34 above)	133,772	133,772										4,690

(a) Finance and service charges not included in Lines 1 to 35 \$
(b) For health business on indicated lines report: Number of persons insured under PPO managed care products and number of persons insured under indemnity only products



ANNUAL STATEMENT FOR THE YEAR 2020 OF THE 10003:Excess Share Insurance Corporation

EXHIBIT OF PREMIUMS AND LOSSES (Statutory Page 14)

NAIC Group Code 3590 BUSINESS IN THE STATE OF Missouri DURING THE YEAR 2020 NAIC Company Code 10003

Line of Business	Gross Premiums, Including Policy and Membership Fees, Less Return Premiums and Premiums on Policies not Taken		3	4	5	6	7	8	9	10	11	12
	1	2										
	Direct Premiums Written	Direct Premiums Earned	Dividends Paid or Credited to Policyholders on Direct Business	Direct Unearned Premium Reserves	Direct Losses Paid (deducting salvage)	Direct Losses Incurred	Direct Losses Unpaid	Direct Defense and Cost Containment Expense Paid	Direct Defense and Cost Containment Expense Incurred	Direct Defense and Cost Containment Expense Unpaid	Commissions and Brokerage Expenses	Taxes, Licenses and Fees
1. Fire												
2.1 Allied lines												
2.2 Multiple peril crop												
2.3 Federal flood												
2.4 Private crop												
2.5 Private flood												
3. Farmowners multiple peril												
4. Homeowners multiple peril												
5.1 Commercial multiple peril (non-liability portion)												
5.2 Commercial multiple peril (liability portion)												
6. Mortgage guaranty												
8. Ocean marine												
9. Inland marine												
10. Financial guaranty												
11. Medical professional liability												
12. Earthquake												
13. Group accident and health (b)												
14. Credit accident and health (group and individual)												
15.1 Collectively renewable accident and health (b)												
15.2 Non-cancelable accident and health(b)												
15.3 Guaranteed renewable accident and health(b)												
15.4 Non-renewable for stated reasons only (b)												
15.5 Other accident only												
15.6 Medicare Title XVIII exempt from state taxes or fees												
15.7 All other accident and health (b)												
15.8 Federal employees health benefits plan premium (b)												
16. Workers' compensation												
17.1 Other Liability - occurrence												
17.2 Other Liability - claims made												
17.3 Excess workers' compensation												
18. Products liability												
19.1 Private passenger auto no-fault (personal injury protection)												
19.2 Other private passenger auto liability												
19.3 Commercial auto no-fault (personal injury protection)												
19.4 Other commercial auto liability												
21.1 Private passenger auto physical damage												
21.2 Commercial auto physical damage												
22. Aircraft (all perils)												
23. Fidelity												
24. Surety												
26. Burglary and theft												
27. Boiler and machinery												
28. Credit												
29. International												
30. Warranty												
34. Aggregate write-ins for other lines of business	66,490	66,490										2,871
35. TOTALS (a)	66,490	66,490										2,871
DETAILS OF WRITE-INS												
3401. Guaranty of Excess Share Deposits in Credit Unions	66,490	66,490										2,871
3402.												
3403.												
3498. Summary of remaining write-ins for Line 34 from overflow page												
3499. Totals (Lines 3401 thru 3403 plus 3498)(Line 34 above)	66,490	66,490										2,871

(a) Finance and service charges not included in Lines 1 to 35 \$
(b) For health business on indicated lines report: Number of persons insured under PPO managed care products and number of persons insured under indemnity only products



ANNUAL STATEMENT FOR THE YEAR 2020 OF THE 10003:Excess Share Insurance Corporation

EXHIBIT OF PREMIUMS AND LOSSES (Statutory Page 14)

NAIC Group Code 3590 BUSINESS IN THE STATE OF Nevada DURING THE YEAR 2020 NAIC Company Code 10003

Line of Business	Gross Premiums, Including Policy and Membership Fees, Less Return Premiums and Premiums on Policies not Taken		3	4	5	6	7	8	9	10	11	12
	1	2										
	Direct Premiums Written	Direct Premiums Earned	Dividends Paid or Credited to Policyholders on Direct Business	Direct Unearned Premium Reserves	Direct Losses Paid (deducting salvage)	Direct Losses Incurred	Direct Losses Unpaid	Direct Defense and Cost Containment Expense Paid	Direct Defense and Cost Containment Expense Incurred	Direct Defense and Cost Containment Expense Unpaid	Commissions and Brokerage Expenses	Taxes, Licenses and Fees
1. Fire												
2.1 Allied lines												
2.2 Multiple peril crop												
2.3 Federal flood												
2.4 Private crop												
2.5 Private flood												
3. Farmowners multiple peril												
4. Homeowners multiple peril												
5.1 Commercial multiple peril (non-liability portion)												
5.2 Commercial multiple peril (liability portion)												
6. Mortgage guaranty												
8. Ocean marine												
9. Inland marine												
10. Financial guaranty												
11. Medical professional liability												
12. Earthquake												
13. Group accident and health (b)												
14. Credit accident and health (group and individual)												
15.1 Collectively renewable accident and health (b)												
15.2 Non-cancelable accident and health(b)												
15.3 Guaranteed renewable accident and health(b)												
15.4 Non-renewable for stated reasons only (b)												
15.5 Other accident only												
15.6 Medicare Title XVIII exempt from state taxes or fees												
15.7 All other accident and health (b)												
15.8 Federal employees health benefits plan premium (b)												
16. Workers' compensation												
17.1 Other Liability - occurrence												
17.2 Other Liability - claims made												
17.3 Excess workers' compensation												
18. Products liability												
19.1 Private passenger auto no-fault (personal injury protection)												
19.2 Other private passenger auto liability												
19.3 Commercial auto no-fault (personal injury protection)												
19.4 Other commercial auto liability												
21.1 Private passenger auto physical damage												
21.2 Commercial auto physical damage												
22. Aircraft (all perils)												
23. Fidelity												
24. Surety												
26. Burglary and theft												
27. Boiler and machinery												
28. Credit												
29. International												
30. Warranty												
34. Aggregate write-ins for other lines of business	91,991	91,991										8,440
35. TOTALS (a)	91,991	91,991										8,440
DETAILS OF WRITE-INS												
3401. Guaranty of Excess Share Deposits in Credit Unions	91,991	91,991										8,440
3402.												
3403.												
3498. Summary of remaining write-ins for Line 34 from overflow page												
3499. Totals (Lines 3401 thru 3403 plus 3498)(Line 34 above)	91,991	91,991										8,440

(a) Finance and service charges not included in Lines 1 to 35 \$
(b) For health business on indicated lines report: Number of persons insured under PPO managed care products and number of persons insured under indemnity only products



ANNUAL STATEMENT FOR THE YEAR 2020 OF THE 10003:Excess Share Insurance Corporation

EXHIBIT OF PREMIUMS AND LOSSES (Statutory Page 14)

NAIC Group Code 3590 BUSINESS IN THE STATE OF New Hampshire DURING THE YEAR 2020 NAIC Company Code 10003

Line of Business	Gross Premiums, Including Policy and Membership Fees, Less Return Premiums and Premiums on Policies not Taken		3	4	5	6	7	8	9	10	11	12
	1	2										
	Direct Premiums Written	Direct Premiums Earned	Dividends Paid or Credited to Policyholders on Direct Business	Direct Unearned Premium Reserves	Direct Losses Paid (deducting salvage)	Direct Losses Incurred	Direct Losses Unpaid	Direct Defense and Cost Containment Expense Paid	Direct Defense and Cost Containment Expense Incurred	Direct Defense and Cost Containment Expense Unpaid	Commissions and Brokerage Expenses	Taxes, Licenses and Fees
1. Fire												
2.1 Allied lines												
2.2 Multiple peril crop												
2.3 Federal flood												
2.4 Private crop												
2.5 Private flood												
3. Farmowners multiple peril												
4. Homeowners multiple peril												
5.1 Commercial multiple peril (non-liability portion)												
5.2 Commercial multiple peril (liability portion)												
6. Mortgage guaranty												
8. Ocean marine												
9. Inland marine												
10. Financial guaranty												
11. Medical professional liability												
12. Earthquake												
13. Group accident and health (b)												
14. Credit accident and health (group and individual)												
15.1 Collectively renewable accident and health (b)												
15.2 Non-cancelable accident and health(b)												
15.3 Guaranteed renewable accident and health(b)												
15.4 Non-renewable for stated reasons only (b)												
15.5 Other accident only												
15.6 Medicare Title XVIII exempt from state taxes or fees												
15.7 All other accident and health (b)												
15.8 Federal employees health benefits plan premium (b)												
16. Workers' compensation												
17.1 Other Liability - occurrence												
17.2 Other Liability - claims made												
17.3 Excess workers' compensation												
18. Products liability												
19.1 Private passenger auto no-fault (personal injury protection)												
19.2 Other private passenger auto liability												
19.3 Commercial auto no-fault (personal injury protection)												
19.4 Other commercial auto liability												
21.1 Private passenger auto physical damage												
21.2 Commercial auto physical damage												
22. Aircraft (all perils)												
23. Fidelity												
24. Surety												
26. Burglary and theft												
27. Boiler and machinery												
28. Credit												
29. International												
30. Warranty												
34. Aggregate write-ins for other lines of business	82,512	82,512										2,027
35. TOTALS (a)	82,512	82,512										2,027
DETAILS OF WRITE-INS												
3401. Guaranty of Excess Share Deposits in Credit Unions	82,512	82,512										2,027
3402.												
3403.												
3498. Summary of remaining write-ins for Line 34 from overflow page												
3499. Totals (Lines 3401 thru 3403 plus 3498)(Line 34 above)	82,512	82,512										2,027

(a) Finance and service charges not included in Lines 1 to 35 \$
(b) For health business on indicated lines report: Number of persons insured under PPO managed care products and number of persons insured under indemnity only products



ANNUAL STATEMENT FOR THE YEAR 2020 OF THE 10003:Excess Share Insurance Corporation

EXHIBIT OF PREMIUMS AND LOSSES (Statutory Page 14)

NAIC Group Code 3590 BUSINESS IN THE STATE OF New Jersey DURING THE YEAR 2020 NAIC Company Code 10003

Line of Business	Gross Premiums, Including Policy and Membership Fees, Less Return Premiums and Premiums on Policies not Taken		3	4	5	6	7	8	9	10	11	12
	1	2										
	Direct Premiums Written	Direct Premiums Earned	Dividends Paid or Credited to Policyholders on Direct Business	Direct Unearned Premium Reserves	Direct Losses Paid (deducting salvage)	Direct Losses Incurred	Direct Losses Unpaid	Direct Defense and Cost Containment Expense Paid	Direct Defense and Cost Containment Expense Incurred	Direct Defense and Cost Containment Expense Unpaid	Commissions and Brokerage Expenses	Taxes, Licenses and Fees
1. Fire												
2.1 Allied lines												
2.2 Multiple peril crop												
2.3 Federal flood												
2.4 Private crop												
2.5 Private flood												
3. Farmowners multiple peril												
4. Homeowners multiple peril												
5.1 Commercial multiple peril (non-liability portion)												
5.2 Commercial multiple peril (liability portion)												
6. Mortgage guaranty												
8. Ocean marine												
9. Inland marine												
10. Financial guaranty												
11. Medical professional liability												
12. Earthquake												
13. Group accident and health (b)												
14. Credit accident and health (group and individual)												
15.1 Collectively renewable accident and health (b)												
15.2 Non-cancelable accident and health(b)												
15.3 Guaranteed renewable accident and health(b)												
15.4 Non-renewable for stated reasons only (b)												
15.5 Other accident only												
15.6 Medicare Title XVIII exempt from state taxes or fees												
15.7 All other accident and health (b)												
15.8 Federal employees health benefits plan premium (b)												
16. Workers' compensation												
17.1 Other Liability - occurrence												
17.2 Other Liability - claims made												
17.3 Excess workers' compensation												
18. Products liability												
19.1 Private passenger auto no-fault (personal injury protection)												
19.2 Other private passenger auto liability												
19.3 Commercial auto no-fault (personal injury protection)												
19.4 Other commercial auto liability												
21.1 Private passenger auto physical damage												
21.2 Commercial auto physical damage												
22. Aircraft (all perils)												
23. Fidelity												
24. Surety												
26. Burglary and theft												
27. Boiler and machinery												
28. Credit												
29. International												
30. Warranty												
34. Aggregate write-ins for other lines of business	54,839	54,839										2,097
35. TOTALS (a)	54,839	54,839										2,097
DETAILS OF WRITE-INS												
3401. Guaranty of Excess Share Deposits in Credit Unions	54,839	54,839										2,097
3402.												
3403.												
3498. Summary of remaining write-ins for Line 34 from overflow page												
3499. Totals (Lines 3401 thru 3403 plus 3498)(Line 34 above)	54,839	54,839										2,097

(a) Finance and service charges not included in Lines 1 to 35 \$
(b) For health business on indicated lines report: Number of persons insured under PPO managed care products and number of persons insured under indemnity only products



ANNUAL STATEMENT FOR THE YEAR 2020 OF THE 10003:Excess Share Insurance Corporation

EXHIBIT OF PREMIUMS AND LOSSES (Statutory Page 14)

NAIC Group Code 3590 BUSINESS IN THE STATE OF North Carolina DURING THE YEAR 2020 NAIC Company Code 10003

Line of Business	Gross Premiums, Including Policy and Membership Fees, Less Return Premiums and Premiums on Policies not Taken		3	4	5	6	7	8	9	10	11	12
	1	2										
	Direct Premiums Written	Direct Premiums Earned	Dividends Paid or Credited to Policyholders on Direct Business	Direct Unearned Premium Reserves	Direct Losses Paid (deducting salvage)	Direct Losses Incurred	Direct Losses Unpaid	Direct Defense and Cost Containment Expense Paid	Direct Defense and Cost Containment Expense Incurred	Direct Defense and Cost Containment Expense Unpaid	Commissions and Brokerage Expenses	Taxes, Licenses and Fees
1. Fire												
2.1 Allied lines												
2.2 Multiple peril crop												
2.3 Federal flood												
2.4 Private crop												
2.5 Private flood												
3. Farmowners multiple peril												
4. Homeowners multiple peril												
5.1 Commercial multiple peril (non-liability portion)												
5.2 Commercial multiple peril (liability portion)												
6. Mortgage guaranty												
8. Ocean marine												
9. Inland marine												
10. Financial guaranty												
11. Medical professional liability												
12. Earthquake												
13. Group accident and health (b)												
14. Credit accident and health (group and individual)												
15.1 Collectively renewable accident and health (b)												
15.2 Non-cancelable accident and health(b)												
15.3 Guaranteed renewable accident and health(b)												
15.4 Non-renewable for stated reasons only (b)												
15.5 Other accident only												
15.6 Medicare Title XVIII exempt from state taxes or fees												
15.7 All other accident and health (b)												
15.8 Federal employees health benefits plan premium (b)												
16. Workers' compensation												
17.1 Other Liability - occurrence												
17.2 Other Liability - claims made												
17.3 Excess workers' compensation												
18. Products liability												
19.1 Private passenger auto no-fault (personal injury protection)												
19.2 Other private passenger auto liability												
19.3 Commercial auto no-fault (personal injury protection)												
19.4 Other commercial auto liability												
21.1 Private passenger auto physical damage												
21.2 Commercial auto physical damage												
22. Aircraft (all perils)												
23. Fidelity												
24. Surety												
26. Burglary and theft												
27. Boiler and machinery												
28. Credit												
29. International												
30. Warranty												
34. Aggregate write-ins for other lines of business	53,643	53,643										3,266
35. TOTALS (a)	53,643	53,643										3,266
DETAILS OF WRITE-INS												
3401. Guaranty of Excess Share Deposits in Credit Unions	53,643	53,643										3,266
3402.												
3403.												
3498. Summary of remaining write-ins for Line 34 from overflow page												
3499. Totals (Lines 3401 thru 3403 plus 3498)(Line 34 above)	53,643	53,643										3,266

(a) Finance and service charges not included in Lines 1 to 35 \$
(b) For health business on indicated lines report: Number of persons insured under PPO managed care products and number of persons insured under indemnity only products



ANNUAL STATEMENT FOR THE YEAR 2020 OF THE 10003:Excess Share Insurance Corporation

EXHIBIT OF PREMIUMS AND LOSSES (Statutory Page 14)

NAIC Group Code 3590 BUSINESS IN THE STATE OF North Dakota DURING THE YEAR 2020 NAIC Company Code 10003

Line of Business	Gross Premiums, Including Policy and Membership Fees, Less Return Premiums and Premiums on Policies not Taken		3	4	5	6	7	8	9	10	11	12
	1	2										
	Direct Premiums Written	Direct Premiums Earned	Dividends Paid or Credited to Policyholders on Direct Business	Direct Unearned Premium Reserves	Direct Losses Paid (deducting salvage)	Direct Losses Incurred	Direct Losses Unpaid	Direct Defense and Cost Containment Expense Paid	Direct Defense and Cost Containment Expense Incurred	Direct Defense and Cost Containment Expense Unpaid	Commissions and Brokerage Expenses	Taxes, Licenses and Fees
1. Fire												
2.1 Allied lines												
2.2 Multiple peril crop												
2.3 Federal flood												
2.4 Private crop												
2.5 Private flood												
3. Farmowners multiple peril												
4. Homeowners multiple peril												
5.1 Commercial multiple peril (non-liability portion)												
5.2 Commercial multiple peril (liability portion)												
6. Mortgage guaranty												
8. Ocean marine												
9. Inland marine												
10. Financial guaranty												
11. Medical professional liability												
12. Earthquake												
13. Group accident and health (b)												
14. Credit accident and health (group and individual)												
15.1 Collectively renewable accident and health (b)												
15.2 Non-cancelable accident and health(b)												
15.3 Guaranteed renewable accident and health(b)												
15.4 Non-renewable for stated reasons only (b)												
15.5 Other accident only												
15.6 Medicare Title XVIII exempt from state taxes or fees												
15.7 All other accident and health (b)												
15.8 Federal employees health benefits plan premium (b)												
16. Workers' compensation												
17.1 Other Liability - occurrence												
17.2 Other Liability - claims made												
17.3 Excess workers' compensation												
18. Products liability												
19.1 Private passenger auto no-fault (personal injury protection)												
19.2 Other private passenger auto liability												
19.3 Commercial auto no-fault (personal injury protection)												
19.4 Other commercial auto liability												
21.1 Private passenger auto physical damage												
21.2 Commercial auto physical damage												
22. Aircraft (all perils)												
23. Fidelity												
24. Surety												
26. Burglary and theft												
27. Boiler and machinery												
28. Credit												
29. International												
30. Warranty												
34. Aggregate write-ins for other lines of business	4,785	4,785										913
35. TOTALS (a)	4,785	4,785										913
DETAILS OF WRITE-INS												
3401. Guaranty of Excess Share Deposits in Credit Unions	4,785	4,785										913
3402.												
3403.												
3498. Summary of remaining write-ins for Line 34 from overflow page												
3499. Totals (Lines 3401 thru 3403 plus 3498)(Line 34 above)	4,785	4,785										913

(a) Finance and service charges not included in Lines 1 to 35 \$
(b) For health business on indicated lines report: Number of persons insured under PPO managed care products and number of persons insured under indemnity only products



ANNUAL STATEMENT FOR THE YEAR 2020 OF THE 10003:Excess Share Insurance Corporation

EXHIBIT OF PREMIUMS AND LOSSES (Statutory Page 14)

NAIC Group Code 3590 BUSINESS IN THE STATE OF Ohio DURING THE YEAR 2020 NAIC Company Code 10003

Line of Business	Gross Premiums, Including Policy and Membership Fees, Less Return Premiums and Premiums on Policies not Taken		3	4	5	6	7	8	9	10	11	12
	1	2										
	Direct Premiums Written	Direct Premiums Earned	Dividends Paid or Credited to Policyholders on Direct Business	Direct Unearned Premium Reserves	Direct Losses Paid (deducting salvage)	Direct Losses Incurred	Direct Losses Unpaid	Direct Defense and Cost Containment Expense Paid	Direct Defense and Cost Containment Expense Incurred	Direct Defense and Cost Containment Expense Unpaid	Commissions and Brokerage Expenses	Taxes, Licenses and Fees
1. Fire												
2.1 Allied lines												
2.2 Multiple peril crop												
2.3 Federal flood												
2.4 Private crop												
2.5 Private flood												
3. Farmowners multiple peril												
4. Homeowners multiple peril												
5.1 Commercial multiple peril (non-liability portion)												
5.2 Commercial multiple peril (liability portion)												
6. Mortgage guaranty												
8. Ocean marine												
9. Inland marine												
10. Financial guaranty												
11. Medical professional liability												
12. Earthquake												
13. Group accident and health (b)												
14. Credit accident and health (group and individual)												
15.1 Collectively renewable accident and health (b)												
15.2 Non-cancelable accident and health(b)												
15.3 Guaranteed renewable accident and health(b)												
15.4 Non-renewable for stated reasons only (b)												
15.5 Other accident only												
15.6 Medicare Title XVIII exempt from state taxes or fees												
15.7 All other accident and health (b)												
15.8 Federal employees health benefits plan premium (b)												
16. Workers' compensation												
17.1 Other Liability - occurrence												
17.2 Other Liability - claims made												
17.3 Excess workers' compensation												
18. Products liability												
19.1 Private passenger auto no-fault (personal injury protection)												
19.2 Other private passenger auto liability												
19.3 Commercial auto no-fault (personal injury protection)												
19.4 Other commercial auto liability												
21.1 Private passenger auto physical damage												
21.2 Commercial auto physical damage												
22. Aircraft (all perils)												
23. Fidelity												
24. Surety												
26. Burglary and theft												
27. Boiler and machinery												
28. Credit												
29. International												
30. Warranty												
34. Aggregate write-ins for other lines of business	335,653	335,653										3,081
35. TOTALS (a)	335,653	335,653										3,081
DETAILS OF WRITE-INS												
3401. Guaranty of Excess Share Deposits in Credit Unions	335,653	335,653										3,081
3402.												
3403.												
3498. Summary of remaining write-ins for Line 34 from overflow page												
3499. Totals (Lines 3401 thru 3403 plus 3498)(Line 34 above)	335,653	335,653										3,081

(a) Finance and service charges not included in Lines 1 to 35 \$
(b) For health business on indicated lines report: Number of persons insured under PPO managed care products and number of persons insured under indemnity only products



ANNUAL STATEMENT FOR THE YEAR 2020 OF THE 10003:Excess Share Insurance Corporation

EXHIBIT OF PREMIUMS AND LOSSES (Statutory Page 14)

NAIC Group Code 3590 BUSINESS IN THE STATE OF Oklahoma DURING THE YEAR 2020 NAIC Company Code 10003

Line of Business	Gross Premiums, Including Policy and Membership Fees, Less Return Premiums and Premiums on Policies not Taken		3	4	5	6	7	8	9	10	11	12
	1	2										
	Direct Premiums Written	Direct Premiums Earned	Dividends Paid or Credited to Policyholders on Direct Business	Direct Unearned Premium Reserves	Direct Losses Paid (deducting salvage)	Direct Losses Incurred	Direct Losses Unpaid	Direct Defense and Cost Containment Expense Paid	Direct Defense and Cost Containment Expense Incurred	Direct Defense and Cost Containment Expense Unpaid	Commissions and Brokerage Expenses	Taxes, Licenses and Fees
1. Fire												
2.1 Allied lines												
2.2 Multiple peril crop												
2.3 Federal flood												
2.4 Private crop												
2.5 Private flood												
3. Farmowners multiple peril												
4. Homeowners multiple peril												
5.1 Commercial multiple peril (non-liability portion)												
5.2 Commercial multiple peril (liability portion)												
6. Mortgage guaranty												
8. Ocean marine												
9. Inland marine												
10. Financial guaranty												
11. Medical professional liability												
12. Earthquake												
13. Group accident and health (b)												
14. Credit accident and health (group and individual)												
15.1 Collectively renewable accident and health (b)												
15.2 Non-cancelable accident and health(b)												
15.3 Guaranteed renewable accident and health(b)												
15.4 Non-renewable for stated reasons only (b)												
15.5 Other accident only												
15.6 Medicare Title XVIII exempt from state taxes or fees												
15.7 All other accident and health (b)												
15.8 Federal employees health benefits plan premium (b)												
16. Workers' compensation												
17.1 Other Liability - occurrence												
17.2 Other Liability - claims made												
17.3 Excess workers' compensation												
18. Products liability												
19.1 Private passenger auto no-fault (personal injury protection)												
19.2 Other private passenger auto liability												
19.3 Commercial auto no-fault (personal injury protection)												
19.4 Other commercial auto liability												
21.1 Private passenger auto physical damage												
21.2 Commercial auto physical damage												
22. Aircraft (all perils)												
23. Fidelity												
24. Surety												
26. Burglary and theft												
27. Boiler and machinery												
28. Credit												
29. International												
30. Warranty												
34. Aggregate write-ins for other lines of business	40,275	40,275										3,044
35. TOTALS (a)	40,275	40,275										3,044
DETAILS OF WRITE-INS												
3401. Guaranty of Excess Share Deposits in Credit Unions	40,275	40,275										3,044
3402.												
3403.												
3498. Summary of remaining write-ins for Line 34 from overflow page												
3499. Totals (Lines 3401 thru 3403 plus 3498)(Line 34 above)	40,275	40,275										3,044

(a) Finance and service charges not included in Lines 1 to 35 \$
(b) For health business on indicated lines report: Number of persons insured under PPO managed care products and number of persons insured under indemnity only products

19 OK



ANNUAL STATEMENT FOR THE YEAR 2020 OF THE 10003:Excess Share Insurance Corporation

EXHIBIT OF PREMIUMS AND LOSSES (Statutory Page 14)

NAIC Group Code 3590		BUSINESS IN THE STATE OF Oregon			DURING THE YEAR 2020						NAIC Company Code 10003	
Line of Business	Gross Premiums, Including Policy and Membership Fees, Less Return Premiums and Premiums on Policies not Taken		3 Dividends Paid or Credited to Policyholders on Direct Business	4 Direct Unearned Premium Reserves	5 Direct Losses Paid (deducting salvage)	6 Direct Losses Incurred	7 Direct Losses Unpaid	8 Direct Defense and Cost Containment Expense Paid	9 Direct Defense and Cost Containment Expense Incurred	10 Direct Defense and Cost Containment Expense Unpaid	11 Commissions and Brokerage Expenses	12 Taxes, Licenses and Fees
	1 Direct Premiums Written	2 Direct Premiums Earned										
Fire												
Allied lines												
Multiple peril crop												
Federal flood												
Private crop												
Private flood												
Farmowners multiple peril												
Homeowners multiple peril												
Commercial multiple peril (non-liability portion)												
Commercial multiple peril (liability portion)												
Mortgage guaranty												
Ocean marine												
Inland marine												
Financial guaranty												
Medical professional liability												
Earthquake												
Group accident and health (b)												
Credit accident and health (group and individual)												
Collectively renewable accident and health (b)												
Non-cancelable accident and health(b)												
Guaranteed renewable accident and health(b)												
Non-renewable for stated reasons only (b)												
Other accident only												
Medicare Title XVIII exempt from state taxes or fees												
All other accident and health (b)												
Federal employees health benefits plan premium (b)												
Workers' compensation												
Other Liability - occurrence												
Other Liability - claims made												
Excess workers' compensation												
Products liability												
Private passenger auto no-fault (personal injury protection)												
Other private passenger auto liability												
Commercial auto no-fault (personal injury protection)												
Other commercial auto liability												
Private passenger auto physical damage												
Commercial auto physical damage												
Aircraft (all perils)												
Fidelity												
Surety												
Burglary and theft												
Boiler and machinery												
Credit												
International												
Warranty												
Aggregate write-ins for other lines of business	8,421	8,421										1,863
TOTALS (a)	8,421	8,421										1,863
DETAILS OF WRITE-INS												
Guaranty of Excess Share Deposits in Credit Unions	8,421	8,421										1,863
Summary of remaining write-ins for Line 34 from overflow page												
Totals (Lines 3401 thru 3403 plus 3498)(Line 34 above)	8,421	8,421										1,863

(a) Finance and service charges not included in Lines 1 to 35 \$
(b) For health business on indicated lines report: Number of persons insured under PPO managed care products and number of persons insured under indemnity only products



ANNUAL STATEMENT FOR THE YEAR 2020 OF THE 10003:Excess Share Insurance Corporation

EXHIBIT OF PREMIUMS AND LOSSES (Statutory Page 14)

NAIC Group Code 3590 BUSINESS IN THE STATE OF Pennsylvania DURING THE YEAR 2020 NAIC Company Code 10003

Line of Business	Gross Premiums, Including Policy and Membership Fees, Less Return Premiums and Premiums on Policies not Taken		3	4	5	6	7	8	9	10	11	12
	1	2										
	Direct Premiums Written	Direct Premiums Earned	Dividends Paid or Credited to Policyholders on Direct Business	Direct Unearned Premium Reserves	Direct Losses Paid (deducting salvage)	Direct Losses Incurred	Direct Losses Unpaid	Direct Defense and Cost Containment Expense Paid	Direct Defense and Cost Containment Expense Incurred	Direct Defense and Cost Containment Expense Unpaid	Commissions and Brokerage Expenses	Taxes, Licenses and Fees
1. Fire												
2.1 Allied lines												
2.2 Multiple peril crop												
2.3 Federal flood												
2.4 Private crop												
2.5 Private flood												
3. Farmowners multiple peril												
4. Homeowners multiple peril												
5.1 Commercial multiple peril (non-liability portion)												
5.2 Commercial multiple peril (liability portion)												
6. Mortgage guaranty												
8. Ocean marine												
9. Inland marine												
10. Financial guaranty												
11. Medical professional liability												
12. Earthquake												
13. Group accident and health (b)												
14. Credit accident and health (group and individual)												
15.1 Collectively renewable accident and health (b)												
15.2 Non-cancelable accident and health(b)												
15.3 Guaranteed renewable accident and health(b)												
15.4 Non-renewable for stated reasons only (b)												
15.5 Other accident only												
15.6 Medicare Title XVIII exempt from state taxes or fees												
15.7 All other accident and health (b)												
15.8 Federal employees health benefits plan premium (b)												
16. Workers' compensation												
17.1 Other Liability - occurrence												
17.2 Other Liability - claims made												
17.3 Excess workers' compensation												
18. Products liability												
19.1 Private passenger auto no-fault (personal injury protection)												
19.2 Other private passenger auto liability												
19.3 Commercial auto no-fault (personal injury protection)												
19.4 Other commercial auto liability												
21.1 Private passenger auto physical damage												
21.2 Commercial auto physical damage												
22. Aircraft (all perils)												
23. Fidelity												
24. Surety												
26. Burglary and theft												
27. Boiler and machinery												
28. Credit												
29. International												
30. Warranty												
34. Aggregate write-ins for other lines of business	225,005	225,005										5,308
35. TOTALS (a)	225,005	225,005										5,308
DETAILS OF WRITE-INS												
3401. Guaranty of Excess Share Deposits in Credit Unions	225,005	225,005										5,308
3402.												
3403.												
3498. Summary of remaining write-ins for Line 34 from overflow page												
3499. Totals (Lines 3401 thru 3403 plus 3498)(Line 34 above)	225,005	225,005										5,308

(a) Finance and service charges not included in Lines 1 to 35 \$
(b) For health business on indicated lines report: Number of persons insured under PPO managed care products and number of persons insured under indemnity only products



ANNUAL STATEMENT FOR THE YEAR 2020 OF THE 10003:Excess Share Insurance Corporation

EXHIBIT OF PREMIUMS AND LOSSES (Statutory Page 14)

NAIC Group Code 3590 BUSINESS IN THE STATE OF South Carolina DURING THE YEAR 2020 NAIC Company Code 10003

Line of Business	Gross Premiums, Including Policy and Membership Fees, Less Return Premiums and Premiums on Policies not Taken		3	4	5	6	7	8	9	10	11	12
	1	2										
	Direct Premiums Written	Direct Premiums Earned	Dividends Paid or Credited to Policyholders on Direct Business	Direct Unearned Premium Reserves	Direct Losses Paid (deducting salvage)	Direct Losses Incurred	Direct Losses Unpaid	Direct Defense and Cost Containment Expense Paid	Direct Defense and Cost Containment Expense Incurred	Direct Defense and Cost Containment Expense Unpaid	Commissions and Brokerage Expenses	Taxes, Licenses and Fees
1. Fire												
2.1 Allied lines												
2.2 Multiple peril crop												
2.3 Federal flood												
2.4 Private crop												
2.5 Private flood												
3. Farmowners multiple peril												
4. Homeowners multiple peril												
5.1 Commercial multiple peril (non-liability portion)												
5.2 Commercial multiple peril (liability portion)												
6. Mortgage guaranty												
8. Ocean marine												
9. Inland marine												
10. Financial guaranty												
11. Medical professional liability												
12. Earthquake												
13. Group accident and health (b)												
14. Credit accident and health (group and individual)												
15.1 Collectively renewable accident and health (b)												
15.2 Non-cancelable accident and health(b)												
15.3 Guaranteed renewable accident and health(b)												
15.4 Non-renewable for stated reasons only (b)												
15.5 Other accident only												
15.6 Medicare Title XVIII exempt from state taxes or fees												
15.7 All other accident and health (b)												
15.8 Federal employees health benefits plan premium (b)												
16. Workers' compensation												
17.1 Other Liability - occurrence												
17.2 Other Liability - claims made												
17.3 Excess workers' compensation												
18. Products liability												
19.1 Private passenger auto no-fault (personal injury protection)												
19.2 Other private passenger auto liability												
19.3 Commercial auto no-fault (personal injury protection)												
19.4 Other commercial auto liability												
21.1 Private passenger auto physical damage												
21.2 Commercial auto physical damage												
22. Aircraft (all perils)												
23. Fidelity												
24. Surety												
26. Burglary and theft												
27. Boiler and machinery												
28. Credit												
29. International												
30. Warranty												
34. Aggregate write-ins for other lines of business	49,445	49,445										2,757
35. TOTALS (a)	49,445	49,445										2,757
DETAILS OF WRITE-INS												
3401. Guaranty of Excess Share Deposits in Credit Unions	49,445	49,445										2,757
3402.												
3403.												
3498. Summary of remaining write-ins for Line 34 from overflow page												
3499. Totals (Lines 3401 thru 3403 plus 3498)(Line 34 above)	49,445	49,445										2,757

(a) Finance and service charges not included in Lines 1 to 35 \$
(b) For health business on indicated lines report: Number of persons insured under PPO managed care products and number of persons insured under indemnity only products



ANNUAL STATEMENT FOR THE YEAR 2020 OF THE 10003:Excess Share Insurance Corporation

EXHIBIT OF PREMIUMS AND LOSSES (Statutory Page 14)

NAIC Group Code 3590 BUSINESS IN THE STATE OF Tennessee DURING THE YEAR 2020 NAIC Company Code 10003

Line of Business	Gross Premiums, Including Policy and Membership Fees, Less Return Premiums and Premiums on Policies not Taken		3	4	5	6	7	8	9	10	11	12
	1	2										
	Direct Premiums Written	Direct Premiums Earned	Dividends Paid or Credited to Policyholders on Direct Business	Direct Unearned Premium Reserves	Direct Losses Paid (deducting salvage)	Direct Losses Incurred	Direct Losses Unpaid	Direct Defense and Cost Containment Expense Paid	Direct Defense and Cost Containment Expense Incurred	Direct Defense and Cost Containment Expense Unpaid	Commissions and Brokerage Expenses	Taxes, Licenses and Fees
1. Fire												
2.1 Allied lines												
2.2 Multiple peril crop												
2.3 Federal flood												
2.4 Private crop												
2.5 Private flood												
3. Farmowners multiple peril												
4. Homeowners multiple peril												
5.1 Commercial multiple peril (non-liability portion)												
5.2 Commercial multiple peril (liability portion)												
6. Mortgage guaranty												
8. Ocean marine												
9. Inland marine												
10. Financial guaranty												
11. Medical professional liability												
12. Earthquake												
13. Group accident and health (b)												
14. Credit accident and health (group and individual)												
15.1 Collectively renewable accident and health (b)												
15.2 Non-cancelable accident and health(b)												
15.3 Guaranteed renewable accident and health(b)												
15.4 Non-renewable for stated reasons only (b)												
15.5 Other accident only												
15.6 Medicare Title XVIII exempt from state taxes or fees												
15.7 All other accident and health (b)												
15.8 Federal employees health benefits plan premium (b)												
16. Workers' compensation												
17.1 Other Liability - occurrence												
17.2 Other Liability - claims made												
17.3 Excess workers' compensation												
18. Products liability												
19.1 Private passenger auto no-fault (personal injury protection)												
19.2 Other private passenger auto liability												
19.3 Commercial auto no-fault (personal injury protection)												
19.4 Other commercial auto liability												
21.1 Private passenger auto physical damage												
21.2 Commercial auto physical damage												
22. Aircraft (all perils)												
23. Fidelity												
24. Surety												
26. Burglary and theft												
27. Boiler and machinery												
28. Credit												
29. International												
30. Warranty												
34. Aggregate write-ins for other lines of business	18,430	18,430										1,357
35. TOTALS (a)	18,430	18,430										1,357
DETAILS OF WRITE-INS												
3401. Guaranty of Excess Share Deposits in Credit Unions	18,430	18,430										1,357
3402.												
3403.												
3498. Summary of remaining write-ins for Line 34 from overflow page												
3499. Totals (Lines 3401 thru 3403 plus 3498)(Line 34 above)	18,430	18,430										1,357

(a) Finance and service charges not included in Lines 1 to 35 \$
(b) For health business on indicated lines report: Number of persons insured under PPO managed care products and number of persons insured under indemnity only products



ANNUAL STATEMENT FOR THE YEAR 2020 OF THE 10003:Excess Share Insurance Corporation

EXHIBIT OF PREMIUMS AND LOSSES (Statutory Page 14)

NAIC Group Code 3590 BUSINESS IN THE STATE OF Texas DURING THE YEAR 2020 NAIC Company Code 10003

Line of Business	Gross Premiums, Including Policy and Membership Fees, Less Return Premiums and Premiums on Policies not Taken		3	4	5	6	7	8	9	10	11	12
	1	2										
	Direct Premiums Written	Direct Premiums Earned	Dividends Paid or Credited to Policyholders on Direct Business	Direct Unearned Premium Reserves	Direct Losses Paid (deducting salvage)	Direct Losses Incurred	Direct Losses Unpaid	Direct Defense and Cost Containment Expense Paid	Direct Defense and Cost Containment Expense Incurred	Direct Defense and Cost Containment Expense Unpaid	Commissions and Brokerage Expenses	Taxes, Licenses and Fees
1. Fire												
2.1 Allied lines												
2.2 Multiple peril crop												
2.3 Federal flood												
2.4 Private crop												
2.5 Private flood												
3. Farmowners multiple peril												
4. Homeowners multiple peril												
5.1 Commercial multiple peril (non-liability portion)												
5.2 Commercial multiple peril (liability portion)												
6. Mortgage guaranty												
8. Ocean marine												
9. Inland marine												
10. Financial guaranty												
11. Medical professional liability												
12. Earthquake												
13. Group accident and health (b)												
14. Credit accident and health (group and individual)												
15.1 Collectively renewable accident and health (b)												
15.2 Non-cancelable accident and health(b)												
15.3 Guaranteed renewable accident and health(b)												
15.4 Non-renewable for stated reasons only (b)												
15.5 Other accident only												
15.6 Medicare Title XVIII exempt from state taxes or fees												
15.7 All other accident and health (b)												
15.8 Federal employees health benefits plan premium (b)												
16. Workers' compensation												
17.1 Other Liability - occurrence												
17.2 Other Liability - claims made												
17.3 Excess workers' compensation												
18. Products liability												
19.1 Private passenger auto no-fault (personal injury protection)												
19.2 Other private passenger auto liability												
19.3 Commercial auto no-fault (personal injury protection)												
19.4 Other commercial auto liability												
21.1 Private passenger auto physical damage												
21.2 Commercial auto physical damage												
22. Aircraft (all perils)												
23. Fidelity												
24. Surety												
26. Burglary and theft												
27. Boiler and machinery												
28. Credit												
29. International												
30. Warranty												
34. Aggregate write-ins for other lines of business	187,782	187,782										2,982
35. TOTALS (a)	187,782	187,782										2,982
DETAILS OF WRITE-INS												
3401. Guaranty of Excess Share Deposits in Credit Unions	187,782	187,782										2,982
3402.												
3403.												
3498. Summary of remaining write-ins for Line 34 from overflow page												
3499. Totals (Lines 3401 thru 3403 plus 3498)(Line 34 above)	187,782	187,782										2,982

(a) Finance and service charges not included in Lines 1 to 35 \$
(b) For health business on indicated lines report: Number of persons insured under PPO managed care products and number of persons insured under indemnity only products



ANNUAL STATEMENT FOR THE YEAR 2020 OF THE 10003:Excess Share Insurance Corporation

EXHIBIT OF PREMIUMS AND LOSSES (Statutory Page 14)

NAIC Group Code 3590 BUSINESS IN THE STATE OF Utah DURING THE YEAR 2020 NAIC Company Code 10003

Line of Business	Gross Premiums, Including Policy and Membership Fees, Less Return Premiums and Premiums on Policies not Taken		3	4	5	6	7	8	9	10	11	12
	1	2										
	Direct Premiums Written	Direct Premiums Earned	Dividends Paid or Credited to Policyholders on Direct Business	Direct Unearned Premium Reserves	Direct Losses Paid (deducting salvage)	Direct Losses Incurred	Direct Losses Unpaid	Direct Defense and Cost Containment Expense Paid	Direct Defense and Cost Containment Expense Incurred	Direct Defense and Cost Containment Expense Unpaid	Commissions and Brokerage Expenses	Taxes, Licenses and Fees
1. Fire												
2.1 Allied lines												
2.2 Multiple peril crop												
2.3 Federal flood												
2.4 Private crop												
2.5 Private flood												
3. Farmowners multiple peril												
4. Homeowners multiple peril												
5.1 Commercial multiple peril (non-liability portion)												
5.2 Commercial multiple peril (liability portion)												
6. Mortgage guaranty												
8. Ocean marine												
9. Inland marine												
10. Financial guaranty												
11. Medical professional liability												
12. Earthquake												
13. Group accident and health (b)												
14. Credit accident and health (group and individual)												
15.1 Collectively renewable accident and health (b)												
15.2 Non-cancelable accident and health(b)												
15.3 Guaranteed renewable accident and health(b)												
15.4 Non-renewable for stated reasons only (b)												
15.5 Other accident only												
15.6 Medicare Title XVIII exempt from state taxes or fees												
15.7 All other accident and health (b)												
15.8 Federal employees health benefits plan premium (b)												
16. Workers' compensation												
17.1 Other Liability - occurrence												
17.2 Other Liability - claims made												
17.3 Excess workers' compensation												
18. Products liability												
19.1 Private passenger auto no-fault (personal injury protection)												
19.2 Other private passenger auto liability												
19.3 Commercial auto no-fault (personal injury protection)												
19.4 Other commercial auto liability												
21.1 Private passenger auto physical damage												
21.2 Commercial auto physical damage												
22. Aircraft (all perils)												
23. Fidelity												
24. Surety												
26. Burglary and theft												
27. Boiler and machinery												
28. Credit												
29. International												
30. Warranty												
34. Aggregate write-ins for other lines of business												989
35. TOTALS (a)												989
DETAILS OF WRITE-INS												
3401. Guaranty of Excess Share Deposits in Credit Unions												989
3402.												
3403.												
3498. Summary of remaining write-ins for Line 34 from overflow page												
3499. Totals (Lines 3401 thru 3403 plus 3498)(Line 34 above)												989

(a) Finance and service charges not included in Lines 1 to 35 \$
(b) For health business on indicated lines report: Number of persons insured under PPO managed care products and number of persons insured under indemnity only products



ANNUAL STATEMENT FOR THE YEAR 2020 OF THE 10003:Excess Share Insurance Corporation

EXHIBIT OF PREMIUMS AND LOSSES (Statutory Page 14)

NAIC Group Code 3590 BUSINESS IN THE STATE OF Washington DURING THE YEAR 2020 NAIC Company Code 10003

Line of Business	Gross Premiums, Including Policy and Membership Fees, Less Return Premiums and Premiums on Policies not Taken		3	4	5	6	7	8	9	10	11	12
	1	2										
	Direct Premiums Written	Direct Premiums Earned	Dividends Paid or Credited to Policyholders on Direct Business	Direct Unearned Premium Reserves	Direct Losses Paid (deducting salvage)	Direct Losses Incurred	Direct Losses Unpaid	Direct Defense and Cost Containment Expense Paid	Direct Defense and Cost Containment Expense Incurred	Direct Defense and Cost Containment Expense Unpaid	Commissions and Brokerage Expenses	Taxes, Licenses and Fees
1. Fire												
2.1 Allied lines												
2.2 Multiple peril crop												
2.3 Federal flood												
2.4 Private crop												
2.5 Private flood												
3. Farmowners multiple peril												
4. Homeowners multiple peril												
5.1 Commercial multiple peril (non-liability portion)												
5.2 Commercial multiple peril (liability portion)												
6. Mortgage guaranty												
8. Ocean marine												
9. Inland marine												
10. Financial guaranty												
11. Medical professional liability												
12. Earthquake												
13. Group accident and health (b)												
14. Credit accident and health (group and individual)												
15.1 Collectively renewable accident and health (b)												
15.2 Non-cancelable accident and health(b)												
15.3 Guaranteed renewable accident and health(b)												
15.4 Non-renewable for stated reasons only (b)												
15.5 Other accident only												
15.6 Medicare Title XVIII exempt from state taxes or fees												
15.7 All other accident and health (b)												
15.8 Federal employees health benefits plan premium (b)												
16. Workers' compensation												
17.1 Other Liability - occurrence												
17.2 Other Liability - claims made												
17.3 Excess workers' compensation												
18. Products liability												
19.1 Private passenger auto no-fault (personal injury protection)												
19.2 Other private passenger auto liability												
19.3 Commercial auto no-fault (personal injury protection)												
19.4 Other commercial auto liability												
21.1 Private passenger auto physical damage												
21.2 Commercial auto physical damage												
22. Aircraft (all perils)												
23. Fidelity												
24. Surety												
26. Burglary and theft												
27. Boiler and machinery												
28. Credit												
29. International												
30. Warranty												
34. Aggregate write-ins for other lines of business	121,487	121,487										11,019
35. TOTALS (a)	121,487	121,487										11,019
DETAILS OF WRITE-INS												
3401. Guaranty of Excess Share Deposits in Credit Unions	121,487	121,487										11,019
3402.												
3403.												
3498. Summary of remaining write-ins for Line 34 from overflow page												
3499. Totals (Lines 3401 thru 3403 plus 3498)(Line 34 above)	121,487	121,487										11,019

(a) Finance and service charges not included in Lines 1 to 35 \$
(b) For health business on indicated lines report: Number of persons insured under PPO managed care products and number of persons insured under indemnity only products



ANNUAL STATEMENT FOR THE YEAR 2020 OF THE 10003:Excess Share Insurance Corporation

EXHIBIT OF PREMIUMS AND LOSSES (Statutory Page 14)

NAIC Group Code 3590 BUSINESS IN THE STATE OF Other Aliens DURING THE YEAR 2020 NAIC Company Code 10003

Line of Business	Gross Premiums, Including Policy and Membership Fees, Less Return Premiums and Premiums on Policies not Taken		3	4	5	6	7	8	9	10	11	12
	1	2										
	Direct Premiums Written	Direct Premiums Earned	Dividends Paid or Credited to Policyholders on Direct Business	Direct Unearned Premium Reserves	Direct Losses Paid (deducting salvage)	Direct Losses Incurred	Direct Losses Unpaid	Direct Defense and Cost Containment Expense Paid	Direct Defense and Cost Containment Expense Incurred	Direct Defense and Cost Containment Expense Unpaid	Commissions and Brokerage Expenses	Taxes, Licenses and Fees
1. Fire												
2.1 Allied lines												
2.2 Multiple peril crop												
2.3 Federal flood												
2.4 Private crop												
2.5 Private flood												
3. Farmowners multiple peril												
4. Homeowners multiple peril												
5.1 Commercial multiple peril (non-liability portion)												
5.2 Commercial multiple peril (liability portion)												
6. Mortgage guaranty												
8. Ocean marine												
9. Inland marine												
10. Financial guaranty												
11. Medical professional liability												
12. Earthquake												
13. Group accident and health (b)												
14. Credit accident and health (group and individual)												
15.1 Collectively renewable accident and health (b)												
15.2 Non-cancelable accident and health(b)												
15.3 Guaranteed renewable accident and health(b)												
15.4 Non-renewable for stated reasons only (b)												
15.5 Other accident only												
15.6 Medicare Title XVIII exempt from state taxes or fees												
15.7 All other accident and health (b)												
15.8 Federal employees health benefits plan premium (b)												
16. Workers' compensation												
17.1 Other Liability - occurrence												
17.2 Other Liability - claims made												
17.3 Excess workers' compensation												
18. Products liability												
19.1 Private passenger auto no-fault (personal injury protection)												
19.2 Other private passenger auto liability												
19.3 Commercial auto no-fault (personal injury protection)												
19.4 Other commercial auto liability												
21.1 Private passenger auto physical damage												
21.2 Commercial auto physical damage												
22. Aircraft (all perils)												
23. Fidelity												
24. Surety												
26. Burglary and theft												
27. Boiler and machinery												
28. Credit												
29. International												
30. Warranty												
34. Aggregate write-ins for other lines of business						60,000	2,476,000					
35. TOTALS (a)						60,000	2,476,000					
DETAILS OF WRITE-INS												
3401. Guaranty of Excess Share Deposits in Credit Unions						60,000	2,476,000					
3402.												
3403.												
3498. Summary of remaining write-ins for Line 34 from overflow page												
3499. Totals (Lines 3401 thru 3403 plus 3498)(Line 34 above)						60,000	2,476,000					

(a) Finance and service charges not included in Lines 1 to 35 \$
(b) For health business on indicated lines report: Number of persons insured under PPO managed care products and number of persons insured under indemnity only products



ANNUAL STATEMENT FOR THE YEAR 2020 OF THE 10003:Excess Share Insurance Corporation

EXHIBIT OF PREMIUMS AND LOSSES (Statutory Page 14)

NAIC Group Code 3590 BUSINESS IN THE STATE OF Grand Total DURING THE YEAR 2020 NAIC Company Code 10003

Line of Business	Gross Premiums, Including Policy and Membership Fees, Less Return Premiums and Premiums on Policies not Taken		3	4	5	6	7	8	9	10	11	12
	1	2										
	Direct Premiums Written	Direct Premiums Earned	Dividends Paid or Credited to Policyholders on Direct Business	Direct Unearned Premium Reserves	Direct Losses Paid (deducting salvage)	Direct Losses Incurred	Direct Losses Unpaid	Direct Defense and Cost Containment Expense Paid	Direct Defense and Cost Containment Expense Incurred	Direct Defense and Cost Containment Expense Unpaid	Commissions and Brokerage Expenses	Taxes, Licenses and Fees
1. Fire												
2.1 Allied lines												
2.2 Multiple peril crop												
2.3 Federal flood												
2.4 Private crop												
2.5 Private flood												
3. Farmowners multiple peril												
4. Homeowners multiple peril												
5.1 Commercial multiple peril (non-liability portion)												
5.2 Commercial multiple peril (liability portion)												
6. Mortgage guaranty												
8. Ocean marine												
9. Inland marine												
10. Financial guaranty												
11. Medical professional liability												
12. Earthquake												
13. Group accident and health (b)												
14. Credit accident and health (group and individual)												
15.1 Collectively renewable accident and health (b)												
15.2 Non-cancelable accident and health(b)												
15.3 Guaranteed renewable accident and health(b)												
15.4 Non-renewable for stated reasons only (b)												
15.5 Other accident only												
15.6 Medicare Title XVIII exempt from state taxes or fees												
15.7 All other accident and health (b)												
15.8 Federal employees health benefits plan premium (b)												
16. Workers' compensation												
17.1 Other Liability - occurrence												
17.2 Other Liability - claims made												
17.3 Excess workers' compensation												
18. Products liability												
19.1 Private passenger auto no-fault (personal injury protection)												
19.2 Other private passenger auto liability												
19.3 Commercial auto no-fault (personal injury protection)												
19.4 Other commercial auto liability												
21.1 Private passenger auto physical damage												
21.2 Commercial auto physical damage												
22. Aircraft (all perils)												
23. Fidelity												
24. Surety												
26. Burglary and theft												
27. Boiler and machinery												
28. Credit												
29. International												
30. Warranty												
34. Aggregate write-ins for other lines of business	2,933,152	2,933,152				60,000	2,476,000					118,788
35. TOTALS (a)	2,933,152	2,933,152				60,000	2,476,000					118,788
DETAILS OF WRITE-INS												
3401. Guaranty of Excess Share Deposits in Credit Unions	2,933,152	2,933,152				60,000	2,476,000					118,788
3402.												
3403.												
3498. Summary of remaining write-ins for Line 34 from overflow page												
3499. Totals (Lines 3401 thru 3403 plus 3498)(Line 34 above)	2,933,152	2,933,152				60,000	2,476,000					118,788

(a) Finance and service charges not included in Lines 1 to 35 \$
(b) For health business on indicated lines report: Number of persons insured under PPO managed care products and number of persons insured under indemnity only products

Schedule F - Part 1 - Assumed Reinsurance
N O N E

Schedule F - Part 2 - Premium Portfolio Reinsurance Effected or (Canceled)
N O N E

ANNUAL STATEMENT FOR THE YEAR 2020 OF THE 10003:Excess Share Insurance Corporation

SCHEDULE F - PART 3

Ceded Reinsurance as of December 31, Current Year (\$000 Omitted)

1 ID Number	2 NAIC Com- pany Code	3 Name of Reinsurer	4 Domiciliary Jurisdiction	5 Special Code	6 Reinsurance Premiums Ceded	Reinsurance Recoverable On									16 Amount in Dispute included in Column 15	Reinsurance Payable		19 Net Amount Recoverable From Reinsurers Cols. 15 - [17 + 18]	20 Funds Held by Company Under Reinsurance Treaties
						7 Paid Losses	8 Paid LAE	9 Known Case Loss Reserves	10 Known Case LAE Reserves	11 IBNR Loss Reserves	12 IBNR LAE Reserves	13 Unearned Premiums	14 Contingent Commis- sions	15 Columns 7 through 14 Totals		17 Ceded Balances Payable	18 Other Amounts Due to Reinsurers		
0499999. Total Authorized - Affiliates - U.S. Non-Pool																			
0799999. Total Authorized - Affiliates - Other (Non-U.S.)																			
0899999. Total Authorized - Affiliates																			
13-1963496 ... 20281 ... Federal Insurance Company ... IN ... 2 ... 420																			
0999999. Total Authorized - Other U.S. Unaffiliated Insurers						420													
1499999. Total Authorized Excluding Protected Cells (Sum of 0899999, 0999999, 1099999, 1199999 and 1299999)						420													
1899999. Total Unauthorized - Affiliates - U.S. Non-Pool																			
2199999. Total Unauthorized - Affiliates - Other (Non-U.S.)																			
2299999. Total Unauthorized - Affiliates																			
2899999. Total Unauthorized Excluding Protected Cells (Sum of 2299999, 2399999, 2499999, 2599999 and 2699999)																			
3299999. Total Certified - Affiliates - U.S. Non-Pool																			
3599999. Total Certified - Affiliates - Other (Non-U.S.)																			
3699999. Total Certified - Affiliates																			
4299999. Total Certified Excluding Protected Cells (Sum of 3699999, 3799999, 3899999, 3999999 and 4099999)																			
4699999. Total Reciprocal Jurisdiction - Affiliates - U.S. Non-Pool																			
4999999. Total Reciprocal Jurisdiction - Affiliates - Other (Non-U.S.)																			
5099999. Total Reciprocal Jurisdiction - Affiliates																			
5699999. Total Reciprocal Jurisdiction Excluding Protected Cells (Sum of 5099999, 5199999, 5299999, 5399999 and 5499999)																			
5799999. Total Authorized, Unauthorized, Reciprocal Jurisdiction and Certified Excluding Protected Cells (Sum of 1499999, 2899999, 4299999 and 5699999)						420													
5899999. Total Protected Cells (Sum of 1399999, 2799999, 4199999 and 5599999)																			
9999999 Totals						420													

SCHEDULE F - PART 3 (Continued)

Ceded Reinsurance as of December 31, Current Year (\$000 Omitted)
(Credit Risk)

ID Number From Col. 1	Name of Reinsurer From Col. 3	Collateral				25	26	27	Ceded Reinsurance Credit Risk								
		21	22	23	24				28	29	30	31	32	33	34	35	36
		Multiple Beneficiary Trusts	Letters of Credit	Issuing or Confirming Bank Reference Number	Single Beneficiary Trusts & Other Allowable Collateral	Total Funds Held, Payables & Collateral	Net Recoverable Net of Funds Held & Collateral	Applicable Sch. F Penalty (Col. 78)	Total Amount Recoverable from Reinsurers Less Penalty (Cols. 15-27)	Stressed Recoverable (Col. 28 * 120%)	Reinsurance Payable & Funds Held (Cols. 17+18+20; but not in excess of Col. 29)	Stressed Net Recoverable (Cols. 29-30)	Total Collateral (Cols. 21+22 + 24, not in Excess of Col. 31)	Stressed Net Recoverable Net of Collateral Offsets (Cols. 31-32)	Reinsurer Designation Equivalent	Credit Risk on Collateralized Recoverables (Col. 32 * Factor Applicable to Reinsurer Designation Equivalent in Col. 34)	Credit Risk on Un- collateralized Recoverables (Col. 33 * Factor Applicable to Reinsurer Designation Equivalent in Col. 34)
0499999. Total Authorized - Affiliates - U.S. Non-Pool				XXX					XXX	XXX	XXX	XXX	XXX	XXX	XXX	XXX	XXX
0799999. Total Authorized - Affiliates - Other (Non-U.S.)				XXX											XXX		
0899999. Total Authorized - Affiliates				XXX											XXX		
13-1963496. Federal Insurance Company															2.		
0999999. Total Authorized - Other U.S. Unaffiliated Insurers				XXX											XXX		
1499999. Total Authorized Excluding Protected Cells (Sum of 0899999, 0999999, 1099999, 1199999 and 1299999)				XXX											XXX		
1899999. Total Unauthorized - Affiliates - U.S. Non-Pool				XXX					XXX	XXX	XXX	XXX	XXX	XXX	XXX	XXX	XXX
2199999. Total Unauthorized - Affiliates - Other (Non-U.S.)				XXX											XXX		
2299999. Total Unauthorized - Affiliates				XXX											XXX		
2899999. Total Unauthorized Excluding Protected Cells (Sum of 2299999, 2399999, 2499999, 2599999 and 2699999)				XXX											XXX		
3299999. Total Certified - Affiliates - U.S. Non-Pool				XXX					XXX	XXX	XXX	XXX	XXX	XXX	XXX	XXX	XXX
3599999. Total Certified - Affiliates - Other (Non-U.S.)				XXX											XXX		
3699999. Total Certified - Affiliates				XXX											XXX		
4299999. Total Certified Excluding Protected Cells (Sum of 3699999, 3799999, 3899999, 3999999 and 4099999)				XXX											XXX		
4699999. Total Reciprocal Jurisdiction - Affiliates - U.S. Non-Pool				XXX					XXX	XXX	XXX	XXX	XXX	XXX	XXX	XXX	XXX
4999999. Total Reciprocal Jurisdiction - Affiliates - Other (Non- U.S.)				XXX											XXX		
5099999. Total Reciprocal Jurisdiction - Affiliates				XXX											XXX		
5699999. Total Reciprocal Jurisdiction Excluding Protected Cells (Sum of 5099999, 5199999, 5299999, 5399999 and 5499999)				XXX											XXX		
5799999. Total Authorized, Unauthorized, Reciprocal Jurisdiction and Certified Excluding Protected Cells (Sum of 1499999, 2899999, 4299999 and 5699999)				XXX											XXX		
5899999. Total Protected Cells (Sum of 1399999, 2799999, 4199999 and 5599999)				XXX					XXX	XXX	XXX	XXX	XXX	XXX	XXX	XXX	XXX
9999999 Totals				XXX											XXX		

SCHEDULE F - PART 3 (Continued)

Ceded Reinsurance as of December 31, Current Year (\$000 Omitted)
(Aging of Ceded Reinsurance)

ID Number From Col. 1	Name of Reinsurer From Col. 3	Reinsurance Recoverable on Paid Losses and Paid Loss Adjustment Expenses							44 Total Recoverable on Paid Losses & LAE Amounts in Dispute Included in Col. 43	45 Recoverable on Paid Losses & LAE Over 90 Days Past Due Amounts in Dispute Included in Cols. 40 & 41	46 Total Recoverable on Paid Losses & LAE Amounts Not in Dispute (Cols 43-44)	47 Recoverable on Paid Losses & LAE Over 90 Days Past Due Amounts Not in Dispute (Cols. 40 + 41 - 45)	48 Amounts Received Prior 90 Days	49 Percentage Overdue Col. 42/Col. 43	50 Percentage of Amounts More Than 90 Days Overdue Not in Dispute (Col. 47/(Cols. 46+48))	51 Percentage More Than 120 Days Overdue (Col. 41/ Col. 43)	52 Is the Amount in Col. 50 Less Than 20%? (Yes or No)	53 Amounts in Col. 47 for Reinsurers with Values Less Than 20% in Col. 50	
		37 Current	Overdue					43 Total Due Cols. 37+42 (In total should equal Cols. 7+8)											
			38 1 - 29 Days	39 30 - 90 Days	40 91 - 120 Days	41 Over 120 Days	42 Total Overdue Cols. 38+39 +40+41												
0499999. Total Authorized - Affiliates - U.S. Non-Pool																		XXX	
0799999. Total Authorized - Affiliates - Other (Non-U.S.)																		XXX	
0899999. Total Authorized - Affiliates																		XXX	
13-1963496. Federal Insurance Company																		YES	
0999999. Total Authorized - Other U.S. Unaffiliated Insurers																		XXX	
1499999. Total Authorized Excluding Protected Cells (Sum of 0899999, 0999999, 1099999, 1199999 and 1299999)																		XXX	
1899999. Total Unauthorized - Affiliates - U.S. Non-Pool																		XXX	
2199999. Total Unauthorized - Affiliates - Other (Non-U.S.)																		XXX	
2299999. Total Unauthorized - Affiliates																		XXX	
2899999. Total Unauthorized Excluding Protected Cells (Sum of 2299999, 2399999, 2499999, 2599999 and 2699999)																		XXX	
3299999. Total Certified - Affiliates - U.S. Non-Pool																		XXX	
3599999. Total Certified - Affiliates - Other (Non-U.S.)																		XXX	
3699999. Total Certified - Affiliates																		XXX	
4299999. Total Certified Excluding Protected Cells (Sum of 3699999, 3799999, 3899999, 3999999 and 4099999)																		XXX	
4699999. Total Reciprocal Jurisdiction - Affiliates - U.S. Non-Pool																		XXX	
4999999. Total Reciprocal Jurisdiction - Affiliates - Other (Non-U.S.)																		XXX	
5099999. Total Reciprocal Jurisdiction - Affiliates																		XXX	
5699999. Total Reciprocal Jurisdiction Excluding Protected Cells (Sum of 5099999, 5199999, 5299999, 5399999 and 5499999)																		XXX	
5799999. Total Authorized, Unauthorized, Reciprocal Jurisdiction and Certified Excluding Protected Cells (Sum of 1499999, 2899999, 4299999 and 5699999)																		XXX	
5899999. Total Protected Cells (Sum of 1399999, 2799999, 4199999 and 5599999)																		XXX	
9999999 Totals																		XXX	

SCHEDULE F - PART 3 (Continued)

Ceded Reinsurance as of December 31, Current Year (\$000 Omitted)
(Provision for Reinsurance for Certified Reinsurers)

ID Number From Col. 1	Name of Reinsurer From Col. 3	Provision for Certified Reinsurance														Complete if Col. 52 = "No"; Otherwise Enter 0			69 Provision for Overdue Reinsurance Ceded to Certified Reinsurers (Greater of [Col. 62 + Col. 65] or Col.68; not to Exceed Col. 63)
		54 Certified Reinsurer Rating (1 through 6)	55 Effective Date of Certified Reinsurer Rating	56 Percent Collateral Required for Full Credit (0% through 100%)	57 Catastrophe Recoverables Qualifying for Collateral Deferral	58 Net Recoverables Subject to Collateral Requirements for Full Credit (Col. 19 - Col. 57)	59 Dollar Amount of Collateral Required (Col. 56 * Col. 58)	60 Percent of Collateral Provided for Net Recoverables Subject to Collateral Requirements ([Col. 20 + Col. 21 + Col. 22 + Col. 24] / Col. 58)	61 Percent Credit Allowed on Net Recoverables Subject to Collateral Requirements (Col. 60 / Col. 56, not to exceed 100%)	62 20% of Recoverable on Paid Losses & LAE Over 90 Days Past Due Amounts in Dispute (Col. 45 * 20%)	63 Amount of Credit Allowed for Net Recoverables (Col. 57 + [Col. 58 * Col. 61])	64 Provision for Reinsurance with Certified Reinsurers Due to Collateral Deficiency (Col. 19 - Col. 63)	65 20% of Recoverable on Paid Losses & LAE Over 90 Days Past Due Amounts Not in Dispute (Col. 47 * 20%)	66	67	68			
														Total Collateral Provided (Col. 20 + Col. 21 + Col. 22 + Col. 24, not to Exceed Col. 63)	Net Unsecured Recoverable for Which Credit is Allowed (Col. 63 - Col. 66)	20% of Amount in Col. 67			
0499999. Total Authorized - Affiliates - U.S. Non-Pool				XXX	XXX	XXX	XXX	XXX	XXX	XXX	XXX	XXX	XXX	XXX	XXX	XXX	XXX		
0799999. Total Authorized - Affiliates - Other (Non-U.S.)				XXX	XXX	XXX	XXX	XXX	XXX	XXX	XXX	XXX	XXX	XXX	XXX	XXX	XXX		
0899999. Total Authorized - Affiliates				XXX	XXX	XXX	XXX	XXX	XXX	XXX	XXX	XXX	XXX	XXX	XXX	XXX	XXX		
13-1963496	Federal Insurance Company	XXX	XXX	XXX	XXX	XXX	XXX	XXX	XXX	XXX	XXX	XXX	XXX	XXX	XXX	XXX	XXX		
0999999. Total Authorized - Other U.S. Unaffiliated Insurers				XXX	XXX	XXX	XXX	XXX	XXX	XXX	XXX	XXX	XXX	XXX	XXX	XXX	XXX		
1499999. Total Authorized Excluding Protected Cells (Sum of 0899999, 0999999, 1099999, 1199999 and 1299999)				XXX	XXX	XXX	XXX	XXX	XXX	XXX	XXX	XXX	XXX	XXX	XXX	XXX	XXX		
1899999. Total Unauthorized - Affiliates - U.S. Non-Pool				XXX	XXX	XXX	XXX	XXX	XXX	XXX	XXX	XXX	XXX	XXX	XXX	XXX	XXX		
2199999. Total Unauthorized - Affiliates - Other (Non-U.S.)				XXX	XXX	XXX	XXX	XXX	XXX	XXX	XXX	XXX	XXX	XXX	XXX	XXX	XXX		
2299999. Total Unauthorized - Affiliates				XXX	XXX	XXX	XXX	XXX	XXX	XXX	XXX	XXX	XXX	XXX	XXX	XXX	XXX		
2899999. Total Unauthorized Excluding Protected Cells (Sum of 2299999, 2399999, 2499999, 2599999 and 2699999)				XXX	XXX	XXX	XXX	XXX	XXX	XXX	XXX	XXX	XXX	XXX	XXX	XXX	XXX		
3299999. Total Certified - Affiliates - U.S. Non-Pool				XXX				XXX	XXX										
3599999. Total Certified - Affiliates - Other (Non-U.S.)				XXX				XXX	XXX										
3699999. Total Certified - Affiliates				XXX				XXX	XXX										
4299999. Total Certified Excluding Protected Cells (Sum of 3699999, 3799999, 3899999, 3999999 and 4099999)				XXX				XXX	XXX										
4699999. Total Reciprocal Jurisdiction - Affiliates - U.S. Non-Pool				XXX	XXX	XXX	XXX	XXX	XXX	XXX	XXX	XXX	XXX	XXX	XXX	XXX	XXX		
4999999. Total Reciprocal Jurisdiction - Affiliates - Other (Non-U.S.)				XXX	XXX	XXX	XXX	XXX	XXX	XXX	XXX	XXX	XXX	XXX	XXX	XXX	XXX		
5099999. Total Reciprocal Jurisdiction - Affiliates				XXX	XXX	XXX	XXX	XXX	XXX	XXX	XXX	XXX	XXX	XXX	XXX	XXX	XXX		
5699999. Total Reciprocal Jurisdiction Excluding Protected Cells (Sum of 5099999, 5199999, 5299999, 5399999 and 5499999)				XXX	XXX	XXX	XXX	XXX	XXX	XXX	XXX	XXX	XXX	XXX	XXX	XXX	XXX		
5799999. Total Authorized, Unauthorized, Reciprocal Jurisdiction and Certified Excluding Protected Cells (Sum of 1499999, 2899999, 4299999 and 5699999)				XXX				XXX	XXX										
5899999. Total Protected Cells (Sum of 1399999, 2799999, 4199999 and 5599999)				XXX				XXX	XXX										
9999999 Totals				XXX				XXX	XXX										

SCHEDULE F - PART 3 (Continued)

Ceded Reinsurance as of December 31, Current Year (\$000 Omitted)
(Total Provision for Reinsurance)

ID Number From Col. 1	Name of Reinsurer From Col. 3	70 20% of Recoverable on Paid Losses & LAE Over 90 Days past Due Amounts Not in Dispute (Col. 47 * 20%)	Provision for Unauthorized Reinsurance		Provision for Overdue Authorized and Reciprocal Jurisdiction Reinsurance		Total Provision for Reinsurance			
			71 Provision for Reinsurance with Unauthorized Reinsurers Due to Collateral Deficiency (Col. 26)	72 Provision for Overdue Reinsurance from Unauthorized Reinsurers and Amounts in Dispute (Col. 70 + 20% of the Amount in Col. 16)	73 Complete if Col. 52 = "Yes"; Otherwise Enter 0 20% of Recoverable on Paid Losses & LAE Over 90 Days Past Due Amounts Not in Dispute + 20% of Amounts in Dispute ([Col. 47 * 20%] + [Col. 45 * 20%])	74 Complete if Col. 52 = "No"; Otherwise Enter 0 Greater of 20% of Net Recoverable Net of Funds Held & Collateral, or 20% of Recoverable on Paid Losses & LAE Over 90 Days Past Due (Greater of Col. 26 * 20% or Cols. [40 + 41] * 20%)	75 Provision for Amounts Ceded to Authorized and Reciprocal Jurisdiction Reinsurers (Cols. 73 + 74)	76 Provision for Amounts Ceded to Unauthorized Reinsurers (Cols. 71 + 72 Not in Excess of Col. 15)	77 Provision for Amounts Ceded to Certified Reinsurers (Cols. 64 + 69)	78 Total Provision for Reinsurance (Cols. 75 + 76 + 77)
0499999. Total Authorized - Affiliates - U.S. Non-Pool			XXX	XXX				XXX	XXX	
0799999. Total Authorized - Affiliates - Other (Non-U.S.)			XXX	XXX				XXX	XXX	
0899999. Total Authorized - Affiliates			XXX	XXX				XXX	XXX	
13-1963496 ... Federal Insurance Company			XXX	XXX				XXX	XXX	
0999999. Total Authorized - Other U.S. Unaffiliated Insurers			XXX	XXX				XXX	XXX	
1499999. Total Authorized Excluding Protected Cells (Sum of 0899999, 0999999, 1099999, 1199999 and 1299999)			XXX	XXX				XXX	XXX	
1899999. Total Unauthorized - Affiliates - U.S. Non-Pool					XXX	XXX	XXX		XXX	
2199999. Total Unauthorized - Affiliates - Other (Non-U.S.)					XXX	XXX	XXX		XXX	
2299999. Total Unauthorized - Affiliates					XXX	XXX	XXX		XXX	
2899999. Total Unauthorized Excluding Protected Cells (Sum of 2299999, 2399999, 2499999, 2599999 and 2699999)					XXX	XXX	XXX		XXX	
3299999. Total Certified - Affiliates - U.S. Non-Pool		XXX	XXX	XXX	XXX	XXX	XXX	XXX		
3599999. Total Certified - Affiliates - Other (Non-U.S.)		XXX	XXX	XXX	XXX	XXX	XXX	XXX		
3699999. Total Certified - Affiliates		XXX	XXX	XXX	XXX	XXX	XXX	XXX		
4299999. Total Certified Excluding Protected Cells (Sum of 3699999, 3799999, 3899999, 3999999 and 4099999)		XXX	XXX	XXX	XXX	XXX	XXX	XXX		
4699999. Total Reciprocal Jurisdiction - Affiliates - U.S. Non-Pool			XXX	XXX				XXX	XXX	
4999999. Total Reciprocal Jurisdiction - Affiliates - Other (Non-U.S.)			XXX	XXX				XXX	XXX	
5099999. Total Reciprocal Jurisdiction - Affiliates			XXX	XXX				XXX	XXX	
5699999. Total Reciprocal Jurisdiction Excluding Protected Cells (Sum of 5099999, 5199999, 5299999, 5399999 and 5499999)			XXX	XXX				XXX	XXX	
5799999. Total Authorized, Unauthorized, Reciprocal Jurisdiction and Certified Excluding Protected Cells (Sum of 1499999, 2899999, 4299999 and 5699999)										
5899999. Total Protected Cells (Sum of 1399999, 2799999, 4199999 and 5599999)										
9999999 Totals										

Schedule F - Part 4 - Issuing or Confirming Banks for Letters of Credit from Schedule F, Part 3

N O N E

Schedule F - Part 5 - Interrogatories for Schedule F - Part 3

N O N E

SCHEDULE F - PART 6

Restatement of Balance Sheet to Identify Net Credit for Reinsurance

	1 As Reported (Net of Ceded)	2 Restatement Adjustments	3 Restated (Gross of Ceded)
ASSETS (Page 2, Col. 3)			
1. Cash and invested assets (Line 12)	62,238,913		62,238,913
2. Premiums and considerations (Line 15)	761,970		761,970
3. Reinsurance recoverable on loss and loss adjustment expense payments (Line 16.1)			
4. Funds held by or deposited with reinsured companies (Line 16.2)			
5. Other assets	79,483		79,483
6. Net amount recoverable from reinsurers			
7. Protected cell assets (Line 27)			
8. Totals (Line 28)	63,080,366		63,080,366
LIABILITIES (Page 3)			
9. Losses and loss adjustment expenses (Lines 1 through 3)	2,476,000		2,476,000
10. Taxes, expenses, and other obligations (Lines 4 through 8)	277,856		277,856
11. Unearned premiums (Line 9)			
12. Advance premiums (Line 10)			
13. Dividends declared and unpaid (Line 11.1 and 11.2)			
14. Ceded reinsurance premiums payable (net of ceding commissions (Line 12)			
15. Funds held by company under reinsurance treaties (Line 13)			
16. Amounts withheld or retained by company for account of others (Line 14)			
17. Provision for reinsurance (Line 16)			
18. Other liabilities	36,439,810		36,439,810
19. Total liabilities excluding protected cell business (Line 26)	39,193,666		39,193,666
20. Protected cell liabilities (Line 27)			
21. Surplus as regards policyholders (Line 37)	23,886,700	XXX	23,886,700
22. Totals (Line 38)	63,080,366		63,080,366

NOTE: Is the restatement of this exhibit the result of grossing up balances ceded to affiliates under 100 percent reinsurance or pooling arrangements? Yes [] No [X]

If yes, give full explanation:

Schedule H - Part 1 - Analysis of Underwriting Operations

N O N E

Schedule H - Part 2 - Reserves and Liabilities

N O N E

Schedule H - Part 3 - Test of Prior Year's Claim Reserves and Liabilities

N O N E

Schedule H - Part 4 - Reinsurance

N O N E

Schedule H - Part 5 - Health Claims

N O N E

Schedule P - Part 1A - Homeowners/Farmowners
N O N E

Schedule P - Part 1B - Private Passenger Auto Liability/Medical
N O N E

Schedule P - Part 1C - Commercial Auto/Truck Liability/Medical
N O N E

Schedule P - Part 1D - Workers' Compensation (Excluding Excess Workers' Compensation)
N O N E

Schedule P - Part 1E - Commercial Multiple Peril
N O N E

Schedule P - Part 1F - Section 1 - Medical Professional Liability - Occurrence
N O N E

Schedule P - Part 1F - Section 2 - Medical Professional Liability - Claims-Made
N O N E

Schedule P - Part 1G - Special Liability (Ocean Marine, Aircraft (all perils), Boiler and Machinery)
N O N E

Schedule P - Part 1H - Section 1 - Other Liability - Occurrence
N O N E

Schedule P - Part 1H - Section 2 - Other Liability - Claims-Made
N O N E

Schedule P - Part 1I - Special Property (Fire, Allied Lines...)
N O N E

Schedule P - Part 1J - Auto Physical Damage
N O N E

Schedule P - Part 1K - Fidelity/Surety
N O N E

ANNUAL STATEMENT FOR THE YEAR 2020 OF THE 10003:Excess Share Insurance Corporation

SCHEDULE P - PART 1L - OTHER (INCLUDING CREDIT, ACCIDENT AND HEALTH)

(\$000 OMITTED)

Years in Which Premiums Were Earned and Losses Were Incurred	Premiums Earned			Loss and Loss Expense Payments								12
	1 Direct and Assumed	2 Ceded	3 Net (1 - 2)	Loss Payments		Defense and Cost Containment Payments		Adjusting and Other Payments		10 Salvage and Subrogation Received	11 Total Net Paid Cols (4 - 5 + 6 - 7 + 8 - 9)	Number of Claims Reported Direct and Assumed
				4	5	6	7	8	9			
				Direct and Assumed	Ceded	Direct and Assumed	Ceded	Direct and Assumed	Ceded			
1. Prior.....	XXX	XXX	XXX									XXX
2. 2019.....	2,491	409	2,082									XXX
3. 2020.....	2,933	420	2,513									XXX
4. Totals	XXX	XXX	XXX									XXX

	Losses Unpaid				Defense and Cost Containment Unpaid				Adjusting and Other Unpaid		23	24	25
	Case Basis		Bulk + IBNR		Case Basis		Bulk + IBNR						
	13	14	15	16	17	18	19	20	21	22			
	Direct and Assumed	Ceded	Direct and Assumed	Ceded	Direct and Assumed	Ceded	Direct and Assumed	Ceded	Direct and Assumed	Ceded			
1. Prior			248									248	
2. 2019			743									743	
3. 2020			1,485									1,485	
4. Totals			2,476									2,476	

	Total Losses and Loss Expenses Incurred			Loss and Loss Expense Percentage (Incurred /Premiums Earned)			Nontabular Discount		34 Inter- Company Pooling Participation Percentage	Net Balance Sheet Reserves After Discount	
	26 Direct and Assumed	27 Ceded	28 Net	29 Direct and Assumed	30 Ceded	31 Net	32 Loss	33 Loss Expense		35 Losses Unpaid	36 Loss Expenses Unpaid
1. Prior	XXX	XXX	XXX	XXX	XXX	XXX			XXX	248	
2. 2019	743		743	29.8		35.7				743	
3. 2020	1,485		1,485	50.6		59.1				1,485	
4. Totals	XXX	XXX	XXX	XXX	XXX	XXX			XXX	2,476	

Schedule P - Part 1M - International

N O N E

Schedule P - Part 1N - Reinsurance - Nonproportional Assumed Property

N O N E

Schedule P - Part 1O - Reinsurance - Nonproportional Assumed Liability

N O N E

Schedule P - Part 1P - Reinsurance - Nonproportional Assumed Financial Lines

N O N E

Schedule P - Part 1R - Section 1 - Products Liability - Occurrence

N O N E

Schedule P - Part 1R - Section 2 - Products Liability - Claims-Made

N O N E

Schedule P - Part 1S - Financial Guaranty/Mortgage Guaranty

N O N E

Schedule P - Part 1T - Warranty

N O N E

Schedule P - Part 2A - Homeowners/Farmowners

N O N E

Schedule P - Part 2B - Private Passenger Auto Liability/Medical

N O N E

Schedule P - Part 2C - Commercial Auto/Truck Liability/Medical

N O N E

Schedule P - Part 2D - Workers' Compensation (Excluding Excess Workers' Compensation)

N O N E

Schedule P - Part 2E - Commercial Multiple Peril

N O N E

Schedule P - Part 2F - Section 1 - Medical Professional Liability - Occurrence

N O N E

Schedule P - Part 2F - Section 2 - Medical Professional Liability - Claims-Made

N O N E

Schedule P - Part 2G - Special Liability (Ocean Marine, Aircraft (all perils), Boiler and Machinery)

N O N E

Schedule P - Part 2H - Section 1 - Other Liability - Occurrence

N O N E

Schedule P - Part 2H - Section 2- Other Liability - Claims-Made

N O N E

ANNUAL STATEMENT FOR THE YEAR 2020 OF THE 10003:Excess Share Insurance Corporation

SCHEDULE P - PART 2I - SPECIAL PROPERTY (FIRE, ALLIED LINES, INLAND MARINE, EARTHQUAKE, BURGLARY, AND THEFT)

Years in Which Losses Were Incurred	INCURRED NET LOSSES AND DEFENSE AND COST CONTAINMENT EXPENSES REPORTED AT YEAR END (\$000 OMITTED)										DEVELOPMENT	
	1 2011	2 2012	3 2013	4 2014	5 2015	6 2016	7 2017	8 2018	9 2019	10 2020	11 One Year	12 Two Year
1. Prior.....	XXX	XXX	XXX	XXX	XXX	XXX	XXX	XXX				
2. 2019.....	XXX	XXX	XXX	XXX	XXX	XXX	XXX	XXX				XXX
3. 2020.....	XXX	XXX	XXX	XXX	XXX	XXX	XXX	XXX	XXX		XXX	XXX
4. Totals												

SCHEDULE P - PART 2J - AUTO PHYSICAL DAMAGE

1. Prior.....	XXX	XXX	XXX	XXX	XXX	XXX	XXX					
2. 2019.....	XXX	XXX	XXX	XXX	XXX	XXX	XXX	XXX				XXX
3. 2020.....	XXX	XXX	XXX	XXX	XXX	XXX	XXX	XXX	XXX		XXX	XXX
4. Totals												

SCHEDULE P - PART 2K - FIDELITY/SURETY

1. Prior.....	XXX	XXX	XXX	XXX	XXX	XXX	XXX					
2. 2019.....	XXX	XXX	XXX	XXX	XXX	XXX	XXX	XXX				XXX
3. 2020.....	XXX	XXX	XXX	XXX	XXX	XXX	XXX	XXX	XXX		XXX	XXX
4. Totals												

SCHEDULE P - PART 2L - OTHER (INCLUDING CREDIT, ACCIDENT AND HEALTH)

1. Prior.....	XXX	XXX	XXX	XXX	XXX	XXX	XXX	2,356	966	248	(718)	(2,108)
2. 2019.....	XXX	XXX	XXX	XXX	XXX	XXX	XXX	XXX	1,450	743	(707)	XXX
3. 2020.....	XXX	XXX	XXX	XXX	XXX	XXX	XXX	XXX	XXX	1,485	XXX	XXX
4. Totals											(1,425)	(2,108)

SCHEDULE P - PART 2M - INTERNATIONAL

1. Prior.....												
2. 2011.....												
3. 2012.....	XXX											
4. 2013.....	XXX	XXX										
5. 2014.....	XXX	XXX	XXX									
6. 2015.....	XXX	XXX	XXX	XXX								
7. 2016.....	XXX	XXX	XXX	XXX	XXX							
8. 2017.....	XXX	XXX	XXX	XXX	XXX	XXX						
9. 2018.....	XXX	XXX	XXX	XXX	XXX	XXX	XXX					
10. 2019.....	XXX	XXX	XXX	XXX	XXX	XXX	XXX	XXX				XXX
11. 2020.....	XXX	XXX	XXX	XXX	XXX	XXX	XXX	XXX	XXX		XXX	XXX
12. Totals												

Schedule P - Part 2N - Reinsurance - Nonproportional Assumed Property

N O N E

Schedule P - Part 2O - Reinsurance - Nonproportional Assumed Liability

N O N E

Schedule P - Part 2P - Reinsurance - Nonproportional Assumed Financial Lines

N O N E

Schedule P - Part 2R - Section 1 - Products Liability - Occurrence

N O N E

Schedule P - Part 2R - Section 2 - Products Liability - Claims-Made

N O N E

Schedule P - Part 2S - Financial Guaranty/Mortgage Guaranty

N O N E

Schedule P - Part 2T - Warranty

N O N E

Schedule P - Part 3A - Homeowners/Farmowners

N O N E

Schedule P - Part 3B - Private Passenger Auto Liability/Medical

N O N E

Schedule P - Part 3C - Commercial Auto/Truck Liability/Medical

N O N E

Schedule P - Part 3D - Workers' Compensation (Excluding Excess Workers' Compensation)

N O N E

Schedule P - Part 3E - Commercial Multiple Peril

N O N E

Schedule P - Part 3F - Section 1 - Medical Professional Liability - Occurrence

N O N E

Schedule P - Part 3F - Section 2 - Medical Professional Liability - Claims-Made

N O N E

Schedule P - Part 3G - Special Liability

N O N E

Schedule P - Part 3H - Section 1 - Other Liability - Occurrence

N O N E

Schedule P - Part 3H - Section 2 - Other Liability - Claims-Made

N O N E

Schedule P - Part 3I - Special Property

N O N E

Schedule P - Part 3J - Auto Physical Damage

N O N E

Schedule P - Part 3K - Fidelity/Surety

N O N E

Schedule P - Part 3L - Other (Including Credit, Accident and Health)

N O N E

Schedule P - Part 3M - International

N O N E

Schedule P - Part 3N - Reinsurance - Nonproportional Assumed Property

N O N E

Schedule P - Part 3O - Reinsurance - Nonproportional Assumed Liability

N O N E

Schedule P - Part 3P - Reinsurance - Nonproportional Assumed Financial Lines

N O N E

Schedule P - Part 3R - Section 1 - Product Liability - Occurrence

N O N E

Schedule P - Part 3R - Section 2 - Product Liability - Claims-Made

N O N E

Schedule P - Part 3S - Financial Guaranty/Mortgage Guaranty

N O N E

Schedule P - Part 3T - Warranty

N O N E

Schedule P - Part 4A - Homeowners/Farmowners

N O N E

Schedule P - Part 4B - Private Passenger Auto Liability/Medical

N O N E

Schedule P - Part 4C - Commercial Auto/Truck Liability/Medical

N O N E

Schedule P - Part 4D - Workers' Compensation (Excluding Excess Workers' Compensation)

N O N E

Schedule P - Part 4E - Commercial Multiple Peril

N O N E

Schedule P - Part 4F - Section 1 - Medical Professional Liability - Occurrence

N O N E

Schedule P - Part 4F - Section 2 - Medical Professional Liability - Claims-Made

N O N E

Schedule P - Part 4G - Special Liability

N O N E

Schedule P - Part 4H - Section 1 - Other Liability - Occurrence

N O N E

Schedule P - Part 4H - Section 2 - Other Liability - Claims-Made

N O N E

ANNUAL STATEMENT FOR THE YEAR 2020 OF THE 10003:Excess Share Insurance Corporation

SCHEDULE P - PART 4I - SPECIAL PROPERTY (FIRE, ALLIED LINES, INLAND MARINE, EARTHQUAKE, BURGLARY, AND THEFT)

Years in Which Losses Were Incurred	BULK AND IBNR RESERVES ON NET LOSSES AND DEFENSE AND COST CONTAINMENT EXPENSES REPORTED AT YEAR END (\$000 OMITTED)									
	1	2	3	4	5	6	7	8	9	10
	2011	2012	2013	2014	2015	2016	2017	2018	2019	2020
1. Prior	XXX	XXX	XXX	XXX	XXX	XXX	XXX			
2. 2019	XXX	XXX	XXX	XXX	XXX	XXX	XXX	XXX		
3. 2020	XXX	XXX	XXX	XXX	XXX	XXX	XXX	XXX	XXX	

SCHEDULE P - PART 4J - AUTO PHYSICAL DAMAGE

1. Prior	XXX	XXX	XXX	XXX	XXX	XXX	XXX			
2. 2019	XXX	XXX	XXX	XXX	XXX	XXX	XXX	XXX		
3. 2020	XXX	XXX	XXX	XXX	XXX	XXX	XXX	XXX	XXX	

SCHEDULE P - PART 4K - FIDELITY/SURETY

1. Prior	XXX	XXX	XXX	XXX	XXX	XXX	XXX			
2. 2019	XXX	XXX	XXX	XXX	XXX	XXX	XXX	XXX		
3. 2020	XXX	XXX	XXX	XXX	XXX	XXX	XXX	XXX	XXX	

SCHEDULE P - PART 4L - OTHER (INCLUDING CREDIT, ACCIDENT AND HEALTH)

1. Prior	XXX	XXX	XXX	XXX	XXX	XXX	XXX	2,356	966	248
2. 2019	XXX	XXX	XXX	XXX	XXX	XXX	XXX	XXX	1,450	743
3. 2020	XXX	XXX	XXX	XXX	XXX	XXX	XXX	XXX	XXX	1,485

SCHEDULE P - PART 4M - INTERNATIONAL

1. Prior										
2. 2011										
3. 2012	XXX									
4. 2013	XXX	XXX								
5. 2014	XXX	XXX	XXX							
6. 2015	XXX	XXX	XXX	XXX						
7. 2016	XXX	XXX	XXX	XXX	XXX					
8. 2017	XXX	XXX	XXX	XXX	XXX	XXX				
9. 2018	XXX	XXX	XXX	XXX	XXX	XXX	XXX			
10. 2019	XXX	XXX	XXX	XXX	XXX	XXX	XXX	XXX		
11. 2020	XXX	XXX	XXX	XXX	XXX	XXX	XXX	XXX	XXX	

Schedule P - Part 4N - Reinsurance - Nonproportional Assumed Property

N O N E

Schedule P - Part 4O - Reinsurance - Nonproportional Assumed Liability

N O N E

Schedule P - Part 4P - Reinsurance - Nonproportional Assumed Financial Lines

N O N E

Schedule P - Part 4R - Section 1 - Products Liability - Occurrence

N O N E

Schedule P - Part 4R - Section 2 - Products Liability - Claims-Made

N O N E

Schedule P - Part 4S - Financial Guaranty/Mortgage Guaranty

N O N E

Schedule P - Part 4T - Warranty

N O N E

Schedule P - Part 5A - Homeowners/Farmowners - Section 1

N O N E

Schedule P - Part 5A - Homeowners/Farmowners - Section 2

N O N E

Schedule P - Part 5A - Homeowners/Farmowners - Section 3

N O N E

Schedule P - Part 5B - Private Passenger Auto Liability/Medical - Section 1

N O N E

Schedule P - Part 5B - Private Passenger Auto Liability/Medical - Section 2

N O N E

Schedule P - Part 5B - Private Passenger Auto Liability/Medical - Section 3

N O N E

Schedule P - Part 5C - Commercial Auto/Truck Liability/Medical - Section 1

N O N E

Schedule P - Part 5C - Commercial Auto/Truck Liability/Medical - Section 2

N O N E

Schedule P - Part 5C - Commercial Auto/Truck Liability/Medical - Section 3

N O N E

Schedule P-Part 5D-Workers' Compensation (Excluding Excess Workers' Compensation)-Section 1

N O N E

Schedule P-Part 5D-Workers' Compensation (Excluding Excess Workers' Compensation)-Section 2

N O N E

Schedule P-Part 5D-Workers' Compensation (Excluding Excess Workers' Compensation)-Section 3

N O N E

Schedule P - Part 5E - Commercial Multiple Peril - Section 1

N O N E

Schedule P - Part 5E - Commercial Multiple Peril - Section 2

N O N E

Schedule P - Part 5E - Commercial Multiple Peril - Section 3

N O N E

Schedule P - Part 5F - Medical Professional Liability - Occurrence - Section 1A

N O N E

Schedule P - Part 5F - Medical Professional Liability - Occurrence - Section 2A

N O N E

Schedule P - Part 5F - Medical Professional Liability - Occurrence - Section 3A

N O N E

Schedule P - Part 5F - Medical Professional Liability - Claims-Made - Section 1B

N O N E

Schedule P - Part 5F - Medical Professional Liability - Claims-Made - Section 2B

N O N E

Schedule P - Part 5F - Medical Professional Liability - Claims-Made - Section 3B

N O N E

Schedule P - Part 5H - Other Liability - Occurrence - Section 1A
N O N E

Schedule P - Part 5H - Other Liability - Occurrence - Section 2A
N O N E

Schedule P - Part 5H - Other Liability - Occurrence - Section 3A
N O N E

Schedule P - Part 5H - Other Liability - Claims-Made - Section 1B
N O N E

Schedule P - Part 5H - Other Liability - Claims-Made - Section 2B
N O N E

Schedule P - Part 5H - Other Liability - Claims-Made - Section 3B
N O N E

Schedule P - Part 5R - Products Liability - Occurrence - Section 1A
N O N E

Schedule P - Part 5R - Products Liability - Occurrence - Section 2A
N O N E

Schedule P - Part 5R - Products Liability - Occurrence - Section 3A
N O N E

Schedule P - Part 5R - Products Liability - Claims-Made - Section 1B
N O N E

Schedule P - Part 5R - Products Liability - Claims-Made - Section 2B
N O N E

Schedule P - Part 5R - Products Liability - Claims-Made - Section 3B
N O N E

Schedule P - Part 5T - Warranty - Section 1
N O N E

Schedule P - Part 5T - Warranty - Section 2
N O N E

Schedule P - Part 5T - Warranty - Section 3

N O N E

Schedule P - Part 6C - Commercial Auto/Truck Liability/Medical - Section 1

N O N E

Schedule P - Part 6C - Commercial Auto/Truck Liability/Medical - Section 2

N O N E

Schedule P-Part 6D-Workers' Compensation (Excluding Excess Workers' Compensation)-Section 1

N O N E

Schedule P-Part 6D-Workers' Compensation (Excluding Excess Workers' Compensation)-Section 2

N O N E

Schedule P - Part 6E - Commercial Multiple Peril - Section 1

N O N E

Schedule P - Part 6E - Commercial Multiple Peril - Section 2

N O N E

Schedule P - Part 6H - Other Liability - Occurrence - Section 1A

N O N E

Schedule P - Part 6H - Other Liability - Occurrence - Section 2A

N O N E

Schedule P - Part 6H - Other Liability - Claims-Made - Section 1B

N O N E

Schedule P - Part 6H - Other Liability - Claims-Made - Section 2B

N O N E

Schedule P - Part 6M - International - Section 1

N O N E

Schedule P - Part 6M - International - Section 2

N O N E

Schedule P - Part 6N- Reinsurance A - Nonproportional Assumed Property - Section 1

N O N E

Schedule P - Part 6N- Reinsurance A - Nonproportional Assumed Property - Section 2
N O N E

Schedule P - Part 6O - Reinsurance B - Nonproportional Liability - Section 1
N O N E

Schedule P - Part 6O - Reinsurance B - Nonproportional Assumed Liability - Section 2
N O N E

Schedule P - Part 6R - Products Liability - Occurrence - Section 1A
N O N E

Schedule P - Part 6R - Products Liability - Occurrence - Section 2A
N O N E

Schedule P - Part 6R - Products Liability - Claims-Made - Section 1B
N O N E

Schedule P - Part 6R - Products Liability - Claims-Made - Section 2B
N O N E

Schedule P - Part 7A - Section 1 - Primary Loss Sensitive Contracts
N O N E

Schedule P - Part 7A - Section 2 - Primary Loss Sensitive Contracts
N O N E

Schedule P - Part 7A - Section 3 - Primary Loss Sensitive Contracts
N O N E

Schedule P - Part 7A - Section 4 - Primary Loss Sensitive Contracts
N O N E

Schedule P - Part 7A - Section 5 - Primary Loss Sensitive Contracts
N O N E

Schedule P - Part 7B - Section 1 - Reinsurance Loss Sensitive Contracts
N O N E

Schedule P - Part 7B - Section 2 - Reinsurance Loss Sensitive Contracts
N O N E

Schedule P - Part 7B - Section 3 - Reinsurance Loss Sensitive Contracts
N O N E

Schedule P - Part 7B - Section 4 - Reinsurance Loss Sensitive Contracts
N O N E

Schedule P - Part 7B - Section 5 - Reinsurance Loss Sensitive Contracts
N O N E

Schedule P - Part 7B - Section 6 - Reinsurance Loss Sensitive Contracts
N O N E

Schedule P - Part 7B - Section 7 - Reinsurance Loss Sensitive Contracts
N O N E

ANNUAL STATEMENT FOR THE YEAR 2020 OF THE 10003:Excess Share Insurance Corporation

SCHEDULE P INTERROGATORIES

1. The following questions relate to yet-to-be-issued Extended Reporting Endorsements (EREs) arising from Death, Disability, or Retirement (DDR) provisions in Medical Professional Liability Claims Made insurance policies. EREs provided for reasons other than DDR are not to be included.
- 1.1 Does the company issue Medical Professional Liability Claims Made insurance policies that provide tail (also known as an extended reporting endorsement, or “ERE”) benefits in the event of Death, Disability, or Retirement (DDR) at a reduced charge or at no additional cost? Yes [] No [X]
If the answer to question 1.1 is “no”, leave the following questions blank. If the answer to question 1.1 is “yes”, please answer the following questions:
- 1.2 What is the total amount of the reserve for that provision (DDR Reserve), as reported, explicitly or not, elsewhere in this statement (in dollars)?\$
- 1.3 Does the company report any DDR reserve as Unearned Premium Reserve per SSAP #65? Yes [] No [X]
- 1.4 Does the company report any DDR reserve as loss or loss adjustment expense reserve? Yes [] No [X]
- 1.5 If the company reports DDR reserve as Unearned Premium Reserve, does that amount match the figure on the Underwriting and Investment Exhibit, Part 1A - Recapitulation of all Premiums (Page 7) Column 2, Lines 11.1 plus 11.2? Yes [] No [] N/A [X]
- 1.6 If the company reports DDR reserve as loss or loss adjustment expense reserve, please complete the following table corresponding to where these reserves are reported in Schedule P:

Years in Which Premiums Were Earned and Losses Were Incurred		DDR Reserve Included in Schedule P, Part 1F, Medical Professional Liability Column 24: Total Net Losses and Expenses Unpaid	
		1 Section 1: Occurrence	2 Section 2: Claims-Made
1.601	Prior		
1.602	2011		
1.603	2012		
1.604	2013		
1.605	2014		
1.606	2015		
1.607	2016		
1.608	2017		
1.609	2018		
1.610	2019		
1.611	2020		
1.612	Totals		

2. The definition of allocated loss adjustment expenses (ALAE) and, therefore, unallocated loss adjustment expenses (ULAE) was changed effective January 1, 1998. This change in definition applies to both paid and unpaid expenses. Are these expenses (now reported as “Defense and Cost Containment” and “Adjusting and Other”) reported in compliance with these definitions in this statement? Yes [X] No []
3. The Adjusting and Other expense payments and reserves should be allocated to the years in which the losses were incurred based on the number of claims reported, closed and outstanding in those years. When allocating Adjusting and Other expense between companies in a group or a pool, the Adjusting and Other expense should be allocated in the same percentage used for the loss amounts and the claim counts. For reinsurers, Adjusting and Other expense assumed should be reported according to the reinsurance contract. For Adjusting and Other expense incurred by reinsurers, or in those situations where suitable claim count information is not available, Adjusting and Other expense should be allocated by a reasonable method determined by the company and described in Interrogatory 7, below. Are they so reported in this Statement? Yes [] No [X]
4. Do any lines in Schedule P include reserves that are reported gross of any discount to present value of future payments, and that are reported net of such discounts on Page 10? Yes [] No [X]

If yes, proper disclosure must be made in the Notes to Financial Statements, as specified in the Instructions. Also, the discounts must be reported in Schedule P - Part 1, Columns 32 and 33. Schedule P must be completed gross of non-tabular discounting. Work papers relating to discount calculations must be available for examination upon request.
Discounting is allowed only if expressly permitted by the state insurance department to which this Annual Statement is being filed.
5. What were the net premiums in force at the end of the year for:
(in thousands of dollars)

5.1 Fidelity
5.2 Surety
6. Claim count information is reported per claim or per claimant (Indicate which).
If not the same in all years, explain in Interrogatory 7.
- 7.1 The information provided in Schedule P will be used by many persons to estimate the adequacy of the current loss and expense reserves, among other things. Are there any especially significant events, coverage, retention or accounting changes that have occurred that must be considered when making such analyses? Yes [] No [X]
- 7.2 (An extended statement may be attached.)
.....

SCHEDULE T - PART 2
INTERSTATE COMPACT - EXHIBIT OF PREMIUMS WRITTEN

Allocated by States and Territories

		Direct Business Only				
		1	2	3	4	6
States, Etc.		Life (Group and Individual)	Annuities (Group and Individual)	Disability Income (Group and Individual)	Long-Term Care (Group and Individual)	Deposit-Type Contracts
						Totals
1.	Alabama	AL				
2.	Alaska	AK				
3.	Arizona	AZ				
4.	Arkansas	AR				
5.	California	CA				
6.	Colorado	CO				
7.	Connecticut	CT				
8.	Delaware	DE				
9.	District of Columbia	DC				
10.	Florida	FL				
11.	Georgia	GA				
12.	Hawaii	HI				
13.	Idaho	ID				
14.	Illinois	IL				
15.	Indiana	IN				
16.	Iowa	IA				
17.	Kansas	KS				
18.	Kentucky	KY				
19.	Louisiana	LA				
20.	Maine	ME				
21.	Maryland	MD				
22.	Massachusetts	MA				
23.	Michigan	MI				
24.	Minnesota	MN				
25.	Mississippi	MS				
26.	Missouri	MO				
27.	Montana	MT				
28.	Nebraska	NE				
29.	Nevada	NV				
30.	New Hampshire	NH				
31.	New Jersey	NJ				
32.	New Mexico	NM				
33.	New York	NY				
34.	North Carolina	NC				
35.	North Dakota	ND				
36.	Ohio	OH				
37.	Oklahoma	OK				
38.	Oregon	OR				
39.	Pennsylvania	PA				
40.	Rhode Island	RI				
41.	South Carolina	SC				
42.	South Dakota	SD				
43.	Tennessee	TN				
44.	Texas	TX				
45.	Utah	UT				
46.	Vermont	VT				
47.	Virginia	VA				
48.	Washington	WA				
49.	West Virginia	WV				
50.	Wisconsin	WI				
51.	Wyoming	WY				
52.	American Samoa	AS				
53.	Guam	GU				
54.	Puerto Rico	PR				
55.	U.S. Virgin Islands	VI				
56.	Northern Mariana Islands	MP				
57.	Canada	CAN				
58.	Aggregate Other Alien	OT				
59.	Total					

NONE

SCHEDULE Y

PART 1A - DETAIL OF INSURANCE HOLDING COMPANY SYSTEM

Asterisk	Explanation

PART 2 - SUMMARY OF INSURER'S TRANSACTIONS WITH ANY AFFILIATES

[illegible]

ANNUAL STATEMENT FOR THE YEAR 2020 OF THE 10003:Excess Share Insurance Corporation

SUPPLEMENTAL EXHIBITS AND SCHEDULES INTERROGATORIES

The following supplemental reports are required to be filed as part of your statement filing unless specifically waived by the domiciliary state. However, in the event that your domiciliary state waives the filing requirement, your response of **WAIVED** to the specific interrogatory will be accepted in lieu of filing a “NONE” report and a bar code will be printed below. If the supplement is required of your company but is not being filed for whatever reason enter **SEE EXPLANATION** and provide an explanation following the interrogatory questions.

		Responses
MARCH FILING		
1.	Will an actuarial opinion be filed by March 1?	YES
2.	Will the Supplemental Compensation Exhibit be filed with the state of domicile by March 1?	SEE EXPLANATION
3.	Will the confidential Risk-based Capital Report be filed with the NAIC by March 1?.....	YES
4.	Will the confidential Risk-based Capital Report be filed with the state of domicile, if required by March 1?	YES
APRIL FILING		
5.	Will the Insurance Expense Exhibit be filed with the state of domicile and the NAIC by April 1?	YES
6.	Will Management's Discussion and Analysis be filed by April 1?	YES
7.	Will the Supplemental Investment Risk Interrogatories be filed by April 1?	YES
MAY FILING		
8.	Will this company be included in a combined annual statement which is filed with the NAIC by May 1?	YES
JUNE FILING		
9.	Will an audited financial report be filed by June 1?	YES
10.	Will Accountant's Letter of Qualifications be filed with the state of domicile and electronically with the NAIC by June 1?	YES
AUGUST FILING		
11.	Will the regulator-only (non-public) Communication of Internal Control Related Matters Noted in Audit be filed with the state of domicile and electronically with the NAIC (as a regulator-only non-public document) by August 1?	YES

The following supplemental reports are required to be filed as part of your annual statement filing **if your company is engaged in the type of business covered by the supplement. However, in the event that your company does not transact the type of business for which the special report must be filed, your response of NO to the specific interrogatory will be accepted in lieu of filing a “NONE” report and a bar code will be printed below.** If the supplement is required of your company but is not being filed for whatever reason enter **SEE EXPLANATION** and provide an explanation following the interrogatory questions.





















MARCH FILING		
12.	Will Schedule SIS (Stockholder Information Supplement) be filed with the state of domicile by March 1?	NO
13.	Will the Financial Guaranty Insurance Exhibit be filed by March 1?.....	NO
14.	Will the Medicare Supplement Insurance Experience Exhibit be filed with the state of domicile and the NAIC by March 1?.....	NO
15.	Will Supplement A to Schedule T (Medical Professional Liability Supplement) be filed by March 1?	NO
16.	Will the Trusteed Surplus Statement be filed with the state of domicile and the NAIC by March 1?	NO
17.	Will the Premiums Attributed to Protected Cells Exhibit be filed by March 1?	NO
18.	Will the Reinsurance Summary Supplemental Filing for General Interrogatory 9 be filed with the state of domicile and the NAIC by March 1?	NO
19.	Will the Medicare Part D Coverage Supplement be filed with the state of domicile and the NAIC by March 1?.....	NO
20.	Will the confidential Actuarial Opinion Summary be filed with the state of domicile, if required, by March 15 (or the date otherwise specified)?.....	YES
21.	Will the Reinsurance Attestation Supplement be filed with the state of domicile and the NAIC by March 1?	YES
22.	Will the Exceptions to the Reinsurance Attestation Supplement be filed with the state of domicile by March 1?	NO
23.	Will the Bail Bond Supplement be filed with the state of domicile and the NAIC by March 1?	NO
24.	Will the Director and Officer Insurance Coverage Supplement be filed with the state of domicile and the NAIC by March 1?	NO
25.	Will an approval from the reporting entity's state of domicile for relief related to the five-year rotation requirement for lead audit partner be filed electronically with the NAIC by March 1?	NO
26.	Will an approval from the reporting entity's state of domicile for relief related to the one-year cooling off period for independent CPA be filed electronically with the NAIC by March 1?	NO
27.	Will an approval from the reporting entity's state of domicile for relief related to the Requirements for Audit Committees be filed electronically with the NAIC by March 1?.....	NO
28.	Will the Supplemental Schedule for Reinsurance Counterparty Reporting Exception - Asbestos and Pollution Contracts be filed with the state of domicile and the NAIC by March 1?.....	NO
APRIL FILING		
29.	Will the Credit Insurance Experience Exhibit be filed with the state of domicile and the NAIC by April 1?	NO
30.	Will the Long-term Care Experience Reporting Forms be filed with the state of domicile and the NAIC by April 1?	NO
31.	Will the Accident and Health Policy Experience Exhibit be filed by April 1?	NO
32.	Will the Supplemental Health Care Exhibit (Parts 1, 2 and 3) be filed with the state of domicile and the NAIC by April 1?	NO
33.	Will the regulator only (non-public) Supplemental Health Care Exhibit's Expense Allocation Report be filed with the state of domicile and the NAIC by April 1?	NO
34.	Will the Cybersecurity and Identity Theft Insurance Coverage Supplement be filed with the state of domicile and the NAIC by April 1?	NO
35.	Will the Life, Health & Annuity Guaranty Association Model Act Assessment Base Reconciliation Exhibit be filed with the state of domicile and the NAIC by April 1?	NO
36.	Will the Adjustments to the Life, Health & Annuity Guaranty Association Model Act Assessment Base Reconciliation Exhibit (if required) be filed with the state of domicile and the NAIC by April 1?	NO
37.	Will the Private Flood Insurance Supplement be filed with the state of domicile and the NAIC by April 1?	NO
AUGUST FILING		
38.	Will Management's Report of Internal Control Over Financial Reporting be filed with the state of domicile by August 1?	NO
Explanations:		
2.	No direct employees, all compensation paid through parent company (American Mutual Share Insurance, NAIC # 12700), and reimbursed through Management Fee Agreement.	
12.		
13.		
14.		
15.		
16.		
17.		
18.		
19.		
22.		
23.		
24.		
25.		
26.		
27.		
28.		
29.		
30.		
31.		
32.		
33.		
34.		
35.		
36.		
37.		
38.		

Bar Codes:

12.	SIS Stockholder Information Supplement [Document Identifier 420]	
13.	Financial Guaranty Insurance Exhibit [Document Identifier 240]	
14.	Medicare Supplement Insurance Experience Exhibit [Document Identifier 360]	
15.	Supplement A to Schedule T [Document Identifier 455]	
16.	Trusteed Surplus Statement [Document Identifier 490]	

ANNUAL STATEMENT FOR THE YEAR 2020 OF THE 10003:Excess Share Insurance Corporation

SUPPLEMENTAL EXHIBITS AND SCHEDULES INTERROGATORIES

17.	Premiums Attributed to Protected Cells Exhibit [Document Identifier 385]	 1 0 0 0 0 3 2 0 2 0 3 8 5 0 0 0 0 0
18.	Reinsurance Summary Supplemental Filing [Document Identifier 401]	 1 0 0 0 0 3 2 0 2 0 4 0 1 0 0 0 0 0
19.	Medicare Part D Coverage Supplement [Document Identifier 365]	 1 0 0 0 0 3 2 0 2 0 3 6 5 0 0 0 0 0
22.	Exceptions to the Reinsurance Attestation Supplement [Document Identifier 400]	 1 0 0 0 0 3 2 0 2 0 4 0 0 0 0 0 0 0
23.	Bail Bond Supplement [Document Identifier 500]	 1 0 0 0 0 3 2 0 2 0 5 0 0 0 0 0 0 0
24.	Director and Officer Insurance Coverage Supplement [Document Identifier 505]	 1 0 0 0 0 3 2 0 2 0 5 0 5 0 0 0 0 0
25.	Relief from the five-year rotation requirement for lead audit partner [Document Identifier 224]	 1 0 0 0 0 3 2 0 2 0 2 2 4 0 0 0 0 0
26.	Relief from the one-year cooling off period for independent CPA [Document Identifier 225]	 1 0 0 0 0 3 2 0 2 0 2 2 5 0 0 0 0 0
27.	Relief from the Requirements for Audit Committees [Document Identifier 226]	 1 0 0 0 0 3 2 0 2 0 2 2 6 0 0 0 0 0
28.	Reinsurance Counterparty Reporting Exception – Asbestos and Pollution Contracts [Document Identifier 555]	 1 0 0 0 0 3 2 0 2 0 5 5 5 0 0 0 0 0
29.	Credit Insurance Experience Exhibit [Document Identifier 230]	 1 0 0 0 0 3 2 0 2 0 2 3 0 0 0 0 0 0
30.	Long-Term Care Experience Reporting Forms [Document Identifier 306]	 1 0 0 0 0 3 2 0 2 0 3 0 6 0 0 0 0 0
31.	Accident and Health Policy Experience Exhibit [Document Identifier 210]	 1 0 0 0 0 3 2 0 2 0 2 1 0 0 0 0 0 0
32.	Supplemental Health Care Exhibit (Parts 1, 2 and 3) [Document Identifier 216]	 1 0 0 0 0 3 2 0 2 0 2 1 6 0 0 0 0 0
33.	Supplemental Health Care Exhibit's Expense Allocation Report [Document Identifier 217]	 1 0 0 0 0 3 2 0 2 0 2 1 7 0 0 0 0 0
34.	Cybersecurity and Identity Theft Insurance Coverage Supplement [Document Identifier 550]	 1 0 0 0 0 3 2 0 2 0 5 5 0 0 0 0 0 0
35.	Life, Health & Annuity Guaranty Association Model Act Assessment Base Reconciliation Exhibit [Document Identifier 290]	 1 0 0 0 0 3 2 0 2 0 2 9 0 0 0 0 0 0
36.	Adjustments to the Life, Health & Annuity Guaranty Association Model Act Assessment Base Reconciliation Exhibit [Document Identifier 300]	 1 0 0 0 0 3 2 0 2 0 3 0 0 0 0 0 0 0
37.	Private Flood Insurance Supplement [Document Identifier 560]	 1 0 0 0 0 3 2 0 2 0 5 6 0 0 0 0 0 0
38.	Management's Report of Internal Control Over Financial Reporting [Document Identifier 223]	 1 0 0 0 0 3 2 0 2 0 2 2 3 0 0 0 0 0

OVERFLOW PAGE FOR WRITE-INS