



# ANNUAL STATEMENT

**For the Year Ended December 31, 2020**

of the Condition and Affairs of the

# GREAT AMERICAN PROTECTION INSURANCE COMPANY

NAIC Group Code..... 0084, 0084  
(Current Period) (Prior Period)

NAIC Company Code..... 38580

Employer's ID Number..... 31-1288778

Organized under the Laws of OH

State of Domicile or Port of Entry OH

Country of Domicile US

Incorporated/Organized..... January 8, 1990

Commenced Business..... September 29, 1990

Statutory Home Office 301 E Fourth Street .. Cincinnati .. OH .. US .. 45202  
(Street and Number) (City or Town, State, Country and Zip Code)

Main Administrative Office 301 E Fourth Street .. Cincinnati .. OH .. US .. 45202  
(Street and Number) (City or Town, State, Country and Zip Code)

513-369-5000  
(Area Code) (Telephone Number)

Mail Address 301 E Fourth Street .. Cincinnati .. OH .. US .. 45202  
(Street and Number or P. O. Box) (City or Town, State, Country and Zip Code)

Primary Location of Books and Records	301 E Fourth Street .. Cincinnati .. OH .. US .. 45202 (Street and Number) (City or Town, State, Country and Zip Code)
---------------------------------------	---

513-369-5000  
(Area Code) (Telephone Number)

Internet Web Site Address [www.greatamericaninsurancegroup.com](http://www.greatamericaninsurancegroup.com)

Statutory Statement Contact	Robert James Schwartz (Name)
-----------------------------	---------------------------------

513-369-5092  
(Area Code) (Telephone Number) (Extension)

BSchwartz@gaig.com  
(E-Mail Address)

513-369-5830  
(Fax Number)

## OFFICERS

Name	Title
1. Gary John Gruber	President
3. Robert James Schwartz	Vice President & Controller

Name	Title
2. Matthew David Felvus #	Secretary
4. Lisa Ann Hays	Vice President & Actuary

## OTHER

Ronald James Brichler	Executive Vice President
Michael Eugene Sullivan Jr.	Executive Vice President
Sue Ann Erhart	Senior Vice President & General Counsel

Anthony Joseph Mercurio  
David Lawrence Thompson Jr.  
Aaron Beasy Latto

Executive Vice President  
Executive Vice President  
Senior Vice President

James Louis Muething	Senior Vice President
Bruce Robert Smith Jr.	Senior Vice President
Annette Denise Gardner	Vice President & Assistant Treasurer
Magdalena Franziska Kulik Grossman #	Chief Compliance Officer

Carol Prevatt Sipe #  
David John Witzgall  
John William Tholen  
Stephen Charles Beraha

Senior Vice President  
Senior Vice President, CFO & Treasurer  
Vice President  
Assistant Vice President & Assistant  
Secretary  
Assistant Treasurer

Howard Kim Baird Assistant Treasurer

Robert Jude Zbacnik

## DIRECTORS OR TRUSTEES


Ronald James Brichler  
David Lawrence Thompson Jr.

Michelle Ann Gillis  
David John Witzgall


Michael Eugene Sullivan Jr.

State of..... Ohio  
County of..... Hamilton


The officers of this reporting entity being duly sworn, each depose and say that they are the described officers of said reporting entity, and that on the reporting period stated above, all of the herein described assets were the absolute property of the said reporting entity, free and clear from any liens or claims thereon, except as herein stated, and that this statement, together with related exhibits, schedules and explanations therein contained, annexed or referred to, is a full and true statement of all the assets and liabilities and of the condition and affairs of the said reporting entity as of the reporting period stated above, and of its income and deductions therefrom for the period ended, and have been completed in accordance with the NAIC *Annual Statement Instructions and Accounting Practices and Procedures* manual except to the extent that: (1) state law may differ; or, (2) that state rules or regulations require differences in reporting not related to accounting practices and procedures, according to the best of their information, knowledge and belief, respectively. Furthermore, the scope of this attestation by the described officers also includes the related corresponding electronic filing with the NAIC, when required, that is an exact copy (except for formatting differences due to electronic filing) of the enclosed statement. The electronic filing may be requested by various regulators in lieu of or in addition to the enclosed statement.


  
(Signature)  
Gary John Gruber  
President  
(Title)

  
(Signature)  
Matthew David Felvus  
Secretary  
(Title)

  
(Signature)  
Robert James Schwartz  
Vice President & Controller  
(Title)

Subscribed and sworn to before me  
This 11th day of February, 2021

  
Notary Public, State of Ohio  
My Commission Expires November 8, 2021



a. Is this an original filing? Yes [X] No [ ]

b. If no

1. State the amendment number \_\_\_\_\_

2. Date filed \_\_\_\_\_

3. Number of pages attached \_\_\_\_\_

ASSETS

	Current Year			Prior Year
	1	2	3	4
	Assets	Nonadmitted Assets	Net Admitted Assets (Cols. 1 - 2)	Net Admitted Assets
1. Bonds (Schedule D).....	16,756,599	0	16,756,599	18,386,407
2. Stocks (Schedule D):				
2.1 Preferred stocks.....	0	0	0	467,500
2.2 Common stocks.....	0	0	0	0
3. Mortgage loans on real estate (Schedule B):				
3.1 First liens.....	0	0	0	0
3.2 Other than first liens.....	0	0	0	0
4. Real estate (Schedule A):				
4.1 Properties occupied by the company (less \$.....0 encumbrances).....	0	0	0	0
4.2 Properties held for the production of income (less \$.....0 encumbrances).....	0	0	0	0
4.3 Properties held for sale (less \$.....0 encumbrances).....	0	0	0	0
5. Cash (\$.....19,043, Schedule E-Part 1), cash equivalents (\$.....3,052,372, Schedule E-Part 2) and short-term investments (\$.....0, Schedule DA).....	3,071,415	0	3,071,415	2,494,825
6. Contract loans (including \$.....0 premium notes).....	0	0	0	0
7. Derivatives (Schedule DB).....	0	0	0	0
8. Other invested assets (Schedule BA).....	0	0	0	0
9. Receivables for securities.....	0	0	0	0
10. Securities lending reinvested collateral assets (Schedule DL).....	0	0	0	0
11. Aggregate write-ins for invested assets.....	0	0	0	0
12. Subtotals, cash and invested assets (Lines 1 to 11).....	19,828,014	0	19,828,014	21,348,732
13. Title plants less \$.....0 charged off (for Title insurers only).....	0	0	0	0
14. Investment income due and accrued.....	116,713	0	116,713	122,766
15. Premiums and considerations:				
15.1 Uncollected premiums and agents' balances in the course of collection.....	0	0	0	0
15.2 Deferred premiums, agents' balances and installments booked but deferred and not yet due (including \$.....0 earned but unbilled premiums).....	0	0	0	0
15.3 Accrued retrospective premiums (\$.....0) and contracts subject to redetermination (\$.....0).....	0	0	0	0
16. Reinsurance:				
16.1 Amounts recoverable from reinsurers.....	0	0	0	0
16.2 Funds held by or deposited with reinsured companies.....	0	0	0	0
16.3 Other amounts receivable under reinsurance contracts.....	0	0	0	0
17. Amounts receivable relating to uninsured plans.....	0	0	0	0
18.1 Current federal and foreign income tax recoverable and interest thereon.....	2,621	0	2,621	2,909
18.2 Net deferred tax asset.....	3,856	0	3,856	40,929
19. Guaranty funds receivable or on deposit.....	0	0	0	0
20. Electronic data processing equipment and software.....	0	0	0	0
21. Furniture and equipment, including health care delivery assets (\$.....0).....	0	0	0	0
22. Net adjustment in assets and liabilities due to foreign exchange rates.....	0	0	0	0
23. Receivables from parent, subsidiaries and affiliates.....	0	0	0	0
24. Health care (\$.....0) and other amounts receivable.....	0	0	0	0
25. Aggregate write-ins for other-than-invested assets.....	0	0	0	0
26. Total assets excluding Separate Accounts, Segregated Accounts and Protected Cell Accounts (Lines 12 to 25).....	19,951,204	0	19,951,204	21,515,335
27. From Separate Accounts, Segregated Accounts and Protected Cell Accounts.....	0	0	0	0
28. TOTAL (Lines 26 and 27).....	19,951,204	0	19,951,204	21,515,335

DETAILS OF WRITE-INS

1101. ....	0	0	0	0
1102. ....	0	0	0	0
1103. ....	0	0	0	0
1198. Summary of remaining write-ins for Line 11 from overflow page.....	0	0	0	0
1199. Totals (Lines 1101 through 1103 plus 1198) (Line 11 above).....	0	0	0	0
2501. Other receivables.....	0	0	0	0
2502. ....	0	0	0	0
2503. ....	0	0	0	0
2598. Summary of remaining write-ins for Line 25 from overflow page.....	0	0	0	0
2599. Totals (Lines 2501 through 2503 plus 2598) (Line 25 above).....	0	0	0	0

GREAT AMERICAN PROTECTION INSURANCE COMPANY  
LIABILITIES, SURPLUS AND OTHER FUNDS

	1 Current Year	2 Prior Year
1. Losses (Part 2A, Line 35, Column 8).....	0	0
2. Reinsurance payable on paid losses and loss adjustment expenses (Schedule F, Part 1, Column 6).....	0	0
3. Loss adjustment expenses (Part 2A, Line 35, Column 9).....	0	0
4. Commissions payable, contingent commissions and other similar charges.....	0	0
5. Other expenses (excluding taxes, licenses and fees).....	1,114	1,000
6. Taxes, licenses and fees (excluding federal and foreign income taxes).....	0	0
7.1 Current federal and foreign income taxes (including \$.....0 on realized capital gains (losses)).....	0	0
7.2 Net deferred tax liability.....	0	0
8. Borrowed money \$.....0 and interest thereon \$.....0.....	0	0
9. Unearned premiums (Part 1A, Line 38, Column 5) (after deducting unearned premiums for ceded reinsurance of \$.....0 and including warranty reserves of \$.....0 and accrued accident and health experience rating refunds including \$.....0 for medical loss ratio rebate per the Public Health Service Act).....	0	0
10. Advance premium.....	0	0
11. Dividends declared and unpaid:		
11.1 Stockholders.....	0	0
11.2 Policyholders.....	0	0
12. Ceded reinsurance premiums payable (net of ceding commissions).....	0	0
13. Funds held by company under reinsurance treaties (Schedule F, Part 3, Column 20).....	0	0
14. Amounts withheld or retained by company for account of others.....	0	0
15. Remittances and items not allocated.....	0	0
16. Provision for reinsurance (including \$.....0 certified) (Schedule F, Part 3, Column 78).....	0	0
17. Net adjustments in assets and liabilities due to foreign exchange rates.....	0	0
18. Drafts outstanding.....	0	0
19. Payable to parent, subsidiaries and affiliates.....	0	0
20. Derivatives.....	0	0
21. Payable for securities.....	0	0
22. Payable for securities lending.....	0	0
23. Liability for amounts held under uninsured plans.....	0	0
24. Capital notes \$.....0 and interest thereon \$.....0.....	0	0
25. Aggregate write-ins for liabilities.....	0	0
26. Total liabilities excluding protected cell liabilities (Lines 1 through 25).....	1,114	1,000
27. Protected cell liabilities.....	0	0
28. Total liabilities (Lines 26 and 27).....	1,114	1,000
29. Aggregate write-ins for special surplus funds.....	0	0
30. Common capital stock.....	3,504,000	3,504,000
31. Preferred capital stock.....	0	0
32. Aggregate write-ins for other-than-special surplus funds.....	0	0
33. Surplus notes.....	0	0
34. Gross paid in and contributed surplus.....	10,696,000	10,696,000
35. Unassigned funds (surplus).....	5,750,090	7,314,335
36. Less treasury stock, at cost:		
36.1 .....0.000 shares common (value included in Line 30 \$.....0).....	0	0
36.2 .....0.000 shares preferred (value included in Line 31 \$.....0).....	0	0
37. Surplus as regards policyholders (Lines 29 to 35, less 36) (Page 4, Line 39).....	19,950,090	21,514,335
38. TOTAL (Page 2, Line 28, Col. 3).....	19,951,204	21,515,335

DETAILS OF WRITE-INS		
2501. ....	0	0
2502. ....	0	0
2503. ....	0	0
2598. Summary of remaining write-ins for Line 25 from overflow page.....	0	0
2599. Totals (Lines 2501 through 2503 plus 2598) (Line 25 above).....	0	0
2901. ....	0	0
2902. ....	0	0
2903. ....	0	0
2998. Summary of remaining write-ins for Line 29 from overflow page.....	0	0
2999. Totals (Lines 2901 through 2903 plus 2998) (Line 29 above).....	0	0
3201. ....	0	0
3202. ....	0	0
3203. ....	0	0
3298. Summary of remaining write-ins for Line 32 from overflow page.....	0	0
3299. Totals (Lines 3201 through 3203 plus 3298) (Line 32 above).....	0	0

GREAT AMERICAN PROTECTION INSURANCE COMPANY  
STATEMENT OF INCOME

UNDERWRITING INCOME		1	2
		Current Year	Prior Year
1.	Premiums earned (Part 1, Line 35, Column 4).....	0	0
DEDUCTIONS:			
2.	Losses incurred (Part 2, Line 35, Column 7).....	0	0
3.	Loss adjustment expenses incurred (Part 3, Line 25, Column 1).....	0	0
4.	Other underwriting expenses incurred (Part 3, Line 25, Column 2).....	0	0
5.	Aggregate write-ins for underwriting deductions.....	0	0
6.	Total underwriting deductions (Lines 2 through 5).....	0	0
7.	Net income of protected cells.....	0	0
8.	Net underwriting gain (loss) (Line 1 minus Line 6 plus Line 7).....	0	0
INVESTMENT INCOME			
9.	Net investment income earned (Exhibit of Net Investment Income, Line 17).....	490,506	569,266
10.	Net realized capital gains (losses) less capital gains tax of \$.....(2,680) (Exhibit of Capital Gains (Losses)).....	147,381	0
11.	Net investment gain (loss) (Lines 9 + 10).....	637,887	569,266
OTHER INCOME			
12.	Net gain (loss) from agents' or premium balances charged off (amount recovered \$.....0 amount charged off \$.....0).....	0	0
13.	Finance and service charges not included in premiums.....	0	0
14.	Aggregate write-ins for miscellaneous income.....	0	0
15.	Total other income (Lines 12 through 14).....	0	0
16.	Net income before dividends to policyholders, after capital gains tax and before all other federal and foreign income taxes (Lines 8 + 11 + 15).....	637,887	569,266
17.	Dividends to policyholders.....	0	0
18.	Net income, after dividends to policyholders, after capital gains tax and before all other federal and foreign income taxes (Line 16 minus Line 17).....	637,887	569,266
19.	Federal and foreign income taxes incurred.....	65,059	82,091
20.	Net income (Line 18 minus Line 19) (to Line 22).....	572,828	487,175
CAPITAL AND SURPLUS ACCOUNT			
21.	Surplus as regards policyholders, December 31 prior year (Page 4, Line 39, Column 2).....	21,514,335	21,032,462
22.	Net income (from Line 20).....	572,828	487,175
23.	Net transfers (to) from Protected Cell accounts.....	0	0
24.	Change in net unrealized capital gains or (losses) less capital gains tax of \$.....0.....	0	0
25.	Change in net unrealized foreign exchange capital gain (loss).....	0	0
26.	Change in net deferred income tax.....	(37,073)	(5,302)
27.	Change in nonadmitted assets (Exhibit of Nonadmitted Assets, Line 28, Column 3).....	0	0
28.	Change in provision for reinsurance (Page 3, Line 16, Column 2 minus Column 1).....	0	0
29.	Change in surplus notes.....	0	0
30.	Surplus (contributed to) withdrawn from Protected Cells.....	0	0
31.	Cumulative effect of changes in accounting principles.....	0	0
32.	Capital changes:		
32.1	Paid in.....	0	0
32.2	Transferred from surplus (Stock Dividend).....	0	0
32.3	Transferred to surplus.....	0	0
33.	Surplus adjustments:		
33.1	Paid in.....	0	0
33.2	Transferred to capital (Stock Dividend).....	0	0
33.3.	Transferred from capital.....	0	0
34.	Net remittances from or (to) Home Office.....	0	0
35.	Dividends to stockholders.....	(2,100,000)	0
36.	Change in treasury stock (Page 3, Lines 36.1 and 36.2, Column 2 minus Column 1).....	0	0
37.	Aggregate write-ins for gains and losses in surplus.....	0	0
38.	Change in surplus as regards policyholders for the year (Lines 22 through 37).....	(1,564,245)	481,873
39.	Surplus as regards policyholders, December 31 current year (Line 21 plus Line 38) (Page 3, Line 37).....	19,950,090	21,514,335
DETAILS OF WRITE-INS			
0501.	.....	0	0
0502.	.....	0	0
0503.	.....	0	0
0598.	Summary of remaining write-ins for Line 5 from overflow page.....	0	0
0599.	Totals (Lines 0501 through 0503 plus 0598) (Line 5 above).....	0	0
1401.	Miscellaneous Expense.....	0	0
1402.	.....	0	0
1403.	.....	0	0
1498.	Summary of remaining write-ins for Line 14 from overflow page.....	0	0
1499.	Totals (Lines 1401 through 1403 plus 1498) (Line 14 above).....	0	0
3701.	.....	0	0
3702.	.....	0	0
3703.	.....	0	0
3798.	Summary of remaining write-ins for Line 37 from overflow page.....	0	0
3799.	Totals (Lines 3701 through 3703 plus 3798) (Line 37 above).....	0	0

GREAT AMERICAN PROTECTION INSURANCE COMPANY  
CASH FLOW

	1 Current Year	2 Prior Year
CASH FROM OPERATIONS		
1. Premiums collected net of reinsurance.....	.....0	.....0
2. Net investment income.....	.....598,163	.....660,866
3. Miscellaneous income.....	.....0	.....0
4. Total (Lines 1 through 3).....	.....598,163	.....660,866
5. Benefit and loss related payments.....	.....0	.....0
6. Net transfers to Separate Accounts, Segregated Accounts and Protected Cell Accounts.....	.....0	.....0
7. Commissions, expenses paid and aggregate write-ins for deductions.....	.....0	.....0
8. Dividends paid to policyholders.....	.....0	.....0
9. Federal and foreign income taxes paid (recovered) net of \$ .....0 tax on capital gains (losses).....	.....62,091	.....87,437
10. Total (Lines 5 through 9).....	.....62,091	.....87,437
11. Net cash from operations (Line 4 minus Line 10).....	.....536,072	.....573,429
CASH FROM INVESTMENTS		
12. Proceeds from investments sold, matured or repaid:		
12.1 Bonds.....	.....2,809,122	.....4,435,454
12.2 Stocks.....	.....581,291	.....0
12.3 Mortgage loans.....	.....0	.....0
12.4 Real estate.....	.....0	.....0
12.5 Other invested assets.....	.....0	.....0
12.6 Net gains or (losses) on cash, cash equivalents and short-term investments.....	.....28	.....0
12.7 Miscellaneous proceeds.....	.....0	.....0
12.8 Total investment proceeds (Lines 12.1 to 12.7).....	.....3,390,442	.....4,435,454
13. Cost of investments acquired (long-term only):		
13.1 Bonds.....	.....1,249,924	.....7,290,082
13.2 Stocks.....	.....0	.....0
13.3 Mortgage loans.....	.....0	.....0
13.4 Real estate.....	.....0	.....0
13.5 Other invested assets.....	.....0	.....0
13.6 Miscellaneous applications.....	.....0	.....0
13.7 Total investments acquired (Lines 13.1 to 13.6).....	.....1,249,924	.....7,290,082
14. Net increase (decrease) in contract loans and premium notes.....	.....0	.....0
15. Net cash from investments (Line 12.8 minus Lines 13.7 minus Line 14).....	.....2,140,517	.....(2,854,629)
CASH FROM FINANCING AND MISCELLANEOUS SOURCES		
16. Cash provided (applied):		
16.1 Surplus notes, capital notes.....	.....0	.....0
16.2 Capital and paid in surplus, less treasury stock.....	.....0	.....0
16.3 Borrowed funds.....	.....0	.....0
16.4 Net deposits on deposit-type contracts and other insurance liabilities.....	.....0	.....0
16.5 Dividends to stockholders.....	.....2,100,000	.....0
16.6 Other cash provided (applied).....	.....0	.....0
17. Net cash from financing and miscellaneous sources (Lines 16.1 to 16.4 minus Line 16.5 plus Line 16.6).....	.....(2,100,000)	.....0
RECONCILIATION OF CASH, CASH EQUIVALENTS AND SHORT-TERM INVESTMENTS		
18. Net change in cash, cash equivalents and short-term investments (Line 11, plus Lines 15 and 17).....	.....576,590	.....(2,281,200)
19. Cash, cash equivalents and short-term investments:		
19.1 Beginning of year.....	.....2,494,825	.....4,776,025
19.2 End of year (Line 18 plus Line 19.1).....	.....3,071,415	.....2,494,825
Note: Supplemental disclosures of cash flow information for non-cash transactions:		
20.0001 .....	.....0	.....0

**Underwriting and Investment Ex. - Pt. 1 - Ex. of Premiums Earned**  
**NONE**

**Underwriting and Investment Ex. - Pt. 1A - Recapitulation of All Premiums**  
**NONE**

**Underwriting and Investment Ex. - Pt. 1B - Ex. Premiums Written**  
**NONE**

**Underwriting and Investment Ex. - Pt. 2 - Losses Paid and Incurred**  
**NONE**

UNDERWRITING AND INVESTMENT EXHIBIT

PART 2A - UNPAID LOSSES AND LOSS ADJUSTMENT EXPENSES

	Line of Business	Reported Losses				Incurred But Not Reported			8	9
		1	2	3	4	5	6	7		
		Direct	Reinsurance Assumed	Deduct Reinsurance Recoverable	Net Losses Excluding Incurred but not Reported (Cols. 1 + 2 - 3)	Direct	Reinsurance Assumed	Reinsurance Ceded	Net Losses Unpaid (Cols. 4 + 5 + 6 - 7)	Net Unpaid Loss Adjustment Expenses
10	1. Fire.....	0	0	0	0	0	0	0	0	0
	2. Allied lines.....	0	0	0	0	0	0	0	0	0
	3. Farmowners multiple peril.....	0	0	0	0	0	0	0	0	0
	4. Homeowners multiple peril.....	0	0	0	0	5	0	5	0	0
	5. Commercial multiple peril.....	0	0	0	0	31,629	0	31,629	0	0
	6. Mortgage guaranty.....	0	0	0	0	0	0	0	0	0
	8. Ocean marine.....	0	0	0	0	0	0	0	0	0
	9. Inland marine.....	0	0	0	0	0	0	0	0	0
	10. Financial guaranty.....	0	0	0	0	0	0	0	0	0
	11.1 Medical professional liability - occurrence.....	0	0	0	0	0	0	0	0	0
	11.2 Medical professional liability - claims-made.....	0	0	0	0	0	0	0	0	0
	12. Earthquake.....	0	0	0	0	0	0	0	0	0
	13. Group accident and health.....	0	0	0	0	0	0	0	(a).....	0
	14. Credit accident and health (group and individual).....	0	0	0	0	0	0	0	0	0
	15. Other accident and health.....	0	0	0	0	0	0	0	(a).....	0
	16. Workers' compensation.....	0	0	0	0	0	0	0	0	0
	17.1 Other liability - occurrence.....	25,000	0	25,000	0	42,072	0	42,072	0	0
	17.2 Other liability - claims-made.....	0	0	0	0	70,248	0	70,248	0	0
	17.3 Excess workers' compensation.....	0	0	0	0	0	0	0	0	0
	18.1 Products liability - occurrence.....	0	0	0	0	482	0	482	0	0
	18.2 Products liability - claims-made.....	0	0	0	0	0	0	0	0	0
	19.1, 19.2 Private passenger auto liability.....	0	0	0	0	0	0	0	0	0
	19.3, 19.4 Commercial auto liability.....	0	0	0	0	0	0	0	0	0
	21. Auto physical damage.....	0	0	0	0	0	0	0	0	0
	22. Aircraft (all perils).....	0	0	0	0	0	0	0	0	0
	23. Fidelity.....	0	0	0	0	0	0	0	0	0
	24. Surety.....	0	0	0	0	0	0	0	0	0
	26. Burglary and theft.....	0	0	0	0	0	0	0	0	0
	27. Boiler and machinery.....	0	0	0	0	0	0	0	0	0
	28. Credit.....	0	0	0	0	0	0	0	0	0
	29. International.....	0	0	0	0	0	0	0	0	0
	30. Warranty.....	0	0	0	0	0	0	0	0	0
	31. Reinsurance - nonproportional assumed property.....	XXX	0	0	0	XXX	0	0	0	0
	32. Reinsurance - nonproportional assumed liability.....	XXX	0	0	0	XXX	0	0	0	0
	33. Reinsurance - nonproportional assumed financial lines.....	XXX	0	0	0	XXX	0	0	0	0
	34. Aggregate write-ins for other lines of business.....	0	0	0	0	0	0	0	0	0
	35. TOTALS.....	25,000	0	25,000	0	144,436	0	144,436	0	0
DETAILS OF WRITE-INS										
	3401. Collateral protection.....	0	0	0	0	0	0	0	0	0
	3402. Supplemental unemployment.....	0	0	0	0	0	0	0	0	0
	3403. Patent risk.....	0	0	0	0	0	0	0	0	0
	3498. Summary of remaining write-ins for Line 34 from overflow page.....	0	0	0	0	0	0	0	0	0
	3499. Totals (Lines 3401 through 3403 plus 3498) (Line 34 above).....	0	0	0	0	0	0	0	0	0

(a) Including \$.....0 for present value of life indemnity claims.

GREAT AMERICAN PROTECTION INSURANCE COMPANY  
UNDERWRITING AND INVESTMENT EXHIBIT

PART 3 - EXPENSES

	1	2	3	4
	Loss Adjustment Expenses	Other Underwriting Expenses	Investment Expenses	Total
1. Claim adjustment services:				
1.1 Direct.....	(21,276)	0	0	(21,276)
1.2 Reinsurance assumed.....	0	0	0	0
1.3 Reinsurance ceded.....	(21,276)	0	0	(21,276)
1.4 Net claim adjustment services (1.1 + 1.2 - 1.3).....	0	0	0	0
2. Commission and brokerage:				
2.1 Direct, excluding contingent.....	0	0	0	0
2.2 Reinsurance assumed, excluding contingent.....	0	0	0	0
2.3 Reinsurance ceded, excluding contingent.....	0	0	0	0
2.4 Contingent - direct.....	0	0	0	0
2.5 Contingent - reinsurance assumed.....	0	0	0	0
2.6 Contingent - reinsurance ceded.....	0	0	0	0
2.7 Policy and membership fees.....	0	0	0	0
2.8 Net commission and brokerage (2.1 + 2.2 - 2.3 + 2.4 + 2.5 - 2.6 + 2.7).....	0	0	0	0
3. Allowances to manager and agents.....	0	0	0	0
4. Advertising.....	0	0	0	0
5. Boards, bureaus and associations.....	0	0	0	0
6. Surveys and underwriting reports.....	0	0	0	0
7. Audit of assureds' records.....	0	0	0	0
8. Salary and related items:				
8.1 Salaries.....	0	0	0	0
8.2 Payroll taxes.....	0	0	0	0
9. Employee relations and welfare.....	0	0	0	0
10. Insurance.....	0	0	0	0
11. Directors' fees.....	0	0	0	0
12. Travel and travel items.....	0	0	0	0
13. Rent and rent items.....	0	0	0	0
14. Equipment.....	0	0	0	0
15. Cost or depreciation of EDP equipment and software.....	0	0	0	0
16. Printing and stationery.....	0	0	0	0
17. Postage, telephone and telegraph, exchange and express.....	0	0	0	0
18. Legal and auditing.....	0	0	5,443	5,443
19. Totals (Lines 3 to 18).....	0	0	5,443	5,443
20. Taxes, licenses and fees:				
20.1 State and local insurance taxes deducting guaranty association credits of \$.....0.....	0	0	0	0
20.2 Insurance department licenses and fees.....	0	0	0	0
20.3 Gross guaranty association assessments.....	0	0	0	0
20.4 All other (excluding federal and foreign income and real estate).....	0	0	0	0
20.5 Total taxes, licenses and fees (20.1 + 20.2 + 20.3 + 20.4).....	0	0	0	0
21. Real estate expenses.....	0	0	0	0
22. Real estate taxes.....	0	0	0	0
23. Reimbursements by uninsured plans.....	0	0	0	0
24. Aggregate write-ins for miscellaneous expenses.....	0	0	4,276	4,276
25. Total expenses incurred.....	0	0	9,719	(a).....9,719
26. Less unpaid expenses - current year.....	0	0	1,114	1,114
27. Add unpaid expenses - prior year.....	0	0	1,000	1,000
28. Amounts receivable relating to uninsured plans, prior year.....	0	0	0	0
29. Amounts receivable relating to uninsured plans, current year.....	0	0	0	0
30. TOTAL EXPENSES PAID (Lines 25 - 26 + 27 - 28 + 29).....	0	0	9,605	9,605

DETAILS OF WRITE-INS

2401. Outside services.....	0	0	4,276	4,276
2402. ....	0	0	0	0
2403. ....	0	0	0	0
2498. Summary of remaining write-ins for Line 24 from overflow page.....	0	0	0	0
2499. Totals (Lines 2401 through 2403 plus 2498) (Line 24 above).....	0	0	4,276	4,276

(a) Includes management fees of \$.....4,276 to affiliates and \$.....0 to non-affiliates.



GREAT AMERICAN PROTECTION INSURANCE COMPANY  
EXHIBIT OF NET INVESTMENT INCOME

		1	2
		Collected During Year	Earned During Year
1.	U.S. Government bonds.....	(a).....21,854	.....21,950
1.1	Bonds exempt from U.S. tax.....	(a).....213,443	.....223,499
1.2	Other bonds (unaffiliated).....	(a).....239,800	.....233,045
1.3	Bonds of affiliates.....	(a).....0	.....0
2.1	Preferred stocks (unaffiliated).....	(b).....19,028	.....12,639
2.11	Preferred stocks of affiliates.....	(b).....0	.....0
2.2	Common stocks (unaffiliated).....	.....0	.....0
2.21	Common stocks of affiliates.....	.....0	.....0
3.	Mortgage loans.....	(c).....0	.....0
4.	Real estate.....	(d).....0	.....0
5.	Contract loans.....	.....0	.....0
6.	Cash, cash equivalents and short-term investments.....	(e).....12,152	.....9,092
7.	Derivative instruments.....	(f).....0	.....0
8.	Other invested assets.....	.....0	.....0
9.	Aggregate write-ins for investment income.....	.....0	.....0
10.	Total gross investment income.....	.....506,277	.....500,225
11.	Investment expenses.....		(g).....9,719
12.	Investment taxes, licenses and fees, excluding federal income taxes.....		(g).....0
13.	Interest expense.....		(h).....0
14.	Depreciation on real estate and other invested assets.....		(i).....0
15.	Aggregate write-ins for deductions from investment income.....		.....0
16.	Total deductions (Lines 11 through 15).....		.....9,719
17.	Net investment income (Line 10 minus Line 16).....		.....490,506

DETAILS OF WRITE-INS

0901.	.....0	.....0
0902.	.....0	.....0
0903.	.....0	.....0
0998.	Summary of remaining write-ins for Line 9 from overflow page.....	.....0
0999.	Totals (Lines 0901 through 0903 plus 0998) (Line 9 above).....	.....0
1501.	.....0	.....0
1502.	.....0	.....0
1503.	.....0	.....0
1598.	Summary of remaining write-ins for Line 15 from overflow page.....	.....0
1599.	Totals (Lines 1501 through 1503 plus 1598) (Line 15 above).....	.....0

- (a) Includes \$.....8,666 accrual of discount less \$.....110,158 amortization of premium and less \$.....23 paid for accrued interest on purchases.
- (b) Includes \$.....0 accrual of discount less \$.....0 amortization of premium and less \$.....0 paid for accrued dividends on purchases.
- (c) Includes \$.....0 accrual of discount less \$.....0 amortization of premium and less \$.....0 paid for accrued interest on purchases.
- (d) Includes \$.....0 for company's occupancy of its own buildings; and excludes \$.....0 interest on encumbrances.
- (e) Includes \$.....0 accrual of discount less \$.....0 amortization of premium and less \$.....0 paid for accrued interest on purchases.
- (f) Includes \$.....0 accrual of discount less \$.....0 amortization of premium.
- (g) Includes \$.....0 investment expenses and \$.....0 investment taxes, licenses and fees, excluding federal income taxes, attributable to segregated and Separate Accounts.
- (h) Includes \$.....0 interest on surplus notes and \$.....0 interest on capital notes.
- (i) Includes \$.....0 depreciation on real estate and \$.....0 depreciation on other invested assets.

EXHIBIT OF CAPITAL GAINS (LOSSES)

	1	2	3	4	5
	Realized Gain (Loss) on Sales or Maturity	Other Realized Adjustments	Total Realized Capital Gain (Loss) (Columns 1 + 2)	Change in Unrealized Capital Gain (Loss)	Change in Unrealized Foreign Exchange Capital Gain (Loss)
1.	U.S. Government bonds.....0	.....0	.....0	.....0	.....0
1.1	Bonds exempt from U.S. tax.....(3,622)	.....0	.....(3,622)	.....0	.....0
1.2	Other bonds (unaffiliated).....34,504	.....0	.....34,504	.....0	.....0
1.3	Bonds of affiliates.....0	.....0	.....0	.....0	.....0
2.1	Preferred stocks (unaffiliated).....113,791	.....0	.....113,791	.....0	.....0
2.11	Preferred stocks of affiliates.....0	.....0	.....0	.....0	.....0
2.2	Common stocks (unaffiliated).....0	.....0	.....0	.....0	.....0
2.21	Common stocks of affiliates.....0	.....0	.....0	.....0	.....0
3.	Mortgage loans.....0	.....0	.....0	.....0	.....0
4.	Real estate.....0	.....0	.....0	.....0	.....0
5.	Contract loans.....0	.....0	.....0	.....0	.....0
6.	Cash, cash equivalents and short-term investments.....28	.....0	.....28	.....0	.....0
7.	Derivative instruments.....0	.....0	.....0	.....0	.....0
8.	Other invested assets.....0	.....0	.....0	.....0	.....0
9.	Aggregate write-ins for capital gains (losses).....0	.....0	.....0	.....0	.....0
10.	Total capital gains (losses).....144,701	.....0	.....144,701	.....0	.....0

DETAILS OF WRITE-INS

0901.	.....0	.....0	.....0	.....0	.....0
0902.	.....0	.....0	.....0	.....0	.....0
0903.	.....0	.....0	.....0	.....0	.....0
0998.	Summary of remaining write-ins for Line 9 from overflow page...	.....0	.....0	.....0	.....0
0999.	Totals (Lines 0901 through 0903 plus 0998) (Line 9 above).....	.....0	.....0	.....0	.....0

GREAT AMERICAN PROTECTION INSURANCE COMPANY  
EXHIBIT OF NONADMITTED ASSETS

	1 Current Year Total Nonadmitted Assets	2 Prior Year Total Nonadmitted Assets	3 Change in Total Nonadmitted Assets (Col. 2 - Col. 1)
1. Bonds (Schedule D).....	0	0	0
2. Stocks (Schedule D):			
2.1 Preferred stocks.....	0	0	0
2.2 Common stocks.....	0	0	0
3. Mortgage loans on real estate (Schedule B):			
3.1 First liens.....	0	0	0
3.2 Other than first liens.....	0	0	0
4. Real estate (Schedule A):			
4.1 Properties occupied by the company.....	0	0	0
4.2 Properties held for the production of income.....	0	0	0
4.3 Properties held for sale.....	0	0	0
5. Cash (Schedule E-Part 1), cash equivalents (Schedule E-Part 2) and short-term investments (Schedule DA).....	0	0	0
6. Contract loans.....	0	0	0
7. Derivatives (Schedule DB).....	0	0	0
8. Other invested assets (Schedule BA).....	0	0	0
9. Receivables for securities.....	0	0	0
10. Securities lending reinvested collateral assets (Schedule DL).....	0	0	0
11. Aggregate write-ins for invested assets.....	0	0	0
12. Subtotals, cash and invested assets (Lines 1 to 11).....	0	0	0
13. Title plants (for Title insurers only).....	0	0	0
14. Investment income due and accrued.....	0	0	0
15. Premiums and considerations:			
15.1 Uncollected premiums and agents' balances in the course of collection.....	0	0	0
15.2 Deferred premiums, agents' balances and installments booked but deferred and not yet due.....	0	0	0
15.3 Accrued retrospective premiums and contracts subject to redetermination.....	0	0	0
16. Reinsurance:			
16.1 Amounts recoverable from reinsurers.....	0	0	0
16.2 Funds held by or deposited with reinsured companies.....	0	0	0
16.3 Other amounts receivable under reinsurance contracts.....	0	0	0
17. Amounts receivable relating to uninsured plans.....	0	0	0
18.1 Current federal and foreign income tax recoverable and interest thereon.....	0	0	0
18.2 Net deferred tax asset.....	0	0	0
19. Guaranty funds receivable or on deposit.....	0	0	0
20. Electronic data processing equipment and software.....	0	0	0
21. Furniture and equipment, including health care delivery assets.....	0	0	0
22. Net adjustment in assets and liabilities due to foreign exchange rates.....	0	0	0
23. Receivables from parent, subsidiaries and affiliates.....	0	0	0
24. Health care and other amounts receivable.....	0	0	0
25. Aggregate write-ins for other-than-invested assets.....	0	0	0
26. Total assets excluding Separate Accounts, Segregated Accounts and Protected Cell Accounts (Lines 12 through 25).....	0	0	0
27. From Separate Accounts, Segregated Accounts and Protected Cell Accounts.....	0	0	0
28. TOTALS (Lines 26 and 27).....	0	0	0

DETAILS OF WRITE-INS

1101. ....	0	0	0
1102. ....	0	0	0
1103. ....	0	0	0
1198. Summary of remaining write-ins for Line 11 from overflow page.....	0	0	0
1199. Totals (Lines 1101 through 1103 plus 1198) (Line 11 above).....	0	0	0
2501. ....	0	0	0
2502. ....	0	0	0
2503. ....	0	0	0
2598. Summary of remaining write-ins for Line 25 from overflow page.....	0	0	0
2599. Totals (Lines 2501 through 2503 plus 2598) (Line 25 above).....	0	0	0

NOTES TO FINANCIAL STATEMENTS

Note 1 – Summary of Significant Accounting Policies and Going Concern

A. Accounting Practices

The financial statements of Great American Protection Insurance Company ("the Company") are presented on the basis of accounting practices prescribed or permitted by the Ohio Department of Insurance.

The Ohio Department of Insurance recognizes only statutory accounting practices prescribed or permitted by the state of Ohio for determining and reporting the financial condition and results of operations of an insurance company, for purposes of determining its solvency under the Ohio Insurance Law. The National Association of Insurance Commissioners' ("NAIC") Accounting Practices and Procedures Manual has been adopted as a component of prescribed or permitted practices by the state of Ohio. The Company has no prescribed or permitted practices that would result in differences between NAIC Statutory Accounting Principles (SAP) and the state of Ohio basis, as shown below:

	SSAP #	F/S Page	F/S Line #	2020	2019
<b>NET INCOME</b>					
(1) Company state basis (Page 4, Line 20, Columns 1 & 2)	XXX	XXX	XXX	\$ 572,828	\$ 487,175
(2) State Prescribed Practices that are an increase/(decrease) from NAIC SAP					
				\$ 0	\$ 0
(3) State Permitted Practices that are an increase/(decrease) from NAIC SAP					
				\$ 0	\$ 0
(4) NAIC SAP (1 – 2 – 3 = 4)	XXX	XXX	XXX	\$ 572,828	\$ 487,175
<b>SURPLUS</b>					
(5) Company state basis (Page 3, Line 37, Columns 1 & 2)	XXX	XXX	XXX	\$ 19,950,090	\$ 21,514,335
(6) State Prescribed Practices that are an increase/(decrease) from NAIC SAP					
				\$ 0	\$ 0
(7) State Permitted Practices that are an increase/(decrease) from NAIC SAP					
				\$ 0	\$ 0
(8) NAIC SAP (5 – 6 – 7 = 8)	XXX	XXX	XXX	\$ 19,950,090	\$ 21,514,335

B. Use of Estimates in the Preparation of the Financial Statement

The preparation of financial statements in conformity with Statutory Accounting Principles requires management to make estimates and assumptions that affect the reported amounts of assets and liabilities. It also requires disclosure of contingent assets and liabilities at the date of the financial statements and the reported amounts of revenue and expenses during the period. Actual results could differ from those estimates.

C. Accounting Policy

Premium Recognition - Premiums are earned over the terms of the related insurance policies and reinsurance contracts. Unearned premium reserves are established to cover the unexpired portion of premiums written. Generally, for direct business, such reserves are computed by pro rata methods. For certain collateral protection products, earned premium and unearned premium reserves are computed consistent with the proportion of the total exposure provided throughout the term of the contract. For assumed business, unearned premium reserves are based on reports received from ceding companies for reinsurance.

Underwriting Expense Recognition - Expenses incurred in connection with acquiring new insurance business, including such acquisition costs as sales commissions, are charged to operations as incurred. Expenses incurred are reduced for ceding allowances received or receivable.

In addition, the Company uses the following accounting policies:

- (1) Basis for Short-Term Investments  
Short-term investments are stated at cost.
- (2) Basis for Bonds and Amortization Schedule  
Bonds with a NAIC rating 1 and 2 are stated at amortized cost using the interest method; all others are stated at the lower of amortized cost or fair value. The Company does not own any SVO Identified Exchange Traded Funds.
- (3) Basis for Common Stocks  
Common stocks are stated at fair value.
- (4) Basis for Preferred Stocks  
Redeemable preferred stocks rated P1 and P2 are stated at amortized cost; perpetual preferred stocks rated 1 and 2 are stated at fair value; all others are stated at the lower of cost, amortized cost, or fair value.
- (5) Basis for Mortgage Loans  
Mortgage loans on real estate are stated at the aggregate unpaid balance, net of unamortized discount.
- (6) Basis for Loan-Backed Securities and Adjustment Methodology  
For residential mortgage-backed securities (RMBS), commercial mortgage-backed securities (CMBS) and loan-backed and structured securities (LBASS), the NAIC has retained a third-party investment management firm to assist in the determination of the appropriate NAIC designations and Book Adjusted Carrying Values based on not only the probability of loss, but also the severity of loss. Those RMBS, CMBS and LBASS securities that are not modeled but receive a current year NAIC Credit Rating Provider (CRP) rating equal to NAIC 1 and 2 are stated at amortized cost and NAIC 3-6 are stated at lower of amortized cost or fair value. Mandatory convertible bonds are stated at the lower of book value or fair value, regardless of the NAIC designation.
- (7) Accounting Policies for Investments in Subsidiaries, Controlled and Affiliated Entities  
Not applicable
- (8) Accounting Policies for Investments in Joint Ventures, Partnerships and Limited Liability Entities  
Other invested assets are stated at the lower of cost or fair value, except investments in limited partnerships and limited liability companies. Investments in limited partnerships and limited liability companies are stated at the underlying audited GAAP equity.

NOTES TO FINANCIAL STATEMENTS

- (9)

Accounting Policies for Derivatives  
Not applicable
- (10)

Anticipated Investment Income Used in Premium Deficiency Calculation  
The Company does not use anticipated investment income as a factor in premium deficiency calculations.
- (11)

Management's Policies and Methodologies for Estimating Liabilities for Losses and Loss/Claim Adjustment Expenses  
Unpaid Losses and Loss Adjustment Expenses - The net liabilities stated for unpaid claims and for expenses of investigation and adjustment of unpaid claims are based upon (a) the accumulation of case estimates for losses reported prior to the close of the accounting period on the direct business written; (b) estimates received from ceding reinsurers and insurance pools and associations; (c) estimates of unreported losses (including possible development on known claims) based on past experience; (d) estimates based on experience of expenses for investigating and adjusting claims; and (e) the current state of the law and coverage litigation. Establishing reserves for asbestos, environmental, and other mass tort claims involves considerably more judgment than other types of claims due to, among other things, inconsistent court decisions, an increase in bankruptcy filings as a result of asbestos-related liabilities, novel theories of coverage, and judicial interpretations that often expand theories of recovery and broaden the scope of coverage.  
  
Loss reserve liabilities are subject to the impact of changes in claim amounts and frequency and other factors. Changes in estimates of the liabilities for losses and loss adjustment expenses are reflected in the Statement of Earnings in the period in which determined. Despite the variability inherent in such estimates, management believes the liabilities for unpaid losses and loss adjustment expenses are adequate.
- (12)

Changes in the Capitalization Policy and Predefined Thresholds from Prior Period  
The Company has not modified its capitalization policy from the prior period.
- (13)

Method Used to Estimate Pharmaceutical Rebate Receivables  
Not applicable

D.

Going Concern  
After review of the Company's financial condition, management does not have any doubts about the Company's ability to continue as a going concern.

Note 2 – Accounting Changes and Corrections of Errors

The Company did not have any material changes in accounting principles and/or corrections of errors.

Note 3 – Business Combinations and Goodwill

- A.

Statutory Purchase Method  
Not applicable
- B.

Statutory Merger  
Not applicable
- C.

Impairment Loss  
Not applicable

Note 4 – Discontinued Operations

The Company did not discontinue any material operations during the current year.

Note 5 – Investments

- A.

Mortgage Loans, including Mezzanine Real Estate Loans  
The Company does not have any investments in mortgage loans.
- B.

Debt Restructuring  
No debt has been restructured.
- C.

Reverse Mortgages  
The Company does not invest in reverse mortgages.
- D.

Loan-Backed Securities

(1)

Description of Sources Used to Determine Prepayment Assumptions  
The Company uses dealer-modeled prepayment assumptions for mortgage-backed and asset-backed securities at the date of purchase to determine effective yields; significant changes in estimated cash flows from the original purchase assumptions are accounted for on a prospective basis.

(2)

Other-Than-Temporary Impairments  
The Company had no loan-backed securities with a recognized other-than-temporary impairment due to either the intent to sell or lack of intent to hold to recovery during the current year.

(3)

Recognized OTTI Securities  
The Company had no loan-backed securities with a credit-related other-than-temporary impairment recognized during the current year.

(4)

All impaired securities (fair value is less than cost or amortized cost) for which an other-than-temporary impairment has not been recognized in earnings as a realized loss (including securities with a recognized other-than-temporary impairment for non-interest related declines when a non-recognized interest related impairment remains):  
The Company had no loan-backed securities with an unrealized loss.

(5)

Information Investor Considered in Reaching Conclusion that Impairments are Not Other-Than-Temporary  
Based on cash flow projections received from independent sources (which reflect loan to collateral values, subordination, vintage and geographic concentration), implied cash flows inherent in security ratings and analysis of historical payment data, management believes that the Company will recover its cost basis in all securities with unrealized losses at December 31, 2020. The Company has the intent to hold such securities until they recover in value or mature.
- E.

Dollar Repurchase Agreements and/or Securities Lending Transactions  
The Company did not engage in dollar repurchase agreements or securities lending transactions during the current year.

NOTES TO FINANCIAL STATEMENTS

- F.

Repurchase Agreements Transactions Accounted for as Secured Borrowing  
Repurchase Transaction – Cash Taker – Overview of Secured Borrowing Transactions  
The Company did not engage in repurchase transactions accounted for as secured borrowing during the current year.
- G.

Reverse Repurchase Agreements Transactions Accounted for as Secured Borrowing  
Repurchase Transactions – Cash Provider – Overview of Secured Borrowing Transactions  
The Company did not engage in reverse repurchase transactions accounted for as secured borrowing during the current year.
- H.

Repurchase Agreements Transactions Accounted for as a Sale  
Repurchase Transaction – Cash Taker – Overview of Sale Transactions  
The Company did not engage in repurchase transactions accounted for as a sale during the current year.
- I.

Reverse Repurchase Agreements Transactions Accounted for as a Sale  
Repurchase Transaction – Cash Provider – Overview of Sale Transactions  
The Company did not engage in reverse repurchase transactions accounted for as a sale during the current year.
- J.

Real Estate  
The Company does not have any investments in real estate.
- K.

Low-Income Housing Tax Credits (LIHTC)  
The Company does not have any investments in LIHTC.

- L.

Restricted Assets  
(1) Restricted Assets (Including Pledged)

Restricted Asset Category	Gross (Admitted & Nonadmitted) Restricted					6 Total From Prior Year	7 Increase/ (Decrease) (5 minus 6)
	Current Year						
	1 Total General Account (G/A)	2 G/A Supporting Protected Cell Account Activity (a)	3 Total Protected Cell Account (S/A) Restricted Assets	4 Protected Cell Account Assets Supporting G/A Activity (b)	5 Total (1 plus 3)		
a. Subject to contractual obligation for which liability is not shown	\$ 0	\$ 0	\$ 0	\$ 0	\$ 0	\$ 0	\$ 0
b. Collateral held under security lending agreements	0	0	0	0	0	0	0
c. Subject to repurchase agreements	0	0	0	0	0	0	0
d. Subject to reverse repurchase agreements	0	0	0	0	0	0	0
e. Subject to dollar repurchase agreements	0	0	0	0	0	0	0
f. Subject to dollar reverse repurchase agreements	0	0	0	0	0	0	0
g. Placed under option contracts	0	0	0	0	0	0	0
h. Letter stock or securities restricted as to sale – excluding FHLB capital stock	0	0	0	0	0	0	0
i. FHLB capital stock	0	0	0	0	0	0	0
j. On deposit with states	5,009,624	0	0	0	5,009,624	5,049,560	(39,936)
k. On deposit with other regulatory bodies	0	0	0	0	0	0	0
l. Pledged as collateral to FHLB (including assets backing funding agreements)	0	0	0	0	0	0	0
m. Pledged as collateral not captured in other categories	0	0	0	0	0	0	0
n. Other restricted assets	0	0	0	0	0	0	0
o. Total Restricted Assets	\$ 5,009,624	\$ 0	\$ 0	\$ 0	\$ 5,009,624	\$ 5,049,560	\$ (39,936)

NOTES TO FINANCIAL STATEMENTS

Restricted Asset Category	Current Year			
	8  Total Nonadmitted Restricted	9  Total Admitted Restricted (5 minus 8)	Percentage	
			10	11
			Gross (Admitted & Nonadmitted) Restricted to Total Assets (c)	Admitted Restricted to Total Admitted Assets (d)
a. Subject to contractual obligation for which liability is not shown	\$ 0	\$ 0	0.0%	0.0%
b. Collateral held under security lending arrangements	0	0	0.0%	0.0%
c. Subject to repurchase agreements	0	0	0.0%	0.0%
d. Subject to reverse repurchase agreements	0	0	0.0%	0.0%
e. Subject to dollar repurchase agreements	0	0	0.0%	0.0%
f. Subject to dollar reverse repurchase agreements	0	0	0.0%	0.0%
g. Placed under option contracts	0	0	0.0%	0.0%
h. Letter stock or securities restricted as to sale – excluding FHLB capital stock	0	0	0.0%	0.0%
i. FHLB capital stock	0	0	0.0%	0.0%
j. On deposit with states	0	5,009,624	25.1%	25.1%
k. On deposit with other regulatory bodies	0	0	0.0%	0.0%
l. Pledged as collateral to FHLB (including assets backing funding agreements)	0	0	0.0%	0.0%
m. Pledged as collateral not captured in other categories	0	0	0.0%	0.0%
n. Other restricted assets	0	0	0.0%	0.0%
o. Total Restricted Assets	\$ 0	\$ 5,009,624	25.1%	25.1%

- (a) Subset of column 1
- (b) Subset of column 3
- (c) Column 5 divided by Asset Page, Column 1, Line 28
- (d) Column 9 divided by Asset Page, Column 3, Line 28

- (2) Detail of Assets Pledged as Collateral Not Captured in Other Categories (Contracts that Share Similar Characteristics, Such as Reinsurance and Derivatives, are Reported in the Aggregate)

The Company has no other assets pledged as collateral not captured in other categories.
- (3) Detail of Other Restricted Assets (Contracts that Share Similar Characteristics, such as Reinsurance and Derivatives, are Reported in the Aggregate)

The Company has no other restricted assets.
- (4) Collateral Received and Reflected as Assets Within the Reporting Entity's Financial Statements

Not applicable

- M. Working Capital Finance Investments

The Company does not have any investments in working capital finance securities.
- N. Offsetting and Netting of Assets and Liabilities

Not applicable
- O. 5GI Securities

Not applicable
- P. Short Sales

Not applicable
- Q. Prepayment Penalty and Acceleration Fees

Not applicable

Note 6 – Joint Ventures, Partnerships and Limited Liability Companies

The Company has no investments in Joint Ventures, Partnerships or Limited Liability Companies.

Note 7 – Investment Income

No investment income was excluded from surplus.

Note 8 – Derivative Instruments

The Company's investment objectives do not include holding or issuing derivative financial instruments.

NOTES TO FINANCIAL STATEMENTS

Note 9 – Income Taxes

A. Deferred Tax Assets/(Liabilities)

1. Components of Net Deferred Tax Asset/(Liability)

	2020			2019			Change		
	1 Ordinary	2 Capital	3 (Col 1+2) Total	4 Ordinary	5 Capital	6 (Col 4+5) Total	7 (Col 1-4) Ordinary	8 (Col 2-5) Capital	9 (Col 7+8) Total
a. Gross deferred tax assets	\$ 0	\$ 3,856	\$ 3,856	\$ 0	\$ 42,271	\$ 42,271	\$ 0	\$ (38,415)	\$ (38,415)
b. Statutory valuation allowance adjustment	0	0	0	0	0	0	0	0	0
c. Adjusted gross deferred tax assets (1a-1b)	\$ 0	\$ 3,856	\$ 3,856	\$ 0	\$ 42,271	\$ 42,271	\$ 0	\$ (38,415)	\$ (38,415)
d. Deferred tax assets nonadmitted	0	0	0	0	0	0	0	0	0
e. Subtotal net admitted deferred tax asset (1c-1d)	\$ 0	\$ 3,856	\$ 3,856	\$ 0	\$ 42,271	\$ 42,271	\$ 0	\$ (38,415)	\$ (38,415)
f. Deferred tax liabilities	0	0	0	1,342	0	1,342	(1,342)	0	(1,342)
g. Net admitted deferred tax assets/(net deferred tax liability) (1e-1f)	\$ 0	\$ 3,856	\$ 3,856	\$ (1,342)	\$ 42,271	\$ 40,929	\$ 1,342	\$ (38,415)	\$ (37,073)

2. Admission Calculation Components SSAP No. 101

	2020			2019			Change		
	1 Ordinary	2 Capital	3 (Col 1+2) Total	4 Ordinary	5 Capital	6 (Col 4+5) Total	7 (Col 1-4) Ordinary	8 (Col 2-5) Capital	9 (Col 7+8) Total
a. Federal income taxes paid in prior years recoverable through loss carrybacks	\$ 0	\$ 0	\$ 0	\$ 0	\$ 0	\$ 0	\$ 0	\$ 0	\$ 0
b. Adjusted gross deferred tax assets expected to be realized (excluding the amount of deferred tax assets from 2(a) above) after application of the threshold limitation. (The lesser of 2(b)1 and 2(b)2 below)	0	3,856	3,856	0	42,271	42,271	0	(38,415)	(38,415)
1. Adjusted gross deferred tax assets expected to be realized following the balance sheet date	0	3,856	3,856	0	42,271	42,271	0	(38,415)	(38,415)
2. Adjusted gross deferred tax assets allowed per limitation threshold			2,991,935			3,221,011			(229,076)
c. Adjusted gross deferred tax assets (excluding the amount of deferred tax assets from 2(a) and 2(b) above) offset by gross deferred tax liabilities	0	0	0	0	0	0	0	0	0
d. Deferred tax assets admitted as the result of application of SSAP 101. Total (2(a)+2(b)+2(c))	\$ 0	\$ 3,856	\$ 3,856	\$ 0	\$ 42,271	\$ 42,271	\$ 0	\$ (38,415)	\$ (38,415)

3. Other Admissibility Criteria

	2020	2019
a. Ratio percentage used to determine recovery period and threshold limitation amount	23,359.0%	22,907.0%
b. Amount of adjusted capital and surplus used to determine recovery period and threshold limitation in 2(b)2 above	\$ 19,946,234	\$ 21,473,406

**NOTES TO FINANCIAL STATEMENTS**

4. Impact of Tax Planning Strategies

(a) Determination of adjusted gross deferred tax assets and net admitted deferred tax assets, by tax character as a percentage.

	2020		2019		Change	
	1 Ordinary	2 Capital	3 Ordinary	4 Capital	5 (Col. 1-3) Ordinary	6 (Col. 2-4) Capital
1. Adjusted gross DTAs amount from Note 9A1(c)	\$ 0	\$ 3,856	\$ 0	\$ 42,271	\$ 0	\$ (38,415)
2. Percentage of adjusted gross DTAs by tax character attributable to the impact of tax planning strategies	0.0%	0.0%	0.0%	0.0%	0.0%	0.0%
3. Net Admitted Adjusted Gross DTAs amount from Note 9A1(e)	\$ 0	\$ 3,856	\$ 0	\$ 42,271	\$ 0	\$ (38,415)
4. Percentage of net admitted adjusted gross DTAs by tax character admitted because of the impact of tax planning strategies	0.0%	17.0%	0.0%	12.0%	0.0%	5.0%

(b) Does the company's tax planning strategies include the use of reinsurance? NO

B. Deferred Tax Liabilities Not Recognized  
The Company has recognized all deferred tax liabilities.

C. Current and Deferred Income Taxes

1. Current Income Tax

	1 2020	2 2019	3 (Col 1-2) Change
a. Federal	\$ 65,059	\$ 82,091	\$ (17,032)
b. Foreign	\$ 0	\$ 0	\$ 0
c. Subtotal	\$ 65,059	\$ 82,091	\$ (17,032)
d. Federal income tax on net capital gains	\$ (2,680)	\$ 0	\$ (2,680)
e. Utilization of capital loss carry-forwards	\$ 0	\$ 0	\$ 0
f. Other	\$ 0	\$ 0	\$ 0
g. Federal and Foreign income taxes incurred	\$ 62,379	\$ 82,091	\$ (19,712)



NOTES TO FINANCIAL STATEMENTS

2. Deferred Tax Assets

	1	2	3
	2020	2019	(Col 1-2) Change
a. Ordinary:			
1. Discounting of unpaid losses	\$ 0	\$ 0	\$ 0
2. Unearned premium reserve	0	0	0
3. Policyholder reserves	0	0	0
4. Investments	0	0	0
5. Deferred acquisition costs	0	0	0
6. Policyholder dividends accrual	0	0	0
7. Fixed assets	0	0	0
8. Compensation and benefits accrual	0	0	0
9. Pension accrual	0	0	0
10. Receivables - nonadmitted	0	0	0
11. Net operating loss carry-forward	0	0	0
12. Tax credit carry-forward	0	0	0
13. Other (items <=5% and >5% of total ordinary tax assets)	0	0	0
Other (items listed individually >5%of total ordinary tax assets)			0
99. Subtotal	\$ 0	\$ 0	\$ 0
b. Statutory valuation allowance adjustment	0	0	0
c. Nonadmitted	0	0	0
d. Admitted ordinary deferred tax assets (2a99-2b-2c)	\$ 0	\$ 0	\$ 0
e. Capital:			
1. Investments	\$ 3,856	\$ 42,271	\$ (38,415)
2. Net capital loss carry-forward	0	0	0
3. Real estate	0	0	0
4. Other (items <=5% and >5% of total capital tax assets)	0	0	0
Other (items listed individually >5% of total capital tax assets)			0
99. Subtotal	\$ 3,856	\$ 42,271	\$ (38,415)
f. Statutory valuation allowance adjustment	0	0	0
g. Nonadmitted	0	0	0
h. Admitted capital deferred tax assets (2e99-2f-2g)	3,856	42,271	(38,415)
i. Admitted deferred tax assets (2d+2h)	\$ 3,856	\$ 42,271	\$ (38,415)

3. Deferred Tax Liabilities

	1	2	3
	2020	2019	(Col 1-2) Change
a. Ordinary:			
1. Investments	\$ 0	\$ 0	\$ 0
2. Fixed assets	0	0	0
3. Deferred and uncollected premium	0	0	0
4. Policyholder reserves	0	0	0
5. Other (items <=5% and >5% of total ordinary tax liabilities)	0	1,342	(1,342)
Other (items listed individually >5% of total ordinary tax liabilities)			0
99. Subtotal	\$ 0	\$ 1,342	\$ (1,342)
b. Capital:			
1. Investments	\$ 0	\$ 0	\$ 0
2. Real estate	0	0	0
3. Other (Items <=5% and >5% of total capital tax liabilities)	0	0	0
Other (items listed individually >5% of total capital tax liabilities)			0
99. Subtotal	\$ 0	\$ 0	\$ 0
c. Deferred tax liabilities (3a99+3b99)	\$ 0	\$ 1,342	\$ (1,342)
4. Net Deferred Tax Assets/Liabilities (2i – 3c)	\$ 3,856	\$ 40,929	\$ (37,073)

NOTES TO FINANCIAL STATEMENTS

D. Reconciliation of Federal Income Tax Rate to Actual Effective Rate Among the more significant book to tax adjustments were the following:

	Amount	Effective Tax Rate (%)
<b>Permanent Differences:</b>		
Provision computed at statutory rate	\$ 133,393	21.0%
Change in nonadmitted assets		%
Proration of tax exempt investment income	10,815	1.7%
Tax exempt income deduction	(43,258)	(6.8)%
Dividends received deduction	(1,498)	(0.2)%
Disallowed travel and entertainment		%
Other permanent differences		%
<b>Temporary Differences:</b>		
Total ordinary DTAs		%
Total ordinary DTLs		%
Total capital DTAs		%
Total capital DTLs		%
<b>Other:</b>		
Statutory valuation allowance adjustment		%
Accrual adjustment – prior year		%
Other		%
Totals	\$ 99,452	15.7%
Federal and foreign income taxes incurred	62,379	9.8%
Realized capital gains (losses) tax		%
Change in net deferred income taxes	37,073	5.8%
Total statutory income taxes	\$ 99,452	15.7%

E. Operating Loss Carry Forwards and Income Taxes Available for Recoupment

1. The amounts, origination dates and expiration dates of operating loss and tax credit carry forwards available for tax purposes:  
At December 31, 2020, the Company had no operating loss carryforwards.
2. The following is income tax expense for current year and proceeding years that is available for recoupment in the event of future net losses:

Year	Amounts
Current Year	\$43,573
First Preceding Year	\$52,705
Second Preceding Year	\$0

3. The Company's aggregate amount of deposits admitted under Section 6603 of the Internal Revenue Service Code  
The Company had no protective tax credits under Section 6603 of the Internal Revenue Service Code.

F. Consolidated Federal Income Tax Return

1. The Company's federal income tax return is consolidated with the following entities:

AAG Insurance Agency, Inc.	Great American Insurance Company of New York
ABA Insurance Services, Inc.	Great American Life Insurance Company
American Empire Insurance Company	Great American Lloyd's, Inc.
American Empire Surplus Lines Insurance Company	Great American Management Services, Inc.
American Empire Underwriters, Inc.	Great American Protection Insurance Company
American Financial Enterprises, Inc.	Great American Re Inc.
American Financial Group, Inc.	Great American Security Insurance Company
American Highways Insurance Agency, Inc.	Great American Spirit Insurance Company
American Money Management Corporation	Great American Underwriters Insurance Company
American Premier Underwriters, Inc.	Hangar Acquisition Corp.
American Signature Underwriters, Inc.	Hudson Indemnity, Ltd.
Annuity Investors Life Insurance Company	Key Largo Group, Inc.
APU Holding Company	Lehigh Valley Railroad Company
Bridgefield Casualty Insurance Company	Magnolia Alabama Holdings, Inc.
Bridgefield Employers Insurance Company	Manhattan National Holding Corporation
Brothers Pennsylvanian Corporation	Manhattan National Life Insurance Company
Brothers Property Corporation	Mid-Continent Assurance Company
Brothers Property Management Corporation	Mid-Continent Casualty Company
Ceres Group, Inc.	Mid-Continent Excess and Surplus Insurance Company
Continental General Corporation	Mid-Continent Specialty Insurance Services, Inc.
Crop Managers Insurance Agency, Inc.	National Interstate Corporation
Dempsey & Siders Agency, Inc.	National Interstate Insurance Agency, Inc.
Dixie Terminal Corporation	National Interstate Insurance Company
Eden Park Insurance Brokers, Inc.	National Interstate Insurance Company of Hawaii, Inc.
Explorer RV Insurance Agency, Inc.	Oklahoma Surety Company
Farmers Crop Insurance Alliance, Inc.	One East Fourth, Inc.
FCIA Management Company, Inc.	Owasco River Railway, Inc. (The)
GAI Insurance Company, Ltd.	PCC Technical Industries, Inc.
GAI Mexico Holdings, LLC	Pioneer Carpet Mills, Inc.
GAI Warranty Company	Premier Lease & Loan Services Insurance Agency, Inc.
GAI Warranty Company of Florida	Premier Lease & Loan Services of Canada, Inc.
GALIC Brothers, Inc.	Professional Risk Brokers, Inc.
Global Premier Finance Company	QQAgency of Texas, Inc.
Great American Advisors, Inc.	Republic Indemnity Company of America
Great American Agency of Texas, Inc.	Republic Indemnity Company of California
Great American Alliance Insurance Company	Safety Claims & Litigation Services, LLC
Great American Assurance Company	Safety, Claims and Litigation Services, LLC
Great American Casualty Insurance Company	Skipjack Marina Corp.
Great American Contemporary Insurance Company	Summit Consulting, LLC
Great American E & S Insurance Company	Summit Holding Southeast, Inc.
Great American Fidelity Insurance Company	TEJ Holdings, Inc.

NOTES TO FINANCIAL STATEMENTS

Great American Financial Resources, Inc.  
Great American Holding, Inc.  
Great American Insurance Agency, Inc.  
Great American Insurance Company

Three East Fourth, Inc.  
TransProtection Service Company  
Triumphe Casualty Company  
Vanliner Insurance Company

2. The manner in which the Board of Directors sets forth for allocating the consolidated federal income tax:  
Pursuant to the tax allocation agreement, the Company's tax expense will be determined based upon its inclusion in the consolidated tax return of American Financial Group, Inc. ("AFG") and its includable subsidiaries. Estimated payments are to be made quarterly during the year. Following year-end, additional settlements will be made on the original due date of the return and, when extended, at the time the return is filed. The method of allocation among the companies under the agreement is based upon separate return calculations with current credit for net losses to the extent the losses provide a benefit in the consolidated tax return.
- G. Federal or Foreign Federal Income Tax Loss Contingencies:  
The Company does not have any tax loss contingencies.
- H. Repatriation Transition Tax (RTT) - RTT owed under the TCJA  
The Company has no liability under the Repatriation Transition Tax.
- I. Alternative Minimum Tax Credit  
The Company has no AMT credit.

Note 10 – Information Concerning Parent, Subsidiaries, Affiliates and Other Related Parties

- A. Nature of the Relationship Involved  
The Company is an indirect 100% owned subsidiary of AFG; 100% of the outstanding common stock of the Company is directly owned by Great American Insurance Company ("GAIC") (See Schedule Y, Part 1, Organizational Chart).
- B. Transactions  
On October 30, 2020, the Company paid a \$2.1 million ordinary cash dividend to its parent, GAIC.
- C. Transactions with Related Parties who are not Reported on Schedule Y  
Not applicable
- D. Amounts Due From or To Related Parties  
None
- E. Material Management or Service Contracts and Cost-Sharing Arrangements  
The Company and affiliated insurance companies have contracts with American Money Management Corporation ("AMMC") (an affiliate) which, subject to the direction of the Finance Committees of the companies, provide for management and accounting services related to the investment portfolios.  
  
Certain administrative, consultative, printing, office duplicating, telecommunications, purchasing, personnel, data processing, and other services are provided under a General Services Agreement between the Company and insurance and non-insurance affiliates for which actual costs are allocated on the basis of usage.  
  
Certain administrative, management, accounting, data processing, underwriting, claim, collection, and investment services are provided under agreements between the Company and affiliates at charges not unfavorable to the Company or insurance affiliates.
- F. Guarantees or Undertakings  
The Company has not made any guarantees or undertakings for the benefit of an affiliate which result in a material contingent exposure of the Company's or any affiliated insurer's assets or liabilities.
- G. Nature of the Control Relationship  
The Company is an indirect 100% owned subsidiary of AFG; 100% of the outstanding common stock of the Company is directly owned by GAIC (See Schedule Y, Part 1, Organizational Chart).
- H. Amount Deducted from the Value of Upstream Intermediate Entity or Ultimate Parent Owned  
The Company does not own any shares, directly or indirectly, of an upstream intermediate or ultimate parent.
- I. Investments in SCA that Exceed 10% of Admitted Assets  
The Company does not have any investments in affiliates.
- J. Investments in Impaired SCAs  
Not applicable
- K. Investment in Foreign Insurance Subsidiary  
Not applicable
- L. Investment in Downstream Noninsurance Holding Company  
Not applicable
- M. All SCA Investments  
Not applicable
- N. Investment in Insurance SCAs  
Not applicable
- O. SCA or SSAP 48 Entity Loss Tracking  
Not applicable

NOTES TO FINANCIAL STATEMENTS

Note 11 – Debt

- A.

Debt, Including Capital Notes  
The Company does not have any outstanding liability for borrowed money.
- B.

FHLB (Federal Home Loan Bank) Agreements  
The Company does not have any agreements with the Federal Home Loan Bank.

Note 12 – Retirement Plans, Deferred Compensation, Postemployment Benefits and Compensated Absences and Other Postretirement Benefit Plans

The Company does not have any direct employees and therefore does not have any employee retirement, deferred compensation, postemployment or other postretirement benefit plans.

Note 13 – Capital and Surplus, Shareholder’s Dividend Restrictions and Quasi-Reorganizations

- A.

Number of Share and Par or State Value of Each Class  
The Company has 25,000 shares of common stock authorized and 24,000 shares issued and outstanding with a par value of \$146.00.
- B.

Dividend Rate, Liquidation Value and Redemption Schedule of Preferred Stock Issues  
The Company has no preferred stock outstanding.
- C.

Dividend Restrictions  
The maximum amount of dividends or distributions which may be paid to stockholders by property/casualty insurance companies domiciled in the State of Ohio without (i) prior approval or (ii) expiration of a 30 day waiting period without disapproval of the Director of Insurance is the greater of net income or 10% of policyholders' surplus as of the preceding December 31, but only to the extent of earned surplus as of the preceding December 31. The maximum amount of ordinary dividends or distributions which may be paid in 2021 based on policyholders' surplus is \$1,995,009.
- D.

Dates and Amounts of Dividends Paid  
On October 30, 2020, the Company paid a \$2.1 million ordinary cash dividend to its parent, GAIC.
- E.

Profits that may be Paid as Ordinary Dividends to Stockholders  
Within the limitations above, there are no specific restrictions placed on the portion of Company profits that may be paid as ordinary dividends to stockholders.
- F.

Restrictions Placed on Unassigned Funds (Surplus)  
There were no restrictions placed on the Company's unassigned surplus.
- G.

Amount of Advances to Surplus not Repaid  
Not applicable
- H.

Amount of Stock Held for Special Purposes  
No stock of the Company or its affiliates is held by it for special purposes.
- I.

Reasons for Changes in Balance of Special Surplus Funds from Prior Period  
The Company does not have any special surplus funds.
- J.

The Portion of Unassigned Funds (Surplus) Represented or Reduced by Unrealized Gains and Losses is: \$0.
- K.

The Reporting Entity Issued the Following Surplus Debentures or Similar Obligations  
The Company does not have any surplus debentures or similar obligations.
- L.

The impact of any restatement due to prior quasi-reorganizations is as follows  
Not applicable
- M.

Effective Date of Quasi-Reorganization for a Period of Ten Years Following Reorganization  
Not applicable

Note 14 – Liabilities, Contingencies and Assessments

- A.

Contingent Commitments  
The Company does not have any contingent commitments.
- B.

Assessments  
The Company has received notifications of insolvency of a number of insurance companies. It is expected that these insolvencies will result in guaranty fund assessments against the Company at some future date. The Company does not have any accrual for these assessments, as a result of its pooling agreement (See Note 26).
- C.

Gain Contingencies  
The Company does not have any gain contingencies.
- D.

Claims Related Extra Contractual Obligation and Bad Faith Losses Stemming from Lawsuits  
The Company paid the following amounts in the reporting period to settle claims related extra contractual obligations or bad faith claims stemming from lawsuits:

	Direct
Claims related ECO and bad faith losses paid during the reporting period	\$ 0

Number of claims where amounts were paid to settle claims related extra contractual obligations or bad faith claims resulting from lawsuits during the reporting period:

(a) 0-25 Claims	(b) 26-50 Claims	(c) 51-100 Claims	(d) 101-500 Claims	(e) More than 500 Claims
X				

Indicate whether claim count information is disclosed per claim or per claimant:  
(f) Per Claim [ X ]                      (g) Per Claimant [   ]

NOTES TO FINANCIAL STATEMENTS

- E. Product Warranties  
The Company does not have any net product warranty liabilities, as a result of its pooling agreement (See Note 26).
- F. Joint and Several Liabilities  
The Company is not a participant in any joint and several liability arrangements.
- G. All Other Contingencies  
Various lawsuits against the Company have arisen in the ordinary course of the Company's business. The Company's management believes that contingent liabilities arising from such litigation and other matters will not have a material effect on the financial position or results of operations of the Company.

Note 15 – Leases

- A. Lessee Operating Lease  
The Company does not have any lease obligations.
- B. Lessor Leases  
The Company does not participate in any leasing activities as a lessor.

Note 16 – Information about Financial Instruments with Off-Balance Sheet Risk and Financial Instruments with Concentrations of Credit Risk

The Company has no financial instruments with off-balance sheet risk or financial instruments with concentrations of credit risk.

Note 17 – Sale, Transfer and Servicing of Financial Assets and Extinguishments of Liabilities

- A. Transfers of Receivables Reported as Sales  
The Company did not sell any receivable balances during the current year.
- B. Transfer and Servicing of Financial Assets  
Not applicable
- C. Wash Sales  
The Company was not involved in any wash sales during the current year.

Note 18 – Gain or Loss to the Reporting Entity from Uninsured Plans and the Uninsured Portion of Partially Insured Plans

The Company does not serve as administrator for uninsured accident and health plans or uninsured portions of partially insured plans.

Note 19 – Direct Premium Written/Produced by Managing General Agents/Third Party Administrators

The Company did not have any direct premium written by a managing general agent or third party administrator.

Note 20 – Fair Value Measurements

- A. Fair Value Measurements

(1) Fair Value Measurements at Reporting Date  
The Company categorizes its financial instruments, based on the degree of subjectivity inherent in the method by which they are valued, into a fair value hierarchy of three levels, as follows:  
  
Level 1 - Quoted prices for identical assets or liabilities in active markets (markets in which transactions occur with sufficient frequency and volume to provide pricing information on an ongoing basis). The Company's Level 1 financial instruments consist primarily of publicly traded equity securities and highly liquid government bonds for which quoted market prices in active markets are available.  
  
Level 2 - Quoted prices for similar instruments in active markets; quoted prices for identical or similar assets or liabilities in inactive markets (markets in which there are few transactions, the prices are not current, price quotations vary substantially over time or among market makers, or in which little information is released publicly); and valuations based on other significant inputs that are observable in active markets. The Company's Level 2 financial instruments include corporate and municipal fixed maturity securities, asset-backed securities, mortgage-backed securities and non-affiliated common stocks priced using observable inputs. Level 2 inputs include benchmark yields, reported trades, corroborated broker/dealer quotes, issuer spreads and benchmark securities. When non-binding broker quotes can be corroborated by comparison to similar securities priced using observable inputs, they are classified as Level 2.  
  
Level 3 - Valuations derived from market valuation techniques generally consistent with those used to estimate the fair value of Level 2 financial instruments in which one or more significant inputs are unobservable or when the market for a security exhibits significantly less liquidity relative to markets supporting Level 2 fair value measurements. The unobservable inputs may include management's own assumptions about the assumptions market participants would use based on the best information available at the valuation date. The Company's Level 3 is comprised of financial instruments whose fair value is estimated based on non-binding broker quotes or internally developed using significant inputs not based on, or corroborated by, observable market information.  
  
The Company's investment manager, AMMC, is responsible for the valuation process and uses data from outside sources (including nationally recognized pricing services and broker/dealers) in establishing fair value. Valuation techniques utilized by pricing services and prices obtained from external sources are reviewed by AMMC's internal investment professionals who are familiar with the securities being priced and the markets in which they trade to ensure the fair value determination is representative of an exit price. To validate the appropriateness of the prices obtained, these investment managers consider widely published indices (as benchmarks), recent trades, changes in interest rates, general economic conditions and the credit quality of the specific issuers. In addition, AMMC communicates directly with the pricing service regarding the methods and assumptions used in pricing, including verifying, on a test basis, the inputs used by the service to value specific securities.  
  
The Company does not have any assets carried at fair value.

(2) Fair Value Measurements in (Level 3) of the Fair Value Hierarchy  
The Company does not have any Level 3 securities carried at fair value.

(3) Policies when Transfers Between Levels are Recognized  
The Company recognizes and records the transfer of securities into and out of Level 3 due to changes in availability of market observable inputs.

(4) Description of Valuation Techniques and Inputs Used in Fair Value Measurement  
See narrative above in Note 20A (1).

NOTES TO FINANCIAL STATEMENTS

(5) Fair Value Disclosures  
Not applicable

B. Fair Value Reporting under SSAP 100 and Other Accounting Pronouncements  
The Company has no additional fair value disclosures.

C. Fair Value Level  
The table below reflects the fair values and admitted values of all admitted assets and liabilities that are financial instruments excluding those accounted for under the equity method (subsidiaries, joint ventures, partnerships and limited liability corporations). The fair values are also categorized into the three-level fair value hierarchy as described above in Note 20A.

Type of Financial Instrument	Aggregate Fair Value	Admitted Assets	(Level 1)	(Level 2)	(Level 3)	Net Asset Value (NAV)	Not Practicable (Carrying Value)
US Government and governmental agencies	\$ 1,374,617	\$ 1,342,385	\$ 1,374,617	\$ 0	\$ 0	\$ 0	\$ 0
State, municipalities, and political subdivisions	\$ 7,819,514	\$ 7,539,835	\$ 0	\$ 7,713,664	\$ 105,850	\$ 0	\$ 0
Residential MBS	\$ 1,736,171	\$ 1,693,249	\$ 0	\$ 1,736,171	\$ 0	\$ 0	\$ 0
Collateralized loan obligations	\$ 998,420	\$ 995,423	\$ 0	\$ 998,420	\$ 0	\$ 0	\$ 0
Asset backed securities	\$ 3,515,159	\$ 3,386,897	\$ 0	\$ 3,515,159	\$ 0	\$ 0	\$ 0
All other bonds	\$ 1,844,675	\$ 1,798,810	\$ 0	\$ 1,844,675	\$ 0	\$ 0	\$ 0
Cash and short term investments	\$ 3,071,415	\$ 3,071,415	\$ 3,071,415	\$ 0	\$ 0	\$ 0	\$ 0

D. Not Practicable to Estimate Fair Value  
The Company has no financial instruments that fall under this classification.

E. NAV Practical Expedient Investments  
Not applicable

Note 21 – Other Items

A. Unusual or Infrequent Items  
Not applicable

B. Troubled Debt Restructuring Debtors  
Not applicable

C. Other Disclosures  
None

D. Business Interruption Insurance Recoveries  
Not applicable

E. State Transferable and Non-Transferable Tax Credits  
The Company does not have any State Transferable or Non-Transferable Tax Credits.

F. Subprime Mortgage-Related Risk Exposure

(1) Description of the Subprime-Mortgage-Related Exposure and Related Risk Management Policies  
Included in determining the Company's exposure to sub-prime mortgage loans are the debt and equity securities of companies whose principal business includes the origination, securitization, providing of mortgage insurance on, investment in or management of sub-prime mortgage loans. Also included in such determination are those residential mortgage backed securities and collateral debt obligations in which the ultimate collateral supporting anticipated cash flows are sub-prime mortgage loans. In general, we limit the company's purchases of sub-prime residential mortgage backed securities to those securities with AAA ratings and whose underlying collateral is fixed-rate (as opposed to adjustable rate).

(2) Direct Exposure Through Investments in Subprime Mortgage Loans  
The Company does not have any investments with direct exposure in subprime mortgage loans.

(3) Direct Exposure Through Other Investments  
The Company does not have any investments with indirect exposure in subprime mortgage loans.

(4) Underwriting Exposure to Subprime Mortgage Risk Through Mortgage Guaranty or Financial Guaranty Insurance Coverage  
The Company has no net underwriting exposure to subprime mortgage risk through Mortgage Guaranty coverage, Financial Guaranty coverage, Directors and Officers liability coverage, or Errors and Omissions liability coverage, as a result of its pooling agreement (See Note 26).

G. Insurance-Linked Securities (ILS) Contracts  
Not applicable

H. The Amount that Could be Realized on Life Insurance Where the Reporting Entity is Owner and Beneficiary or has Otherwise Obtained Rights to Control the Policy  
Not applicable

Note 22 – Events Subsequent

There have been no events subsequent to December 31, 2020, which the Company believes will have a material effect on the financial condition of the Company.

Note 23 – Reinsurance

A. Unsecured Reinsurance Recoverables  
The Company has no unsecured aggregate reinsurance recoverable due from its Parent that exceeds 3% of its policyholders' surplus, as a result of its intercompany reinsurance pooling agreement.

B. Reinsurance Recoverable in Dispute  
The Company does not have any reinsurance recoverables in dispute.

NOTES TO FINANCIAL STATEMENTS

C. Reinsurance Assumed and Ceded

(1) Maximum Amount of Return Commission

The Company's maximum amount of return commission due as a result of cancellation as of December 31, 2020, of all reinsurance agreements would be:

	Assumed Reinsurance		Ceded Reinsurance		Net	
	Premium Reserve	Commission Equity	Premium Reserve	Commission Equity	Premium Reserve	Commission Equity
a. Affiliates	\$ 0	\$ 0	\$ 0	\$ 0	\$ 0	\$ 0
b. All Other	0	0	0	0	0	0
c. Total	\$ 0	\$ 0	\$ 0	\$ 0	\$ 0	\$ 0

d. Direct Unearned Premium Reserves	\$ 0
-------------------------------------	------

(2) Additional or Return Commission

	Direct	Assumed	Ceded	Net
a. Contingent commission	\$ 0	\$ 0	\$ 0	\$ 0
b. Sliding scale adjustments	0	0	0	0
c. Other profit commission arrangements	0	0	0	0
d. Total	\$ 0	\$ 0	\$ 0	\$ 0

(3) Types of Risks Attributed to Protected Cell

The Company does not have any protected cells.

D. Uncollectible Reinsurance

The Company has not written off any uncollectible reinsurance during the current year.

E. Commutation of Ceded Reinsurance

The Company was not involved in commutation of ceded reinsurance during the current year.

F. Retroactive Reinsurance

The Company has no retroactive reinsurance agreements in force, as a result of its pooling agreement (See Note 26).

G. Reinsurance Accounted for as a Deposit

The Company was not involved in any reinsurance agreements requiring deposit accounting.

H. Disclosures for the Transfer of Property and Casualty Run-off Agreements

The Company has not entered into any property and casualty run-off agreements.

I. Certified Reinsurer Rating Downgraded or Status Subject to Revocation

Not applicable

J. Reinsurance Agreements Qualifying for Reinsurer Aggregation

Not applicable

K. Reinsurance Credits

Not applicable

Note 24 – Retrospectively Rated Contracts and Contracts Subject to Redetermination

The Company does not have any accrued retrospectively rated contracts reported as admitted assets, as a result of its pooling agreement (See Note 26).

Note 25 – Change in Incurred Losses and Loss Adjustment Expenses

The Company has no net loss and loss adjustment expense reserves, as a result of its pooling agreement (See Note 26).

Note 26 – Intercompany Pooling Arrangements

A.

Identification of the Lead Entity and all Affiliated Entities Participating in the Intercompany Pool

The Company and certain affiliates maintain a reinsurance pooling agreement with GAIC. The effect of the pooling agreement is to transfer all direct and assumed insurance liabilities of the participating companies to GAIC. GAIC retains 100% of the pooled business, as illustrated below:

<u>Lead Entity and all Affiliated Entities</u>	NAIC Company <u>Code</u>	<u>Pooling</u> <u>Percentage</u>
Great American Insurance Company	16691	100.0%
American Empire Insurance Company	37990	0%
American Empire Surplus Lines Insurance Company	35351	0%
Great American Alliance Insurance Company	26832	0%
Great American Assurance Company	26344	0%
Great American Casualty Insurance Company	39896	0%
Great American Contemporary Insurance Company	10646	0%
Great American E & S Insurance Company	37532	0%
Great American Fidelity Insurance Company	41858	0%
Great American Insurance Company of New York	22136	0%
Great American Protection Insurance Company	38580	0%
Great American Security Insurance Company	31135	0%
Great American Spirit Insurance Company	33723	0%

B.

Description of Lines and Types of Business Subject to the Pooling Agreement

All lines of business are subject to the pooling agreement.

NOTES TO FINANCIAL STATEMENTS

- C. Description of Cessions to Non-Affiliated Reinsurance Subject to Pooling Agreement  
GAIC's net underwriting results are determined after making cessions to various other affiliated and non-affiliated reinsurers under terms of other reinsurance agreements. These cessions are made subsequent to the pooling of business from the pool members to GAIC.
- D. Identification of all Pool Members that are Parties to Reinsurance Agreements with Non-Affiliated Reinsurers  
GAIC is party to reinsurance agreements with affiliated and non-affiliated reinsurers covering business subject to the pooling agreement. GAIC has a contractual right of recovery under such reinsurance agreements.
- E. Explanation of Discrepancies Between Entries of Pooled Business  
There are no discrepancies between entries regarding pooled business on the assumed and ceded reinsurance schedules of the Company and the corresponding entries on the assumed and ceded reinsurance schedules of other pool participants.
- F. Description of Intercompany Sharing  
The Provision for Reinsurance (Schedule F, Part 3) is recorded by GAIC and is not shared with the other pool participants. Uncollectible reinsurance balances which are written off are subject to the terms of the pooling agreement.
- G. Amounts Due To/From Lead Entity and all Affiliated Entities Participating in the Intercompany Pool  
As of December 31, 2020, there are no amounts outstanding that are due to/from GAIC and all other pooling participants as a result of the pooling agreement.

**Note 27 – Structured Settlements**

The Company does not purchase annuities for which the claimant is payee but for which the Company is contingently liable.

**Note 28 – Health Care Receivables**

Not applicable

**Note 29 – Participating Policies**

Not applicable

**Note 30 – Premium Deficiency Reserves**

As of December 31 of the current year, the Company does not have any premium deficiency reserves.

1. Liability carried for premium deficiency reserve: 

\$0
2. Date of most recent evaluation of this liability: 

December 31, 2020
3. Was anticipated investment income utilized in the calculation? 

Yes [ ] No [ X ]

**Note 31 – High Deductibles**

The Company's high deductible balances are carried on GAIC, as a result of its pooling agreement (See Note 26).

**Note 32 – Discounting of Liabilities for Unpaid Losses or Unpaid Loss Adjustment Expenses**

The Company does not discount liabilities for unpaid losses or unpaid loss adjustment expenses.

**Note 33 – Asbestos/Environmental Reserves**

The Company does not have any net exposure for asbestos or environmental claims, as a result of its pooling agreement (See Note 26).

**Note 34 – Subscriber Savings Accounts**

Not applicable

**Note 35 – Multiple Peril Crop Insurance**

The Company has no net exposure for multiple peril crop insurance, as a result of its pooling agreement (See Note 26).

**Note 36 – Financial Guaranty Insurance**

The Company does not write financial guaranty insurance.



GENERAL INTERROGATORIES

PART 1 - COMMON INTERROGATORIES

GENERAL

1.1

Is the reporting entity a member of an Insurance Holding Company System consisting of two or more affiliated persons, one or more of which is an insurer?  
If yes, complete Schedule Y, Parts 1, 1A and 2.

Yes [ X ]    No [   ]

1.2

If yes, did the reporting entity register and file with its domiciliary State Insurance Commissioner, Director or Superintendent or with such regulatory official of the state of domicile of the principal insurer in the Holding Company System, a registration statement providing disclosure substantially similar to the standards adopted by the National Association of Insurance Commissioners (NAIC) in its Model Insurance Holding Company System Regulatory Act and model regulations pertaining thereto, or is the reporting entity subject to standards and disclosure requirements substantially similar to those required by such Act and regulations?

Yes [ X ]    No [   ]    N/A [   ]

1.3

State regulating?    Ohio

1.4

Is the reporting entity publicly traded or a member of publicly traded group?

Yes [ X ]    No [   ]

1.5

If the response to 1.4 is yes, provide the CIK (Central Index Key) code issued by the SEC for the entity/group.

0001042046

2.1

Has any change been made during the year of this statement in the charter, by-laws, articles of incorporation, or deed of settlement of the reporting entity?

Yes [   ]    No [ X ]

2.2

If yes, date of change:

3.1

State as of what date the latest financial examination of the reporting entity was made or is being made.

12/31/2016

3.2

State the as of date that the latest financial examination report became available from either the state of domicile or the reporting entity. This date should be the date of the examined balance sheet and not the date the report was completed or released.

12/31/2016

3.3

State as of what date the latest financial examination report became available to other states or the public from either the state of domicile or the reporting entity. This is the release date or completion date of the examination report and not the date of the examination (balance sheet date).

02/26/2018

3.4

By what department or departments?  
Ohio Department of Insurance

3.5

Have all financial statement adjustments within the latest financial examination report been accounted for in a subsequent financial statement filed with departments?

Yes [   ]    No [   ]    N/A [ X ]

3.6

Have all of the recommendations within the latest financial examination report been complied with?

Yes [   ]    No [   ]    N/A [ X ]

4.1

During the period covered by this statement, did any agent, broker, sales representative, non-affiliated sales/service organization or any combination thereof under common control (other than salaried employees of the reporting entity) receive credit or commissions for or control a substantial part (more than 20 percent of any major line of business measured on direct premiums) of:

4.11

sales of new business?

Yes [   ]    No [ X ]

4.12

renewals?

Yes [   ]    No [ X ]

4.2

During the period covered by this statement, did any sales/service organization owned in whole or in part by the reporting entity or an affiliate, receive credit or commissions for or control a substantial part (more than 20 percent of any major line of business measured on direct premiums) of:

4.21

sales of new business?

Yes [   ]    No [ X ]

4.22

renewals?

Yes [   ]    No [ X ]

5.1

Has the reporting entity been a party to a merger or consolidation during the period covered by this statement?  
If the answer is YES, complete and file the merger history data file with the NAIC.

Yes [   ]    No [ X ]

5.2

If yes, provide the name of entity, NAIC company code, and state of domicile (use two letter state abbreviation) for any entity that has ceased to exist as a result of the merger or consolidation.

1	2	3
Name of Entity	NAIC Company Code	State of Domicile
	0	

6.1

Has the reporting entity had any Certificates of Authority, licenses or registrations (including corporate registration, if applicable) suspended or revoked by any governmental entity during the reporting period?

Yes [   ]    No [ X ]

6.2

If yes, give full information:  
Not applicable

7.1

Does any foreign (non-United States) person or entity directly or indirectly control 10% or more of the reporting entity?

Yes [   ]    No [ X ]

7.2

If yes,

7.21

State the percentage of foreign control

0.0%

7.22

State the nationality(s) of the foreign person(s) or entity(s); or if the entity is a mutual or reciprocal, the nationality of its manager or attorney-in-fact and identify the type of entity(s) (e.g., individual, corporation, government, manager or attorney-in-fact).

1	2
Nationality	Type of Entity

8.1

Is the company a subsidiary of a bank holding company regulated with the Federal Reserve Board?

Yes [   ]    No [ X ]

8.2

If response to 8.1 is yes, please identify the name of the bank holding company.  
Not applicable

8.3

Is the company affiliated with one or more banks, thrifts or securities firms?

Yes [ X ]    No [   ]

8.4

If the response to 8.3 is yes, please provide below the names and locations (city and state of the main office) of any affiliates regulated by a federal financial regulatory services agency [i.e. the Federal Reserve Board (FRB), the Office of the Comptroller of the Currency (OCC), the Federal Deposit Insurance Corporation (FDIC) and the Securities Exchange Commission (SEC)] and identify the affiliate's primary federal regulator.

1	2	3	4	5	6
Affiliate Name	Location (City, State)	FRB	OCC	FDIC	SEC
American Money Management Corporation	Cincinnati, OH	NO	NO	NO	YES
Great American Advisors, Inc.	Cincinnati, OH	NO	NO	NO	YES

9.

What is the name and address of the independent certified public accountant or accounting firm retained to conduct the annual audit?  
Ernst & Young LLP, 221 East 4th Street, Suite 2900, Cincinnati, OH 45202

10.1

Has the insurer been granted any exemptions to the prohibited non-audit services provided by the certified independent public accountant requirements as allowed in Section 7H of the Annual Financial Reporting Model Regulation (Model Audit Rule), or substantially similar state law or regulation?

Yes [   ]    No [ X ]

10.2

If the response to 10.1 is yes, provide information related to this exemption:  
Not applicable

10.3

Has the insurer been granted any exemptions related to other requirements of the Annual Financial Reporting Model Regulation as allowed for in Section 18A of the Model Regulation, or substantially similar state law or regulation?

Yes [   ]    No [ X ]

10.4

If the response to 10.3 is yes, provide information related to this exemption:

GENERAL INTERROGATORIES

PART 1 - COMMON INTERROGATORIES

Not applicable

10.5Has the reporting entity established an Audit Committee in compliance with the domiciliary state insurance laws?Yes [ ]No [X]N/A [ ]

10.6If the response to 10.5 is no or n/a, please explain:  
The Audit Committee of American Financial Group, Inc., the Company's SOX compliant ultimate parent, is deemed to serve as the Company's Audit Committee for the purposes of compliance with Ohio insurance law.

11.What is the name, address and affiliation (officer/employee of the reporting entity or actuary/consultant associated with an actuarial consulting firm) of the individual providing the statement of actuarial opinion/certification?  
Lisa A. Hays, FCAS, MAAA, Vice President and Actuary of the Company, 301 E Fourth Street, Cincinnati, OH 45202

12.1Does the reporting entity own any securities of a real estate holding company or otherwise hold real estate indirectly?Yes [ ]No [X]

12.11Name of real estate holding companyNot applicable

12.12Number of parcels involved0

12.13Total book/adjusted carrying value\$0

12.2If yes, provide explanation  
Not applicable

13.FOR UNITED STATES BRANCHES OF ALIEN REPORTING ENTITIES ONLY:

13.1What changes have been made during the year in the United States manager or the United States trustees of the reporting entity?

13.2Does this statement contain all business transacted for the reporting entity through its United States Branch on risks wherever located?Yes [ ]No [ ]

13.3Have there been any changes made to any of the trust indentures during the year?Yes [ ]No [ ]

13.4If answer to (13.3) is yes, has the domiciliary or entry state approved the changes?Yes [ ]No [ ]N/A [ ]

14.1Are the senior officers (principal executive officer, principal financial officer, principal accounting officer or controller, or persons performing similar functions) of the reporting entity subject to a code of ethics, which includes the following standards?Yes [X]No [ ]

14.1(a)Honest and ethical conduct, including the ethical handling of actual or apparent conflicts of interest between personal and professional relationships;

14.1(b)Full, fair, accurate, timely and understandable disclosure in the periodic reports required to be filed by the reporting entity;

14.1(c)Compliance with applicable governmental laws, rules and regulations;

14.1(d)The prompt internal reporting of violations to an appropriate person or persons identified in the code; and

14.1(e)Accountability for adherence to the code.

14.11If the response to 14.1 is no, please explain:  
Not applicable

14.2Has the code of ethics for senior managers been amended?Yes [ ]No [X]

14.21If the response to 14.2 is yes, provide information related to amendment(s).  
Not applicable

14.3Have any provisions of the code of ethics been waived for any of the specified officers?Yes [ ]No [X]

14.31If the response to 14.3 is yes, provide the nature of any waiver(s).  
Not applicable

15.1Is the reporting entity the beneficiary of a Letter of Credit that is unrelated to reinsurance where the issuing or confirming bank is not on the SVO Bank List?Yes [ ]No [X]

15.2If the response to 15.1 is yes, indicate the American Bankers Association (ABA) Routing Number and the name of the issuing or confirming bank of the Letter of Credit and describe the circumstances in which the Letter of Credit is triggered.

1 American Bankers Association (ABA) Routing Number	2 Issuing or Confirming Bank Name	3 Circumstances That Can Trigger the Letter of Credit	4 Amount
0			\$0

BOARD OF DIRECTORS

16.Is the purchase or sale of all investments of the reporting entity passed upon either by the Board of Directors or a subordinator committee thereof?Yes [X]No [ ]

17.Does the reporting entity keep a complete permanent record of the proceedings of its Board of Directors and all subordinate committees thereof?Yes [X]No [ ]

18.Has the reporting entity an established procedure for disclosure to its Board of Directors or trustees of any material interest or affiliation on the part of any of its officers, directors, trustees or responsible employees that is in conflict or is likely to conflict with the official duties of such person?Yes [X]No [ ]

FINANCIAL

19.Has this statement been prepared using a basis of accounting other than Statutory Accounting Principles (e.g., Generally Accepted Accounting Principles)?Yes [ ]No [X]

20.1Total amount loaned during the year (inclusive of Separate Accounts, exclusive of policy loans):

20.11To directors or other officers\$0

20.12To stockholders not officers\$0

20.13Trustees, supreme or grand (Fraternal only)\$0

20.2Total amount of loans outstanding at the end of year (inclusive of Separate Accounts, exclusive of policy loans):

20.21To directors or other officers\$0

20.22To stockholders not officers0

20.23Trustees, supreme or grand (Fraternal only)0

21.1Were any assets reported in this statement subject to a contractual obligation to transfer to another party without the liability for such obligation being reporting in the statement?Yes [ ]No [X]

21.2If yes, state the amount thereof at December 31 of the current year:

21.21Rented from others\$0

21.22Borrowed from others\$0

21.23Leased from others\$0

21.24Other\$0

22.1Does this statement include payments for assessments as described in the Annual Statement Instructions other than guaranty fund or guaranty association assessments?Yes [ ]No [X]

22.2If answer is yes:

22.21Amount paid as losses or risk adjustment\$0

22.22Amount paid as expenses\$0

22.23Other amounts paid\$0

15.1

GENERAL INTERROGATORIES

PART 1 - COMMON INTERROGATORIES

23.1	Does the reporting entity report any amounts due from parent, subsidiaries or affiliates on Page 2 of this statement?	Yes [ <input type="checkbox"/> ]	No [ <input checked="" type="checkbox"/> X ]
23.2	If yes, indicate any amounts receivable from parent included in the Page 2 amount:	\$	0

INVESTMENT

24.01	Were all the stocks, bonds and other securities owned December 31 of current year, over which the reporting entity has exclusive control, in the actual possession of the reporting entity on said date (other than securities lending programs addressed in 24.03)?	Yes [ X ]	No [ ]									
24.02	If no, give full and complete information, relating thereto: <u>Not applicable</u>											
24.03	For securities lending programs, provide a description of the program including value for collateral and amount of loaned securities, and whether collateral is carried on or off-balance sheet (an alternative is to reference Note 17 where this information is also provided). <u>The Company does not engage in securities lending.</u>											
24.04	For the reporting entity's securities lending program, report amount of collateral for conforming programs as outlined in the Risk-Based Capital Instructions.	\$	0									
24.05	For the reporting entity's securities lending program, report amount of collateral for other programs.	\$	0									
24.06	Does your securities lending program require 102% (domestic securities) and 105% (foreign securities) from the counterparty at the outset of the contract?	Yes [ ]	No [ ] N/A [ X ]									
24.07	Does the reporting entity non-admit when the collateral received from the counterparty falls below 100%?	Yes [ ]	No [ ] N/A [ X ]									
24.08	Does the reporting entity or the reporting entity's securities lending agent utilize the Master Securities Lending Agreement (MSLA) to conduct securities lending?	Yes [ ]	No [ ] N/A [ X ]									
24.09	For the reporting entity's securities lending program, state the amount of the following as of December 31 of the current year:											
24.091	Total fair value of reinvested collateral assets reported on Schedule DL, Parts 1 and 2:	\$	0									
24.092	Total book adjusted/carrying value of reinvested collateral assets reported on Schedule DL, Parts 1 and 2:	\$	0									
24.093	Total payable for securities lending reported on the liability page:	\$	0									
25.1	Were any of the stocks, bonds or other assets of the reporting entity owned at December 31 of the current year not exclusively under the control of the reporting entity or has the reporting entity sold or transferred any assets subject to a put option contract that is current in force? (Exclude securities subject to Interrogatory 21.1 and 24.03.)	Yes [ X ]	No [ ]									
25.2	If yes, state the amount thereof at December 31 of the current year:											
25.21	Subject to repurchase agreements	\$	0									
25.22	Subject to reverse repurchase agreements	\$	0									
25.23	Subject to dollar repurchase agreements	\$	0									
25.24	Subject to reverse dollar repurchase agreements	\$	0									
25.25	Placed under option agreements	\$	0									
25.26	Letter stock or securities restricted as sale – excluding FHLB Capital Stock	\$	0									
25.27	FHLB Capital Stock	\$	0									
25.28	On deposit with states	\$	5,009,624									
25.29	On deposit with other regulatory bodies	\$	0									
25.30	Pledged as collateral – excluding collateral pledged to an FHLB	\$	0									
25.31	Pledged as collateral to FHLB – including assets backing funding agreements	\$	0									
25.32	Other	\$	0									
25.3	For category (25.26) provide the following:											
	<table><tr><th>1</th><th>2</th><th>3</th></tr><tr><th>Nature of Restriction</th><th>Description</th><th>Amount</th></tr><tr><td></td><td></td><td>\$ 0</td></tr></table>	1	2	3	Nature of Restriction	Description	Amount			\$ 0		
1	2	3										
Nature of Restriction	Description	Amount										
		\$ 0										
26.1	Does the reporting entity have any hedging transactions reported on Schedule DB?	Yes [ ]	No [ X ]									
26.2	If yes, has a comprehensive description of the hedging program been made available to the domiciliary state? If no, attach a description with this statement.	Yes [ ]	No [ ] N/A [ X ]									

Lines 26.3 through 26.5: FOR LIFE/FRATERNAL REPORTING ENTITIES ONLY:

26.3

Does the reporting entity utilize derivatives to hedge variable annuity guarantees subject to fluctuations as a results of interest rate sensitivity?

Yes [ ] No [ ]

26.4

If the response to 26.3 is yes, does the reporting entity utilize:

26.41

Special accounting provision of SSAP No. 108

Yes [ ] No [ ]

26.42

Permitted accounting practice

Yes [ ] No [ ]

26.43

Other accounting guidance

Yes [ ] No [ ]

26.5

By responding yes to 26.41 regarding utilizing the special accounting provisions of SSAP No. 108, the reporting entity attests to the following:

Yes [ ] No [ ]

•

The reporting entity has obtained explicit approval from the domiciliary state.

•

Hedging strategy subject to the special accounting provisions is consistent with the requirements of VM-21.

•

Actuarial certification has been obtained which indicates that the hedging strategy is incorporated within the establishment of VM-21 reserves and provides the impact of the hedging strategy within the Actuarial Guidance Conditional Tail Expectation Amount.

•

Financial Officer Certification has been obtained which indicates that the hedging strategy meets the definition of a Clearly Defined Hedging Strategy within VM-21 and the Clearly Defined Hedging Strategy is the hedging strategy being used by the company in its actual day-to-day risk mitigation efforts.

27.1

Were any preferred stocks or bonds owned as of December 31 of the current year mandatorily convertible into equity, or, at the option of the issuer, convertible into equity?

Yes [ ] No [ X ]

27.2

If yes, state the amount thereof at December 31 of the current year:

\$ 0

28.

Excluding items in Schedule E-Part 3-Special Deposits, real estate, mortgage loans and investments held physically in the reporting entity's offices, vaults or safety deposit boxes, were all stocks, bonds and other securities, owned throughout the current year held pursuant to a custodial agreement with a qualified bank or trust company in accordance with Section 1, III - General Examination Considerations, F. Outsourcing of Critical Functions, Custodial or Safekeeping Agreements of the NAIC *Financial Condition Examiners Handbook*?

Yes [ X ] No [ ]

28.01

For agreements that comply with the requirements of the NAIC *Financial Condition Examiners Handbook*, complete the following:

1	2
Name of Custodian(s)	Custodian's Address
The Bank of New York Mellon	1 Wall Street, New York, NY 10286

GENERAL INTERROGATORIES

PART 1 - COMMON INTERROGATORIES

28.02

For all agreements that do not comply with the requirements of the NAIC *Financial Condition Examiners Handbook*, provide the name, location and a complete explanation

1	2	3		
Name(s)	Location(s)	Complete Explanation(s)		

28.03

Have there been any changes, including name changes, in the custodian(s) identified in 28.01 during the current year?

Yes [ ] No [X]

28.04

If yes, give full and complete information relating thereto:

1	2	3	4
Old Custodian	New Custodian	Date of Change	Reason

28.05

Investment management – Identify all investment advisors, investment managers, broker/dealers, including individuals that have the authority to make investment decisions on behalf of the reporting entity. For assets that are managed internally by employees of the reporting entity, note as such. ["...that have access to the investment accounts", "... handle securities"].

1	2
Name of Firm or Individual	Affiliation
American Money Management Corporation	A

28.0597

For those firms/individuals listed in the table for Question 28.05, do any firms/individuals unaffiliated with the reporting entity (i.e. designated with a "U") manage more than 10% of the reporting entity's invested assets?

Yes [ ] No [X]

28.0598

For firms/individuals unaffiliated with the reporting entity (i.e. designated with a "U") listed in the table for Question 28.05, does the total assets under management aggregate to more than 50% of the reporting entity's invested assets?

Yes [ ] No [X]

28.06

For those firms or individuals listed in the table for 28.05 with an affiliation code of "A" (affiliated) or "U" (unaffiliated), provide the information for the table below.

1	2	3	4	5
Central Registration Depository Number	Name of Firm or Individual	Legal Entity Identifier (LEI)	Registered With	Investment Management Agreement (IMA) Filed
161853	American Money Management Corporation	54930048Y5TQDRCSM84	SEC	DS

29.1

Does the reporting entity have any diversified mutual funds reported in Schedule D-Part 2 (diversified according to the Securities and Exchange Commission (SEC) in the Investment Company Act of 1940 [Section 5 (b) (1)])?

Yes [ ] No [X]

29.2

If yes, complete the following schedule:

1	2	3
CUSIP	Name of Mutual Fund	Book/Adjusted Carrying Value
		\$ 0
29.2999 TOTAL		\$ 0

29.3

For each mutual fund listed in the table above, complete the following schedule:

1	2	3	4
Name of Mutual Fund (from above table)	Name of Significant Holding of the Mutual Fund	Amount of Mutual Fund's Book/Adjusted Carrying Value Attributable to the Holding	Date of Valuation
		\$ 0	

30.

Provide the following information for all short-term and long-term bonds and all preferred stocks. Do not substitute amortized value or statement value for fair value.

	1	2	3	
	Statement (Admitted) Value	Fair Value	Excess of Statement over Fair Value (-), or Fair Value over Statement (+)	
30.1	Bonds	\$ 16,756,599	\$ 17,288,556	\$ 531,957
30.2	Preferred Stocks	\$ 0	\$ 0	\$ 0
30.3	Totals	\$ 16,756,599	\$ 17,288,556	\$ 531,957

30.4

Describe the sources or methods utilized in determining the fair values:

Fair values for bonds and preferred stocks are determined by internal investment professionals at American Money Management Corporation (the manager of the Company's investment portfolio) using data from nationally recognized pricing services, broker quotes and available trade information. When data from these sources is not available (typically less than 1% of the portfolio), prices are developed internally by the investment professionals using widely published indices (as benchmarks), interest rates, issuer spreads, credit quality of the specific issuer and general economic conditions.

31.1

Was the rate used to calculate fair value determined by a broker or custodian for any of the securities in Schedule D?

Yes [X] No [ ]

31.2

If the answer to 31.1 is yes, does the reporting entity have a copy of the broker's or custodian's pricing policy (hard copy or electronic copy) for all brokers or custodians used as a pricing source?

Yes [ ] No [X]

31.3

If the answer to 31.2 is no, describe the reporting entity's process for determining a reliable pricing source for purposes of disclosure of fair value for Schedule D:

For the securities that were priced using broker prices, American Money Management Corporation obtains data from brokers that are familiar with the securities being priced and the markets in which they trade.

32.1

Have all the filing requirements of the *Purposes and Procedures Manual of the NAIC Investment Analysis Office* been followed?

Yes [X] No [ ]

32.2

If no, list exceptions:

Not applicable

33.

By self-designating 5GI securities, the reporting entity is certifying the following elements for each self-designation 5GI security:

a.

Documentation necessary to permit a full credit analysis of the security does not exist or an NAIC CRP credit rating for an FE or PL security is not available.

b.

Issuer or obligor is current on all contracted interest and principal payments.

c.

The insurer has an actual expectation of ultimate payment of all contracted interest and principal.

Has the reporting entity self-designated 5GI securities?

Yes [ ] No [X]

34.

By self-designating PLGI securities, the reporting entity is certifying the following elements of each self-designated PLGI security:

a.

The security was purchased prior to January 1, 2018.

b.

The reporting entity is holding capital commensurate with the NAIC Designation reported for the security.



GENERAL INTERROGATORIES

PART 2 – PROPERTY & CASUALTY INTERROGATORIES

1.1

Does the reporting entity have any direct Medicare Supplement Insurance in force?

Yes [ ]

No [X]

1.2

If yes, indicate premium earned on U.S. business only.

\$

0

1.3

What portion of Item (1.2) is not reported on the Medicare Supplement Insurance Experience Exhibit?

\$

0

1.31

Reason for excluding:  
Not applicable

1.4

Indicate amount of earned premium attributable to Canadian and/or Other Alien not included in Item (1.2) above.

\$

0

1.5

Indicate total incurred claims on all Medicare Supplement insurance.

\$

0

1.6

Individual policies:  
Most current three years:

1.61

Total premium earned

\$

0

1.62

Total incurred claims

\$

0

1.63

Number of covered lives

0

All years prior to most current three years:

1.64

Total premium earned

\$

0

1.65

Total incurred claims

\$

0

1.66

Number of covered lives

0

1.7

Group policies:  
Most current three years:

1.71

Total premium earned

\$

0

1.72

Total incurred claims

\$

0

1.73

Number of covered lives

0

All years prior to most current three years:

1.74

Total premium earned

\$

0

1.75

Total incurred claims

\$

0

1.76

Number of covered lives

0

2.

Health Test:

1

Current Year

2

Prior Year

2.1

Premium Numerator

\$

0

2.2

Premium Denominator

\$

0

2.3

Premium Ratio (2.1/2.2)

0.0%

2.4

Reserve Numerator

\$

0

2.5

Reserve Denominator

\$

0

2.6

Reserve Ratio (2.4/2.5)

0.0%

3.1

Did the reporting entity issue participating policies during the calendar year?

Yes [ ]

No [X]

3.2

If yes, provide the amount of premium written for participating and/or non-participating policies during the calendar year:

3.21

Participating policies

\$

0

3.22

Non-participating policies

\$

0

4.

FOR MUTUAL REPORTING ENTITIES AND RECIPROCAL EXCHANGES ONLY:

4.1

Does the reporting entity issue assessable policies?

Yes [ ]

No [ ]

4.2

Does the reporting entity issue non-assessable policies?

Yes [ ]

No [ ]

4.3

If assessable policies are issued, what is the extent of the contingent liability of the policyholders?

0.0%

4.4

Total amount of assessments paid or ordered to be paid during the year on deposit notes or contingent premiums.

\$

0

5.

FOR RECIPROCAL EXCHANGES ONLY:

5.1

Does the exchange appoint local agents?

Yes [ ]

No [ ]

5.2

If yes, is the commission paid:

5.21

Out of Attorney's-in-fact compensation

Yes [ ]

No [ ]

N/A [ ]

5.22

As a direct expense of the exchange

Yes [ ]

No [ ]

N/A [ ]

5.3

What expenses of the exchange are not paid out of the compensation of the Attorney-in-fact?

5.4

Has any Attorney-in-fact compensation, contingent on fulfillment of certain conditions, been deferred?

Yes [ ]

No [ ]

5.5

If yes, give full information:

6.1

What provision has this reporting entity made to protect itself from an excessive loss in the event of a catastrophe under a workers' compensation contract issued without limit of loss?  
Reinsured by Great American Insurance Company - See Note 26.

6.2

Describe the method used to estimate this reporting entity's probable maximum insurance loss, and identify the type of insured exposures comprising that probable maximum loss, the locations of concentrations of those exposures and the external resources (such as consulting firms or computer software models), if any, used in the estimation process:  
Reinsured by Great American Insurance Company - See Note 26.

6.3

What provision has this reporting entity made (such as catastrophic reinsurance program) to protect itself from an excessive loss arising from the types and concentrations of insured exposures comprising its probable maximum property insurance loss?  
Reinsured by Great American Insurance Company - See Note 26.

6.4

Does the reporting entity carry catastrophe reinsurance protection for at least one reinstatement, in an amount sufficient to cover its estimated probable maximum loss attributable to a single loss event or occurrence?

Yes [ ]

No [X]

6.5

If no, describe any arrangements or mechanisms employed by the reporting entity to supplement its catastrophe reinsurance program or to hedge its exposure to uninsured catastrophic loss:  
Traditional property catastrophe reinsurance with one reinstatement is purchased at the lead pooled company level - See Note 26.

7.1

Has the reporting entity reinsured any risk with any other entity under a quota share reinsurance contract that includes a provision that would limit the reinsurer's losses below the stated quota share percentage (e.g., a deductible, a loss ratio corridor, a loss cap, an aggregate limit or any similar provisions)?

Yes [ ]

No [X]

16

GREAT AMERICAN PROTECTION INSURANCE COMPANY  
GENERAL INTERROGATORIES

PART 2 – PROPERTY & CASUALTY INTERROGATORIES

7.2	If yes, indicate the number of reinsurance contracts containing such provisions.	0
7.3	If yes, does the amount of reinsurance credit taken reflect the reduction in quota share coverage caused by any applicable limiting provision(s)?	Yes [ <input type="checkbox"/> ] No [ <input type="checkbox"/> ]
8.1	Has this reporting entity reinsured any risk with any other entity and agreed to release such entity from liability, in whole or in part, from any loss that may occur on this risk, or portion thereof, reinsured?	Yes [ <input type="checkbox"/> ] No [ <input checked="" type="checkbox"/> ]
8.2	If yes, give full information <u>Not applicable</u>	
9.1	Has the reporting entity ceded any risk under any reinsurance contract (or under multiple contracts with the same reinsurer or its affiliates) for which during the period covered by the statement: (i) it recorded a positive or negative underwriting result greater than 5% of prior year-end surplus as regards policyholders or it reported calendar year written premium ceded or year-end loss and loss expense reserves ceded greater than 5% of prior year-end surplus as regards policyholders; (ii) it accounted for that contract as reinsurance and not as a deposit; and (iii) the contract(s) contain one or more of the following features or other features that would have similar results: (a) A contract term longer than two years and the contract is noncancellable by the reporting entity during the contract term; (b) A limited or conditional cancellation provision under which cancellation triggers an obligation by the reporting entity, or an affiliate of the reporting entity, to enter into a new reinsurance contract with the reinsurer, or an affiliate of the reinsurer; (c) Aggregate stop loss reinsurance coverage; (d) A unilateral right by either party (or both parties) to commute the reinsurance contract, whether conditional or not, except for such provisions which are only triggered by a decline in the credit status of the other party; (e) A provision permitting reporting of losses, or payment of losses, less frequently than on a quarterly basis (unless there is no activity during the period); or (f) Payment schedule, accumulating retentions from multiple years or any features inherently designed to delay timing of the reimbursement to the ceding entity?	Yes [ <input type="checkbox"/> ] No [ <input checked="" type="checkbox"/> ]
9.2	Has the reporting entity during the period covered by the statement ceded any risk under any reinsurance contract (or under multiple contracts with the same reinsurer or its affiliates), for which, during the period covered by the statement, it recorded a positive or negative underwriting result greater than 5% of prior year-end surplus as regards policyholders or it reported calendar year written premium ceded or year-end loss and loss expense reserves ceded greater than 5% of prior year-end surplus as regards policyholders; excluding cessions to approved pooling arrangements or to captive insurance companies that are directly or indirectly controlling, controlled by, or under common control with (i) one or more unaffiliated policyholders of the reporting entity, or (ii) an association of which one or more unaffiliated policyholders of the reporting entity is a member where: (a) The written premium ceded to the reinsurer by the reporting entity or its affiliates represents fifty percent (50%) or more of the entire direct and assumed premium written by the reinsurer based on its most recently available financial statement; or (b) Twenty-five percent (25%) or more of the written premium ceded to the reinsurer has been retroceded back to the reporting entity or its affiliates in a separate reinsurance contract.	Yes [ <input type="checkbox"/> ] No [ <input checked="" type="checkbox"/> ]
9.3	If yes to 9.1 or 9.2, please provide the following information in the Reinsurance Summary Supplemental Filing for General Interrogatory 9: (a) The aggregate financial statement impact gross of all such ceded reinsurance contracts on the balance sheet and statement of income; (b) A summary of the reinsurance contract terms and indicate whether it applies to the contracts meeting the criteria in 9.1 or 9.2; and (c) A brief discussion of management’s principle objectives in entering into the reinsurance contract including the economic purpose to be achieved.	
9.4	Except for transactions meeting the requirements of paragraph 36 of SSAP No. 62R, <i>Property and Casualty Reinsurance</i> , has the reporting entity ceded any risk under any reinsurance contract (or multiple contracts with the same reinsurer or its affiliates) during the period covered by the financial statement, and either: (a) Accounted for that contract as reinsurance (either prospective or retroactive) under statutory accounting principles (“SAP”) and as a deposit under generally accepted accounting principles (“GAAP”); or (b) Accounted for that contract as reinsurance under GAAP and as a deposit under SAP?	Yes [ <input type="checkbox"/> ] No [ <input checked="" type="checkbox"/> ]
9.5	If yes to 9.4, explain in the Reinsurance Summary Supplemental Filing for General Interrogatory 9 (Section D) why the contract(s) is treated differently for GAAP and SAP.	
9.6	The reporting entity is exempt from the Reinsurance Attestation Supplement under one or more of the following criteria: (a) The entity does not utilize reinsurance; or, (b) The entity only engages in a 100% quota share contract with an affiliate and the affiliated or lead company has filed an attestation supplement; or (c) The entity has no external cessions and only participates in an intercompany pool and the affiliated or lead company has filed an attestation supplement.	Yes [ <input type="checkbox"/> ] No [ <input checked="" type="checkbox"/> ] Yes [ <input type="checkbox"/> ] No [ <input checked="" type="checkbox"/> ] Yes [ <input checked="" type="checkbox"/> ] No [ <input type="checkbox"/> ]
10.	If the reporting entity has assumed risks from another entity, there should be charged on account of such reinsurances a reserve equal to that which the original entity would have been required to charge had it retained the risks. Has this been done?	Yes [ <input type="checkbox"/> ] No [ <input type="checkbox"/> ] N/A [ <input checked="" type="checkbox"/> ]
11.1	Has the reporting entity guaranteed policies issued by any other entity and now in force?	Yes [ <input type="checkbox"/> ] No [ <input checked="" type="checkbox"/> ]
11.2	If yes, give full information <u>Not applicable</u>	
12.1	If the reporting entity recorded accrued retrospective premiums on insurance contracts on Line 15.3 of the assets schedule, Page 2, state the amount of corresponding liabilities recorded for: 12.11 Unpaid losses 12.12 Unpaid underwriting expenses (including loss adjustment expenses)	\$ 0 \$ 0 \$ 0
12.2	Of the amount on Line 15.3, Page 2, state the amount that is secured by letters of credit, collateral and other funds?	\$ 0
12.3	If the reporting entity underwrites commercial insurance risks, such as workers’ compensation, are premium notes or promissory notes accepted from its insureds covering unpaid premiums and/or unpaid losses?	Yes [ <input type="checkbox"/> ] No [ <input checked="" type="checkbox"/> ] N/A [ <input type="checkbox"/> ]
12.4	If yes, provide the range of interest rates charged under such notes during the period covered by this statement: 12.41 From 12.42 To	0.0% 0.0%
12.5	Are letters of credit or collateral and other funds received from insureds being utilized by the reporting entity to secure premium notes or promissory notes taken by a reporting entity, or to secure any of the reporting entity’s reported direct unpaid loss reserves, including unpaid losses under loss deductible features of commercial policies?	Yes [ <input type="checkbox"/> ] No [ <input checked="" type="checkbox"/> ]
12.6	If yes, state the amount thereof at December 31 of current year: 12.61 Letters of Credit 12.62 Collateral and other funds	\$ 0 \$ 0
13.1	Largest net aggregate amount insured in any one risk (excluding workers’ compensation):	\$ 0
13.2	Does any reinsurance contract considered in the calculation of this amount include an aggregate limit of recovery without also including a reinstatement provision?	Yes [ <input type="checkbox"/> ] No [ <input checked="" type="checkbox"/> ]
13.3	State the number of reinsurance contracts (excluding individual facultative risk certificates, but including facultative programs, automatic facilities or facultative obligatory contracts) considered in the calculation of the amount.	1

GREAT AMERICAN PROTECTION INSURANCE COMPANY  
GENERAL INTERROGATORIES

PART 2 – PROPERTY & CASUALTY INTERROGATORIES

14.1

Is the reporting entity a cedant in a multiple cedant reinsurance contract?

Yes [ ☐ ] No [ ☒ ]

14.2

If yes, please describe the method of allocating and recording reinsurance among the cedants:  
Not applicable

14.3

If the answer to 14.1 is yes, are the methods described in item 14.2 entirely contained in the respective multiple cedant reinsurance contracts?

Yes [ ☐ ] No [ ☐ ]

14.4

If the answer to 14.3 is no, are all the methods described in 14.2 entirely contained in written agreements?

Yes [ ☐ ] No [ ☐ ]

14.5

If the answer to 14.4 is no, please explain:  
Not applicable

15.1

Has the reporting entity guaranteed any financed premium accounts?

Yes [ ☐ ] No [ ☒ ]

15.2

If yes, give full information  
Not applicable

16.1

Does the reporting entity write any warranty business?

Yes [ ☐ ] No [ ☒ ]

If yes, disclose the following information for each of the following types of warranty coverage:

		1		2		3		4		5	
		Direct Losses Incurred		Direct Losses Unpaid		Direct Written Premium		Direct Premium Unearned		Direct Premium Earned	
16.11	Home	\$	0	\$	0	\$	0	\$	0	\$	0
16.12	Products	\$	0	\$	0	\$	0	\$	0	\$	0
16.13	Automobile	\$	0	\$	0	\$	0	\$	0	\$	0
16.14	Other*	\$	0	\$	0	\$	0	\$	0	\$	0

\* Disclose type of coverage:

17.1

Does the reporting entity include amounts recoverable on unauthorized reinsurance in Schedule F-Part 3 that is exempt from the statutory provision for unauthorized reinsurance?

Yes [ ☐ ] No [ ☒ ]

Incurred but not reported losses on contracts in force prior to July 1, 1984, and not subsequently renewed are exempt from the statutory provision for unauthorized reinsurance. Provide the following information for this exemption:

17.11	Gross amount of unauthorized reinsurance in Schedule F-Part 3 exempt from the statutory provision for unauthorized reinsurance	\$	0
17.12	Unfunded portion of Interrogatory 17.11	\$	0
17.13	Paid losses and loss adjustment expenses portion of Interrogatory 17.11	\$	0
17.14	Case reserves portion of Interrogatory 17.11	\$	0
17.15	Incurred but not reported portion of Interrogatory 17.11	\$	0
17.16	Unearned premium portion of Interrogatory 17.11	\$	0
17.17	Contingent commission portion of Interrogatory 17.11	\$	0

18.1

Do you act as a custodian for health savings accounts?

Yes [ ☐ ] No [ ☒ ]

18.2

If yes, please provide the amount of custodial funds held as of the reporting date.

\$

0

18.3

Do you act as an administrator for health savings accounts?

Yes [ ☐ ] No [ ☒ ]

18.4

If yes, please provide the balance of the funds administered as of the reporting date.

\$

0

19.

Is the reporting entity licensed or chartered, registered, qualified, eligible, or writing business in at least 2 states?

Yes [ ☒ ] No [ ☐ ]

19.1

If no, does the reporting entity assume reinsurance business that covers risks residing in at least one state other than the state of domicile of the reporting entity?

Yes [ ☐ ] No [ ☐ ]



GREAT AMERICAN PROTECTION INSURANCE COMPANY  
FIVE-YEAR HISTORICAL DATA

Show amounts in whole dollars only, no cents; show percentages to one decimal place, i.e. 17.6.

	1 2020	2 2019	3 2018	4 2017	5 2016
<b>Gross Premiums Written (Page 8, Part 1B, Cols. 1, 2 &amp; 3)</b>					
1. Liability lines (Lines 11.1, 11.2, 16, 17.1, 17.2, 17.3, 18.1, 18.2, 19.1, 19.2 & 19.3, 19.4).....	0	0	0	0	30,774
2. Property lines (Lines 1, 2, 9, 12, 21 & 26).....	0	0	0	0	0
3. Property and liability combined lines (Lines 3, 4, 5, 8, 22 & 27).....	0	0	0	0	0
4. All other lines (Lines 6, 10, 13, 14, 15, 23, 24, 28, 29, 30 & 34).....	0	0	0	0	0
5. Nonproportional reinsurance lines (Lines 31, 32 & 33).....	0	0	0	0	0
6. Total (Line 35).....	0	0	0	0	30,774
<b>Net Premiums Written (Page 8, Part 1B, Col. 6)</b>					
7. Liability lines (Lines 11.1, 11.2, 16, 17.1, 17.2, 17.3, 18.1, 18.2, 19.1, 19.2 & 19.3, 19.4).....	0	0	0	0	0
8. Property lines (Lines 1, 2, 9, 12, 21 & 26).....	0	0	0	0	0
9. Property and liability combined lines (Lines 3, 4, 5, 8, 22 & 27).....	0	0	0	0	0
10. All other lines (Lines 6, 10, 13, 14, 15, 23, 24, 28, 29, 30 & 34).....	0	0	0	0	0
11. Nonproportional reinsurance lines (Lines 31, 32 & 33).....	0	0	0	0	0
12. Total (Line 35).....	0	0	0	0	0
<b>Statement of Income (Page 4)</b>					
13. Net underwriting gain (loss) (Line 8).....	0	0	0	0	0
14. Net investment gain (loss) (Line 11).....	637,887	569,266	511,338	545,987	578,068
15. Total other income (Line 15).....	0	0	(35)	0	27
16. Dividends to policyholders (Line 17).....	0	0	0	0	0
17. Federal and foreign income taxes incurred (Line 19).....	65,059	82,091	64,437	62,364	52,761
18. Net income (Line 20).....	572,828	487,175	446,866	483,623	525,335
<b>Balance Sheet Lines (Pages 2 and 3)</b>					
19. Total admitted assets excluding protected cell business (Page 2, Line 26, Col. 3).....	19,951,204	21,515,335	21,035,699	21,080,681	22,140,244
20. Premiums and considerations (Page 2, Col. 3):					
20.1 In course of collection (Line 15.1).....	0	0	0	0	0
20.2 Deferred and not yet due (Line 15.2).....	0	0	0	0	0
20.3 Accrued retrospective premiums (Line 15.3).....	0	0	0	0	0
21. Total liabilities excluding protected cell business (Page 3, Line 26).....	1,114	1,000	3,237	500,964	3,465
22. Losses (Page 3, Line 1).....	0	0	0	0	0
23. Loss adjustment expenses (Page 3, Line 3).....	0	0	0	0	0
24. Unearned premiums (Page 3, Line 9).....	0	0	0	0	0
25. Capital paid up (Page 3, Lines 30 & 31).....	3,504,000	3,504,000	3,504,000	3,504,000	3,504,000
26. Surplus as regards policyholders (Page 3, Line 37).....	19,950,090	21,514,335	21,032,462	20,579,717	22,136,779
<b>Cash Flow (Page 5)</b>					
27. Net cash from operations (Line 11).....	536,072	573,429	538,960	572,121	629,554
<b>Risk-Based Capital Analysis</b>					
28. Total adjusted capital.....	19,950,090	21,514,335	21,032,462	20,579,717	22,136,779
29. Authorized control level risk-based capital.....	85,390	93,740	79,188	74,438	98,418
<b>Percentage Distribution of Cash, Cash Equivalents and Invested Assets</b> (Page 2, Col. 3) (Item divided by Page 2, Line 12, Col. 3) x 100.0					
30. Bonds (Line 1).....	84.5	86.1	74.9	69.7	88.0
31. Stocks (Lines 2.1 & 2.2).....	0.0	2.2	2.2	2.2	2.1
32. Mortgage loans on real estate (Lines 3.1 & 3.2).....	0.0	0.0	0.0	0.0	0.0
33. Real estate (Lines 4.1, 4.2 & 4.3).....	0.0	0.0	0.0	0.0	0.0
34. Cash, cash equivalents and short-term investments (Line 5).....	15.5	11.7	22.9	28.0	9.9
35. Contract loans (Line 6).....	0.0	0.0	0.0	0.0	0.0
36. Derivatives (Line 7).....	0.0	0.0	0.0	0.0	0.0
37. Other invested assets (Line 8).....	0.0	0.0	0.0	0.0	0.0
38. Receivables for securities (Line 9).....	0.0	0.0	0.0	0.0	0.0
39. Securities lending reinvested collateral assets (Line 10).....	0.0	0.0	0.0	0.0	0.0
40. Aggregate write-ins for invested assets (Line 11).....	0.0	0.0	0.0	0.0	0.0
41. Cash, cash equivalents and invested assets (Line 12).....	100.0	100.0	100.0	100.0	100.0
<b>Investments in Parent, Subsidiaries and Affiliates</b>					
42. Affiliated bonds (Sch. D, Summary, Line 12, Col. 1).....	0	0	0	0	0
43. Affiliated preferred stocks (Sch. D, Summary, Line 18, Col. 1).....	0	0	0	0	0
44. Affiliated common stocks (Sch. D, Summary, Line 24, Col. 1).....	0	0	0	0	0
45. Affiliated short-term investments (subtotals included in Schedule DA, Verification, Column 5, Line 10).....	0	0	0	0	0
46. Affiliated mortgage loans on real estate.....	0	0	0	0	0
47. All other affiliated.....	0	0	0	0	0
48. Total of above lines 42 to 47.....	0	0	0	0	0
49. Total investment in parent included in Lines 42 to 47 above.....	0	0	0	0	0
50. Percentage of investments in parent, subsidiaries and affiliates to surplus as regards policyholders (Line 48 above divided by Page 3, Col. 1, Line 37 x 100.0).....	0.0	0.0	0.0	0.0	0.0

GREAT AMERICAN PROTECTION INSURANCE COMPANY  
FIVE-YEAR HISTORICAL DATA

(Continued)

	1	2	3	4	5
	2020	2019	2018	2017	2016
<b>Capital and Surplus Accounts (Page 4)</b>					
51. Net unrealized capital gains (losses) (Line 24).....	0	0	0	0	0
52. Dividends to stockholders (Line 35).....	(2,100,000)	0	0	(2,000,000)	(2,400,000)
53. Change in surplus as regards policyholders for the year (Line 38).....	(1,564,245)	481,873	452,745	(1,557,062)	(1,868,629)
<b>Gross Losses Paid (Page 9, Part 2, Cols. 1 &amp; 2)</b>					
54. Liability lines (Lines 11.1, 11.2, 16, 17.1, 17.2, 17.3, 18.1, 18.2, 19.1, 19.2 & 19.3, 19.4).....	0	0	0	0	0
55. Property lines (Lines 1, 2, 9, 12, 21 & 26).....	0	0	0	0	0
56. Property and liability combined lines (Lines 3, 4, 5, 8, 22 & 27).....	0	0	0	0	0
57. All other lines (Lines 6, 10, 13, 14, 15, 23, 24, 28, 29, 30 & 34).....	0	0	0	0	0
58. Nonproportional reinsurance lines (Lines 31, 32 & 33).....	0	0	0	0	0
59. Total (Line 35).....	0	0	0	0	0
<b>Net Losses Paid (Page 9, Part 2, Col. 4)</b>					
60. Liability lines (Lines 11.1, 11.2, 16, 17.1, 17.2, 17.3, 18.1, 18.2, 19.1, 19.2 & 19.3, 19.4).....	0	0	0	0	0
61. Property lines (Lines 1, 2, 9, 12, 21 & 26).....	0	0	0	0	0
62. Property and liability combined lines (Lines 3, 4, 5, 8, 22 & 27).....	0	0	0	0	0
63. All other lines (Lines 6, 10, 13, 14, 15, 23, 24, 28, 29, 30 & 34).....	0	0	0	0	0
64. Nonproportional reinsurance lines (Lines 31, 32 & 33).....	0	0	0	0	0
65. Total (Line 35).....	0	0	0	0	0
<b>Operating Percentages (Page 4)</b> (Item divided by Page 4, Line 1) x 100.0					
66. Premiums earned (Line 1).....	100.0	100.0	100.0	100.0	100.0
67. Losses incurred (Line 2).....	0.0	0.0	0.0	0.0	0.0
68. Loss expenses incurred (Line 3).....	0.0	0.0	0.0	0.0	0.0
69. Other underwriting expenses incurred (Line 4).....	0.0	0.0	0.0	0.0	0.0
70. Net underwriting gain (loss) (Line 8).....	0.0	0.0	0.0	0.0	0.0
<b>Other Percentages</b>					
71. Other underwriting expenses to net premiums written (Page 4, Lines 4 + 5 - 15 divided by Page 8, Part 1B, Col. 6, Line 35 x 100.0).....	0.0	0.0	0.0	0.0	0.0
72. Losses and loss expenses incurred to premiums earned (Page 4, Lines 2 + 3 divided by Page 4, Line 1 x 100.0).....	0.0	0.0	0.0	0.0	0.0
73. Net premiums written to policyholders' surplus (Page 8, Part 1B, Col. 6, Line 35, divided by Page 3, Line 37, Col. 1 x 100.0).....	0.0	0.0	0.0	0.0	0.0
<b>One Year Loss Development (\$000 omitted)</b>					
74. Development in estimated losses and loss expenses incurred prior to current year (Schedule P, Part 2-Summary, Line 12, Col. 11).....	0	0	0	0	0
75. Percent of development of losses and loss expenses incurred to policyholders' surplus of prior year-end (Line 74 above divided by Page 4, Line 21, Col. 1 x 100).....	0.0	0.0	0.0	0.0	0.0
<b>Two Year Loss Development (\$000 omitted)</b>					
76. Development in estimated losses and loss expenses incurred 2 years before the current year and prior year (Schedule P, Part 2-Summary, Line 12, Col. 12).....	0	0	0	0	0
77. Percent of development of losses and loss expenses incurred to reported policyholders' surplus of second prior-year end (Line 76 above divided by Page 4, Line 21, Col. 2 x 100.0).....	0.0	0.0	0.0	0.0	0.0

If a party to a merger, have the two most recent years of this exhibit been restated due to a merger in compliance with the disclosure requirements of  
SSAP No. 3, Accounting Changes and Correction of Errors?

Yes[ ] No[ ]

If no, please explain:

**Sch. P - Pt. 1**  
**NONE**

**Sch. P - Pt. 2**  
**NONE**

**Sch. P - Pt. 3**  
**NONE**

**Sch. P - Pt. 4**  
**NONE**

GREAT AMERICAN PROTECTION INSURANCE COMPANY  
SCHEDULE T - EXHIBIT OF PREMIUMS WRITTEN

Allocated by States and Territories

States, Etc.	1 Active Status (a)	Gross Premiums, Including Policy and Membership Fees Less Return Premiums and Premiums on Policies Not Taken		4 Dividends Paid or Credited to Policyholders on Direct Business	5 Direct Losses Paid (Deducting Salvage)	6 Direct Losses Incurred	7 Direct Losses Unpaid	8 Finance and Service Charges not Included in Premiums	9 Direct Premiums Written for Federal Purchasing Groups (Incl. in Col. 2)
		2 Direct Premiums Written	3 Direct Premiums Earned						
1. Alabama.....AL	E.....	.....0	.....0	.....0	.....0	.....(551)	.....294	.....0	.....0
2. Alaska.....AK	E.....	.....0	.....0	.....0	.....0	.....218	.....463	.....0	.....0
3. Arizona.....AZ	E.....	.....0	.....0	.....0	.....0	.....(8,747)	.....5,358	.....0	.....0
4. Arkansas.....AR	E.....	.....0	.....0	.....0	.....0	.....0	.....0	.....0	.....0
5. California.....CA	L.....	.....0	.....0	.....0	.....0	.....(44)	.....309	.....0	.....0
6. Colorado.....CO	N.....	.....0	.....0	.....0	.....0	.....0	.....0	.....0	.....0
7. Connecticut.....CT	N.....	.....0	.....0	.....0	.....0	.....0	.....0	.....0	.....0
8. Delaware.....DE	E.....	.....0	.....0	.....0	.....0	.....(48,637)	.....82,067	.....0	.....0
9. District of Columbia.....DC	E.....	.....0	.....0	.....0	.....0	.....0	.....0	.....0	.....0
10. Florida.....FL	N.....	.....0	.....0	.....0	.....0	.....0	.....0	.....0	.....0
11. Georgia.....GA	E.....	.....0	.....0	.....0	.....0	.....(646)	.....576	.....0	.....0
12. Hawaii.....HI	E.....	.....0	.....0	.....0	.....0	.....(223)	.....1,530	.....0	.....0
13. Idaho.....ID	E.....	.....0	.....0	.....0	.....0	.....874	.....1,419	.....0	.....0
14. Illinois.....IL	E.....	.....0	.....0	.....0	.....0	.....(350)	.....637	.....0	.....0
15. Indiana.....IN	L.....	.....0	.....0	.....0	.....0	.....(32)	.....219	.....0	.....0
16. Iowa.....IA	E.....	.....0	.....0	.....0	.....0	.....(543)	.....287	.....0	.....0
17. Kansas.....KS	E.....	.....0	.....0	.....0	.....0	.....0	.....0	.....0	.....0
18. Kentucky.....KY	L.....	.....0	.....0	.....0	.....0	.....(2)	.....11	.....0	.....0
19. Louisiana.....LA	N.....	.....0	.....0	.....0	.....0	.....0	.....0	.....0	.....0
20. Maine.....ME	N.....	.....0	.....0	.....0	.....0	.....0	.....0	.....0	.....0
21. Maryland.....MD	E.....	.....0	.....0	.....0	.....0	.....(31)	.....214	.....0	.....0
22. Massachusetts.....MA	E.....	.....0	.....0	.....0	.....0	.....0	.....0	.....0	.....0
23. Michigan.....MI	E.....	.....0	.....0	.....0	.....0	.....(1,281)	.....2,092	.....0	.....0
24. Minnesota.....MN	N.....	.....0	.....0	.....0	.....0	.....0	.....0	.....0	.....0
25. Mississippi.....MS	L.....	.....0	.....0	.....0	.....0	.....0	.....0	.....0	.....0
26. Missouri.....MO	E.....	.....0	.....0	.....0	.....0	.....0	.....0	.....0	.....0
27. Montana.....MT	E.....	.....0	.....0	.....0	.....0	.....0	.....0	.....0	.....0
28. Nebraska.....NE	E.....	.....0	.....0	.....0	.....0	.....(580)	.....306	.....0	.....0
29. Nevada.....NV	N.....	.....0	.....0	.....0	.....0	.....0	.....0	.....0	.....0
30. New Hampshire.....NH	N.....	.....0	.....0	.....0	.....0	.....0	.....0	.....0	.....0
31. New Jersey.....NJ	E.....	.....0	.....0	.....0	.....0	.....(3,167)	.....1,780	.....0	.....0
32. New Mexico.....NM	E.....	.....0	.....0	.....0	.....0	.....0	.....0	.....0	.....0
33. New York.....NY	N.....	.....0	.....0	.....0	.....0	.....0	.....0	.....0	.....0
34. North Carolina.....NC	E.....	.....0	.....0	.....0	.....0	.....(749)	.....397	.....0	.....0
35. North Dakota.....ND	E.....	.....0	.....0	.....0	.....0	.....0	.....0	.....0	.....0
36. Ohio.....OH	L.....	.....0	.....0	.....0	.....0	.....(2,250)	.....15,287	.....0	.....0
37. Oklahoma.....OK	N.....	.....0	.....0	.....0	.....0	.....0	.....0	.....0	.....0
38. Oregon.....OR	E.....	.....0	.....0	.....0	.....0	.....0	.....0	.....0	.....0
39. Pennsylvania.....PA	E.....	.....0	.....0	.....0	.....0	.....(6,725)	.....4,042	.....0	.....0
40. Rhode Island.....RI	N.....	.....0	.....0	.....0	.....0	.....0	.....0	.....0	.....0
41. South Carolina.....SC	E.....	.....0	.....0	.....0	.....0	.....0	.....0	.....0	.....0
42. South Dakota.....SD	E.....	.....0	.....0	.....0	.....0	.....(35)	.....235	.....0	.....0
43. Tennessee.....TN	E.....	.....0	.....0	.....0	.....0	.....(1,829)	.....2,611	.....0	.....0
44. Texas.....TX	E.....	.....0	.....0	.....0	.....0	.....(22,003)	.....12,478	.....0	.....0
45. Utah.....UT	E.....	.....0	.....0	.....0	.....0	.....0	.....0	.....0	.....0
46. Vermont.....VT	N.....	.....0	.....0	.....0	.....0	.....0	.....0	.....0	.....0
47. Virginia.....VA	E.....	.....0	.....0	.....0	.....0	.....(19,602)	.....32,847	.....0	.....0
48. Washington.....WA	L.....	.....0	.....0	.....0	.....0	.....0	.....0	.....0	.....0
49. West Virginia.....WV	E.....	.....0	.....0	.....0	.....0	.....(2)	.....12	.....0	.....0
50. Wisconsin.....WI	E.....	.....0	.....0	.....0	.....0	.....(5,838)	.....3,966	.....0	.....0
51. Wyoming.....WY	E.....	.....0	.....0	.....0	.....0	.....0	.....0	.....0	.....0
52. American Samoa.....AS	N.....	.....0	.....0	.....0	.....0	.....0	.....0	.....0	.....0
53. Guam.....GU	N.....	.....0	.....0	.....0	.....0	.....0	.....0	.....0	.....0
54. Puerto Rico.....PR	N.....	.....0	.....0	.....0	.....0	.....0	.....0	.....0	.....0
55. US Virgin Islands.....VI	N.....	.....0	.....0	.....0	.....0	.....0	.....0	.....0	.....0
56. Northern Mariana Islands.....MP	N.....	.....0	.....0	.....0	.....0	.....0	.....0	.....0	.....0
57. Canada.....CAN	N.....	.....0	.....0	.....0	.....0	.....0	.....0	.....0	.....0
58. Aggregate Other Alien.....OT	XXX	.....0	.....0	.....0	.....0	.....0	.....0	.....0	.....0
59. Totals.....	XXX	.....0	.....0	.....0	.....0	.....(122,774)	.....169,436	.....0	.....0

DETAILS OF WRITE-INS

58001. ....	XXX	.....0	.....0	.....0	.....0	.....0	.....0	.....0	.....0
58002. ....	XXX	.....0	.....0	.....0	.....0	.....0	.....0	.....0	.....0
58003. ....	XXX	.....0	.....0	.....0	.....0	.....0	.....0	.....0	.....0
58998. Summary of remaining write-ins for Line 58 from overflow page	XXX	.....0	.....0	.....0	.....0	.....0	.....0	.....0	.....0
58999. Totals (Lines 58001 thru 58003+ Line 58998) (Line 58 above)	XXX	.....0	.....0	.....0	.....0	.....0	.....0	.....0	.....0

(a) Active Status Counts:

L - Licensed or Chartered - Licensed insurance carrier or domiciled RRG.....	6	R - Registered - Non-domiciled RRGs.....	0
E - Eligible - Reporting entities eligible or approved to write surplus lines in the state (other than their state of domicile - See DSLI).....	33	Q - Qualified - Qualified or accredited reinsurer.....	0
D - Domestic Surplus Lines Insurer (DSLI) - Reporting entities authorized to write surplus lines in the state of domicile.....	0	N - None of the above - Not allowed to write business in the state.....	18

(b) Explanation of Basis of Allocation of Premiums by States, etc.

Fire, Allied lines, Multiple peril crop, Farmowners multiple peril, Homeowners multiple peril, Commercial multiple peril, Earthquake, Glass,Burglary and theft, and Boiler and machinery - Location of property insured; Ocean marine - Location where contract of insurance is negotiated; except for builders' risk which are allocated on location of risk; Inland marine - Address of insured or state of principal exposure; bridges and tunnels by location of property; Group accident and health, Other accident and health and Credit - Location of assured; Workers' compensation - Location of assured's plant or premises; Liability other than auto - Location of plant or premises of insured; Auto liability and Auto physical damage - Location of principal garage of insured; Aircraft (all perils) - Address of insured or location of airport from which insured aircraft principally operates; Fidelity: Check forgery bonds - Location of assured, United States Government employee bonds - Location of employee, All other - Location of employer; Surety: Judicial bonds - Location of court, License bonds - Location of obligee, All contracts - Location of work , Supply bonds - Location of contractor, and All other - Location of principal

Schedule Y - Information Concerning Activities of Insurer Members of a Holding Company Group

Part 1 - Organizational Chart

	Domiciliary Location	FEIN	NAIC Co. Code
American Financial Group, Inc.	OH	31-1544320	
American Financial Enterprises, Inc.	CT	31-0996797	
American Money Management Corporation	OH	31-0828578	
American Real Estate Capital Company, LLC	OH	27-1577326	
Mid-Market Capital Partners, LLC	DE	27-2829629	
APU Holding Company	OH	41-2112001	
American Premier Underwriters, Inc.	PA	23-6000765	
Lehigh Valley Railroad Company	PA	13-6400464	
Pennsylvania Lehigh Oil & Gas Holdings LLC	PA	46-1665396	
Magnolia Alabama Holdings, Inc.	DE	20-1548213	
Magnolia Alabama Holdings LLC	AL	20-1574094	
Michigan Oil & Gas Holdings, LLC	MI	46-1852532	
Ohio Oil & Gas Holdings, LLC	OH	46-1480078	
The Owasco River Railway, Inc.	NY	13-6021353	
PCC Technical Industries, Inc.	DE	76-0080537	
Pennsylvania Oil & Gas Holdings, LLC	PA	46-3246684	
Pennsylvania-Reading Seashore Lines (66.67%)	NJ	23-6000766	
GAI Insurance Company, Ltd. *	BMU	98-1073776	
Hangar Acquisition Corp.	OH	31-1446308	
Premier Lease & Loan Services Insurance Agency, Inc.	WA	91-1242743	
Premier Lease & Loan Services of Canada, Inc.	WA	91-1508644	
Dixie Terminal Corporation	OH	31-0823725	
Great American Financial Resources, Inc.	DE	06-1356481	
AAG Insurance Agency, Inc.	KY	31-1422717	
Ceres Group, Inc.	DE	34-1017531	
Continental General Corporation	NE	47-0717079	
QQAgency of Texas, Inc.	TX	34-1947042	
Great American Advisors, Inc.	OH	31-1395344	
Great American Life Insurance Company *	OH	13-1935920	63312
Annuity Investors Life Insurance Company *	OH	31-1021738	93661
Bay Bridge Holding Company, LLC ^	MD	84-4395026	
Bay Bridge Marina Hemingway's Restaurant, LLC (85%)	MD	27-4078277	
Bay Bridge Marina Management, LLC (85%)	MD	27-0513333	
Brothers Management, LLC	FL	20-1246122	
Charleston Harbor Fishing, LLC	SC	81-3737639	
GALIC - Bay Bridge Marina, LLC	MD	20-4604276	
GALIC Brothers, Inc.	OH	31-1391777	
Manhattan National Holding Corporation	OH	26-3260520	
Manhattan National Life Insurance Company *	OH	45-0252531	67083
Mountain View Grand Holding Company, LLC ^	NH	84-4574243	
Skipjack Holding Company, LLC	MD	84-2654660	
Skipjack Marina Corp.	MD	52-2179330	
Helium Holdings Limited	BMU		
GAI Australia Pty Ltd	AUS		
One East Fourth, Inc.	OH	31-0686194	
Pioneer Carpet Mills, Inc.	OH	31-0883227	
TEJ Holdings, Inc.	OH	31-1119320	
Three East Fourth, Inc.	OH	31-0728327	

\* Denotes insurer  
@ Entity affiliated but not owned  
Subsidiaries 100% owned by respective parent unless otherwise stated  
^ Entity is owned by more than one company within the AFG group.

Schedule Y - Information Concerning Activities of Insurer Members of a Holding Company Group

Part 1 - Organizational Chart

	Domiciliary Location	FEIN	NAIC Co. Code
American Financial Group, Inc.	OH	31-1544320	
Great American Holding, Inc.	OH	42-1575938	
ABA Insurance Services, Inc.	OH	80-0333563	
Agricultural Services, LLC	OH	27-3062314	
Great American Contemporary Insurance Company *	OH	36-4079497	10646
Great American Holding (Europe) Limited	GBR		
Great American Europe Limited	GBR		
Great American International Insurance (EU) Designated Activity Company *	IRL		
Great American International Insurance (UK) Limited*	GBR		
Great American Specialty & Affinity Limited	GBR		
Mid-Continent Casualty Company *	OH	73-0556513	23418
Mid-Continent Assurance Company *	OH	73-1406844	15380
Mid-Continent Excess and Surplus Insurance Company *	OH	38-3803661	13794
Mid-Continent Specialty Insurance Services, Inc.	OK	30-0571535	
Oklahoma Surety Company *	OH	73-0773259	23426
National Interstate Corporation	OH	34-1607394	
American Highways Insurance Agency, Inc.	OH	34-1899058	
Explorer RV Insurance Agency, Inc.	OH	31-1548235	
Hudson Indemnity, Ltd. *	CYM	98-0191335	
Hudson Management Group, Ltd.	VIR	66-0660039	
National Interstate Insurance Agency, Inc.	OH	34-1607396	
Commercial For Hire Transportation Purchasing Group @	SC	36-4670968	
National Interstate Insurance Company *	OH	34-1607395	32620
National Interstate Insurance Company of Hawaii, Inc. *	OH	99-0345306	11051
TransProtection Service Company	MO	43-1254631	
Triumphe Casualty Company *	OH	95-3623282	41106
Vanliner Insurance Company *	MO	86-0114294	21172
Safety Claims & Litigation Services, LLC	MT	20-5546054	
Safety, Claims and Litigation Services, LLC	OH	46-4570914	
Republic Indemnity Company of America *	CA	95-2801326	22179
Republic Indemnity Company of California *	CA	31-1054123	43753
Summit Consulting, LLC	FL	59-1683711	
Heritage Summit Healthcare, LLC	FL	59-3385208	
Summit Holding Southeast, Inc.	FL	59-3409855	
Bridgefield Employers Insurance Company*	FL	59-1835212	10701
Bridgefield Casualty Insurance Company*	FL	59-3269531	10335

\* Denotes insurer  
@ Entity affiliated but not owned  
Subsidiaries 100% owned by respective parent unless otherwise stated  
^ Entity is owned by more than one company within the AFG group.

Schedule Y - Information Concerning Activities of Insurer Members of a Holding Company Group

Part 1 - Organizational Chart

	Domiciliary Location	FEIN	NAIC Co. Code
American Financial Group, Inc.	OH	31-1544320	
Great American Insurance Company *	OH	31-0501234	16691
American Empire Insurance Company *	OH	31-0973761	37990
American Empire Underwriters, Inc.	TX	59-1671722	
American Empire Surplus Lines Insurance Company *	OH	31-0912199	35351
American Signature Underwriters, Inc.	OH	31-1463075	
Brothers Property Corporation	OH	59-2840291	
Brothers Pennsylvanian Corporation	PA	25-1754638	
Brothers Property Management Corporation	OH	59-2840294	
Crop Managers Insurance Agency, Inc.	KS	31-1277904	
CropSurance Agency, LLC	OH	83-1767590	
Dempsey & Siders Agency, Inc.	OH	31-0589001	
Human and Social Services Risk Purchasing Group, LLC	OH	84-2358400	
Eden Park Insurance Brokers, Inc.	CA	31-1341668	
El Aguila, Compañía de Seguros, S.A. de C.V. *	MEX		
Farmers Crop Insurance Alliance, Inc.	KS	39-1404033	
FCIA Management Company, Inc.	NY	13-3628555	
Foreign Credit Insurance Association @	NY		
GAI Mexico Holdings, LLC	DE	81-0814136	
GAI Warranty Company	OH	31-1753938	
GAI Warranty Company of Florida	FL	31-1765544	
Global Premier Finance Company	OH	61-1329718	
Great American Alliance Insurance Company *	OH	95-1542353	26832
Great American Assurance Company *	OH	15-6020948	26344
Great American Casualty Insurance Company *	OH	61-0983091	39896
Great American E & S Insurance Company *	OH	31-0954439	37532
Great American Fidelity Insurance Company *	OH	31-1036473	41858
Great American Insurance Agency, Inc.	OH	31-1652643	
Great American Insurance Company of New York *	NY	13-5539046	22136
Great American Management Services, Inc.	OH	31-0856644	
Great American Protection Insurance Company *	OH	31-1288778	38580
Great American Re Inc.	DE	31-0918893	
Great American Security Insurance Company *	OH	31-1209419	31135
Great American Spirit Insurance Company *	OH	31-1237970	33723
Great American Underwriters Insurance Company *	OH	83-1694393	16618
Key Largo Group, Inc.	FL	59-1263251	
PLLS Canada Insurance Brokers Inc.	CAN	871850814	
Professional Risk Brokers, Inc.	IL	31-1293064	
Shelter Rock Holdings, LLC	OH		
Westline Industrial, LLC	OH		

\* Denotes insurer  
@ Entity affiliated but not owned  
Subsidiaries 100% owned by respective parent unless otherwise stated  
^ Entity is owned by more than one company within the AFG group.