



HEALTH QUARTERLY STATEMENT

AS OF SEPTEMBER 30, 2020
OF THE CONDITION AND AFFAIRS OF THE

UnitedHealthcare of Ohio, Inc.

NAIC Group Code 0707 0707 NAIC Company Code 95186 Employer's ID Number 31-1142815
(Current) (Prior)

Organized under the Laws of Ohio, State of Domicile or Port of Entry OH

Country of Domicile United States of America

Licensed as business type: Health Maintenance Organization

Is HMO Federally Qualified? Yes [] No [X]

Incorporated/Organized 05/14/1985 Commenced Business 08/06/1985

Statutory Home Office 5900 Parkwood Place Dublin, OH, US 43016
(Street and Number) (City or Town, State, Country and Zip Code)

Main Administrative Office 5900 Parkwood Place 614-410-7000
(Street and Number) (Area Code) (Telephone Number)
Dublin, OH, US 43016
(City or Town, State, Country and Zip Code)

Mail Address 5900 Parkwood Place Dublin, OH, US 43016
(Street and Number or P.O. Box) (City or Town, State, Country and Zip Code)

Primary Location of Books and Records 9800 Health Care Lane, MN006-W500
(Street and Number) 952-936-1300
Minnetonka, MN, US 55343 (Area Code) (Telephone Number)
(City or Town, State, Country and Zip Code)

Internet Website Address www.uhc.com

Statutory Statement Contact Mike E. Koepke +1(952) 979-6149
(Name) (Area Code) (Telephone Number)
michael_e_koepke@uhc.com 952-931-4651
(E-mail Address) (FAX Number)

OFFICERS

President Kurt Carl Lewis Treasurer Peter Marshall Gill
Secretary David Keith Hill Chief Financial Officer Johnny Mario Tenaglia

OTHER

Nyle Brent Cottingham, Vice President Heather Anastasia Lang, Assistant Secretary Jessica Leigh Zuba, Assistant Secretary

DIRECTORS OR TRUSTEES

Caitlin Mercedes Dattilo Richard Gordon Dunlop Kurt Carl Lewis
Brian Howard St. Martin

State of Ohio
County of Butler

State of Illinois
County of Cook

State of Wisconsin
County of Milwaukee

The officers of this reporting entity being duly sworn, each depose and say that they are the described officers of said reporting entity, and that on the reporting period stated above, all of the herein described assets were the absolute property of the said reporting entity, free and clear from any liens or claims thereon, except as herein stated, and that this statement, together with related exhibits, schedules and explanations therein contained, annexed or referred to, is a full and true statement of all the assets and liabilities and of the condition and affairs of the said reporting entity as of the reporting period stated above, and of its income and deductions therefrom for the period ended, and have been completed in accordance with the NAIC Annual Statement Instructions and Accounting Practices and Procedures manual except to the extent that: (1) state law may differ; or, (2) that state rules or regulations require differences in reporting not related to accounting practices and procedures, according to the best of their information, knowledge and belief, respectively. Furthermore, the scope of this attestation by the described officers also includes the related corresponding electronic filing with the NAIC, when required, that is an exact copy (except for formatting differences due to electronic filing) of the enclosed statement. The electronic filing may be requested by various regulators in lieu of or in addition to the enclosed statement.

Kurt Carl Lewis
Kurt Carl Lewis
President

David Keith Hill
David Keith Hill
Secretary

Johnny Mario Tenaglia
Johnny Mario Tenaglia
Chief Financial Officer

Subscribed and sworn to before me this
28th day of October 2020
Teresa A Todd


Subscribed and sworn to before me this
31 day of October 2020
Margarita Gordillo

Subscribed and sworn to before me this
30th day of October
Jessica Leigh Zuba



Teresa A Todd
Notary Public, State of Ohio
Comm. Expires July 30, 2022

- a. Is this an original filing?..... Yes [X] No []
b. If no,
1. State the amendment number.....
2. Date filed.....
3. Number of pages attached.....



Expires 10/14/2023
State of Wisconsin
County of Milwaukee

ASSETS

| | Current Statement Date | | | 4 December 31 Prior Year Net Admitted Assets |
|---|------------------------|-------------------------|---|---|
| | 1 Assets | 2 Nonadmitted Assets | 3 Net Admitted Assets (Cols. 1 - 2) | |
| 1. Bonds | 916,687 | 0 | 916,687 | 920,890 |
| 2. Stocks: | | | | |
| 2.1 Preferred stocks | 0 | 0 | 0 | 0 |
| 2.2 Common stocks | 0 | 0 | 0 | 0 |
| 3. Mortgage loans on real estate: | | | | |
| 3.1 First liens | 0 | 0 | 0 | 0 |
| 3.2 Other than first liens | 0 | 0 | 0 | 0 |
| 4. Real estate: | | | | |
| 4.1 Properties occupied by the company (less \$ 0 encumbrances) | 0 | 0 | 0 | 0 |
| 4.2 Properties held for the production of income (less \$ 0 encumbrances) | 0 | 0 | 0 | 0 |
| 4.3 Properties held for sale (less \$ 0 encumbrances) | 0 | 0 | 0 | 0 |
| 5. Cash (\$ 5,000,431), cash equivalents (\$ 16,593,426) and short-term investments (\$ 0) | 21,593,857 | 0 | 21,593,857 | 31,894,989 |
| 6. Contract loans (including \$ 0 premium notes) | 0 | 0 | 0 | 0 |
| 7. Derivatives | 0 | 0 | 0 | 0 |
| 8. Other invested assets | 0 | 0 | 0 | 0 |
| 9. Receivables for securities | 0 | 0 | 0 | 0 |
| 10. Securities lending reinvested collateral assets | 0 | 0 | 0 | 0 |
| 11. Aggregate write-ins for invested assets | 0 | 0 | 0 | 0 |
| 12. Subtotals, cash and invested assets (Lines 1 to 11) | 22,510,544 | 0 | 22,510,544 | 32,815,879 |
| 13. Title plants less \$ 0 charged off (for Title insurers only) | 0 | 0 | 0 | 0 |
| 14. Investment income due and accrued | 3,791 | 0 | 3,791 | 9,654 |
| 15. Premiums and considerations: | | | | |
| 15.1 Uncollected premiums and agents' balances in the course of collection | 156,974 | 29,966 | 127,008 | 248,243 |
| 15.2 Deferred premiums, agents' balances and installments booked but deferred and not yet due (including \$ 0 earned but unbilled premiums) | 0 | 0 | 0 | 0 |
| 15.3 Accrued retrospective premiums (\$ 0) and contracts subject to redetermination (\$ 1,343,960) | 1,343,960 | 0 | 1,343,960 | 1,503,280 |
| 16. Reinsurance: | | | | |
| 16.1 Amounts recoverable from reinsurers | 0 | 0 | 0 | 0 |
| 16.2 Funds held by or deposited with reinsured companies | 0 | 0 | 0 | 0 |
| 16.3 Other amounts receivable under reinsurance contracts | 0 | 0 | 0 | 0 |
| 17. Amounts receivable relating to uninsured plans | 0 | 0 | 0 | 0 |
| 18.1 Current federal and foreign income tax recoverable and interest thereon | 375,266 | 0 | 375,266 | 9,322 |
| 18.2 Net deferred tax asset | 213,969 | 0 | 213,969 | 277,412 |
| 19. Guaranty funds receivable or on deposit | 0 | 0 | 0 | 0 |
| 20. Electronic data processing equipment and software | 0 | 0 | 0 | 0 |
| 21. Furniture and equipment, including health care delivery assets (\$ 0) | 0 | 0 | 0 | 0 |
| 22. Net adjustment in assets and liabilities due to foreign exchange rates | 0 | 0 | 0 | 0 |
| 23. Receivables from parent, subsidiaries and affiliates | 410,443 | 410,443 | 0 | 90,463 |
| 24. Health care (\$ 992,101) and other amounts receivable | 1,358,357 | 366,256 | 992,101 | 1,154,437 |
| 25. Aggregate write-ins for other than invested assets | 102,699 | 19,977 | 82,722 | 0 |
| 26. Total assets excluding Separate Accounts, Segregated Accounts and Protected Cell Accounts (Lines 12 to 25) | 26,476,003 | 826,642 | 25,649,361 | 36,108,690 |
| 27. From Separate Accounts, Segregated Accounts and Protected Cell Accounts | 0 | 0 | 0 | 0 |
| 28. Total (Lines 26 and 27) | 26,476,003 | 826,642 | 25,649,361 | 36,108,690 |
| DETAILS OF WRITE-INS | | | | |
| 1101. | | | | |
| 1102. | | | | |
| 1103. | | | | |
| 1198. Summary of remaining write-ins for Line 11 from overflow page | 0 | 0 | 0 | 0 |
| 1199. Totals (Lines 1101 through 1103 plus 1198)(Line 11 above) | 0 | 0 | 0 | 0 |
| 2501. Prepaid Expenses | 102,699 | 19,977 | 82,722 | 0 |
| 2502. | | | | |
| 2503. | | | | |
| 2598. Summary of remaining write-ins for Line 25 from overflow page | 0 | 0 | 0 | 0 |
| 2599. Totals (Lines 2501 through 2503 plus 2598)(Line 25 above) | 102,699 | 19,977 | 82,722 | 0 |

LIABILITIES, CAPITAL AND SURPLUS

| | Current Period | | | Prior Year |
|--|----------------|----------------|------------|------------|
| | 1 Covered | 2 Uncovered | 3 Total | 4 Total |
| 1. Claims unpaid (less \$0 reinsurance ceded) | 3,462,191 | 0 | 3,462,191 | 4,922,859 |
| 2. Accrued medical incentive pool and bonus amounts | 210,370 | 0 | 210,370 | 270,146 |
| 3. Unpaid claims adjustment expenses | 19,493 | 0 | 19,493 | 23,676 |
| 4. Aggregate health policy reserves, including the liability of \$681,468 for medical loss ratio rebate per the Public Health Service Act | 2,346,410 | 0 | 2,346,410 | 2,053,238 |
| 5. Aggregate life policy reserves | 0 | 0 | 0 | 0 |
| 6. Property/casualty unearned premium reserve | 0 | 0 | 0 | 0 |
| 7. Aggregate health claim reserves | 0 | 0 | 0 | 0 |
| 8. Premiums received in advance | 790,444 | 0 | 790,444 | 972,683 |
| 9. General expenses due or accrued | 317,558 | 0 | 317,558 | 411,778 |
| 10.1 Current federal and foreign income tax payable and interest thereon (including \$0 on realized gains (losses)) | 0 | 0 | 0 | 0 |
| 10.2 Net deferred tax liability | 0 | 0 | 0 | 0 |
| 11. Ceded reinsurance premiums payable | 2,924 | 0 | 2,924 | 4,030 |
| 12. Amounts withheld or retained for the account of others | 2,142 | 0 | 2,142 | 10,574 |
| 13. Remittances and items not allocated | 6,647 | 0 | 6,647 | 5,557 |
| 14. Borrowed money (including \$0 current) and interest thereon \$0 (including \$0 current) | 0 | 0 | 0 | 0 |
| 15. Amounts due to parent, subsidiaries and affiliates | 113,751 | 0 | 113,751 | 0 |
| 16. Derivatives | 0 | 0 | 0 | 0 |
| 17. Payable for securities | 0 | 0 | 0 | 0 |
| 18. Payable for securities lending | 0 | 0 | 0 | 0 |
| 19. Funds held under reinsurance treaties (with \$0 authorized reinsurers, \$0 unauthorized reinsurers and \$0 certified reinsurers) | 0 | 0 | 0 | 0 |
| 20. Reinsurance in unauthorized and certified (\$0) companies | 0 | 0 | 0 | 0 |
| 21. Net adjustments in assets and liabilities due to foreign exchange rates | 0 | 0 | 0 | 0 |
| 22. Liability for amounts held under uninsured plans | 182,138 | 0 | 182,138 | 186,016 |
| 23. Aggregate write-ins for other liabilities (including \$1,687 current) | 1,687 | 0 | 1,687 | 1,384 |
| 24. Total liabilities (Lines 1 to 23) | 7,455,755 | 0 | 7,455,755 | 8,861,941 |
| 25. Aggregate write-ins for special surplus funds | XXX | XXX | 0 | 1,023,092 |
| 26. Common capital stock | XXX | XXX | 7,329,784 | 7,329,784 |
| 27. Preferred capital stock | XXX | XXX | 0 | 0 |
| 28. Gross paid in and contributed surplus | XXX | XXX | 6,205,584 | 6,205,584 |
| 29. Surplus notes | XXX | XXX | 0 | 0 |
| 30. Aggregate write-ins for other than special surplus funds | XXX | XXX | 0 | 0 |
| 31. Unassigned funds (surplus) | XXX | XXX | 4,658,238 | 12,688,289 |
| 32. Less treasury stock, at cost: | | | | |
| 32.10 shares common (value included in Line 26 \$0) | XXX | XXX | 0 | 0 |
| 32.20 shares preferred (value included in Line 27 \$0) | XXX | XXX | 0 | 0 |
| 33. Total capital and surplus (Lines 25 to 31 minus Line 32) | XXX | XXX | 18,193,606 | 27,246,749 |
| 34. Total liabilities, capital and surplus (Lines 24 and 33) | XXX | XXX | 25,649,361 | 36,108,690 |
| DETAILS OF WRITE-INS | | | | |
| 2301. Unclaimed property | 1,687 | 0 | 1,687 | 1,384 |
| 2302. | | | | |
| 2303. | | | | |
| 2398. Summary of remaining write-ins for Line 23 from overflow page | 0 | 0 | 0 | 0 |
| 2399. Totals (Lines 2301 through 2303 plus 2398)(Line 23 above) | 1,687 | 0 | 1,687 | 1,384 |
| 2501. Section 9010 ACA Subsequent Fee Year Assessment | XXX | XXX | 0 | 1,023,092 |
| 2502. | XXX | XXX | | |
| 2503. | XXX | XXX | | |
| 2598. Summary of remaining write-ins for Line 25 from overflow page | XXX | XXX | 0 | 0 |
| 2599. Totals (Lines 2501 through 2503 plus 2598)(Line 25 above) | XXX | XXX | 0 | 1,023,092 |
| 3001. | XXX | XXX | | |
| 3002. | XXX | XXX | | |
| 3003. | XXX | XXX | | |
| 3098. Summary of remaining write-ins for Line 30 from overflow page | XXX | XXX | 0 | 0 |
| 3099. Totals (Lines 3001 through 3003 plus 3098)(Line 30 above) | XXX | XXX | 0 | 0 |

STATEMENT OF REVENUE AND EXPENSES

| | Current Year To Date | | Prior Year To Date | Prior Year Ended December 31 |
|---|-------------------------|------------|-----------------------|---------------------------------|
| | 1 Uncovered | 2 Total | 3 Total | 4 Total |
| 1. Member Months | XXX | 58,544 | 82,345 | 106,631 |
| 2. Net premium income (including \$0 non-health premium income) | XXX | 28,200,385 | 42,030,846 | 54,175,015 |
| 3. Change in unearned premium reserves and reserve for rate credits | XXX | 446,403 | (594,059) | (666,661) |
| 4. Fee-for-service (net of \$0 medical expenses) | XXX | 0 | 0 | 0 |
| 5. Risk revenue | XXX | 0 | 0 | 0 |
| 6. Aggregate write-ins for other health care related revenues | XXX | 0 | 0 | 0 |
| 7. Aggregate write-ins for other non-health revenues | XXX | 0 | 0 | 0 |
| 8. Total revenues (Lines 2 to 7) | XXX | 28,646,788 | 41,436,787 | 53,508,354 |
| Hospital and Medical: | | | | |
| 9. Hospital/medical benefits | 0 | 19,569,656 | 25,991,639 | 34,804,012 |
| 10. Other professional services | 0 | 3,038 | 7,949 | 11,199 |
| 11. Outside referrals | 0 | 0 | 0 | 0 |
| 12. Emergency room and out-of-area | 0 | 0 | 0 | 0 |
| 13. Prescription drugs | 0 | 3,496,644 | 5,071,458 | 6,713,152 |
| 14. Aggregate write-ins for other hospital and medical | 0 | 0 | 0 | 0 |
| 15. Incentive pool, withhold adjustments and bonus amounts | 0 | (23,999) | 234,014 | 299,593 |
| 16. Subtotal (Lines 9 to 15) | 0 | 23,045,339 | 31,305,060 | 41,827,956 |
| Less: | | | | |
| 17. Net reinsurance recoveries | 0 | 0 | 15,475 | 15,475 |
| 18. Total hospital and medical (Lines 16 minus 17) | 0 | 23,045,339 | 31,289,585 | 41,812,481 |
| 19. Non-health claims (net) | 0 | 0 | 0 | 0 |
| 20. Claims adjustment expenses, including \$676,986 cost containment expenses | 0 | 1,029,025 | 1,426,077 | 1,899,093 |
| 21. General administrative expenses | 0 | 3,492,395 | 3,730,036 | 4,462,525 |
| 22. Increase in reserves for life and accident and health contracts (including \$0 increase in reserves for life only) | 0 | 0 | 0 | 0 |
| 23. Total underwriting deductions (Lines 18 through 22) | 0 | 27,566,759 | 36,445,698 | 48,174,099 |
| 24. Net underwriting gain or (loss) (Lines 8 minus 23) | XXX | 1,080,029 | 4,991,089 | 5,334,255 |
| 25. Net investment income earned | 0 | 151,406 | 948,750 | 1,103,443 |
| 26. Net realized capital gains (losses) less capital gains tax of \$268 | 0 | 1,010 | 0 | 5,400 |
| 27. Net investment gains (losses) (Lines 25 plus 26) | 0 | 152,416 | 948,750 | 1,108,843 |
| 28. Net gain or (loss) from agents' or premium balances charged off [(amount recovered \$21,525) (amount charged off \$(32,018))] | 0 | (10,493) | 397,270 | (163) |
| 29. Aggregate write-ins for other income or expenses | 0 | 0 | 0 | 0 |
| 30. Net income or (loss) after capital gains tax and before all other federal income taxes (Lines 24 plus 27 plus 28 plus 29) | XXX | 1,221,952 | 6,337,109 | 6,442,935 |
| 31. Federal and foreign income taxes incurred | XXX | 459,466 | 1,254,540 | 1,285,214 |
| 32. Net income (loss) (Lines 30 minus 31) | XXX | 762,486 | 5,082,569 | 5,157,721 |
| DETAILS OF WRITE-INS | | | | |
| 0601. | XXX | | | |
| 0602. | XXX | | | |
| 0603. | XXX | | | |
| 0698. Summary of remaining write-ins for Line 6 from overflow page | XXX | 0 | 0 | 0 |
| 0699. Totals (Lines 0601 through 0603 plus 0698)(Line 6 above) | XXX | 0 | 0 | 0 |
| 0701. | XXX | | | |
| 0702. | XXX | | | |
| 0703. | XXX | | | |
| 0798. Summary of remaining write-ins for Line 7 from overflow page | XXX | 0 | 0 | 0 |
| 0799. Totals (Lines 0701 through 0703 plus 0798)(Line 7 above) | XXX | 0 | 0 | 0 |
| 1401. | | | | |
| 1402. | | | | |
| 1403. | | | | |
| 1498. Summary of remaining write-ins for Line 14 from overflow page | 0 | 0 | 0 | 0 |
| 1499. Totals (Lines 1401 through 1403 plus 1498)(Line 14 above) | 0 | 0 | 0 | 0 |
| 2901. | | | | |
| 2902. | | | | |
| 2903. | | | | |
| 2998. Summary of remaining write-ins for Line 29 from overflow page | 0 | 0 | 0 | 0 |
| 2999. Totals (Lines 2901 through 2903 plus 2998)(Line 29 above) | 0 | 0 | 0 | 0 |

STATEMENT OF REVENUE AND EXPENSES (Continued)

| | 1 Current Year to Date | 2 Prior Year to Date | 3 Prior Year Ended December 31 |
|--|------------------------------|----------------------------|--------------------------------------|
| CAPITAL AND SURPLUS ACCOUNT | | | |
| 33. Capital and surplus prior reporting year..... | 27,246,749 | 47,502,029 | 47,502,029 |
| 34. Net income or (loss) from Line 32..... | 762,486 | 5,082,569 | 5,157,721 |
| 35. Change in valuation basis of aggregate policy and claim reserves..... | 0 | 0 | 0 |
| 36. Change in net unrealized capital gains (losses) less capital gains tax of \$ 0 | 0 | 0 | 0 |
| 37. Change in net unrealized foreign exchange capital gain or (loss)..... | 0 | 0 | 0 |
| 38. Change in net deferred income tax..... | (63,443) | (106,699) | (109,397) |
| 39. Change in nonadmitted assets..... | 247,814 | 144,981 | 203,480 |
| 40. Change in unauthorized and certified reinsurance..... | 0 | 0 | 0 |
| 41. Change in treasury stock..... | 0 | 0 | 0 |
| 42. Change in surplus notes..... | 0 | 0 | 0 |
| 43. Cumulative effect of changes in accounting principles..... | 0 | 0 | 0 |
| 44. Capital Changes: | | | |
| 44.1 Paid in..... | 0 | 0 | 0 |
| 44.2 Transferred from surplus (Stock Dividend)..... | 0 | 0 | 0 |
| 44.3 Transferred to surplus..... | 0 | 0 | 0 |
| 45. Surplus adjustments: | | | |
| 45.1 Paid in..... | 0 | (20,000,000) | (20,000,000) |
| 45.2 Transferred to capital (Stock Dividend)..... | 0 | 0 | 0 |
| 45.3 Transferred from capital..... | 0 | 0 | 0 |
| 46. Dividends to stockholders..... | (10,000,000) | (6,000,000) | (6,000,000) |
| 47. Aggregate write-ins for gains or (losses) in surplus..... | 0 | 0 | 492,916 |
| 48. Net change in capital & surplus (Lines 34 to 47)..... | (9,053,143) | (20,879,149) | (20,255,280) |
| 49. Capital and surplus end of reporting period (Line 33 plus 48) | 18,193,606 | 26,622,880 | 27,246,749 |
| DETAILS OF WRITE-INS | | | |
| 4701. Correction of Errors..... | 0 | 0 | 492,916 |
| 4702. | | | |
| 4703. | | | |
| 4798. Summary of remaining write-ins for Line 47 from overflow page..... | 0 | 0 | 0 |
| 4799. Totals (Lines 4701 through 4703 plus 4798)(Line 47 above) | 0 | 0 | 492,916 |

CASH FLOW

| | 1 Current Year To Date | 2 Prior Year To Date | 3 Prior Year Ended December 31 |
|---|------------------------------|----------------------------|--------------------------------------|
| Cash from Operations | | | |
| 1. Premiums collected net of reinsurance | 29,033,232 | 40,049,019 | 53,038,518 |
| 2. Net investment income | 160,965 | 950,236 | 1,105,323 |
| 3. Miscellaneous income | 0 | 0 | 0 |
| 4. Total (Lines 1 to 3) | 29,194,197 | 40,999,255 | 54,143,841 |
| 5. Benefit and loss related payments | 24,112,719 | 32,437,910 | 42,674,542 |
| 6. Net transfers to Separate Accounts, Segregated Accounts and Protected Cell Accounts | 0 | 0 | 0 |
| 7. Commissions, expenses paid and aggregate write-ins for deductions | 4,732,424 | 4,751,871 | 5,785,627 |
| 8. Dividends paid to policyholders | 0 | 0 | 0 |
| 9. Federal and foreign income taxes paid (recovered) net of \$0 tax on capital gains (losses) | 825,678 | 533,513 | 1,395,513 |
| 10. Total (Lines 5 through 9) | 29,670,821 | 37,723,294 | 49,855,681 |
| 11. Net cash from operations (Line 4 minus Line 10) | (476,624) | 3,275,961 | 4,288,160 |
| Cash from Investments | | | |
| 12. Proceeds from investments sold, matured or repaid: | | | |
| 12.1 Bonds | 0 | 0 | 500,000 |
| 12.2 Stocks | 0 | 0 | 0 |
| 12.3 Mortgage loans | 0 | 0 | 0 |
| 12.4 Real estate | 0 | 0 | 0 |
| 12.5 Other invested assets | 0 | 0 | 0 |
| 12.6 Net gains or (losses) on cash, cash equivalents and short-term investments | 0 | 0 | 0 |
| 12.7 Miscellaneous proceeds | 1,278 | 0 | 6,836 |
| 12.8 Total investment proceeds (Lines 12.1 to 12.7) | 1,278 | 0 | 506,836 |
| 13. Cost of investments acquired (long-term only): | | | |
| 13.1 Bonds | 0 | 0 | 519,164 |
| 13.2 Stocks | 0 | 0 | 0 |
| 13.3 Mortgage loans | 0 | 0 | 0 |
| 13.4 Real estate | 0 | 0 | 0 |
| 13.5 Other invested assets | 0 | 0 | 0 |
| 13.6 Miscellaneous applications | 0 | 0 | 0 |
| 13.7 Total investments acquired (Lines 13.1 to 13.6) | 0 | 0 | 519,164 |
| 14. Net increase (or decrease) in contract loans and premium notes | 0 | 0 | 0 |
| 15. Net cash from investments (Line 12.8 minus Line 13.7 and Line 14) | 1,278 | 0 | (12,328) |
| Cash from Financing and Miscellaneous Sources | | | |
| 16. Cash provided (applied): | | | |
| 16.1 Surplus notes, capital notes | 0 | 0 | 0 |
| 16.2 Capital and paid in surplus, less treasury stock | 0 | 0 | (20,000,000) |
| 16.3 Borrowed funds | 0 | 0 | 0 |
| 16.4 Net deposits on deposit-type contracts and other insurance liabilities | 0 | 0 | 0 |
| 16.5 Dividends to stockholders | 10,000,000 | 6,000,000 | 6,000,000 |
| 16.6 Other cash provided (applied) | 174,214 | (142,141) | (654,170) |
| 17. Net cash from financing and miscellaneous sources (Line 16.1 through Line 16.4 minus Line 16.5 plus Line 16.6) | (9,825,786) | (6,142,141) | (26,654,170) |
| RECONCILIATION OF CASH, CASH EQUIVALENTS AND SHORT-TERM INVESTMENTS | | | |
| 18. Net change in cash, cash equivalents and short-term investments (Line 11, plus Lines 15 and 17) | (10,301,132) | (2,866,181) | (22,378,338) |
| 19. Cash, cash equivalents and short-term investments: | | | |
| 19.1 Beginning of year | 31,894,989 | 54,273,327 | 54,273,327 |
| 19.2 End of period (Line 18 plus Line 19.1) | 21,593,857 | 51,407,147 | 31,894,989 |

Note: Supplemental disclosures of cash flow information for non-cash transactions:

| | | | |
|--|---|------------|---|
| 20.0001. Dividends to stockholders declared and unpaid | 0 | 20,000,000 | 0 |
|--|---|------------|---|

EXHIBIT OF PREMIUMS, ENROLLMENT AND UTILIZATION

| | 1 Total | Comprehensive (Hospital & Medical) | | 4 Medicare Supplement | 5 Vision Only | 6 Dental Only | 7 Federal Employees Health Benefit Plan | 8 Title XVIII Medicare | 9 Title XIX Medicaid | 10 Other |
|--|------------|---------------------------------------|------------|-----------------------------|---------------------|---------------------|---|------------------------------|----------------------------|-------------|
| | | 2 Individual | 3 Group | | | | | | | |
| Total Members at end of: | | | | | | | | | | |
| 1. Prior Year | 8,095 | 9 | 8,086 | 0 | 0 | 0 | 0 | 0 | 0 | 0 |
| 2. First Quarter | 6,823 | 7 | 6,816 | 0 | 0 | 0 | 0 | 0 | 0 | 0 |
| 3. Second Quarter | 6,596 | 6 | 6,590 | 0 | 0 | 0 | 0 | 0 | 0 | 0 |
| 4. Third Quarter | 5,646 | 6 | 5,640 | 0 | 0 | 0 | 0 | 0 | 0 | 0 |
| 5. Current Year | 0 | 0 | 0 | 0 | 0 | 0 | 0 | 0 | 0 | 0 |
| 6. Current Year Member Months | 58,544 | 60 | 58,484 | 0 | 0 | 0 | 0 | 0 | 0 | 0 |
| Total Member Ambulatory Encounters for Period: | | | | | | | | | | |
| 7. Physician | 33,859 | 87 | 33,772 | 0 | 0 | 0 | 0 | 0 | 0 | 0 |
| 8. Non-Physician | 1,306 | 8 | 1,298 | 0 | 0 | 0 | 0 | 0 | 0 | 0 |
| 9. Total | 35,165 | 95 | 35,070 | 0 | 0 | 0 | 0 | 0 | 0 | 0 |
| 10. Hospital Patient Days Incurred | 861 | 0 | 861 | 0 | 0 | 0 | 0 | 0 | 0 | 0 |
| 11. Number of Inpatient Admissions | 241 | 0 | 241 | 0 | 0 | 0 | 0 | 0 | 0 | 0 |
| 12. Health Premiums Written (a) | 28,230,630 | 114,746 | 28,115,850 | 0 | 0 | 0 | 0 | 34 | 0 | 0 |
| 13. Life Premiums Direct | 0 | 0 | 0 | 0 | 0 | 0 | 0 | 0 | 0 | 0 |
| 14. Property/Casualty Premiums Written | 0 | 0 | 0 | 0 | 0 | 0 | 0 | 0 | 0 | 0 |
| 15. Health Premiums Earned | 28,677,033 | 114,746 | 28,564,139 | 0 | 0 | 0 | 0 | (1,852) | 0 | 0 |
| 16. Property/Casualty Premiums Earned | 0 | 0 | 0 | 0 | 0 | 0 | 0 | 0 | 0 | 0 |
| 17. Amount Paid for Provision of Health Care Services..... | 24,112,720 | 35,388 | 24,306,823 | 0 | 0 | 0 | 0 | (229,491) | 0 | 0 |
| 18. Amount Incurred for Provision of Health Care Services | 23,045,339 | (20,534) | 23,133,057 | 0 | 0 | 0 | 0 | (67,184) | 0 | 0 |

(a) For health premiums written: amount of Medicare Title XVIII exempt from state taxes or fees \$34

UNDERWRITING AND INVESTMENT EXHIBIT

ANALYSIS OF CLAIMS UNPAID - PRIOR YEAR - NET OF REINSURANCE

| Line of Business | Claims Paid Year to Date | | Liability End of Current Quarter | | 5 Claims Incurred in Prior Years (Columns 1 + 3) | 6 Estimated Claim Reserve and Claim Liability December 31 of Prior Year |
|---|---|---|--|---|---|--|
| | 1 On Claims Incurred Prior to January 1 of Current Year | 2 On Claims Incurred During the Year | 3 On Claims Unpaid Dec. 31 of Prior Year | 4 On Claims Incurred During the Year | | |
| 1. Comprehensive (hospital and medical) | 4,257,179 | 20,049,255 | 65,924 | 3,396,166 | 4,323,103 | 4,908,526 |
| 2. Medicare Supplement | 0 | 0 | 0 | 0 | 0 | 0 |
| 3. Dental Only | 0 | 0 | 0 | 0 | 0 | 0 |
| 4. Vision Only | 0 | 0 | 0 | 0 | 0 | 0 |
| 5. Federal Employees Health Benefits Plan | 0 | 0 | 0 | 0 | 0 | 0 |
| 6. Title XVIII - Medicare | (229,491) | 0 | 101 | 0 | (229,390) | 14,331 |
| 7. Title XIX - Medicaid | 0 | 0 | 0 | 0 | 0 | 0 |
| 8. Other health | 0 | 0 | 0 | 0 | 0 | 0 |
| 9. Health subtotal (Lines 1 to 8) | 4,027,688 | 20,049,255 | 66,025 | 3,396,166 | 4,093,713 | 4,922,857 |
| 10. Healthcare receivables (a) | 68,210 | 1,224,062 | 0 | 66,084 | 68,210 | 1,811,421 |
| 11. Other non-health | 0 | 0 | 0 | 0 | 0 | 0 |
| 12. Medical incentive pools and bonus amounts | 35,385 | 388 | 101,106 | 109,264 | 136,491 | 270,146 |
| 13. Totals (Lines 9-10+11+12) | 3,994,863 | 18,825,581 | 167,131 | 3,439,346 | 4,161,994 | 3,381,582 |

(a) Excludes \$ 0 loans or advances to providers not yet expensed.

NOTES TO FINANCIAL STATEMENTS

1. SUMMARY OF SIGNIFICANT ACCOUNTING POLICIES AND GOING CONCERN

A. Accounting Practices

The statutory basis financial statements of UnitedHealthcare of Ohio, Inc. (the "Company") are presented on the basis of accounting practices prescribed or permitted by the Ohio Department of Insurance (the "Department").

The Department recognizes only statutory accounting practices prescribed or permitted by the State of Ohio (the "State") for determining and reporting the financial condition and results of operations of a health insuring corporation, for determining its solvency under Ohio Insurance Law. The State prescribes the use of the National Association of Insurance Commissioners' ("NAIC") Accounting Practices and Procedures manual ("NAIC SAP") in effect for the accounting periods covered in the statutory basis financial statements.

No significant differences exist between the practices prescribed or permitted by the State and the NAIC SAP which materially affect the statutory basis net income and capital and surplus, as illustrated in the table below:

| | SSAP # | F/S Page # | F/S Line # | September 30, 2020 | December 31, 2019 |
|---|--------|------------|------------|-----------------------|----------------------|
| Net Income | | | | | |
| (1) Company state basis (Page 4, Line 32, Columns 2 & 4) | XXX | XXX | XXX | \$ 762,486 | \$ 5,157,721 |
| (2) State prescribed practices that are an increase/(decrease) from NAIC SAP: | | | | | |
| Not Applicable | | | | - | - |
| (3) State permitted practices that are an increase/(decrease) from NAIC SAP: | | | | | |
| Not Applicable | | | | - | - |
| (4) NAIC SAP (1 - 2 - 3 = 4) | XXX | XXX | XXX | <u>\$ 762,486</u> | <u>\$ 5,157,721</u> |
| Capital and Surplus | | | | | |
| (5) Company state basis (Page 3, Line 33, Columns 3 & 4) | XXX | XXX | XXX | \$ 18,193,606 | \$ 27,246,749 |
| (6) State prescribed practices that are an increase/(decrease) from NAIC SAP: | | | | | |
| Not Applicable | | | | - | - |
| (7) State permitted practices that are an increase/(decrease) from NAIC SAP: | | | | | |
| Not Applicable | | | | - | - |
| (8) NAIC SAP (5 - 6 - 7 = 8) | XXX | XXX | XXX | <u>\$ 18,193,606</u> | <u>\$ 27,246,749</u> |

B. Use of Estimates in the Preparation of the Statutory Basis Financial Statements

No significant change.

C. Accounting Policy

(1) No significant change.

(2) The Company does not have any mandatory convertible securities or Securities Valuation Office of the NAIC ("SVO") identified funds (i.e.: exchange traded funds or bond mutual funds) in its bond portfolio.

(3-13) No significant change.

Recently Issued Accounting Standards — In May 2020, the NAIC revised Statement of Statutory Accounting Principles ("SSAP") No. 2R, *Cash, Cash Equivalents, Drafts, and Short-Term Investments* ("SSAP No. 2R") for the presentation of qualifying cash pools. The revision clarified the types of cash pooling structures and the investments required to be maintained in those structures for the cash pools to qualify as cash, cash equivalents or short-term investments. This revised guidance is effective for reporting periods on and after January 1, 2021 with early adoption permitted. The Company has elected to early adopt the revised change effective June 2020 (see Note 5 and Note 20).

D. Going Concern

The Company has the ability and will continue to operate for a period of time sufficient to carry out its commitments, obligations and business objectives.

2. ACCOUNTING CHANGES AND CORRECTION OF ERRORS

No significant change.

3. BUSINESS COMBINATIONS AND GOODWILL

A–D. No significant change.

4. DISCONTINUED OPERATIONS

A. Discontinued Operation Disposed of or Classified as Held for Sale

(1–4) No significant change.

B. Change in Plan of Sale of Discontinued Operations — Not applicable.

C. Nature of any Significant Continuing Involvement with Discontinued Operations after Disposal — Not applicable.

D. Equity Interest Retained in the Discontinued Operation after Disposal — Not applicable.

5. INVESTMENTS

A. Mortgage Loans, including Mezzanine Real Estate Loans

Not applicable.

B. Debt Restructuring

Not applicable.

C. Reverse Mortgages

Not applicable.

D. Loan-Backed Securities

(1–5) Not applicable.

E. Dollar Repurchase Agreements and/or Securities Lending Transactions — Not applicable.

F. Repurchase Agreements Transactions Accounted for as Secured Borrowing — Not applicable.

G. Reverse Repurchase Agreements Transactions Accounted for as Secured Borrowing — Not applicable.

H. Repurchase Agreements Transactions Accounted for as a Sale — Not applicable.

I. Reverse Repurchase Agreements Transactions Accounted for as a Sale — Not applicable.

J. Real Estate — Not applicable.

K. Low-Income Housing Tax Credits — Not applicable.

L. Restricted Assets — No significant change.

M. Working Capital Finance Investments — Not applicable.

N. Offsetting and Netting of Assets and Liabilities

The Company does not have any offsetting or netting of assets and liabilities as it relates to derivatives, repurchase and reverse repurchase agreements, and securities borrowing and securities lending activities.

O. 5GI Securities

The Company does not have any investments with an NAIC designation of 5GI as of September 30, 2020 and December 31, 2019.

P. Short Sales — Not applicable.

Q. Prepayment Penalty and Acceleration Fees — Not applicable.

R. Reporting Entity's Share of Cash Pool by Asset Type —

Pursuant to the early adoption of SSAP No. 2R in June 2020 (see Note 1), the Company's investment in the qualified cash pool is being reported in cash equivalents. Prior to the early adoption, the qualified cash pool was being reported in short-term investments. The Company's investment in the qualified cash pool balance is \$16,156,212 and \$16,460,460 as of September 30, 2020 and December 31, 2019, respectively.

The following table presents the percent share distribution by asset type of the total qualified cash pool balance as of September 30, 2020:

| Asset Type | Percent Share |
|----------------------------|---------------|
| (1) Cash | 0% |
| (2) Cash Equivalents | 81% |
| (3) Short-Term Investments | 19% |
| (4) Total | 100% |

6. JOINT VENTURES, PARTNERSHIPS, AND LIMITED LIABILITY COMPANIES

A–B. No significant change.

7. INVESTMENT INCOME

A–B. No significant change.

8. DERIVATIVE INSTRUMENTS

A–B. Not applicable.

9. INCOME TAXES

A–C. No significant change.

D. The ratio between the provision for federal income taxes incurred and net income before federal income taxes and net realized capital gains has changed from the prior year primarily due to the annual health insurer fee ("HIF") under Section 9010 of the Patient Protection and Affordable Care Act ("ACA"). In 2020, the HIF is included in the statutory basis statements of operations, but is non-deductible for income tax purposes. The Company was required to expense 100% of the estimated annual fee on January 1, 2020. The Company's estimated HIF expense is \$1,021,287 in 2020 which was paid in September 2020. Due to the moratorium in 2019, there was no HIF included in the 2019 statutory basis statements of operations.

E–I. No significant change.

10. INFORMATION CONCERNING PARENT, SUBSIDIARIES, AND AFFILIATES

A–O. Material Related Party Transactions

No significant change.

As of September 30, 2020, the Company paid dividends of \$10,000,000 to its parent.

11. DEBT

A–B. The Company had no outstanding debt with third-parties or outstanding Federal Home Loan Bank agreements during 2020 and 2019.

12. RETIREMENT PLANS, DEFERRED COMPENSATION, POSTEMPLOYMENT BENEFITS AND COMPENSATED ABSENCES, AND OTHER POSTRETIREMENT BENEFIT PLANS

A–I. The Company has no defined benefit plans, defined contribution plans, multiemployer plans, consolidated/holding company plans, postemployment benefits, and compensated absences plans and is not impacted by the Medicare Modernization Act on postretirement benefits, since all personnel are employees of United HealthCare Services, Inc. ("UHS"), which provides services to the Company under the terms of a management agreement (the "Agreement").

13. CAPITAL AND SURPLUS, SHAREHOLDERS' DIVIDEND RESTRICTIONS, AND QUASI-REORGANIZATIONS

(1–3) No significant change.

(4) On May 18, 2020, the Company declared an extraordinary cash dividend of \$10,000,000 to the sole shareholder, UHS. The dividend was approved by the Department on June 12, 2020, and paid on June 19, 2020. The extraordinary dividend complied with the provisions set forth in the statutes of Ohio. The dividend was recorded as a reduction to unassigned surplus in the statutory basis statements of admitted assets, liabilities, and capital and surplus.

(5–13) No significant change.

14. LIABILITIES, CONTINGENCIES AND ASSESSMENTS

A–F. No significant change.

15. LEASES

A–B. No significant change.

16. INFORMATION ABOUT FINANCIAL INSTRUMENTS WITH OFF-BALANCE-SHEET RISK AND FINANCIAL INSTRUMENTS WITH CONCENTRATIONS OF CREDIT RISK

(1–4) No significant change.

17. SALE, TRANSFER, AND SERVICING OF FINANCIAL ASSETS AND EXTINGUISHMENTS OF LIABILITIES

A–C. The Company did not participate in any transfers of receivables, financial assets, or wash sales as of September 30, 2020 or December 31, 2019.

18. GAIN OR LOSS TO THE REPORTING ENTITY FROM UNINSURED PLANS AND THE UNINSURED PORTION OF PARTIALLY INSURED PLANS

A–C. No significant change.

19. DIRECT PREMIUM WRITTEN/PRODUCED BY MANAGING GENERAL AGENTS/THIRD-PARTY ADMINISTRATORS

No significant change.

20. FAIR VALUE MEASUREMENTS

The NAIC SAP defines fair value, establishes a framework for measuring fair value, and outlines the disclosure requirements related to fair value measurements. The fair value hierarchy is as follows:

Level 1 — Quoted (unadjusted) prices for identical assets in active markets.

Level 2 — Other observable inputs, either directly or indirectly, including:

- Quoted prices for similar assets in active markets;
- Quoted prices for identical or similar assets in nonactive markets (few transactions, limited information, noncurrent prices, high variability over time, etc.);
- Inputs other than quoted prices that are observable for the asset (interest rates, yield curves, volatilities, default rates, etc.);
- Inputs that are derived principally from or corroborated by other observable market data.

Level 3 — Unobservable inputs that cannot be corroborated by observable market data.

STATEMENT AS OF SEPTEMBER 30, 2020 OF THE UnitedHealthcare of Ohio, Inc.

The estimated fair values of bonds, cash equivalents, and short term investments (collectively “investment holdings”) are based on quoted market prices, where available. The Company obtains one price for each security primarily from a third-party pricing service (“pricing service”), which generally uses quoted prices or other observable inputs for the determination of fair value. The pricing service normally derives the security prices through recently reported trades for identical or similar securities, making adjustments through the reporting date based upon available observable market information. For securities not actively traded, the pricing service may use quoted market prices of comparable instruments or discounted cash flow analyses, incorporating inputs that are currently observable in the markets for similar securities. Inputs that are often used in the valuation methodologies include, but are not limited to, non-binding broker quotes, benchmark yields, credit spreads, default rates and prepayment speeds. As the Company is responsible for the determination of fair value, it performs quarterly analyses on the prices received from the pricing service to determine whether the prices are reasonable estimates of fair value. Specifically, the Company compares the prices received from the pricing service to a secondary pricing source; prices reported by its custodian, its investment consultant and third-party investment advisors. Additionally, the Company compares changes in the reported market values and returns to relevant market indices to test the reasonableness of the reported prices. The Company’s internal price verification procedures and review of fair value methodology documentation provided by independent pricing services have not historically resulted in an adjustment in the prices obtained from the pricing service.

In instances in which the inputs used to measure fair value fall into different levels of the fair value hierarchy, the fair value measurement has been determined based on the lowest-level input that is significant to the fair value measurement in its entirety. The Company’s assessment of the significance of a particular item to the fair value measurement in its entirety requires judgment, including the consideration of inputs specific to the asset or liability.

A. Fair Value

(1) Fair Value Measurements at Reporting Date

The following tables present information about the Company’s financial assets that are measured and reported at fair value at September 30, 2020 and December 31, 2019, in the statutory basis statements of admitted assets, liabilities, and capital and surplus according to the valuation techniques the Company used to determine their fair values:

| Description for Each Class of Asset or Liability | September 30, 2020 | | | | |
|---|--------------------|-------------|-------------|-----------------------------|-------------------|
| | (Level 1) | (Level 2) | (Level 3) | Net Asset Value (NAV) | Total |
| a. Assets at fair value: | | | | | |
| Perpetual preferred stock: | | | | | |
| Industrial and misc | \$ - | \$ - | \$ - | \$ - | \$ - |
| Parent, subsidiaries, and affiliates | - | - | - | - | - |
| Total perpetual preferred stocks | - | - | - | - | - |
| Bonds: | | | | | |
| U.S. governments | - | - | - | - | - |
| Industrial and misc | - | - | - | - | - |
| Hybrid securities | - | - | - | - | - |
| Parent, subsidiaries, and affiliates | - | - | - | - | - |
| Total bonds | - | - | - | - | - |
| Common stock: | | | | | |
| Industrial and misc | - | - | - | - | - |
| Parent, subsidiaries, and affiliates | - | - | - | - | - |
| Total common stock | - | - | - | - | - |
| Derivative assets: | | | | | |
| Interest rate contracts | - | - | - | - | - |
| Foreign exchange contracts | - | - | - | - | - |
| Credit contracts | - | - | - | - | - |
| Commodity futures contracts | - | - | - | - | - |
| Commodity forward contracts | - | - | - | - | - |
| Total derivatives | - | - | - | - | - |
| Money-market funds | 437,213 | - | - | - | 437,213 |
| Separate account assets | - | - | - | - | - |
| Total assets at fair value/NAV | <u>\$ 437,213</u> | <u>\$ -</u> | <u>\$ -</u> | <u>\$ -</u> | <u>\$ 437,213</u> |
| b. Liabilities at fair value: | | | | | |
| Derivative liabilities | \$ - | \$ - | \$ - | \$ - | \$ - |
| Total liabilities at fair value | <u>\$ -</u> | <u>\$ -</u> | <u>\$ -</u> | <u>\$ -</u> | <u>\$ -</u> |

STATEMENT AS OF SEPTEMBER 30, 2020 OF THE UnitedHealthcare of Ohio, Inc.

| Description for Each Class of Asset or Liability | December 31, 2019 | | | | |
|---|-------------------|-------------|-------------|-----------------------------|-------------------|
| | (Level 1) | (Level 2) | (Level 3) | Net Asset Value (NAV) | Total |
| a. Assets at fair value: | | | | | |
| Perpetual preferred stock: | | | | | |
| Industrial and misc | \$ - | \$ - | \$ - | \$ - | \$ - |
| Parent, subsidiaries, and affiliates | - | - | - | - | - |
| Total perpetual preferred stocks | - | - | - | - | - |
| Bonds: | | | | | |
| U.S. governments | - | - | - | - | - |
| Industrial and misc | - | - | - | - | - |
| Hybrid securities | - | - | - | - | - |
| Parent, subsidiaries, and affiliates | - | - | - | - | - |
| Total bonds | - | - | - | - | - |
| Common stock: | | | | | |
| Industrial and misc | - | - | - | - | - |
| Parent, subsidiaries, and affiliates | - | - | - | - | - |
| Total common stock | - | - | - | - | - |
| Derivative assets: | | | | | |
| Interest rate contracts | - | - | - | - | - |
| Foreign exchange contracts | - | - | - | - | - |
| Credit contracts | - | - | - | - | - |
| Commodity futures contracts | - | - | - | - | - |
| Commodity forward contracts | - | - | - | - | - |
| Total derivatives | - | - | - | - | - |
| Money-market funds | 435,284 | - | - | - | 435,284 |
| Separate account assets | - | - | - | - | - |
| Total assets at fair value/NAV | <u>\$ 435,284</u> | <u>\$ -</u> | <u>\$ -</u> | <u>\$ -</u> | <u>\$ 435,284</u> |
| b. Liabilities at fair value: | | | | | |
| Derivative liabilities | \$ - | \$ - | \$ - | \$ - | \$ - |
| Total liabilities at fair value | <u>\$ -</u> | <u>\$ -</u> | <u>\$ -</u> | <u>\$ -</u> | <u>\$ -</u> |

- (2) The Company does not have any financial assets with a fair value hierarchy of Level 3 that were measured and reported at fair value for the nine months ended September 30, 2020 and the year ended December 31, 2019.
- (3) Transfers between fair value hierarchy levels, if any, are recorded as of the beginning of the reporting period in which the transfer occurs. There were no transfers between Levels 1, 2, or 3 of any financial assets or liabilities during the nine months ended September 30, 2020 and the year ended December 31, 2019.
- (4) The Company has no investments reported with a fair value hierarchy of Level 2 or Level 3 as of September 30, 2020 and December 31, 2019 and therefore has no valuation technique to disclose.
- (5) The Company has no derivative assets and liabilities to disclose.

B. Fair Value Combination — Not applicable.

C. Aggregate Fair Value Hierarchy

The aggregate fair value by hierarchy of all financial instruments as of September 30, 2020 and December 31, 2019, is presented in the table below:

Pursuant to the early adoption of SSAP No. 2R in June 2020 (see Note 1), the Company's investment in the qualified cash pool is being reported in cash equivalents in the September 30, 2020 table below. Prior to the early adoption, the qualified cash pool was being reported in short-term investments and presented in corporate debt securities in the December 31, 2019 table below. The Company's investment in the qualified cash pool balance is \$16,156,212 and \$16,460,460 as of September 30, 2020 and December 31, 2019, respectively.

| Type of Financial Instrument | September 30, 2020 | | | | | | |
|---------------------------------------|----------------------|----------------------|----------------------|-------------|-------------|-----------------------|----------------------------------|
| | Aggregate Fair Value | Admitted Assets | (Level 1) | (Level 2) | (Level 3) | Net Asset Value (NAV) | Not Practicable (Carrying Value) |
| U.S. government and agency securities | \$ 932,508 | \$ 916,687 | \$ 932,508 | \$ - | \$ - | \$ - | \$ - |
| Cash equivalents | 16,593,426 | 16,593,426 | 16,593,426 | - | - | - | - |
| Total bonds and cash equivalents | <u>\$ 17,525,934</u> | <u>\$ 17,510,113</u> | <u>\$ 17,525,934</u> | <u>\$ -</u> | <u>\$ -</u> | <u>\$ -</u> | <u>\$ -</u> |

| Type of Financial Instrument | December 31, 2019 | | | | | | |
|---|----------------------|----------------------|----------------------|-------------|-------------|-----------------------|----------------------------------|
| | Aggregate Fair Value | Admitted Assets | (Level 1) | (Level 2) | (Level 3) | Net Asset Value (NAV) | Not Practicable (Carrying Value) |
| U.S. government and agency securities | \$ 922,570 | \$ 920,890 | \$ 922,570 | \$ - | \$ - | \$ - | \$ - |
| Corporate debt securities | 16,460,460 | 16,460,460 | 16,460,460 | - | - | - | - |
| Cash equivalents | 435,284 | 435,284 | 435,284 | - | - | - | - |
| Total bonds, short-term investments, and cash equivalents | <u>\$ 17,818,314</u> | <u>\$ 17,816,634</u> | <u>\$ 17,818,314</u> | <u>\$ -</u> | <u>\$ -</u> | <u>\$ -</u> | <u>\$ -</u> |

D. Not Practicable to Estimate Fair Value — Not applicable.

E. Investments Measured Using the NAV Practical Expedient — Not applicable.

21. OTHER ITEMS**COVID-19 Trends and Uncertainties**

The COVID-19 pandemic continues to evolve and the ultimate impact on the Company and its statutory basis, results of operations, financial condition and cash flows remains uncertain and difficult to predict. During the second quarter, the global health system experienced unprecedented levels of care deferral, which impacted all of our businesses. As the pandemic advanced, access to and demand for care was most constrained from mid-March through April, began to recover in May and June and restored to near normal seasonal levels in the third quarter. The temporary deferral of care may cause care patterns to moderately exceed normal baselines in future periods as utilization of health system capacity continues to increase. From time to time, health system capacity may be subject to possible increased volatility due to the pandemic.

The Company has taken various measures which could include expanded benefit coverage in areas such as COVID-19 care and testing, telemedicine, and pharmacy benefits; provided customers assistance in the form of co-pay waivers and premium forgiveness; offered additional enrollment opportunities to those who previously declined employer-sponsored offerings; extended certain premium payment terms for customers experiencing financial hardship; simplified administrative practices; and accelerated payments to care providers, all with the aim of assisting our customers, providers and members in addressing the COVID-19 crisis. Increased consumer demand for care, potentially even higher acuity care, along with continued COVID-19 care and testing costs are expected to result in increased future medical costs. Disrupted care patterns, as a result of the pandemic, may temporarily affect the ability to obtain complete member health status information, impacting future revenue in businesses that utilize risk adjustment methodologies. The ultimate overall impact is uncertain and dependent on the future pacing and intensity of the pandemic, the duration of policies and initiatives to address COVID-19, and the progress of an uncertain economic recovery.

A-I. No significant change.

22. EVENTS SUBSEQUENT

Subsequent events have been evaluated through November 12, 2020, which is the date these statutory basis financial statements were available for issuance.

TYPE I — Recognized Subsequent Events

Any material Type I events subsequent to September 30, 2020, have been recognized in the statutory basis financial statements and corresponding disclosures.

TYPE II — Non-Recognized Subsequent Events

There are no material non-recognized Type II events that require disclosure.

There are no events subsequent to September 30, 2020 that require disclosure.

23. REINSURANCE

A–D. No significant change.

24. RETROSPECTIVELY RATED CONTRACTS AND CONTRACTS SUBJECT TO REDETERMINATION

A–B. No significant change.

C. Pursuant to the ACA, the Company's commercial business is subject to retrospectively rated features based on the actual medical loss ratios experienced on the commercial lines of business and redetermination features for premium adjustments for changes to each member's health scores based on guidelines determined by the ACA. The total amount of direct premiums written for the commercial lines of business for which a portion is subject to the retrospectively rated and redetermination features was \$28,230,597 and \$53,974,740, representing 100% of total direct premiums written as of September 30, 2020 and December 31, 2019, respectively.

D. The Company does not have Medicare business subject to specific minimum loss ratio requirements as of September 30, 2020 and December 31, 2019. The Company is required to maintain a specific minimum loss ratio on the comprehensive commercial line of business.

The following table discloses the minimum medical loss ratio rebate liability for the comprehensive commercial line of business which is included in aggregate health policy reserves in the statutory basis statements of admitted assets, liabilities, and capital and surplus for the nine months ended September 30, 2020 and the year ended December 31, 2019.

| | 1 | 2 | 3 | 4 | 5 |
|---|------------|----------------------------|----------------------------|-------------------------------------|--------------|
| | Individual | Small Group Employer | Large Group Employer | Other Categories with Rebates | Total |
| Prior reporting year | | | | | |
| (1) Medical loss ratio rebates incurred | \$ - | \$ 425,521 | \$ 818,333 | \$ - | \$ 1,243,854 |
| (2) Medical loss ratio rebates paid | - | - | 590,160 | - | 590,160 |
| (3) Medical loss rebates unpaid | - | 425,521 | 704,236 | - | 1,129,757 |
| (4) Plus reinsurance assumed amounts | XXX | XXX | XXX | XXX | - |
| (5) Less reinsurance ceded amounts | XXX | XXX | XXX | XXX | - |
| (6) Rebates unpaid net of reinsurance | XXX | XXX | XXX | XXX | 1,129,757 |
| Current reporting year-to-date | | | | | |
| (7) Medical loss ratio rebates incurred | - | (183,160) | 785,492 | - | 602,332 |
| (8) Medical loss ratio rebates paid | - | 242,362 | 808,260 | - | 1,050,622 |
| (9) Medical loss rebates unpaid | - | - | 681,468 | - | 681,468 |
| (10) Plus reinsurance assumed amounts | XXX | XXX | XXX | XXX | - |
| (11) Less reinsurance ceded amounts | XXX | XXX | XXX | XXX | - |
| (12) Rebates unpaid net of reinsurance | XXX | XXX | XXX | XXX | 681,468 |

E. Risk-Sharing Provisions of the Affordable Care Act

- (1) The Company has accident and health insurance premiums in 2020 and 2019 subject to the risk-sharing provisions of the ACA.

The ACA imposed fees and premium stabilization provisions on health insurance issuers offering comprehensive commercial health insurance. The three premium stabilization programs are commonly referred to as the 3Rs – risk adjustment, reinsurance, and risk corridors.

Risk Adjustment – The permanent risk adjustment program, designed to mitigate the potential impact of adverse selection and provide stability for health insurance issuers, applies to all non-grandfathered plans not subject to transitional relief in the individual and small group markets both inside and outside of the insurance exchanges. The risk adjustments and distributions are calculated using a high-cost risk pool which adds a reinsurance-like element to this program. The operation of the high-cost risk pools exclude a percentage of costs above a threshold level determined by federal regulations. The program operates two national high-cost risk pools, one for individuals and one for small groups. The data used by CMS to determine the risk adjustment amount is subject to risk adjustment data validation audits along with the true-up to the final CMS report, which may result in a material change to arrive at the final risk adjustment amount from the initial risk adjustment estimate recorded. Premium adjustments pursuant to the risk adjustment program are accounted for as premium subject to redetermination and user fees are accounted for as assessments.

Reinsurance – The transitional reinsurance program was designed to protect issuers in the individual market from an expected increase in large claims due to the elimination of preexisting condition limitations. The transitional reinsurance program was effective from 2014 through 2016 and applied to all issuers of major medical commercial products and third party administrators. Contributions attributable to enrollees in ACA compliant individual plans, including program administrative costs, were accounted for as ceded premium and payments received were accounted for as ceded benefit recoveries. The portion of the individual contributions earmarked for the U.S. Treasury was accounted for as an assessment. Contributions made for enrollees in

fully insured plans other than ACA compliant individual plans, including program administrative costs and payments to the U.S. Treasury, were treated as assessments.

Risk Corridors – The temporary risk corridors program, designed to provide some aggregate protection against variability for issuers in the individual and small group markets during the period 2014 through 2016, applied to Qualified Health Plans in the individual and small group markets both inside and outside of the insurance exchanges. Premium adjustments pursuant to the risk corridors program were accounted for as premium adjustments for retrospectively rated contracts.

- (2) The following table presents the current year impact of risk-sharing provisions of the ACA on assets, liabilities and operations.

| a. Permanent ACA Risk Adjustment Program | September 30, 2020 |
|--|---------------------------|
| <u>Assets</u> | |
| 1. Premium adjustments receivable due to ACA Risk Adjustment (including high risk pool payments) | \$ 1,343,960 |
| <u>Liabilities</u> | |
| 2. Risk adjustment user fees payable for ACA Risk Adjustment | 2,862 |
| 3. Premium adjustments payable due to ACA Risk Adjustment (including high risk pool premium) | 865,687 |
| <u>Operations (Revenue & Expense)</u> | |
| 4. Reported as revenue in premium for accident and health contracts (written/collected) due to ACA Risk Adjustment | (966,150) |
| 5. Reported in expenses as ACA risk adjustment user fees (incurred/paid) | 2,859 |
| b. Transitional ACA Reinsurance Program | |
| <u>Assets</u> | |
| 1. Amounts recoverable for claims paid due to ACA Reinsurance | \$ - |
| 2. Amounts recoverable for claims unpaid due to ACA Reinsurance (Contra Liability) | - |
| 3. Amounts receivable relating to uninsured plans for contributions for ACA Reinsurance | - |
| <u>Liabilities</u> | |
| 4. Liabilities for contributions payable due to ACA Reinsurance - not reported as ceded premium | - |
| 5. Ceded reinsurance premiums payable due to ACA Reinsurance | - |
| 6. Liability for amounts held under uninsured plans contributions for ACA Reinsurance | - |
| <u>Operations (Revenue & Expense)</u> | |
| 7. Ceded reinsurance premiums due to ACA Reinsurance | - |
| 8. Reinsurance recoveries (income statement) due to ACA reinsurance payments or expected payments | - |
| 9. ACA Reinsurance contributions - not reported as ceded premium | - |
| c. Temporary ACA Risk Corridors Program | |
| <u>Assets</u> | |
| 1. Accrued retrospective premium due to ACA Risk Corridors | \$ - |
| <u>Liabilities</u> | |
| 2. Reserve for rate credits or policy experience rating refunds due to ACA Risk Corridors | - |
| <u>Operations (Revenue & Expense)</u> | |
| 3. Effect of ACA Risk Corridors on net premium income (paid/received) | - |
| 4. Effect of ACA Risk Corridors on change in reserves for rate credits | - |

STATEMENT AS OF SEPTEMBER 30, 2020 OF THE UnitedHealthcare of Ohio, Inc.

(3) The following table is a rollforward of the prior year ACA risk-sharing provisions for asset and liability balances, along with reasons for adjustments to prior year balances:

| | Accrued During the Prior Year on Business Written before December 31 of the Prior Year | | Received or Paid as of the Current Year on Business Written before December 31 of the Prior Year | | Differences | | Adjustments | | Ref | Unsettled Balances as of the Reporting Date | |
|---|--|--------------|--|-------------|--|--|------------------------|------------------------|-----|---|---|
| | 1 | 2 | 3 | 4 | Prior Year Accrued Less Payments (Col 1 - 3) | Prior Year Accrued Less Payments (Col 2 - 4) | To Prior Year Balances | To Prior Year Balances | | Cumulative Balance from Prior Years (Col 1 - 3 + 7) | Cumulative Balance from Prior Years (Col 2 - 4 + 8) |
| | Receivable | (Payable) | Receivable | (Payable) | 5 | 6 | 7 | 8 | | 9 | 10 |
| a. Permanent ACA Risk Adjustment Program | | | | | | | | | | | |
| 1. Premium Adjustment Receivable (including high risk pool payments) | \$ 1,503,280 | \$ - | \$ 5,716 | \$ - | \$ 1,497,564 | \$ - | \$ (173,375) | \$ - | A | \$ 1,324,189 | \$ - |
| 2. Premium Adjustment (Payable) (including high risk pool premium) | - | (126,111) | - | (72,971) | - | (53,140) | - | (52,505) | B | - | (105,645) |
| 3. Subtotal ACA Permanent Risk Adjustment Program | 1,503,280 | (126,111) | 5,716 | (72,971) | 1,497,564 | (53,140) | (173,375) | (52,505) | | 1,324,189 | (105,645) |
| b. Transitional ACA Reinsurance Program | | | | | | | | | | | |
| 1. Amounts recoverable for claims paid | - | - | - | - | - | - | - | - | C | - | - |
| 2. Amounts recoverable for claims unpaid (contra liability) | - | - | - | - | - | - | - | - | D | - | - |
| 3. Amounts receivable relating to uninsured plans | - | - | - | - | - | - | - | - | E | - | - |
| 4. Liabilities for contributions payable due to ACA Reinsurance—not reported as ceded premium | - | - | - | - | - | - | - | - | F | - | - |
| 5. Ceded reinsurance premiums payable | - | - | - | - | - | - | - | - | G | - | - |
| 6. Liability for amounts held under uninsured plans | - | - | - | - | - | - | - | - | H | - | - |
| 7. Subtotal ACA Transitional Reinsurance Program | - | - | - | - | - | - | - | - | | - | - |
| c. Temporary ACA Risk Corridors Program | | | | | | | | | | | |
| 1. Accrued retrospective premium | - | - | - | - | - | - | - | - | I | - | - |
| 2. Reserve for rate credits or policy experience rating refunds | - | - | - | - | - | - | - | - | J | - | - |
| 3. Subtotal ACA Risk Corridors Program | - | - | - | - | - | - | - | - | | - | - |
| d. Total for ACA Risk-Sharing Provisions | \$ 1,503,280 | \$ (126,111) | \$ 5,716 | \$ (72,971) | \$ 1,497,564 | \$ (53,140) | \$ (173,375) | \$ (52,505) | | \$ 1,324,189 | \$ (105,645) |

Explanation of Adjustments

The risk adjustment receivable as of December 31, 2019 utilized paid claims through October 31, 2019. As of the Reporting Date, the risk adjustment receivable related to prior periods was adjusted based on CMS' Summary Report on Permanent Risk Adjustment Transfers for the 2019 Benefit Year. The risk adjustment receivable was further adjusted based on CMS' Summary Report of 2018 Benefit Year Risk Adjustment Data Validation Adjustments to Risk Adjustment Transfers and the estimated impact of 2019 Risk Adjustment Data Validation Adjustments to Risk Adjustment Transfers.

The risk adjustment payable as of December 31, 2019 utilized paid claims through October 31, 2019. As of the Reporting Date, the risk adjustment payable related to the prior period was adjusted based on CMS' Summary Report on Permanent Risk Adjustment Transfers for the 2019 Benefit Year. The risk adjustment payable was further adjusted based on CMS' Summary Report of 2018 Benefit Year Risk Adjustment Data Validation Adjustments to Risk Adjustment Transfers and the estimated impact of 2019 Risk Adjustment Data Validation Adjustments to Risk Adjustment Transfers.

- C. N/A
- D. N/A
- E. N/A
- F. N/A
- G. N/A
- H. N/A
- I. N/A
- J. N/A

STATEMENT AS OF SEPTEMBER 30, 2020 OF THE UnitedHealthcare of Ohio, Inc.

- (4) The Company does not have any risk corridor receivables or payables to present in the table below.

| Risk Corridors Program Year: | Accrued During the Prior Year on Business Written Before December 31 of the Prior Year | | Received or Paid as of the Current Year on Business Written Before December 31 of the Prior Year | | Differences | | Adjustments | | Unsettled Balances as of the Reporting Date | | |
|---|--|-----------|--|-----------|--|--|------------------------|------------------------|---|---|-----------|
| | 1 | 2 | 3 | 4 | Prior Year Accrued Less Payments (Col 1-3) | Prior Year Accrued Less Payments (Col 2-4) | To Prior Year Balances | To Prior Year Balances | Cumulative Balance from Prior Years (Col 1-3+7) | Cumulative Balance from Prior Years (Col 2-4+8) | |
| | Receivable | (Payable) | Receivable | (Payable) | Receivable | (Payable) | Receivable | (Payable) | Ref | Receivable | (Payable) |
| a. 2014 | | | | | | | | | | | |
| 1. Accrued retrospective premium | \$ - | \$ - | \$ - | \$ - | \$ - | \$ - | \$ - | \$ - | A | \$ - | \$ - |
| 2. Reserve for rate credits or policy experience rating refunds | - | - | - | - | - | - | - | - | B | - | - |
| b. 2015 | | | | | | | | | | | |
| 1. Accrued retrospective premium | - | - | - | - | - | - | - | - | C | - | - |
| 2. Reserve for rate credits or policy experience rating refunds | - | - | - | - | - | - | - | - | D | - | - |
| c. 2016 | | | | | | | | | | | |
| 1. Accrued retrospective premium | - | - | - | - | - | - | - | - | E | - | - |
| 2. Reserve for rate credits or policy experience rating refunds | - | - | - | - | - | - | - | - | F | - | - |
| d. Total for Risk Corridors | \$ - | \$ - | \$ - | \$ - | \$ - | \$ - | \$ - | \$ - | | \$ - | \$ - |

Explanation of Adjustments

- A.
B.
C.
D.
E.
F.

- (5) The following table discloses ACA risk corridor receivable balances by risk corridor program year.

| Risk Corridors Program Year: | 1 | 2 | 3 | 4 | 5 | 6 |
|------------------------------|---|---|---------------------------|---|---------------------|--------------------------|
| | Estimated Amount to be Filed or Final Amount Filed with CMS | Non-Accrued Amounts for Impairment or Other Reasons | Amounts received from CMS | Asset Balance (Gross of Non-admissions) (1-2-3) | Non-admitted Amount | Net Admitted Asset (4-5) |
| a. 2014 | \$ - | \$ - | \$ - | \$ - | \$ - | \$ - |
| b. 2015 | 902,297 | 902,297 | - | - | - | - |
| c. 2016 | 3,833,593 | 3,833,593 | - | - | - | - |
| d. Total (a+b+c) | \$ 4,735,890 | \$ 4,735,890 | \$ - | \$ - | \$ - | \$ - |

25. CHANGE IN INCURRED CLAIMS AND CLAIMS ADJUSTMENT EXPENSES

- A. Changes in estimates related to the prior year incurred claims are included in total hospital and medical expenses in the current year in the statutory basis statements of operations. The following tables disclose paid claims, incurred claims, and the balance in claims unpaid, accrued medical incentive pool and bonus amounts, health care receivables and reinsurance recoverables at September 30, 2020 and December 31, 2019:

| | September 30, 2020 | | |
|---|------------------------------|-----------------------------|----------------|
| | Current Year Incurred Claims | Prior Years Incurred Claims | Total |
| Beginning of year claim reserve | \$ - | \$ (5,193,005) | \$ (5,193,005) |
| Paid claims—net of health care receivables | 20,049,642 | 4,063,077 | 24,112,719 |
| End of year claim reserve | 3,505,430 | 167,131 | 3,672,561 |
| Incurred claims excluding the change in health care receivables | 23,555,072 | (962,797) | 22,592,275 |
| Beginning of year health care receivables | - | 1,811,421 | 1,811,421 |
| End of year health care receivables | (1,290,150) | (68,207) | (1,358,357) |
| Total incurred claims | \$ 22,264,922 | \$ 780,417 | \$ 23,045,339 |

STATEMENT AS OF SEPTEMBER 30, 2020 OF THE UnitedHealthcare of Ohio, Inc.

| | December 31, 2019 | | |
|---|------------------------------------|-----------------------------------|----------------------|
| | Current Year Incurred Claims | Prior Years Incurred Claims | Total |
| Beginning of year claim reserve | \$ - | \$ (6,653,694) | \$ (6,653,694) |
| Paid claims—net of health care receivables and reinsurance recoveries collected | 39,061,161 | 3,613,381 | 42,674,542 |
| End of year claim reserve | <u>5,011,215</u> | <u>181,790</u> | <u>5,193,005</u> |
| Incurred claims excluding the change in health care receivables and reinsurance recoverables as presented below | 44,072,376 | (2,858,523) | 41,213,853 |
| Beginning of year health care receivables and reinsurance recoverables | - | 2,410,049 | 2,410,049 |
| End of year health care receivables | <u>(1,614,550)</u> | <u>(196,871)</u> | <u>(1,811,421)</u> |
| Total incurred claims | <u>\$ 42,457,826</u> | <u>\$ (645,345)</u> | <u>\$ 41,812,481</u> |

The liability for claims unpaid, accrued medical incentive pool and bonus amounts, net of health care receivables as of December 31, 2019 was \$3,381,584. As of September 30, 2020, \$4,063,077 has been paid for incurred claims attributable to insured events of prior years. Reserves remaining for prior years, net of healthcare receivables are now \$98,924, as a result of re-estimation of unpaid claims. Therefore, there has been \$780,417 unfavorable prior year development since December 31, 2019 to September 30, 2020. The primary drivers consist of the unfavorable development in retroactivity for inpatient, outpatient, physician, and pharmacy claims of \$1,303,922 and unfavorable pharmacy rebate activity of \$168,208, offset by favorable developments of \$432,833 as a result of a change in the provision for adverse deviations in experience, \$133,651 in risk share activity, and \$70,350 in Medicare Part D claims experience.

At December 31, 2019, the Company recorded \$645,345 favorable development related to favorable development of a change in the provision for adverse deviations in experience of \$468,131, favorable development of \$198,817 in retroactivity for inpatient, outpatient, physician, and pharmacy claims, favorable development of \$194,848 related to pharmacy rebates and favorable development of \$173,182 related to subrogation recoveries, offset by, unfavorable development of \$263,209 in Medicare Part D claims experience and unfavorable development of \$132,032 in risk share. Original estimates are increased or decreased, as additional information becomes known regarding individual claims, which could have an impact to the accruals for medical loss ratio rebates and retrospectively rated contracts. As a result of the prior year effects, on a regular basis, the Company adjusts revenue and the corresponding liability and/or receivable related to retrospectively rated policies and the impact of the change is included as a component of change in unearned premium reserves and reserve for rate credits in the statutory basis statements of operations.

The Company incurred claims adjustment expenses (“CAE”) of \$1,029,025 and \$1,899,093 for the nine months ended September 30, 2020 and the year ended December 31, 2019, respectively. These costs are included in the management service fees paid by the Company to UHS as a part of the Agreement. The following table discloses paid CAE, incurred CAE, and the balance in unpaid CAE reserve for the nine months ended September 30, 2020 and the year ended December 31, 2019:

| | September 30, 2020 | December 31, 2019 |
|--|---------------------|---------------------|
| Total claims adjustment expenses | \$ 1,029,025 | \$ 1,899,093 |
| Less: current year unpaid claims adjustment expenses | (19,493) | (23,676) |
| Add: prior year unpaid claims adjustment expenses | <u>23,676</u> | <u>25,380</u> |
| Total claims adjustment expenses paid | <u>\$ 1,033,208</u> | <u>\$ 1,900,797</u> |

B. The Company did not make any significant changes in methodologies and assumptions used in the calculation of the liability for claims unpaid and unpaid CAE in 2019.

26. INTERCOMPANY POOLING ARRANGEMENTS

A–G. No significant change.

27. STRUCTURED SETTLEMENTS

A–B. No significant change.

28. HEALTH CARE RECEIVABLES

- A.** Pharmacy rebates receivable are recorded when reasonably estimated or billed by the affiliated pharmaceutical benefit manager in accordance with pharmaceutical rebate contract provisions. Information used to support rebates billed to the manufacturer is based on utilization information gathered by the pharmaceutical benefit manager and adjusted for significant changes in pharmaceutical contract provisions.

The Company evaluates admissibility of all pharmacy rebates receivable based on the administration of each underlying pharmaceutical benefit management agreement. The Company has non-admitted and excluded all pharmacy rebates receivable that do not meet the admissibility criteria of SSAP No. 84, *Health Care and Government Insured Plan Receivables* ("SSAP No. 84") from the statutory basis statements of admitted assets, liabilities, and capital and surplus.

For each pharmaceutical management agreement for which a portion of the total pharmacy rebates receivable can be admitted based on the admissibility criteria of SSAP No. 84, the pharmacy rebate transaction history is summarized as follows:

| Quarter | Estimated Pharmacy Rebates as Reported on Financial Statements | Pharmacy Rebates as Billed or Otherwise Confirmed | Actual Rebates Received within 90 Days of Billing | Actual Rebates Received within 91 to 180 Days of Billing | Actual Rebates Received More than 180 Days After Billing |
|------------|--|---|---|--|--|
| 9/30/2020 | \$ 637,070 | \$ 145,974 | \$ - | \$ - | \$ - |
| 6/30/2020 | 756,012 | 669,994 | 269,617 | - | - |
| 3/31/2020 | 750,413 | 747,232 | 67,900 | 584,230 | - |
| 12/31/2019 | 850,329 | 856,418 | 269,410 | 232,731 | 314,045 |
| 9/30/2019 | 792,058 | 843,241 | 326,312 | 360,711 | 120,196 |
| 6/30/2019 | 929,544 | 900,686 | 249,455 | 495,139 | 146,191 |
| 3/31/2019 | 833,904 | 837,930 | 370,568 | 259,602 | 242,213 |
| 12/31/2018 | 878,267 | 807,369 | 405,595 | 385,004 | 73,744 |
| 9/30/2018 | 776,986 | 774,858 | 414,917 | 303,796 | 83,196 |
| 6/30/2018 | 874,141 | 769,474 | 365,666 | 341,787 | 74,567 |
| 3/31/2018 | 645,178 | 623,929 | 204,294 | 343,813 | 70,478 |
| 12/31/2017 | 626,406 | 639,559 | 306,561 | 294,317 | 31,803 |

Of the amount reported as health care receivables, \$992,101 and \$1,154,437 relates to pharmacy rebates receivable as of September 30, 2020 and December 31, 2019, respectively. This decrease is primarily due to decreased membership along with the change in generic/name brand mix.

- B.** Not applicable.

29. PARTICIPATING POLICIES

No significant change.

30. PREMIUM DEFICIENCY RESERVES

The Company has not recorded any premium deficiency reserves (“PDR”) as of September 30, 2020 and December 31, 2019. The analysis of PDR was completed as of September 30, 2020 and December 31, 2019. The Company did consider anticipated investment income when calculating the PDR.

The following table summarizes the Company’s PDR as of September 30, 2020 and December 31, 2019:

| | September 30, 2020 |
|--|---|
| 1. Liability carried for premium deficiency reserves | \$ - |
| 2. Date of the most recent evaluation of this liability | <u>09/30/2020</u> |
| 3. Was anticipated investment income utilized in this calculation? | Yes <input checked="" type="checkbox"/> No <input type="checkbox"/> |
| | December 31, 2019 |
| 1. Liability carried for premium deficiency reserves | \$ - |
| 2. Date of the most recent evaluation of this liability | <u>12/31/2019</u> |
| 3. Was anticipated investment income utilized in this calculation? | Yes <input checked="" type="checkbox"/> No <input type="checkbox"/> |

31. ANTICIPATED SALVAGE AND SUBROGATION

No significant change.

GENERAL INTERROGATORIES

PART 1 - COMMON INTERROGATORIES

GENERAL

- 1.1 Did the reporting entity experience any material transactions requiring the filing of Disclosure of Material Transactions with the State of Domicile, as required by the Model Act? Yes [] No [X]
- 1.2 If yes, has the report been filed with the domiciliary state? Yes [] No []
- 2.1 Has any change been made during the year of this statement in the charter, by-laws, articles of incorporation, or deed of settlement of the reporting entity? Yes [] No [X]
- 2.2 If yes, date of change:
- 3.1 Is the reporting entity a member of an Insurance Holding Company System consisting of two or more affiliated persons, one or more of which is an insurer? Yes [X] No []
If yes, complete Schedule Y, Parts 1 and 1A.
- 3.2 Have there been any substantial changes in the organizational chart since the prior quarter end? Yes [] No [X]
- 3.3 If the response to 3.2 is yes, provide a brief description of those changes.
- 3.4 Is the reporting entity publicly traded or a member of a publicly traded group? Yes [X] No []
- 3.5 If the response to 3.4 is yes, provide the CIK (Central Index Key) code issued by the SEC for the entity/group. 0000731766
- 4.1 Has the reporting entity been a party to a merger or consolidation during the period covered by this statement? Yes [] No [X]
If yes, complete and file the merger history data file with the NAIC.
- 4.2 If yes, provide the name of the entity, NAIC Company Code, and state of domicile (use two letter state abbreviation) for any entity that has ceased to exist as a result of the merger or consolidation.

| 1 Name of Entity | 2 NAIC Company Code | 3 State of Domicile |
|---------------------|------------------------|------------------------|
| | | |

5. If the reporting entity is subject to a management agreement, including third-party administrator(s), managing general agent(s), attorney-in-fact, or similar agreement, have there been any significant changes regarding the terms of the agreement or principals involved? Yes [] No [X] N/A []
If yes, attach an explanation.
- 6.1 State as of what date the latest financial examination of the reporting entity was made or is being made. 12/31/2017
- 6.2 State the as of date that the latest financial examination report became available from either the state of domicile or the reporting entity. This date should be the date of the examined balance sheet and not the date the report was completed or released. 12/31/2017
- 6.3 State as of what date the latest financial examination report became available to other states or the public from either the state of domicile or the reporting entity. This is the release date or completion date of the examination report and not the date of the examination (balance sheet date). 05/23/2019
- 6.4 By what department or departments?
Ohio Department of Insurance
- 6.5 Have all financial statement adjustments within the latest financial examination report been accounted for in a subsequent financial statement filed with Departments? Yes [] No [] N/A [X]
- 6.6 Have all of the recommendations within the latest financial examination report been complied with? Yes [] No [] N/A [X]
- 7.1 Has this reporting entity had any Certificates of Authority, licenses or registrations (including corporate registration, if applicable) suspended or revoked by any governmental entity during the reporting period? Yes [] No [X]
- 7.2 If yes, give full information:
- 8.1 Is the company a subsidiary of a bank holding company regulated by the Federal Reserve Board? Yes [] No [X]
- 8.2 If response to 8.1 is yes, please identify the name of the bank holding company.
- 8.3 Is the company affiliated with one or more banks, thrifts or securities firms? Yes [X] No []
- 8.4 If response to 8.3 is yes, please provide below the names and location (city and state of the main office) of any affiliates regulated by a federal regulatory services agency [i.e. the Federal Reserve Board (FRB), the Office of the Comptroller of the Currency (OCC), the Federal Deposit Insurance Corporation (FDIC) and the Securities Exchange Commission (SEC)] and identify the affiliate's primary federal regulator.

| 1 Affiliate Name | 2 Location (City, State) | 3 FRB | 4 OCC | 5 FDIC | 6 SEC |
|-----------------------|-----------------------------|----------|----------|-----------|----------|
| Optum Bank, Inc. | Salt Lake City, UT | NO | NO | YES | NO |

GENERAL INTERROGATORIES

- 9.1 Are the senior officers (principal executive officer, principal financial officer, principal accounting officer or controller, or persons performing similar functions) of the reporting entity subject to a code of ethics, which includes the following standards? Yes No
- (a) Honest and ethical conduct, including the ethical handling of actual or apparent conflicts of interest between personal and professional relationships;
- (b) Full, fair, accurate, timely and understandable disclosure in the periodic reports required to be filed by the reporting entity;
- (c) Compliance with applicable governmental laws, rules and regulations;
- (d) The prompt internal reporting of violations to an appropriate person or persons identified in the code; and
- (e) Accountability for adherence to the code.
- 9.11 If the response to 9.1 is No, please explain:
- 9.2 Has the code of ethics for senior managers been amended? Yes No
- 9.21 If the response to 9.2 is Yes, provide information related to amendment(s).
- 9.3 Have any provisions of the code of ethics been waived for any of the specified officers? Yes No
- 9.31 If the response to 9.3 is Yes, provide the nature of any waiver(s).

FINANCIAL

- 10.1 Does the reporting entity report any amounts due from parent, subsidiaries or affiliates on Page 2 of this statement? Yes No
- 10.2 If yes, indicate any amounts receivable from parent included in the Page 2 amount: \$0

INVESTMENT

- 11.1 Were any of the stocks, bonds, or other assets of the reporting entity loaned, placed under option agreement, or otherwise made available for use by another person? (Exclude securities under securities lending agreements.) Yes No
- 11.2 If yes, give full and complete information relating thereto:
12. Amount of real estate and mortgages held in other invested assets in Schedule BA: \$0
13. Amount of real estate and mortgages held in short-term investments: \$0
- 14.1 Does the reporting entity have any investments in parent, subsidiaries and affiliates? Yes No
- 14.2 If yes, please complete the following:
- | | 1
Prior Year-End
Book/Adjusted
Carrying Value | 2
Current Quarter
Book/Adjusted
Carrying Value |
|---|--|---|
| 14.21 Bonds | \$0 | \$0 |
| 14.22 Preferred Stock | \$0 | \$0 |
| 14.23 Common Stock | \$0 | \$0 |
| 14.24 Short-Term Investments | \$0 | \$0 |
| 14.25 Mortgage Loans on Real Estate | \$0 | \$0 |
| 14.26 All Other | \$0 | \$0 |
| 14.27 Total Investment in Parent, Subsidiaries and Affiliates (Subtotal Lines 14.21 to 14.26) | \$0 | \$0 |
| 14.28 Total Investment in Parent included in Lines 14.21 to 14.26 above | \$0 | \$0 |
- 15.1 Has the reporting entity entered into any hedging transactions reported on Schedule DB? Yes No
- 15.2 If yes, has a comprehensive description of the hedging program been made available to the domiciliary state? Yes No N/A
- If no, attach a description with this statement.
16. For the reporting entity's security lending program, state the amount of the following as of the current statement date:
- 16.1 Total fair value of reinvested collateral assets reported on Schedule DL, Parts 1 and 2. \$0
- 16.2 Total book adjusted/carrying value of reinvested collateral assets reported on Schedule DL, Parts 1 and 2 \$0
- 16.3 Total payable for securities lending reported on the liability page. \$0

GENERAL INTERROGATORIES

17. Excluding items in Schedule E - Part 3 - Special Deposits, real estate, mortgage loans and investments held physically in the reporting entity's offices, vaults or safety deposit boxes, were all stocks, bonds and other securities, owned throughout the current year held pursuant to a custodial agreement with a qualified bank or trust company in accordance with Section 1, III - General Examination Considerations, F. Outsourcing of Critical Functions, Custodial or Safekeeping Agreements of the NAIC Financial Condition Examiners Handbook? Yes [X] No []
- 17.1 For all agreements that comply with the requirements of the NAIC Financial Condition Examiners Handbook, complete the following:

| 1 Name of Custodian(s) | 2 Custodian Address |
|-------------------------------|--|
| Bank of New York Mellon | Global Liquidity Services, 1 Wall St, 14th Floor, New York, NY 10286 |
| Northern Trust | 50 S. LaSalle, Chicago, IL 60675 |

- 17.2 For all agreements that do not comply with the requirements of the NAIC Financial Condition Examiners Handbook, provide the name, location and a complete explanation:

| 1 Name(s) | 2 Location(s) | 3 Complete Explanation(s) |
|--------------|------------------|------------------------------|
| | | |

- 17.3 Have there been any changes, including name changes, in the custodian(s) identified in 17.1 during the current quarter? Yes [] No [X]
- 17.4 If yes, give full information relating thereto:

| 1 Old Custodian | 2 New Custodian | 3 Date of Change | 4 Reason |
|--------------------|--------------------|---------------------|-------------|
| | | | |

- 17.5 Investment management – Identify all investment advisors, investment managers, broker/dealers, including individuals that have the authority to make investment decisions on behalf of the reporting entity. For assets that are managed internally by employees of the reporting entity, note as such. ["...that have access to the investment accounts"; "...handle securities"]

| 1 Name of Firm or Individual | 2 Affiliation |
|--|------------------|
| Internally Managed | I..... |
| JPMorgan Investment Management Inc. | U..... |

- 17.5097 For those firms/individuals listed in the table for Question 17.5, do any firms/individuals unaffiliated with the reporting entity (i.e. designated with a "U") manage more than 10% of the reporting entity's invested assets? Yes [X] No []

- 17.5098 For firms/individuals unaffiliated with the reporting entity (i.e. designated with a "U") listed in the table for Question 17.5, does the total assets under management aggregate to more than 50% of the reporting entity's invested assets? Yes [X] No []

- 17.6 For those firms or individuals listed in the table for 17.5 with an affiliation code of "A" (affiliated) or "U" (unaffiliated), provide the information for the table below.

| 1 | 2 | 3 | 4 | 5 |
|--|--|-------------------------------|-----------------|---|
| Central Registration Depository Number | Name of Firm or Individual | Legal Entity Identifier (LEI) | Registered With | Investment Management Agreement (IMA) Filed |
| 107038 | JPMorgan Investment Management Inc. | 549300W78QH4XMM6K69 | SEC | NO..... |

- 18.1 Have all the filing requirements of the Purposes and Procedures Manual of the NAIC Investment Analysis Office been followed? Yes [X] No []
- 18.2 If no, list exceptions:

19. By self-designating 5GI securities, the reporting entity is certifying the following elements for each self-designated 5GI security:
- a. Documentation necessary to permit a full credit analysis of the security does not exist or an NAIC CRP credit rating for an FE or PL security is not available.
 - b. Issuer or obligor is current on all contracted interest and principal payments.
 - c. The insurer has an actual expectation of ultimate payment of all contracted interest and principal.
- Has the reporting entity self-designated 5GI securities? Yes [] No [X]

20. By self-designating PLGI securities, the reporting entity is certifying the following elements of each self-designated PLGI security:
- a. The security was purchased prior to January 1, 2018.
 - b. The reporting entity is holding capital commensurate with the NAIC Designation reported for the security.
 - c. The NAIC Designation was derived from the credit rating assigned by an NAIC CRP in its legal capacity as a NRSRO which is shown on a current private letter rating held by the insurer and available for examination by state insurance regulators.
 - d. The reporting entity is not permitted to share this credit rating of the PL security with the SVO.
- Has the reporting entity self-designated PLGI securities? Yes [] No [X]

21. By assigning FE to a Schedule BA non-registered private fund, the reporting entity is certifying the following elements of each self-designated FE fund:
- a. The shares were purchased prior to January 1, 2019.
 - b. The reporting entity is holding capital commensurate with the NAIC Designation reported for the security.
 - c. The security had a public credit rating(s) with annual surveillance assigned by an NAIC CRP in its legal capacity as an NRSRO prior to January 1, 2019.
 - d. The fund only or predominantly holds bonds in its portfolio.
 - e. The current reported NAIC Designation was derived from the public credit rating(s) with annual surveillance assigned by an NAIC CRP in its legal capacity as an NRSRO.
 - f. The public credit rating(s) with annual surveillance assigned by an NAIC CRP has not lapsed.
- Has the reporting entity assigned FE to Schedule BA non-registered private funds that complied with the above criteria? Yes [] No [X]

GENERAL INTERROGATORIES

PART 2 - HEALTH

1. Operating Percentages:
- 1.1 A&H loss percent 82.8 %
- 1.2 A&H cost containment percent 2.4 %
- 1.3 A&H expense percent excluding cost containment expenses 13.4 %
- 2.1 Do you act as a custodian for health savings accounts? Yes [] No [X]
- 2.2 If yes, please provide the amount of custodial funds held as of the reporting date \$ 0
- 2.3 Do you act as an administrator for health savings accounts? Yes [] No [X]
- 2.4 If yes, please provide the balance of the funds administered as of the reporting date \$ 0
3. Is the reporting entity licensed or chartered, registered, qualified, eligible or writing business in at least two states? Yes [X] No []
- 3.1 If no, does the reporting entity assume reinsurance business that covers risks residing in at least one state other than the state of domicile of the reporting entity? Yes [] No []

SCHEDULE S - CEDED REINSURANCE

Showing All New Reinsurance Treaties - Current Year to Date

| 1 NAIC Company Code | 2 ID Number | 3 Effective Date | 4 Name of Reinsurer | 5 Domiciliary Jurisdiction | 6 Type of Reinsurance Ceded | 7 Type of Business Ceded | 8 Type of Reinsurer | 9 Certified Reinsurer Rating (1 through 6) | 10 Effective Date of Certified Reinsurer Rating |
|------------------------------|-------------------|------------------------|------------------------|----------------------------------|--------------------------------------|-----------------------------------|------------------------|--|--|
| NONE | | | | | | | | | |

SCHEDULE T - PREMIUMS AND OTHER CONSIDERATIONS

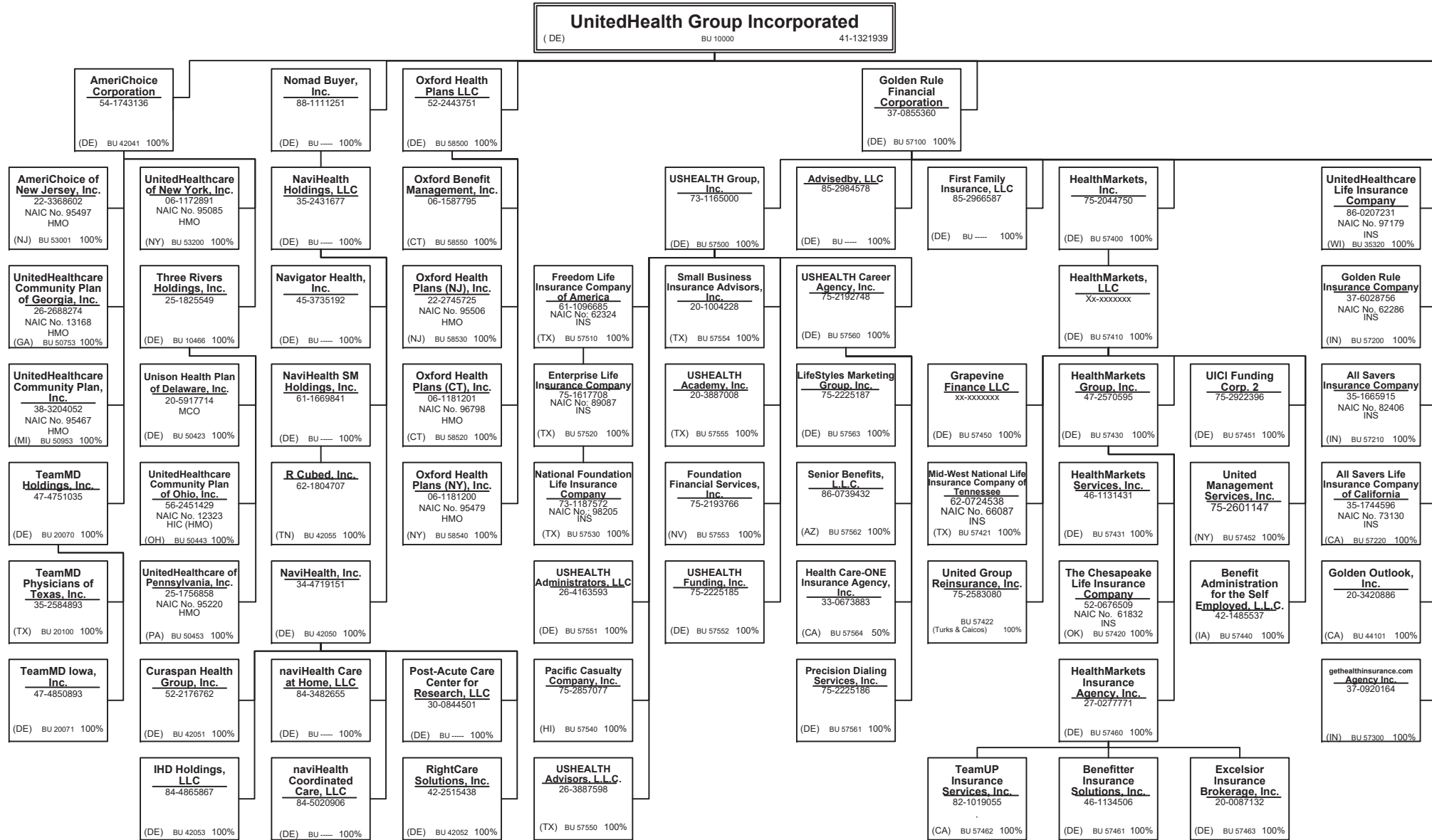
Current Year to Date - Allocated by States and Territories

| States, etc. | 1 Active Status (a) | Direct Business Only | | | | | | | 9 Deposit-Type Contracts |
|--|------------------------|-----------------------------------|---------------------------|-------------------------|---|---|---------------------------------|--------------------------------|-----------------------------|
| | | 2 Accident and Health Premiums | 3 Medicare Title XVIII | 4 Medicaid Title XIX | 5 Federal Employees Health Benefits Program Premiums | 6 Life and Annuity Premiums & Other Considerations | 7 Property/Casualty Premiums | 8 Total Columns 2 Through 7 | |
| 1. Alabama AL | N | 0 | 0 | 0 | 0 | 0 | 0 | 0 | 0 |
| 2. Alaska AK | N | 0 | 0 | 0 | 0 | 0 | 0 | 0 | 0 |
| 3. Arizona AZ | N | 0 | 0 | 0 | 0 | 0 | 0 | 0 | 0 |
| 4. Arkansas AR | N | 0 | 0 | 0 | 0 | 0 | 0 | 0 | 0 |
| 5. California CA | N | 0 | 0 | 0 | 0 | 0 | 0 | 0 | 0 |
| 6. Colorado CO | N | 0 | 0 | 0 | 0 | 0 | 0 | 0 | 0 |
| 7. Connecticut CT | N | 0 | 0 | 0 | 0 | 0 | 0 | 0 | 0 |
| 8. Delaware DE | N | 0 | 0 | 0 | 0 | 0 | 0 | 0 | 0 |
| 9. District of Columbia DC | N | 0 | 0 | 0 | 0 | 0 | 0 | 0 | 0 |
| 10. Florida FL | N | 0 | 0 | 0 | 0 | 0 | 0 | 0 | 0 |
| 11. Georgia GA | N | 0 | 0 | 0 | 0 | 0 | 0 | 0 | 0 |
| 12. Hawaii HI | N | 0 | 0 | 0 | 0 | 0 | 0 | 0 | 0 |
| 13. Idaho ID | N | 0 | 0 | 0 | 0 | 0 | 0 | 0 | 0 |
| 14. Illinois IL | N | 0 | 0 | 0 | 0 | 0 | 0 | 0 | 0 |
| 15. Indiana IN | N | 0 | 0 | 0 | 0 | 0 | 0 | 0 | 0 |
| 16. Iowa IA | N | 0 | 0 | 0 | 0 | 0 | 0 | 0 | 0 |
| 17. Kansas KS | N | 0 | 0 | 0 | 0 | 0 | 0 | 0 | 0 |
| 18. Kentucky KY | L | 10,854,243 | 0 | 0 | 0 | 0 | 0 | 10,854,243 | 0 |
| 19. Louisiana LA | N | 0 | 0 | 0 | 0 | 0 | 0 | 0 | 0 |
| 20. Maine ME | N | 0 | 0 | 0 | 0 | 0 | 0 | 0 | 0 |
| 21. Maryland MD | N | 0 | 0 | 0 | 0 | 0 | 0 | 0 | 0 |
| 22. Massachusetts MA | N | 0 | 0 | 0 | 0 | 0 | 0 | 0 | 0 |
| 23. Michigan MI | N | 0 | 0 | 0 | 0 | 0 | 0 | 0 | 0 |
| 24. Minnesota MN | N | 0 | 0 | 0 | 0 | 0 | 0 | 0 | 0 |
| 25. Mississippi MS | N | 0 | 0 | 0 | 0 | 0 | 0 | 0 | 0 |
| 26. Missouri MO | N | 0 | 0 | 0 | 0 | 0 | 0 | 0 | 0 |
| 27. Montana MT | N | 0 | 0 | 0 | 0 | 0 | 0 | 0 | 0 |
| 28. Nebraska NE | N | 0 | 0 | 0 | 0 | 0 | 0 | 0 | 0 |
| 29. Nevada NV | N | 0 | 0 | 0 | 0 | 0 | 0 | 0 | 0 |
| 30. New Hampshire NH | N | 0 | 0 | 0 | 0 | 0 | 0 | 0 | 0 |
| 31. New Jersey NJ | N | 0 | 0 | 0 | 0 | 0 | 0 | 0 | 0 |
| 32. New Mexico NM | N | 0 | 0 | 0 | 0 | 0 | 0 | 0 | 0 |
| 33. New York NY | N | 0 | 0 | 0 | 0 | 0 | 0 | 0 | 0 |
| 34. North Carolina NC | N | 0 | 0 | 0 | 0 | 0 | 0 | 0 | 0 |
| 35. North Dakota ND | N | 0 | 0 | 0 | 0 | 0 | 0 | 0 | 0 |
| 36. Ohio OH | L | 17,376,353 | 34 | 0 | 0 | 0 | 0 | 17,376,387 | 0 |
| 37. Oklahoma OK | N | 0 | 0 | 0 | 0 | 0 | 0 | 0 | 0 |
| 38. Oregon OR | N | 0 | 0 | 0 | 0 | 0 | 0 | 0 | 0 |
| 39. Pennsylvania PA | N | 0 | 0 | 0 | 0 | 0 | 0 | 0 | 0 |
| 40. Rhode Island RI | N | 0 | 0 | 0 | 0 | 0 | 0 | 0 | 0 |
| 41. South Carolina SC | N | 0 | 0 | 0 | 0 | 0 | 0 | 0 | 0 |
| 42. South Dakota SD | N | 0 | 0 | 0 | 0 | 0 | 0 | 0 | 0 |
| 43. Tennessee TN | N | 0 | 0 | 0 | 0 | 0 | 0 | 0 | 0 |
| 44. Texas TX | N | 0 | 0 | 0 | 0 | 0 | 0 | 0 | 0 |
| 45. Utah UT | N | 0 | 0 | 0 | 0 | 0 | 0 | 0 | 0 |
| 46. Vermont VT | N | 0 | 0 | 0 | 0 | 0 | 0 | 0 | 0 |
| 47. Virginia VA | N | 0 | 0 | 0 | 0 | 0 | 0 | 0 | 0 |
| 48. Washington WA | N | 0 | 0 | 0 | 0 | 0 | 0 | 0 | 0 |
| 49. West Virginia WV | N | 0 | 0 | 0 | 0 | 0 | 0 | 0 | 0 |
| 50. Wisconsin WI | N | 0 | 0 | 0 | 0 | 0 | 0 | 0 | 0 |
| 51. Wyoming WY | N | 0 | 0 | 0 | 0 | 0 | 0 | 0 | 0 |
| 52. American Samoa AS | N | 0 | 0 | 0 | 0 | 0 | 0 | 0 | 0 |
| 53. Guam GU | N | 0 | 0 | 0 | 0 | 0 | 0 | 0 | 0 |
| 54. Puerto Rico PR | N | 0 | 0 | 0 | 0 | 0 | 0 | 0 | 0 |
| 55. U.S. Virgin Islands VI | N | 0 | 0 | 0 | 0 | 0 | 0 | 0 | 0 |
| 56. Northern Mariana Islands MP | N | 0 | 0 | 0 | 0 | 0 | 0 | 0 | 0 |
| 57. Canada CAN | N | 0 | 0 | 0 | 0 | 0 | 0 | 0 | 0 |
| 58. Aggregate Other Aliens OT | XXX | 0 | 0 | 0 | 0 | 0 | 0 | 0 | 0 |
| 59. Subtotal | XXX | 28,230,596 | 34 | 0 | 0 | 0 | 0 | 28,230,630 | 0 |
| 60. Reporting Entity Contributions for Employee Benefit Plans | XXX | 0 | 0 | 0 | 0 | 0 | 0 | 0 | 0 |
| 61. Totals (Direct Business) | XXX | 28,230,596 | 34 | 0 | 0 | 0 | 0 | 28,230,630 | 0 |
| DETAILS OF WRITE-INS | | | | | | | | | |
| 58001. | XXX | | | | | | | | |
| 58002. | XXX | | | | | | | | |
| 58003. | XXX | | | | | | | | |
| 58998. Summary of remaining write-ins for Line 58 from overflow page | XXX | 0 | 0 | 0 | 0 | 0 | 0 | 0 | 0 |
| 58999. Totals (Lines 58001 through 58003 plus 58998)(Line 58 above) | XXX | 0 | 0 | 0 | 0 | 0 | 0 | 0 | 0 |

(a) Active Status Counts:
 L - Licensed or Chartered - Licensed Insurance carrier or domiciled RRG..... 2 R - Registered - Non-domiciled RRGs..... 0
 E - Eligible - Reporting entities eligible or approved to write surplus lines in the state..... 0 Q - Qualified - Qualified or accredited reinsurer..... 0
 N - None of the above - Not allowed to write business in the state..... 55

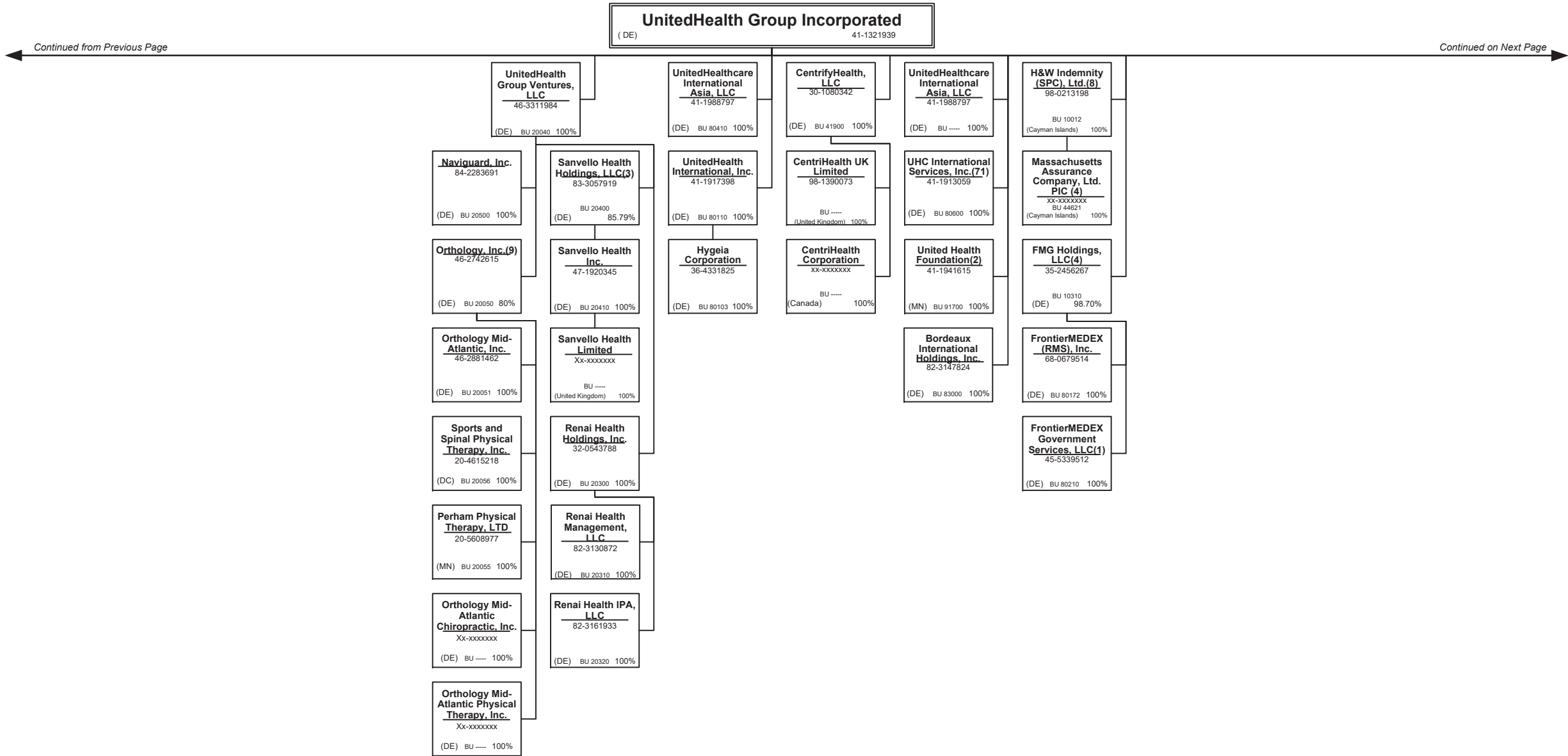
Premiums are allocated by state based on geographic market.

SCHEDULE Y – INFORMATION CONCERNING ACTIVITIES OF INSURER MEMBERS OF A HOLDING COMPANY GROUP
PART 1 – ORGANIZATIONAL CHART



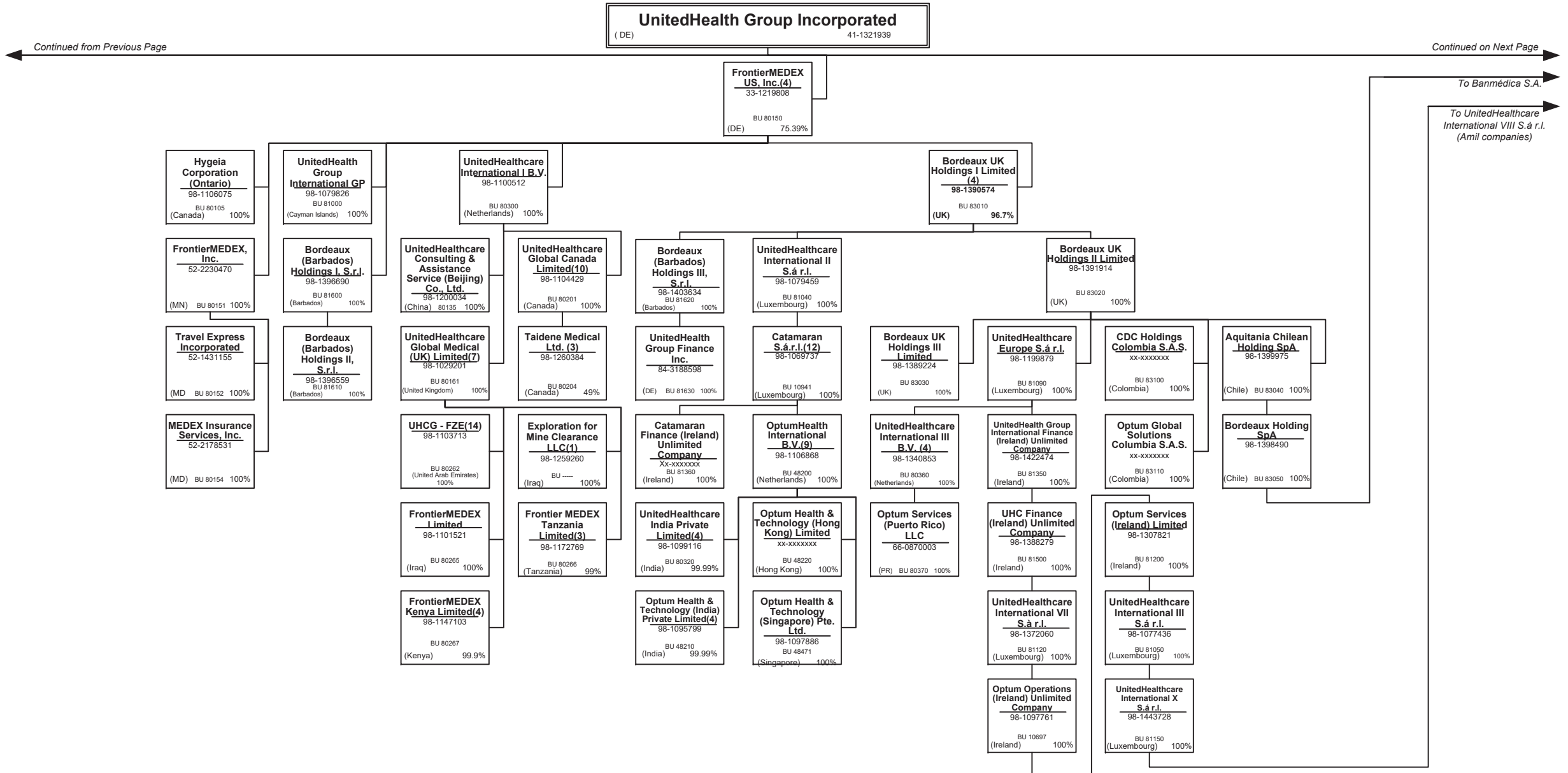
Continued on Next Page

SCHEDULE Y – INFORMATION CONCERNING ACTIVITIES OF INSURER MEMBERS OF A HOLDING COMPANY GROUP
PART 1 – ORGANIZATIONAL CHART



15.1

SCHEDULE Y – INFORMATION CONCERNING ACTIVITIES OF INSURER MEMBERS OF A HOLDING COMPANY GROUP
PART 1 – ORGANIZATIONAL CHART



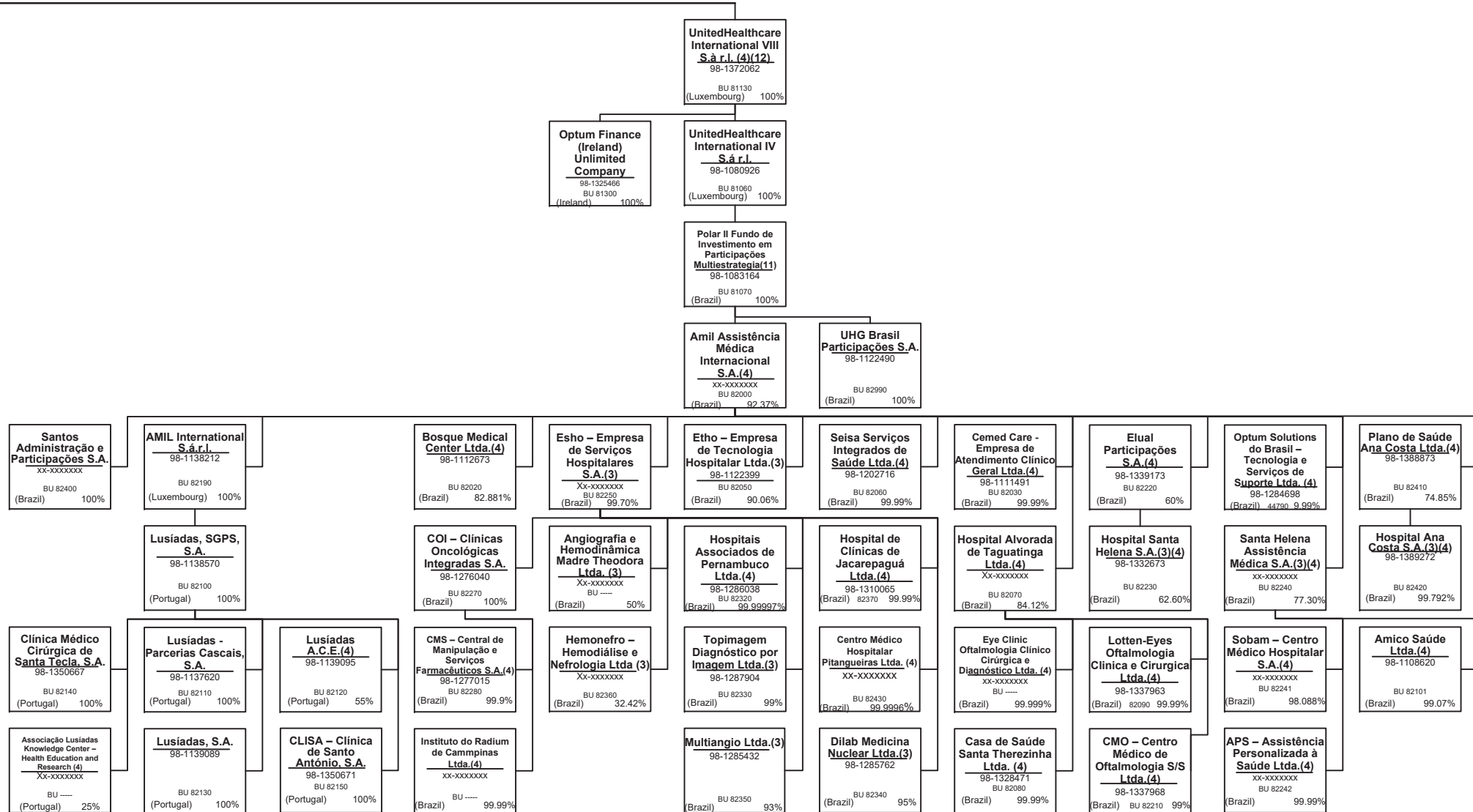
15.2

SCHEDULE Y – INFORMATION CONCERNING ACTIVITIES OF INSURER MEMBERS OF A HOLDING COMPANY GROUP
PART 1 – ORGANIZATIONAL CHART

UnitedHealth Group Incorporated
 (DE) 41-1321939

Continued from Previous Page

Continued on Next Page



15.3

SCHEDULE Y – INFORMATION CONCERNING ACTIVITIES OF INSURER MEMBERS OF A HOLDING COMPANY GROUP
PART 1 – ORGANIZATIONAL CHART

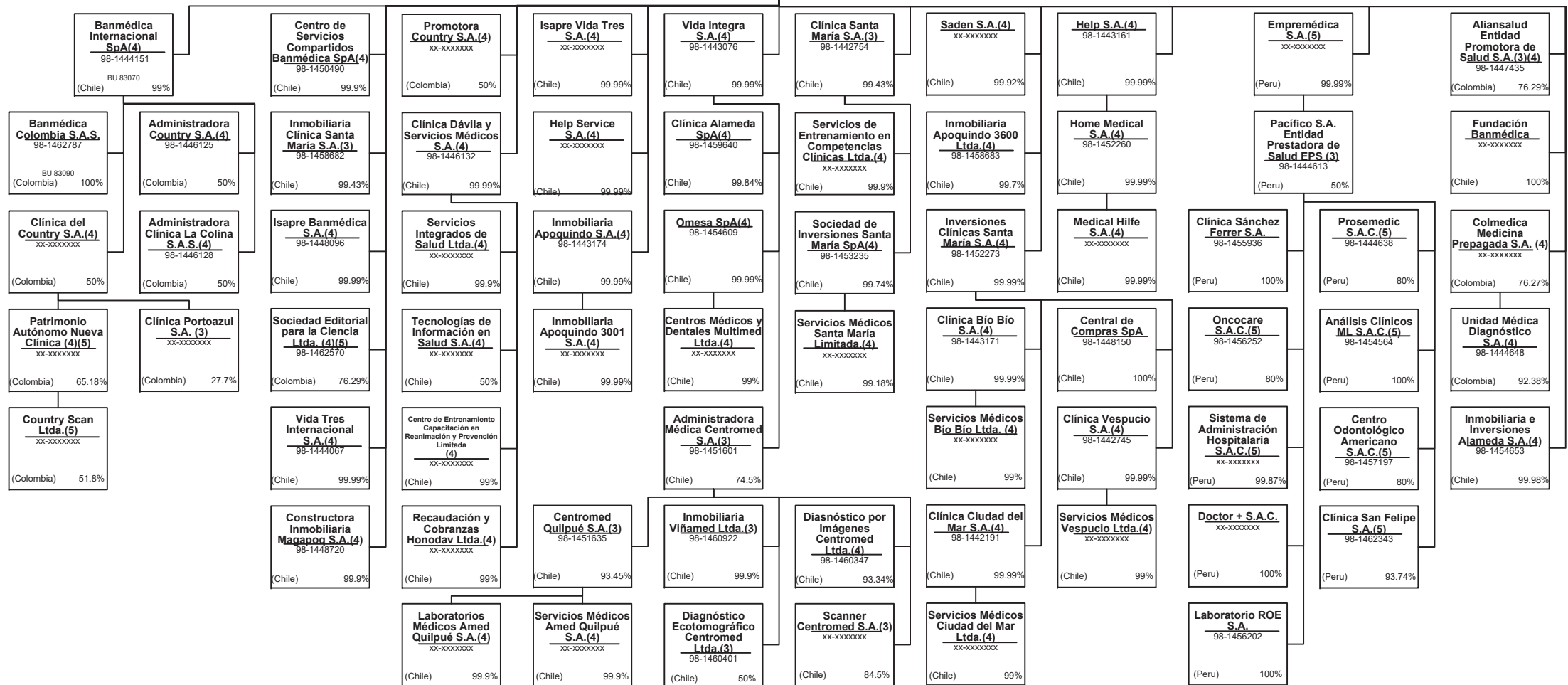
UnitedHealth Group Incorporated
 (DE) 41-1321939

Continued from Previous Page

United HealthCare Services, Inc.
 41-1289245
 (MN) BU 20020 100%

Continued on Next Page

Banmédica S.A.(3)
 98-1444127
 BU 83060
 (Chile) 98.2285%



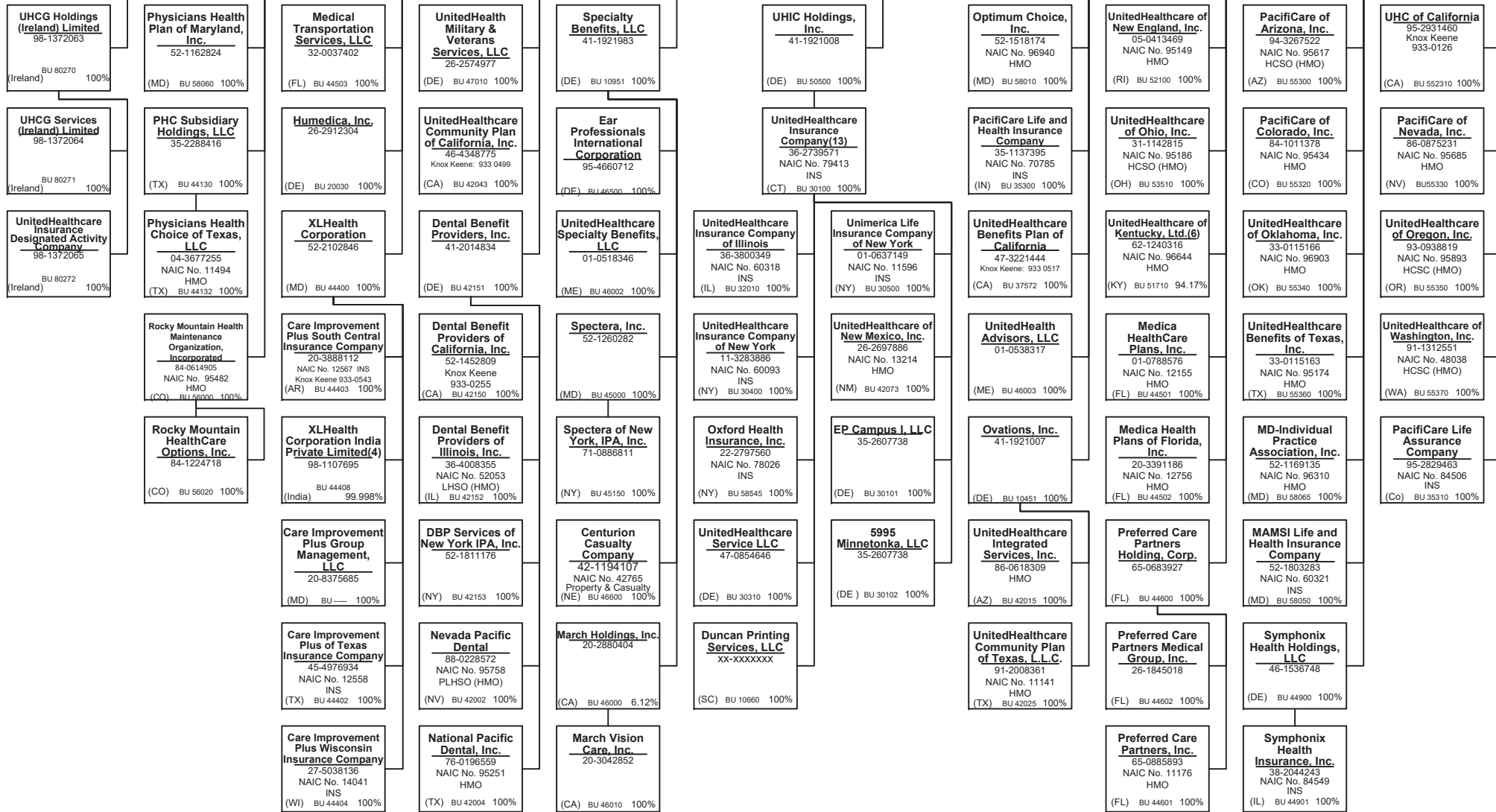
15.4

SCHEDULE Y – INFORMATION CONCERNING ACTIVITIES OF INSURER MEMBERS OF A HOLDING COMPANY GROUP
PART 1 – ORGANIZATIONAL CHART

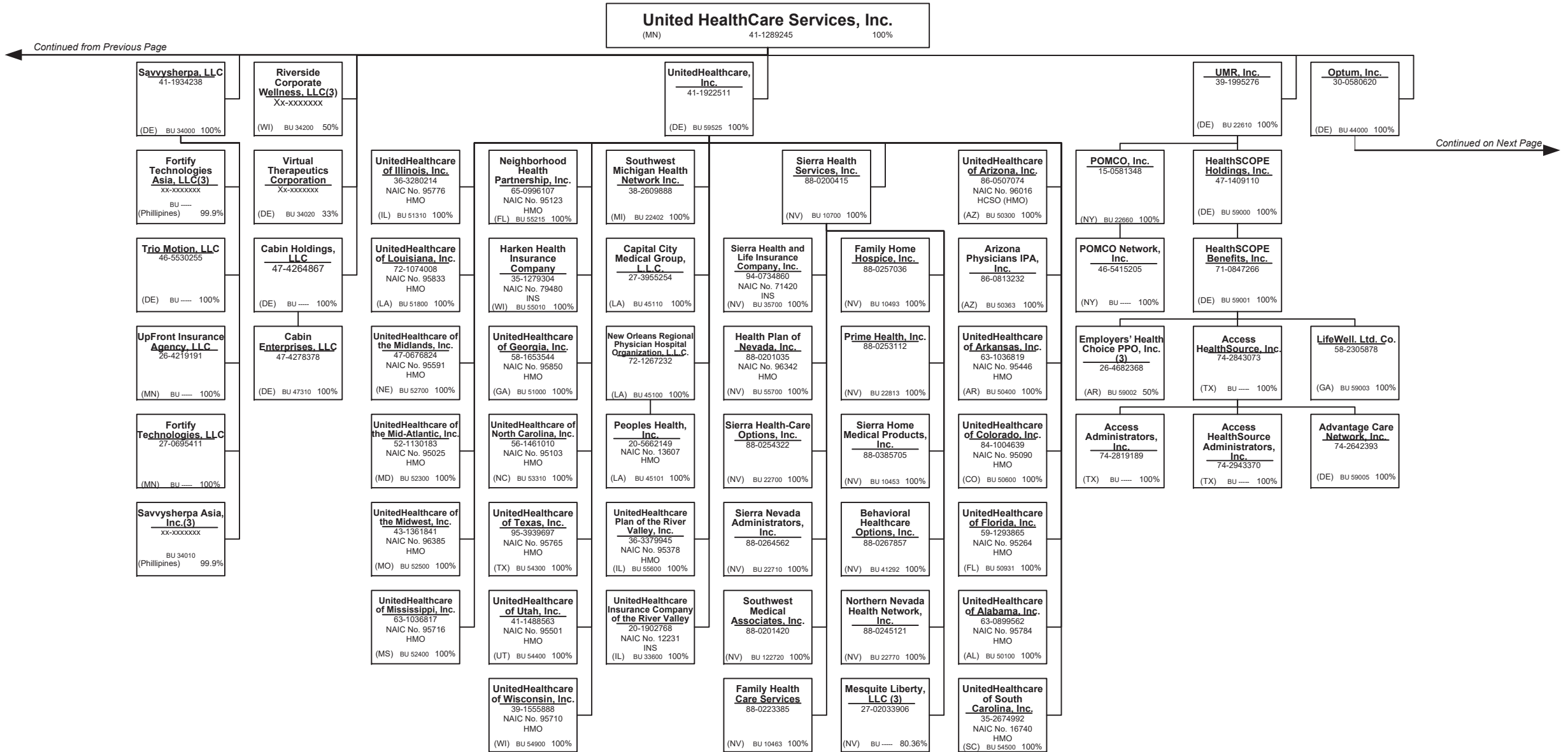
United HealthCare Services, Inc.
 (MN) 41-1289245 100%

Continued from Previous Page

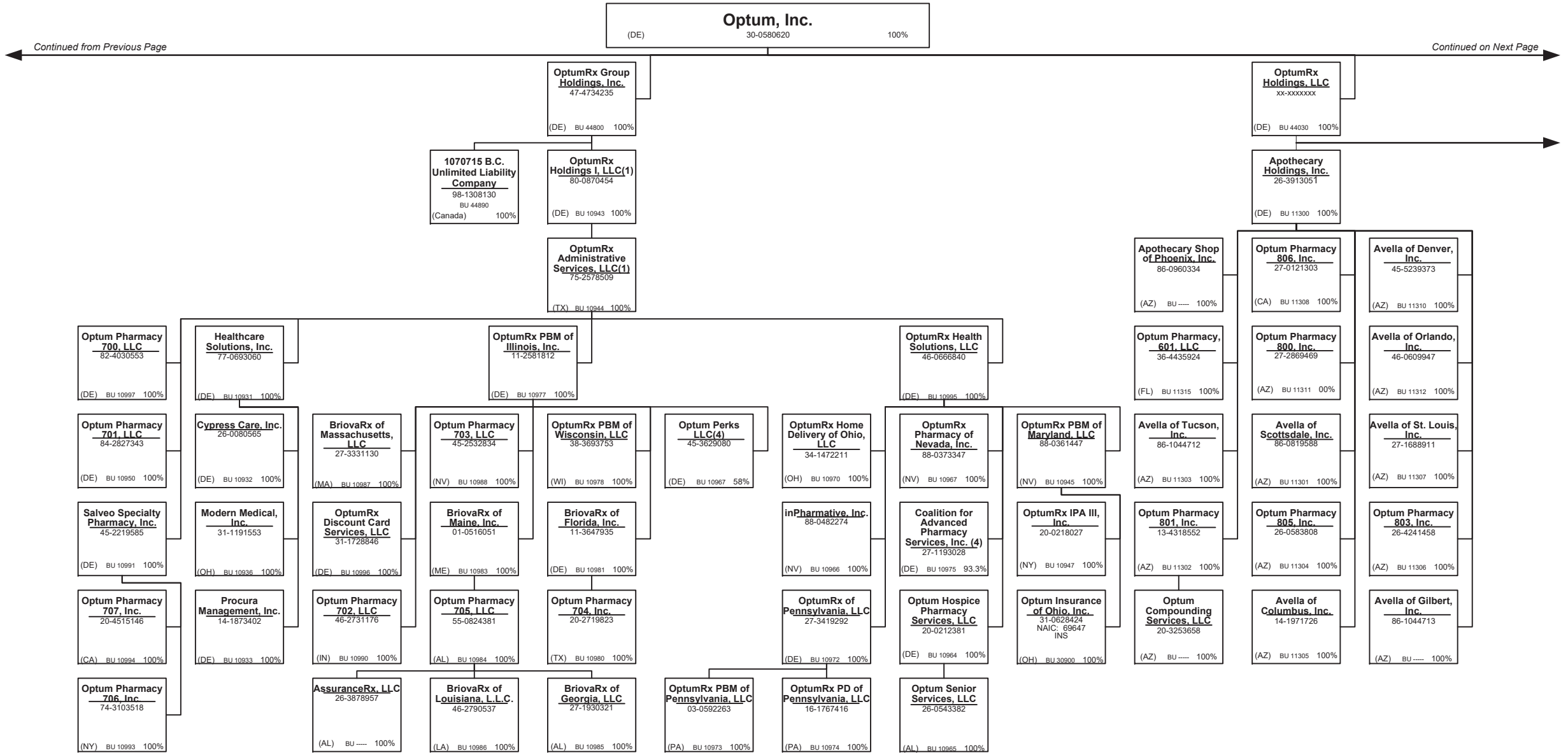
Continued on Next Page



SCHEDULE Y – INFORMATION CONCERNING ACTIVITIES OF INSURER MEMBERS OF A HOLDING COMPANY GROUP
PART 1 – ORGANIZATIONAL CHART

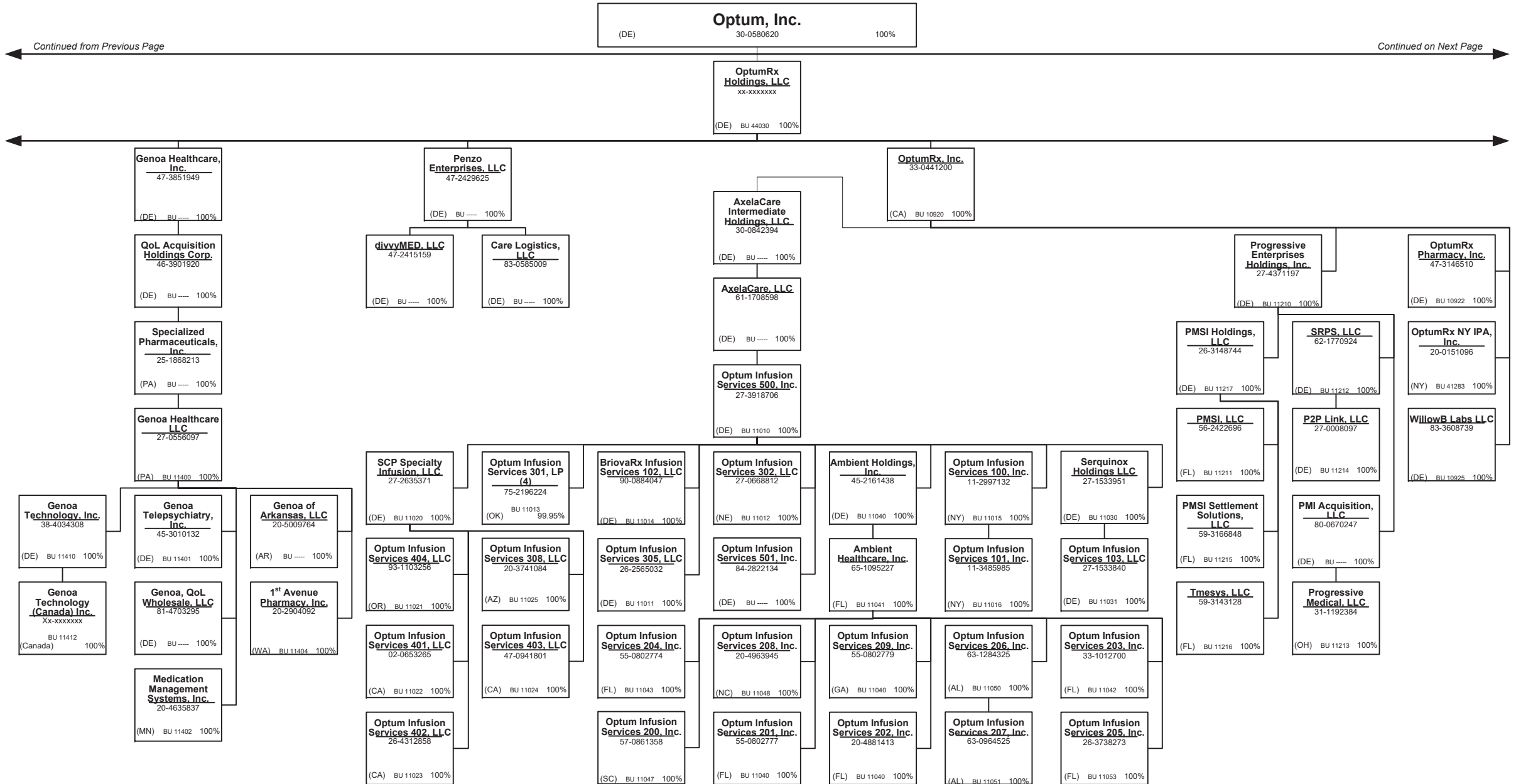


SCHEDULE Y – INFORMATION CONCERNING ACTIVITIES OF INSURER MEMBERS OF A HOLDING COMPANY GROUP
PART 1 – ORGANIZATIONAL CHART



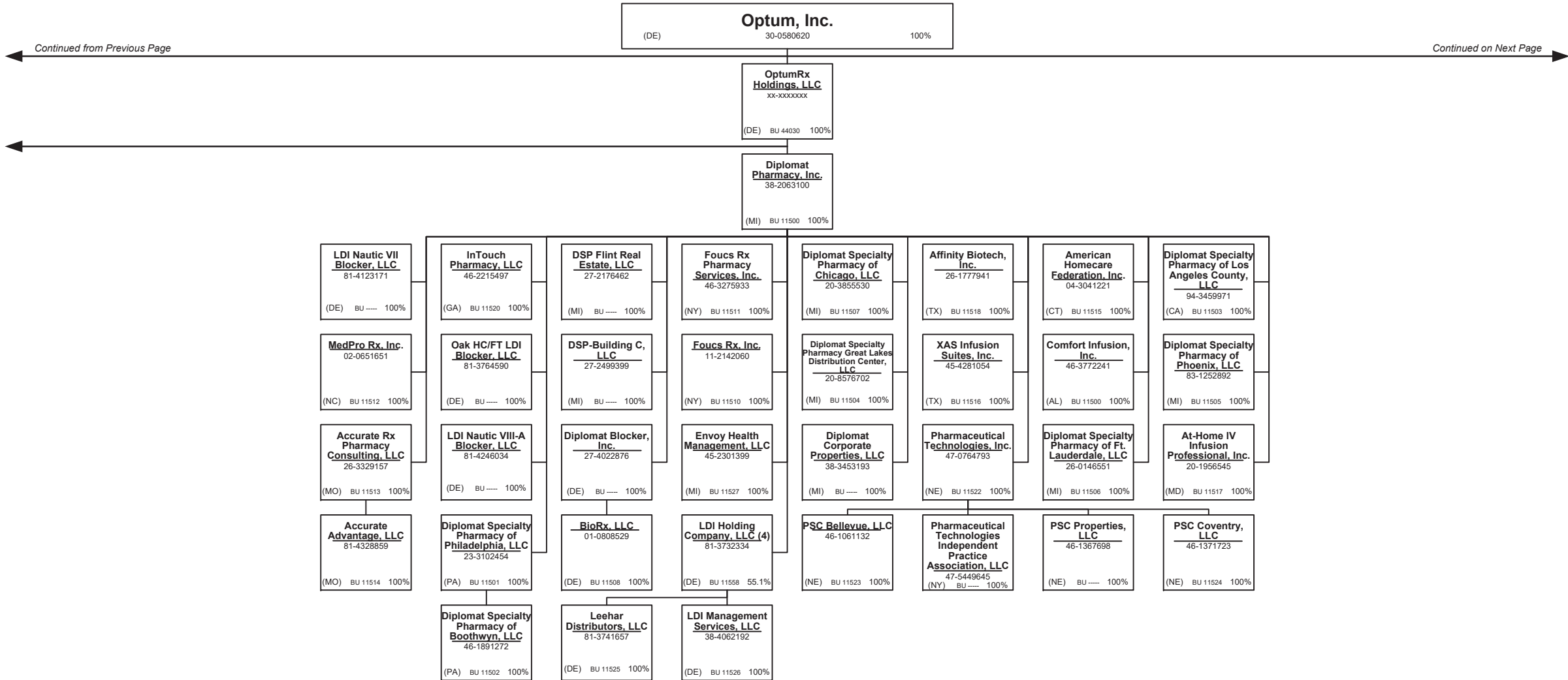
15.7

SCHEDULE Y – INFORMATION CONCERNING ACTIVITIES OF INSURER MEMBERS OF A HOLDING COMPANY GROUP
PART 1 – ORGANIZATIONAL CHART



15.8

SCHEDULE Y – INFORMATION CONCERNING ACTIVITIES OF INSURER MEMBERS OF A HOLDING COMPANY GROUP
PART 1 – ORGANIZATIONAL CHART

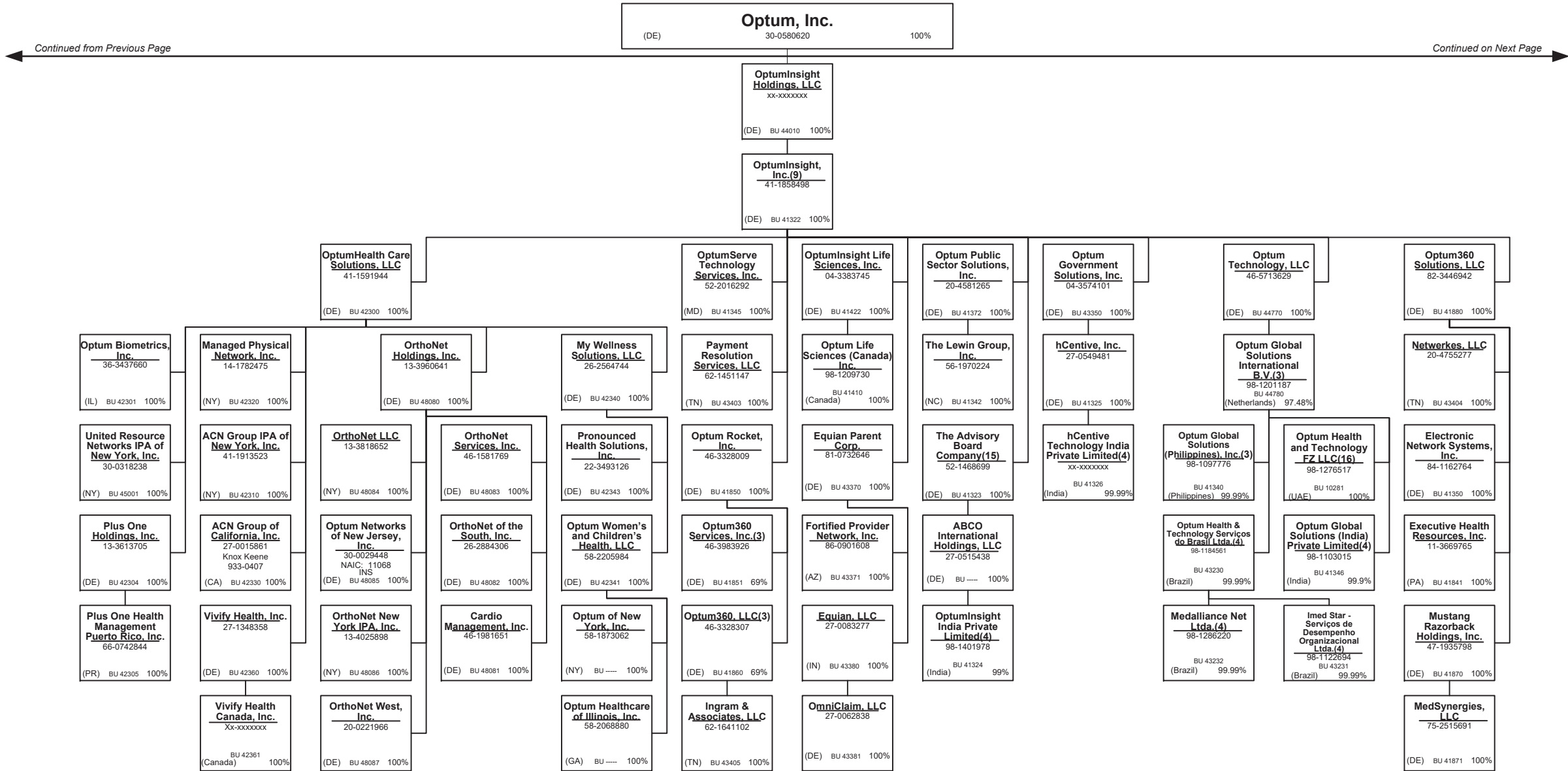


15.9

Continued from Previous Page

Continued on Next Page

SCHEDULE Y – INFORMATION CONCERNING ACTIVITIES OF INSURER MEMBERS OF A HOLDING COMPANY GROUP
PART 1 – ORGANIZATIONAL CHART

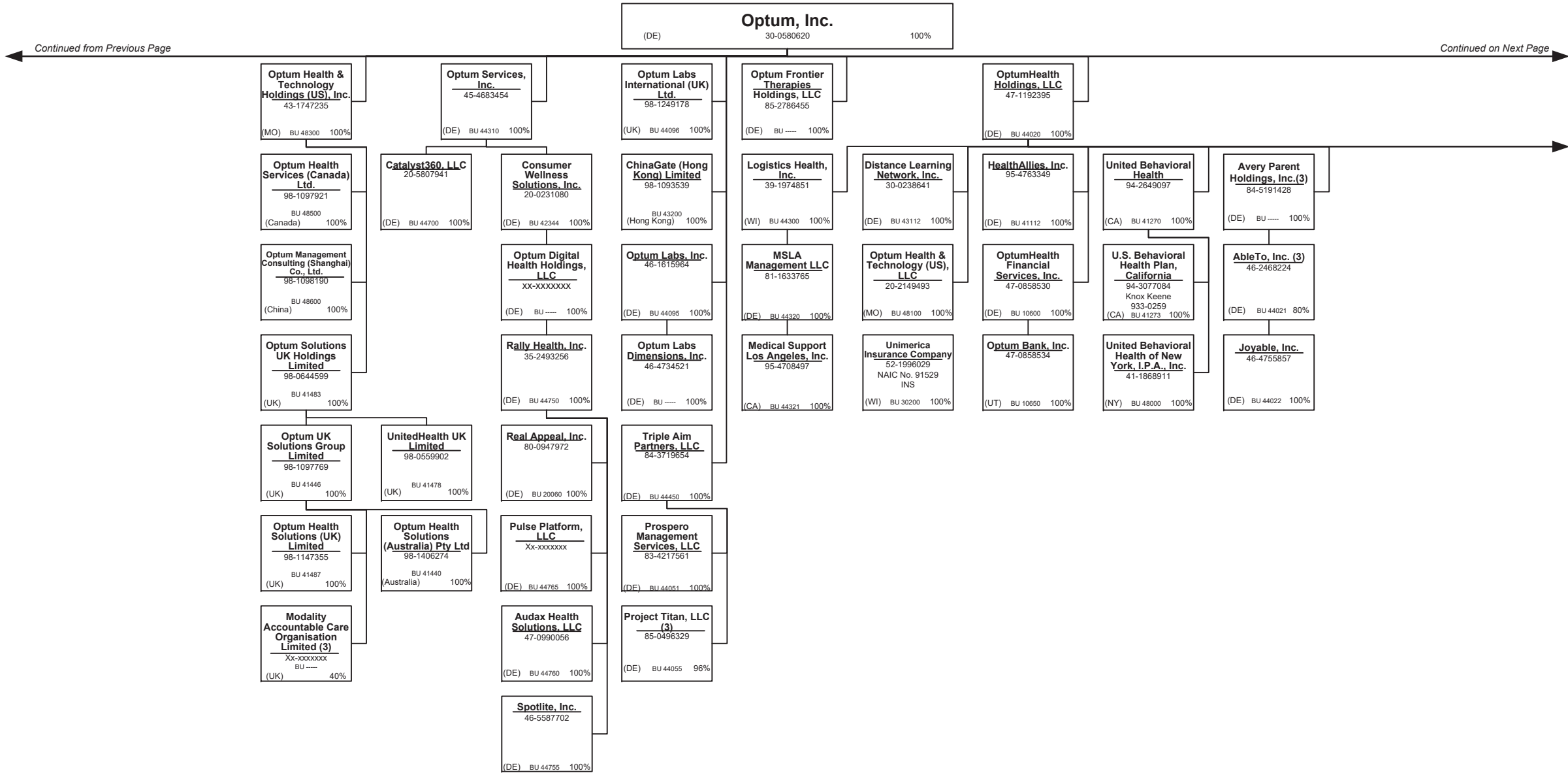


15.10

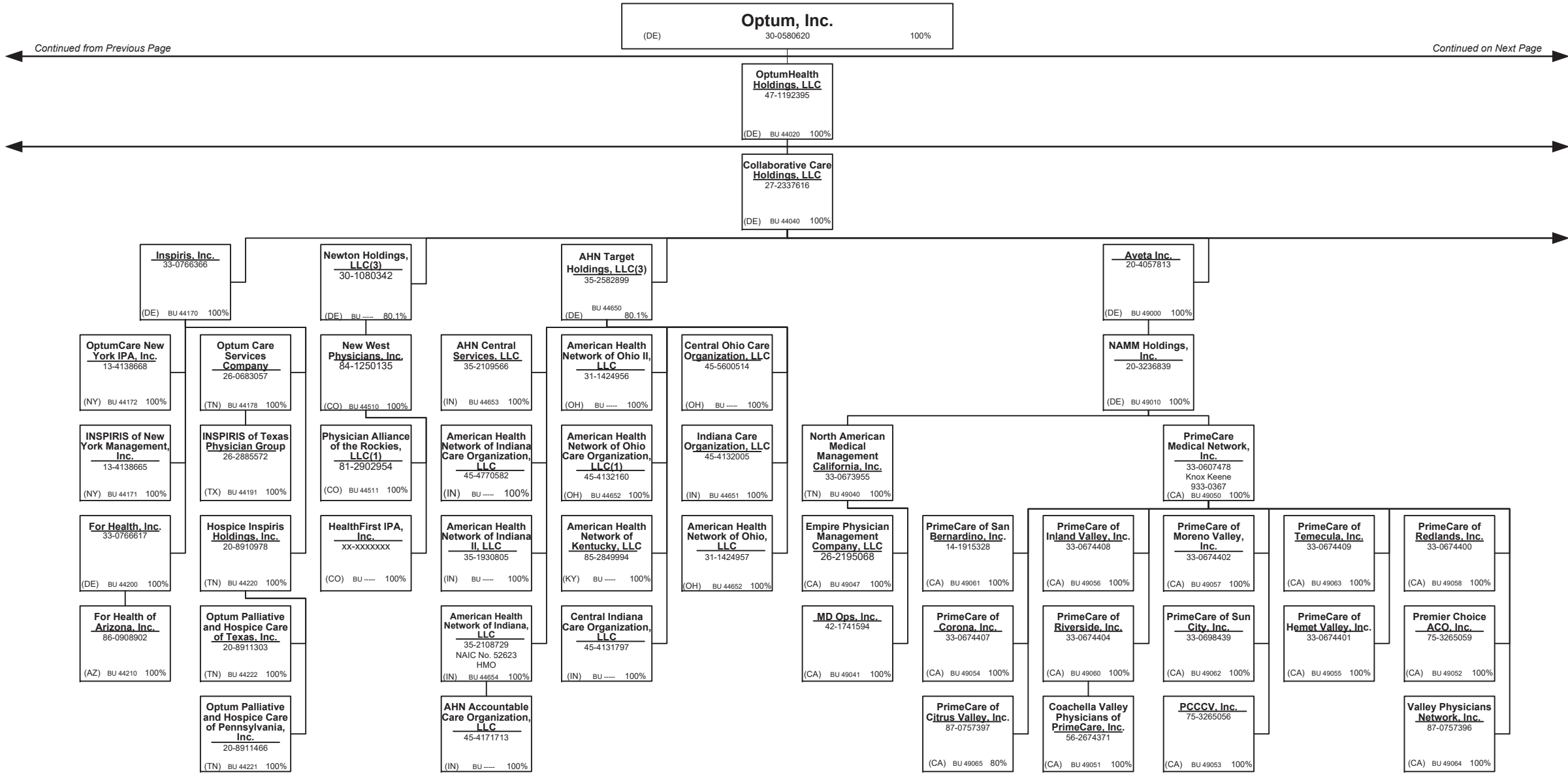
Continued from Previous Page

Continued on Next Page

SCHEDULE Y – INFORMATION CONCERNING ACTIVITIES OF INSURER MEMBERS OF A HOLDING COMPANY GROUP
PART 1 – ORGANIZATIONAL CHART



SCHEDULE Y – INFORMATION CONCERNING ACTIVITIES OF INSURER MEMBERS OF A HOLDING COMPANY GROUP
PART 1 – ORGANIZATIONAL CHART

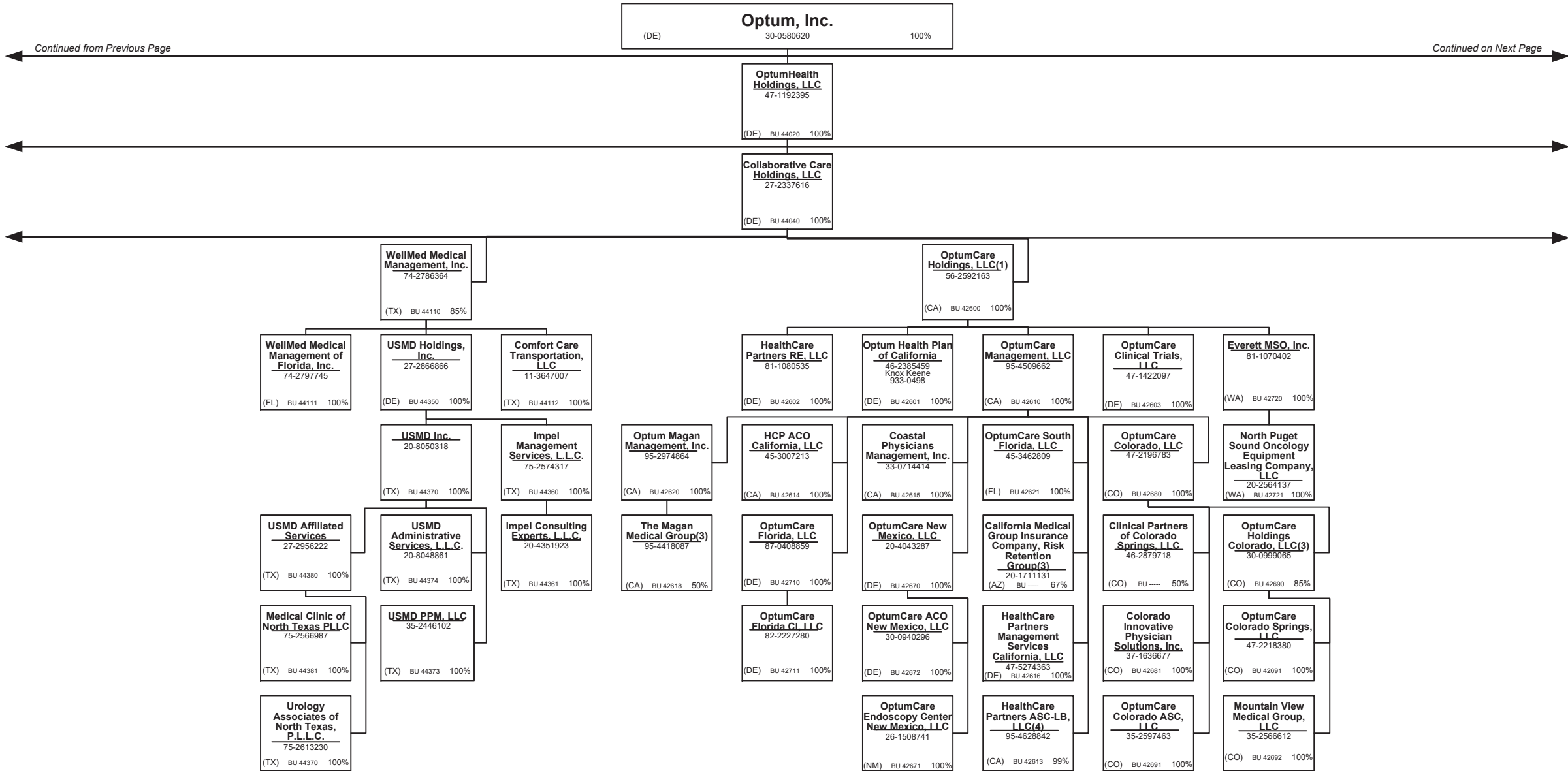


15.12

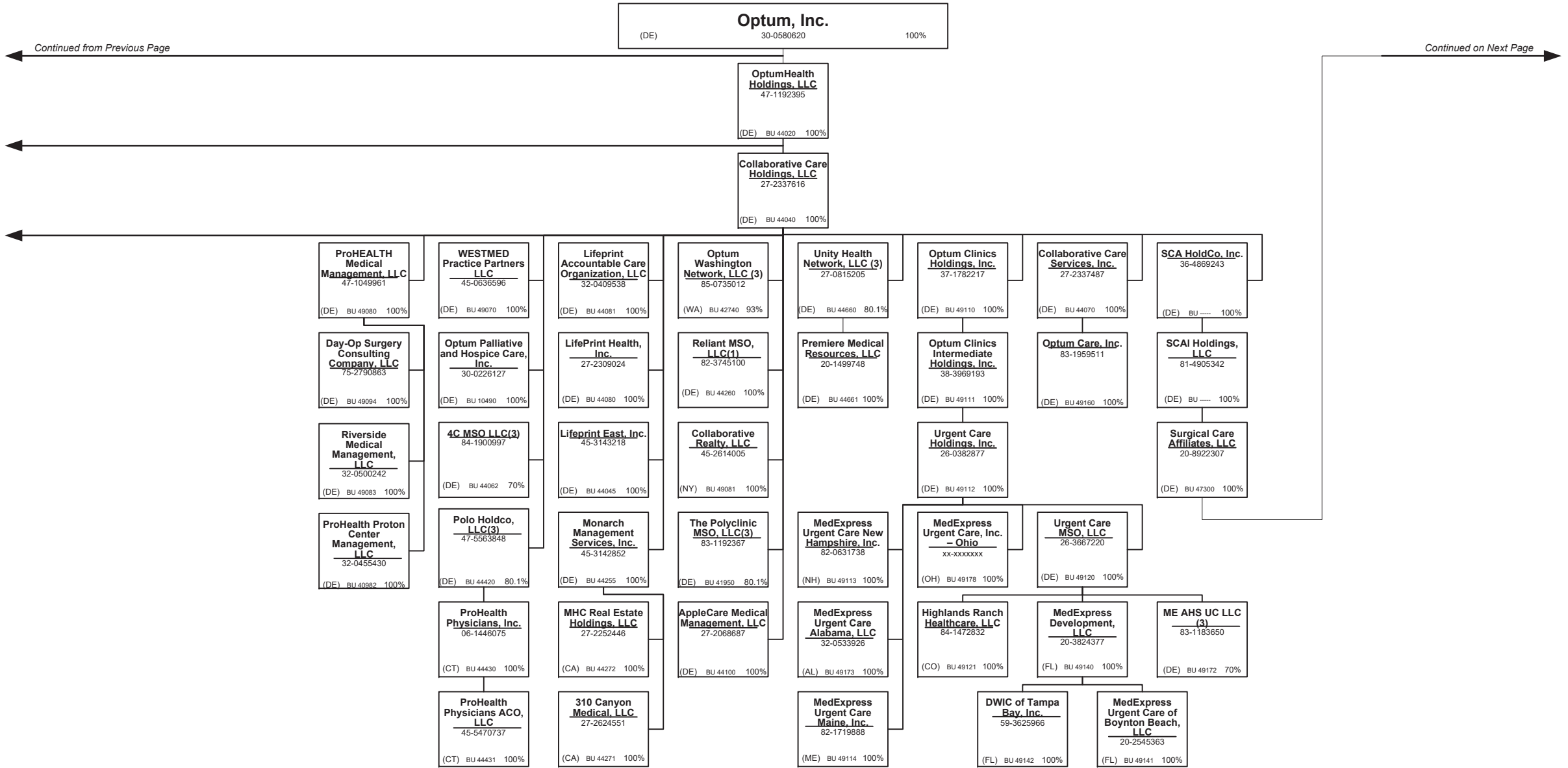
Continued from Previous Page

Continued on Next Page

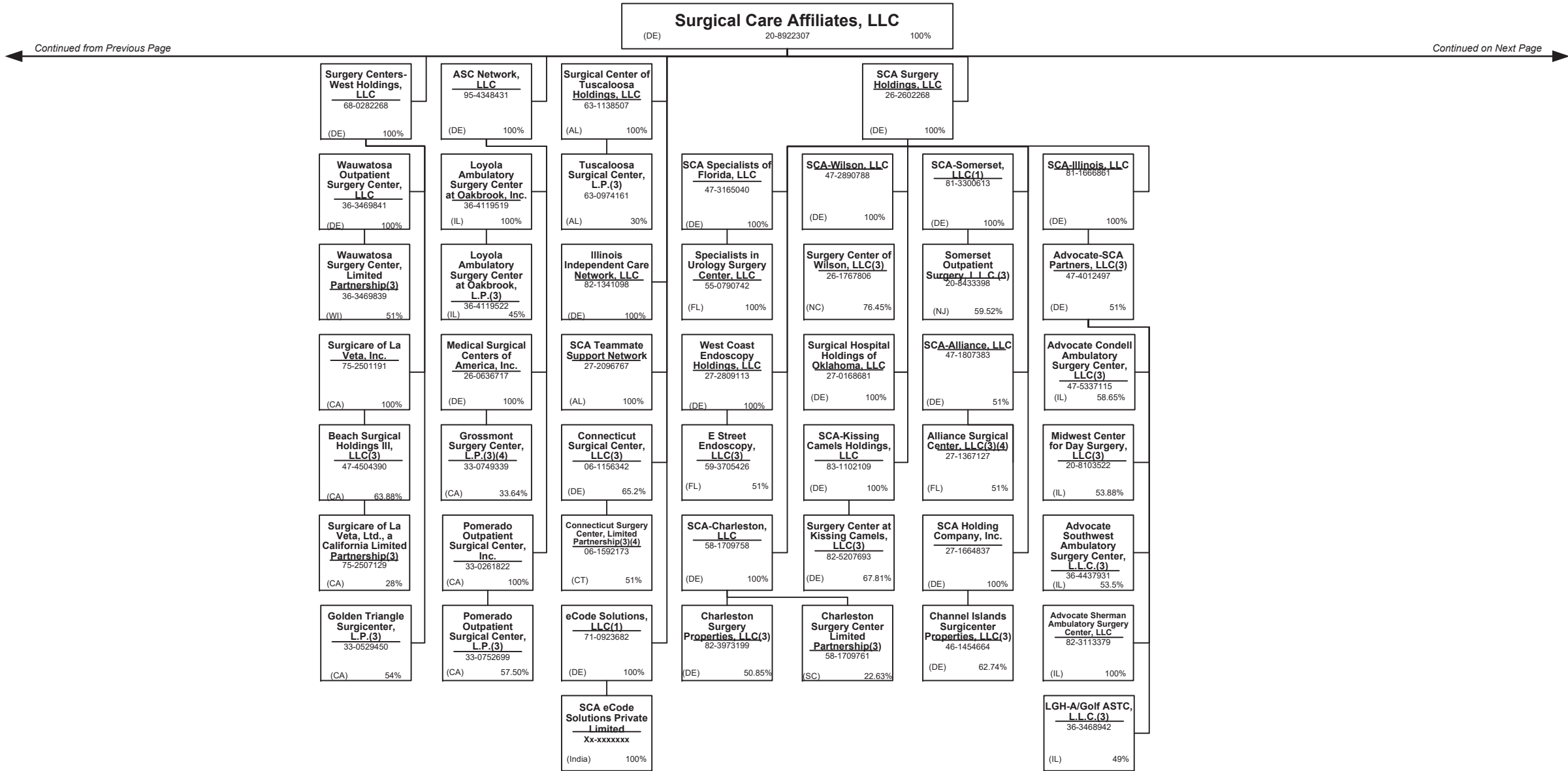
SCHEDULE Y – INFORMATION CONCERNING ACTIVITIES OF INSURER MEMBERS OF A HOLDING COMPANY GROUP
PART 1 – ORGANIZATIONAL CHART



SCHEDULE Y – INFORMATION CONCERNING ACTIVITIES OF INSURER MEMBERS OF A HOLDING COMPANY GROUP
PART 1 – ORGANIZATIONAL CHART



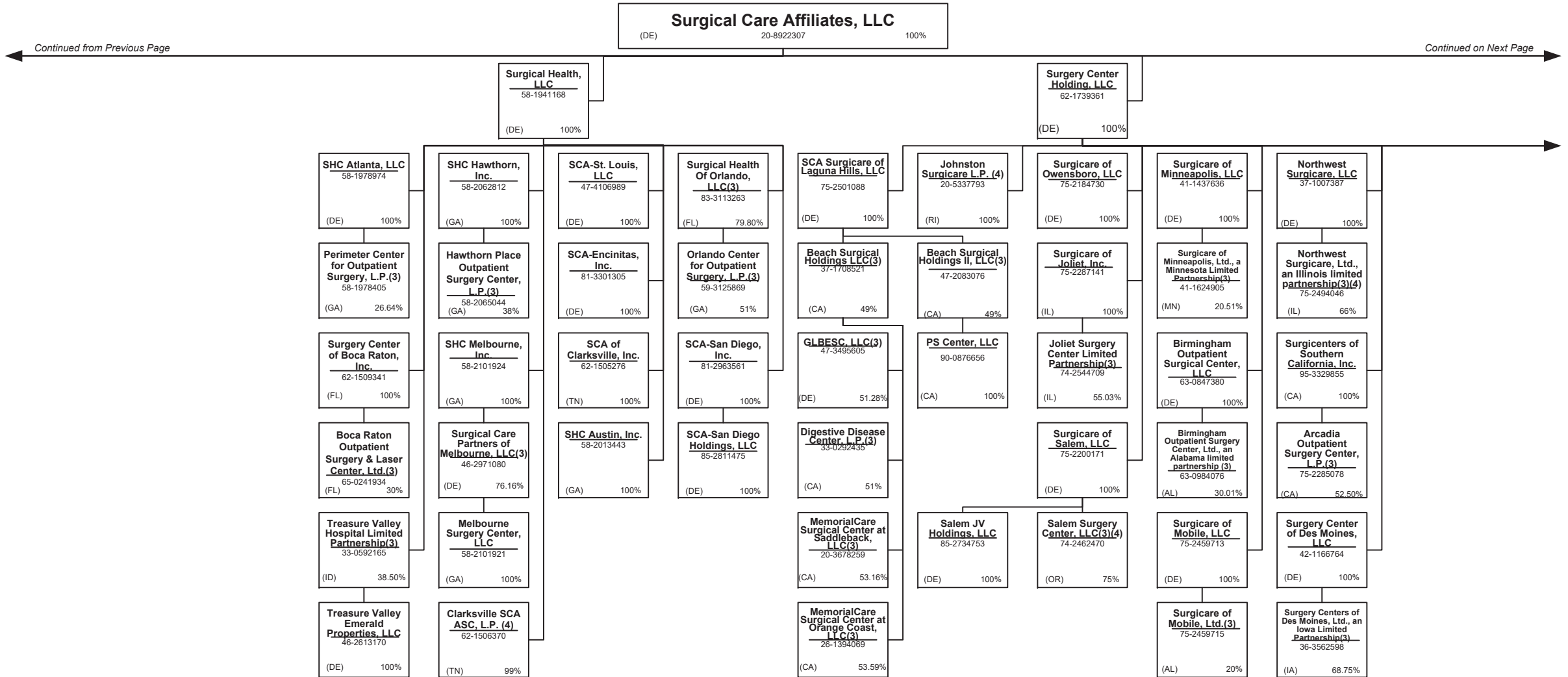
SCHEDULE Y – INFORMATION CONCERNING ACTIVITIES OF INSURER MEMBERS OF A HOLDING COMPANY GROUP
PART 1 – ORGANIZATIONAL CHART



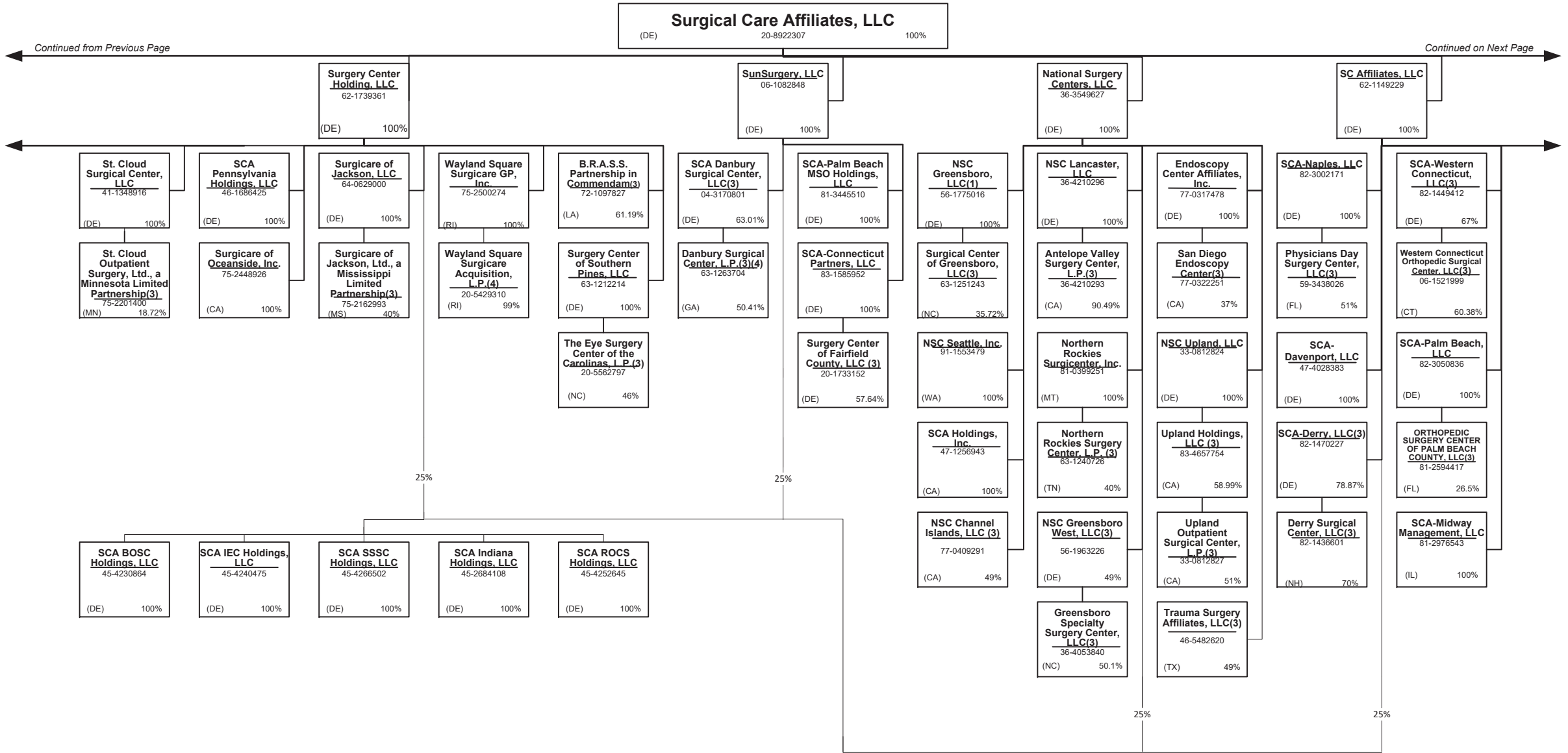
Continued from Previous Page

Continued on Next Page

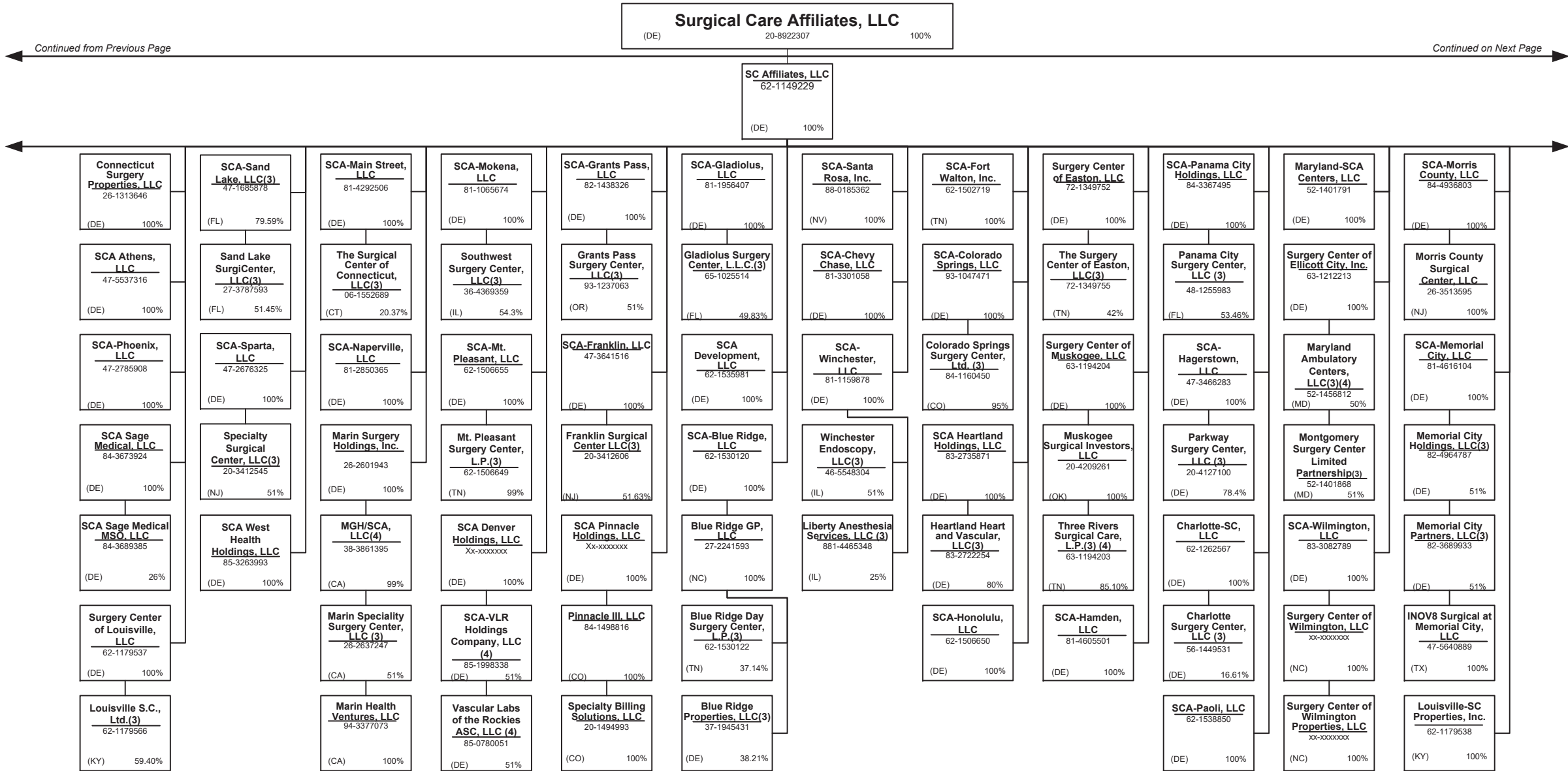
SCHEDULE Y – INFORMATION CONCERNING ACTIVITIES OF INSURER MEMBERS OF A HOLDING COMPANY GROUP
PART 1 – ORGANIZATIONAL CHART



SCHEDULE Y – INFORMATION CONCERNING ACTIVITIES OF INSURER MEMBERS OF A HOLDING COMPANY GROUP
PART 1 – ORGANIZATIONAL CHART



SCHEDULE Y – INFORMATION CONCERNING ACTIVITIES OF INSURER MEMBERS OF A HOLDING COMPANY GROUP
PART 1 – ORGANIZATIONAL CHART

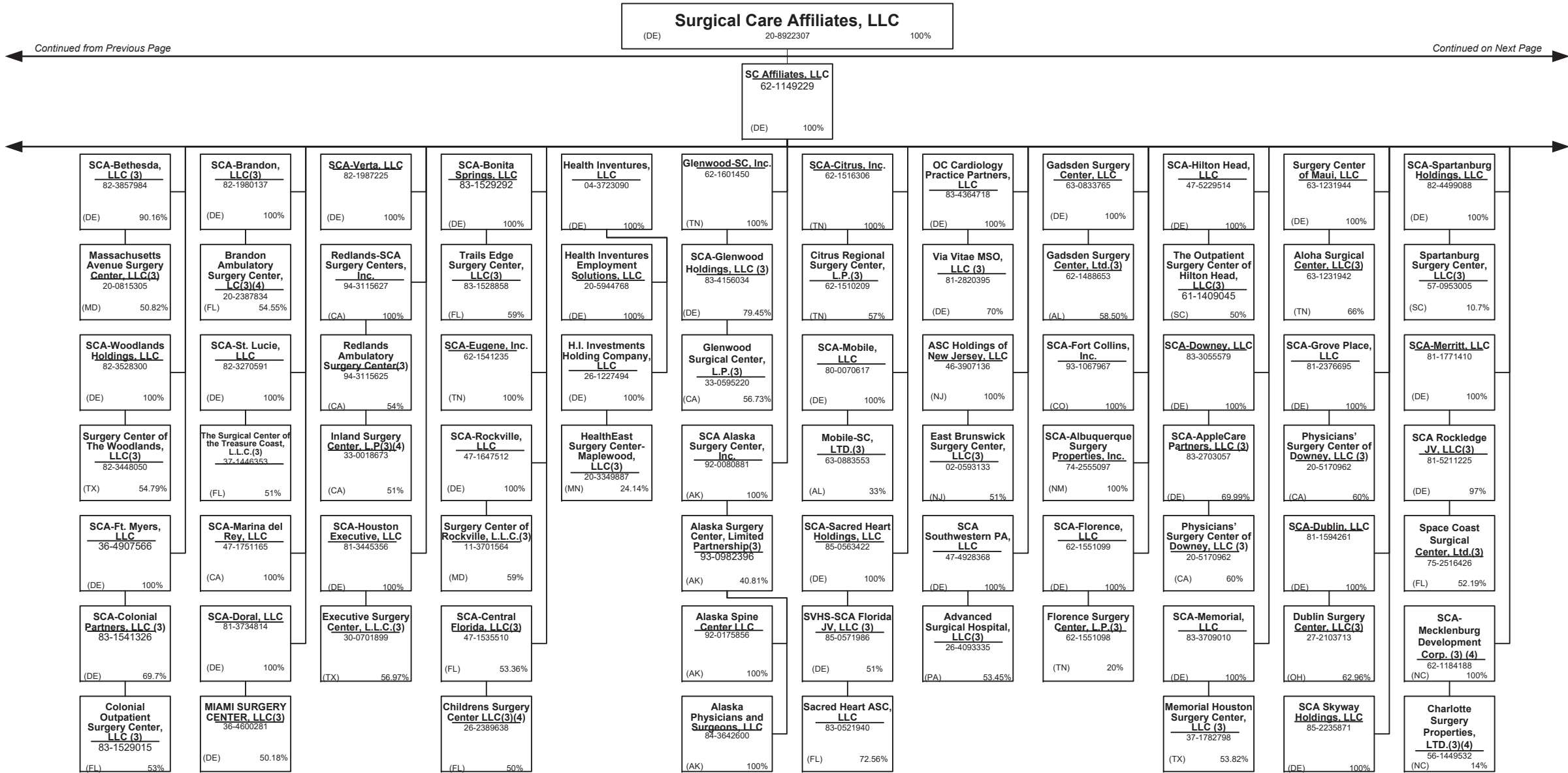


Continued from Previous Page

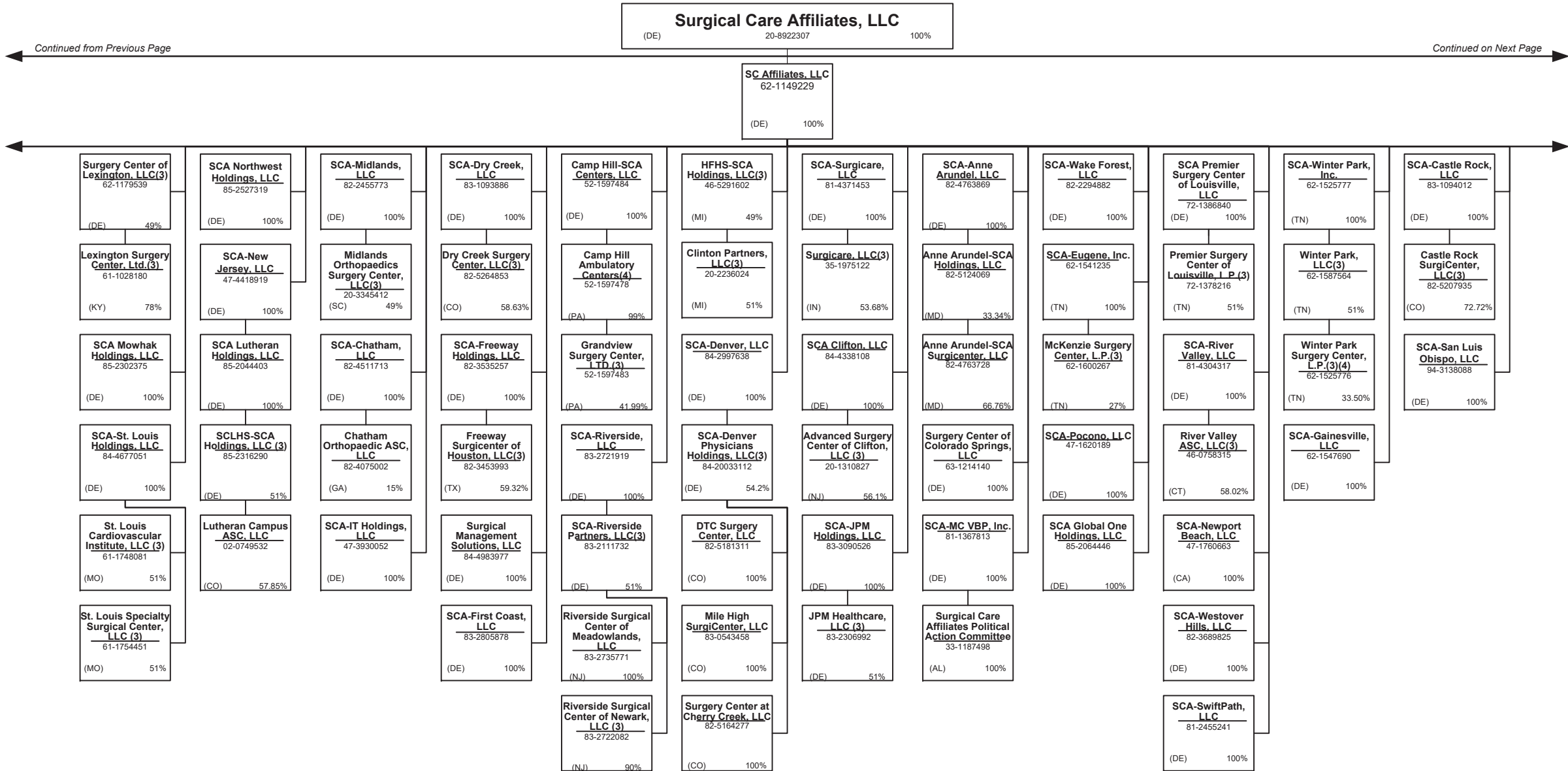
Continued on Next Page

15.18

SCHEDULE Y – INFORMATION CONCERNING ACTIVITIES OF INSURER MEMBERS OF A HOLDING COMPANY GROUP
PART 1 – ORGANIZATIONAL CHART



SCHEDULE Y – INFORMATION CONCERNING ACTIVITIES OF INSURER MEMBERS OF A HOLDING COMPANY GROUP
PART 1 – ORGANIZATIONAL CHART



SCHEDULE Y – INFORMATION CONCERNING ACTIVITIES OF INSURER MEMBERS OF A HOLDING COMPANY GROUP
PART 1 – ORGANIZATIONAL CHART

Surgical Care Affiliates, LLC
 (DE) 20-8922307 100%

SC Affiliates, LLC
 62-1149229
 (DE) 100%

SCA-Practice Partners Holdings, LLC
 83-4121074
 (DE) 100%

Practice Partners in Healthcare, Inc.
 76-0770414
 (DE) 100%

OptumCare Specialty Practices, LLC
 84-3504842
 (DE) 100%

OCC MSO, LLC
 84-3189778
 (DE) 50%

SCA-Portland, LLC
 81-4139195
 (DE) 100%

Providence & SCA Outreach Markets Holdings, LLC(3)
 83-1591205
 (DE) 49%

SCA Pacific Holdings, Inc.
 27-1707364
 (CA) 100%

Santa Cruz Endoscopy Center, LLC(3)
 91-2127820
 (CA) 50%

SCA Austin Holdings, LLC
 47-5014406
 (DE) 100%

Arise Physician Group
 46-4843100
 (TX) 100%

SCA-Frederick, LLC
 81-2727879
 (DE) 100%

Thomas Johnson Surgery Center, LLC(3)
 26-1479919
 (MD) 65%

PPH Management Company, L.L.C.
 24-1453981
 (DE) 100%

PPH Holdings, LLC
 27-1454121
 (DE) 100%

SCA Specialty Holdings of Connecticut, LLC
 85-2786147
 (DE) 100%

Providence & SCA On-Campus Holdings, LLC(3)
 82-3270499
 (DE) 20%

Corpus Christi Endoscopy Center, L.L.P.(3)
 20-2595593
 (TX) 18.5%

SCA Hays Holdings, LLC
 47-5064834
 (DE) 100%

Cedar Park Surgery Center, LLC
 27-2533497
 (TX) 72.69%

SCA Palisades Holdings, LLC
 85-1370857
 (DC) 100%

PPH-Gardendale, Inc.
 26-4489980
 (DE) 100%

Research Surgical Center LLC
 46-0558032
 (CO) 51%

SCA Guilford Holdings, LLC
 85-2734387
 (DE) 100%

Surgery Center at St. Vincent, LLC (3)
 81-3129674
 (OR) 57.7%

CCEC Anesthesia Management, LLC(3)
 82-1715584
 (TX) 100%

Hays JV Partners, LLC (3)
 85-2037257
 (TX) 31.37%

SCA Austin Medical Center Holdings, LLC(3)
 47-5051685
 (DE) 100%

Rockville Eye Surgery Center, LLC (3)
 04-3713185
 (MD) 55%

PPH-Columbia, Inc.
 26-4490039
 (DE) 100%

Vein Centers US, LLC
 82-1451559
 (DE) 50%

SCA Bloomfield Holdings, LLC
 85-2723465
 (DE) 100%

Providence & SCA Off-Campus Holdings, LLC(3)
 82-3765555
 (DE) 40%

Hays Surgery Center, LLC(3)(4)
 27-4579547
 (TX) 51%

SCA Stonegate Holdings, LLC
 47-5038680
 (DE) 100%

SCA Spectrum Holdings, LLC
 85-2811679
 (DE) 100%

Best Vein Care of Mississippi, LLC (3)
 82-5149706
 (MS) 100%

Best Vein Care of Huntsville, LLC (3)
 82-2810483
 (AL) 100%

SCA Outside New Jersey, LLC
 85-2065454
 (DE) 100%

Oregon Outpatient Surgery Center, LLC(3)
 22-3883387
 (OR) 51.18%

Surgery Center of Mt. Scott, LLC (3)
 83-2600045
 (OR) 51%

Stonegate JV Partners, LLC(3)
 85-2023852
 (TX) 39.22%

SCA Spectrum Health Partners, LLC
 85-2235642
 (MI) 100%

Virtua-SCA Holdings II, LLC
 85-2278858
 (DE) 45%

Cornell Surgicenter, LLC
 83-2599969
 (OR) 58.3439%

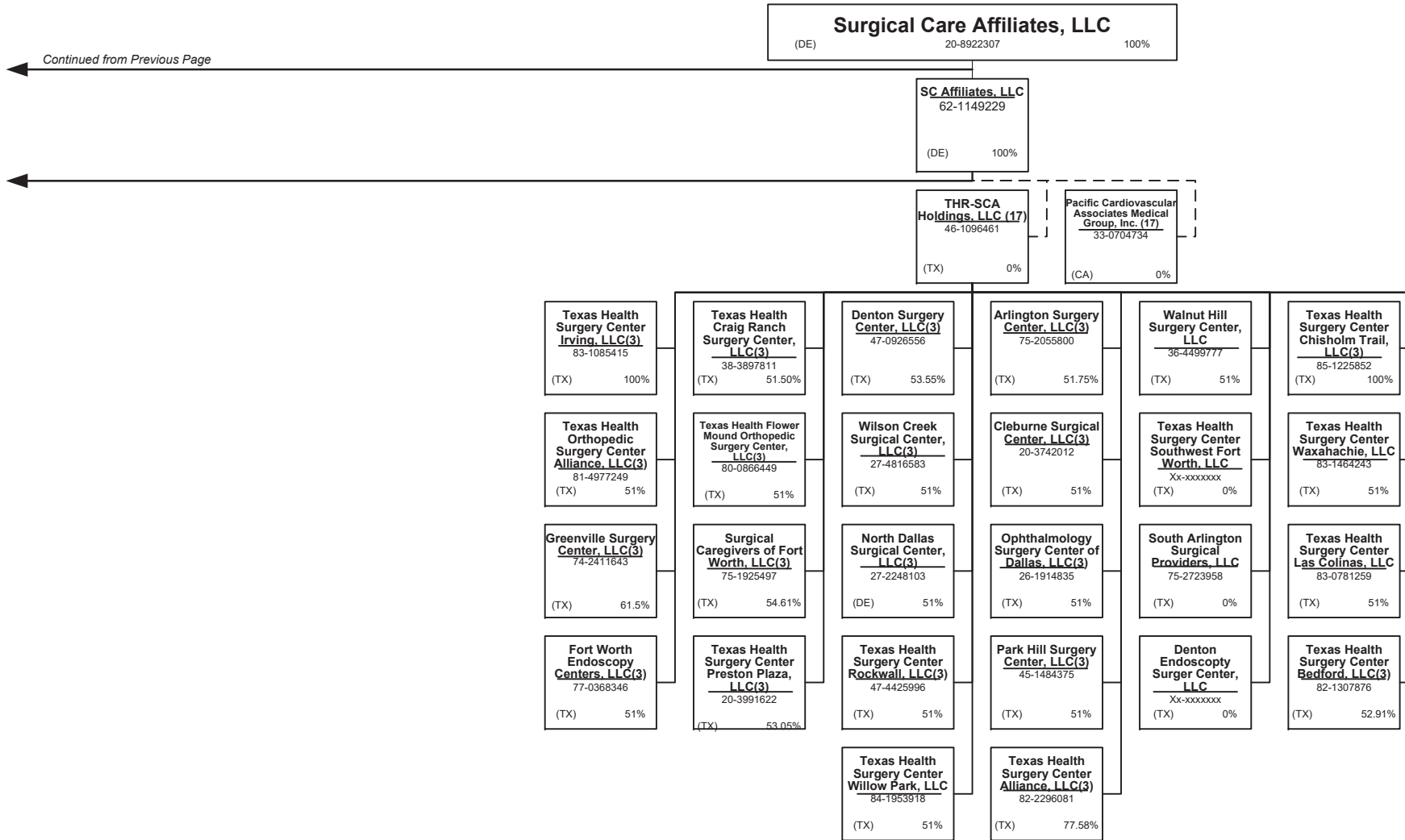
Stonegate Surgery Center, L.P.(3) (4)
 20-1211544
 (TX) 51%

Spectrum Health Orthopedic Surgery Center, LLC
 85-2207316
 (MI) 100%

Continued from Previous Page

Continued on Next Page

SCHEDULE Y – INFORMATION CONCERNING ACTIVITIES OF INSURER MEMBERS OF A HOLDING COMPANY GROUP
PART 1 – ORGANIZATIONAL CHART



Continued from Previous Page

SCHEDULE Y – INFORMATION CONCERNING ACTIVITIES OF INSURER MEMBERS OF A HOLDING COMPANY GROUP

PART 1 – ORGANIZATIONAL CHART

Physician Owned Entities

| Entity Name | Juris. | Federal Tax ID | Entity Name | Juris. | Federal Tax ID |
|---|--------|----------------|---|--------|----------------|
| 4C Medical Group, PLC | AZ | 45-2402948 | INSPIRIS of New York Medical Services, P.C. | NY | 13-4168739 |
| A.G. Dikengil, Inc. | NJ | 22-3149900 | INSPIRIS of Pennsylvania Medical Services, P.C. | PA | 26-2895670 |
| AbleTo Behavioral Health Services, P.C. | CT | 47-5519672 | Level 2 Medical Services, P.A. | DE | 84-5003916 |
| AbleTo Licensed Clinical Social Worker Services, P.C. | CA | -- | March Vision Care Group, Incorporated | CA | 95-4874334 |
| AppleCare Hospitalists Medical Group, Inc. | CA | 14-1890491 | March Vision Care IPA, Inc. | NY | 27-3115058 |
| AppleCare Medical ACO, LLC | CA | 45-2852872 | March Vision Care of Texas, Inc. | TX | 45-4227915 |
| AppleCare Medical Group St. Francis, Inc. | CA | 33-0845269 | MAT-RX DEVELOPMENT, L.L.C. | TX | 43-1967820 |
| AppleCare Medical Group, Inc. | CA | 33-0898174 | Mat-Rx Fort Worth GP, L.L.C. | TX | 35-2262695 |
| ARTA Health Network, P.C. | CA | 46-1772418 | ME Urgent Care Nebraska, Inc. | NE | 81-0936574 |
| ARTA Western California, Inc. | CA | 33-0658815 | MedExpress Employed Services, Inc. | DE | 81-1265129 |
| Aspectus, Inc. | MA | 04-3403101 | MedExpress Primary Care Arizona, P.C. | AZ | 81-4550969 |
| Better Health Value Network, LLC | WA | 47-4349079 | MedExpress Primary Care Arkansas, P.A. | AR | 84-4234388 |
| Bexar Imaging Center, LLC | TX | 22-3858211 | MedExpress Primary Care Kansas, P.A. | KS | 81-4605885 |
| California Spring Holdings, PC | CA | 81-0881243 | MedExpress Primary Care Maryland, P.C. | MD | 82-3384324 |
| Centers for Family Medicine, GP | CA | 33-0483510 | MedExpress Primary Care Massachusetts, P.C. | MA | 82-1096099 |
| David Moen, M.D. P.C. | NY | 81-5101448 | MedExpress Primary Care Minnesota P.C. | MN | 81-4396738 |
| David R. Ferrell, M.D., P.C. | NV | 45-2380022 | MedExpress Primary Care Oklahoma, P.C. | OK | 83-1077265 |
| Day-OP Center Of Long Island Inc. | NY | 11-2811353 | MedExpress Primary Care South Carolina, P.C. | SC | 83-0764858 |
| Durable Medical Equipment, Inc. | MA | 04-3106404 | MedExpress Primary Care Texas, P.A. | TX | 84-2500750 |
| Empire Physicians' Medical Group, Inc. | CA | 33-0181426 | MedExpress Primary Care Virginia, P.C. | VA | 82-3395792 |
| Everett Physicians, Inc. P.S. | WA | 81-1625636 | MedExpress Primary Care West Virginia, Inc. | WV | 82-4401181 |
| First Hill Surgery Center, LLC | WA | 47-2066485 | MedExpress Primary Care Wisconsin, S.C. | WI | 81-4563448 |
| Greater Phoenix Collaborative Care, P.C. | AZ | 27-2337725 | MedExpress Urgent Care – New Jersey, P.C. | NJ | 45-5388778 |
| HealthCare Partners Affiliates Medical Group | CA | 95-4526112 | MedExpress Urgent Care - Northern New Jersey PC | NJ | 83-2089623 |
| HealthCare Partners ASC-HB, LLC | CA | 26-4247365 | MedExpress Urgent Care Arizona, P.C. | AZ | 81-4030280 |
| HealthCare Partners Associates Medical Group, P.C. | CA | 45-5273760 | MedExpress Urgent Care Arkansas, P.A. | AR | 46-4348120 |
| HealthCare Partners Medical Group, P.C. | CA | 95-4340584 | MedExpress Urgent Care California, P.C. | CA | 82-0930142 |
| Homecare Dimensions of Florida, Inc. | TX | 81-0884465 | MedExpress Urgent Care Connecticut, P.C. | CT | 81-1956812 |
| Homecare Dimensions, Inc. | TX | 74-2758644 | MedExpress Urgent Care Idaho, P.C. | ID | 82-1135336 |
| IN Style OPTICAL, LLC | MA | 27-3296953 | MedExpress Urgent Care Illinois, P.C. | IL | 47-4308614 |
| Inland Faculty Medical Group, Inc. | CA | 33-0618077 | MedExpress Urgent Care Iowa, P.C. | IA | 81-5353472 |
| Inspiris Medical Services of New Jersey, P.C. | NJ | 45-2563134 | MedExpress Urgent Care Kansas, P.A. | KS | 47-1919283 |
| INSPIRIS of Michigan Medical Services, P.C. | MI | 27-1561674 | MedExpress Urgent Care Minnesota P.C. | MN | 81-1125396 |

SCHEDULE Y – INFORMATION CONCERNING ACTIVITIES OF INSURER MEMBERS OF A HOLDING COMPANY GROUP

PART 1 – ORGANIZATIONAL CHART

Physician Owned Entities

| Entity Name | Juris. | Federal Tax ID | Entity Name | Juris. | Federal Tax ID |
|---|---------------|-----------------------|---|---------------|-----------------------|
| MedExpress Urgent Care Missouri P.C. | MO | 47-3132625 | naviHealth Coordinated Care SC, P.C. | MI | 85-0975337 |
| MedExpress Urgent Care North Carolina, P.C. | NC | 81-5138747 | naviHealth Michigan HBPC, P.C. | MI | 84-3469040 |
| MedExpress Urgent Care Oregon, P.C. | OR | 82-1919436 | Nifty After Fifty/Monarch, LLC | CA | 26-2995765 |
| MedExpress Urgent Care Rhode Island, P.C. | RI | 81-5362765 | Northridge Medical Group, Inc. | CA | 95-4748023 |
| MedExpress Urgent Care South Carolina, P.C. | SC | 81-5380706 | Northwest Medical Group Alliance, LLC | WA | 91-1699944 |
| MedExpress Urgent Care Texas, P.A. | TX | 47-5147441 | NPN IPA Washington, PLLC | WA | 61-1855159 |
| MedExpress Urgent Care Washington, P.C. | WA | 82-2443118 | Optum Clinic, P.A. | TX | 75-2778455 |
| MedExpress Urgent Care Wisconsin, S.C. | WI | 81-4281678 | Optum Medical Services of California, P.C. | CA | 30-0826311 |
| MedExpress Urgent Care, Inc. – West Virginia | WV | 26-4546400 | Optum Medical Services of Colorado, P.C. | CO | 45-5424191 |
| MedExpress Urgent Care, P.C. – Georgia | GA | 47-1804667 | Optum Medical Services, P.C. | NC | 45-3866363 |
| MedExpress Urgent Care, P.C. – Indiana | IN | 90-0929572 | Physician Associates of the Greater San Gabriel Valley, a Medical Group | CA | 95-4747379 |
| MedExpress Urgent Care, P.C. – Maryland | MD | 45-3461101 | Physician Partners Medical Group, Inc. | CA | 30-0516435 |
| MedExpress Urgent Care, P.C. – Massachusetts | MA | 47-1857908 | Physicians Care Network, L.L.C. | WA | 91-1822767 |
| MedExpress Urgent Care, P.C. – Michigan | MI | 46-4793937 | Polyclinic Holdings, P.C. | WA | 83-3042027 |
| MedExpress Urgent Care, P.C. – Oklahoma | OK | 47-1824365 | Polyclinic Management Services Company, LLC | WA | 46-0508606 |
| MedExpress Urgent Care, P.C. – Pennsylvania | PA | 26-3750502 | Primary Care Associated Medical Group, Inc. | CA | 33-0527335 |
| MedExpress Urgent Care, P.C. – Tennessee | TN | 45-4973138 | Prime Community Care, Inc. | CA | 30-0516440 |
| MedExpress Urgent Care, P.C. – Virginia | VA | 45-3123110 | PrimeCare Medical Group of Chino Valley, Inc. | CA | 33-0645768 |
| MedExpress Urgent Care, P.S.C. - Kentucky | KY | 83-1565124 | ProHEALTH Accountable Care Medical Group, PLLC | NY | 45-4469117 |
| MedExpress, Inc. – Delaware | DE | 45-5436856 | ProHEALTH Ambulatory Surgery Center, Inc. | NY | 11-3447394 |
| Memorial Healthcare IPA, GP | CA | 95-4688463 | ProHEALTH Care Associates of New Jersey LLP | NJ | 47-5656253 |
| MH Physician Three Holdco, a Medical Corporation | CA | 27-4691544 | ProHEALTH Care Associates, L.L.P. | NY | 11-3355604 |
| MHCH, Inc. | CA | 80-0507474 | ProHEALTH Medical NY, P.C. | NY | 47-1388406 |
| MHIPA Physician Two Holdco, a Medical Corporation | CA | 27-4691508 | ProHealth Physicians, P.C. | CT | 06-1469068 |
| Michael J. Neely, DO PLLC | NY | -- | ProHEALTH Urgent Care Medicine of New Jersey LLP | NJ | 47-5661535 |
| Mobile Medical Services, P.C. | NY | 30-0445773 | ProHEALTH Urgent Care Medicine, PLLC | NY | 46-1883579 |
| Moen, M.D., P.C. | CA | 85-3267029 | Prospero Health Partners Florida, Inc. | FL | 85-0775386 |
| Monarch Health Plan, Inc. | CA | 22-3935634 | Prospero Health Partners New York, P.C. | NY | 82-2400620 |
| Monarch HealthCare, A Medical Group, Inc. | CA | 33-0587660 | Prospero Health Partners North Carolina, P.C. | NC | 84-4569314 |
| Monika Roots, M.D., P.C. | CA | 84-4887072 | Prospero Health Partners, P.C. | MN | 84-3234753 |
| Mosaic Management Services, Inc. | CA | 20-5892451 | Prospero Medical Services New Jersey, P.C. | NJ | 84-3844362 |
| NAMM Medical Group Holdings, Inc. | CA | 56-2627070 | Psychiatry Services of New York, P.C. | NY | 85-0921665 |
| NAMM MGH, Inc. | CA | 61-1627269 | Redlands Family Practice Medical Group, Inc. | CA | 56-2627067 |

SCHEDULE Y – INFORMATION CONCERNING ACTIVITIES OF INSURER MEMBERS OF A HOLDING COMPANY GROUP

PART 1 – ORGANIZATIONAL CHART

Physician Owned Entities

| <u>Entity Name</u> | <u>Juris.</u> | <u>Federal Tax ID</u> | <u>Entity Name</u> | <u>Juris.</u> | <u>Federal Tax ID</u> |
|---|---------------|-----------------------|---|---------------|-----------------------|
| Reliant Medical Group The Endoscopy Center, LLC | MA | 20-5251393 | WellMed Networks, Inc. | TX | 74-2889447 |
| Reliant Medical Group, Inc. | MA | 04-2472266 | WellMed of Las Cruces, Inc. | TX | 92-0183013 |
| Riverside Community Healthplan Medical Group, Inc. | CA | 33-0055097 | WellMed Tampa/Oriando Medicare ACO, LLC | TX | 84-2193803 |
| Riverside Electronic Healthcare Resources, Inc. | CA | 20-3420379 | WellMed Texas Medicare ACO, LLC | TX | 84-2219968 |
| Riverside Pediatric Group, P.C. | NJ | 22-3624559 | WND Medical, PLLC | TX | 45-2158334 |
| Robert B. McBeath, M.D. II, P.C. | NV | 86-0857176 | XLHome Michigan, P.C. | MI | 46-3537245 |
| Robert B. McBeath, M.D. III, P.C. | NV | 46-2662506 | XLHome Northeast, P.C. | NJ | 45-5530241 |
| Robert B. McBeath, M.D., Professional Corporation | NV | 88-0310956 | XLHome Oklahoma, Inc. | OK | 46-2931689 |
| San Bernardino Medical Group, Inc. | CA | -- | XLHome, P.C. | MD | 27-3543997 |
| Sanvello Behavioral Health Services of Michigan, P.C. | DE | 85-1941832 | | | |
| Sanvello Behavioral Health Services of New Jersey, P.C. | NJ | 85-0666386 | | | |
| Sanvello Behavioral Health Services of North Carolina, P.C. | NC | 85-1959641 | | | |
| Sanvello Behavioral Health Services of Texas, P.A. | TX | 84-3152209 | | | |
| Sanvello Behavioral Health Services, P.A. | DE | 84-1754732 | | | |
| Southern California Medical Practice Concepts, LLC | CA | 30-0743767 | | | |
| Surgical Eye Experts, LLC | MA | 65-1321064 | | | |
| Talbert Medical Group, P.C. | CA | 93-1172065 | | | |
| TeamMD Physicians, P.C. | IA | 42-1446216 | | | |
| The Everett Clinic, PLLC | WA | 91-0214500 | | | |
| The Polyclinic, PLLC | WA | 91-0369070 | | | |
| USMD Diagnostic Services, LLC | TX | 27-2803133 | | | |
| USMD Hospital at Arlington, L.P. | TX | 73-1662763 | | | |
| USMD Hospital at Fort Worth, L.P. | TX | 20-3571243 | | | |
| USMD of Arlington GP, L.L.C. | TX | 73-1662757 | | | |
| Vitucci, LCSW, P.C. | IL | 85-1453387 | | | |
| Waypoint Minnesota PC | MN | 46-2854394 | | | |
| Waypoint Minnesota Sports PC | MN | 46-2859426 | | | |
| WellMed DFW Medicare ACO, LLC | TX | 84-2204650 | | | |
| WellMed Florida Medicare ACO, LLC | TX | 84-2233329 | | | |
| WellMed Greater Texas Medicare ACO, LLC | TX | 84-2178104 | | | |
| WellMed Medical Group, P.A. | TX | 74-2574229 | | | |
| WellMed Network of Florida, Inc. | TX | 35-2314192 | | | |
| WellMed Networks - DFW, Inc. | TX | 41-2250215 | | | |

SCHEDULE Y – INFORMATION CONCERNING ACTIVITIES OF INSURER MEMBERS OF A HOLDING COMPANY GROUP

PART 1 – ORGANIZATIONAL CHART

Organizational Chart Footnotes

- (1) Entity is owned in full or in part by a UnitedHealth Group Incorporated friendly physician.
- (2) Control of the Foundation is based on sole membership, not the ownership of voting securities.
- (3) The remaining percentage is owned either by a non-affiliated entity, outside investor(s), former company officer(s), or third party shareholder(s).
- (4) The minority percentage is owned by one or more affiliated UnitedHealth Group Incorporated subsidiaries. Voting rights do vary.
- (5) No information of the other shareholder(s) has been provided
- (6) General partnership interests are held by United HealthCare Services, Inc. (89.77%) and by UnitedHealthcare, Inc. (10.23%). United HealthCare Services, Inc. also holds 100% of the limited partnership interests. When combining general and limited partner interests, United HealthCare Services, Inc. owns 94.18% and UnitedHealthcare, Inc. owns 5.83%.
- (7) Branch offices in Iraq and Uganda.
- (8) H&W Indemnity (SPC), Ltd. is an exempted segregated portfolio company organized under the laws of the Cayman Islands and holds a Cayman insurance license.
- (9) Registered as a foreign shareholder in Brazil.
- (10) Registered in Nova Scotia and Newfoundland & Labrador.
- (11) Polar II Fundo de Investimento em Participações is a Brazilian private equity investment fund incorporated in the form of a closed-end condominium.
- (12) Branch office located in the United States.
- (13) Entity has a representative office in Beijing, China.
- (14) Registered in the Dubai Silicon Oasis free zone.
- (15) Registered branches in Australia and the UK.
- (16) Registered in the Dubai Healthcare City free zone.
- (17) Entity is not directly owned by the parent. However, the parent does have a viable economic interest as well as control over the entity through contractual agreements.

STATEMENT AS OF SEPTEMBER 30, 2020 OF THE UnitedHealthcare of Ohio, Inc.

SCHEDULE Y
PART 1A - DETAIL OF INSURANCE HOLDING COMPANY SYSTEM

| 1 | 2 | 3 | 4 | 5 | 6 | 7 | 8 | 9 | 10 | 11 | 12 | 13 | 14 | 15 | 16 |
|------------|---------------------------------|-------------------|------------|--------------|-----|--|---|----------------------|----------------------------------|--|--|--|--|----------------------------------|----|
| Group Code | Group Name | NAIC Company Code | ID Number | Federal RSSD | CIK | Name of Securities Exchange if Publicly Traded (U.S. or International) | Names of Parent, Subsidiaries Or Affiliates | Domiciliary Location | Relationship to Reporting Entity | Directly Controlled by (Name of Entity/Person) | Type of Control (Ownership, Board, Management, Attorney-in-Fact, Influence, Other) | If Control is Ownership Provide Percentage | Ultimate Controlling Entity(ies)/Person(s) | Is an SCA Filing Required? (Y/N) | * |
| | | .0000 | 98-1308130 | | | | 1070715 B.C. Unlimited Liability Company | ..CAN | ..NIA | OptumRx Group Holdings, Inc. | Ownership | 100.000 | UnitedHealth Group Incorporated | | |
| | | .0000 | 20-2904092 | | | | 1st Avenue Pharmacy, Inc. | ..VA | ..NIA | Genoa Healthcare LLC | Ownership | 100.000 | UnitedHealth Group Incorporated | | |
| | | .0000 | 27-2624551 | | | | 310 Canyon Medical, LLC | ..CA | ..NIA | Monarch Management Services, Inc. | Ownership | 100.000 | UnitedHealth Group Incorporated | | |
| | | .0000 | 45-2402948 | | | | 4C Medical Group, PLC | ..AZ | ..NIA | Greater Phoenix Collaborative Care, P.C. | Ownership | 100.000 | UnitedHealth Group Incorporated | | 2 |
| | | .0000 | 84-1900997 | | | | 4C MSO LLC | ..DE | ..NIA | Collaborative Care Holdings, LLC | Ownership | 70.000 | UnitedHealth Group Incorporated | | |
| | | .0000 | 35-2607738 | | | | 5995 Minnetonka, LLC | ..DE | ..NIA | UnitedHealthcare Insurance Company | Ownership | 100.000 | UnitedHealth Group Incorporated | | |
| | | .0000 | 22-3149900 | | | | A.G. Dikengil, Inc. | ..NJ | ..NIA | Riverside Pediatric Group, P.C. | Ownership | 100.000 | UnitedHealth Group Incorporated | | 2 |
| | | .0000 | 27-0515438 | | | | ABC0 International Holdings, LLC | ..DE | ..NIA | The Advisory Board Company | Ownership | 100.000 | UnitedHealth Group Incorporated | | |
| | | .0000 | 47-5519672 | | | | AbleTo Behavioral Health Services, P.C. | ..CT | ..NIA | Physician(s) Owned | Influence | 0.000 | UnitedHealth Group Incorporated | | 2 |
| | | .0000 | | | | | AbleTo Licensed Clinical Social Worker Services, P.C. | ..CA | ..NIA | Physician(s) Owned | Influence | 0.000 | UnitedHealth Group Incorporated | | 2 |
| | | .0000 | 46-2468224 | | | | AbleTo, Inc. | ..DE | ..NIA | Avery Parent Holdings, Inc. | Ownership | 80.000 | UnitedHealth Group Incorporated | | |
| | | .0000 | 74-2819189 | | | | Access Administrators, Inc. | ..TX | ..NIA | Access HealthSource, Inc. | Ownership | 100.000 | UnitedHealth Group Incorporated | | |
| | | .0000 | 74-2943370 | | | | Access HealthSource Administrators, Inc. | ..TX | ..NIA | Access HealthSource, Inc. | Ownership | 100.000 | UnitedHealth Group Incorporated | | |
| | | .0000 | 74-2843073 | | | | Access HealthSource, Inc. | ..TX | ..NIA | HealthScope Benefits, Inc. | Ownership | 100.000 | UnitedHealth Group Incorporated | | |
| | | .0000 | 81-4328859 | | | | Accurate Advantage, LLC | ..MO | ..NIA | Accurate Rx Pharmacy Consulting, LLC | Ownership | 100.000 | UnitedHealth Group Incorporated | | |
| | | .0000 | 26-3329157 | | | | Accurate Rx Pharmacy Consulting, LLC | ..MO | ..NIA | Diplomat Pharmacy, Inc. | Ownership | 100.000 | UnitedHealth Group Incorporated | | |
| | | .0000 | 41-1913523 | | | | ACN Group IPA of New York, Inc. | ..NY | ..NIA | OptumHealth Care Solutions, LLC | Ownership | 100.000 | UnitedHealth Group Incorporated | | |
| | | .0000 | 27-0015861 | | | | ACN Group of California, Inc. | ..CA | ..IA | OptumHealth Care Solutions, LLC | Ownership | 100.000 | UnitedHealth Group Incorporated | | |
| | | .0000 | 98-1446128 | | | | Administradora Clínica La Colina S.A.S. | ..COL | ..NIA | CDC Holdings Colombia S.A.S. | Ownership | 50.000 | UnitedHealth Group Incorporated | | |
| | | .0000 | 98-1446128 | | | | Administradora Clínica La Colina S.A.S. | ..COL | ..NIA | Banmedica Internacional SpA | Ownership | 50.000 | UnitedHealth Group Incorporated | | |
| | | .0000 | 98-1446125 | | | | Administradora Country S.A. | ..COL | ..NIA | Banmedica Internacional SpA | Ownership | 50.000 | UnitedHealth Group Incorporated | | |
| | | .0000 | 98-1446125 | | | | Administradora Country S.A. | ..COL | ..NIA | CDC Holdings Colombia S.A.S. | Ownership | 50.000 | UnitedHealth Group Incorporated | | |
| | | .0000 | 98-1451601 | | | | Administradora Médica Centromed S.A. | ..CHL | ..NIA | Vida Integra S.A. | Ownership | 74.500 | UnitedHealth Group Incorporated | | 1 |
| | | .0000 | 20-1310827 | | | | Advanced Surgery Center of Clifton, LLC | ..NJ | ..NIA | SCA Clifton, LLC | Ownership | 56.100 | UnitedHealth Group Incorporated | | |
| | | .0000 | 26-4093335 | | | | Advanced Surgical Hospital, LLC | ..PA | ..NIA | SCA Southwestern PA, LLC | Ownership | 53.450 | UnitedHealth Group Incorporated | | |
| | | .0000 | 74-2642393 | | | | Advantage Care Network, Inc. | ..DE | ..NIA | Access HealthSource, Inc. | Ownership | 100.000 | UnitedHealth Group Incorporated | | |
| | | .0000 | 47-5337115 | | | | Advocate Condell Ambulatory Surgery Center, LLC | ..IL | ..NIA | Advocate-SCA Partners, LLC | Ownership | 58.645 | UnitedHealth Group Incorporated | | |
| | | .0000 | 36-4437931 | | | | Advocate Southwest Ambulatory Surgery Center, L.L.C. | ..IL | ..NIA | Advocate-SCA Partners, LLC | Ownership | 53.500 | UnitedHealth Group Incorporated | | |
| | | .0000 | 47-4012497 | | | | Advocate-SCA Partners, LLC | ..DE | ..NIA | SCA-Illinois, LLC | Ownership | 51.000 | UnitedHealth Group Incorporated | | |
| | | .0000 | | | | | Aeromil Taxi Aéreo Ltda. | ..BRA | ..NIA | Amil Assistência Médica Internacional S.A. | Ownership | 100.000 | UnitedHealth Group Incorporated | | |
| | | .0000 | 26-1777941 | | | | Affinity Biotech, Inc. | ..TX | ..NIA | Diplomat Pharmacy, Inc. | Ownership | 100.000 | UnitedHealth Group Incorporated | | |
| | | .0000 | 45-4171713 | | | | AHN Accountable Care Organization, LLC | ..IN | ..NIA | American Health Network of Indiana, LLC | Ownership | 100.000 | UnitedHealth Group Incorporated | | |
| | | .0000 | 35-2109566 | | | | AHN Central Services, LLC | ..IN | ..NIA | AHN Target Holdings, LLC | Ownership | 100.000 | UnitedHealth Group Incorporated | | |
| | | .0000 | 35-2582899 | | | | AHN Target Holdings, LLC | ..DE | ..NIA | Collaborative Care Holdings, LLC | Ownership | 80.100 | UnitedHealth Group Incorporated | | |
| | | .0000 | 92-0175856 | | | | Alaska Spine Center LLC | ..AK | ..NIA | Alaska Surgery Center, Limited Partnership | Ownership | 100.000 | UnitedHealth Group Incorporated | | 3 |
| | | .0000 | 93-0982396 | | | | Alaska Surgery Center, Limited Partnership | ..AK | ..NIA | SCA Alaska Surgery Center, Inc. | Ownership | 40.810 | UnitedHealth Group Incorporated | | 3 |
| | | .0000 | 98-1447435 | | | | Alliansalud Entidad Promotora de Salud S.A. | ..COL | ..IA | Banmedica S.A. | Ownership | 76.290 | UnitedHealth Group Incorporated | | 1 |
| | | .0000 | 98-1447435 | | | | Alliansalud Entidad Promotora de Salud S.A. | ..COL | ..IA | Constructora Inmobiliaria Magapoq S.A. | Ownership | 1.000 | UnitedHealth Group Incorporated | | 1 |
| .0707 | UnitedHealth Group Incorporated | .82406 | 35-1665915 | | | | All Savers Insurance Company | ..IN | ..IA | Golden Rule Financial Corporation | Ownership | 100.000 | UnitedHealth Group Incorporated | | |
| .0707 | UnitedHealth Group Incorporated | .73130 | 35-1744596 | | | | All Savers Life Insurance Company of California | ..CA | ..IA | Golden Rule Financial Corporation | Ownership | 100.000 | UnitedHealth Group Incorporated | | |
| | | .0000 | 27-1367127 | | | | Alliance Surgical Center, LLC | ..FL | ..NIA | SCA-Alliance, LLC | Ownership | 51.000 | UnitedHealth Group Incorporated | | |
| | | .0000 | 27-1367127 | | | | Alliance Surgical Center, LLC | ..FL | ..NIA | Endoscopy Center Affiliates, Inc. | Ownership | 49.000 | UnitedHealth Group Incorporated | | |
| | | .0000 | 63-1231942 | | | | Aloha Surgical Center, LLC | ..TN | ..NIA | Surgery Center of Maui, LLC | Ownership | 66.000 | UnitedHealth Group Incorporated | | |
| | | .0000 | 65-1095227 | | | | Ambient Healthcare, Inc. | ..FL | ..NIA | Ambient Holdings, Inc. | Ownership | 100.000 | UnitedHealth Group Incorporated | | |
| | | .0000 | 45-2161438 | | | | Ambient Holdings, Inc. | ..DE | ..NIA | Optum Infusion Services 500, Inc. | Ownership | 100.000 | UnitedHealth Group Incorporated | | |
| | | .0000 | 45-4770582 | | | | American Health Network of Indiana Care Organization, LLC | ..IN | ..NIA | AHN Target Holdings, LLC | Ownership | 100.000 | UnitedHealth Group Incorporated | | |
| | | .0000 | 35-1930805 | | | | American Health Network of Indiana II, LLC | ..IN | ..NIA | AHN Target Holdings, LLC | Ownership | 100.000 | UnitedHealth Group Incorporated | | |

STATEMENT AS OF SEPTEMBER 30, 2020 OF THE UnitedHealthcare of Ohio, Inc.

SCHEDULE Y
PART 1A - DETAIL OF INSURANCE HOLDING COMPANY SYSTEM

| 1 | 2 | 3 | 4 | 5 | 6 | 7 | 8 | 9 | 10 | 11 | 12 | 13 | 14 | 15 | 16 |
|------------|---------------------------------|-------------------|------------|--------------|-----|--|--|----------------------|----------------------------------|---|--|--|--|----------------------------------|----|
| Group Code | Group Name | NAIC Company Code | ID Number | Federal RSSD | CIK | Name of Securities Exchange if Publicly Traded (U.S. or International) | Names of Parent, Subsidiaries Or Affiliates | Domiciliary Location | Relationship to Reporting Entity | Directly Controlled by (Name of Entity/Person) | Type of Control (Ownership, Board, Management, Attorney-in-Fact, Influence, Other) | If Control is Ownership Provide Percentage | Ultimate Controlling Entity(ies)/Person(s) | Is an SCA Filing Required? (Y/N) | * |
| .0707 | UnitedHealth Group Incorporated | 52623 | 35-2108729 | | | | American Health Network of Indiana, LLC | IN | IA | AHN Target Holdings, LLC | Ownership | 100.000 | UnitedHealth Group Incorporated | | |
| | | .00000 | 45-4132160 | | | | American Health Network of Ohio Care Organization, LLC | OH | NIA | AHN Target Holdings, LLC | Ownership | 100.000 | UnitedHealth Group Incorporated | | |
| | | .00000 | 31-1424956 | | | | American Health Network of Ohio II, LLC | OH | NIA | AHN Target Holdings, LLC | Ownership | 100.000 | UnitedHealth Group Incorporated | | |
| | | .00000 | 31-1424957 | | | | American Health Network of Ohio, LLC | OH | NIA | AHN Target Holdings, LLC | Ownership | 100.000 | UnitedHealth Group Incorporated | | |
| | | .00000 | 04-3041221 | | | | American Homecare Federation, Inc. | CT | NIA | Diplomat Pharmacy, Inc. | Ownership | 100.000 | UnitedHealth Group Incorporated | | |
| | | .00000 | 54-1743136 | | | | AmeriChoice Corporation | DE | NIA | UnitedHealth Group Incorporated | Ownership | 100.000 | UnitedHealth Group Incorporated | | |
| .0707 | UnitedHealth Group Incorporated | 95497 | 22-3368602 | | | | AmeriChoice of New Jersey, Inc. | NJ | IA | AmeriChoice Corporation | Ownership | 100.000 | UnitedHealth Group Incorporated | | |
| | | .00000 | 98-1108620 | | | | Amico Saúde Ltda. | BRA | NIA | Santa Helena Assistência Médica S.A. | Ownership | 99.069 | UnitedHealth Group Incorporated | | |
| | | .00000 | 98-1108620 | | | | Amico Saúde Ltda. | BRA | NIA | Cemed Care – Empresa de Atendimento Clínico Geral Ltda. | Ownership | 0.931 | UnitedHealth Group Incorporated | | |
| | | .00000 | | | | | Amil Assistência Médica Internacional S.A. | BRA | IA | UHG Brasil Participações S.A. | Ownership | 7.626 | UnitedHealth Group Incorporated | | |
| | | .00000 | | | | | Amil Assistência Médica Internacional S.A. | BRA | IA | Polar II Fundo de Investimento em Participações Multiestratégia | Ownership | 92.374 | UnitedHealth Group Incorporated | | |
| | | .00000 | 98-1138212 | | | | AMIL International S.á.r.l. | LUX | NIA | Amil Assistência Médica Internacional S.A. | Ownership | 100.000 | UnitedHealth Group Incorporated | | |
| | | .00000 | 98-1454564 | | | | Análisis Clínicos ML S.A.C. | PER | NIA | Pacífico S.A. Entidad Prestadora de Salud EPS | Ownership | 100.000 | UnitedHealth Group Incorporated | | |
| | | .00000 | | | | | Angiografia e Hemodinâmica Madre Theodora Ltda. | BRA | NIA | Esho – Empresa de Serviços Hospitalares S.A. | Ownership | 50.000 | UnitedHealth Group Incorporated | | 1 |
| | | .00000 | 82-5124069 | | | | Anne Arundel-SCA Holdings, LLC | MD | NIA | SCA-Anne Arundel, LLC | Ownership | 33.340 | UnitedHealth Group Incorporated | | 3 |
| | | .00000 | 82-4763728 | | | | Anne Arundel-SCA Surgicenter, LLC | MD | NIA | Anne Arundel-SCA Holdings, LLC | Ownership | 66.760 | UnitedHealth Group Incorporated | | 3 |
| | | .00000 | 36-4210293 | | | | Antelope Valley Surgery Center, L.P. | CA | NIA | NSC Lancaster, LLC | Ownership | 90.494 | UnitedHealth Group Incorporated | | |
| | | .00000 | 26-3913051 | | | | Apothecary Holdings, Inc. | DE | NIA | OptumRx Holdings, LLC | Ownership | 100.000 | UnitedHealth Group Incorporated | | |
| | | .00000 | 86-0960334 | | | | Apothecary Shop of Phoenix, Inc. | AZ | NIA | Apothecary Holdings, Inc. | Ownership | 100.000 | UnitedHealth Group Incorporated | | |
| | | .00000 | 14-1890491 | | | | AppleCare Hospitalists Medical Group, Inc. | CA | NIA | Physician(s) Owned | Influence | 0.000 | UnitedHealth Group Incorporated | | 2 |
| | | .00000 | 45-2852872 | | | | AppleCare Medical ACO, LLC | CA | NIA | AppleCare Medical Group, Inc. | Ownership | 100.000 | UnitedHealth Group Incorporated | | 2 |
| | | .00000 | 33-0845269 | | | | AppleCare Medical Group St. Francis, Inc. | CA | NIA | Physician(s) Owned | Influence | 0.000 | UnitedHealth Group Incorporated | | 2 |
| | | .00000 | 33-0898174 | | | | AppleCare Medical Group, Inc. | CA | NIA | Physician(s) Owned | Influence | 0.000 | UnitedHealth Group Incorporated | | 2 |
| | | .00000 | 27-2068687 | | | | AppleCare Medical Management, LLC | DE | NIA | Collaborative Care Holdings, LLC | Ownership | 100.000 | UnitedHealth Group Incorporated | | |
| | | .00000 | | | | | APS – Assistência Personalizada à Saúde Ltda. | BRA | IA | Santa Helena Assistência Médica S.A. | Ownership | 100.000 | UnitedHealth Group Incorporated | | |
| | | .00000 | | | | | APS – Assistência Personalizada à Saúde Ltda. | BRA | IA | Amil Assistência Médica Internacional S.A. | Ownership | 0.000 | UnitedHealth Group Incorporated | | |
| | | .00000 | 98-1399975 | | | | Aquitania Chilean Holding SpA | CHL | NIA | Bordeaux UK Holdings II Limited | Ownership | 100.000 | UnitedHealth Group Incorporated | | |
| | | .00000 | 75-2285078 | | | | Arcadia Outpatient Surgery Center, L.P. | CA | NIA | Surgicenters of Southern California, Inc. | Ownership | 50.500 | UnitedHealth Group Incorporated | | |
| | | .00000 | 46-4843100 | | | | Arise Physician Group | TX | NIA | SCA Austin Holdings, LLC | Ownership | 100.000 | UnitedHealth Group Incorporated | | |
| | | .00000 | 86-0813232 | | | | Arizona Physicians IPA, Inc. | AZ | IA | UnitedHealthcare, Inc. | Ownership | 100.000 | UnitedHealth Group Incorporated | | |
| | | .00000 | 75-2055800 | | | | Arlington Surgery Center, LLC | TX | NIA | Surgical Care Affiliates, LLC | Influence | 0.000 | UnitedHealth Group Incorporated | | |
| | | .00000 | 46-1772418 | | | | ARTA Health Network, P.C. | CA | NIA | Physician(s) Owned | Influence | 0.000 | UnitedHealth Group Incorporated | | 2 |
| | | .00000 | 33-0658815 | | | | ARTA Western California, Inc. | CA | NIA | Physician(s) Owned | Influence | 0.000 | UnitedHealth Group Incorporated | | 2 |
| | | .00000 | 46-3907136 | | | | ASC Holdings of New Jersey, LLC | NJ | NIA | SC Affiliates, LLC | Ownership | 100.000 | UnitedHealth Group Incorporated | | |
| | | .00000 | 95-4348431 | | | | ASC Network, LLC | DE | NIA | Surgical Care Affiliates, LLC | Ownership | 100.000 | UnitedHealth Group Incorporated | | |
| | | .00000 | 04-3403101 | | | | Aspectus, Inc. | MA | NIA | Reliant Medical Group, Inc. | Ownership | 100.000 | UnitedHealth Group Incorporated | | 2 |
| | | .00000 | | | | | Associação Lusíadas Knowledge Center – Health Education and Research | PRT | NIA | Lusíadas, S.A. | Ownership | 25.000 | UnitedHealth Group Incorporated | | |
| | | .00000 | | | | | Associação Lusíadas Knowledge Center – Health Education and Research | PRT | NIA | Clínica Médico Cirúrgica de Santa Tecla, S.A. | Ownership | 25.000 | UnitedHealth Group Incorporated | | |
| | | .00000 | | | | | Associação Lusíadas Knowledge Center – Health Education and Research | PRT | NIA | Lusíadas, SGPS, S.A. | Ownership | 25.000 | UnitedHealth Group Incorporated | | |
| | | .00000 | | | | | Associação Lusíadas Knowledge Center – Health Education and Research | PRT | NIA | CLISA – Clínica de Santo António, S.A. | Ownership | 25.000 | UnitedHealth Group Incorporated | | |
| | | .00000 | 26-3878957 | | | | AssuranceRx, LLC | AL | NIA | Optum Pharmacy 705, LLC | Ownership | 100.000 | UnitedHealth Group Incorporated | | |
| | | .00000 | 20-1956545 | | | | At-Home IV Infusion Professional, Inc. | MD | NIA | Diplomat Pharmacy, Inc. | Ownership | 100.000 | UnitedHealth Group Incorporated | | |

STATEMENT AS OF SEPTEMBER 30, 2020 OF THE UnitedHealthcare of Ohio, Inc.

SCHEDULE Y
PART 1A - DETAIL OF INSURANCE HOLDING COMPANY SYSTEM

| 1 | 2 | 3 | 4 | 5 | 6 | 7 | 8 | 9 | 10 | 11 | 12 | 13 | 14 | 15 | 16 |
|------------|------------|-------------------|------------|--------------|-----|--|--|-----------------------|-----------------------------------|--|--|--|--|-----------------------------------|----|
| Group Code | Group Name | NAIC Company Code | ID Number | Federal RSSD | CIK | Name of Securities Exchange if Publicly Traded (U.S. or International) | Names of Parent, Subsidiaries Or Affiliates | Domi-ciliary Location | Relation-ship to Reporting Entity | Directly Controlled by (Name of Entity/Person) | Type of Control (Ownership, Board, Management, Attorney-in-Fact, Influence, Other) | If Control is Ownership Provide Percentage | Ultimate Controlling Entity(ies)/Person(s) | Is an SCA Filing Re-quired? (Y/N) | * |
| | | .00000 | 45-4014891 | | | | Athens ASC Holdings, LLC | GA | NIA | SCA Athens, LLC | Ownership | 58.420 | UnitedHealth Group | Incorporated | |
| | | .00000 | 47-0990056 | | | | Audax Health Solutions, LLC | DE | NIA | Rally Health, Inc. | Ownership | 100.000 | UnitedHealth Group | Incorporated | |
| | | .00000 | 58-2028767 | | | | Austin Center For Outpatient Surgery, L.P. | GA | NIA | SHC Austin, Inc. | Ownership | 98.000 | UnitedHealth Group | Incorporated | |
| | | .00000 | 14-1971726 | | | | Avella of Columbus, Inc. | AZ | NIA | Apothecary Holdings, Inc. | Ownership | 100.000 | UnitedHealth Group | Incorporated | |
| | | .00000 | 45-5239373 | | | | Avella of Denver, Inc. | AZ | NIA | Apothecary Holdings, Inc. | Ownership | 100.000 | UnitedHealth Group | Incorporated | |
| | | .00000 | 86-1044713 | | | | Avella of Gilbert, Inc. | AZ | NIA | Apothecary Holdings, Inc. | Ownership | 100.000 | UnitedHealth Group | Incorporated | |
| | | .00000 | 46-0609947 | | | | Avella of Orlando, Inc. | AZ | NIA | Apothecary Holdings, Inc. | Ownership | 100.000 | UnitedHealth Group | Incorporated | |
| | | .00000 | 86-0819588 | | | | Avella of Scottsdale, Inc. | AZ | NIA | Apothecary Holdings, Inc. | Ownership | 100.000 | UnitedHealth Group | Incorporated | |
| | | .00000 | 27-1688911 | | | | Avella of St. Louis, Inc. | AZ | NIA | Apothecary Holdings, Inc. | Ownership | 100.000 | UnitedHealth Group | Incorporated | |
| | | .00000 | 86-1044712 | | | | Avella of Tucson, Inc. | AZ | NIA | Apothecary Holdings, Inc. | Ownership | 100.000 | UnitedHealth Group | Incorporated | |
| | | .00000 | 84-5191428 | | | | Avery Parent Holdings, Inc. | DE | NIA | OptumHealth Holdings, LLC | Ownership | 100.000 | UnitedHealth Group | Incorporated | |
| | | .00000 | 20-4057813 | | | | Aveta Inc. | DE | NIA | Collaborative Care Holdings, LLC | Ownership | 100.000 | UnitedHealth Group | Incorporated | |
| | | .00000 | 30-0842394 | | | | AxelaCare Intermediate Holdings, LLC | DE | NIA | OptumRx, Inc. | Ownership | 100.000 | UnitedHealth Group | Incorporated | |
| | | .00000 | 61-1708598 | | | | AxelaCare, LLC | DE | NIA | AxelaCare Intermediate Holdings, LLC | Ownership | 100.000 | UnitedHealth Group | Incorporated | |
| | | .00000 | 72-1097827 | | | | B. R. A. S. S. Partnership in Commendam | LA | NIA | Surgery Center Holding, LLC | Ownership | 63.190 | UnitedHealth Group | Incorporated | |
| | | .00000 | 98-1462787 | | | | Banmedica Colombia SpA | COL | NIA | Banmedica Internacional SpA | Ownership | 100.000 | UnitedHealth Group | Incorporated | |
| | | .00000 | 98-1444151 | | | | Banmedica Internacional SpA | CHL | NIA | Banmedica S.A. | Ownership | 99.000 | UnitedHealth Group | Incorporated | |
| | | .00000 | 98-1444151 | | | | Banmedica Internacional SpA | CHL | NIA | Saden S.A. | Ownership | 1.000 | UnitedHealth Group | Incorporated | |
| | | .00000 | 98-1444127 | | | | Banmedica S.A. | CHL | NIA | Bordeaux Holding SpA | Ownership | 98.229 | UnitedHealth Group | Incorporated | |
| | | .00000 | 47-2083076 | | | | Beach Surgical Holdings II, LLC | CA | NIA | SCA Surgicare of Laguna Hills, LLC | Ownership | 49.000 | UnitedHealth Group | Incorporated | 3 |
| | | .00000 | 47-4504390 | | | | Beach Surgical Holdings III, LLC | CA | NIA | Surgicare of La Veta, Inc. | Ownership | 63.878 | UnitedHealth Group | Incorporated | |
| | | .00000 | 85-0921665 | | | | Behavioral Health Services of New York, P.C. | NY | NIA | Physician(s) Owned | Influence | 0.000 | UnitedHealth Group | Incorporated | 2 |
| | | .00000 | 88-0267857 | | | | Behavioral Healthcare Options, Inc. | NV | NIA | Sierra Health Services, Inc. | Ownership | 100.000 | UnitedHealth Group | Incorporated | |
| | | .00000 | 42-1485537 | | | | Benefit Administration for the Self Employed, L.L.C. | IA | NIA | HealthMarkets, LLC | Ownership | 100.000 | UnitedHealth Group | Incorporated | |
| | | .00000 | 46-1134506 | | | | Benefitter Insurance Solutions, Inc. | DE | NIA | HealthMarkets Insurance Agency, Inc. | Ownership | 100.000 | UnitedHealth Group | Incorporated | |
| | | .00000 | 47-4349079 | | | | Better Health Value Network, LLC | IA | NIA | Physician(s) Owned | Influence | 0.000 | UnitedHealth Group | Incorporated | 2 |
| | | .00000 | 22-3858211 | | | | Bexar Imaging Center, LLC | TX | NIA | WellMed Networks, Inc. | Ownership | 100.000 | UnitedHealth Group | Incorporated | 2 |
| | | .00000 | 01-0808529 | | | | BioRx, LLC | DE | NIA | Diplomat Blocker, Inc. | Ownership | 100.000 | UnitedHealth Group | Incorporated | |
| | | .00000 | 63-0984076 | | | | Birmingham Outpatient Surgery Center, Ltd. | AL | NIA | Birmingham Outpatient Surgical Center, LLC | Ownership | 30.010 | UnitedHealth Group | Incorporated | 3 |
| | | .00000 | 63-0847380 | | | | Birmingham Outpatient Surgical Center, LLC | DE | NIA | Surgery Center Holding, LLC | Ownership | 100.000 | UnitedHealth Group | Incorporated | |
| | | .00000 | 62-1530122 | | | | Blue Ridge Day Surgery Center, L.P. | TN | NIA | Blue Ridge GP, LLC | Ownership | 40.330 | UnitedHealth Group | Incorporated | 3 |
| | | .00000 | 27-2241593 | | | | Blue Ridge GP, LLC | NC | NIA | SCA-Blue Ridge, LLC | Ownership | 100.000 | UnitedHealth Group | Incorporated | |
| | | .00000 | 37-1945431 | | | | Blue Ridge Properties, LLC | DE | NIA | Blue Ridge GP, LLC | Ownership | 38.208 | UnitedHealth Group | Incorporated | 3 |
| | | .00000 | 65-0241934 | | | | Boca Raton Outpatient Surgery & Laser Center, LTD. | FL | NIA | Surgery Center of Boca Raton, Inc. | Ownership | 30.000 | UnitedHealth Group | Incorporated | 3 |
| | | .00000 | 98-1396690 | | | | Bordeaux (Barbados) Holdings I, SRL | BRB | NIA | FrontierMEDEX US, Inc. | Ownership | 100.000 | UnitedHealth Group | Incorporated | |
| | | .00000 | 98-1396559 | | | | Bordeaux (Barbados) Holdings II, SRL | BRB | NIA | Bordeaux (Barbados) Holdings I, SRL | Ownership | 100.000 | UnitedHealth Group | Incorporated | |
| | | .00000 | 98-1403634 | | | | Bordeaux (Barbados) Holdings III, S.r.l. | BRB | NIA | Bordeaux UK Holdings I Limited | Ownership | 100.000 | UnitedHealth Group | Incorporated | |
| | | .00000 | 98-1398490 | | | | Bordeaux Holding SpA | CHL | NIA | Aquitania Chilean Holding SpA | Ownership | 100.000 | UnitedHealth Group | Incorporated | |
| | | .00000 | 82-3147824 | | | | Bordeaux International Holdings, Inc. | DE | NIA | UnitedHealth Group Incorporated | Ownership | 100.000 | UnitedHealth Group | Incorporated | |
| | | .00000 | 98-1390574 | | | | Bordeaux UK Holdings I Limited | GBR | NIA | Bordeaux International Holdings, Inc. | Ownership | 3.295 | UnitedHealth Group | Incorporated | |
| | | .00000 | 98-1390574 | | | | Bordeaux UK Holdings I Limited | GBR | NIA | FrontierMEDEX US, Inc. | Ownership | 96.705 | UnitedHealth Group | Incorporated | |
| | | .00000 | 98-1391914 | | | | Bordeaux UK Holdings II Limited | GBR | NIA | Bordeaux UK Holdings I Limited | Ownership | 100.000 | UnitedHealth Group | Incorporated | |
| | | .00000 | 98-1389224 | | | | Bordeaux UK Holdings III Limited | GBR | NIA | Bordeaux UK Holdings II Limited | Ownership | 100.000 | UnitedHealth Group | Incorporated | |
| | | .00000 | 98-1112673 | | | | Bosque Medical Center Ltda. | BRA | NIA | Esho - Empresa de Serviços Hospitalares S.A. | Ownership | 17.119 | UnitedHealth Group | Incorporated | |
| | | .00000 | 98-1112673 | | | | Bosque Medical Center Ltda. | BRA | NIA | Amil Assistência Médica Internacional S.A. | Ownership | 82.881 | UnitedHealth Group | Incorporated | |
| | | .00000 | 20-2387834 | | | | Brandon Ambulatory Surgery Center, LC | FL | NIA | SC Affiliates, LLC | Ownership | 3.120 | UnitedHealth Group | Incorporated | |
| | | .00000 | 20-2387834 | | | | Brandon Ambulatory Surgery Center, LC | FL | NIA | SCA-Brandon, LLC | Ownership | 54.546 | UnitedHealth Group | Incorporated | |
| | | .00000 | 90-0884047 | | | | BriovaRx Infusion Services 102, LLC | DE | NIA | Optum Infusion Services 500, Inc. | Ownership | 100.000 | UnitedHealth Group | Incorporated | |

STATEMENT AS OF SEPTEMBER 30, 2020 OF THE UnitedHealthcare of Ohio, Inc.

SCHEDULE Y
PART 1A - DETAIL OF INSURANCE HOLDING COMPANY SYSTEM

| 1 | 2 | 3 | 4 | 5 | 6 | 7 | 8 | 9 | 10 | 11 | 12 | 13 | 14 | 15 | 16 |
|------------|---------------------------------|-------------------|------------|--------------|-----|--|---|-----------------------|-----------------------------------|--|--|--|--|-----------------------------------|----|
| Group Code | Group Name | NAIC Company Code | ID Number | Federal RSSD | CIK | Name of Securities Exchange if Publicly Traded (U.S. or International) | Names of Parent, Subsidiaries Or Affiliates | Domi-ciliary Location | Relation-ship to Reporting Entity | Directly Controlled by (Name of Entity/Person) | Type of Control (Ownership, Board, Management, Attorney-in-Fact, Influence, Other) | If Control is Ownership Provide Percentage | Ultimate Controlling Entity(ies)/Person(s) | Is an SCA Filing Re-quired? (Y/N) | * |
| | | .0000 | 11-3647935 | | | | BriovaRx of Florida, Inc. | .DE | NIA | OptumRx PBM of Illinois, Inc. | Ownership | 100.000 | UnitedHealth Group Incorporated | | |
| | | .0000 | 27-1930321 | | | | BriovaRx of Georgia, LLC | .AL | NIA | Optum Pharmacy 705, LLC | Ownership | 100.000 | UnitedHealth Group Incorporated | | |
| | | .0000 | 46-2790537 | | | | BriovaRx of Louisiana, L.L.C. | .LA | NIA | Optum Pharmacy 705, LLC | Ownership | 100.000 | UnitedHealth Group Incorporated | | |
| | | .0000 | 01-0516051 | | | | BriovaRx of Maine, Inc. | .ME | NIA | OptumRx PBM of Illinois, Inc. | Ownership | 100.000 | UnitedHealth Group Incorporated | | |
| | | .0000 | 27-3331130 | | | | BriovaRx of Massachusetts, LLC | .MA | NIA | OptumRx PBM of Illinois, Inc. | Ownership | 100.000 | UnitedHealth Group Incorporated | | |
| | | .0000 | 47-4278378 | | | | Cabin Enterprises, LLC | .DE | NIA | Cabin Holdings, LLC | Ownership | 100.000 | UnitedHealth Group Incorporated | | |
| | | .0000 | 47-4264867 | | | | Cabin Holdings, LLC | .DE | NIA | United HealthCare Services, Inc. | Ownership | 100.000 | UnitedHealth Group Incorporated | | |
| | | .0000 | 20-1711131 | | | | California Medical Group Insurance Company, Risk Retention Group | .AZ | NIA | OptumCare Management, LLC | Ownership | 67.000 | UnitedHealth Group Incorporated | | 1 |
| | | .0000 | 81-0881243 | | | | California Spring Holdings, PC | .CA | NIA | Physician(s) Owned | Influence | 0.000 | UnitedHealth Group Incorporated | | 2 |
| | | .0000 | 52-1597478 | | | | Camp Hill Ambulatory Centers | .PA | NIA | Camp Hill-SCA Centers, LLC | Ownership | 49.000 | UnitedHealth Group Incorporated | | 3 |
| | | .0000 | 52-1597484 | | | | Camp Hill-SCA Centers, LLC | .DE | NIA | SC Affiliates, LLC | Ownership | 100.000 | UnitedHealth Group Incorporated | | |
| | | .0000 | 27-3955254 | | | | Capital City Medical Group, L.L.C. | .LA | NIA | UnitedHealthcare, Inc. | Ownership | 100.000 | UnitedHealth Group Incorporated | | |
| | | .0000 | 46-1981651 | | | | Cardio Management, Inc. | .DE | NIA | OrthoNet Holdings, Inc. | Ownership | 100.000 | UnitedHealth Group Incorporated | | |
| | | .0000 | 20-8375685 | | | | Care Improvement Plus Group Management, LLC | .MD | NIA | XLHealth Corporation | Ownership | 100.000 | UnitedHealth Group Incorporated | | |
| .0707 | UnitedHealth Group Incorporated | .12558 | 45-4976934 | | | | Care Improvement Plus of Texas Insurance Company | .TX | .IA | XLHealth Corporation | Ownership | 100.000 | UnitedHealth Group Incorporated | | |
| .0707 | UnitedHealth Group Incorporated | .12567 | 20-3888112 | | | | Care Improvement Plus South Central Insurance Company | .AR | .IA | XLHealth Corporation | Ownership | 100.000 | UnitedHealth Group Incorporated | | |
| .0707 | UnitedHealth Group Incorporated | .14041 | 27-5038136 | | | | Care Improvement Plus Wisconsin Insurance Company | .WI | .IA | XLHealth Corporation | Ownership | 100.000 | UnitedHealth Group Incorporated | | |
| | | .0000 | 98-1328471 | | | | Casa de Saúde Santa Therezinha Ltda. | .BRA | NIA | Hospital Alvorada de Taguatinga Ltda. | Ownership | 100.000 | UnitedHealth Group Incorporated | | |
| | | .0000 | 98-1328471 | | | | Casa de Saúde Santa Therezinha Ltda. | .BRA | NIA | Esho – Empresa de Serviços Hospitalares S.A. | Ownership | 0.000 | UnitedHealth Group Incorporated | | |
| | | .0000 | 82-5207935 | | | | Castle Rock SurgiCenter, LLC | .CO | NIA | SCA-Castle Rock, LLC | Ownership | 67.402 | UnitedHealth Group Incorporated | | |
| | | .0000 | 20-5807941 | | | | Catalyst360, LLC | .DE | NIA | Optum Services, Inc. | Ownership | 100.000 | UnitedHealth Group Incorporated | | |
| | | .0000 | | | | | Catamaran Finance (Ireland) Unlimited Company | .IRL | NIA | Catamaran S.á.r.l. | Ownership | 100.000 | UnitedHealth Group Incorporated | | |
| | | .0000 | 98-1069737 | | | | Catamaran S.á.r.l. | .LUX | NIA | UnitedHealthcare International II S.á.r.l. | Ownership | 100.000 | UnitedHealth Group Incorporated | | |
| | | .0000 | 82-1715584 | | | | CCEC Anesthesia Management, LLC | .TX | NIA | Corpus Christi Endoscopy Center, L.L.P. | Ownership | 100.000 | UnitedHealth Group Incorporated | | 3 |
| | | .0000 | 27-2533497 | | | | CDC Holdings Colombia S.A.S. | .COL | NIA | Bordeaux UK Holdings II Limited | Ownership | 100.000 | UnitedHealth Group Incorporated | | |
| | | .0000 | 98-1111491 | | | | Cedar Park Surgery Center, LLC | .TX | NIA | SCA Cedar Park Holdings, LLC | Ownership | 66.095 | UnitedHealth Group Incorporated | | |
| | | .0000 | 98-1111491 | | | | Cemed Care – Empresa de Atendimento Clínico Geral Ltda. | .BRA | NIA | Esho – Empresa de Serviços Hospitalares S.A. | Ownership | 0.000 | UnitedHealth Group Incorporated | | |
| | | .0000 | 98-1111491 | | | | Cemed Care – Empresa de Atendimento Clínico Geral Ltda. | .BRA | NIA | Amil Assistência Médica Internacional S.A. | Ownership | 100.000 | UnitedHealth Group Incorporated | | |
| | | .0000 | 33-0483510 | | | | Centers for Family Medicine, GP | .CA | NIA | MH Physician Three Holdco, a Medical Corporation | Ownership | 99.000 | UnitedHealth Group Incorporated | | 2 |
| | | .0000 | 98-1448150 | | | | Central de Compras SpA | .CHL | NIA | Inversiones Clínicas Santa María S.A. | Ownership | 100.000 | UnitedHealth Group Incorporated | | |
| | | .0000 | 45-4131797 | | | | Central Indiana Care Organization, LLC | .IN | NIA | AHJ Target Holdings, LLC | Ownership | 100.000 | UnitedHealth Group Incorporated | | |
| | | .0000 | 45-5600514 | | | | Central Ohio Care Organization, LLC | .OH | NIA | AHJ Target Holdings, LLC | Ownership | 100.000 | UnitedHealth Group Incorporated | | |
| | | .0000 | | | | | CentriHealth, LLC | .DE | NIA | UnitedHealth Group Incorporated | Ownership | 100.000 | UnitedHealth Group Incorporated | | |
| | | .0000 | | | | | CentriHealth Corporation | .CAN | NIA | CentriHealth, LLC | Ownership | 100.000 | UnitedHealth Group Incorporated | | |
| | | .0000 | 98-1390073 | | | | CentriHealth UK Limited | .GBR | NIA | CentriHealth, LLC | Ownership | 100.000 | UnitedHealth Group Incorporated | | |
| | | .0000 | | | | | Centro de Entrenamiento Capacitación en Reanimación y Prevención Limitada | .CHL | NIA | Clínica Dávila y Servicios Médicos S.A. | Ownership | 99.000 | UnitedHealth Group Incorporated | | |
| | | .0000 | | | | | Centro de Entrenamiento Capacitación en Reanimación y Prevención Limitada | .CHL | NIA | Servicios Integrados de Salud Ltda. | Ownership | 1.000 | UnitedHealth Group Incorporated | | |
| | | .0000 | 98-1450490 | | | | Centro de Servicios Compartidos Banmédica SpA | .CHL | NIA | Inversiones Clínicas Santa María S.A. | Ownership | 0.100 | UnitedHealth Group Incorporated | | |
| | | .0000 | 98-1450490 | | | | Centro de Servicios Compartidos Banmédica SpA | .CHL | NIA | Banmédica S.A. | Ownership | 99.900 | UnitedHealth Group Incorporated | | |

STATEMENT AS OF SEPTEMBER 30, 2020 OF THE UnitedHealthcare of Ohio, Inc.

SCHEDULE Y
PART 1A - DETAIL OF INSURANCE HOLDING COMPANY SYSTEM

| 1 | 2 | 3 | 4 | 5 | 6 | 7 | 8 | 9 | 10 | 11 | 12 | 13 | 14 | 15 | 16 |
|------------|---------------------------------|-------------------|------------|--------------|-----|--|---|-----------------------|-----------------------------------|--|--|--|--|-----------------------------------|----|
| Group Code | Group Name | NAIC Company Code | ID Number | Federal RSSD | CIK | Name of Securities Exchange if Publicly Traded (U.S. or International) | Names of Parent, Subsidiaries Or Affiliates | Domi-ciliary Location | Relation-ship to Reporting Entity | Directly Controlled by (Name of Entity/Person) | Type of Control (Ownership, Board, Management, Attorney-in-Fact, Influence, Other) | If Control is Ownership Provide Percentage | Ultimate Controlling Entity(ies)/Person(s) | Is an SCA Filing Re-quired? (Y/N) | * |
| | | .00000 | | | | | Centro Médico Hospitalar Pitangueiras Ltda. | .BRA | NIA | Esho – Empresa de Serviços Hospitalares S.A. | Ownership | 100.000 | UnitedHealth Group Incorporated | | |
| | | .00000 | | | | | Centro Médico Hospitalar Pitangueiras Ltda. | .BRA | NIA | Hospital Alvorada de Taguatinga Ltda. | Ownership | 0.000 | UnitedHealth Group Incorporated | | |
| | | .00000 | 98-1457197 | | | | Centro Odontológico Americano S.A.C. | .PER | NIA | Pacifico S.A. Entidad Prestadora de Salud EPS | Ownership | 80.000 | UnitedHealth Group Incorporated | | .1 |
| | | .00000 | 98-1451635 | | | | Centromed Quilpué S.A. | .CHL | NIA | Administradora Médica Centromed S.A. | Ownership | 93.450 | UnitedHealth Group Incorporated | | .1 |
| | | .00000 | | | | | Centros Médicos y Dentales Multimed Ltda. | .CHL | NIA | Clínica Dávila y Servicios Médicos S.A. | Ownership | 0.010 | UnitedHealth Group Incorporated | | |
| | | .00000 | | | | | Centros Médicos y Dentales Multimed Ltda. | .CHL | NIA | Omesa SpA | Ownership | 99.990 | UnitedHealth Group Incorporated | | |
| .0707 | UnitedHealth Group Incorporated | .42765 | 42-1194107 | | | | Centurion Casualty Company | .NE | IA | Specialty Benefits, LLC | Ownership | 100.000 | UnitedHealth Group Incorporated | | |
| | | .00000 | 46-1454664 | | | | Channel Islands Surgicenter Properties, LLC | .DE | NIA | SCA Holding Company, Inc. | Ownership | 62.743 | UnitedHealth Group Incorporated | | |
| | | .00000 | 58-1709761 | | | | Charleston Surgery Center Limited Partnership | .SC | NIA | SCA-Charleston, LLC | Ownership | 22.632 | UnitedHealth Group Incorporated | | .3 |
| | | .00000 | 82-3973199 | | | | Charleston Surgery Properties, LLC | .DE | NIA | SCA-Charleston, LLC | Ownership | 50.852 | UnitedHealth Group Incorporated | | |
| | | .00000 | 56-1449531 | | | | Charlotte Surgery Center, LLC | .NC | NIA | Charlotte-SC, LLC | Ownership | 16.609 | UnitedHealth Group Incorporated | | .3 |
| | | .00000 | 56-1449532 | | | | Charlotte Surgery Properties, LTD. | .NC | NIA | SC Affiliates, LLC | Ownership | 4.000 | UnitedHealth Group Incorporated | | .3 |
| | | .00000 | 56-1449532 | | | | Charlotte Surgery Properties, LTD. | .NC | NIA | SCA-Mecklenburg Development Corp. | Ownership | 14.000 | UnitedHealth Group Incorporated | | .3 |
| | | .00000 | 62-1262567 | | | | Charlotte-SC, LLC | .DE | NIA | SC Affiliates, LLC | Ownership | 100.000 | UnitedHealth Group Incorporated | | .3 |
| | | .00000 | 82-4075002 | | | | Chatham Orthopaedic ASC, LLC | .GA | NIA | SCA-Chatham, LLC | Ownership | 15.000 | UnitedHealth Group Incorporated | | .3 |
| | | .00000 | 26-2389638 | | | | Childrens Surgery Center LLC | .FL | NIA | SC Affiliates, LLC | Ownership | 1.057 | UnitedHealth Group Incorporated | | |
| | | .00000 | 26-2389638 | | | | Childrens Surgery Center LLC | .FL | NIA | SCA-Central Florida, LLC | Ownership | 50.000 | UnitedHealth Group Incorporated | | |
| | | .00000 | 98-1093539 | | | | ChinaGate (Hong Kong) Limited | .HKG | NIA | Optum, Inc. | Ownership | 100.000 | UnitedHealth Group Incorporated | | |
| | | .00000 | 62-1510209 | | | | Citrus Regional Surgery Center, L.P. | .TN | NIA | SCA-Citrus, Inc. | Ownership | 57.000 | UnitedHealth Group Incorporated | | |
| | | .00000 | 62-1506370 | | | | Clarksville SCA ASC, L.P. | .TN | NIA | SC Affiliates, LLC | Ownership | 0.100 | UnitedHealth Group Incorporated | | |
| | | .00000 | 62-1506370 | | | | Clarksville SCA ASC, L.P. | .TN | NIA | Surgical Health, LLC | Ownership | 99.900 | UnitedHealth Group Incorporated | | |
| | | .00000 | 20-3742012 | | | | Cleburne Surgical Center, LLC | .TX | NIA | Surgical Care Affiliates, LLC | Influence | 0.000 | UnitedHealth Group Incorporated | | |
| | | .00000 | 98-1459640 | | | | Clínica Alameda SpA | .CHL | NIA | Vida Integra S.A. | Ownership | 99.841 | UnitedHealth Group Incorporated | | |
| | | .00000 | 98-1459640 | | | | Clínica Alameda SpA | .CHL | NIA | Saden S.A. | Ownership | 0.159 | UnitedHealth Group Incorporated | | |
| | | .00000 | 98-1443171 | | | | Clínica Bio Bio S.A. | .CHL | NIA | Banmédica S.A. | Ownership | 0.000 | UnitedHealth Group Incorporated | | |
| | | .00000 | 98-1443171 | | | | Clínica Bio Bio S.A. | .CHL | NIA | Inversiones Clínicas Santa María S.A. | Ownership | 100.000 | UnitedHealth Group Incorporated | | |
| | | .00000 | 98-1442191 | | | | Clínica Ciudad del Mar S.A. | .CHL | NIA | Inversiones Clínicas Santa María S.A. | Ownership | 100.000 | UnitedHealth Group Incorporated | | |
| | | .00000 | 98-1442191 | | | | Clínica Ciudad del Mar S.A. | .CHL | NIA | Banmédica S.A. | Ownership | 0.000 | UnitedHealth Group Incorporated | | |
| | | .00000 | 98-1446132 | | | | Clínica Dávila y Servicios Médicos S.A. | .CHL | NIA | Clínica Santa María S.A. | Ownership | 0.009 | UnitedHealth Group Incorporated | | |
| | | .00000 | 98-1446132 | | | | Clínica Dávila y Servicios Médicos S.A. | .CHL | NIA | Banmédica S.A. | Ownership | 99.991 | UnitedHealth Group Incorporated | | |
| | | .00000 | | | | | Clínica del Country S.A. | .COL | NIA | CDC Holdings Colombia S.A.S. | Ownership | 50.000 | UnitedHealth Group Incorporated | | |
| | | .00000 | | | | | Clínica del Country S.A. | .COL | NIA | Banmédica Internacional SpA | Ownership | 50.000 | UnitedHealth Group Incorporated | | |
| | | .00000 | 98-1350667 | | | | Clínica Médico Cirúrgica de Santa Tecla, S.A. | .PRT | NIA | Lusíadas, SGPS, S.A. | Ownership | 100.000 | UnitedHealth Group Incorporated | | |
| | | .00000 | | | | | Clínica San Borja S.A. | .PER | NIA | Pacifico S.A. Entidad Prestadora de Salud EPS | Ownership | 100.000 | UnitedHealth Group Incorporated | | |
| | | .00000 | 98-1462343 | | | | Clínica San Felipe S.A. | .PER | NIA | Pacifico S.A. Entidad Prestadora de Salud EPS | Ownership | 93.740 | UnitedHealth Group Incorporated | | .1 |
| | | .00000 | 98-1455936 | | | | Clínica Sánchez Ferrer S.A. | .PER | NIA | Pacifico S.A. Entidad Prestadora de Salud EPS | Ownership | 100.000 | UnitedHealth Group Incorporated | | |
| | | .00000 | 98-1442754 | | | | Clínica Santa María S.A. | .CHL | NIA | Banmédica S.A. | Ownership | 99.433 | UnitedHealth Group Incorporated | | .1 |
| | | .00000 | 98-1442745 | | | | Clínica Vespucio S.A. | .CHL | NIA | Inversiones Clínicas Santa María S.A. | Ownership | 100.000 | UnitedHealth Group Incorporated | | |
| | | .00000 | 98-1442745 | | | | Clínica Vespucio S.A. | .CHL | NIA | Banmédica S.A. | Ownership | 0.000 | UnitedHealth Group Incorporated | | |
| | | .00000 | 46-2879718 | | | | Clinical Partners of Colorado Springs, LLC | .CO | NIA | OptumCare Colorado, LLC | Ownership | 50.000 | UnitedHealth Group Incorporated | | |
| | | .00000 | 20-2236024 | | | | Clinton Partners, LLC | .MI | NIA | HFHS-SCA Holdings, LLC | Ownership | 51.000 | UnitedHealth Group Incorporated | | .3 |
| | | .00000 | 98-1350671 | | | | CLISA – Clínica de Santo António, S.A. | .PRT | NIA | Lusíadas, SGPS, S.A. | Ownership | 100.000 | UnitedHealth Group Incorporated | | |
| | | .00000 | 98-1337968 | | | | CMO – Centro Médico de Oftalmología S/S Ltda. | .BRA | NIA | Lotten-Eyes Oftalmología Clínica e Cirúrgica Ltda. | Ownership | 1.000 | UnitedHealth Group Incorporated | | |
| | | .00000 | 98-1337968 | | | | CMO – Centro Médico de Oftalmología S/S Ltda. | .BRA | NIA | Hospital Alvorada de Taguatinga Ltda. | Ownership | 99.000 | UnitedHealth Group Incorporated | | |

STATEMENT AS OF SEPTEMBER 30, 2020 OF THE UnitedHealthcare of Ohio, Inc.

SCHEDULE Y
PART 1A - DETAIL OF INSURANCE HOLDING COMPANY SYSTEM

| 1 | 2 | 3 | 4 | 5 | 6 | 7 | 8 | 9 | 10 | 11 | 12 | 13 | 14 | 15 | 16 |
|------------|---------------------------------|-------------------|------------|--------------|-----|--|--|----------------------|----------------------------------|--|--|--|--|----------------------------------|----|
| Group Code | Group Name | NAIC Company Code | ID Number | Federal RSSD | CIK | Name of Securities Exchange if Publicly Traded (U.S. or International) | Names of Parent, Subsidiaries Or Affiliates | Domiciliary Location | Relationship to Reporting Entity | Directly Controlled by (Name of Entity/Person) | Type of Control (Ownership, Board, Management, Attorney-in-Fact, Influence, Other) | If Control is Ownership Provide Percentage | Ultimate Controlling Entity(ies)/Person(s) | Is an SCA Filing Required? (Y/N) | * |
| | | .0000 | 98-1277015 | | | | CMS – Central de Manipulação e Serviços Farmacêuticos S.A. | .BRA | .NIA | Esho – Empresa de Serviços Hospitalares S.A. | Ownership | 0.010 | UnitedHealth Group Incorporated | | |
| | | .0000 | 98-1277015 | | | | CMS – Central de Manipulação e Serviços Farmacêuticos S.A. | .BRA | .NIA | COI – Clínicas Oncológicas Integradas S.A. | Ownership | 99.990 | UnitedHealth Group Incorporated | | |
| | | .0000 | 56-2674371 | | | | Coachella Valley Physicians of PrimeCare, Inc. | .CA | .NIA | PrimeCare of Riverside, Inc. | Ownership | 100.000 | UnitedHealth Group Incorporated | | |
| | | .0000 | 27-1193028 | | | | Coalition for Advanced Pharmacy Services, Inc. | .DE | .NIA | OptumRx Home Delivery of Ohio, LLC | Ownership | 0.116 | UnitedHealth Group Incorporated | | |
| | | .0000 | 27-1193028 | | | | Coalition for Advanced Pharmacy Services, Inc. | .DE | .NIA | OptumRx PBM of Maryland, LLC | Ownership | 5.341 | UnitedHealth Group Incorporated | | |
| | | .0000 | 27-1193028 | | | | Coalition for Advanced Pharmacy Services, Inc. | .DE | .NIA | Optum Hospice Pharmacy Services, LLC | Ownership | 1.277 | UnitedHealth Group Incorporated | | |
| | | .0000 | 27-1193028 | | | | Coalition for Advanced Pharmacy Services, Inc. | .DE | .NIA | OptumRx Health Solutions, LLC | Ownership | 93.266 | UnitedHealth Group Incorporated | | |
| | | .0000 | 33-0714414 | | | | Coastal Physicians Management, Inc. | .CA | .NIA | OptumCare Management, LLC | Ownership | 100.000 | UnitedHealth Group Incorporated | | |
| | | .0000 | 98-1276040 | | | | COI – Clínicas Oncológicas Integradas S.A. | .BRA | .NIA | S.A. | Ownership | 100.000 | UnitedHealth Group Incorporated | | |
| | | .0000 | 27-2337616 | | | | Collaborative Care Holdings, LLC | .DE | .NIA | OptumHealth Holdings, LLC | Ownership | 100.000 | UnitedHealth Group Incorporated | | |
| | | .0000 | 27-2337487 | | | | Collaborative Care Services, Inc. | .DE | .NIA | Collaborative Care Holdings, LLC | Ownership | 100.000 | UnitedHealth Group Incorporated | | |
| | | .0000 | 45-2614005 | | | | Collaborative Realty, LLC | .NY | .NIA | Collaborative Care Holdings, LLC | Ownership | 100.000 | UnitedHealth Group Incorporated | | |
| | | .0000 | | | | | Colmedica Medicina Prepagada S.A. | .COL | .NIA | Constructora Inmobiliaria Magapoo S.A. | Ownership | 0.000 | UnitedHealth Group Incorporated | | .1 |
| | | .0000 | | | | | Colmedica Medicina Prepagada S.A. | .COL | .NIA | Banmedica S.A. | Ownership | 76.270 | UnitedHealth Group Incorporated | | .1 |
| | | .0000 | 83-1529015 | | | | Colonial Outpatient Surgery Center, LLC | .FL | .NIA | SCA-Colonial Partners, LLC | Ownership | 53.000 | UnitedHealth Group Incorporated | | |
| | | .0000 | | | | | Colorado Innovative Physician Solutions, Inc. | .CO | .NIA | OptumCare Colorado, LLC | Ownership | 100.000 | UnitedHealth Group Incorporated | | |
| | | .0000 | 37-1636677 | | | | Colorado Springs Surgery Center, Ltd. | .CO | .NIA | SCA-Colorado Springs, LLC | Ownership | 95.000 | UnitedHealth Group Incorporated | | |
| | | .0000 | 84-1160450 | | | | Comfort Care Transportation, LLC | .TX | .NIA | WellMed Medical Management, Inc. | Ownership | 100.000 | UnitedHealth Group Incorporated | | |
| | | .0000 | 11-3647007 | | | | Comfort Infusion, Inc. | .AL | .NIA | Diplomat Pharmacy, Inc. | Ownership | 100.000 | UnitedHealth Group Incorporated | | |
| | | .0000 | 46-3772241 | | | | Connecticut Surgery Center, Limited Partnership | .CT | .NIA | Surgical Care Affiliates, LLC | Ownership | 1.500 | UnitedHealth Group Incorporated | | |
| | | .0000 | 06-1592173 | | | | Connecticut Surgery Center, Limited Partnership | .CT | .NIA | Connecticut Surgical Center, LLC | Ownership | 51.000 | UnitedHealth Group Incorporated | | |
| | | .0000 | 06-1592173 | | | | Connecticut Surgery Properties, LLC | .DE | .NIA | SC Affiliates, LLC | Ownership | 100.000 | UnitedHealth Group Incorporated | | |
| | | .0000 | 26-1313646 | | | | Connecticut Surgical Center, LLC | .DE | .NIA | Surgical Care Affiliates, LLC | Ownership | 65.196 | UnitedHealth Group Incorporated | | |
| | | .0000 | 06-1156342 | | | | Constructora Inmobiliaria Magapoo S.A. | .CHL | .NIA | Inmobiliaria Apoquindo 3600 Ltda. | Ownership | 0.100 | UnitedHealth Group Incorporated | | |
| | | .0000 | 98-1448720 | | | | Constructora Inmobiliaria Magapoo S.A. | .CHL | .NIA | Banmedica S.A. | Ownership | 99.900 | UnitedHealth Group Incorporated | | |
| | | .0000 | 98-1448720 | | | | Consumer Wellness Solutions, Inc. | .DE | .NIA | Optum Services, Inc. | Ownership | 100.000 | UnitedHealth Group Incorporated | | |
| | | .0000 | 20-0231080 | | | | Cornell Surgicenter, LLC | .OR | .NIA | Providence & SCA Off-Campus Holdings, LLC | Ownership | 58.344 | UnitedHealth Group Incorporated | | .3 |
| | | .0000 | 83-2599969 | | | | Corpus Christi Endoscopy Center, L.L.P. | .TX | .NIA | SCA Pacific Holdings, Inc. | Ownership | 18.500 | UnitedHealth Group Incorporated | | .3 |
| | | .0000 | 20-2595593 | | | | Country Scan Ltda. | .COL | .NIA | Patrimonio Autónomo Nueva Clínica | Ownership | 51.800 | UnitedHealth Group Incorporated | | .1 |
| | | .0000 | 52-2176762 | | | | Curaspan Health Group, Inc. | .DE | .NIA | naviHealth, Inc. | Ownership | 100.000 | UnitedHealth Group Incorporated | | |
| | | .0000 | 26-0080565 | | | | Cypress Care, Inc. | .DE | .NIA | Healthcare Solutions, Inc. | Ownership | 100.000 | UnitedHealth Group Incorporated | | |
| | | .0000 | 63-1263704 | | | | Danbury Surgical Center, L.P. | .GA | .NIA | SCA Danbury Surgical Center, LLC | Ownership | 50.419 | UnitedHealth Group Incorporated | | |
| | | .0000 | 63-1263704 | | | | Danbury Surgical Center, L.P. | .GA | .NIA | SunSurgery, LLC | Ownership | 1.094 | UnitedHealth Group Incorporated | | |
| | | .0000 | 81-5101448 | | | | David Moen, M.D. P.C. | .NY | .NIA | Physician(s) Owned | Influence | 0.000 | UnitedHealth Group Incorporated | | .2 |
| | | .0000 | 45-2380022 | | | | David R. Ferrell, M.D., P.C. | .NY | .NIA | Physician(s) Owned | Influence | 0.000 | UnitedHealth Group Incorporated | | .2 |
| | | .0000 | 11-2811353 | | | | Day-OP Center Of Long Island Inc. | .NY | .NIA | Physician(s) Owned | Influence | 0.000 | UnitedHealth Group Incorporated | | .2 |
| | | .0000 | 75-2790863 | | | | Day-Op Surgery Consulting Company, LLC | .DE | .NIA | ProHEALTH Medical Management, LLC | Ownership | 100.000 | UnitedHealth Group Incorporated | | |
| | | .0000 | 52-1811176 | | | | DBP Services of New York IPA, Inc. | .NY | .NIA | Dental Benefit Providers, Inc. | Ownership | 100.000 | UnitedHealth Group Incorporated | | |
| | | .0000 | 52-1452809 | | | | Dental Benefit Providers of California, Inc. | .CA | .IA | Dental Benefit Providers, Inc. | Ownership | 100.000 | UnitedHealth Group Incorporated | | |
| .0707 | UnitedHealth Group Incorporated | 52053 | 36-4008355 | | | | Dental Benefit Providers of Illinois, Inc. | .IL | .IA | Dental Benefit Providers, Inc. | Ownership | 100.000 | UnitedHealth Group Incorporated | | |
| | | .0000 | 41-2014834 | | | | Dental Benefit Providers, Inc. | .DE | .NIA | United HealthCare Services, Inc. | Ownership | 100.000 | UnitedHealth Group Incorporated | | |
| | | .0000 | | | | | Denton Endoscopy Surgery Center, LLC | .TX | .NIA | Surgical Care Affiliates, LLC | Influence | 0.000 | UnitedHealth Group Incorporated | | |

16.5

STATEMENT AS OF SEPTEMBER 30, 2020 OF THE UnitedHealthcare of Ohio, Inc.

SCHEDULE Y
PART 1A - DETAIL OF INSURANCE HOLDING COMPANY SYSTEM

| 1 | 2 | 3 | 4 | 5 | 6 | 7 | 8 | 9 | 10 | 11 | 12 | 13 | 14 | 15 | 16 |
|------------|------------|-------------------|------------|--------------|-----|--|--|----------------------|----------------------------------|--|--|--|--|----------------------------------|----|
| Group Code | Group Name | NAIC Company Code | ID Number | Federal RSSD | CIK | Name of Securities Exchange if Publicly Traded (U.S. or International) | Names of Parent, Subsidiaries Or Affiliates | Domiciliary Location | Relationship to Reporting Entity | Directly Controlled by (Name of Entity/Person) | Type of Control (Ownership, Board, Management, Attorney-in-Fact, Influence, Other) | If Control is Ownership Provide Percentage | Ultimate Controlling Entity(ies)/Person(s) | Is an SCA Filing Required? (Y/N) | * |
| | | .0000 | 47-0926556 | | | | Denton Surgery Center, LLC | TX | NIA | Surgical Care Affiliates, LLC | Influence | 0.000 | UnitedHealth Group Incorporated | | |
| | | .0000 | 82-1436601 | | | | Derry Surgical Center, LLC | NH | NIA | SCA-Derry, LLC | Ownership | 70.000 | UnitedHealth Group Incorporated | | |
| | | .0000 | 98-1460401 | | | | Diagnóstico Ecotomográfico Centromed Ltda. | CHL | NIA | Administradora Médica Centromed S.A. | Ownership | 50.000 | UnitedHealth Group Incorporated | | 1 |
| | | .0000 | 98-1460347 | | | | Diagnóstico por Imágenes Centromed Ltda. | CHL | NIA | Administradora Médica Centromed S.A. | Ownership | 93.340 | UnitedHealth Group Incorporated | | |
| | | .0000 | 98-1460347 | | | | Diagnóstico por Imágenes Centromed Ltda. | CHL | NIA | Centromed Quipué S.A. | Ownership | 6.660 | UnitedHealth Group Incorporated | | |
| | | .0000 | 33-0292435 | | | | Digestive Disease Center, L.P. | CA | NIA | Beach Surgical Holdings LLC | Ownership | 51.000 | UnitedHealth Group Incorporated | | 3 |
| | | .0000 | 98-1285762 | | | | Dilab Medicina Nuclear Ltda. | BRA | NIA | Esho – Empresa de Serviços Hospitalares S.A. | Ownership | 95.000 | UnitedHealth Group Incorporated | | 1 |
| | | .0000 | 27-4022876 | | | | Diplomat Blocker, Inc. | DE | NIA | Diplomat Pharmacy, Inc. | Ownership | 100.000 | UnitedHealth Group Incorporated | | |
| | | .0000 | 20-8334423 | | | | Diplomat Clinical Services, LLC | MI | NIA | Diplomat Pharmacy, Inc. | Ownership | 100.000 | UnitedHealth Group Incorporated | | |
| | | .0000 | 38-3453193 | | | | Diplomat Corporate Properties, LLC | MI | NIA | Diplomat Pharmacy, Inc. | Ownership | 100.000 | UnitedHealth Group Incorporated | | |
| | | .0000 | | | | | Diplomat Pharmacy Holdings, Inc. | DE | NIA | Diplomat Pharmacy, Inc. | Ownership | 100.000 | UnitedHealth Group Incorporated | | |
| | | .0000 | 38-2063100 | | | | Diplomat Pharmacy, Inc. | MI | NIA | OptumRx Holdings, LLC | Ownership | 100.000 | UnitedHealth Group Incorporated | | |
| | | .0000 | 20-8576702 | | | | Diplomat Specialty Pharmacy Great Lakes Distribution Center, LLC | MI | NIA | Diplomat Pharmacy, Inc. | Ownership | 100.000 | UnitedHealth Group Incorporated | | |
| | | .0000 | 46-1891272 | | | | Diplomat Specialty Pharmacy of Boothwyn, LLC | PA | NIA | Diplomat Specialty Pharmacy of Philadelphia, LLC | Ownership | 100.000 | UnitedHealth Group Incorporated | | |
| | | .0000 | 20-3855530 | | | | Diplomat Specialty Pharmacy of Chicago, LLC | MI | NIA | Diplomat Pharmacy, Inc. | Ownership | 100.000 | UnitedHealth Group Incorporated | | |
| | | .0000 | 20-2372657 | | | | Diplomat Specialty Pharmacy of Flint, LLC | MI | NIA | Diplomat Pharmacy, Inc. | Ownership | 100.000 | UnitedHealth Group Incorporated | | |
| | | .0000 | 26-0146551 | | | | Diplomat Specialty Pharmacy of Ft. Lauderdale, LLC | MI | NIA | Diplomat Pharmacy, Inc. | Ownership | 100.000 | UnitedHealth Group Incorporated | | |
| | | .0000 | 20-2372751 | | | | Diplomat Specialty Pharmacy of Grand Rapids, LLC | MI | NIA | Diplomat Pharmacy, Inc. | Ownership | 100.000 | UnitedHealth Group Incorporated | | |
| | | .0000 | 94-3459971 | | | | Diplomat Specialty Pharmacy of Los Angeles County, LLC | CA | NIA | Diplomat Pharmacy, Inc. | Ownership | 100.000 | UnitedHealth Group Incorporated | | |
| | | .0000 | 23-3102454 | | | | Diplomat Specialty Pharmacy of Philadelphia, LLC | PA | NIA | Diplomat Pharmacy, Inc. | Ownership | 100.000 | UnitedHealth Group Incorporated | | |
| | | .0000 | 83-1252892 | | | | Diplomat Specialty Pharmacy of Phoenix, LLC | MI | NIA | Diplomat Pharmacy, Inc. | Ownership | 100.000 | UnitedHealth Group Incorporated | | |
| | | .0000 | 27-1148085 | | | | Diplomat Specialty Pharmacy of Southern California, LLC | MI | NIA | Diplomat Pharmacy, Inc. | Ownership | 100.000 | UnitedHealth Group Incorporated | | |
| | | .0000 | 30-0238641 | | | | Distance Learning Network, Inc. | DE | NIA | OptumHealth Holdings, LLC | Ownership | 100.000 | UnitedHealth Group Incorporated | | |
| | | .0000 | | | | | Doctor + S.A.C. | PER | NIA | Pacifico S.A. Entidad Prestadora de Salud EPS | Ownership | 100.000 | UnitedHealth Group Incorporated | | |
| | | .0000 | 82-5264853 | | | | Dry Creek Surgery Center, LLC | CO | NIA | SCA-Dry Creek, LLC | Ownership | 55.000 | UnitedHealth Group Incorporated | | |
| | | .0000 | 27-2176462 | | | | DSP Flint Real Estate, LLC | MI | NIA | Diplomat Pharmacy, Inc. | Ownership | 100.000 | UnitedHealth Group Incorporated | | |
| | | .0000 | 27-2499399 | | | | DSP-Building C, LLC | MI | NIA | Diplomat Pharmacy, Inc. | Ownership | 100.000 | UnitedHealth Group Incorporated | | |
| | | .0000 | 82-5181311 | | | | DTC Surgery Center, LLC | CO | NIA | SCA-Denver Physicians Holdings, LLC | Ownership | 100.000 | UnitedHealth Group Incorporated | | |
| | | .0000 | 27-2103713 | | | | Dublin Surgery Center, LLC | OH | NIA | SCA-Dublin, LLC | Ownership | 62.963 | UnitedHealth Group Incorporated | | |
| | | .0000 | | | | | Duncan Printing Services LLC | SC | NIA | UnitedHealthcare Insurance Company | Ownership | 100.000 | UnitedHealth Group Incorporated | | |
| | | .0000 | 04-3106404 | | | | Durable Medical Equipment, Inc. | MA | NIA | Reliant Medical Group, Inc. | Ownership | 100.000 | UnitedHealth Group Incorporated | | 2 |
| | | .0000 | 59-3625966 | | | | DWIC of Tampa Bay, Inc. | FL | NIA | MedExpress Development, LLC | Ownership | 100.000 | UnitedHealth Group Incorporated | | |
| | | .0000 | 59-3705426 | | | | E Street Endoscopy, LLC | FL | NIA | West Coast Endoscopy Holdings, LLC | Ownership | 51.000 | UnitedHealth Group Incorporated | | |
| | | .0000 | 95-4660712 | | | | Ear Professionals International Corporation | DE | NIA | Specialty Benefits, LLC | Ownership | 100.000 | UnitedHealth Group Incorporated | | |
| | | .0000 | 02-0593133 | | | | East Brunswick Surgery Center, LLC | NJ | NIA | ASC Holdings of New Jersey, LLC | Ownership | 51.000 | UnitedHealth Group Incorporated | | |
| | | .0000 | 71-0923682 | | | | eCode Solutions, LLC | DE | NIA | Surgical Care Affiliates, LLC | Ownership | 100.000 | UnitedHealth Group Incorporated | | |
| | | .0000 | 84-1162764 | | | | Electronic Network Systems, Inc. | DE | NIA | Optum360 Solutions, LLC | Ownership | 100.000 | UnitedHealth Group Incorporated | | |
| | | .0000 | 98-1339173 | | | | Eual Participações S.A. | BRA | NIA | Esho – Empresa de Serviços Hospitalares S.A. | Ownership | 39.996 | UnitedHealth Group Incorporated | | |
| | | .0000 | 98-1339173 | | | | Eual Participações S.A. | BRA | NIA | Anil Assistência Médica Internacional S.A. | Ownership | 60.004 | UnitedHealth Group Incorporated | | |
| | | .0000 | 26-2195068 | | | | Empire Physician Management Company, LLC | CA | NIA | North American Medical Management California, Inc. | Ownership | 100.000 | UnitedHealth Group Incorporated | | |
| | | .0000 | 33-0181426 | | | | Empire Physicians' Medical Group, Inc. | CA | NIA | NAIM Medical Group Holdings, Inc. | Ownership | 100.000 | UnitedHealth Group Incorporated | | 2 |
| | | .0000 | 26-4682368 | | | | Employers' Health Choice PPO, Inc. | AR | NIA | HealthScope Benefits, Inc. | Ownership | 50.000 | UnitedHealth Group Incorporated | | |

SCHEDULE Y
PART 1A - DETAIL OF INSURANCE HOLDING COMPANY SYSTEM

| 1 | 2 | 3 | 4 | 5 | 6 | 7 | 8 | 9 | 10 | 11 | 12 | 13 | 14 | 15 | 16 | |
|------------|---------------------------------|-------------------|------------|--------------|-------------------------------------|--|---|-----------------------|-----------------------------------|--|--|--|--|-----------------------------------|----|---|
| Group Code | Group Name | NAIC Company Code | ID Number | Federal RSSD | CIK | Name of Securities Exchange if Publicly Traded (U.S. or International) | Names of Parent, Subsidiaries Or Affiliates | Domi-ciliary Location | Relation-ship to Reporting Entity | Directly Controlled by (Name of Entity/Person) | Type of Control (Ownership, Board, Management, Attorney-in-Fact, Influence, Other) | If Control is Ownership Provide Percentage | Ultimate Controlling Entity(ies)/Person(s) | Is an SCA Filing Re-quired? (Y/N) | * | |
| 0707 | UnitedHealth Group Incorporated | .00000 | | | | | Empremédica S. A. | .PER | NIA | Banmedica S.A. | Ownership | 100.000 | UnitedHealth Group Incorporated | | | |
| | | .00000 | 77-0317478 | | | | Endoscopy Center Affiliates, Inc. | .DE | NIA | National Surgery Centers, LLC | Ownership | 100.000 | UnitedHealth Group Incorporated | | | |
| | | .89087 | 75-1617708 | | | | Enterprise Life Insurance Company | .TX | IA | Freedom Life Insurance Company of America | Ownership | 100.000 | UnitedHealth Group Incorporated | | | |
| | | .00000 | 45-2301399 | | | | Envoy Health Management, LLC | .MI | NIA | Diplomat Pharmacy, Inc. | Ownership | 100.000 | UnitedHealth Group Incorporated | | | |
| | | .00000 | | | | | EP Campus I, LLC | .DE | NIA | UnitedHealthcare Insurance Company | Ownership | 100.000 | UnitedHealth Group Incorporated | | | |
| | | .00000 | 81-0732646 | | | | Equian Parent Corp. | .DE | NIA | OptumInsight, Inc. | Ownership | 100.000 | UnitedHealth Group Incorporated | | | |
| | | .00000 | 27-0083277 | | | | Equian, LLC | .IN | NIA | Equian Parent Corp. | Ownership | 100.000 | UnitedHealth Group Incorporated | | | |
| | | .00000 | | | | | Esho – Empresa de Serviços Hospitalares S.A. | | | Amil Assistência Médica Internacional S.A. | | | | | | |
| | | .00000 | | | | | Etho – Empresa de Tecnologia Hospitalar Ltda. | .BRA | NIA | | Amil Assistência Médica Internacional S.A. | Ownership | 99.694 | UnitedHealth Group Incorporated | | 1 |
| | | .00000 | 98-1122399 | | | | | .BRA | NIA | | | Ownership | 90.062 | UnitedHealth Group Incorporated | | 1 |
| | | .00000 | 81-1070402 | | | | Everett MSO, Inc. | .WA | NIA | | OptumCare Holdings, LLC | Ownership | 100.000 | UnitedHealth Group Incorporated | | |
| | | .00000 | 81-1625636 | | | | Everett Physicians, Inc. P.S. | .WA | NIA | | Physician(s) Owned | Influence | 0.000 | UnitedHealth Group Incorporated | | 2 |
| | | .00000 | 98-1111239 | | | | | | | | Esho – Empresa de Serviços Hospitalares S.A. | | | | | |
| | | .00000 | 98-1111239 | | | | Excellion Serviços Biomédicos Ltda. | .BRA | NIA | | S.A. | Ownership | 100.000 | UnitedHealth Group Incorporated | | |
| | | .00000 | 20-0087132 | | | | Excellion Serviços Biomédicos Ltda. | .BRA | NIA | | Cemed Care – Empresa de Atendimento Clínico Geral Ltda. | Ownership | 0.000 | UnitedHealth Group Incorporated | | |
| | | .00000 | 11-3669765 | | | | Excelsior Insurance Brokerage, Inc. | .DE | NIA | | HealthMarkets Insurance Agency, Inc. | Ownership | 100.000 | UnitedHealth Group Incorporated | | |
| | | .00000 | 30-0701899 | | | | Executive Health Resources, Inc. | .PA | NIA | | Optum360 Solutions, LLC | Ownership | 100.000 | UnitedHealth Group Incorporated | | |
| | | .00000 | | | | | Executive Surgery Center, L.L.C. | .TX | NIA | | SCA-Houston Executive, LLC | Ownership | 53.849 | UnitedHealth Group Incorporated | | |
| | | .00000 | 98-1259260 | | | | | | | | UnitedHealthcare Global Medical (UK) Limited | Ownership | 100.000 | UnitedHealth Group Incorporated | | |
| | | .00000 | | | | | Eye Clinic Oftalmologia Clínico Cirúrgica e Diagnóstico Ltda. | .BRA | NIA | | Lotten-Eyes Oftalmologia Clínica e Cirúrgica Ltda. | Ownership | 0.001 | UnitedHealth Group Incorporated | | |
| | | .00000 | | | | | Eye Clinic Oftalmologia Clínico Cirúrgica e Diagnóstico Ltda. | .BRA | NIA | | Hospital Alvorada de Taguatinga Ltda. | Ownership | 99.999 | UnitedHealth Group Incorporated | | |
| | | .00000 | 88-0223385 | | | | Family Health Care Services | .NV | NIA | | Sierra Health Services, Inc. | Ownership | 100.000 | UnitedHealth Group Incorporated | | |
| | | .00000 | 88-0257036 | | | | Family Home Hospice, Inc. | .NV | NIA | | Sierra Health Services, Inc. | Ownership | 100.000 | UnitedHealth Group Incorporated | | |
| | | .00000 | 47-2066485 | | | | First Hill Surgery Center, LLC | .WA | NIA | | Physician(s) Owned | Influence | 0.000 | UnitedHealth Group Incorporated | | 2 |
| | | .00000 | 62-1551098 | | | | Florence Surgery Center, L.P. | .TN | NIA | | SCA-Florence, LLC | Ownership | 20.000 | UnitedHealth Group Incorporated | | 3 |
| | | .00000 | 35-2456267 | | | | FMG Holdings, LLC | .DE | NIA | | Hygeia Corporation | Ownership | 1.296 | UnitedHealth Group Incorporated | | |
| | | .00000 | 35-2456267 | | | | FMG Holdings, LLC | .DE | NIA | | UnitedHealth Group Incorporated | Ownership | 98.704 | UnitedHealth Group Incorporated | | |
| | | .00000 | 11-2142060 | | | | Focus Rx Inc. | .NY | NIA | | Diplomat Pharmacy, Inc. | Ownership | 100.000 | UnitedHealth Group Incorporated | | |
| | | .00000 | 46-3275933 | | | | Focus Rx Pharmacy Services Inc. | .NY | NIA | | Diplomat Pharmacy, Inc. | Ownership | 100.000 | UnitedHealth Group Incorporated | | |
| | | .00000 | 86-0908902 | | | | For Health of Arizona, Inc. | .AZ | NIA | | For Health, Inc. | Ownership | 100.000 | UnitedHealth Group Incorporated | | |
| | | .00000 | 33-0766617 | | | | For Health, Inc. | .DE | NIA | | Inspiris, Inc. | Ownership | 100.000 | UnitedHealth Group Incorporated | | |
| | | .00000 | 77-0368346 | | | | Fort Worth Endoscopy Centers, LLC | .TX | NIA | | Surgical Care Affiliates, LLC | Influence | 0.000 | UnitedHealth Group Incorporated | | |
| .00000 | 86-0901608 | | | | Fortified Provider Network, Inc. | .AZ | NIA | | Equian Parent Corp. | Ownership | 100.000 | UnitedHealth Group Incorporated | | | | |
| .00000 | | | | | Fortify Technologies Asia, LLC | .PHL | NIA | | Savvysherpa, LLC | Ownership | 99.990 | UnitedHealth Group Incorporated | | | | |
| .00000 | 27-0695411 | | | | Fortify Technologies, LLC | .MN | NIA | | Savvysherpa, LLC | Ownership | 100.000 | UnitedHealth Group Incorporated | | | | |
| .00000 | 75-2193766 | | | | Foundation Financial Services, Inc. | .NV | NIA | | USHEALTH Group, Inc. | Ownership | 100.000 | UnitedHealth Group Incorporated | | | | |
| .00000 | 20-3412606 | | | | Franklin Surgical Center LLC | .NJ | NIA | | SCA-Franklin, LLC | Ownership | 51.626 | UnitedHealth Group Incorporated | | | | |
| 0707 | UnitedHealth Group Incorporated | 62324 | 61-1096685 | | | | Freedom Life Insurance Company of America | .TX | IA | USHEALTH Group, Inc. | Ownership | 100.000 | UnitedHealth Group Incorporated | | | |
| | | .00000 | 82-3453993 | | | | Freeway Surgicenter of Houston, LLC | .TX | NIA | SCA-Freeway Holdings, LLC | Ownership | 59.322 | UnitedHealth Group Incorporated | | | |
| | | .00000 | 98-1172769 | | | | Frontier Medex Tanzania Limited | .TZA | NIA | UnitedHealthcare Global Medical (UK) Limited | Ownership | 99.000 | UnitedHealth Group Incorporated | | 1 | |
| | | .00000 | 68-0679514 | | | | FrontierMEDEX (RMS), Inc. | .DE | NIA | FMG Holdings, LLC | Ownership | 100.000 | UnitedHealth Group Incorporated | | | |
| | | .00000 | 45-5339512 | | | | FrontierMEDEX Government Services, LLC | .DE | NIA | FMG Holdings, LLC | Ownership | 100.000 | UnitedHealth Group Incorporated | | | |
| | | .00000 | 98-1147103 | | | | FrontierMEDEX Kenya Limited | .KEN | NIA | UnitedHealthcare International I B.V. | Ownership | 0.100 | UnitedHealth Group Incorporated | | | |
| | | .00000 | 98-1147103 | | | | FrontierMEDEX Kenya Limited | .KEN | NIA | UnitedHealthcare Global Medical (UK) Limited | Ownership | 99.900 | UnitedHealth Group Incorporated | | | |
| | | .00000 | 98-1101521 | | | | FrontierMEDEX Limited | .IRQ | NIA | UnitedHealthcare Global Medical (UK) Limited | Ownership | 100.000 | UnitedHealth Group Incorporated | | | |
| | | .00000 | 33-1219808 | | | | FrontierMEDEX US, Inc. | .DE | NIA | FMG Holdings, LLC | Ownership | 24.613 | UnitedHealth Group Incorporated | | | |

STATEMENT AS OF SEPTEMBER 30, 2020 OF THE UnitedHealthcare of Ohio, Inc.

SCHEDULE Y
PART 1A - DETAIL OF INSURANCE HOLDING COMPANY SYSTEM

| 1 | 2 | 3 | 4 | 5 | 6 | 7 | 8 | 9 | 10 | 11 | 12 | 13 | 14 | 15 | 16 |
|------------|---------------------------------|-------------------|------------|--------------|-----|--|--|------------------------|-----------------------------------|--|--|--|--|-----------------------------------|----|
| Group Code | Group Name | NAIC Company Code | ID Number | Federal RSSD | CIK | Name of Securities Exchange if Publicly Traded (U.S. or International) | Names of Parent, Subsidiaries Or Affiliates | Domi-ciliary Loca-tion | Relation-ship to Reporting Entity | Directly Controlled by (Name of Entity/Person) | Type of Control (Ownership, Board, Management, Attorney-in-Fact, Influence, Other) | If Control is Ownership Provide Percentage | Ultimate Controlling Entity(ies)/Person(s) | Is an SCA Filing Re-quired? (Y/N) | * |
| | | .0000 | 33-1219808 | | | | FrontierMEDEX US, Inc. | DE | NIA | UnitedHealth Group Incorporated | Ownership | 75.387 | UnitedHealth Group Incorporated | | |
| | | .0000 | 52-2230470 | | | | FrontierMEDEX, Inc. | MN | NIA | FrontierMEDEX US, Inc. | Ownership | 100.000 | UnitedHealth Group Incorporated | | |
| | | .0000 | | | | | Fundación Banmédica | CHL | NIA | Banmédica S.A. | Ownership | 100.000 | UnitedHealth Group Incorporated | | |
| | | .0000 | 63-0833765 | | | | Gadsden Surgery Center, LLC | DE | NIA | SC Affiliates, LLC | Ownership | 100.000 | UnitedHealth Group Incorporated | | |
| | | .0000 | 62-1488653 | | | | Gadsden Surgery Center, Ltd. | AL | NIA | Gadsden Surgery Center, LLC | Ownership | 58.500 | UnitedHealth Group Incorporated | | |
| | | .0000 | 27-0556097 | | | | Genoa Healthcare LLC | PA | NIA | Specialized Pharmaceuticals, Inc. | Ownership | 100.000 | UnitedHealth Group Incorporated | | |
| | | .0000 | 47-3851949 | | | | Genoa Healthcare, Inc. | DE | NIA | OptumRx Holdings, LLC | Ownership | 100.000 | UnitedHealth Group Incorporated | | |
| | | .0000 | 20-5009764 | | | | Genoa of Arkansas, LLC | AR | NIA | Genoa Healthcare LLC | Ownership | 100.000 | UnitedHealth Group Incorporated | | |
| | | .0000 | | | | | Genoa Technology (Canada) Inc. | CAN | NIA | Genoa Technology, Inc. | Ownership | 100.000 | UnitedHealth Group Incorporated | | |
| | | .0000 | 38-4034308 | | | | Genoa Technology, Inc. | DE | NIA | Genoa Healthcare LLC | Ownership | 100.000 | UnitedHealth Group Incorporated | | |
| | | .0000 | 45-3010132 | | | | Genoa Telepsychiatry, Inc. | DE | NIA | Genoa Healthcare LLC | Ownership | 100.000 | UnitedHealth Group Incorporated | | |
| | | .0000 | 81-4703295 | | | | Genoa, QoL Wholesale, LLC | IN | NIA | Genoa Healthcare LLC | Ownership | 100.000 | UnitedHealth Group Incorporated | | |
| | | .0000 | 37-0920164 | | | | gethealthinsurance.com Agency Inc. | IN | NIA | Golden Rule Financial Corporation | Ownership | 100.000 | UnitedHealth Group Incorporated | | |
| | | .0000 | 65-1025514 | | | | Gladiolus Surgery Center, L.L.C. | FL | NIA | SCA-Gladiolus, LLC | Ownership | 45.981 | UnitedHealth Group Incorporated | | 3 |
| | | .0000 | 47-3495605 | | | | GLBESC, LLC | DE | NIA | Beach Surgical Holdings LLC | Ownership | 51.282 | UnitedHealth Group Incorporated | | 3 |
| | | .0000 | 33-0595220 | | | | Glenwood Surgical Center, L.P. | CA | NIA | SCA-Glenwood Holdings, LLC | Ownership | 56.730 | UnitedHealth Group Incorporated | | |
| | | .0000 | 62-1601450 | | | | Glenwood-SC, Inc. | TN | NIA | SC Affiliates, LLC | Ownership | 100.000 | UnitedHealth Group Incorporated | | |
| | | .0000 | 20-3420886 | | | | Golden Outlook, Inc. | CA | NIA | Golden Rule Financial Corporation | Ownership | 100.000 | UnitedHealth Group Incorporated | | |
| .0707 | UnitedHealth Group Incorporated | .62286 | 37-6028756 | 3057283 | | | Golden Rule Financial Corporation | DE | NIA | UnitedHealth Group Incorporated | Ownership | 100.000 | UnitedHealth Group Incorporated | | |
| | | .0000 | 33-0529450 | | | | Golden Rule Insurance Company | IN | IA | Golden Rule Financial Corporation | Ownership | 100.000 | UnitedHealth Group Incorporated | | |
| | | .0000 | 52-1597483 | | | | Golden Triangle Surgicenter, L.P. | CA | NIA | Surgery Centers-West Holdings, LLC | Ownership | 73.000 | UnitedHealth Group Incorporated | | |
| | | .0000 | 93-1237063 | | | | Grandview Surgery Center, LTD. | PA | NIA | Camp Hill Ambulatory Centers | Ownership | 41.993 | UnitedHealth Group Incorporated | | |
| | | .0000 | | | | | Grants Pass Surgery Center, LLC | OR | NIA | SCA-Grants Pass, LLC | Ownership | 51.000 | UnitedHealth Group Incorporated | | |
| | | .0000 | | | | | Grapevine Finance LLC | DE | NIA | HealthMarkets, LLC | Ownership | 100.000 | UnitedHealth Group Incorporated | | |
| | | .0000 | 27-2337725 | | | | Greater Phoenix Collaborative Care, P.C. | AZ | NIA | Collaborative Care Holdings, LLC | Ownership | 49.000 | UnitedHealth Group Incorporated | | 2 |
| | | .0000 | 36-4053840 | | | | Greensboro Specialty Surgery Center, LLC | NC | NIA | NSC Greensboro West, LLC | Ownership | 50.100 | UnitedHealth Group Incorporated | | 3 |
| | | .0000 | 74-2411643 | | | | Greenville Surgery Center, LLC | TX | NIA | Surgical Care Affiliates, LLC | Influence | 0.000 | UnitedHealth Group Incorporated | | |
| | | .0000 | 33-0749339 | | | | Grossmont Surgery Center, L.P. | CA | NIA | Medical Surgical Centers of America, Inc. | Ownership | 33.645 | UnitedHealth Group Incorporated | | 3 |
| | | .0000 | 33-0749339 | | | | Grossmont Surgery Center, L.P. | CA | NIA | SunSurgery, LLC | Ownership | 1.000 | UnitedHealth Group Incorporated | | 3 |
| | | .0000 | 01-0619096 | | | | Grove Place Surgery Center, L.L.C. | FL | NIA | SCA-Grove Place, LLC | Ownership | 70.715 | UnitedHealth Group Incorporated | | |
| | | .0000 | 26-1227494 | | | | H.I. Investments Holding Company, LLC | DE | NIA | Health Inventures, LLC | Ownership | 100.000 | UnitedHealth Group Incorporated | | |
| | | .0000 | 98-0213198 | | | | H&W Indemnity (SPC), Ltd. | CYM | NIA | UnitedHealth Group Incorporated | Ownership | 100.000 | UnitedHealth Group Incorporated | | |
| .0707 | UnitedHealth Group Incorporated | .79480 | 35-1279304 | | | | Harken Health Insurance Company | WI | IA | UnitedHealthcare, Inc. | Ownership | 100.000 | UnitedHealth Group Incorporated | | |
| | | .0000 | 58-2065044 | | | | Hawthorn Place Outpatient Surgery Center, L.P. | GA | NIA | SHC Hawthorn, Inc. | Ownership | 38.000 | UnitedHealth Group Incorporated | | 3 |
| | | .0000 | 85-2037257 | | | | Hays Jv Partners, LLC | TX | NIA | SCA Hays Holdings, LLC | Ownership | 31.373 | UnitedHealth Group Incorporated | | 3 |
| | | .0000 | 27-4579547 | | | | Hays Surgery Center, LLC | TX | NIA | Hays Jv Partners, LLC | Ownership | 51.000 | UnitedHealth Group Incorporated | | |
| | | .0000 | 27-4579547 | | | | Hays Surgery Center, LLC | TX | NIA | SCA Hays Holdings, LLC | Ownership | 9.000 | UnitedHealth Group Incorporated | | |
| | | .0000 | | | | | HCentive Technology India Private Limited | IND | NIA | hCentive, Inc. | Ownership | 99.990 | UnitedHealth Group Incorporated | | |
| | | .0000 | | | | | HCentive Technology India Private Limited | IND | NIA | UnitedHealth International, Inc. | Ownership | 0.010 | UnitedHealth Group Incorporated | | |
| | | .0000 | 27-0549481 | | | | HCentive, Inc. | DE | NIA | Optum Government Solutions, Inc. | Ownership | 100.000 | UnitedHealth Group Incorporated | | |
| | | .0000 | 45-3007213 | | | | HCP ACO California, LLC | CA | NIA | OptumCare ACO Holdings, LLC | Ownership | 100.000 | UnitedHealth Group Incorporated | | |
| | | .0000 | 33-0673883 | | | | Health Care-ONE Insurance Agency, Inc. | CA | NIA | USHEALTH Career Agency, Inc. | Ownership | 50.000 | UnitedHealth Group Incorporated | | |
| | | .0000 | 20-5944768 | | | | Health Inventures Employment Solutions, LLC | DE | NIA | Health Inventures, LLC | Ownership | 100.000 | UnitedHealth Group Incorporated | | |
| | | .0000 | 04-3723090 | | | | Health Inventures, LLC | DE | NIA | SC Affiliates, LLC | Ownership | 100.000 | UnitedHealth Group Incorporated | | |
| .0707 | UnitedHealth Group Incorporated | .96342 | 88-0201035 | | | | Health Plan of Nevada, Inc. | NV | IA | Sierra Health Services, Inc. | Ownership | 100.000 | UnitedHealth Group Incorporated | | |
| | | .0000 | 95-4763349 | | | | HealthAllies, Inc. | DE | NIA | OptumHealth Holdings, LLC | Ownership | 100.000 | UnitedHealth Group Incorporated | | |
| | | .0000 | | | | | HealthCare Partners Affiliates Medical Group | CA | NIA | HealthCare Partners Associates Medical Group, P.C. | Ownership | 95.000 | UnitedHealth Group Incorporated | | 2 |
| | | .0000 | 26-4247365 | | | | HealthCare Partners ASC-HB, LLC | CA | NIA | Talbert Medical Group, P.C. | Ownership | 100.000 | UnitedHealth Group Incorporated | | 2 |
| | | .0000 | 95-4628842 | | | | HealthCare Partners ASC-LB, LLC | CA | NIA | OptumCare Management, LLC | Ownership | 99.000 | UnitedHealth Group Incorporated | | |
| | | .0000 | | | | | HealthCare Partners ASC-LB, LLC | CA | NIA | HealthCare Partners Associates Medical Group, P.C. | Ownership | 1.000 | UnitedHealth Group Incorporated | | |

STATEMENT AS OF SEPTEMBER 30, 2020 OF THE UnitedHealthcare of Ohio, Inc.

SCHEDULE Y
PART 1A - DETAIL OF INSURANCE HOLDING COMPANY SYSTEM

| 1 | 2 | 3 | 4 | 5 | 6 | 7 | 8 | 9 | 10 | 11 | 12 | 13 | 14 | 15 | 16 |
|------------|------------|-------------------|------------|--------------|-----|--|---|----------------------|----------------------------------|---|--|--|--|----------------------------------|----|
| Group Code | Group Name | NAIC Company Code | ID Number | Federal RSSD | CIK | Name of Securities Exchange if Publicly Traded (U.S. or International) | Names of Parent, Subsidiaries Or Affiliates | Domiciliary Location | Relationship to Reporting Entity | Directly Controlled by (Name of Entity/Person) | Type of Control (Ownership, Board, Management, Attorney-in-Fact, Influence, Other) | If Control is Ownership Provide Percentage | Ultimate Controlling Entity(ies)/Person(s) | Is an SCA Filing Required? (Y/N) | * |
| | | .0000 | 45-5273760 | | | | HealthCare Partners Associates Medical Group, P.C. | CA | NIA | Physician(s) Owned | Influence | 0.000 | UnitedHealth Group Incorporated | | 2 |
| | | .0000 | 47-5274363 | | | | HealthCare Partners Management Services California, LLC | DE | NIA | OptumCare Management, LLC | Ownership | 100.000 | UnitedHealth Group Incorporated | | |
| | | .0000 | 88-0213519 | | | | HealthCare Partners Medical Group (Coats), Ltd. | NV | NIA | Physician(s) Owned | Influence | 0.000 | UnitedHealth Group Incorporated | | 2 |
| | | .0000 | 95-4340584 | | | | HealthCare Partners Medical Group, P.C. | CA | NIA | Physician(s) Owned | Influence | 0.000 | UnitedHealth Group Incorporated | | 2 |
| | | .0000 | 81-1080535 | | | | HealthCare Partners RE, LLC | DE | NIA | OptumCare Holdings, LLC | Ownership | 100.000 | UnitedHealth Group Incorporated | | |
| | | .0000 | 77-0693060 | | | | Healthcare Solutions, Inc. | DE | NIA | OptumRx Administrative Services, LLC | Ownership | 100.000 | UnitedHealth Group Incorporated | | |
| | | .0000 | 20-3349887 | | | | HealthEast Surgery Center-Maplewood, LLC | MN | NIA | H.I. Investments Holding Company, LLC | Ownership | 24.313 | UnitedHealth Group Incorporated | | 3 |
| | | .0000 | 27-0277771 | | | | HealthFirst IPA, Inc. | CO | NIA | New West Physicians, Inc. | Ownership | 100.000 | UnitedHealth Group Incorporated | | |
| | | .0000 | 47-2570595 | | | | HealthMarkets Group, Inc. | DE | NIA | HealthMarkets, LLC | Ownership | 100.000 | UnitedHealth Group Incorporated | | |
| | | .0000 | 27-0277771 | | | | HealthMarkets Insurance Agency, Inc. | DE | NIA | HealthMarkets Group, Inc. | Ownership | 100.000 | UnitedHealth Group Incorporated | | |
| | | .0000 | 46-1131431 | | | | HealthMarkets Services, Inc. | DE | NIA | HealthMarkets Group, Inc. | Ownership | 100.000 | UnitedHealth Group Incorporated | | |
| | | .0000 | 75-2044750 | 4346649 | | | HealthMarkets, Inc. | DE | NIA | Golden Rule Financial Corporation | Ownership | 100.000 | UnitedHealth Group Incorporated | | |
| | | .0000 | 71-0847266 | | | | HealthMarkets, LLC | DE | NIA | HealthMarkets, Inc. | Ownership | 100.000 | UnitedHealth Group Incorporated | | |
| | | .0000 | 47-1409110 | | | | HealthSCOPE Benefits, Inc. | DE | NIA | HealthSCOPE Holdings, Inc. | Ownership | 100.000 | UnitedHealth Group Incorporated | | |
| | | .0000 | 83-2722254 | | | | HealthSCOPE Holdings, Inc. | DE | NIA | UMR, Inc. | Ownership | 100.000 | UnitedHealth Group Incorporated | | |
| | | .0000 | 98-1443161 | | | | Heartland Heart and Vascular, LLC | DE | NIA | SCA Heartland Holdings, LLC | Ownership | 80.000 | UnitedHealth Group Incorporated | | |
| | | .0000 | 98-1443161 | | | | Help S.A. | CHL | NIA | Saden S.A. | Ownership | 0.000 | UnitedHealth Group Incorporated | | |
| | | .0000 | 98-1443161 | | | | Help S.A. | CHL | NIA | Banmedica S.A. | Ownership | 100.000 | UnitedHealth Group Incorporated | | |
| | | .0000 | | | | | Help Service S.A. | CHL | NIA | Banmedica S.A. | Ownership | 100.000 | UnitedHealth Group Incorporated | | |
| | | .0000 | | | | | Help Service S.A. | CHL | NIA | Saden S.A. | Ownership | 0.000 | UnitedHealth Group Incorporated | | |
| | | .0000 | | | | | Hemonefro – Hemodiálise e Nefrologia Ltda | BRA | NIA | Esho – Empresa de Serviços Hospitalares S.A. | Ownership | 32.420 | UnitedHealth Group Incorporated | | 3 |
| | | .0000 | 46-5291602 | | | | HFHS-SCA Holdings, LLC | MI | NIA | SC Affiliates, LLC | Ownership | 49.000 | UnitedHealth Group Incorporated | | 3 |
| | | .0000 | 84-1472832 | | | | Highlands Ranch Healthcare, LLC | CO | NIA | Urgent Care MSO, LLC | Ownership | 100.000 | UnitedHealth Group Incorporated | | |
| | | .0000 | 98-1452260 | | | | Home Medical S.A. | CHL | NIA | Saden S.A. | Ownership | 0.002 | UnitedHealth Group Incorporated | | |
| | | .0000 | 98-1452260 | | | | Home Medical S.A. | CHL | NIA | Help S.A. | Ownership | 99.998 | UnitedHealth Group Incorporated | | |
| | | .0000 | 81-0884465 | | | | Homecare Dimensions of Florida, Inc. | TX | NIA | WellMed Networks, Inc. | Ownership | 100.000 | UnitedHealth Group Incorporated | | 2 |
| | | .0000 | 74-2758644 | | | | Homecare Dimensions, Inc. | TX | NIA | WellMed Networks, Inc. | Ownership | 100.000 | UnitedHealth Group Incorporated | | 2 |
| | | .0000 | 20-8910978 | | | | Hospice Inspiris Holdings, Inc. | TN | NIA | Inspiris, Inc. | Ownership | 100.000 | UnitedHealth Group Incorporated | | |
| | | .0000 | 98-1286038 | | | | Hospitais Associados de Pernambuco Ltda. | BRA | NIA | Hospital Alvorada de Taguatinga Ltda. | Ownership | 0.000 | UnitedHealth Group Incorporated | | |
| | | .0000 | 98-1286038 | | | | Hospitais Associados de Pernambuco Ltda. | BRA | NIA | Esho – Empresa de Serviços Hospitalares S.A. | Ownership | 100.000 | UnitedHealth Group Incorporated | | |
| | | .0000 | | | | | Hospital Alvorada de Taguatinga Ltda. | BRA | NIA | Amil Assistência Médica Internacional S.A. | Ownership | 84.277 | UnitedHealth Group Incorporated | | |
| | | .0000 | | | | | Hospital Alvorada de Taguatinga Ltda. | BRA | NIA | Bosque Medical Center Ltda. | Ownership | 8.384 | UnitedHealth Group Incorporated | | |
| | | .0000 | | | | | Hospital Alvorada de Taguatinga Ltda. | BRA | NIA | Esho – Empresa de Serviços Hospitalares S.A. | Ownership | 7.339 | UnitedHealth Group Incorporated | | |
| | | .0000 | 98-1389272 | | | | Hospital Ana Costa S.A. | BRA | NIA | Plano de Saúde Ana Costa Ltda. | Ownership | 99.792 | UnitedHealth Group Incorporated | | 1 |
| | | .0000 | 98-1389272 | | | | Hospital Ana Costa S.A. | BRA | NIA | Hospital Alvorada de Taguatinga Ltda. | Ownership | 0.161 | UnitedHealth Group Incorporated | | 1 |
| | | .0000 | 98-1310065 | | | | Hospital de Clínicas de Jacarepaguá Ltda. | BRA | NIA | Esho – Empresa de Serviços Hospitalares S.A. | Ownership | 100.000 | UnitedHealth Group Incorporated | | |
| | | .0000 | 98-1310065 | | | | Hospital de Clínicas de Jacarepaguá Ltda. | BRA | NIA | Cemed Care – Empresa de Atendimento Clínico Geral Ltda. | Ownership | 0.000 | UnitedHealth Group Incorporated | | |
| | | .0000 | 98-1332673 | | | | Hospital Santa Helena S.A. | BRA | NIA | EIual Participações S.A. | Ownership | 65.210 | UnitedHealth Group Incorporated | | 1 |
| | | .0000 | 98-1332673 | | | | Hospital Santa Helena S.A. | BRA | NIA | Esho – Empresa de Serviços Hospitalares S.A. | Ownership | 33.600 | UnitedHealth Group Incorporated | | 1 |
| | | .0000 | 26-2912304 | | | | Humedica, Inc. | DE | NIA | United HealthCare Services, Inc. | Ownership | 100.000 | UnitedHealth Group Incorporated | | |
| | | .0000 | 36-4331825 | | | | Hygeia Corporation | DE | NIA | UnitedHealth International, Inc. | Ownership | 100.000 | UnitedHealth Group Incorporated | | |
| | | .0000 | 98-1106075 | | | | Hygeia Corporation (Ontario) | CAN | NIA | FrontierMEDEX US, Inc. | Ownership | 100.000 | UnitedHealth Group Incorporated | | |
| | | .0000 | 84-4865867 | | | | IHD Holdings, LLC | DE | NIA | naviHealth, Inc. | Ownership | 100.000 | UnitedHealth Group Incorporated | | |
| | | .0000 | 82-1341098 | | | | Illinois Independent Care Network, LLC | DE | NIA | Surgical Care Affiliates, LLC | Ownership | 100.000 | UnitedHealth Group Incorporated | | |

STATEMENT AS OF SEPTEMBER 30, 2020 OF THE UnitedHealthcare of Ohio, Inc.

SCHEDULE Y
PART 1A - DETAIL OF INSURANCE HOLDING COMPANY SYSTEM

| 1 | 2 | 3 | 4 | 5 | 6 | 7 | 8 | 9 | 10 | 11 | 12 | 13 | 14 | 15 | 16 |
|------------|------------|-------------------|------------|--------------|-----|--|---|----------------------|----------------------------------|--|--|--|--|----------------------------------|----|
| Group Code | Group Name | NAIC Company Code | ID Number | Federal RSSD | CIK | Name of Securities Exchange if Publicly Traded (U.S. or International) | Names of Parent, Subsidiaries Or Affiliates | Domiciliary Location | Relationship to Reporting Entity | Directly Controlled by (Name of Entity/Person) | Type of Control (Ownership, Board, Management, Attorney-in-Fact, Influence, Other) | If Control is Ownership Provide Percentage | Ultimate Controlling Entity(ies)/Person(s) | Is an SCA Filing Required? (Y/N) | * |
| | | .00000 | 98-1122694 | | | | Imed Star – Serviços de Desempenho Organizacional Ltda. | .BRA | NIA | UHG Brasil Participações S.A. | Ownership | 0.000 | UnitedHealth Group Incorporated | | |
| | | .00000 | 98-1122694 | | | | Imed Star – Serviços de Desempenho Organizacional Ltda. | .BRA | NIA | Optum Health & Technology Serviços do Brasil Ltda. | Ownership | 100.000 | UnitedHealth Group Incorporated | | |
| | | .00000 | 20-4351923 | | | | Impel Consulting Experts, L.L.C. | .TX | NIA | Impel Management Services, L.L.C. | Ownership | 100.000 | UnitedHealth Group Incorporated | | |
| | | .00000 | 75-2574317 | | | | Impel Management Services, L.L.C. | .TX | NIA | USMD Holdings, Inc. | Ownership | 100.000 | UnitedHealth Group Incorporated | | |
| | | .00000 | 27-3296953 | | | | IN Style OPTICAL, LLC | .MA | NIA | Reliant Medical Group, Inc. | Ownership | 100.000 | UnitedHealth Group Incorporated | | 2 |
| | | .00000 | 45-4132005 | | | | Indiana Care Organization, LLC | .IN | NIA | AHN Target Holdings, LLC | Ownership | 100.000 | UnitedHealth Group Incorporated | | |
| | | .00000 | 62-1641102 | | | | Ingram & Associates, LLC | .TN | NIA | Optum360, LLC | Ownership | 100.000 | UnitedHealth Group Incorporated | | |
| | | .00000 | 33-0618077 | | | | Inland Faculty Medical Group, Inc. | .CA | NIA | NAIM Medical Group Holdings, Inc. | Ownership | 100.000 | UnitedHealth Group Incorporated | | 2 |
| | | .00000 | 33-0018673 | | | | Inland Surgery Center, L.P. | .CA | NIA | Redlands Ambulatory Surgery Center | Ownership | 51.000 | UnitedHealth Group Incorporated | | |
| | | .00000 | 33-0018673 | | | | Inland Surgery Center, L.P. | .CA | NIA | SC Affiliates, LLC | Ownership | 5.275 | UnitedHealth Group Incorporated | | |
| | | .00000 | | | | | Imobiliária Apoquindo 3001 S.A. | .CHL | NIA | Vida Tres Internacional S.A. | Ownership | 0.001 | UnitedHealth Group Incorporated | | |
| | | .00000 | | | | | Imobiliária Apoquindo 3001 S.A. | .CHL | NIA | Imobiliária Apoquindo S.A. | Ownership | 99.999 | UnitedHealth Group Incorporated | | |
| | | .00000 | 98-1458683 | | | | Imobiliária Apoquindo 3600 Ltda. | .CHL | NIA | Imobiliária Apoquindo 3001 S.A. | Ownership | 0.300 | UnitedHealth Group Incorporated | | |
| | | .00000 | 98-1458683 | | | | Imobiliária Apoquindo 3600 Ltda. | .CHL | NIA | Banmedica S.A. | Ownership | 99.700 | UnitedHealth Group Incorporated | | |
| | | .00000 | 98-1443174 | | | | Imobiliária Apoquindo S.A. | .CHL | NIA | Saden S.A. | Ownership | 0.000 | UnitedHealth Group Incorporated | | |
| | | .00000 | 98-1443174 | | | | Imobiliária Apoquindo S.A. | .CHL | NIA | Banmedica S.A. | Ownership | 100.000 | UnitedHealth Group Incorporated | | |
| | | .00000 | 98-1458682 | | | | Imobiliária Clínica Santa María S.A. | .CHL | NIA | Banmedica S.A. | Ownership | 99.433 | UnitedHealth Group Incorporated | | 1 |
| | | .00000 | 98-1454653 | | | | Imobiliária e Inversiones Alameda S.A. | .CHL | NIA | Saden S.A. | Ownership | 0.020 | UnitedHealth Group Incorporated | | |
| | | .00000 | 98-1454653 | | | | Imobiliária e Inversiones Alameda S.A. | .CHL | NIA | Banmedica S.A. | Ownership | 99.980 | UnitedHealth Group Incorporated | | |
| | | .00000 | 98-1460922 | | | | Imobiliária Viñamed Ltda. | .CHL | NIA | Administradora Médica Centromed S.A. | Ownership | 99.900 | UnitedHealth Group Incorporated | | 1 |
| | | .00000 | 47-5640889 | | | | INOVB Surgical at Memorial City, LLC | .TX | NIA | Memorial City Partners, LLC | Ownership | 100.000 | UnitedHealth Group Incorporated | | |
| | | .00000 | 88-0482274 | | | | inPharmative, Inc. | .NV | NIA | OptumRx Health Solutions, LLC | Ownership | 100.000 | UnitedHealth Group Incorporated | | |
| | | .00000 | 45-2563134 | | | | Inspiris Medical Services of New Jersey, P.C. | .NJ | NIA | Physician(s) Owned | Influence | 0.000 | UnitedHealth Group Incorporated | | 2 |
| | | .00000 | 27-1561674 | | | | INSPIRIS of Michigan Medical Services, P.C. | .MI | NIA | Physician(s) Owned | Influence | 0.000 | UnitedHealth Group Incorporated | | 2 |
| | | .00000 | 13-4138665 | | | | INSPIRIS of New York Management, Inc. | .NY | NIA | Inspiris, Inc. | Ownership | 100.000 | UnitedHealth Group Incorporated | | |
| | | .00000 | 13-4168739 | | | | INSPIRIS of New York Medical Services, P.C. | .NY | NIA | Physician(s) Owned | Influence | 0.000 | UnitedHealth Group Incorporated | | 2 |
| | | .00000 | 26-2895670 | | | | INSPIRIS of Pennsylvania Medical Services, P.C. | .PA | NIA | Physician(s) Owned | Influence | 0.000 | UnitedHealth Group Incorporated | | 2 |
| | | .00000 | 26-2885572 | | | | INSPIRIS of Texas Physician Group | .TX | NIA | Optum Care Services Company | Ownership | 100.000 | UnitedHealth Group Incorporated | | |
| | | .00000 | 33-0766366 | | | | Inspiris, Inc. | .DE | NIA | Collaborative Care Holdings, LLC | Ownership | 100.000 | UnitedHealth Group Incorporated | | |
| | | .00000 | | | | | Instituto do Radium de Campinas Ltda | .BRA | NIA | Esho – Empresa de Serviços Hospitalares S.A. | Ownership | 0.000 | UnitedHealth Group Incorporated | | |
| | | .00000 | | | | | Instituto do Radium de Campinas Ltda | .BRA | NIA | COI – Clínicas Oncológicas Integradas S.A. | Ownership | 100.000 | UnitedHealth Group Incorporated | | |
| | | .00000 | 46-2215497 | | | | InTouch Pharmacy LLC | .GA | NIA | Diplomat Pharmacy, Inc. | Ownership | 100.000 | UnitedHealth Group Incorporated | | |
| | | .00000 | 98-1452273 | | | | Inversiones Clínicas Santa María S.A. | .CHL | NIA | Clínica Dávila y Servicios Médicos S.A. | Ownership | 0.000 | UnitedHealth Group Incorporated | | |
| | | .00000 | 98-1452273 | | | | Inversiones Clínicas Santa María S.A. | .CHL | NIA | Banmedica S.A. | Ownership | 100.000 | UnitedHealth Group Incorporated | | |
| | | .00000 | 98-1448096 | | | | Isapre Banmedica S.A. | .CHL | IA | Clínica Dávila y Servicios Médicos S.A. | Ownership | 0.000 | UnitedHealth Group Incorporated | | |
| | | .00000 | 98-1448096 | | | | Isapre Banmedica S.A. | .CHL | IA | Banmedica S.A. | Ownership | 100.000 | UnitedHealth Group Incorporated | | |
| | | .00000 | | | | | Isapre Vida Tres S.A. | .CHL | IA | Clínica Dávila y Servicios Médicos S.A. | Ownership | 0.000 | UnitedHealth Group Incorporated | | |
| | | .00000 | | | | | Isapre Vida Tres S.A. | .CHL | IA | Banmedica S.A. | Ownership | 100.000 | UnitedHealth Group Incorporated | | |
| | | .00000 | 74-2544709 | | | | Joliet Surgery Center Limited Partnership | .IL | NIA | Surgicare of Joliet, Inc. | Ownership | 55.031 | UnitedHealth Group Incorporated | | |
| | | .00000 | 46-4755857 | | | | Joyable, Inc. | .DE | NIA | AbleTo, Inc. | Ownership | 100.000 | UnitedHealth Group Incorporated | | |
| | | .00000 | 83-2306992 | | | | JPM Healthcare, LLC | .DE | NIA | SCA-JPM Holdings, LLC | Ownership | 51.000 | UnitedHealth Group Incorporated | | |
| | | .00000 | 98-1456202 | | | | Laboratorio ROE S.A. | .PER | NIA | Pacífico S.A. Entidad Prestadora de Salud EPS | Ownership | 100.000 | UnitedHealth Group Incorporated | | |
| | | .00000 | | | | | Laboratorios Médicos Amed Quilpué S.A. | .CHL | NIA | Servicios Médicos Amed Quilpué S.A. | Ownership | 0.100 | UnitedHealth Group Incorporated | | |
| | | .00000 | | | | | Laboratorios Médicos Amed Quilpué S.A. | .CHL | NIA | Centromed Quilpué S.A. | Ownership | 99.900 | UnitedHealth Group Incorporated | | |
| | | .00000 | 81-3732334 | | | | LDI Holding Company, LLC | .DE | NIA | LDI Nautic VII Blocker, LLC | Ownership | 17.600 | UnitedHealth Group Incorporated | | |
| | | .00000 | 81-3732334 | | | | LDI Holding Company, LLC | .DE | NIA | LDI Nautic VIII-A Blocker, LLC | Ownership | 9.400 | UnitedHealth Group Incorporated | | |
| | | .00000 | 81-3732334 | | | | LDI Holding Company, LLC | .DE | NIA | Oak HC/FT LDI Blocker, LLC | Ownership | 17.900 | UnitedHealth Group Incorporated | | |

STATEMENT AS OF SEPTEMBER 30, 2020 OF THE UnitedHealthcare of Ohio, Inc.

SCHEDULE Y
PART 1A - DETAIL OF INSURANCE HOLDING COMPANY SYSTEM

| 1 | 2 | 3 | 4 | 5 | 6 | 7 | 8 | 9 | 10 | 11 | 12 | 13 | 14 | 15 | 16 |
|------------|---------------------------------|-------------------|------------|--------------|-----|--|--|-----------------------|-----------------------------------|--|--|--|--|-----------------------------------|----|
| Group Code | Group Name | NAIC Company Code | ID Number | Federal RSSD | CIK | Name of Securities Exchange if Publicly Traded (U.S. or International) | Names of Parent, Subsidiaries Or Affiliates | Domi-ciliary Location | Relation-ship to Reporting Entity | Directly Controlled by (Name of Entity/Person) | Type of Control (Ownership, Board, Management, Attorney-in-Fact, Influence, Other) | If Control is Ownership Provide Percentage | Ultimate Controlling Entity(ies)/Person(s) | Is an SCA Filing Re-quired? (Y/N) | * |
| | | .00000 | 81-3732334 | | | | LDI Holding Company, LLC | DE | NIA | Diplomat Pharmacy, Inc. | Ownership | 55.100 | UnitedHealth Group Incorporated | | |
| | | .00000 | 38-4062192 | | | | LDI Management Services, LLC | DE | NIA | LDI Holding Company, LLC | Ownership | 100.000 | UnitedHealth Group Incorporated | | |
| | | .00000 | 81-4123171 | | | | LDI Nautic VII Blocker, LLC | DE | NIA | Diplomat Pharmacy, Inc. | Ownership | 100.000 | UnitedHealth Group Incorporated | | |
| | | .00000 | 81-4246034 | | | | LDI Nautic VIII-A Blocker, LLC | DE | NIA | Diplomat Pharmacy, Inc. | Ownership | 100.000 | UnitedHealth Group Incorporated | | |
| | | .00000 | 81-3741657 | | | | Leehar Distributors, LLC | DE | NIA | LDI Holding Company, LLC | Ownership | 100.000 | UnitedHealth Group Incorporated | | |
| | | .00000 | 84-5003916 | | | | Level 2 Medical Services, P.A. | DE | NIA | Physician(s) Owned | Influence | 0.000 | UnitedHealth Group Incorporated | | 2 |
| | | .00000 | 61-1028180 | | | | Lexington Surgery Center, Ltd. | KY | NIA | Surgery Center of Lexington, LLC | Ownership | 73.000 | UnitedHealth Group Incorporated | | 3 |
| | | .00000 | 36-3468942 | | | | LGH-A/Golf ASTC, L.L.C. | IL | NIA | Advocate-SCA Partners, LLC | Ownership | 49.000 | UnitedHealth Group Incorporated | | 3 |
| | | .00000 | 81-4465348 | | | | Liberty Anesthesia Services, LLC | IL | NIA | SCA-Winchester, LLC | Ownership | 25.000 | UnitedHealth Group Incorporated | | 3 |
| | | .00000 | 32-0409538 | | | | Lifeprint Accountable Care Organization, LLC | | | | | | | | |
| | | .00000 | 45-3143218 | | | | Lifeprint East, Inc. | DE | NIA | Collaborative Care Holdings, LLC | Ownership | 100.000 | UnitedHealth Group Incorporated | | |
| | | .00000 | 27-2309024 | | | | LifePrint Health, Inc. | DE | NIA | Collaborative Care Holdings, LLC | Ownership | 100.000 | UnitedHealth Group Incorporated | | |
| | | .00000 | 75-2225187 | | | | LifeStyles Marketing Group, Inc. | DE | NIA | USHEALTH Career Agency, Inc. | Ownership | 100.000 | UnitedHealth Group Incorporated | | |
| | | .00000 | 58-2305878 | | | | Lifelife Ltd. Co. | GA | NIA | HealthScope Benefits, Inc. | Ownership | 100.000 | UnitedHealth Group Incorporated | | |
| | | .00000 | 39-1974851 | | | | Logistics Health, Inc. | WI | NIA | OptumHealth Holdings, LLC | Ownership | 100.000 | UnitedHealth Group Incorporated | | |
| | | .00000 | 98-1337963 | | | | Lotten-Eyes Oftalmologia Clinica e Cirurgica Ltda. | BRA | NIA | Hospital Alvorada de Taguatinga Ltda. | Ownership | 100.000 | UnitedHealth Group Incorporated | | |
| | | .00000 | 98-1337963 | | | | Lotten-Eyes Oftalmologia Clinica e Cirurgica Ltda. | BRA | NIA | Esho - Empresa de Serviços Hospitalares S.A. | Ownership | 0.000 | UnitedHealth Group Incorporated | | |
| | | .00000 | 62-1179566 | | | | Louisville S.C., Ltd. | KY | NIA | Surgery Center of Louisville, LLC | Ownership | 59.400 | UnitedHealth Group Incorporated | | |
| | | .00000 | 62-1179538 | | | | Louisville-SC Properties, Inc. | KY | NIA | SC Affiliates, LLC | Ownership | 100.000 | UnitedHealth Group Incorporated | | |
| | | .00000 | 36-4119519 | | | | Loyola Ambulatory Surgery Center at Oakbrook, Inc. | IL | NIA | ASC Network, LLC | Ownership | 100.000 | UnitedHealth Group Incorporated | | |
| | | .00000 | 36-4119522 | | | | Loyola Ambulatory Surgery Center at Oakbrook, L.P. | IL | NIA | Loyola Ambulatory Surgery Center at Oakbrook, Inc. | Ownership | 45.000 | UnitedHealth Group Incorporated | | 3 |
| | | .00000 | 98-1137620 | | | | Lusiadas - Parcerias Cascais, S.A. | PRT | NIA | Lusiadas, SGPS, S.A. | Ownership | 100.000 | UnitedHealth Group Incorporated | | |
| | | .00000 | 98-1139095 | | | | Lusiadas A.C.E. | PRT | NIA | CLISA - Clínica de Santo António, S.A. | Ownership | 10.000 | UnitedHealth Group Incorporated | | |
| | | .00000 | 98-1139095 | | | | Lusiadas A.C.E. | PRT | NIA | Lusiadas - Parcerias Cascais, S.A. | Ownership | 10.000 | UnitedHealth Group Incorporated | | |
| | | .00000 | 98-1139095 | | | | Lusiadas A.C.E. | PRT | NIA | Lusiadas, S.A. | Ownership | 20.000 | UnitedHealth Group Incorporated | | |
| | | .00000 | 98-1139095 | | | | Lusiadas A.C.E. | PRT | NIA | Lusiadas, SGPS, S.A. | Ownership | 55.000 | UnitedHealth Group Incorporated | | |
| | | .00000 | 98-1139095 | | | | Lusiadas A.C.E. | PRT | NIA | Clínica Médico Cirúrgica de Santa Tecla, S.A. | Ownership | 5.000 | UnitedHealth Group Incorporated | | |
| | | .00000 | 98-1139089 | | | | Lusiadas, S.A. | PRT | NIA | Lusiadas, SGPS, S.A. | Ownership | 100.000 | UnitedHealth Group Incorporated | | |
| | | .00000 | 98-1138570 | | | | Lusiadas, SGPS, S.A. | PRT | NIA | AMIL International S.á.r.l. | Ownership | 100.000 | UnitedHealth Group Incorporated | | |
| 0707 | UnitedHealth Group Incorporated | .60321 | 52-1803283 | | | | MAMSI Life and Health Insurance Company | MD | IA | United HealthCare Services, Inc. | Ownership | 100.000 | UnitedHealth Group Incorporated | | |
| | | .00000 | 14-1782475 | | | | Managed Physical Network, Inc. | NY | NIA | OptumHealth Care Solutions, LLC | Ownership | 100.000 | UnitedHealth Group Incorporated | | |
| | | .00000 | 95-4874334 | | | | March Vision Care Group, Incorporated | CA | NIA | California Spring Holdings, PC | Ownership | 100.000 | UnitedHealth Group Incorporated | | 2 |
| | | .00000 | 27-3115058 | | | | March Vision Care IPA, Inc. | NY | NIA | March Vision Care Group, Incorporated | Ownership | 100.000 | UnitedHealth Group Incorporated | | 2 |
| | | .00000 | 45-4227915 | | | | March Vision Care of Texas, Inc. | TX | NIA | March Vision Care Group, Incorporated | Ownership | 100.000 | UnitedHealth Group Incorporated | | 2 |
| | | .00000 | 20-3042852 | | | | March Vision Care, Inc. | CA | NIA | March Holdings, Inc. | Ownership | 100.000 | UnitedHealth Group Incorporated | | 3 |
| | | .00000 | 94-3377073 | | | | Marin Health Ventures, LLC | CA | NIA | Marin Specialty Surgery Center, LLC | Ownership | 100.000 | UnitedHealth Group Incorporated | | |
| | | .00000 | 26-2637247 | | | | Marin Specialty Surgery Center, LLC | CA | NIA | MGH/SCA, LLC | Ownership | 51.000 | UnitedHealth Group Incorporated | | |
| | | .00000 | 26-2601943 | | | | Marin Surgery Holdings, Inc. | DE | NIA | SC Affiliates, LLC | Ownership | 100.000 | UnitedHealth Group Incorporated | | |
| | | .00000 | 52-1456812 | | | | Maryland Ambulatory Centers, LLC | MD | NIA | Surgery Center of Ellicott City, Inc. | Ownership | 50.000 | UnitedHealth Group Incorporated | | 3 |
| | | .00000 | 52-1456812 | | | | Maryland Ambulatory Centers, LLC | MD | NIA | Maryland-SCA Centers, LLC | Ownership | 44.118 | UnitedHealth Group Incorporated | | 3 |
| | | .00000 | 52-1401791 | | | | Maryland-SCA Centers, LLC | DE | NIA | SC Affiliates, LLC | Ownership | 100.000 | UnitedHealth Group Incorporated | | |
| | | .00000 | | | | | Massachusetts Assurance Company, Ltd. PIC | CYM | NIA | H&W Indemnity (SPC), Ltd. | Ownership | 99.992 | UnitedHealth Group Incorporated | | |
| | | .00000 | | | | | Massachusetts Assurance Company, Ltd. PIC | CYM | NIA | Collaborative Care Holdings, LLC | Ownership | 0.008 | UnitedHealth Group Incorporated | | |
| | | .00000 | 20-0815305 | | | | Massachusetts Avenue Surgery Center, LLC | MD | NIA | SCA-Bethesda, LLC | Ownership | 50.819 | UnitedHealth Group Incorporated | | |
| | | .00000 | 43-1967820 | | | | MAT-RX DEVELOPMENT, L.L.C. | TX | NIA | WellMed Networks, Inc. | Ownership | 100.000 | UnitedHealth Group Incorporated | | 2 |
| | | .00000 | 35-2262695 | | | | Mat-Rx Fort Worth GP, L.L.C. | TX | NIA | MAT-RX DEVELOPMENT, L.L.C. | Ownership | 100.000 | UnitedHealth Group Incorporated | | 2 |
| | | .00000 | 62-1600267 | | | | McKenzie Surgery Center, L.P. | TN | NIA | SCA-Eugene, Inc. | Ownership | 27.000 | UnitedHealth Group Incorporated | | 3 |

16.11

SCHEDULE Y
PART 1A - DETAIL OF INSURANCE HOLDING COMPANY SYSTEM

| 1 | 2 | 3 | 4 | 5 | 6 | 7 | 8 | 9 | 10 | 11 | 12 | 13 | 14 | 15 | 16 |
|------------|---------------------------------|-------------------|------------|--------------|--|--|---|-----------------------------|-----------------------------------|--|--|--|--|-----------------------------------|----|
| Group Code | Group Name | NAIC Company Code | ID Number | Federal RSSD | CIK | Name of Securities Exchange if Publicly Traded (U.S. or International) | Names of Parent, Subsidiaries Or Affiliates | Domi-ciliary Location | Relation-ship to Reporting Entity | Directly Controlled by (Name of Entity/Person) | Type of Control (Ownership, Board, Management, Attorney-in-Fact, Influence, Other) | If Control is Ownership Provide Percentage | Ultimate Controlling Entity(ies)/Person(s) | Is an SCA Filing Re-quired? (Y/N) | * |
| 0707 | UnitedHealth Group Incorporated | .00000 | 42-1741594 | | | | MD Ops, Inc. | CA | NIA | North American Medical Management California, Inc. | Ownership | 100.000 | UnitedHealth Group Incorporated | | |
| | | .96310 | 52-1169135 | | | | MD-Individual Practice Association, Inc. | MD | IA | United HealthCare Services, Inc. | Ownership | 100.000 | UnitedHealth Group Incorporated | | |
| | | .00000 | 83-1183650 | | | | ME AHS UC LLC | DE | NIA | Urgent Care MSO, LLC | Ownership | .70.000 | UnitedHealth Group Incorporated | | |
| | | .00000 | 81-0936574 | | | | ME Urgent Care Nebraska, Inc. | NE | NIA | Physician(s) Owned | Influence | 0.000 | UnitedHealth Group Incorporated | | 2 |
| | | .00000 | 98-1286220 | | | | Medalliance Net Ltda. | BRA | NIA | UHG Brasil Participações S.A. | Ownership | 0.000 | UnitedHealth Group Incorporated | | |
| | | .00000 | 98-1286220 | | | | Medalliance Net Ltda. | BRA | NIA | Optum Health & Technology Serviços do Brasil Ltda. | Ownership | 100.000 | UnitedHealth Group Incorporated | | |
| | | .00000 | 52-2178531 | | | | MEDEX Insurance Services, Inc. | MD | NIA | FrontierMEDEX, Inc. | Ownership | 100.000 | UnitedHealth Group Incorporated | | |
| | | .00000 | 20-3824377 | | | | MedExpress Development, LLC | FL | NIA | Urgent Care MSO, LLC | Ownership | 100.000 | UnitedHealth Group Incorporated | | |
| | | .00000 | 81-1265129 | | | | MedExpress Employed Services, Inc. | DE | NIA | Physician(s) Owned | Influence | 0.000 | UnitedHealth Group Incorporated | | 2 |
| | | .00000 | 81-4550969 | | | | MedExpress Primary Care Arizona, P.C. | AZ | NIA | Physician(s) Owned | Influence | 0.000 | UnitedHealth Group Incorporated | | 2 |
| | | .00000 | 84-4234388 | | | | MedExpress Primary Care Arkansas, P.A. | AR | NIA | Physician(s) Owned | Influence | 0.000 | UnitedHealth Group Incorporated | | 2 |
| | | .00000 | 81-4605885 | | | | MedExpress Primary Care Kansas, P.A. | KS | NIA | Physician(s) Owned | Influence | 0.000 | UnitedHealth Group Incorporated | | 2 |
| | | .00000 | 82-3384324 | | | | MedExpress Primary Care Maryland, P.C. | MD | NIA | Physician(s) Owned | Influence | 0.000 | UnitedHealth Group Incorporated | | 2 |
| | | .00000 | 82-1096099 | | | | MedExpress Primary Care Massachusetts, P.C. | MA | NIA | Physician(s) Owned | Influence | 0.000 | UnitedHealth Group Incorporated | | 2 |
| | | .00000 | 81-4396738 | | | | MedExpress Primary Care Minnesota P.C. | MN | NIA | Physician(s) Owned | Influence | 0.000 | UnitedHealth Group Incorporated | | 2 |
| | | .00000 | 83-1077265 | | | | MedExpress Primary Care Oklahoma, P.C. | OK | NIA | Physician(s) Owned | Influence | 0.000 | UnitedHealth Group Incorporated | | 2 |
| | | .00000 | 83-0764858 | | | | MedExpress Primary Care South Carolina, P.C. | SC | NIA | Physician(s) Owned | Influence | 0.000 | UnitedHealth Group Incorporated | | 2 |
| | | .00000 | 84-2500750 | | | | MedExpress Primary Care Texas, P.A. | TX | NIA | Physician(s) Owned | Influence | 0.000 | UnitedHealth Group Incorporated | | 2 |
| | | .00000 | 82-3395792 | | | | MedExpress Primary Care Virginia, P.C. | VA | NIA | Physician(s) Owned | Influence | 0.000 | UnitedHealth Group Incorporated | | 2 |
| | | .00000 | 82-4401181 | | | | MedExpress Primary Care West Virginia, Inc. | WV | NIA | Physician(s) Owned | Influence | 0.000 | UnitedHealth Group Incorporated | | 2 |
| | | .00000 | 81-4563448 | | | | MedExpress Primary Care Wisconsin, S.C. | WI | NIA | Physician(s) Owned | Influence | 0.000 | UnitedHealth Group Incorporated | | 2 |
| | | .00000 | 83-2089623 | | | | MedExpress Urgent Care - Northern New Jersey PC | NJ | NIA | Physician(s) Owned | Influence | 0.000 | UnitedHealth Group Incorporated | | 2 |
| | | .00000 | 45-5388778 | | | | MedExpress Urgent Care - New Jersey, P.C. | NJ | NIA | Physician(s) Owned | Influence | 0.000 | UnitedHealth Group Incorporated | | 2 |
| | | .00000 | 32-0533926 | | | | MedExpress Urgent Care Alabama, LLC | AL | NIA | Urgent Care Holdings, Inc. | Ownership | 100.000 | UnitedHealth Group Incorporated | | |
| | | .00000 | 81-4030280 | | | | MedExpress Urgent Care Arizona, P.C. | AZ | NIA | Physician(s) Owned | Influence | 0.000 | UnitedHealth Group Incorporated | | 2 |
| | | .00000 | 46-4348120 | | | | MedExpress Urgent Care Arkansas, P.A. | AR | NIA | Physician(s) Owned | Influence | 0.000 | UnitedHealth Group Incorporated | | 2 |
| | | .00000 | 82-0930142 | | | | MedExpress Urgent Care California, P.C. | CA | NIA | Physician(s) Owned | Influence | 0.000 | UnitedHealth Group Incorporated | | 2 |
| | | .00000 | 81-1956812 | | | | MedExpress Urgent Care Connecticut, P.C. | CT | NIA | Physician(s) Owned | Influence | 0.000 | UnitedHealth Group Incorporated | | 2 |
| | | .00000 | 82-1135336 | | | | MedExpress Urgent Care Idaho, P.C. | ID | NIA | Physician(s) Owned | Influence | 0.000 | UnitedHealth Group Incorporated | | 2 |
| | | .00000 | 47-4308614 | | | | MedExpress Urgent Care Illinois, P.C. | IL | NIA | Physician(s) Owned | Influence | 0.000 | UnitedHealth Group Incorporated | | 2 |
| | | .00000 | 81-5353472 | | | | MedExpress Urgent Care Iowa, P.C. | IA | NIA | Physician(s) Owned | Influence | 0.000 | UnitedHealth Group Incorporated | | 2 |
| | | .00000 | 47-1919283 | | | | MedExpress Urgent Care Kansas, P.A. | KS | NIA | Physician(s) Owned | Influence | 0.000 | UnitedHealth Group Incorporated | | 2 |
| | | .00000 | 82-1719888 | | | | MedExpress Urgent Care Maine, Inc. | ME | NIA | Urgent Care Holdings, Inc. | Ownership | 100.000 | UnitedHealth Group Incorporated | | |
| | | .00000 | 81-1125396 | | | | MedExpress Urgent Care Minnesota P.C. | MN | NIA | Physician(s) Owned | Influence | 0.000 | UnitedHealth Group Incorporated | | 2 |
| | | .00000 | 47-3132625 | | | | MedExpress Urgent Care Missouri P.C. | MO | NIA | Physician(s) Owned | Influence | 0.000 | UnitedHealth Group Incorporated | | 2 |
| .00000 | 82-0631738 | | | | MedExpress Urgent Care New Hampshire, Inc. | NH | NIA | Urgent Care Holdings, Inc. | Ownership | 100.000 | UnitedHealth Group Incorporated | | | | |
| .00000 | 81-5138747 | | | | MedExpress Urgent Care North Carolina, P.C. | NC | NIA | Physician(s) Owned | Influence | 0.000 | UnitedHealth Group Incorporated | | 2 | | |
| .00000 | 20-2545363 | | | | MedExpress Urgent Care of Boynton Beach, LLC | FL | NIA | MedExpress Development, LLC | Ownership | 100.000 | UnitedHealth Group Incorporated | | | | |
| .00000 | 82-1919436 | | | | MedExpress Urgent Care Oregon, P.C. | OR | NIA | Physician(s) Owned | Influence | 0.000 | UnitedHealth Group Incorporated | | 2 | | |
| .00000 | 81-5362765 | | | | MedExpress Urgent Care Rhode Island, P.C. | RI | NIA | Physician(s) Owned | Influence | 0.000 | UnitedHealth Group Incorporated | | 2 | | |
| .00000 | 81-5380706 | | | | MedExpress Urgent Care South Carolina, P.C. | SC | NIA | Physician(s) Owned | Influence | 0.000 | UnitedHealth Group Incorporated | | 2 | | |
| .00000 | 47-5147441 | | | | MedExpress Urgent Care Texas, P.A. | TX | NIA | Physician(s) Owned | Influence | 0.000 | UnitedHealth Group Incorporated | | 2 | | |
| .00000 | 82-2443118 | | | | MedExpress Urgent Care Washington, P.C. | WA | NIA | Physician(s) Owned | Influence | 0.000 | UnitedHealth Group Incorporated | | 2 | | |
| .00000 | 81-4281678 | | | | MedExpress Urgent Care Wisconsin, S.C. | WI | NIA | Physician(s) Owned | Influence | 0.000 | UnitedHealth Group Incorporated | | 2 | | |
| .00000 | 85-1474287 | | | | MedExpress Urgent Care, Inc. - Ohio | OH | NIA | Urgent Care Holdings, Inc. | Ownership | 100.000 | UnitedHealth Group Incorporated | | | | |
| .00000 | 26-4546400 | | | | MedExpress Urgent Care, Inc. - West Virginia | WV | NIA | Physician(s) Owned | Influence | 0.000 | UnitedHealth Group Incorporated | | 2 | | |
| .00000 | 47-1804667 | | | | MedExpress Urgent Care, P.C. - Georgia | GA | NIA | Physician(s) Owned | Influence | 0.000 | UnitedHealth Group Incorporated | | 2 | | |
| .00000 | 90-0929572 | | | | MedExpress Urgent Care, P.C. - Indiana | IN | NIA | Physician(s) Owned | Influence | 0.000 | UnitedHealth Group Incorporated | | 2 | | |

STATEMENT AS OF SEPTEMBER 30, 2020 OF THE UnitedHealthcare of Ohio, Inc.

SCHEDULE Y
PART 1A - DETAIL OF INSURANCE HOLDING COMPANY SYSTEM

| 1 | 2 | 3 | 4 | 5 | 6 | 7 | 8 | 9 | 10 | 11 | 12 | 13 | 14 | 15 | 16 |
|------------|---------------------------------|-------------------|------------|--------------|-----|--|---|-----------------------|-----------------------------------|--|--|--|--|-----------------------------------|----|
| Group Code | Group Name | NAIC Company Code | ID Number | Federal RSSD | CIK | Name of Securities Exchange if Publicly Traded (U.S. or International) | Names of Parent, Subsidiaries Or Affiliates | Domi-ciliary Location | Relation-ship to Reporting Entity | Directly Controlled by (Name of Entity/Person) | Type of Control (Ownership, Board, Management, Attorney-in-Fact, Influence, Other) | If Control is Ownership Provide Percentage | Ultimate Controlling Entity(ies)/Person(s) | Is an SCA Filing Re-quired? (Y/N) | * |
| | | .0000 | 45-3461101 | | | | MedExpress Urgent Care, P.C. - Maryland | MD | NIA | Physician(s) Owned | Influence | 0.000 | UnitedHealth Group Incorporated | | 2 |
| | | .0000 | 47-1857908 | | | | MedExpress Urgent Care, P.C. - Massachusetts | MA | NIA | Physician(s) Owned | Influence | 0.000 | UnitedHealth Group Incorporated | | 2 |
| | | .0000 | 46-4793937 | | | | MedExpress Urgent Care, P.C. - Michigan | MI | NIA | Physician(s) Owned | Influence | 0.000 | UnitedHealth Group Incorporated | | 2 |
| | | .0000 | 47-1824365 | | | | MedExpress Urgent Care, P.C. - Oklahoma | OK | NIA | Physician(s) Owned | Influence | 0.000 | UnitedHealth Group Incorporated | | 2 |
| | | .0000 | 26-3750502 | | | | MedExpress Urgent Care, P.C. - Pennsylvania | PA | NIA | Physician(s) Owned | Influence | 0.000 | UnitedHealth Group Incorporated | | 2 |
| | | .0000 | 45-4973138 | | | | MedExpress Urgent Care, P.C. - Tennessee | TN | NIA | Physician(s) Owned | Influence | 0.000 | UnitedHealth Group Incorporated | | 2 |
| | | .0000 | 45-3123110 | | | | MedExpress Urgent Care, P.C. - Virginia | VA | NIA | Physician(s) Owned | Influence | 0.000 | UnitedHealth Group Incorporated | | 2 |
| | | .0000 | 83-1565124 | | | | MedExpress Urgent Care, P.S.C. - Kentucky | KY | NIA | Physician(s) Owned | Influence | 0.000 | UnitedHealth Group Incorporated | | 2 |
| | | .0000 | 45-5436856 | | | | MedExpress, Inc. - Delaware | DE | NIA | Physician(s) Owned | Influence | 0.000 | UnitedHealth Group Incorporated | | 2 |
| .0707 | UnitedHealth Group Incorporated | .12756 | 20-3391186 | | | | Medica Health Plans of Florida, Inc. | FL | IA | United HealthCare Services, Inc. | Ownership | 100.000 | UnitedHealth Group Incorporated | | |
| .0707 | UnitedHealth Group Incorporated | .12155 | 01-0788576 | | | | Medica HealthCare Plans, Inc. | FL | IA | United HealthCare Services, Inc. | Ownership | 100.000 | UnitedHealth Group Incorporated | | |
| | | .0000 | 75-2566987 | | | | Medical Clinic of North Texas PLLC | TX | NIA | USMD Affiliated Services | Ownership | 100.000 | UnitedHealth Group Incorporated | | |
| | | .0000 | | | | | Medical Hilfe S.A. | CHL | NIA | Saden S.A. | Ownership | 0.000 | UnitedHealth Group Incorporated | | |
| | | .0000 | | | | | Medical Hilfe S.A. | CHL | NIA | Home Medical S.A. | Ownership | 100.000 | UnitedHealth Group Incorporated | | |
| | | .0000 | 95-4708497 | | | | Medical Support Los Angeles, Inc. | CA | NIA | MSLA Management LLC | Ownership | 100.000 | UnitedHealth Group Incorporated | | |
| | | .0000 | 26-0636717 | | | | Medical Surgical Centers of America, Inc. | DE | NIA | ASC Network, LLC | Ownership | 100.000 | UnitedHealth Group Incorporated | | |
| | | .0000 | 32-0037402 | | | | Medical Transportation Services, LLC | FL | NIA | United HealthCare Services, Inc. | Ownership | 100.000 | UnitedHealth Group Incorporated | | |
| | | .0000 | 20-4635837 | | | | Medication Management Systems, Inc. | MN | NIA | Genoa Healthcare LLC | Ownership | 100.000 | UnitedHealth Group Incorporated | | |
| | | .0000 | 02-0651651 | | | | MedPro Rx, Inc. | NC | NIA | Diplomat Pharmacy, Inc. | Ownership | 100.000 | UnitedHealth Group Incorporated | | |
| | | .0000 | 75-2515691 | | | | MedSynergies, LLC | DE | NIA | Mustang Razorback Holdings, Inc. | Ownership | 100.000 | UnitedHealth Group Incorporated | | |
| | | .0000 | 58-2101921 | | | | Medbourne Surgery Center, LLC | GA | NIA | Surgical Care Partners of Melbourne, LLC | Ownership | 100.000 | UnitedHealth Group Incorporated | | |
| | | .0000 | 82-4964787 | | | | Memorial City Holdings, LLC | DE | NIA | SCA-Memorial City, LLC | Ownership | 51.000 | UnitedHealth Group Incorporated | | |
| | | .0000 | 82-3689933 | | | | Memorial City Partners, LLC | DE | NIA | Memorial City Holdings, LLC | Ownership | 51.000 | UnitedHealth Group Incorporated | | |
| | | .0000 | 82-3689933 | | | | Memorial City Partners, LLC | DE | NIA | SCA-Memorial City, LLC | Ownership | 19.000 | UnitedHealth Group Incorporated | | |
| | | .0000 | 95-4688463 | | | | Memorial Healthcare IPA, GP | CA | NIA | MH Physician Three Holdco, a Medical Corporation | Ownership | 99.000 | UnitedHealth Group Incorporated | | 2 |
| | | .0000 | 37-1782795 | | | | Memorial Houston Surgery Center, LLC | TX | NIA | SCA-Memorial, LLC | Ownership | 51.000 | UnitedHealth Group Incorporated | | |
| | | .0000 | 26-1394069 | | | | MemorialCare Surgical Center at Orange Coast, LLC | CA | NIA | Beach Surgical Holdings LLC | Ownership | 51.267 | UnitedHealth Group Incorporated | | 3 |
| | | .0000 | 20-3678259 | | | | MemorialCare Surgical Center at Saddleback, LLC | CA | NIA | Beach Surgical Holdings LLC | Ownership | 53.157 | UnitedHealth Group Incorporated | | 3 |
| | | .0000 | 38-3861395 | | | | MGH/SCA, LLC | CA | NIA | SC Affiliates, LLC | Ownership | 1.000 | UnitedHealth Group Incorporated | | |
| | | .0000 | 38-3861395 | | | | MGH/SCA, LLC | CA | NIA | Marin Surgery Holdings, Inc. | Ownership | 99.000 | UnitedHealth Group Incorporated | | |
| | | .0000 | 27-4691544 | | | | MH Physician Three Holdco, a Medical Corporation | CA | NIA | Physician(s) Owned | Influence | 0.000 | UnitedHealth Group Incorporated | | 2 |
| | | .0000 | 27-2252446 | | | | MHC Real Estate Holdings, LLC | CA | NIA | Monarch Management Services, Inc. | Ownership | 100.000 | UnitedHealth Group Incorporated | | |
| | | .0000 | 80-0507474 | | | | MHCH, Inc. | CA | NIA | Monarch HealthCare, A Medical Group, Inc. | Ownership | 100.000 | UnitedHealth Group Incorporated | | 2 |
| | | .0000 | 27-4691508 | | | | MHIPA Physician Two Holdco, a Medical Corporation | CA | NIA | Physician(s) Owned | Influence | 0.000 | UnitedHealth Group Incorporated | | 2 |
| | | .0000 | 36-4600281 | | | | Miami Surgery Center, LLC | DE | NIA | SCA-Doral, LLC | Ownership | 50.185 | UnitedHealth Group Incorporated | | |
| .0707 | UnitedHealth Group Incorporated | .66087 | 62-0724538 | | | | Mid-West National Life Insurance Company of Tennessee | TX | IA | HealthMarkets, LLC | Ownership | 100.000 | UnitedHealth Group Incorporated | | |
| | | .0000 | 20-3345412 | | | | Midlands Orthopaedics Surgery Center, LLC | SC | NIA | SCA-Midlands, LLC | Ownership | 49.000 | UnitedHealth Group Incorporated | | 3 |
| | | .0000 | 20-8103522 | | | | Midwest Center for Day Surgery, LLC | IL | NIA | Advocate-SCA Partners, LLC | Ownership | 53.882 | UnitedHealth Group Incorporated | | |
| | | .0000 | 83-0543458 | | | | Mile High SurgiCenter, LLC | CO | NIA | SCA-Denver Physicians Holdings, LLC | Ownership | 100.000 | UnitedHealth Group Incorporated | | |
| | | .0000 | 30-0445773 | | | | Mobile Medical Services, P.C. | NY | NIA | Physician(s) Owned | Influence | 0.000 | UnitedHealth Group Incorporated | | 2 |
| | | .0000 | 63-0883553 | | | | Mobile-SC, LTD. | AL | NIA | SCA-Mobile, LLC | Ownership | 33.000 | UnitedHealth Group Incorporated | | 3 |
| | | .0000 | | | | | Modality Accountable Care Organisation Limited | GBR | NIA | Optum UK Solutions Group Limited | Ownership | 50.000 | UnitedHealth Group Incorporated | | 3 |
| | | .0000 | 31-1191553 | | | | Modern Medical, Inc. | OH | NIA | Healthcare Solutions, Inc. | Ownership | 100.000 | UnitedHealth Group Incorporated | | |
| | | .0000 | 22-3935634 | | | | Monarch Health Plan, Inc. | CA | NIA | Monarch HealthCare, A Medical Group, Inc. | Ownership | 100.000 | UnitedHealth Group Incorporated | | 2 |
| | | .0000 | 33-0587660 | | | | Monarch HealthCare, A Medical Group, Inc. | CA | NIA | MH Physician Three Holdco, a Medical Corporation | Ownership | 100.000 | UnitedHealth Group Incorporated | | 2 |

STATEMENT AS OF SEPTEMBER 30, 2020 OF THE UnitedHealthcare of Ohio, Inc.

SCHEDULE Y
PART 1A - DETAIL OF INSURANCE HOLDING COMPANY SYSTEM

| 1 | 2 | 3 | 4 | 5 | 6 | 7 | 8 | 9 | 10 | 11 | 12 | 13 | 14 | 15 | 16 |
|------------|---------------------------------|-------------------|------------|--------------|-----|--|--|-----------------------|-----------------------------------|--|--|--|--|-----------------------------------|----|
| Group Code | Group Name | NAIC Company Code | ID Number | Federal RSSD | CIK | Name of Securities Exchange if Publicly Traded (U.S. or International) | Names of Parent, Subsidiaries Or Affiliates | Domi-ciliary Location | Relation-ship to Reporting Entity | Directly Controlled by (Name of Entity/Person) | Type of Control (Ownership, Board, Management, Attorney-in-Fact, Influence, Other) | If Control is Ownership Provide Percentage | Ultimate Controlling Entity(ies)/Person(s) | Is an SCA Filing Re-quired? (Y/N) | * |
| | | .0000 | 45-3142852 | | | | Monarch Management Services, Inc. | DE | NIA | Collaborative Care Holdings, LLC | Ownership | 100.000 | UnitedHealth Group Incorporated | | |
| | | .0000 | 84-4887072 | | | | Monika Roots, M.D., P.C. | CA | NIA | Physician(s) Owned | Influence | 0.000 | UnitedHealth Group Incorporated | | 2 |
| | | .0000 | 52-1401868 | | | | Montgomery Surgery Center Limited Partnership | MD | NIA | Maryland Ambulatory Centers, LLC | Ownership | 51.000 | UnitedHealth Group Incorporated | | 3 |
| | | .0000 | 26-3513595 | | | | Morris County Surgical Center, LLC | NJ | NIA | SCA-Morris County, LLC | Ownership | 55.000 | UnitedHealth Group Incorporated | | |
| | | .0000 | 20-5892451 | | | | Mosaic Management Services, Inc. | CA | NIA | Talbert Medical Group, P.C. | Ownership | 100.000 | UnitedHealth Group Incorporated | | 2 |
| | | .0000 | 35-2566612 | | | | Mountain View Medical Group, LLC | CO | NIA | OptumCare Holdings Colorado, LLC | Ownership | 100.000 | UnitedHealth Group Incorporated | | |
| | | .0000 | 81-1633765 | | | | MSLA Management LLC | DE | NIA | Logistics Health, Inc. | Ownership | 100.000 | UnitedHealth Group Incorporated | | |
| | | .0000 | 62-1506649 | | | | Mt. Pleasant Surgery Center, L.P. | TN | NIA | SCA-Mt. Pleasant, LLC | Ownership | 99.000 | UnitedHealth Group Incorporated | | |
| | | .0000 | 98-1285432 | | | | Multiangio Ltda. | BRA | NIA | Esho - Empresa de Serviços Hospitalares S.A. | Ownership | 93.000 | UnitedHealth Group Incorporated | | 1 |
| | | .0000 | 20-4209261 | | | | Muskogee Surgical Investors, LLC | OK | NIA | Surgery Center of Muskogee, LLC | Ownership | 100.000 | UnitedHealth Group Incorporated | | |
| | | .0000 | 47-1935798 | | | | Mustang Razorback Holdings, Inc. | DE | NIA | Optum360 Solutions, LLC | Ownership | 100.000 | UnitedHealth Group Incorporated | | |
| | | .0000 | 26-2564744 | | | | My Wellness Solutions, LLC | DE | NIA | OptumHealth Care Solutions, LLC | Ownership | 100.000 | UnitedHealth Group Incorporated | | |
| | | .0000 | 20-3236839 | | | | NAMM Holdings, Inc. | DE | NIA | Aveta Inc. | Ownership | 100.000 | UnitedHealth Group Incorporated | | |
| | | .0000 | 56-2627070 | | | | NAMM Medical Group Holdings, Inc. | CA | NIA | Physician(s) Owned | Influence | 0.000 | UnitedHealth Group Incorporated | | 2 |
| | | .0000 | 61-1627269 | | | | NAMM MGH, Inc. | CA | NIA | Physician(s) Owned | Influence | 0.000 | UnitedHealth Group Incorporated | | 2 |
| .0707 | UnitedHealth Group Incorporated | .98205 | 73-1187572 | | | | National Foundation Life Insurance Company | TX | IA | Enterprise Life Insurance Company | Ownership | 100.000 | UnitedHealth Group Incorporated | | |
| .0707 | UnitedHealth Group Incorporated | .95251 | 76-0196559 | | | | National Pacific Dental, Inc. | TX | IA | Dental Benefit Providers, Inc. | Ownership | 100.000 | UnitedHealth Group Incorporated | | |
| | | .0000 | 36-3549627 | | | | National Surgery Centers, LLC | DE | NIA | Surgical Care Affiliates, LLC | Ownership | 100.000 | UnitedHealth Group Incorporated | | |
| | | .0000 | 45-5542014 | | | | Navigator Health Services, LLC | MI | NIA | Diplomat Pharmacy, Inc. | Ownership | 100.000 | UnitedHealth Group Incorporated | | |
| | | .0000 | 45-3735192 | | | | Navigator Health, Inc. | DE | NIA | naviHealth Holdings, LLC | Ownership | 100.000 | UnitedHealth Group Incorporated | | |
| | | .0000 | 84-2283691 | | | | Naviguard, Inc. | DE | NIA | UnitedHealth Group Ventures, LLC | Ownership | 100.000 | UnitedHealth Group Incorporated | | |
| | | .0000 | 84-3482655 | | | | naviHealth Care at Home, LLC | DE | NIA | naviHealth, Inc. | Ownership | 100.000 | UnitedHealth Group Incorporated | | |
| | | .0000 | 85-0975337 | | | | naviHealth Coordinated Care SC, P.C. | MI | NIA | Physician(s) Owned | Influence | 0.000 | UnitedHealth Group Incorporated | | 2 |
| | | .0000 | 84-5020906 | | | | naviHealth Coordinated Care, LLC | DE | NIA | naviHealth, Inc. | Ownership | 100.000 | UnitedHealth Group Incorporated | | |
| | | .0000 | 35-2431677 | | | | naviHealth Holdings, LLC | DE | NIA | Nomad Buyer, Inc. | Ownership | 100.000 | UnitedHealth Group Incorporated | | |
| | | .0000 | 84-3469040 | | | | naviHealth Michigan HBPC, P.C. | MI | NIA | Physician(s) Owned | Influence | 0.000 | UnitedHealth Group Incorporated | | 2 |
| | | .0000 | 61-1669841 | | | | naviHealth SM Holdings, Inc. | DE | NIA | naviHealth Holdings, LLC | Ownership | 100.000 | UnitedHealth Group Incorporated | | |
| | | .0000 | 34-4719151 | | | | naviHealth, Inc. | DE | NIA | naviHealth Holdings, LLC | Ownership | 100.000 | UnitedHealth Group Incorporated | | |
| .0707 | UnitedHealth Group Incorporated | .95123 | 65-0996107 | | | | Neighborhood Health Partnership, Inc. | FL | IA | UnitedHealthcare, Inc. | Ownership | 100.000 | UnitedHealth Group Incorporated | | |
| | | .0000 | 20-4755277 | | | | Netwerkes, LLC | TN | NIA | Optum360 Solutions, LLC | Ownership | 100.000 | UnitedHealth Group Incorporated | | |
| .0707 | UnitedHealth Group Incorporated | .95758 | 88-0228572 | | | | Nevada Pacific Dental | NV | IA | Dental Benefit Providers, Inc. | Ownership | 100.000 | UnitedHealth Group Incorporated | | |
| | | .0000 | 72-1267232 | | | | New Orleans Regional Physician Hospital Organization, L.L.C. | LA | NIA | UnitedHealthcare, Inc. | Ownership | 100.000 | UnitedHealth Group Incorporated | | |
| | | .0000 | 84-1250135 | | | | New West Physicians, Inc. | CO | NIA | Newton Holdings, LLC | Ownership | 100.000 | UnitedHealth Group Incorporated | | |
| | | .0000 | 30-1080342 | | | | Newton Holdings, LLC | DE | NIA | Collaborative Care Holdings, LLC | Ownership | 80.100 | UnitedHealth Group Incorporated | | |
| | | .0000 | 26-2995765 | | | | Nifty After Fifty/Monarch, LLC | CA | NIA | Monarch HealthCare, A Medical Group, Inc. | Ownership | 49.000 | UnitedHealth Group Incorporated | | 2 |
| | | .0000 | 88-1111251 | | | | Nomad Buyer, Inc. | DE | NIA | UnitedHealth Group Incorporated | Ownership | 100.000 | UnitedHealth Group Incorporated | | |
| | | .0000 | 33-0673955 | | | | North American Medical Management California, Inc. | TN | NIA | NAMM Holdings, Inc. | Ownership | 100.000 | UnitedHealth Group Incorporated | | |
| | | .0000 | 27-2248103 | | | | North Dallas Surgical Center, LLC | DE | NIA | Surgical Care Affiliates, LLC | Influence | 0.000 | UnitedHealth Group Incorporated | | |
| | | .0000 | 20-2564137 | | | | North Puget Sound Oncology Equipment Leasing Company, LLC | WA | NIA | Everett MSO, Inc. | Ownership | 71.250 | UnitedHealth Group Incorporated | | |
| | | .0000 | 88-0245121 | | | | Northern Nevada Health Network, Inc. | NV | NIA | Sierra Health Services, Inc. | Ownership | 100.000 | UnitedHealth Group Incorporated | | |
| | | .0000 | 63-1240726 | | | | Northern Rockies Surgery Center, L.P. | TN | NIA | Northern Rockies Surgicenter, Inc. | Ownership | 40.000 | UnitedHealth Group Incorporated | | 3 |
| | | .0000 | 81-0399251 | | | | Northern Rockies Surgicenter, Inc. | MT | NIA | National Surgery Centers, LLC | Ownership | 100.000 | UnitedHealth Group Incorporated | | |
| | | .0000 | 95-4748023 | | | | Northridge Medical Group, Inc. | CA | NIA | HealthCare Partners Affiliates Medical Group | Ownership | 100.000 | UnitedHealth Group Incorporated | | 2 |
| | | .0000 | 91-1699944 | | | | Northwest Medical Group Alliance, LLC | WA | NIA | The Polyclinic, PLLC | Ownership | 21.480 | UnitedHealth Group Incorporated | | 2 |
| | | .0000 | 37-1007387 | | | | Northwest Surgicare, LLC | DE | NIA | Surgery Center Holding, LLC | Ownership | 100.000 | UnitedHealth Group Incorporated | | |
| | | .0000 | 75-2494046 | | | | Northwest Surgicare, Ltd., an Illinois Limited Partnership | IL | NIA | Endoscopy Center Affiliates, Inc. | Ownership | 1.000 | UnitedHealth Group Incorporated | | |

STATEMENT AS OF SEPTEMBER 30, 2020 OF THE UnitedHealthcare of Ohio, Inc.

SCHEDULE Y
PART 1A - DETAIL OF INSURANCE HOLDING COMPANY SYSTEM

| 1 | 2 | 3 | 4 | 5 | 6 | 7 | 8 | 9 | 10 | 11 | 12 | 13 | 14 | 15 | 16 |
|------------|---------------------------------|-------------------|------------|--------------|-----|--|--|-----------------------|-----------------------------------|--|--|--|--|-----------------------------------|----|
| Group Code | Group Name | NAIC Company Code | ID Number | Federal RSSD | CIK | Name of Securities Exchange if Publicly Traded (U.S. or International) | Names of Parent, Subsidiaries Or Affiliates | Domi-ciliary Location | Relation-ship to Reporting Entity | Directly Controlled by (Name of Entity/Person) | Type of Control (Ownership, Board, Management, Attorney-in-Fact, Influence, Other) | If Control is Ownership Provide Percentage | Ultimate Controlling Entity(ies)/Person(s) | Is an SCA Filing Re-quired? (Y/N) | * |
| | | .00000 | 75-2494046 | | | | Northwest Surgicare, Ltd., an Illinois Limited Partnership | IL | NIA | Northwest Surgicare, LLC | Ownership | 62.000 | UnitedHealth Group Incorporated | | |
| | | .00000 | 61-1855159 | | | | NPN IPA Washington, PLLC | WA | NIA | Everett Physicians, Inc. P.S. | Ownership | 100.000 | UnitedHealth Group Incorporated | | 2 |
| | | .00000 | 56-1963226 | | | | NSC Greensboro West, LLC | DE | NIA | National Surgery Centers, LLC | Ownership | 49.000 | UnitedHealth Group Incorporated | | 3 |
| | | .00000 | 56-1775016 | | | | NSC Greensboro, LLC | DE | NIA | National Surgery Centers, LLC | Ownership | 100.000 | UnitedHealth Group Incorporated | | |
| | | .00000 | 36-4210296 | | | | NSC Lancaster, LLC | DE | NIA | National Surgery Centers, LLC | Ownership | 100.000 | UnitedHealth Group Incorporated | | |
| | | .00000 | 91-1553479 | | | | NSC Seattle, Inc. | WA | NIA | National Surgery Centers, LLC | Ownership | 100.000 | UnitedHealth Group Incorporated | | |
| | | .00000 | 33-0812824 | | | | NSC Upland, LLC | DE | NIA | National Surgery Centers, LLC | Ownership | 100.000 | UnitedHealth Group Incorporated | | |
| | | .00000 | 81-3764590 | | | | Oak HC/FT LDI Blocker, LLC | DE | NIA | Diplomat Pharmacy, Inc. | Ownership | 100.000 | UnitedHealth Group Incorporated | | |
| | | .00000 | 83-4364718 | | | | OC Cardiology Practice Partners, LLC | DE | NIA | SC Affiliates, LLC | Ownership | 100.000 | UnitedHealth Group Incorporated | | |
| | | .00000 | 84-3189778 | | | | OCC MSO, LLC | DE | NIA | OptumCare Specialty Practices, LLC | Ownership | 50.000 | UnitedHealth Group Incorporated | | |
| | | .00000 | 98-1454609 | | | | Omesa SpA | CHL | NIA | Vida Integra S.A. | Ownership | 99.996 | UnitedHealth Group Incorporated | | |
| | | .00000 | 98-1454609 | | | | Omesa SpA | CHL | NIA | Saden S.A. | Ownership | 0.004 | UnitedHealth Group Incorporated | | |
| | | .00000 | 27-0062838 | | | | OmniClaim, LLC | DE | NIA | Equian, LLC | Ownership | 100.000 | UnitedHealth Group Incorporated | | |
| | | .00000 | 98-1456252 | | | | Oncocare S.A.C. | PER | NIA | Pacifico S.A. Entidad Prestadora de Salud EPS | Ownership | 80.000 | UnitedHealth Group Incorporated | | 1 |
| | | .00000 | 26-1914835 | | | | Ophthalmology Surgery Center of Dallas, LLC | TX | NIA | Surgical Care Affiliates, LLC | Influence | 0.000 | UnitedHealth Group Incorporated | | |
| .0707 | UnitedHealth Group Incorporated | .96940 | 52-1518174 | | | | Optimum Choice, Inc. | MD | IA | United HealthCare Services, Inc. | Ownership | 100.000 | UnitedHealth Group Incorporated | | |
| | | .00000 | 47-0858534 | 3202702 | | | Optum Bank, Inc. | UT | NIA | OptumHealth Financial Services, Inc. | Ownership | 100.000 | UnitedHealth Group Incorporated | | |
| | | .00000 | 36-3437660 | | | | Optum Biometrics, Inc. | IL | NIA | OptumHealth Care Solutions, LLC | Ownership | 100.000 | UnitedHealth Group Incorporated | | |
| | | .00000 | 26-0683057 | | | | Optum Care Services Company | TN | NIA | Inspiris, Inc. | Ownership | 100.000 | UnitedHealth Group Incorporated | | |
| | | .00000 | 83-1959511 | | | | Optum Care, Inc. | DE | NIA | Collaborative Care Services, Inc. | Ownership | 100.000 | UnitedHealth Group Incorporated | | |
| | | .00000 | 75-2778455 | | | | Optum Clinic, P.A. | TX | NIA | Physician(s) Owned | Influence | 0.000 | UnitedHealth Group Incorporated | | 2 |
| | | .00000 | 37-1782217 | | | | Optum Clinics Holdings, Inc. | DE | NIA | Collaborative Care Holdings, LLC | Ownership | 100.000 | UnitedHealth Group Incorporated | | |
| | | .00000 | 38-3969193 | | | | Optum Clinics Intermediate Holdings, Inc. | DE | NIA | Optum Clinics Holdings, Inc. | Ownership | 100.000 | UnitedHealth Group Incorporated | | |
| | | .00000 | | | | | Optum Compounding Services, LLC | AZ | NIA | Optum Pharmacy 801, Inc. | Ownership | 100.000 | UnitedHealth Group Incorporated | | |
| | | .00000 | | | | | Optum Digital Health Holdings, LLC | DE | NIA | Consumer Wellness Solutions, Inc. | Ownership | 100.000 | UnitedHealth Group Incorporated | | |
| | | .00000 | 98-1325466 | | | | Optum Finance (Ireland) Unlimited Company | IRL | NIA | UnitedHealthcare International VIII S.a r.l. | Ownership | 100.000 | UnitedHealth Group Incorporated | | |
| | | .00000 | 98-1103015 | | | | Optum Global Solutions (India) Private Limited | IND | NIA | UnitedHealth International, Inc. | Ownership | 0.001 | UnitedHealth Group Incorporated | | |
| | | .00000 | 98-1103015 | | | | Optum Global Solutions (India) Private Limited | IND | NIA | Optum Global Solutions International B.V. | Ownership | 99.999 | UnitedHealth Group Incorporated | | |
| | | .00000 | 98-1097776 | | | | Optum Global Solutions (Philippines), Inc. | PHL | NIA | Optum Global Solutions International B.V. | Ownership | 99.991 | UnitedHealth Group Incorporated | | |
| | | .00000 | | | | | Optum Global Solutions Colombia S.A.S. | COL | NIA | Bordeaux UK Holdings II Limited | Ownership | 100.000 | UnitedHealth Group Incorporated | | |
| | | .00000 | 98-1201187 | | | | Optum Global Solutions International B.V. | NLD | NIA | OptumHealth International B.V. | Ownership | 2.520 | UnitedHealth Group Incorporated | | |
| | | .00000 | 98-1201187 | | | | Optum Global Solutions International B.V. | NLD | NIA | Optum Technology, LLC | Ownership | 97.480 | UnitedHealth Group Incorporated | | |
| | | .00000 | 04-3574101 | | | | Optum Government Solutions, Inc. | DE | NIA | OptumInsight, Inc. | Ownership | 100.000 | UnitedHealth Group Incorporated | | |
| | | .00000 | | | | | Optum Health & Technology (Hong Kong) Limited | HKG | NIA | OptumHealth International B.V. | Ownership | 100.000 | UnitedHealth Group Incorporated | | |
| | | .00000 | 98-1095799 | | | | Optum Health & Technology (India) Private Limited | IND | NIA | United Behavioral Health | Ownership | 0.001 | UnitedHealth Group Incorporated | | |
| | | .00000 | 98-1095799 | | | | Optum Health & Technology (India) Private Limited | IND | NIA | OptumHealth International B.V. | Ownership | 99.999 | UnitedHealth Group Incorporated | | |
| | | .00000 | 98-1097886 | | | | Optum Health & Technology (Singapore) Pte. Ltd. | SGP | NIA | OptumHealth International B.V. | Ownership | 100.000 | UnitedHealth Group Incorporated | | |
| | | .00000 | 20-2149493 | | | | Optum Health & Technology (US), LLC | MO | NIA | OptumHealth Holdings, LLC | Ownership | 100.000 | UnitedHealth Group Incorporated | | |
| | | .00000 | 43-1747235 | | | | Optum Health & Technology Holdings (US), Inc. | MO | NIA | Optum, Inc. | Ownership | 100.000 | UnitedHealth Group Incorporated | | |
| | | .00000 | 98-1184561 | | | | Optum Health & Technology Serviços do Brasil Ltda. | BRA | NIA | OptumInsight, Inc. | Ownership | 0.002 | UnitedHealth Group Incorporated | | |
| | | .00000 | 98-1184561 | | | | Optum Health & Technology Serviços do Brasil Ltda. | BRA | NIA | Optum Global Solutions International B.V. | Ownership | 99.998 | UnitedHealth Group Incorporated | | |
| | | .00000 | 98-1276517 | | | | Optum Health and Technology FZ-LLC | ARE | NIA | Optum Global Solutions International B.V. | Ownership | 100.000 | UnitedHealth Group Incorporated | | |

STATEMENT AS OF SEPTEMBER 30, 2020 OF THE UnitedHealthcare of Ohio, Inc.

SCHEDULE Y
PART 1A - DETAIL OF INSURANCE HOLDING COMPANY SYSTEM

| 1 | 2 | 3 | 4 | 5 | 6 | 7 | 8 | 9 | 10 | 11 | 12 | 13 | 14 | 15 | 16 |
|------------|---------------------------------|-------------------|------------|--------------|-----|--|---|----------------------|----------------------------------|--|--|--|--|----------------------------------|----|
| Group Code | Group Name | NAIC Company Code | ID Number | Federal RSSD | CIK | Name of Securities Exchange if Publicly Traded (U.S. or International) | Names of Parent, Subsidiaries Or Affiliates | Domiciliary Location | Relationship to Reporting Entity | Directly Controlled by (Name of Entity/Person) | Type of Control (Ownership, Board, Management, Attorney-in-Fact, Influence, Other) | If Control is Ownership Provide Percentage | Ultimate Controlling Entity(ies)/Person(s) | Is an SCA Filing Required? (Y/N) | * |
| | | .00000 | 46-2385459 | | | | Optum Health Plan of California | DE | NIA | OptumCare Holdings, LLC | Ownership | 100.000 | UnitedHealth Group Incorporated | | |
| | | .00000 | 98-1097921 | | | | Optum Health Services (Canada) Ltd. | CAN | NIA | Optum Health & Technology Holdings (US), Inc. | Ownership | 100.000 | UnitedHealth Group Incorporated | | |
| | | .00000 | 98-1406274 | | | | Optum Health Solutions (Australia) Pty Ltd | AUS | NIA | Optum UK Solutions Group Limited | Ownership | 100.000 | UnitedHealth Group Incorporated | | |
| | | .00000 | 98-1147355 | | | | Optum Health Solutions (UK) Limited | GBR | NIA | Optum UK Solutions Group Limited | Ownership | 100.000 | UnitedHealth Group Incorporated | | |
| | | .00000 | 58-2068880 | | | | Optum Healthcare of Illinois, Inc. | GA | NIA | Optum Women's and Children's Health, LLC | Ownership | 100.000 | UnitedHealth Group Incorporated | | |
| | | .00000 | 20-0212381 | | | | Optum Hospice Pharmacy Services, LLC | DE | NIA | OptumRx Health Solutions, LLC | Ownership | 100.000 | UnitedHealth Group Incorporated | | |
| | | .00000 | 11-2997132 | | | | Optum Infusion Services 100, Inc. | NY | NIA | Optum Infusion Services 500, Inc. | Ownership | 100.000 | UnitedHealth Group Incorporated | | |
| | | .00000 | 11-3485985 | | | | Optum Infusion Services 101, Inc. | NY | NIA | Optum Infusion Services 100, Inc. | Ownership | 100.000 | UnitedHealth Group Incorporated | | |
| | | .00000 | 27-1533840 | | | | Optum Infusion Services 103, LLC | DE | NIA | Serquinox Holdings LLC | Ownership | 100.000 | UnitedHealth Group Incorporated | | |
| | | .00000 | 57-0861358 | | | | Optum Infusion Services 200, Inc. | SC | NIA | Ambient Healthcare, Inc. | Ownership | 100.000 | UnitedHealth Group Incorporated | | |
| | | .00000 | 55-0802777 | | | | Optum Infusion Services 201, Inc. | FL | NIA | Ambient Healthcare, Inc. | Ownership | 100.000 | UnitedHealth Group Incorporated | | |
| | | .00000 | 20-4881413 | | | | Optum Infusion Services 202, Inc. | FL | NIA | Ambient Healthcare, Inc. | Ownership | 100.000 | UnitedHealth Group Incorporated | | |
| | | .00000 | 33-1012700 | | | | Optum Infusion Services 203, Inc. | FL | NIA | Ambient Healthcare, Inc. | Ownership | 100.000 | UnitedHealth Group Incorporated | | |
| | | .00000 | 55-0802774 | | | | Optum Infusion Services 204, Inc. | FL | NIA | Ambient Healthcare, Inc. | Ownership | 100.000 | UnitedHealth Group Incorporated | | |
| | | .00000 | 26-3738273 | | | | Optum Infusion Services 205, Inc. | FL | NIA | Ambient Healthcare, Inc. | Ownership | 100.000 | UnitedHealth Group Incorporated | | |
| | | .00000 | 63-1284325 | | | | Optum Infusion Services 206, Inc. | AL | NIA | Ambient Healthcare, Inc. | Ownership | 100.000 | UnitedHealth Group Incorporated | | |
| | | .00000 | 63-0964525 | | | | Optum Infusion Services 207, Inc. | AL | NIA | Optum Infusion Services 206, Inc. | Ownership | 100.000 | UnitedHealth Group Incorporated | | |
| | | .00000 | 20-4963945 | | | | Optum Infusion Services 208, Inc. | NC | NIA | Ambient Healthcare, Inc. | Ownership | 100.000 | UnitedHealth Group Incorporated | | |
| | | .00000 | 55-0802779 | | | | Optum Infusion Services 209, Inc. | GA | NIA | Ambient Healthcare, Inc. | Ownership | 100.000 | UnitedHealth Group Incorporated | | |
| | | .00000 | 75-2196224 | | | | Optum Infusion Services 301, LP | OK | NIA | Optum Infusion Services 500, Inc. | Ownership | 99.950 | UnitedHealth Group Incorporated | | |
| | | .00000 | 75-2196224 | | | | Optum Infusion Services 301, LP | OK | NIA | Optum Infusion Services 305, LLC | Ownership | 0.050 | UnitedHealth Group Incorporated | | |
| | | .00000 | 27-0668812 | | | | Optum Infusion Services 302, LLC | NE | NIA | Optum Infusion Services 500, Inc. | Ownership | 100.000 | UnitedHealth Group Incorporated | | |
| | | .00000 | 26-2565032 | | | | Optum Infusion Services 305, LLC | DE | NIA | Optum Infusion Services 500, Inc. | Ownership | 100.000 | UnitedHealth Group Incorporated | | |
| | | .00000 | 20-3741084 | | | | Optum Infusion Services 308, LLC | AZ | NIA | SCP Specialty Infusion, LLC | Ownership | 100.000 | UnitedHealth Group Incorporated | | |
| | | .00000 | 02-0653265 | | | | Optum Infusion Services 401, LLC | CA | NIA | SCP Specialty Infusion, LLC | Ownership | 100.000 | UnitedHealth Group Incorporated | | |
| | | .00000 | 26-4312858 | | | | Optum Infusion Services 402, LLC | CA | NIA | SCP Specialty Infusion, LLC | Ownership | 100.000 | UnitedHealth Group Incorporated | | |
| | | .00000 | 47-0941801 | | | | Optum Infusion Services 403, LLC | CA | NIA | SCP Specialty Infusion, LLC | Ownership | 100.000 | UnitedHealth Group Incorporated | | |
| | | .00000 | 93-1103256 | | | | Optum Infusion Services 404, LLC | OR | NIA | SCP Specialty Infusion, LLC | Ownership | 100.000 | UnitedHealth Group Incorporated | | |
| | | .00000 | 27-3918706 | | | | Optum Infusion Services 500, Inc. | DE | NIA | AxelaCare, LLC | Ownership | 100.000 | UnitedHealth Group Incorporated | | |
| | | .00000 | 84-2822134 | | | | Optum Infusion Services 501, Inc. | DE | NIA | Optum Infusion Services 500, Inc. | Ownership | 100.000 | UnitedHealth Group Incorporated | | |
| .0707 | UnitedHealth Group Incorporated | .69647 | 31-0628424 | | | | Optum Insurance of Ohio, Inc. | OH | IA | OptumRx PBM of Maryland, LLC | Ownership | 100.000 | UnitedHealth Group Incorporated | | |
| | | .00000 | 46-4734521 | | | | Optum Labs Dimensions, Inc. | DE | NIA | Optum Labs, Inc. | Ownership | 100.000 | UnitedHealth Group Incorporated | | |
| | | .00000 | 98-1249178 | | | | Optum Labs International (UK) Ltd. | GBR | NIA | Optum, Inc. | Ownership | 100.000 | UnitedHealth Group Incorporated | | |
| | | .00000 | 46-1615964 | | | | Optum Labs, Inc. | DE | NIA | Optum, Inc. | Ownership | 100.000 | UnitedHealth Group Incorporated | | |
| | | .00000 | 98-1209730 | | | | Optum Life Sciences (Canada) Inc. | CAN | NIA | OptumInsight Life Sciences, Inc. | Ownership | 100.000 | UnitedHealth Group Incorporated | | |
| | | .00000 | 95-2974864 | | | | Optum Magan Management, Inc. | CA | NIA | OptumCare Management, LLC | Ownership | 100.000 | UnitedHealth Group Incorporated | | |
| | | .00000 | 98-1098190 | | | | Optum Management Consulting (Shanghai) Co., Ltd. | CHN | NIA | Optum Health & Technology Holdings (US), Inc. | Ownership | 100.000 | UnitedHealth Group Incorporated | | |
| | | .00000 | 30-0826311 | | | | Optum Medical Services of California, P.C. | CA | NIA | Physician(s) Owned | Influence | 0.000 | UnitedHealth Group Incorporated | | 2 |
| | | .00000 | 45-5424191 | | | | Optum Medical Services of Colorado, P.C. | CO | NIA | Physician(s) Owned | Influence | 0.000 | UnitedHealth Group Incorporated | | 2 |
| | | .00000 | 45-3866363 | | | | Optum Medical Services, P.C. | NC | NIA | Physician(s) Owned | Influence | 0.000 | UnitedHealth Group Incorporated | | 2 |
| .0707 | UnitedHealth Group Incorporated | .11068 | 30-0029448 | | | | Optum Networks of New Jersey, Inc. | DE | IA | OrthoNet Holdings, Inc. | Ownership | 100.000 | UnitedHealth Group Incorporated | | |
| | | .00000 | 58-1873062 | | | | Optum of New York, Inc. | NY | NIA | Optum Women's and Children's Health, LLC | Ownership | 100.000 | UnitedHealth Group Incorporated | | |
| | | .00000 | 98-1097761 | | | | Optum Operations (Ireland) Unlimited Company | IRL | NIA | UnitedHealthcare International VII S.à r.l. | Ownership | 100.000 | UnitedHealth Group Incorporated | | |
| | | .00000 | 20-8911466 | | | | Optum Palliative and Hospice Care of Pennsylvania, Inc. | TN | NIA | Hospice Inspiris Holdings, Inc. | Ownership | 100.000 | UnitedHealth Group Incorporated | | |
| | | .00000 | 20-8911303 | | | | Optum Palliative and Hospice Care of Texas, Inc. | TN | NIA | Hospice Inspiris Holdings, Inc. | Ownership | 100.000 | UnitedHealth Group Incorporated | | |
| | | .00000 | 30-0226127 | | | | Optum Palliative and Hospice Care, Inc. | DE | NIA | Collaborative Care Holdings, LLC | Ownership | 100.000 | UnitedHealth Group Incorporated | | |
| | | .00000 | 45-3629080 | | | | Optum Perks LLC | DE | NIA | OptumRx PBM of Illinois, Inc. | Ownership | 58.000 | UnitedHealth Group Incorporated | | |
| | | .00000 | 45-3629080 | | | | Optum Perks LLC | DE | NIA | OptumRx Health Solutions, LLC | Ownership | 42.000 | UnitedHealth Group Incorporated | | |
| | | .00000 | 36-4435924 | | | | Optum Pharmacy 601, LLC | FL | NIA | Apothecary Holdings, Inc. | Ownership | 100.000 | UnitedHealth Group Incorporated | | |

STATEMENT AS OF SEPTEMBER 30, 2020 OF THE UnitedHealthcare of Ohio, Inc.

SCHEDULE Y
PART 1A - DETAIL OF INSURANCE HOLDING COMPANY SYSTEM

| 1 | 2 | 3 | 4 | 5 | 6 | 7 | 8 | 9 | 10 | 11 | 12 | 13 | 14 | 15 | 16 |
|------------|------------|-------------------|------------|--------------|-----|--|--|-----------------------|-----------------------------------|--|--|--|--|-----------------------------------|----|
| Group Code | Group Name | NAIC Company Code | ID Number | Federal RSSD | CIK | Name of Securities Exchange if Publicly Traded (U.S. or International) | Names of Parent, Subsidiaries Or Affiliates | Domi-ciliary Location | Relation-ship to Reporting Entity | Directly Controlled by (Name of Entity/Person) | Type of Control (Ownership, Board, Management, Attorney-in-Fact, Influence, Other) | If Control is Ownership Provide Percentage | Ultimate Controlling Entity(ies)/Person(s) | Is an SCA Filing Re-quired? (Y/N) | * |
| | | .0000 | 82-4030553 | | | | Optum Pharmacy 700, LLC | DE | NIA | OptumRx Administrative Services, LLC | Ownership | 100.000 | UnitedHealth Group Incorporated | | |
| | | .0000 | 84-2827343 | | | | Optum Pharmacy 701, LLC | DE | NIA | OptumRx Administrative Services, LLC | Ownership | 100.000 | UnitedHealth Group Incorporated | | |
| | | .0000 | 46-2731176 | | | | Optum Pharmacy 702, LLC | IN | NIA | OptumRx PBM of Illinois, Inc. | Ownership | 100.000 | UnitedHealth Group Incorporated | | |
| | | .0000 | 45-2532834 | | | | Optum Pharmacy 703, LLC | NV | NIA | OptumRx PBM of Illinois, Inc. | Ownership | 100.000 | UnitedHealth Group Incorporated | | |
| | | .0000 | 20-2719823 | | | | Optum Pharmacy 704, Inc. | TX | NIA | BriovaRx of Florida, Inc. | Ownership | 100.000 | UnitedHealth Group Incorporated | | |
| | | .0000 | 55-0824381 | | | | Optum Pharmacy 705, LLC | AL | NIA | BriovaRx of Maine, Inc. | Ownership | 100.000 | UnitedHealth Group Incorporated | | |
| | | .0000 | 74-3103518 | | | | Optum Pharmacy 706, Inc. | NY | NIA | Salveo Specialty Pharmacy, Inc. | Ownership | 100.000 | UnitedHealth Group Incorporated | | |
| | | .0000 | 20-4515146 | | | | Optum Pharmacy 707, Inc. | CA | NIA | Salveo Specialty Pharmacy, Inc. | Ownership | 100.000 | UnitedHealth Group Incorporated | | |
| | | .0000 | 27-2869469 | | | | Optum Pharmacy 800, Inc. | AZ | NIA | Apothecary Holdings, Inc. | Ownership | 100.000 | UnitedHealth Group Incorporated | | |
| | | .0000 | 13-4318552 | | | | Optum Pharmacy 801, Inc. | AZ | NIA | Apothecary Holdings, Inc. | Ownership | 100.000 | UnitedHealth Group Incorporated | | |
| | | .0000 | 26-4241458 | | | | Optum Pharmacy 803, Inc. | AZ | NIA | Apothecary Holdings, Inc. | Ownership | 100.000 | UnitedHealth Group Incorporated | | |
| | | .0000 | 26-0583808 | | | | Optum Pharmacy 805, Inc. | AZ | NIA | Apothecary Holdings, Inc. | Ownership | 100.000 | UnitedHealth Group Incorporated | | |
| | | .0000 | 27-0121303 | | | | Optum Pharmacy 806, Inc. | CA | NIA | Apothecary Holdings, Inc. | Ownership | 100.000 | UnitedHealth Group Incorporated | | |
| | | .0000 | 20-4581265 | | | | Optum Public Sector Solutions, Inc. | DE | NIA | OptumInsight, Inc. | Ownership | 100.000 | UnitedHealth Group Incorporated | | |
| | | .0000 | 46-3328009 | | | | Optum Rocket, Inc. | DE | NIA | OptumInsight, Inc. | Ownership | 100.000 | UnitedHealth Group Incorporated | | |
| | | .0000 | 26-0543382 | | | | Optum Senior Services, LLC | AL | NIA | Optum Hospice Pharmacy Services, LLC Optum Operations (Ireland) Unlimited Company | Ownership | 100.000 | UnitedHealth Group Incorporated | | |
| | | .0000 | 98-1307821 | | | | Optum Services (Ireland) Limited | IRL | NIA | Optum, Inc. | Ownership | 100.000 | UnitedHealth Group Incorporated | | |
| | | .0000 | 66-0870003 | | | | Optum Services (Puerto Rico) LLC | PRI | NIA | UnitedHealthcare International III B.V. | Ownership | 100.000 | UnitedHealth Group Incorporated | | |
| | | .0000 | 45-4683454 | | | | Optum Services, Inc. | DE | NIA | Amil Assistência Médica Internacional S.A. | Ownership | 100.000 | UnitedHealth Group Incorporated | | |
| | | .0000 | 98-1284698 | | | | Optum Solutions do Brasil – Tecnologia e Serviços de Suporte Ltda. | BRA | NIA | Cemed Care – Empresa de Atendimento Clínico Geral Ltda. | Ownership | 100.000 | UnitedHealth Group Incorporated | | |
| | | .0000 | 98-1284698 | | | | Optum Solutions do Brasil – Tecnologia e Serviços de Suporte Ltda. | BRA | NIA | Optum Health & Technology Holdings (US), Inc. | Ownership | 0.000 | UnitedHealth Group Incorporated | | |
| | | .0000 | 98-0644599 | | | | Optum Solutions UK Holdings Limited | GBR | NIA | OptumInsight, Inc. | Ownership | 100.000 | UnitedHealth Group Incorporated | | |
| | | .0000 | 46-5713629 | | | | Optum Technology, LLC | DE | NIA | Optum Solutions UK Holdings Limited | Ownership | 100.000 | UnitedHealth Group Incorporated | | |
| | | .0000 | 98-1097769 | | | | Optum UK Solutions Group Limited | GBR | NIA | Collaborative Care Holdings, LLC | Ownership | 93.000 | UnitedHealth Group Incorporated | | |
| | | .0000 | 85-0735012 | | | | Optum Washington Network, LLC | WA | NIA | My Wellness Solutions, LLC | Ownership | 100.000 | UnitedHealth Group Incorporated | | |
| | | .0000 | 58-2205984 | | | | Optum Women's and Children's Health, LLC | DE | NIA | United HealthCare Services, Inc. | Ownership | 100.000 | UnitedHealth Group Incorporated | | |
| | | .0000 | 30-0580620 | 3119994 | | | Optum, Inc. | DE | NIA | Optum Rocket, Inc. | Ownership | 69.000 | UnitedHealth Group Incorporated | | |
| | | .0000 | 46-3983926 | | | | Optum360 Services, Inc. | DE | NIA | OptumInsight, Inc. | Ownership | 100.000 | UnitedHealth Group Incorporated | | |
| | | .0000 | 82-3446942 | | | | Optum360 Solutions, LLC | DE | NIA | Optum Rocket, Inc. | Ownership | 69.000 | UnitedHealth Group Incorporated | | |
| | | .0000 | 46-3328307 | | | | Optum360, LLC | DE | NIA | OptumCare ACO Holdings, LLC | Ownership | 100.000 | UnitedHealth Group Incorporated | | |
| | | .0000 | 45-3007684 | | | | OptumCare ACO Florida, LLC | FL | NIA | OptumCare Management, LLC | Ownership | 100.000 | UnitedHealth Group Incorporated | | |
| | | .0000 | 45-3006976 | | | | OptumCare ACO Holdings, LLC | CA | NIA | OptumCare New Mexico, LLC | Ownership | 100.000 | UnitedHealth Group Incorporated | | |
| | | .0000 | 30-0940296 | | | | OptumCare ACO New Mexico, LLC | DE | NIA | OptumCare Holdings, LLC | Ownership | 100.000 | UnitedHealth Group Incorporated | | |
| | | .0000 | 47-1422097 | | | | OptumCare Clinical Trials, LLC | DE | NIA | OptumCare Colorado, LLC | Ownership | 100.000 | UnitedHealth Group Incorporated | | |
| | | .0000 | 35-2597463 | | | | OptumCare Colorado ASC, LLC | CO | NIA | OptumCare Holdings Colorado, LLC | Ownership | 100.000 | UnitedHealth Group Incorporated | | |
| | | .0000 | 47-2218380 | | | | OptumCare Colorado Springs, LLC | CO | NIA | OptumCare Management, LLC | Ownership | 100.000 | UnitedHealth Group Incorporated | | |
| | | .0000 | 47-2196783 | | | | OptumCare Colorado, LLC | CO | NIA | OptumCare New Mexico, LLC | Ownership | 100.000 | UnitedHealth Group Incorporated | | |
| | | .0000 | 26-1508741 | | | | OptumCare Endoscopy Center New Mexico, LLC | NM | NIA | OptumCare Florida, LLC | Ownership | 100.000 | UnitedHealth Group Incorporated | | |
| | | .0000 | 82-2227280 | | | | OptumCare Florida CI, LLC | DE | NIA | OptumCare Management, LLC | Ownership | 100.000 | UnitedHealth Group Incorporated | | |
| | | .0000 | 87-0408859 | | | | OptumCare Florida, LLC | DE | NIA | OptumCare Colorado, LLC | Ownership | 85.000 | UnitedHealth Group Incorporated | | |
| | | .0000 | 30-0999065 | | | | OptumCare Management, LLC | CO | NIA | Collaborative Care Holdings, LLC | Ownership | 100.000 | UnitedHealth Group Incorporated | | |
| | | .0000 | 56-2592163 | | | | OptumCare Holdings Colorado, LLC | CA | NIA | OptumCare Management, LLC | Ownership | 100.000 | UnitedHealth Group Incorporated | | |
| | | .0000 | 95-4509662 | | | | OptumCare Holdings, LLC | CA | NIA | OptumCare Management, LLC | Ownership | 100.000 | UnitedHealth Group Incorporated | | |
| | | .0000 | 20-4043287 | | | | OptumCare Management, LLC | DE | NIA | Inspiris, Inc. | Ownership | 100.000 | UnitedHealth Group Incorporated | | |
| | | .0000 | 13-4138668 | | | | OptumCare New Mexico, LLC | DE | NIA | OptumCare Management, LLC | Ownership | 100.000 | UnitedHealth Group Incorporated | | |
| | | .0000 | 45-3462809 | | | | OptumCare New York IPA, Inc. | NY | NIA | SC Affiliates, LLC | Ownership | 100.000 | UnitedHealth Group Incorporated | | |
| | | .0000 | 45-3462809 | | | | OptumCare South Florida, LLC | FL | NIA | OptumInsight, Inc. | Ownership | 100.000 | UnitedHealth Group Incorporated | | |
| | | .0000 | 84-3504842 | | | | OptumCare Specialty Practices, LLC | DE | NIA | OptumHealth Holdings, LLC | Ownership | 100.000 | UnitedHealth Group Incorporated | | |
| | | .0000 | 41-1591944 | | | | OptumHealth Care Solutions, LLC | DE | NIA | Optum, Inc. | Ownership | 100.000 | UnitedHealth Group Incorporated | | |
| | | .0000 | 47-0858530 | | | | OptumHealth Financial Services, Inc. | DE | NIA | | Ownership | 100.000 | UnitedHealth Group Incorporated | | |
| | | .0000 | 47-1192395 | | | | OptumHealth Holdings, LLC | DE | NIA | | Ownership | 100.000 | UnitedHealth Group Incorporated | | |

STATEMENT AS OF SEPTEMBER 30, 2020 OF THE UnitedHealthcare of Ohio, Inc.

SCHEDULE Y
PART 1A - DETAIL OF INSURANCE HOLDING COMPANY SYSTEM

| 1 | 2 | 3 | 4 | 5 | 6 | 7 | 8 | 9 | 10 | 11 | 12 | 13 | 14 | 15 | 16 |
|------------|---------------------------------|-------------------|------------|--------------|-----|--|---|----------------------|----------------------------------|--|--|--|--|----------------------------------|----|
| Group Code | Group Name | NAIC Company Code | ID Number | Federal RSSD | CIK | Name of Securities Exchange if Publicly Traded (U.S. or International) | Names of Parent, Subsidiaries Or Affiliates | Domiciliary Location | Relationship to Reporting Entity | Directly Controlled by (Name of Entity/Person) | Type of Control (Ownership, Board, Management, Attorney-in-Fact, Influence, Other) | If Control is Ownership Provide Percentage | Ultimate Controlling Entity(ies)/Person(s) | Is an SCA Filing Required? (Y/N) | * |
| | | .0000 | 98-1106868 | | | | OptumHealth International B.V. | NLD | NIA | Catamaran S.á.r.l. | Ownership | 100.000 | UnitedHealth Group Incorporated | | |
| | | .0000 | | | | | OptumInsight Holdings, LLC | DE | NIA | Optum, Inc. | Ownership | 100.000 | UnitedHealth Group Incorporated | | |
| | | .0000 | 98-1401978 | | | | OptumInsight India Private Limited | IND | NIA | The Advisory Board Company | Ownership | 0.935 | UnitedHealth Group Incorporated | | |
| | | .0000 | 98-1401978 | | | | OptumInsight India Private Limited | IND | NIA | ABCO International Holdings, LLC | Ownership | 99.065 | UnitedHealth Group Incorporated | | |
| | | .0000 | 04-3383745 | | | | OptumInsight Life Sciences, Inc. | DE | NIA | OptumInsight, Inc. | Ownership | 100.000 | UnitedHealth Group Incorporated | | |
| | | .0000 | 41-1858498 | | | | OptumInsight, Inc. | DE | NIA | OptumInsight Holdings, LLC | Ownership | 100.000 | UnitedHealth Group Incorporated | | |
| | | .0000 | 75-2578509 | | | | OptumRx Administrative Services, LLC | TX | NIA | OptumRx Holdings I, LLC | Ownership | 100.000 | UnitedHealth Group Incorporated | | |
| | | .0000 | 31-1728846 | | | | OptumRx Discount Card Services, LLC | DE | NIA | OptumRx PBM of Illinois, Inc. | Ownership | 100.000 | UnitedHealth Group Incorporated | | |
| | | .0000 | 47-4734235 | | | | OptumRx Group Holdings, Inc. | DE | NIA | Optum, Inc. | Ownership | 100.000 | UnitedHealth Group Incorporated | | |
| | | .0000 | 46-0666840 | | | | OptumRx Health Solutions, LLC | DE | NIA | OptumRx Administrative Services, LLC | Ownership | 100.000 | UnitedHealth Group Incorporated | | |
| | | .0000 | 80-0870454 | | | | OptumRx Holdings I, LLC | DE | NIA | OptumRx Group Holdings, Inc. | Ownership | 100.000 | UnitedHealth Group Incorporated | | |
| | | .0000 | | | | | OptumRx Holdings, LLC | DE | NIA | Optum, Inc. | Ownership | 100.000 | UnitedHealth Group Incorporated | | |
| | | .0000 | 34-1472211 | | | | OptumRx Home Delivery of Ohio, LLC | OH | NIA | OptumRx Health Solutions, LLC | Ownership | 100.000 | UnitedHealth Group Incorporated | | |
| | | .0000 | 20-0218027 | | | | OptumRx IPA III, Inc. | NY | NIA | OptumRx PBM of Maryland, LLC | Ownership | 100.000 | UnitedHealth Group Incorporated | | |
| | | .0000 | 20-0151096 | | | | OptumRx NY IPA, Inc. | NY | NIA | OptumRx, Inc. | Ownership | 100.000 | UnitedHealth Group Incorporated | | |
| | | .0000 | 27-3419292 | | | | OptumRx of Pennsylvania, LLC | DE | NIA | OptumRx Health Solutions, LLC | Ownership | 100.000 | UnitedHealth Group Incorporated | | |
| | | .0000 | 11-2581812 | | | | OptumRx PBM of Illinois, Inc. | DE | NIA | OptumRx Administrative Services, LLC | Ownership | 100.000 | UnitedHealth Group Incorporated | | |
| | | .0000 | 88-0361447 | | | | OptumRx PBM of Maryland, LLC | NV | NIA | OptumRx Health Solutions, LLC | Ownership | 100.000 | UnitedHealth Group Incorporated | | |
| | | .0000 | 03-0592263 | | | | OptumRx PBM of Pennsylvania, LLC | PA | NIA | OptumRx of Pennsylvania, LLC | Ownership | 100.000 | UnitedHealth Group Incorporated | | |
| | | .0000 | 38-3693753 | | | | OptumRx PBM of Wisconsin, LLC | WI | NIA | OptumRx PBM of Illinois, Inc. | Ownership | 100.000 | UnitedHealth Group Incorporated | | |
| | | .0000 | 16-1767416 | | | | OptumRx PD of Pennsylvania, LLC | PA | NIA | OptumRx of Pennsylvania, LLC | Ownership | 100.000 | UnitedHealth Group Incorporated | | |
| | | .0000 | 88-0373347 | | | | OptumRx Pharmacy of Nevada, Inc. | NV | NIA | OptumRx Health Solutions, LLC | Ownership | 100.000 | UnitedHealth Group Incorporated | | |
| | | .0000 | 47-3146510 | | | | OptumRx Pharmacy, Inc. | DE | NIA | OptumRx, Inc. | Ownership | 100.000 | UnitedHealth Group Incorporated | | |
| | | .0000 | 33-0441200 | | | | OptumRx, Inc. | CA | NIA | OptumRx Holdings, LLC | Ownership | 100.000 | UnitedHealth Group Incorporated | | |
| | | .0000 | 52-2016292 | | | | OptumServe Technology Services, Inc. | MD | NIA | OptumInsight, Inc. | Ownership | 100.000 | UnitedHealth Group Incorporated | | |
| | | .0000 | 22-3883387 | | | | Oregon Outpatient Surgery Center, LLC | OR | NIA | Providence & SCA Off-Campus Holdings, LLC | Ownership | 51.180 | UnitedHealth Group Incorporated | | 3 |
| | | .0000 | 59-3125869 | | | | Orlando Center for Outpatient Surgery, L.P. | GA | NIA | Surgical Health Of Orlando, LLC | Ownership | 51.000 | UnitedHealth Group Incorporated | | |
| | | .0000 | 46-2742615 | | | | Orthology Inc. | DE | NIA | UnitedHealth Group Ventures, LLC | Ownership | 80.000 | UnitedHealth Group Incorporated | | |
| | | .0000 | | | | | Orthology Mid-Atlantic Chiropractic, Inc. | DE | NIA | Orthology Inc. | Ownership | 100.000 | UnitedHealth Group Incorporated | | |
| | | .0000 | | | | | Orthology Mid-Atlantic Physical Therapy, Inc. | DE | NIA | Orthology Inc. | Ownership | 100.000 | UnitedHealth Group Incorporated | | |
| | | .0000 | 46-2881462 | | | | Orthology Mid-Atlantic, Inc. | DE | NIA | Orthology Inc. | Ownership | 100.000 | UnitedHealth Group Incorporated | | |
| | | .0000 | 13-3960641 | | | | OrthoNet Holdings, Inc. | DE | NIA | OptumHealth Care Solutions, LLC | Ownership | 100.000 | UnitedHealth Group Incorporated | | |
| | | .0000 | 13-3818652 | | | | OrthoNet LLC | NY | NIA | OrthoNet Holdings, Inc. | Ownership | 100.000 | UnitedHealth Group Incorporated | | |
| | | .0000 | 13-4025898 | | | | OrthoNet New York IPA, Inc. | NY | NIA | OrthoNet Holdings, Inc. | Ownership | 100.000 | UnitedHealth Group Incorporated | | |
| | | .0000 | 26-2884306 | | | | OrthoNet of the South, Inc. | DE | NIA | OrthoNet Holdings, Inc. | Ownership | 100.000 | UnitedHealth Group Incorporated | | |
| | | .0000 | 46-1581769 | | | | OrthoNet Services, Inc. | DE | NIA | OrthoNet Holdings, Inc. | Ownership | 100.000 | UnitedHealth Group Incorporated | | |
| | | .0000 | 20-0221966 | | | | OrthoNet West, Inc. | DE | NIA | OrthoNet Holdings, Inc. | Ownership | 100.000 | UnitedHealth Group Incorporated | | |
| | | .0000 | 81-2594417 | | | | Orthopedic Surgery Center of Palm Beach County, LLC | FL | NIA | SCA-Palm Beach, LLC | Ownership | 18.500 | UnitedHealth Group Incorporated | | 3 |
| | | .0000 | 41-1921007 | | | | Ovations, Inc. | DE | NIA | United HealthCare Services, Inc. | Ownership | 100.000 | UnitedHealth Group Incorporated | | |
| | | .0000 | 06-1587795 | | | | Oxford Benefit Management, Inc. | CT | NIA | Oxford Health Plans LLC | Ownership | 100.000 | UnitedHealth Group Incorporated | | |
| .0707 | UnitedHealth Group Incorporated | 78026 | 22-2797560 | | | | Oxford Health Insurance, Inc. | NY | IA | UnitedHealthcare Insurance Company | Ownership | 100.000 | UnitedHealth Group Incorporated | | |
| .0707 | UnitedHealth Group Incorporated | 96798 | 06-1181201 | | | | Oxford Health Plans (CT), Inc. | CT | IA | Oxford Health Plans LLC | Ownership | 100.000 | UnitedHealth Group Incorporated | | |
| .0707 | UnitedHealth Group Incorporated | 95506 | 22-2745725 | | | | Oxford Health Plans (NJ), Inc. | NJ | IA | Oxford Health Plans LLC | Ownership | 100.000 | UnitedHealth Group Incorporated | | |
| .0707 | UnitedHealth Group Incorporated | 95479 | 06-1181200 | | | | Oxford Health Plans (NY), Inc. | NY | IA | Oxford Health Plans LLC | Ownership | 100.000 | UnitedHealth Group Incorporated | | |
| | | .0000 | 52-2443751 | | | | Oxford Health Plans LLC | DE | NIA | UnitedHealth Group Incorporated | Ownership | 100.000 | UnitedHealth Group Incorporated | | |
| | | .0000 | 27-0008097 | | | | P2P Link, LLC | DE | NIA | SRPS, LLC | Ownership | 100.000 | UnitedHealth Group Incorporated | | |
| | | .0000 | 33-0704734 | | | | Pacific Cardiovascular Associates Medical Group, Inc. | CA | NIA | Via Vitae MSO, LLC | Ownership | 0.000 | UnitedHealth Group Incorporated | | |
| | | .0000 | 75-2857077 | | | | Pacific Casualty Company, Inc. | HI | IA | USHEALTH Group, Inc. | Ownership | 100.000 | UnitedHealth Group Incorporated | | |
| .0707 | UnitedHealth Group Incorporated | 70785 | 35-1137395 | | | | PacificCare Life and Health Insurance Company | IN | IA | United HealthCare Services, Inc. | Ownership | 100.000 | UnitedHealth Group Incorporated | | |
| .0707 | UnitedHealth Group Incorporated | 84506 | 95-2829463 | | | | PacificCare Life Assurance Company | CO | IA | United HealthCare Services, Inc. | Ownership | 100.000 | UnitedHealth Group Incorporated | | |

16.18

SCHEDULE Y PART 1A - DETAIL OF INSURANCE HOLDING COMPANY SYSTEM

| 1 | 2 | 3 | 4 | 5 | 6 | 7 | 8 | 9 | 10 | 11 | 12 | 13 | 14 | 15 | 16 |
|------------|---------------------------------|-------------------|------------|--------------|-----|--|---|----------------------|----------------------------------|--|--|--|--|----------------------------------|----|
| Group Code | Group Name | NAIC Company Code | ID Number | Federal RSSD | CIK | Name of Securities Exchange if Publicly Traded (U.S. or International) | Names of Parent, Subsidiaries Or Affiliates | Domiciliary Location | Relationship to Reporting Entity | Directly Controlled by (Name of Entity/Person) | Type of Control (Ownership, Board, Management, Attorney-in-Fact, Influence, Other) | If Control is Ownership Provide Percentage | Ultimate Controlling Entity(ies)/Person(s) | Is an SCA Filing Required? (Y/N) | * |
| .0707 | UnitedHealth Group Incorporated | .95617 | 94-3267522 | | | | PacifiCare of Arizona, Inc. | AZ | IA | United HealthCare Services, Inc. | Ownership | 100.000 | UnitedHealth Group Incorporated | | |
| .0707 | UnitedHealth Group Incorporated | .95434 | 84-1011378 | | | | PacifiCare of Colorado, Inc. | CO | IA | United HealthCare Services, Inc. | Ownership | 100.000 | UnitedHealth Group Incorporated | | |
| .0707 | UnitedHealth Group Incorporated | .95685 | 86-0875231 | | | | PacifiCare of Nevada, Inc. | NV | IA | United HealthCare Services, Inc. | Ownership | 100.000 | UnitedHealth Group Incorporated | | |
| | | .00000 | 98-1444613 | | | | Pacificco S.A. Entidad Prestadora de Salud EPS | PER | NIA | Empremédica S. A. | Ownership | 50.000 | UnitedHealth Group Incorporated | | .1 |
| | | .00000 | 48-1255983 | | | | Panama City Surgery Center, LLC | FL | NIA | SCA-Panama City Holdings, LLC | Ownership | 53.120 | UnitedHealth Group Incorporated | | |
| | | .00000 | 62-1595402 | | | | Paoli Ambulatory Surgery Center | PA | NIA | SCA-Paoli, LLC | Ownership | 51.000 | UnitedHealth Group Incorporated | | |
| | | .00000 | 45-1484375 | | | | Park Hill Surgery Center, LLC | TX | NIA | Surgical Care Affiliates, LLC | Influence | 0.000 | UnitedHealth Group Incorporated | | |
| | | .00000 | 20-4127100 | | | | Parkway Surgery Center, LLC | TX | NIA | SCA-Hagerstown, LLC | Ownership | 78.400 | UnitedHealth Group Incorporated | | |
| | | .00000 | 63-1271644 | | | | Pasteur Plaza Surgery Center GP, Inc. | DE | NIA | ASC Network, LLC | Ownership | 100.000 | UnitedHealth Group Incorporated | | |
| | | .00000 | | | | | Patrimonio Autónomo Nueva Clínica | COL | NIA | Promotora Country S.A. | Ownership | 0.230 | UnitedHealth Group Incorporated | | .1 |
| | | .00000 | | | | | Patrimonio Autónomo Nueva Clínica | COL | NIA | Banmedica Internacional SpA | Ownership | 9.670 | UnitedHealth Group Incorporated | | .1 |
| | | .00000 | | | | | Patrimonio Autónomo Nueva Clínica | COL | NIA | Clínica del Country S.A. | Ownership | 65.180 | UnitedHealth Group Incorporated | | .1 |
| | | .00000 | 62-1451147 | | | | Payment Resolution Services, LLC | TN | NIA | OptumInsight, Inc. | Ownership | 100.000 | UnitedHealth Group Incorporated | | |
| | | .00000 | 75-3265056 | | | | PCCCV, Inc. | CA | NIA | PrimeCare Medical Network, Inc. | Ownership | 100.000 | UnitedHealth Group Incorporated | | |
| .0707 | UnitedHealth Group Incorporated | .13607 | 20-5662149 | | | | Peoples Health, Inc. | LA | IA | New Orleans Regional Physician Hospital Organization, L.L.C. | Ownership | 100.000 | UnitedHealth Group Incorporated | | |
| | | .00000 | 20-5608977 | | | | Perham Physical Therapy, LTD | MIN | NIA | Orthology Inc. | Ownership | 100.000 | UnitedHealth Group Incorporated | | |
| | | .00000 | 58-1978405 | | | | Perimeter Center for Outpatient Surgery, L.P. | GA | NIA | SHC Atlanta, LLC | Ownership | 26.643 | UnitedHealth Group Incorporated | | .3 |
| | | .00000 | 47-5449645 | | | | Pharmaceutical Technologies Independent Practice Association, LLC | NY | NIA | Pharmaceutical Technologies, Inc. | Ownership | 100.000 | UnitedHealth Group Incorporated | | |
| | | .00000 | 47-0764793 | | | | Pharmaceutical Technologies, Inc. | NE | NIA | Diplomat Pharmacy, Inc. | Ownership | 100.000 | UnitedHealth Group Incorporated | | |
| | | .00000 | 35-2288416 | | | | PHC Subsidiary Holdings, LLC | TX | NIA | United HealthCare Services, Inc. | Ownership | 100.000 | UnitedHealth Group Incorporated | | |
| | | .00000 | 81-2902954 | | | | Physician Alliance of the Rockies, LLC | CO | NIA | New West Physicians, Inc. | Ownership | 100.000 | UnitedHealth Group Incorporated | | |
| | | .00000 | 95-4747379 | | | | Physician Associates of the Greater San Gabriel Valley, a Medical Group | CA | NIA | HealthCare Partners Affiliates Medical Group | Ownership | 100.000 | UnitedHealth Group Incorporated | | .2 |
| | | .00000 | 30-0516435 | | | | Physician Partners Medical Group, Inc. | CA | NIA | Physician(s) Owned | Influence | 0.000 | UnitedHealth Group Incorporated | | .2 |
| | | .00000 | 91-1822767 | | | | Physicians Care Network, L.L.C. | WA | NIA | Physician(s) Owned | Influence | 0.000 | UnitedHealth Group Incorporated | | .2 |
| | | .00000 | 59-3438026 | | | | Physicians Day Surgery Center, LLC | FL | NIA | SCA-Naples, LLC | Ownership | 51.000 | UnitedHealth Group Incorporated | | |
| .0707 | UnitedHealth Group Incorporated | .11494 | 04-3677255 | | | | Physicians Health Choice of Texas, LLC | TX | IA | PHC Subsidiary Holdings, LLC | Ownership | 100.000 | UnitedHealth Group Incorporated | | |
| | | .00000 | 52-1162824 | | | | Physicians Health Plan of Maryland, Inc. | MD | NIA | United HealthCare Services, Inc. | Ownership | 100.000 | UnitedHealth Group Incorporated | | |
| | | .00000 | 84-1498816 | | | | Pinnacle III, LLC | CO | NIA | SCA Pinnacle Holdings, LLC | Ownership | 100.000 | UnitedHealth Group Incorporated | | |
| | | .00000 | 98-1388873 | | | | Piano de Saúde Ana Costa Ltda. | BRA | IA | Santos Administração e Participações S.A. | Ownership | 25.140 | UnitedHealth Group Incorporated | | |
| | | .00000 | 98-1388873 | | | | Piano de Saúde Ana Costa Ltda. | BRA | IA | Anil Assistência Médica Internacional S.A. | Ownership | 74.860 | UnitedHealth Group Incorporated | | |
| | | .00000 | 66-0742844 | | | | Plus One Health Management Puerto Rico, Inc. | PRI | NIA | Plus One Holdings, Inc. | Ownership | 100.000 | UnitedHealth Group Incorporated | | |
| | | .00000 | 13-3613705 | | | | Plus One Holdings, Inc. | DE | NIA | OptumHealth Care Solutions, LLC | Ownership | 100.000 | UnitedHealth Group Incorporated | | |
| | | .00000 | 80-0670247 | | | | PMI Acquisition, LLC | DE | NIA | Progressive Enterprises Holdings, Inc. | Ownership | 100.000 | UnitedHealth Group Incorporated | | |
| | | .00000 | 26-3148744 | | | | PMSI Holdings, LLC | DE | NIA | Progressive Enterprises Holdings, Inc. | Ownership | 100.000 | UnitedHealth Group Incorporated | | |
| | | .00000 | 59-3166848 | | | | PMSI Settlement Solutions, LLC | FL | NIA | PMSI Holdings, LLC | Ownership | 100.000 | UnitedHealth Group Incorporated | | |
| | | .00000 | 56-2422696 | | | | PMSI, LLC | FL | NIA | PMSI Holdings, LLC | Ownership | 100.000 | UnitedHealth Group Incorporated | | |
| | | .00000 | 98-1083164 | | | | Polar II Fundo de Investimento em Participações Multiestrategia | BRA | NIA | UnitedHealthcare Internacional IV S.á r.l. | Ownership | 100.000 | UnitedHealth Group Incorporated | | |
| | | .00000 | 47-5563848 | | | | Polo Holdco, LLC | DE | NIA | Collaborative Care Holdings, LLC | Ownership | 80.100 | UnitedHealth Group Incorporated | | |
| | | .00000 | 83-3042027 | | | | Polyclinic Holdings, P.C. | WA | NIA | Physician(s) Owned | Influence | 0.000 | UnitedHealth Group Incorporated | | .2 |
| | | .00000 | 46-0508606 | | | | Polyclinic Management Services Company, LLC | WA | NIA | The Polyclinic, PLLC | Ownership | 100.000 | UnitedHealth Group Incorporated | | .2 |
| | | .00000 | 46-5415205 | | | | POMCO Network, Inc. | NY | NIA | POMCO, Inc. | Ownership | 100.000 | UnitedHealth Group Incorporated | | |
| | | .00000 | 15-0581348 | | | | POMCO, Inc. | NY | NIA | UMR, Inc. | Ownership | 100.000 | UnitedHealth Group Incorporated | | |
| | | .00000 | 33-0261822 | | | | Pomerado Outpatient Surgical Center, Inc. | CA | NIA | ASC Network, LLC | Ownership | 100.000 | UnitedHealth Group Incorporated | | |
| | | .00000 | 33-0752699 | | | | Pomerado Outpatient Surgical Center, L.P. | CA | NIA | Pomerado Outpatient Surgical Center, Inc. | Ownership | 57.500 | UnitedHealth Group Incorporated | | |
| | | .00000 | 30-0844501 | | | | Post-Acute Care Center for Research, LLC | DE | NIA | naviHealth, Inc. | Ownership | 100.000 | UnitedHealth Group Incorporated | | |
| | | .00000 | 27-1454121 | | | | PPH Holdings, LLC | DE | NIA | Practice Partners in Healthcare, Inc. | Ownership | 100.000 | UnitedHealth Group Incorporated | | |

SCHEDULE Y PART 1A - DETAIL OF INSURANCE HOLDING COMPANY SYSTEM

| 1 | 2 | 3 | 4 | 5 | 6 | 7 | 8 | 9 | 10 | 11 | 12 | 13 | 14 | 15 | 16 |
|------------|---------------------------------|-------------------|------------|--------------|---|--|--|-----------------------|-----------------------------------|--|--|--|--|-----------------------------------|----|
| Group Code | Group Name | NAIC Company Code | ID Number | Federal RSSD | CIK | Name of Securities Exchange if Publicly Traded (U.S. or International) | Names of Parent, Subsidiaries Or Affiliates | Domi-ciliary Location | Relation-ship to Reporting Entity | Directly Controlled by (Name of Entity/Person) | Type of Control (Ownership, Board, Management, Attorney-in-Fact, Influence, Other) | If Control is Ownership Provide Percentage | Ultimate Controlling Entity(ies)/Person(s) | Is an SCA Filing Re-quired? (Y/N) | * |
| 0707 | UnitedHealth Group Incorporated | .0000 | 24-1453981 | | | | PPH Management Company, L.L.C. | DE | NIA | Practice Partners in Healthcare, Inc. | Ownership | 100.000 | UnitedHealth Group Incorporated | | |
| | | .0000 | 26-4490039 | | | | PPH-Columbia, Inc. | DE | NIA | Practice Partners in Healthcare, Inc. | Ownership | 100.000 | UnitedHealth Group Incorporated | | |
| | | .0000 | 26-4489980 | | | | PPH-Gardendale, Inc. | DE | NIA | Practice Partners in Healthcare, Inc. | Ownership | 100.000 | UnitedHealth Group Incorporated | | |
| | | .0000 | 76-0770414 | | | | Practice Partners in Healthcare, Inc. | DE | NIA | SCA-Practice Partners Holdings, LLC | Ownership | 100.000 | UnitedHealth Group Incorporated | | |
| | | .0000 | 75-2225186 | | | | Precision Dialing Services, Inc. | DE | NIA | USHEALTH Career Agency, Inc. | Ownership | 100.000 | UnitedHealth Group Incorporated | | |
| | | .0000 | 65-0683927 | | | | Preferred Care Partners Holding, Corp. | FL | NIA | United HealthCare Services, Inc. | Ownership | 100.000 | UnitedHealth Group Incorporated | | |
| | | .0000 | 26-1845018 | | | | Preferred Care Partners Medical Group, Inc. | FL | NIA | Preferred Care Partners Holding, Corp. | Ownership | 100.000 | UnitedHealth Group Incorporated | | |
| | | .11176 | 65-0885893 | | | | Preferred Care Partners, Inc. | FL | IA | Preferred Care Partners Holding, Corp. | Ownership | 100.000 | UnitedHealth Group Incorporated | | |
| | | .0000 | 75-3265059 | | | | Premier Choice ACO, Inc. | CA | NIA | PrimeCare Medical Network, Inc. | Ownership | 100.000 | UnitedHealth Group Incorporated | | |
| | | .0000 | 72-1378216 | | | | Premier Surgery Center of Louisville, L.P. | TN | NIA | SCA Premier Surgery Center of Louisville, LLC | Ownership | 51.000 | UnitedHealth Group Incorporated | | |
| | | .0000 | 20-1499748 | | | | Premiere Medical Resources, LLC | DE | NIA | Unity Health Network, LLC | Ownership | 100.000 | UnitedHealth Group Incorporated | | |
| | | .0000 | 33-0527335 | | | | Primary Care Associated Medical Group, Inc. | CA | NIA | NAMM Medical Group Holdings, Inc. | Ownership | 100.000 | UnitedHealth Group Incorporated | | 2 |
| | | .0000 | 30-0516440 | | | | Prime Community Care, Inc. | CA | NIA | Physician(s) Owned | Influence | 0.000 | UnitedHealth Group Incorporated | | 2 |
| | | .0000 | 88-0253112 | | | | Prime Health, Inc. | NV | NIA | Sierra Health Services, Inc. | Ownership | 100.000 | UnitedHealth Group Incorporated | | |
| | | .0000 | 33-0645768 | | | | PrimeCare Medical Group of Chino Valley, Inc. | CA | NIA | Physician(s) Owned | Influence | 0.000 | UnitedHealth Group Incorporated | | 2 |
| | | .0000 | 33-0607478 | | | | PrimeCare Medical Network, Inc. | CA | NIA | NAMM Holdings, Inc. | Ownership | 100.000 | UnitedHealth Group Incorporated | | |
| | | .0000 | 87-0757397 | | | | PrimeCare of Citrus Valley, Inc. | CA | NIA | PrimeCare Medical Network, Inc. | Ownership | 80.000 | UnitedHealth Group Incorporated | | |
| | | .0000 | 33-0674407 | | | | PrimeCare of Corona, Inc. | CA | NIA | PrimeCare Medical Network, Inc. | Ownership | 100.000 | UnitedHealth Group Incorporated | | |
| | | .0000 | 33-0674401 | | | | PrimeCare of Hemet Valley, Inc. | CA | NIA | PrimeCare Medical Network, Inc. | Ownership | 100.000 | UnitedHealth Group Incorporated | | |
| | | .0000 | 33-0674408 | | | | PrimeCare of Inland Valley, Inc. | CA | NIA | PrimeCare Medical Network, Inc. | Ownership | 100.000 | UnitedHealth Group Incorporated | | |
| | | .0000 | 33-0674402 | | | | PrimeCare of Moreno Valley, Inc. | CA | NIA | PrimeCare Medical Network, Inc. | Ownership | 100.000 | UnitedHealth Group Incorporated | | |
| | | .0000 | 33-0674400 | | | | PrimeCare of Redlands, Inc. | CA | NIA | PrimeCare Medical Network, Inc. | Ownership | 100.000 | UnitedHealth Group Incorporated | | |
| | | .0000 | 33-0674404 | | | | PrimeCare of Riverside, Inc. | CA | NIA | PrimeCare Medical Network, Inc. | Ownership | 100.000 | UnitedHealth Group Incorporated | | |
| | | .0000 | 14-1915328 | | | | PrimeCare of San Bernardino, Inc. | CA | NIA | PrimeCare Medical Network, Inc. | Ownership | 100.000 | UnitedHealth Group Incorporated | | |
| | | .0000 | 33-0698439 | | | | PrimeCare of Sun City, Inc. | CA | NIA | PrimeCare Medical Network, Inc. | Ownership | 100.000 | UnitedHealth Group Incorporated | | |
| | | .0000 | 33-0674409 | | | | PrimeCare of Temecula, Inc. | CA | NIA | PrimeCare Medical Network, Inc. | Ownership | 100.000 | UnitedHealth Group Incorporated | | |
| | | .0000 | 14-1873402 | | | | Procura Management, Inc. | DE | NIA | Healthcare Solutions, Inc. | Ownership | 100.000 | UnitedHealth Group Incorporated | | |
| | | .0000 | 27-4371197 | | | | Progressive Enterprises Holdings, Inc. | DE | NIA | OptumRx, Inc. | Ownership | 100.000 | UnitedHealth Group Incorporated | | |
| | | .0000 | 31-1192384 | | | | Progressive Medical, LLC | OH | NIA | PMI Acquisition, LLC | Ownership | 100.000 | UnitedHealth Group Incorporated | | |
| | | .0000 | 45-4469117 | | | | ProHEALTH Accountable Care Medical Group, PLLC | NY | NIA | ProHEALTH Care Associates, L.L.P. | Ownership | 100.000 | UnitedHealth Group Incorporated | | 2 |
| | | .0000 | 11-3447394 | | | | ProHEALTH Ambulatory Surgery Center, Inc. | NY | NIA | Physician(s) Owned | Influence | 0.000 | UnitedHealth Group Incorporated | | 2 |
| | | .0000 | 47-5656253 | | | | ProHEALTH Care Associates of New Jersey LLP | NJ | NIA | Physician(s) Owned | Influence | 0.000 | UnitedHealth Group Incorporated | | 2 |
| | | .0000 | 11-3355604 | | | | ProHEALTH Care Associates, L.L.P. | NY | NIA | ProHEALTH Medical NY, P.C. | Ownership | 51.000 | UnitedHealth Group Incorporated | | 2 |
| | | .0000 | 47-1049961 | | | | ProHEALTH Medical Management, LLC | DE | NIA | Collaborative Care Holdings, LLC | Ownership | 100.000 | UnitedHealth Group Incorporated | | |
| | | .0000 | 47-1388406 | | | | ProHEALTH Medical NY, P.C. | NY | NIA | Physician(s) Owned | Influence | 0.000 | UnitedHealth Group Incorporated | | 2 |
| | | .0000 | 45-5470737 | | | | ProHealth Physicians ACO, LLC | CT | NIA | ProHealth Physicians, Inc. | Ownership | 100.000 | UnitedHealth Group Incorporated | | |
| | | .0000 | 06-1446075 | | | | ProHealth Physicians, Inc. | CT | NIA | Polo Holdco, LLC | Ownership | 100.000 | UnitedHealth Group Incorporated | | |
| | | .0000 | 06-1469068 | | | | ProHealth Physicians, P.C. | CT | NIA | Physician(s) Owned | Influence | 0.000 | UnitedHealth Group Incorporated | | 2 |
| | | .0000 | 32-0455430 | | | | ProHealth Proton Center Management, LLC | DE | NIA | ProHEALTH Medical Management, LLC | Ownership | 100.000 | UnitedHealth Group Incorporated | | |
| | | .0000 | 47-5661535 | | | | ProHEALTH Urgent Care Medicine of New Jersey LLP | NJ | NIA | Physician(s) Owned | Influence | 0.000 | UnitedHealth Group Incorporated | | 2 |
| | | .0000 | 46-1883579 | | | | ProHEALTH Urgent Care Medicine, PLLC | NY | NIA | ProHEALTH Care Associates, L.L.P. | Ownership | 100.000 | UnitedHealth Group Incorporated | | 2 |
| | | .0000 | 85-0496329 | | | | Project Titan, LLC | DE | NIA | Triple Aim Partners, LLC | Ownership | 96.000 | UnitedHealth Group Incorporated | | |
| | | .0000 | 22-3493126 | | | | Promotora Country S.A. | COL | NIA | Banmedica S.A. | Ownership | 50.000 | UnitedHealth Group Incorporated | | 1 |
| | | .0000 | 98-1444638 | | | | Pronounced Health Solutions, Inc. | DE | NIA | My Wellness Solutions, LLC | Ownership | 100.000 | UnitedHealth Group Incorporated | | |
| | | .0000 | 85-0775386 | | | | Prosemedic S.A.C. | PER | NIA | EPS | Ownership | 80.000 | UnitedHealth Group Incorporated | | |
| .0000 | 82-2400620 | | | | Prospero Health Partners Florida, Inc. | FL | NIA | Physician(s) Owned | Influence | 0.000 | UnitedHealth Group Incorporated | | 2 | | |
| .0000 | 84-4569314 | | | | Prospero Health Partners New York, P.C. | NY | NIA | Physician(s) Owned | Influence | 0.000 | UnitedHealth Group Incorporated | | 2 | | |
| .0000 | | | | | Prospero Health Partners North Carolina, P.C. | NC | NIA | Physician(s) Owned | Influence | 0.000 | UnitedHealth Group Incorporated | | 2 | | |

STATEMENT AS OF SEPTEMBER 30, 2020 OF THE UnitedHealthcare of Ohio, Inc.

SCHEDULE Y
PART 1A - DETAIL OF INSURANCE HOLDING COMPANY SYSTEM

| 1 | 2 | 3 | 4 | 5 | 6 | 7 | 8 | 9 | 10 | 11 | 12 | 13 | 14 | 15 | 16 |
|------------|---------------------------------|-------------------|------------|--------------|-----|--|--|------------------------|-----------------------------------|--|--|--|--|-----------------------------------|----|
| Group Code | Group Name | NAIC Company Code | ID Number | Federal RSSD | CIK | Name of Securities Exchange if Publicly Traded (U.S. or International) | Names of Parent, Subsidiaries Or Affiliates | Domi-ciliary Loca-tion | Relation-ship to Reporting Entity | Directly Controlled by (Name of Entity/Person) | Type of Control (Ownership, Board, Management, Attorney-in-Fact, Influence, Other) | If Control is Ownership Provide Percentage | Ultimate Controlling Entity(ies)/Person(s) | Is an SCA Filing Re-quired? (Y/N) | * |
| | | .0000 | 84-3234753 | | | | Prospero Health Partners, P.C. | MN | NIA | Physician(s) Owned | Influence | 0.000 | UnitedHealth Group Incorporated | | 2 |
| | | .0000 | 83-4217561 | | | | Prospero Management Services, LLC | DE | NIA | Triple Aim Partners, LLC | Ownership | 100.000 | UnitedHealth Group Incorporated | | |
| | | .0000 | 84-3844362 | | | | Prospero Medical Services New Jersey, P.C. | NJ | NIA | Physician(s) Owned | Influence | 0.000 | UnitedHealth Group Incorporated | | 2 |
| | | .0000 | 82-3765555 | | | | Providence & SCA Off-Campus Holdings, LLC | DE | NIA | SCA-Portland, LLC | Ownership | 40.000 | UnitedHealth Group Incorporated | | 3 |
| | | .0000 | 82-3270499 | | | | Providence & SCA On-Campus Holdings, LLC | DE | NIA | SCA-Portland, LLC | Ownership | 20.000 | UnitedHealth Group Incorporated | | 3 |
| | | .0000 | 90-0876656 | | | | PS Center, LLC | CA | NIA | Beach Surgical Holdings II, LLC | Ownership | 49.000 | UnitedHealth Group Incorporated | | 3 |
| | | .0000 | 46-1061132 | | | | PSC Bellevue, LLC | NE | NIA | Pharmaceutical Technologies, Inc. | Ownership | 100.000 | UnitedHealth Group Incorporated | | |
| | | .0000 | 46-1371723 | | | | PSC Coventry, LLC | NE | NIA | Pharmaceutical Technologies, Inc. | Ownership | 100.000 | UnitedHealth Group Incorporated | | |
| | | .0000 | 46-1367698 | | | | PSC Properties, LLC | NE | NIA | Pharmaceutical Technologies, Inc. | Ownership | 100.000 | UnitedHealth Group Incorporated | | |
| | | .0000 | 46-3901920 | | | | Pulse Platform, LLC | DE | NIA | Rally Health, Inc. | Ownership | 100.000 | UnitedHealth Group Incorporated | | |
| | | .0000 | 62-1804707 | | | | QoL Acquisition Holdings Corp. | DE | NIA | Genoa Healthcare, Inc. | Ownership | 100.000 | UnitedHealth Group Incorporated | | |
| | | .0000 | 35-2493256 | | | | R Cubed, Inc. | TN | NIA | naviHealth SM Holdings, Inc. | Ownership | 100.000 | UnitedHealth Group Incorporated | | |
| | | .0000 | 80-0947972 | | | | Rally Health, Inc. | DE | NIA | Optum Digital Health Holdings, LLC | Ownership | 100.000 | UnitedHealth Group Incorporated | | |
| | | .0000 | | | | | Real Appeal, Inc. | DE | NIA | Rally Health, Inc. | Ownership | 100.000 | UnitedHealth Group Incorporated | | |
| | | .0000 | | | | | Recaudación y Cobranzas Honodav Ltda. | CHL | NIA | Servicios Integrados de Salud Ltda. | Ownership | 1.000 | UnitedHealth Group Incorporated | | |
| | | .0000 | | | | | Recaudación y Cobranzas Honodav Ltda. | CHL | NIA | Clínica Dávila y Servicios Médicos S.A. | Ownership | 99.000 | UnitedHealth Group Incorporated | | |
| | | .0000 | 94-3115625 | | | | Redlands Ambulatory Surgery Center | CA | NIA | Redlands-SCA Surgery Centers, Inc. | Ownership | 54.000 | UnitedHealth Group Incorporated | | |
| | | .0000 | 56-2827067 | | | | Redlands Family Practice Medical Group, Inc. | CA | NIA | Physician(s) Owned | Influence | 0.000 | UnitedHealth Group Incorporated | | 2 |
| | | .0000 | 94-3115627 | | | | Redlands-SCA Surgery Centers, Inc. | CA | NIA | SC Affiliates, LLC | Ownership | 100.000 | UnitedHealth Group Incorporated | | |
| | | .0000 | 20-5251393 | | | | Reliant Medical Group The Endoscopy Center, LLC | MA | NIA | Reliant Medical Group, Inc. | Ownership | 100.000 | UnitedHealth Group Incorporated | | 2 |
| | | .0000 | 04-2472266 | | | | Reliant Medical Group, Inc. | MA | NIA | Physician(s) Owned | Influence | 0.000 | UnitedHealth Group Incorporated | | 2 |
| | | .0000 | 82-3745100 | | | | Reliant MSO, LLC | DE | NIA | Collaborative Care Holdings, LLC | Ownership | 100.000 | UnitedHealth Group Incorporated | | |
| | | .0000 | 32-0543788 | | | | Renai Health Holdings, Inc. | DE | NIA | UnitedHealth Group Ventures, LLC | Ownership | 100.000 | UnitedHealth Group Incorporated | | |
| | | .0000 | 82-3161933 | | | | Renai Health IPA, LLC | DE | NIA | Renai Health Holdings, Inc. | Ownership | 100.000 | UnitedHealth Group Incorporated | | |
| | | .0000 | 82-3130872 | | | | Renai Health Management, LLC | DE | NIA | Renai Health Holdings, Inc. | Ownership | 100.000 | UnitedHealth Group Incorporated | | |
| | | .0000 | 46-0558032 | | | | Research Surgical Center LLC | CO | NIA | PPH Holdings, LLC | Ownership | 51.000 | UnitedHealth Group Incorporated | | |
| | | .0000 | 42-2515438 | | | | RightCare Solutions, Inc. | DE | NIA | naviHealth, Inc. | Ownership | 100.000 | UnitedHealth Group Incorporated | | |
| | | .0000 | 46-0758315 | | | | River Valley ASC, LLC | CT | NIA | SCA-River Valley, LLC | Ownership | 56.375 | UnitedHealth Group Incorporated | | |
| | | .0000 | 33-0055097 | | | | Riverside Community Healthplan Medical Group, Inc. | CA | NIA | NAMM Medical Group Holdings, Inc. | Ownership | 100.000 | UnitedHealth Group Incorporated | | 2 |
| | | .0000 | | | | | Riverside Corporate Wellness, LLC | WI | NIA | United HealthCare Services, Inc. | Ownership | 50.000 | UnitedHealth Group Incorporated | | |
| | | .0000 | 20-3420379 | | | | Riverside Electronic Healthcare Resources, Inc. | CA | NIA | Riverside Community Healthplan Medical Group, Inc. | Ownership | 100.000 | UnitedHealth Group Incorporated | | 2 |
| | | .0000 | 32-0500242 | | | | Riverside Medical Management, LLC | DE | NIA | ProHEALTH Medical Management, LLC | Ownership | 100.000 | UnitedHealth Group Incorporated | | |
| | | .0000 | 22-3624559 | | | | Riverside Pediatric Group, P.C. | NJ | NIA | Physician(s) Owned | Influence | 0.000 | UnitedHealth Group Incorporated | | 2 |
| | | .0000 | 83-2735771 | | | | Riverside Surgical Center of Meadowlands, LLC | NJ | NIA | SCA-Riverside Partners, LLC | Ownership | 100.000 | UnitedHealth Group Incorporated | | |
| | | .0000 | 83-2722082 | | | | Riverside Surgical Center of Newark, LLC | NJ | NIA | SCA-Riverside Partners, LLC | Ownership | 90.000 | UnitedHealth Group Incorporated | | |
| | | .0000 | 86-0857176 | | | | Robert B. McBeath, M.D. II, P.C. | NV | NIA | Physician(s) Owned | Influence | 0.000 | UnitedHealth Group Incorporated | | 2 |
| | | .0000 | 46-2662506 | | | | Robert B. McBeath, M.D. III, P.C. | NV | NIA | Robert B. McBeath, M.D. II, P.C. | Ownership | 100.000 | UnitedHealth Group Incorporated | | 2 |
| | | .0000 | 88-0310956 | | | | Robert B. McBeath, M.D., Professional Corporation | NV | NIA | Physician(s) Owned | Influence | 0.000 | UnitedHealth Group Incorporated | | 2 |
| .0707 | UnitedHealth Group Incorporated | 95482 | 84-0614905 | | | | Rocky Mountain Health Maintenance Organization, Incorporated | CO | IA | United HealthCare Services, Inc. | Ownership | 100.000 | UnitedHealth Group Incorporated | | |
| | | .0000 | 84-1224718 | | | | Rocky Mountain HealthCare Options, Inc. | CO | NIA | Organization, Incorporated | Ownership | 100.000 | UnitedHealth Group Incorporated | | |
| | | .0000 | 83-0521940 | | | | Sacred Heart ASC, LLC | FL | NIA | SVHS-SCA Florida JV, LLC | Ownership | 72.563 | UnitedHealth Group Incorporated | | |
| | | .0000 | | | | | Saden S.A. | CHL | NIA | Clínica Dávila y Servicios Médicos S.A. | Ownership | 0.077 | UnitedHealth Group Incorporated | | |
| | | .0000 | | | | | Saden S.A. | CHL | NIA | Banmédica S.A. | Ownership | 99.923 | UnitedHealth Group Incorporated | | |
| | | .0000 | 85-2734753 | | | | Salem JV Holdings, LLC | DE | NIA | Surgicare of Salem, LLC | Ownership | 100.000 | UnitedHealth Group Incorporated | | |
| | | .0000 | 74-2462470 | | | | Salem Surgery Center, LLC | OR | NIA | Surgicare of Salem, LLC | Ownership | 75.000 | UnitedHealth Group Incorporated | | |
| | | .0000 | 74-2462470 | | | | Salem Surgery Center, LLC | OR | NIA | SC Affiliates, LLC | Ownership | 1.000 | UnitedHealth Group Incorporated | | |

16.21

STATEMENT AS OF SEPTEMBER 30, 2020 OF THE UnitedHealthcare of Ohio, Inc.

SCHEDULE Y
PART 1A - DETAIL OF INSURANCE HOLDING COMPANY SYSTEM

| 1 | 2 | 3 | 4 | 5 | 6 | 7 | 8 | 9 | 10 | 11 | 12 | 13 | 14 | 15 | 16 |
|------------|------------|-------------------|------------|--------------|-----|--|---|----------------------|----------------------------------|--|--|--|--|----------------------------------|----|
| Group Code | Group Name | NAIC Company Code | ID Number | Federal RSSD | CIK | Name of Securities Exchange if Publicly Traded (U.S. or International) | Names of Parent, Subsidiaries Or Affiliates | Domiciliary Location | Relationship to Reporting Entity | Directly Controlled by (Name of Entity/Person) | Type of Control (Ownership, Board, Management, Attorney-in-Fact, Influence, Other) | If Control is Ownership Provide Percentage | Ultimate Controlling Entity(ies)/Person(s) | Is an SCA Filing Required? (Y/N) | * |
| | | .0000 | 45-2219585 | | | | Salveo Specialty Pharmacy, Inc. | DE | NIA | OptumRx Administrative Services, LLC | Ownership | 100.000 | UnitedHealth Group Incorporated | | |
| | | .0000 | | | | | San Bernardino Medical Group, Inc. | CA | NIA | NAMM Medical Group Holdings, Inc. | Ownership | 100.000 | UnitedHealth Group Incorporated | | 2 |
| | | .0000 | 77-0322251 | | | | San Diego Endoscopy Center | CA | NIA | Endoscopy Center Affiliates, Inc. | Ownership | 37.000 | UnitedHealth Group Incorporated | | 3 |
| | | .0000 | 27-3787593 | | | | Sand Lake SurgiCenter, LLC | FL | NIA | SCA-Sand Lake, LLC | Ownership | 51.455 | UnitedHealth Group Incorporated | | |
| | | .0000 | 91-2127820 | | | | Santa Cruz Endoscopy Center, LLC | CA | NIA | SCA Pacific Holdings, Inc. | Ownership | 50.000 | UnitedHealth Group Incorporated | | |
| | | .0000 | | | | | Santa Helena Assistência Médica S.A. | BRA | NIA | EIual Participações S.A. | Ownership | 22.292 | UnitedHealth Group Incorporated | | 1 |
| | | .0000 | | | | | | | | Amil Assistência Médica Internacional S.A. | | | | | |
| | | .0000 | | | | | Santa Helena Assistência Médica S.A. | BRA | NIA | Amil Assistência Médica Internacional S.A. | Ownership | 77.301 | UnitedHealth Group Incorporated | | 1 |
| | | .0000 | | | | | Santos Administração e Participações S.A. | BRA | NIA | | Ownership | 100.000 | UnitedHealth Group Incorporated | | |
| | | .0000 | 85-1941832 | | | | Sanvello Behavioral Health Services of Michigan, P.C. | DE | NIA | Physician(s) Owned | Influence | 0.000 | UnitedHealth Group Incorporated | | 2 |
| | | .0000 | 85-0666386 | | | | Sanvello Behavioral Health Services of New Jersey, P.C. | NJ | NIA | Physician(s) Owned | Influence | 0.000 | UnitedHealth Group Incorporated | | 2 |
| | | .0000 | 85-1959641 | | | | Sanvello Behavioral Health Services of North Carolina, P.C. | NC | NIA | Physician(s) Owned | Influence | 0.000 | UnitedHealth Group Incorporated | | 2 |
| | | .0000 | 84-3152209 | | | | Sanvello Behavioral Health Services of Texas, P.A. | TX | NIA | Physician(s) Owned | Influence | 0.000 | UnitedHealth Group Incorporated | | 2 |
| | | .0000 | 84-1754732 | | | | Sanvello Behavioral Health Services, P.A. | DE | NIA | Physician(s) Owned | Influence | 0.000 | UnitedHealth Group Incorporated | | 2 |
| | | .0000 | 83-3057919 | | | | Sanvello Health Holdings, LLC | DE | NIA | UnitedHealth Group Ventures, LLC | Ownership | 85.790 | UnitedHealth Group Incorporated | | |
| | | .0000 | 47-1920345 | | | | Sanvello Health Inc. | DE | NIA | Sanvello Health Holdings, LLC | Ownership | 100.000 | UnitedHealth Group Incorporated | | |
| | | .0000 | | | | | Sanvello Health Limited | GBR | NIA | Sanvello Health Inc. | Ownership | 100.000 | UnitedHealth Group Incorporated | | |
| | | .0000 | 41-1934238 | | | | Savvysherpa Asia, Inc. | PHL | NIA | Savvysherpa, LLC | Ownership | 99.986 | UnitedHealth Group Incorporated | | |
| | | .0000 | 62-1149229 | | | | Savvysherpa, LLC | DE | NIA | United HealthCare Services, Inc. | Ownership | 100.000 | UnitedHealth Group Incorporated | | |
| | | .0000 | 92-0080881 | | | | SCA Affiliates, LLC | DE | NIA | Surgical Care Affiliates, LLC | Ownership | 100.000 | UnitedHealth Group Incorporated | | |
| | | .0000 | 47-5537316 | | | | SCA Alaska Surgery Center, Inc. | AK | NIA | SC Affiliates, LLC | Ownership | 100.000 | UnitedHealth Group Incorporated | | |
| | | .0000 | 47-5014406 | | | | SCA Athens, LLC | DE | NIA | SC Affiliates, LLC | Ownership | 100.000 | UnitedHealth Group Incorporated | | |
| | | .0000 | 47-5051685 | | | | SCA Austin Holdings, LLC | DE | NIA | SC Affiliates, LLC | Ownership | 100.000 | UnitedHealth Group Incorporated | | |
| | | .0000 | 85-2723465 | | | | SCA Austin Medical Center Holdings, LLC | DE | NIA | SCA Austin Holdings, LLC | Ownership | 100.000 | UnitedHealth Group Incorporated | | |
| | | .0000 | 45-4230864 | | | | SCA Bloomfield Holdings, LLC | DE | NIA | SC Affiliates, LLC | Ownership | 100.000 | UnitedHealth Group Incorporated | | |
| | | .0000 | 45-4230864 | | | | SCA BOSC Holdings, LLC | DE | NIA | Surgery Center Holding, LLC | Ownership | 25.000 | UnitedHealth Group Incorporated | | |
| | | .0000 | 45-4230864 | | | | SCA BOSC Holdings, LLC | DE | NIA | SC Affiliates, LLC | Ownership | 25.000 | UnitedHealth Group Incorporated | | |
| | | .0000 | 45-4230864 | | | | SCA BOSC Holdings, LLC | DE | NIA | National Surgery Centers, LLC | Ownership | 25.000 | UnitedHealth Group Incorporated | | |
| | | .0000 | 45-4230864 | | | | SCA BOSC Holdings, LLC | DE | NIA | SunSurgery, LLC | Ownership | 25.000 | UnitedHealth Group Incorporated | | |
| | | .0000 | 47-5030792 | | | | SCA Cedar Park Holdings, LLC | DE | NIA | SCA Austin Holdings, LLC | Ownership | 100.000 | UnitedHealth Group Incorporated | | |
| | | .0000 | 84-4338108 | | | | SCA Clifton, LLC | DE | NIA | SC Affiliates, LLC | Ownership | 100.000 | UnitedHealth Group Incorporated | | |
| | | .0000 | 04-3170801 | | | | SCA Danbury Surgical Center, LLC | DE | NIA | SunSurgery, LLC | Ownership | 63.013 | UnitedHealth Group Incorporated | | |
| | | .0000 | | | | | SCA Denver Holdings, LLC | DE | NIA | SC Affiliates, LLC | Ownership | 100.000 | UnitedHealth Group Incorporated | | |
| | | .0000 | 62-1535981 | | | | SCA Development, LLC | DE | NIA | SC Affiliates, LLC | Ownership | 100.000 | UnitedHealth Group Incorporated | | |
| | | .0000 | | | | | SCA eCode Solutions Private Limited | IND | NIA | eCode Solutions, LLC | Ownership | 100.000 | UnitedHealth Group Incorporated | | |
| | | .0000 | 85-2064446 | | | | SCA Global One Holdings, LLC | DE | NIA | SC Affiliates, LLC | Ownership | 100.000 | UnitedHealth Group Incorporated | | |
| | | .0000 | 85-2734387 | | | | SCA Guilford Holdings, LLC | DE | NIA | SC Affiliates, LLC | Ownership | 100.000 | UnitedHealth Group Incorporated | | |
| | | .0000 | 47-5064834 | | | | SCA Hays Holdings, LLC | DE | NIA | SCA Austin Holdings, LLC | Ownership | 100.000 | UnitedHealth Group Incorporated | | |
| | | .0000 | 83-2735871 | | | | SCA Heartland Holdings, LLC | DE | NIA | SC Affiliates, LLC | Ownership | 100.000 | UnitedHealth Group Incorporated | | |
| | | .0000 | 36-4869243 | | | | SCA HoldCo, Inc. | DE | NIA | Collaborative Care Holdings, LLC | Ownership | 100.000 | UnitedHealth Group Incorporated | | |
| | | .0000 | 27-1664837 | | | | SCA Holding Company, Inc. | DE | NIA | SCA Surgery Holdings, LLC | Ownership | 100.000 | UnitedHealth Group Incorporated | | |
| | | .0000 | 47-1256943 | | | | SCA Holdings, Inc. | CA | NIA | National Surgery Centers, LLC | Ownership | 100.000 | UnitedHealth Group Incorporated | | |
| | | .0000 | 45-4240475 | | | | SCA IEC Holdings, LLC | DE | NIA | Surgery Center Holding, LLC | Ownership | 25.000 | UnitedHealth Group Incorporated | | |
| | | .0000 | 45-4240475 | | | | SCA IEC Holdings, LLC | DE | NIA | SC Affiliates, LLC | Ownership | 25.000 | UnitedHealth Group Incorporated | | |
| | | .0000 | 45-4240475 | | | | SCA IEC Holdings, LLC | DE | NIA | National Surgery Centers, LLC | Ownership | 25.000 | UnitedHealth Group Incorporated | | |
| | | .0000 | 45-4240475 | | | | SCA IEC Holdings, LLC | DE | NIA | SunSurgery, LLC | Ownership | 25.000 | UnitedHealth Group Incorporated | | |
| | | .0000 | 45-2684108 | | | | SCA Indiana Holdings, LLC | DE | NIA | Surgery Center Holding, LLC | Ownership | 25.000 | UnitedHealth Group Incorporated | | |
| | | .0000 | 45-2684108 | | | | SCA Indiana Holdings, LLC | DE | NIA | SC Affiliates, LLC | Ownership | 25.000 | UnitedHealth Group Incorporated | | |
| | | .0000 | 45-2684108 | | | | SCA Indiana Holdings, LLC | DE | NIA | National Surgery Centers, LLC | Ownership | 25.000 | UnitedHealth Group Incorporated | | |

16.22

STATEMENT AS OF SEPTEMBER 30, 2020 OF THE UnitedHealthcare of Ohio, Inc.

SCHEDULE Y
PART 1A - DETAIL OF INSURANCE HOLDING COMPANY SYSTEM

| 1 | 2 | 3 | 4 | 5 | 6 | 7 | 8 | 9 | 10 | 11 | 12 | 13 | 14 | 15 | 16 |
|------------|------------|-------------------|------------|--------------|-----|--|---|----------------------|----------------------------------|--|--|--|--|----------------------------------|----|
| Group Code | Group Name | NAIC Company Code | ID Number | Federal RSSD | CIK | Name of Securities Exchange if Publicly Traded (U.S. or International) | Names of Parent, Subsidiaries Or Affiliates | Domiciliary Location | Relationship to Reporting Entity | Directly Controlled by (Name of Entity/Person) | Type of Control (Ownership, Board, Management, Attorney-in-Fact, Influence, Other) | If Control is Ownership Provide Percentage | Ultimate Controlling Entity(ies)/Person(s) | Is an SCA Filing Required? (Y/N) | * |
| | | .00000 | 45-2684108 | | | | SCA Indiana Holdings, LLC | DE | NIA | SunSurgery, LLC | Ownership | 25.000 | UnitedHealth Group Incorporated | | |
| | | .00000 | 85-2044403 | | | | SCA Lutheran Holdings, LLC | DE | NIA | SC Affiliates, LLC | Ownership | 100.000 | UnitedHealth Group Incorporated | | |
| | | .00000 | 85-2302375 | | | | SCA Mohawk Holdings, LLC | DE | NIA | SC Affiliates, LLC | Ownership | 100.000 | UnitedHealth Group Incorporated | | |
| | | .00000 | 62-1505276 | | | | SCA of Clarksville, Inc. | TN | NIA | Surgical Health, LLC | Ownership | 100.000 | UnitedHealth Group Incorporated | | |
| | | .00000 | 85-2065454 | | | | SCA Outside New Jersey, LLC | DE | NIA | SC Affiliates, LLC | Ownership | 100.000 | UnitedHealth Group Incorporated | | |
| | | .00000 | 27-1707364 | | | | SCA Pacific Holdings, Inc. | CA | NIA | SC Affiliates, LLC | Ownership | 100.000 | UnitedHealth Group Incorporated | | |
| | | .00000 | 85-1370857 | | | | SCA Palisades Holdings, LLC | DC | NIA | SC Affiliates, LLC | Ownership | 100.000 | UnitedHealth Group Incorporated | | |
| | | .00000 | 46-1686425 | | | | SCA Pennsylvania Holdings, LLC | DE | NIA | Surgery Center Holding, LLC | Ownership | 100.000 | UnitedHealth Group Incorporated | | |
| | | .00000 | 85-0817999 | | | | SCA Pinnacle Holdings, LLC | DE | NIA | SC Affiliates, LLC | Ownership | 100.000 | UnitedHealth Group Incorporated | | |
| | | .00000 | 72-1386840 | | | | SCA Premier Surgery Center of Louisville, LLC | DE | NIA | SC Affiliates, LLC | Ownership | 100.000 | UnitedHealth Group Incorporated | | |
| | | .00000 | 81-5211225 | | | | SCA Rockledge JV, LLC | DE | NIA | SCA-Merritt, LLC | Ownership | 97.003 | UnitedHealth Group Incorporated | | |
| | | .00000 | 81-5211225 | | | | SCA Rockledge JV, LLC | DE | NIA | Endoscopy Center Affiliates, Inc. | Ownership | 1.000 | UnitedHealth Group Incorporated | | |
| | | .00000 | 45-4252645 | | | | SCA ROCS Holdings, LLC | DE | NIA | SunSurgery, LLC | Ownership | 25.000 | UnitedHealth Group Incorporated | | |
| | | .00000 | 45-4252645 | | | | SCA ROCS Holdings, LLC | DE | NIA | Surgery Center Holding, LLC | Ownership | 25.000 | UnitedHealth Group Incorporated | | |
| | | .00000 | 45-4252645 | | | | SCA ROCS Holdings, LLC | DE | NIA | SC Affiliates, LLC | Ownership | 25.000 | UnitedHealth Group Incorporated | | |
| | | .00000 | 45-4252645 | | | | SCA ROCS Holdings, LLC | DE | NIA | National Surgery Centers, LLC | Ownership | 25.000 | UnitedHealth Group Incorporated | | |
| | | .00000 | 84-3689385 | | | | SCA Sage Medical MSO, LLC | DE | NIA | SCA Sage Medical, LLC | Ownership | 26.000 | UnitedHealth Group Incorporated | | |
| | | .00000 | 84-3673924 | | | | SCA Sage Medical, LLC | DE | NIA | SC Affiliates, LLC | Ownership | 100.000 | UnitedHealth Group Incorporated | | 3 |
| | | .00000 | 85-2811475 | | | | SCA San Diego Holdings, LLC | DE | NIA | SCA-San Diego, Inc. | Ownership | 100.000 | UnitedHealth Group Incorporated | | |
| | | .00000 | 85-2235871 | | | | SCA Skyway Holdings, LLC | DE | NIA | SC Affiliates, LLC | Ownership | 100.000 | UnitedHealth Group Incorporated | | |
| | | .00000 | 47-4928368 | | | | SCA Southwestern PA, LLC | DE | NIA | SC Affiliates, LLC | Ownership | 100.000 | UnitedHealth Group Incorporated | | |
| | | .00000 | 47-3165040 | | | | SCA Specialists of Florida, LLC | DE | NIA | SCA Surgery Holdings, LLC | Ownership | 100.000 | UnitedHealth Group Incorporated | | |
| | | .00000 | 85-2786147 | | | | SCA Specialty Holdings of Connecticut, LLC | DE | NIA | SC Affiliates, LLC | Ownership | 100.000 | UnitedHealth Group Incorporated | | |
| | | .00000 | 85-2811679 | | | | SCA Spectrum Holdings, LLC | DE | NIA | SC Affiliates, LLC | Ownership | 100.000 | UnitedHealth Group Incorporated | | |
| | | .00000 | 45-4266502 | | | | SCA SSSC Holdings, LLC | DE | NIA | Surgery Center Holding, LLC | Ownership | 25.000 | UnitedHealth Group Incorporated | | |
| | | .00000 | 45-4266502 | | | | SCA SSSC Holdings, LLC | DE | NIA | SC Affiliates, LLC | Ownership | 25.000 | UnitedHealth Group Incorporated | | |
| | | .00000 | 45-4266502 | | | | SCA SSSC Holdings, LLC | DE | NIA | National Surgery Centers, LLC | Ownership | 25.000 | UnitedHealth Group Incorporated | | |
| | | .00000 | 45-4266502 | | | | SCA SSSC Holdings, LLC | DE | NIA | SunSurgery, LLC | Ownership | 25.000 | UnitedHealth Group Incorporated | | |
| | | .00000 | 47-5038680 | | | | SCA Stonegate Holdings, LLC | DE | NIA | SCA Austin Holdings, LLC | Ownership | 100.000 | UnitedHealth Group Incorporated | | |
| | | .00000 | 26-2602268 | | | | SCA Surgery Holdings, LLC | DE | NIA | Surgical Care Affiliates, LLC | Ownership | 100.000 | UnitedHealth Group Incorporated | | |
| | | .00000 | 75-2501088 | | | | SCA Surgicare of Laguna Hills, LLC | DE | NIA | Surgery Center Holding, LLC | Ownership | 100.000 | UnitedHealth Group Incorporated | | |
| | | .00000 | 74-2555097 | | | | SCA-Albuquerque Surgery Properties, Inc. | NM | NIA | SC Affiliates, LLC | Ownership | 100.000 | UnitedHealth Group Incorporated | | |
| | | .00000 | 47-1807383 | | | | SCA-Alliance, LLC | DE | NIA | SCA Surgery Holdings, LLC | Ownership | 51.000 | UnitedHealth Group Incorporated | | |
| | | .00000 | 82-4763869 | | | | SCA-Anne Arundel, LLC | DE | NIA | SC Affiliates, LLC | Ownership | 100.000 | UnitedHealth Group Incorporated | | |
| | | .00000 | 83-2703057 | | | | SCA-AppleCare Partners, LLC | DE | NIA | SCA-Downey, LLC | Ownership | 69.999 | UnitedHealth Group Incorporated | | |
| | | .00000 | 82-3857984 | | | | SCA-Bethesda, LLC | DE | NIA | SC Affiliates, LLC | Ownership | 96.064 | UnitedHealth Group Incorporated | | |
| | | .00000 | 62-1530120 | | | | SCA-Blue Ridge, LLC | DE | NIA | SC Affiliates, LLC | Ownership | 100.000 | UnitedHealth Group Incorporated | | |
| | | .00000 | 83-1529292 | | | | SCA-Bonita Springs, LLC | DE | NIA | SC Affiliates, LLC | Ownership | 100.000 | UnitedHealth Group Incorporated | | |
| | | .00000 | 82-1980137 | | | | SCA-Brandon, LLC | DE | NIA | SC Affiliates, LLC | Ownership | 100.000 | UnitedHealth Group Incorporated | | |
| | | .00000 | 83-1094012 | | | | SCA-Castle Rock, LLC | DE | NIA | SC Affiliates, LLC | Ownership | 100.000 | UnitedHealth Group Incorporated | | |
| | | .00000 | 47-1535510 | | | | SCA-Central Florida, LLC | FL | NIA | SC Affiliates, LLC | Ownership | 53.364 | UnitedHealth Group Incorporated | | |
| | | .00000 | 58-1709758 | | | | SCA-Charleston, LLC | DE | NIA | SCA Surgery Holdings, LLC | Ownership | 100.000 | UnitedHealth Group Incorporated | | |
| | | .00000 | 82-4511713 | | | | SCA-Chatham, LLC | DE | NIA | SC Affiliates, LLC | Ownership | 100.000 | UnitedHealth Group Incorporated | | |
| | | .00000 | 81-3301058 | | | | SCA-Chevy Chase, LLC | DE | NIA | SC Affiliates, LLC | Ownership | 100.000 | UnitedHealth Group Incorporated | | |
| | | .00000 | 62-1516306 | | | | SCA-Citrus, Inc. | TN | NIA | SC Affiliates, LLC | Ownership | 100.000 | UnitedHealth Group Incorporated | | |
| | | .00000 | 83-1541326 | | | | SCA-Colonial Partners, LLC | DE | NIA | SCA-Ft. Myers, LLC | Ownership | 69.698 | UnitedHealth Group Incorporated | | |
| | | .00000 | 93-1047471 | | | | SCA-Colorado Springs, LLC | DE | NIA | SC Affiliates, LLC | Ownership | 100.000 | UnitedHealth Group Incorporated | | |
| | | .00000 | 83-1585952 | | | | SCA-Connecticut Partners, LLC | DE | NIA | SunSurgery, LLC | Ownership | 100.000 | UnitedHealth Group Incorporated | | |
| | | .00000 | 47-4028383 | | | | SCA-Davenport, LLC | DE | NIA | SC Affiliates, LLC | Ownership | 100.000 | UnitedHealth Group Incorporated | | |
| | | .00000 | 84-2003112 | | | | SCA-Denver Physicians Holdings, LLC | DE | NIA | SCA-Denver, LLC | Ownership | 54.700 | UnitedHealth Group Incorporated | | |
| | | .00000 | 84-2997638 | | | | SCA-Denver, LLC | DE | NIA | SC Affiliates, LLC | Ownership | 100.000 | UnitedHealth Group Incorporated | | |
| | | .00000 | 82-1470227 | | | | SCA-Derry, LLC | DE | NIA | SC Affiliates, LLC | Ownership | 78.873 | UnitedHealth Group Incorporated | | |
| | | .00000 | 81-3734814 | | | | SCA-Doral, LLC | DE | NIA | SC Affiliates, LLC | Ownership | 100.000 | UnitedHealth Group Incorporated | | |

STATEMENT AS OF SEPTEMBER 30, 2020 OF THE UnitedHealthcare of Ohio, Inc.

SCHEDULE Y
PART 1A - DETAIL OF INSURANCE HOLDING COMPANY SYSTEM

| 1 | 2 | 3 | 4 | 5 | 6 | 7 | 8 | 9 | 10 | 11 | 12 | 13 | 14 | 15 | 16 |
|------------|------------|-------------------|------------|--------------|-----|--|---|----------------------|----------------------------------|--|--|--|--|----------------------------------|----|
| Group Code | Group Name | NAIC Company Code | ID Number | Federal RSSD | CIK | Name of Securities Exchange if Publicly Traded (U.S. or International) | Names of Parent, Subsidiaries Or Affiliates | Domiciliary Location | Relationship to Reporting Entity | Directly Controlled by (Name of Entity/Person) | Type of Control (Ownership, Board, Management, Attorney-in-Fact, Influence, Other) | If Control is Ownership Provide Percentage | Ultimate Controlling Entity(ies)/Person(s) | Is an SCA Filing Required? (Y/N) | * |
| | | .0000 | 83-305579 | | | | SCA-Downey, LLC | DE | NIA | SC Affiliates, LLC | Ownership | 100.000 | UnitedHealth Group | Incorporated | |
| | | .0000 | 83-1093886 | | | | SCA-Dry Creek, LLC | DE | NIA | SC Affiliates, LLC | Ownership | 100.000 | UnitedHealth Group | Incorporated | |
| | | .0000 | 81-1594261 | | | | SCA-Dublin, LLC | DE | NIA | SC Affiliates, LLC | Ownership | 100.000 | UnitedHealth Group | Incorporated | |
| | | .0000 | 81-3301305 | | | | SCA-Encinitas, Inc. | DE | NIA | Surgical Health, LLC | Ownership | 100.000 | UnitedHealth Group | Incorporated | |
| | | .0000 | 62-1541235 | | | | SCA-Eugene, Inc. | TN | NIA | SC Affiliates, LLC | Ownership | 100.000 | UnitedHealth Group | Incorporated | |
| | | .0000 | 83-2805878 | | | | SCA-First Coast, LLC | DE | NIA | SC Affiliates, LLC | Ownership | 100.000 | UnitedHealth Group | Incorporated | |
| | | .0000 | 62-1551099 | | | | SCA-Florence, LLC | DE | NIA | SC Affiliates, LLC | Ownership | 100.000 | UnitedHealth Group | Incorporated | |
| | | .0000 | 93-1067967 | | | | SCA-Fort Collins, Inc. | CO | NIA | SC Affiliates, LLC | Ownership | 100.000 | UnitedHealth Group | Incorporated | |
| | | .0000 | 62-1502719 | | | | SCA-Fort Walton, Inc. | TN | NIA | SC Affiliates, LLC | Ownership | 100.000 | UnitedHealth Group | Incorporated | |
| | | .0000 | 47-3641516 | | | | SCA-Franklin, LLC | DE | NIA | SC Affiliates, LLC | Ownership | 100.000 | UnitedHealth Group | Incorporated | |
| | | .0000 | 81-2727879 | | | | SCA-Frederick, LLC | DE | NIA | SC Affiliates, LLC | Ownership | 100.000 | UnitedHealth Group | Incorporated | |
| | | .0000 | 82-3535257 | | | | SCA-Freeway Holdings, LLC | DE | NIA | SC Affiliates, LLC | Ownership | 100.000 | UnitedHealth Group | Incorporated | |
| | | .0000 | 36-4907566 | | | | SCA-Ft. Myers, LLC | DE | NIA | SC Affiliates, LLC | Ownership | 100.000 | UnitedHealth Group | Incorporated | |
| | | .0000 | 62-1547690 | | | | SCA-Gainesville, LLC | DE | NIA | SC Affiliates, LLC | Ownership | 100.000 | UnitedHealth Group | Incorporated | |
| | | .0000 | 81-1956407 | | | | SCA-Gladiolus, LLC | DE | NIA | SC Affiliates, LLC | Ownership | 100.000 | UnitedHealth Group | Incorporated | |
| | | .0000 | 83-4156034 | | | | SCA-Glenwood Holdings, LLC | DE | NIA | Glenwood-SC, Inc. | Ownership | 79.447 | UnitedHealth Group | Incorporated | |
| | | .0000 | 82-1438326 | | | | SCA-Grants Pass, LLC | DE | NIA | SC Affiliates, LLC | Ownership | 100.000 | UnitedHealth Group | Incorporated | |
| | | .0000 | 81-2376695 | | | | SCA-Grove Place, LLC | DE | NIA | SC Affiliates, LLC | Ownership | 100.000 | UnitedHealth Group | Incorporated | |
| | | .0000 | 47-3466283 | | | | SCA-Hagerstown, LLC | DE | NIA | SC Affiliates, LLC | Ownership | 100.000 | UnitedHealth Group | Incorporated | |
| | | .0000 | 81-4605501 | | | | SCA-Hamden, LLC | DE | NIA | SC Affiliates, LLC | Ownership | 100.000 | UnitedHealth Group | Incorporated | |
| | | .0000 | 47-5229514 | | | | SCA-Hilton Head, LLC | DE | NIA | SC Affiliates, LLC | Ownership | 100.000 | UnitedHealth Group | Incorporated | |
| | | .0000 | 62-1506650 | | | | SCA-Honolulu, LLC | DE | NIA | SC Affiliates, LLC | Ownership | 100.000 | UnitedHealth Group | Incorporated | |
| | | .0000 | 81-3445356 | | | | SCA-Houston Executive, LLC | DE | NIA | SC Affiliates, LLC | Ownership | 100.000 | UnitedHealth Group | Incorporated | |
| | | .0000 | 81-1666861 | | | | SCA-Illinois, LLC | DE | NIA | SCA Surgery Holdings, LLC | Ownership | 100.000 | UnitedHealth Group | Incorporated | |
| | | .0000 | 47-3930052 | | | | SCA-IT Holdings, LLC | DE | NIA | SC Affiliates, LLC | Ownership | 100.000 | UnitedHealth Group | Incorporated | |
| | | .0000 | 83-3090526 | | | | SCA-JPM Holdings, LLC | DE | NIA | SC Affiliates, LLC | Ownership | 100.000 | UnitedHealth Group | Incorporated | |
| | | .0000 | 83-1102109 | | | | SCA-Kissing Camels Holdings, LLC | DE | NIA | SCA Surgery Holdings, LLC | Ownership | 100.000 | UnitedHealth Group | Incorporated | |
| | | .0000 | 81-4292506 | | | | SCA-Main Street, LLC | DE | NIA | SC Affiliates, LLC | Ownership | 100.000 | UnitedHealth Group | Incorporated | |
| | | .0000 | 47-1751165 | | | | SCA-Marina del Rey, LLC | CA | NIA | SC Affiliates, LLC | Ownership | 100.000 | UnitedHealth Group | Incorporated | |
| | | .0000 | 81-1367813 | | | | SCA-MC VBP, Inc. | DE | NIA | SC Affiliates, LLC | Ownership | 100.000 | UnitedHealth Group | Incorporated | |
| | | .0000 | 62-1184188 | | | | SCA-Mecklenburg Development Corp. | NC | NIA | SC Affiliates, LLC | Ownership | 100.000 | UnitedHealth Group | Incorporated | |
| | | .0000 | 81-4616104 | | | | SCA-Memorial City, LLC | DE | NIA | SC Affiliates, LLC | Ownership | 100.000 | UnitedHealth Group | Incorporated | |
| | | .0000 | 83-3709010 | | | | SCA-Memorial, LLC | DE | NIA | SC Affiliates, LLC | Ownership | 100.000 | UnitedHealth Group | Incorporated | |
| | | .0000 | 81-1771410 | | | | SCA-Merritt, LLC | DE | NIA | SC Affiliates, LLC | Ownership | 100.000 | UnitedHealth Group | Incorporated | |
| | | .0000 | 82-2455773 | | | | SCA-Midlands, LLC | DE | NIA | SC Affiliates, LLC | Ownership | 100.000 | UnitedHealth Group | Incorporated | |
| | | .0000 | 81-2976543 | | | | SCA-Midway Management, LLC | IL | NIA | SC Affiliates, LLC | Ownership | 100.000 | UnitedHealth Group | Incorporated | |
| | | .0000 | 80-0070617 | | | | SCA-Mobile, LLC | DE | NIA | SC Affiliates, LLC | Ownership | 100.000 | UnitedHealth Group | Incorporated | |
| | | .0000 | 81-1065674 | | | | SCA-Mokena, LLC | DE | NIA | SC Affiliates, LLC | Ownership | 100.000 | UnitedHealth Group | Incorporated | |
| | | .0000 | | | | | SCA-Morris Avenue, LLC | DE | NIA | SC Affiliates, LLC | Ownership | 100.000 | UnitedHealth Group | Incorporated | |
| | | .0000 | 84-4936803 | | | | SCA-Morris County, LLC | DE | NIA | SC Affiliates, LLC | Ownership | 100.000 | UnitedHealth Group | Incorporated | |
| | | .0000 | 62-1506655 | | | | SCA-Mt. Pleasant, LLC | DE | NIA | SC Affiliates, LLC | Ownership | 100.000 | UnitedHealth Group | Incorporated | |
| | | .0000 | 81-2850365 | | | | SCA-Naperville, LLC | DE | NIA | SC Affiliates, LLC | Ownership | 100.000 | UnitedHealth Group | Incorporated | |
| | | .0000 | 82-3002171 | | | | SCA-Naples, LLC | DE | NIA | SC Affiliates, LLC | Ownership | 100.000 | UnitedHealth Group | Incorporated | |
| | | .0000 | 47-4418919 | | | | SCA-New Jersey, LLC | DE | NIA | SC Affiliates, LLC | Ownership | 100.000 | UnitedHealth Group | Incorporated | |
| | | .0000 | 47-1760663 | | | | SCA-Newport Beach, LLC | CA | NIA | SC Affiliates, LLC | Ownership | 100.000 | UnitedHealth Group | Incorporated | |
| | | .0000 | 81-3445510 | | | | SCA-Palm Beach MSO Holdings, LLC | DE | NIA | SunSurgery, LLC | Ownership | 100.000 | UnitedHealth Group | Incorporated | |
| | | .0000 | 82-3050836 | | | | SCA-Palm Beach, LLC | DE | NIA | SC Affiliates, LLC | Ownership | 100.000 | UnitedHealth Group | Incorporated | |
| | | .0000 | 84-3367495 | | | | SCA-Panama City Holdings, LLC | DE | NIA | SC Affiliates, LLC | Ownership | 100.000 | UnitedHealth Group | Incorporated | |
| | | .0000 | 62-1538850 | | | | SCA-Paoli, LLC | DE | NIA | SC Affiliates, LLC | Ownership | 100.000 | UnitedHealth Group | Incorporated | |
| | | .0000 | 47-2785908 | | | | SCA-Phoenix, LLC | DE | NIA | SC Affiliates, LLC | Ownership | 100.000 | UnitedHealth Group | Incorporated | |
| | | .0000 | 47-1620189 | | | | SCA-Pocono, LLC | DE | NIA | SC Affiliates, LLC | Ownership | 100.000 | UnitedHealth Group | Incorporated | |
| | | .0000 | 81-4139195 | | | | SCA-Portland, LLC | DE | NIA | SC Affiliates, LLC | Ownership | 100.000 | UnitedHealth Group | Incorporated | |
| | | .0000 | 83-4121074 | | | | SCA-Practice Partners Holdings, LLC | DE | NIA | SC Affiliates, LLC | Ownership | 100.000 | UnitedHealth Group | Incorporated | |
| | | .0000 | 81-4304317 | | | | SCA-River Valley, LLC | DE | NIA | SC Affiliates, LLC | Ownership | 100.000 | UnitedHealth Group | Incorporated | |

STATEMENT AS OF SEPTEMBER 30, 2020 OF THE UnitedHealthcare of Ohio, Inc.

SCHEDULE Y
PART 1A - DETAIL OF INSURANCE HOLDING COMPANY SYSTEM

| 1 | 2 | 3 | 4 | 5 | 6 | 7 | 8 | 9 | 10 | 11 | 12 | 13 | 14 | 15 | 16 |
|------------|------------|-------------------|------------|--------------|-----|--|---|----------------------|----------------------------------|---|--|--|--|----------------------------------|----|
| Group Code | Group Name | NAIC Company Code | ID Number | Federal RSSD | CIK | Name of Securities Exchange if Publicly Traded (U.S. or International) | Names of Parent, Subsidiaries Or Affiliates | Domiciliary Location | Relationship to Reporting Entity | Directly Controlled by (Name of Entity/Person) | Type of Control (Ownership, Board, Management, Attorney-in-Fact, Influence, Other) | If Control is Ownership Provide Percentage | Ultimate Controlling Entity(ies)/Person(s) | Is an SCA Filing Required? (Y/N) | * |
| | | .0000 | 83-2111732 | | | | SCA-Riverside Partners, LLC | DE | NIA | SCA-Riverside, LLC | Ownership | 51.000 | UnitedHealth Group Incorporated | | |
| | | .0000 | 83-2721919 | | | | SCA-Riverside, LLC | DE | NIA | SC Affiliates, LLC | Ownership | 100.000 | UnitedHealth Group Incorporated | | |
| | | .0000 | 47-1647512 | | | | SCA-Rockville, LLC | DE | NIA | SC Affiliates, LLC | Ownership | 100.000 | UnitedHealth Group Incorporated | | |
| | | .0000 | 85-0563422 | | | | SCA-Sacred Heart Holdings, LLC | DE | NIA | SC Affiliates, LLC | Ownership | 100.000 | UnitedHealth Group Incorporated | | |
| | | .0000 | 81-2963561 | | | | SCA-San Diego, Inc. | DE | NIA | Surgical Health, LLC | Ownership | 100.000 | UnitedHealth Group Incorporated | | |
| | | .0000 | 94-3138088 | | | | SCA-San Luis Obispo, LLC | DE | NIA | SC Affiliates, LLC | Ownership | 100.000 | UnitedHealth Group Incorporated | | |
| | | .0000 | 47-1685878 | | | | SCA-Sand Lake, LLC | FL | NIA | SC Affiliates, LLC | Ownership | 79.594 | UnitedHealth Group Incorporated | | |
| | | .0000 | 88-0185362 | | | | SCA-Santa Rosa, Inc. | NV | NIA | SC Affiliates, LLC | Ownership | 100.000 | UnitedHealth Group Incorporated | | |
| | | .0000 | 81-3300613 | | | | SCA-Somerset, LLC | DE | NIA | SCA Surgery Holdings, LLC | Ownership | 100.000 | UnitedHealth Group Incorporated | | |
| | | .0000 | 47-2676325 | | | | SCA-Sparta, LLC | DE | NIA | SC Affiliates, LLC | Ownership | 100.000 | UnitedHealth Group Incorporated | | |
| | | .0000 | 82-4499088 | | | | SCA-Spartanburg Holdings, LLC | DE | NIA | SC Affiliates, LLC | Ownership | 100.000 | UnitedHealth Group Incorporated | | |
| | | .0000 | 84-4677051 | | | | SCA-St. Louis Holdings, LLC | DE | NIA | SC Affiliates, LLC | Ownership | 100.000 | UnitedHealth Group Incorporated | | |
| | | .0000 | 47-4106989 | | | | SCA-St. Louis, LLC | DE | NIA | Surgical Health, LLC | Ownership | 100.000 | UnitedHealth Group Incorporated | | |
| | | .0000 | 82-3270591 | | | | SCA-St. Lucie, LLC | DE | NIA | SC Affiliates, LLC | Ownership | 100.000 | UnitedHealth Group Incorporated | | |
| | | .0000 | 81-4371453 | | | | SCA-Surgicare, LLC | DE | NIA | SC Affiliates, LLC | Ownership | 100.000 | UnitedHealth Group Incorporated | | |
| | | .0000 | 81-2455241 | | | | SCA-SwiftPath, LLC | DE | NIA | SC Affiliates, LLC | Ownership | 100.000 | UnitedHealth Group Incorporated | | |
| | | .0000 | 82-1987225 | | | | SCA-Verta, LLC | DE | NIA | SC Affiliates, LLC | Ownership | 100.000 | UnitedHealth Group Incorporated | | |
| | | .0000 | 85-1998338 | | | | SCA-VLR Holdings Company, LLC | DE | NIA | SCA Denver Holdings, LLC | Ownership | 51.000 | UnitedHealth Group Incorporated | | |
| | | .0000 | 82-2294882 | | | | SCA-Wake Forest, LLC | DE | NIA | SC Affiliates, LLC | Ownership | 100.000 | UnitedHealth Group Incorporated | | |
| | | .0000 | 82-1449412 | | | | SCA-Western Connecticut, LLC | DE | NIA | SC Affiliates, LLC | Ownership | 67.000 | UnitedHealth Group Incorporated | | |
| | | .0000 | 82-3689825 | | | | SCA-Westover Hills, LLC | DE | NIA | SC Affiliates, LLC | Ownership | 100.000 | UnitedHealth Group Incorporated | | |
| | | .0000 | 83-3082789 | | | | SCA-Wilmington, LLC | DE | NIA | SC Affiliates, LLC | Ownership | 100.000 | UnitedHealth Group Incorporated | | |
| | | .0000 | 47-2890788 | | | | SCA-Wilson, LLC | DE | NIA | SCA Surgery Holdings, LLC | Ownership | 100.000 | UnitedHealth Group Incorporated | | |
| | | .0000 | 81-1159878 | | | | SCA-Winchester, LLC | DE | NIA | SC Affiliates, LLC | Ownership | 100.000 | UnitedHealth Group Incorporated | | |
| | | .0000 | 62-1525777 | | | | SCA-Winter Park, Inc. | TN | NIA | SC Affiliates, LLC | Ownership | 100.000 | UnitedHealth Group Incorporated | | |
| | | .0000 | 82-3528300 | | | | SCA-Woodlands Holdings, LLC | DE | NIA | SC Affiliates, LLC | Ownership | 100.000 | UnitedHealth Group Incorporated | | |
| | | .0000 | 81-4905342 | | | | SCAI Holdings, LLC | DE | NIA | SCA HoldCo, Inc. | Ownership | 100.000 | UnitedHealth Group Incorporated | | |
| | | .0000 | | | | | Scanner Centromed S.A. | CHL | NIA | Administradora Médica Centromed S.A. | Ownership | 84.500 | UnitedHealth Group Incorporated | | 1 |
| | | .0000 | 85-2316290 | | | | SCA-SCA Holdings, LLC | DE | NIA | SCA Lutheran Holdings, LLC | Ownership | 51.000 | UnitedHealth Group Incorporated | | |
| | | .0000 | 27-2635371 | | | | SCP Specialty Infusion, LLC | DE | NIA | Optum Infusion Services 500, Inc. | Ownership | 100.000 | UnitedHealth Group Incorporated | | |
| | | .0000 | 98-1202716 | | | | Seisa Serviços Integrados de Saúde Ltda. | BRA | NIA | Cemed Care - Empresa de Atendimento Clínico Geral Ltda. | Ownership | 0.000 | UnitedHealth Group Incorporated | | |
| | | .0000 | | | | | | | | Amil Assistência Médica Internacional S.A. | Ownership | 100.000 | UnitedHealth Group Incorporated | | |
| | | .0000 | 98-1202716 | | | | Seisa Serviços Integrados de Saúde Ltda. | BRA | NIA | | Ownership | 100.000 | UnitedHealth Group Incorporated | | |
| | | .0000 | 86-0739432 | | | | Senior Benefits, L.L.C. | AZ | NIA | USHEALTH Career Agency, Inc. | Ownership | 100.000 | UnitedHealth Group Incorporated | | |
| | | .0000 | 27-1533951 | | | | Serquinox Holdings LLC | DE | NIA | Optum Infusion Services 500, Inc. | Ownership | 100.000 | UnitedHealth Group Incorporated | | |
| | | .0000 | | | | | Servicios de Entrenamiento en Competencias Clínicas Ltda. | CHL | NIA | Sociedad de Inversiones Santa María SpA | Ownership | 0.100 | UnitedHealth Group Incorporated | | |
| | | .0000 | | | | | Servicios de Entrenamiento en Competencias Clínicas Ltda. | CHL | NIA | | Ownership | 99.900 | UnitedHealth Group Incorporated | | |
| | | .0000 | | | | | Servicios Integrados de Salud Ltda. | CHL | NIA | Clínica Santa María S.A. | Ownership | 0.100 | UnitedHealth Group Incorporated | | |
| | | .0000 | | | | | Servicios Integrados de Salud Ltda. | CHL | NIA | Clínica Dávila y Servicios Médicos S.A. | Ownership | 99.900 | UnitedHealth Group Incorporated | | |
| | | .0000 | | | | | Servicios Médicos Amed Quilpué S.A. | CHL | NIA | Laboratorios Médicos Amed Quilpué S.A. | Ownership | 0.100 | UnitedHealth Group Incorporated | | |
| | | .0000 | | | | | Servicios Médicos Amed Quilpué S.A. | CHL | NIA | Centromed Quilpué S.A. | Ownership | 99.900 | UnitedHealth Group Incorporated | | |
| | | .0000 | | | | | Servicios Médicos Bio Bio Ltda. | CHL | NIA | Saden S.A. | Ownership | 1.000 | UnitedHealth Group Incorporated | | |
| | | .0000 | | | | | Servicios Médicos Bio Bio Ltda. | CHL | NIA | Clínica Bio Bio S.A. | Ownership | 99.000 | UnitedHealth Group Incorporated | | |
| | | .0000 | | | | | Servicios Médicos Ciudad del Mar Ltda. | CHL | NIA | Saden S.A. | Ownership | 1.000 | UnitedHealth Group Incorporated | | |
| | | .0000 | | | | | Servicios Médicos Ciudad del Mar Ltda. | CHL | NIA | Clínica Ciudad del Mar S.A. | Ownership | 99.000 | UnitedHealth Group Incorporated | | |
| | | .0000 | | | | | Servicios Médicos Santa María Limitada | CHL | NIA | Sociedad de Inversiones Santa María SpA | Ownership | 99.176 | UnitedHealth Group Incorporated | | |
| | | .0000 | | | | | Servicios Médicos Santa María Limitada | CHL | NIA | Clínica Santa María S.A. | Ownership | 0.824 | UnitedHealth Group Incorporated | | |
| | | .0000 | | | | | Servicios Médicos Vespucio Ltda. | CHL | NIA | Saden S.A. | Ownership | 1.000 | UnitedHealth Group Incorporated | | |
| | | .0000 | | | | | Servicios Médicos Vespucio Ltda. | CHL | NIA | Clínica Vespucio S.A. | Ownership | 99.000 | UnitedHealth Group Incorporated | | |
| | | .0000 | 58-1978974 | | | | SHC Atlanta, LLC | DE | NIA | Surgical Health, LLC | Ownership | 100.000 | UnitedHealth Group Incorporated | | |
| | | .0000 | 58-2013443 | | | | SHC Austin, Inc. | GA | NIA | Surgical Health, LLC | Ownership | 100.000 | UnitedHealth Group Incorporated | | |

16.25

STATEMENT AS OF SEPTEMBER 30, 2020 OF THE UnitedHealthcare of Ohio, Inc.

SCHEDULE Y
PART 1A - DETAIL OF INSURANCE HOLDING COMPANY SYSTEM

| 1 | 2 | 3 | 4 | 5 | 6 | 7 | 8 | 9 | 10 | 11 | 12 | 13 | 14 | 15 | 16 |
|------------|---------------------------------|-------------------|------------|--------------|-----|--|---|-----------------------|-----------------------------------|---|--|--|--|-----------------------------------|----|
| Group Code | Group Name | NAIC Company Code | ID Number | Federal RSSD | CIK | Name of Securities Exchange if Publicly Traded (U.S. or International) | Names of Parent, Subsidiaries Or Affiliates | Domi-ciliary Location | Relation-ship to Reporting Entity | Directly Controlled by (Name of Entity/Person) | Type of Control (Ownership, Board, Management, Attorney-in-Fact, Influence, Other) | If Control is Ownership Provide Percentage | Ultimate Controlling Entity(ies)/Person(s) | Is an SCA Filing Re-quired? (Y/N) | * |
| | | .0000 | 58-2062812 | | | | SHC Hawthorn, Inc. | .GA | NIA | Surgical Health, LLC | Ownership | 100.000 | UnitedHealth Group Incorporated | | |
| | | .0000 | 58-2101924 | | | | SHC Melbourne, Inc. | .GA | NIA | Surgical Health, LLC | Ownership | 100.000 | UnitedHealth Group Incorporated | | |
| .0707 | UnitedHealth Group Incorporated | .71420 | 94-0734860 | | | | Sierra Health and Life Insurance Company, Inc. | .NV | .IA | Sierra Health Services, Inc. | Ownership | 100.000 | UnitedHealth Group Incorporated | | |
| | | .00000 | 88-0200415 | | | | Sierra Health Services, Inc. | .NV | NIA | UnitedHealthcare, Inc. | Ownership | 100.000 | UnitedHealth Group Incorporated | | |
| | | .00000 | 88-0254322 | | | | Sierra Health-Care Options, Inc. | .NV | NIA | Sierra Health Services, Inc. | Ownership | 100.000 | UnitedHealth Group Incorporated | | |
| | | .00000 | 88-0385705 | | | | Sierra Home Medical Products, Inc. | .NV | NIA | Sierra Health Services, Inc. | Ownership | 100.000 | UnitedHealth Group Incorporated | | |
| | | .00000 | 88-0264562 | | | | Sierra Nevada Administrators, Inc. | .NV | NIA | Sierra Health Services, Inc. | Ownership | 100.000 | UnitedHealth Group Incorporated | | |
| | | .00000 | 20-1004228 | | | | Small Business Insurance Advisors, Inc. | .TX | NIA | USHEALTH Group, Inc. | Ownership | 100.000 | UnitedHealth Group Incorporated | | |
| | | .00000 | | | | | Sobam - Centro Médico Hospitalar S.A. | .BRA | .IA | Santa Helena Assistência Médica S.A. | Ownership | 98.088 | UnitedHealth Group Incorporated | | |
| | | .00000 | | | | | Sobam - Centro Médico Hospitalar S.A. | .BRA | .IA | CMO - Centro Médico de Oftalmologia S/S Ltda. | Ownership | 1.912 | UnitedHealth Group Incorporated | | |
| | | .00000 | 98-1453235 | | | | Sociedad de Inversiones Santa María SpA | .CHL | NIA | Clínica Santa María S.A. | Ownership | 99.743 | UnitedHealth Group Incorporated | | |
| | | .00000 | 98-1453235 | | | | Sociedad de Inversiones Santa María SpA | .CHL | NIA | Clínica Dávila y Servicios Médicos S.A. | Ownership | 0.257 | UnitedHealth Group Incorporated | | |
| | | .00000 | 98-1462570 | | | | Sociedad Editorial para la Ciencia Ltda. | .COL | NIA | Constructora Inmobiliaria Magapoq S.A. | Ownership | 0.000 | UnitedHealth Group Incorporated | | 1 |
| | | .00000 | 98-1462570 | | | | Sociedad Editorial para la Ciencia Ltda. | .COL | NIA | Banmedica S.A. | Ownership | 76.290 | UnitedHealth Group Incorporated | | 1 |
| | | .00000 | 20-8433398 | | | | Somerset Outpatient Surgery, L.L.C. | .NJ | NIA | SCA-Somerset, LLC | Ownership | 59.516 | UnitedHealth Group Incorporated | | |
| | | .00000 | 75-2723958 | | | | South Arlington Surgical Providers, LLC | .TX | NIA | Surgical Care Affiliates, LLC | Influence | 0.000 | UnitedHealth Group Incorporated | | |
| | | .00000 | | | | | Southern California Medical Practice Concepts, LLC | .CA | NIA | Riverside Electronic Healthcare Resources, Inc. | Ownership | 100.000 | UnitedHealth Group Incorporated | | 2 |
| | | .00000 | 30-0743767 | | | | Southwest Medical Associates, Inc. | .NV | NIA | Sierra Health Services, Inc. | Ownership | 100.000 | UnitedHealth Group Incorporated | | |
| | | .00000 | 88-0201420 | | | | Southwest Michigan Health Network Inc. | .MI | NIA | UnitedHealthcare, Inc. | Ownership | 100.000 | UnitedHealth Group Incorporated | | |
| | | .00000 | 38-2609888 | | | | Southwest Michigan Health Network Inc. | .MI | NIA | UnitedHealthcare, Inc. | Ownership | 100.000 | UnitedHealth Group Incorporated | | |
| | | .00000 | 36-4369359 | | | | Southwest Surgery Center, LLC | .IL | NIA | SCA-Mokena, LLC | Ownership | 54.299 | UnitedHealth Group Incorporated | | |
| | | .00000 | 75-2516426 | | | | Space Coast Surgical Center, Ltd. | .FL | NIA | Endoscopy Center Affiliates, Inc. | Ownership | 0.889 | UnitedHealth Group Incorporated | | |
| | | .00000 | 75-2516426 | | | | Space Coast Surgical Center, Ltd. | .FL | NIA | SCA Rockledge JV, LLC | Ownership | 52.191 | UnitedHealth Group Incorporated | | |
| | | .00000 | 57-0953005 | | | | Spartanburg Surgery Center, LLC | .SC | NIA | SCA-Spartanburg Holdings, LLC | Ownership | 10.700 | UnitedHealth Group Incorporated | | 3 |
| | | .00000 | 55-0790742 | | | | Specialists in Urology Surgery Center, LLC | .FL | NIA | SCA Specialists of Florida, LLC | Ownership | 100.000 | UnitedHealth Group Incorporated | | |
| | | .00000 | 25-1968213 | | | | Specialized Pharmaceuticals, Inc. | .PA | NIA | QdL Acquisition Holdings Corp. | Ownership | 100.000 | UnitedHealth Group Incorporated | | |
| | | .00000 | 41-1921983 | | | | Specialty Benefits, LLC | .DE | NIA | United HealthCare Services, Inc. | Ownership | 100.000 | UnitedHealth Group Incorporated | | |
| | | .00000 | 20-1494993 | | | | Specialty Billing Solutions, LLC | .CO | NIA | Pinnacle III, LLC | Ownership | 100.000 | UnitedHealth Group Incorporated | | |
| | | .00000 | 20-3412545 | | | | Specialty Surgical Center, LLC | .NJ | NIA | SCA-Sparta, LLC | Ownership | 51.000 | UnitedHealth Group Incorporated | | |
| | | .00000 | 71-0886811 | | | | Spectera of New York, IPA, Inc. | .NY | NIA | Spectera, Inc. | Ownership | 100.000 | UnitedHealth Group Incorporated | | |
| | | .00000 | 52-1260282 | | | | Spectera, Inc. | .MD | NIA | Specialty Benefits, LLC | Ownership | 100.000 | UnitedHealth Group Incorporated | | |
| | | .00000 | 20-4615218 | | | | Sports and Spinal Physical Therapy, Inc. | .DC | NIA | Orthology Inc. | Ownership | 100.000 | UnitedHealth Group Incorporated | | |
| | | .00000 | 46-5587702 | | | | Spotlite, Inc. | .DE | NIA | Rally Health, Inc. | Ownership | 100.000 | UnitedHealth Group Incorporated | | |
| | | .00000 | 62-1770924 | | | | SRPS, LLC | .DE | NIA | Progressive Enterprises Holdings, Inc. | Ownership | 100.000 | UnitedHealth Group Incorporated | | |
| | | .00000 | 75-2201400 | | | | St. Cloud Outpatient Surgery, Ltd., a Minnesota Limited Partnership | .MN | NIA | St. Cloud Surgical Center, LLC | Ownership | 18.724 | UnitedHealth Group Incorporated | | 3 |
| | | .00000 | 41-1348916 | | | | St. Cloud Surgical Center, LLC | .DE | NIA | Surgery Center Holding, LLC | Ownership | 100.000 | UnitedHealth Group Incorporated | | |
| | | .00000 | 61-1748081 | | | | St. Louis Cardiovascular Institute, LLC | .MO | NIA | SCA-St. Louis Holdings, LLC | Ownership | 51.000 | UnitedHealth Group Incorporated | | |
| | | .00000 | 61-1754451 | | | | St. Louis Specialty Surgical Center, LLC | .MO | NIA | SCA-St. Louis Holdings, LLC | Ownership | 51.000 | UnitedHealth Group Incorporated | | |
| | | .00000 | 85-2023852 | | | | Stonegate JV Partners, LLC | .TX | NIA | SCA Stonegate Holdings, LLC | Ownership | 39.216 | UnitedHealth Group Incorporated | | 3 |
| | | .00000 | 20-1211544 | | | | Stonegate Surgery Center, L.P. | .TX | NIA | SCA Stonegate Holdings, LLC | Ownership | 7.671 | UnitedHealth Group Incorporated | | |
| | | .00000 | 20-1211544 | | | | Stonegate Surgery Center, L.P. | .TX | NIA | Stonegate JV Partners, LLC | Ownership | 51.000 | UnitedHealth Group Incorporated | | |
| | | .00000 | 06-1082848 | | | | SunSurgery, LLC | .DE | NIA | Surgical Care Affiliates, LLC | Ownership | 100.000 | UnitedHealth Group Incorporated | | |
| | | .00000 | 82-5164277 | | | | Surgery Center at Cherry Creek, LLC | .CO | NIA | SCA-Denver Physicians Holdings, LLC | Ownership | 100.000 | UnitedHealth Group Incorporated | | |
| | | .00000 | 82-5207693 | | | | Surgery Center at Kissing Camels, LLC | .CO | NIA | SCA-Kissing Camels Holdings, LLC | Ownership | 67.806 | UnitedHealth Group Incorporated | | |
| | | .00000 | 81-3129674 | | | | Surgery Center at St. Vincent, LLC | .OR | NIA | Providence & SCA On-Campus Holdings, LLC | Ownership | 57.700 | UnitedHealth Group Incorporated | | 3 |
| | | .00000 | 62-1739361 | | | | Surgery Center Holding, LLC | .DE | NIA | Surgical Care Affiliates, LLC | Ownership | 100.000 | UnitedHealth Group Incorporated | | |
| | | .00000 | 62-1509341 | | | | Surgery Center of Boca Raton, Inc. | .FL | NIA | Surgical Health, LLC | Ownership | 100.000 | UnitedHealth Group Incorporated | | |
| | | .00000 | 63-1214140 | | | | Surgery Center of Colorado Springs, LLC | .DE | NIA | SC Affiliates, LLC | Ownership | 100.000 | UnitedHealth Group Incorporated | | |
| | | .00000 | 42-1166764 | | | | Surgery Center of Des Moines, LLC | .DE | NIA | Surgery Center Holding, LLC | Ownership | 100.000 | UnitedHealth Group Incorporated | | |
| | | .00000 | 72-1349752 | | | | Surgery Center of Easton, LLC | .DE | NIA | SC Affiliates, LLC | Ownership | 100.000 | UnitedHealth Group Incorporated | | |
| | | .00000 | 63-1212213 | | | | Surgery Center of Ellicott City, Inc. | .DE | NIA | SC Affiliates, LLC | Ownership | 100.000 | UnitedHealth Group Incorporated | | |

STATEMENT AS OF SEPTEMBER 30, 2020 OF THE UnitedHealthcare of Ohio, Inc.

SCHEDULE Y
PART 1A - DETAIL OF INSURANCE HOLDING COMPANY SYSTEM

| 1 | 2 | 3 | 4 | 5 | 6 | 7 | 8 | 9 | 10 | 11 | 12 | 13 | 14 | 15 | 16 |
|------------|---------------------------------|-------------------|------------|--------------|-----|--|--|-----------------------|-----------------------------------|---|--|--|--|-----------------------------------|----|
| Group Code | Group Name | NAIC Company Code | ID Number | Federal RSSD | CIK | Name of Securities Exchange if Publicly Traded (U.S. or International) | Names of Parent, Subsidiaries Or Affiliates | Domi-ciliary Location | Relation-ship to Reporting Entity | Directly Controlled by (Name of Entity/Person) | Type of Control (Ownership, Board, Management, Attorney-in-Fact, Influence, Other) | If Control is Ownership Provide Percentage | Ultimate Controlling Entity(ies)/Person(s) | Is an SCA Filing Re-quired? (Y/N) | * |
| | | .00000 | 20-1733152 | | | | Surgery Center of Fairfield County, LLC | DE | NIA | SCA-Connecticut Partners, LLC | Ownership | 57.644 | UnitedHealth Group Incorporated | | |
| | | .00000 | 62-1179539 | | | | Surgery Center of Lexington, LLC | DE | NIA | SC Affiliates, LLC | Ownership | 49.000 | UnitedHealth Group Incorporated | | 3 |
| | | .00000 | 62-1179537 | | | | Surgery Center of Louisville, LLC | DE | NIA | SC Affiliates, LLC | Ownership | 100.000 | UnitedHealth Group Incorporated | | |
| | | .00000 | 63-1231944 | | | | Surgery Center of Maui, LLC | DE | NIA | SC Affiliates, LLC | Ownership | 100.000 | UnitedHealth Group Incorporated | | |
| | | .00000 | 83-2600045 | | | | Surgery Center of Mt. Scott, LLC | OR | NIA | Providence & SCA Off-Campus Holdings, LLC | Ownership | 51.000 | UnitedHealth Group Incorporated | | 3 |
| | | .00000 | 63-1194204 | | | | Surgery Center of Muskogee, LLC | DE | NIA | SC Affiliates, LLC | Ownership | 100.000 | UnitedHealth Group Incorporated | | |
| | | .00000 | 11-3701564 | | | | Surgery Center of Rockville, L.L.C. | MD | NIA | SCA-Rockville, LLC | Ownership | 59.000 | UnitedHealth Group Incorporated | | |
| | | .00000 | 63-1212214 | | | | Surgery Center of Southern Pines, LLC | DE | NIA | Surgery Center Holding, LLC | Ownership | 100.000 | UnitedHealth Group Incorporated | | |
| | | .00000 | 82-3448050 | | | | Surgery Center of The Woodlands, LLC | TX | NIA | SCA-Woodlands Holdings, LLC | Ownership | 54.790 | UnitedHealth Group Incorporated | | |
| | | .00000 | | | | | Surgery Center of Wilmington Properties, LLC | | | | | | | | |
| | | .00000 | | | | | Surgery Center of Wilmington, LLC | NC | NIA | Surgery Center of Wilmington, LLC | Ownership | 100.000 | UnitedHealth Group Incorporated | | |
| | | .00000 | | | | | Surgery Center of Wilson, LLC | NC | NIA | SCA-Wilmington, LLC | Ownership | 100.000 | UnitedHealth Group Incorporated | | |
| | | .00000 | 26-1767806 | | | | Surgery Centers of Des Moines, Ltd., an Iowa Limited Partnership | IA | NIA | Surgery Center of Des Moines, LLC | Ownership | 68.750 | UnitedHealth Group Incorporated | | |
| | | .00000 | 36-3562598 | | | | Surgery Centers-West Holdings, LLC | DE | NIA | Surgical Care Affiliates, LLC | Ownership | 100.000 | UnitedHealth Group Incorporated | | |
| | | .00000 | 68-0282268 | | | | Surgical Care Affiliates, LLC | DE | NIA | SCAI Holdings, LLC | Ownership | 100.000 | UnitedHealth Group Incorporated | | |
| | | .00000 | 20-8922307 | | | | Surgical Care Partners of Melbourne, LLC | DE | NIA | SHC Melbourne, Inc. | Ownership | 74.848 | UnitedHealth Group Incorporated | | |
| | | .00000 | 46-2971080 | | | | Surgical Care Partners of Fort Worth, LLC | TX | NIA | Surgical Care Affiliates, LLC | Influence | 0.000 | UnitedHealth Group Incorporated | | |
| | | .00000 | 75-1925497 | | | | Surgical Center of Greensboro, LLC | NC | NIA | NSC Greensboro, LLC | Ownership | 35.716 | UnitedHealth Group Incorporated | | 3 |
| | | .00000 | 63-1251243 | | | | Surgical Center of Tuscaloosa Holdings, LLC | AL | NIA | Surgical Care Affiliates, LLC | Ownership | 100.000 | UnitedHealth Group Incorporated | | |
| | | .00000 | 65-1321064 | | | | Surgical Eye Experts, LLC | MA | NIA | Reliant Medical Group, Inc. | Ownership | 100.000 | UnitedHealth Group Incorporated | | 2 |
| | | .00000 | 83-3113263 | | | | Surgical Health Of Orlando, LLC | FL | NIA | Surgical Health, LLC | Ownership | 81.763 | UnitedHealth Group Incorporated | | |
| | | .00000 | 58-1941168 | | | | Surgical Health, LLC | DE | NIA | Surgical Care Affiliates, LLC | Ownership | 100.000 | UnitedHealth Group Incorporated | | |
| | | .00000 | 27-0168681 | | | | Surgical Hospital Holdings of Oklahoma, LLC | DE | NIA | SCA Surgery Holdings, LLC | Ownership | 100.000 | UnitedHealth Group Incorporated | | |
| | | .00000 | 84-4983977 | | | | Surgical Management Solutions, LLC | DE | NIA | SC Affiliates, LLC | Ownership | 100.000 | UnitedHealth Group Incorporated | | |
| | | .00000 | 64-0629000 | | | | Surgicare of Jackson, LLC | DE | NIA | Surgery Center Holding, LLC | Ownership | 100.000 | UnitedHealth Group Incorporated | | |
| | | .00000 | 75-2162993 | | | | Surgicare of Jackson, Ltd., a Mississippi Limited Partnership | MS | NIA | Surgicare of Jackson, LLC | Ownership | 40.000 | UnitedHealth Group Incorporated | | 3 |
| | | .00000 | 75-2287141 | | | | Surgicare of Joliet, Inc. | IL | NIA | Surgery Center Holding, LLC | Ownership | 100.000 | UnitedHealth Group Incorporated | | |
| | | .00000 | 75-2501191 | | | | Surgicare of La Veta, Inc. | CA | NIA | Surgery Centers-West Holdings, LLC | Ownership | 100.000 | UnitedHealth Group Incorporated | | |
| | | .00000 | 75-2507129 | | | | Surgicare of La Veta, Ltd., a California Limited Partnership | CA | NIA | Beach Surgical Holdings III, LLC | Ownership | 28.333 | UnitedHealth Group Incorporated | | 3 |
| | | .00000 | 41-1437636 | | | | Surgicare of Minneapolis, LLC | DE | NIA | Surgery Center Holding, LLC | Ownership | 100.000 | UnitedHealth Group Incorporated | | |
| | | .00000 | 41-1624905 | | | | Surgicare of Minneapolis, Ltd., a Minnesota Limited Partnership | MN | NIA | Surgicare of Minneapolis, LLC | Ownership | 20.513 | UnitedHealth Group Incorporated | | 3 |
| | | .00000 | 75-2459713 | | | | Surgicare of Mobile, LLC | DE | NIA | Surgery Center Holding, LLC | Ownership | 100.000 | UnitedHealth Group Incorporated | | |
| | | .00000 | 75-2459715 | | | | Surgicare of Mobile, Ltd. | AL | NIA | Surgicare of Mobile, LLC | Ownership | 20.000 | UnitedHealth Group Incorporated | | 3 |
| | | .00000 | 75-2448926 | | | | Surgicare of Oceanside, Inc. | CA | NIA | Surgery Center Holding, LLC | Ownership | 100.000 | UnitedHealth Group Incorporated | | |
| | | .00000 | 75-2184730 | | | | Surgicare of Owensboro, LLC | DE | NIA | Surgery Center Holding, LLC | Ownership | 100.000 | UnitedHealth Group Incorporated | | |
| | | .00000 | 75-2200171 | | | | Surgicare of Salem, LLC | DE | NIA | Surgery Center Holding, LLC | Ownership | 100.000 | UnitedHealth Group Incorporated | | |
| | | .00000 | 35-1975122 | | | | Surgicare, LLC | IN | NIA | SCA-Surgicare, LLC | Ownership | 53.684 | UnitedHealth Group Incorporated | | |
| | | .00000 | 82-3717201 | | | | Surgicenter of San Antonio at Westover Hills, LLC | TX | NIA | SCA-Westover Hills, LLC | Ownership | 48.105 | UnitedHealth Group Incorporated | | 3 |
| | | .00000 | 95-3329855 | | | | Surgicenters of Southern California, Inc. | CA | NIA | Surgery Center Holding, LLC | Ownership | 100.000 | UnitedHealth Group Incorporated | | |
| | | .00000 | 85-0571986 | | | | SVHS-SCA Florida JV, LLC | DE | NIA | SCA-Sacred Heart Holdings, LLC | Ownership | 51.000 | UnitedHealth Group Incorporated | | |
| | | .00000 | 46-1536748 | | | | Symphonix Health Holdings LLC | DE | NIA | United HealthCare Services, Inc. | Ownership | 100.000 | UnitedHealth Group Incorporated | | |
| .0707 | UnitedHealth Group Incorporated | 84549 | 38-2044243 | | | | Symphonix Health Insurance, Inc. | IL | IA | Symphonix Health Holdings LLC | Ownership | 100.000 | UnitedHealth Group Incorporated | | |
| | | .00000 | 98-1260384 | | | | Taldene Medical Ltd. | CAN | NIA | UnitedHealthcare Global Canada Limited HealthCare Partners Affiliates Medical Group | Ownership | 49.000 | UnitedHealth Group Incorporated | | 3 |
| | | .00000 | 93-1172065 | | | | Talbert Medical Group, P.C. | CA | NIA | Group | Ownership | 100.000 | UnitedHealth Group Incorporated | | 2 |
| | | .00000 | 42-1446216 | | | | TeamMD Physicians, P.C. | IA | NIA | Physician(s) Owned | Influence | 0.000 | UnitedHealth Group Incorporated | | 2 |
| | | .00000 | 82-1019055 | | | | TeamUP Insurance Services, Inc. | CA | NIA | HealthMarkets Insurance Agency, Inc. | Ownership | 100.000 | UnitedHealth Group Incorporated | | |
| | | .00000 | | | | | Tecnología de Información en Salud S.A. | CHL | NIA | Clínica Santa María S.A. | Ownership | 50.000 | UnitedHealth Group Incorporated | | |

16.27

STATEMENT AS OF SEPTEMBER 30, 2020 OF THE UnitedHealthcare of Ohio, Inc.

SCHEDULE Y
PART 1A - DETAIL OF INSURANCE HOLDING COMPANY SYSTEM

| 1 | 2 | 3 | 4 | 5 | 6 | 7 | 8 | 9 | 10 | 11 | 12 | 13 | 14 | 15 | 16 |
|------------|---------------------------------|-------------------|------------|--------------|-----|--|--|-----------------------|-----------------------------------|--|--|--|--|-----------------------------------|----|
| Group Code | Group Name | NAIC Company Code | ID Number | Federal RSSD | CIK | Name of Securities Exchange if Publicly Traded (U.S. or International) | Names of Parent, Subsidiaries Or Affiliates | Domi-ciliary Location | Relation-ship to Reporting Entity | Directly Controlled by (Name of Entity/Person) | Type of Control (Ownership, Board, Management, Attorney-in-Fact, Influence, Other) | If Control is Ownership Provide Percentage | Ultimate Controlling Entity(ies)/Person(s) | Is an SCA Filing Re-quired? (Y/N) | * |
| | | .0000 | | | | | Tecnología de Información en Salud S.A. | .CHL | NIA | Clínica Dávila y Servicios Médicos S.A. | Ownership | 50.000 | UnitedHealth Group Incorporated | | |
| | | .0000 | 38-3897811 | | | | Texas Health Craig Ranch Surgery Center, LLC | .TX | NIA | Surgical Care Affiliates, LLC | Influence | 0.000 | UnitedHealth Group Incorporated | | |
| | | .0000 | 80-0866449 | | | | Texas Health Flower Mound Orthopedic Surgery Center, LLC | .TX | NIA | Surgical Care Affiliates, LLC | Influence | 0.000 | UnitedHealth Group Incorporated | | |
| | | .0000 | 81-4977249 | | | | Texas Health Orthopedic Surgery Center Alliance, LLC | .TX | NIA | Surgical Care Affiliates, LLC | Influence | 0.000 | UnitedHealth Group Incorporated | | |
| | | .0000 | 82-2296081 | | | | Texas Health Surgery Center Alliance, LLC | .TX | NIA | Surgical Care Affiliates, LLC | Influence | 0.000 | UnitedHealth Group Incorporated | | |
| | | .0000 | 82-1307876 | | | | Texas Health Surgery Center Bedford, LLC | .TX | NIA | Surgical Care Affiliates, LLC | Influence | 0.000 | UnitedHealth Group Incorporated | | |
| | | .0000 | 85-1225852 | | | | Texas Health Surgery Center Chisholm Trail, LLC | .TX | NIA | Surgical Care Affiliates, LLC | Influence | 0.000 | UnitedHealth Group Incorporated | | |
| | | .0000 | 83-1085415 | | | | Texas Health Surgery Center Irving, LLC | .TX | NIA | Surgical Care Affiliates, LLC | Influence | 0.000 | UnitedHealth Group Incorporated | | |
| | | .0000 | 83-0781259 | | | | Texas Health Surgery Center Las Colinas, LLC | .TX | NIA | Surgical Care Affiliates, LLC | Influence | 0.000 | UnitedHealth Group Incorporated | | |
| | | .0000 | 20-3991622 | | | | Texas Health Surgery Center Preston Plaza, LLC | .TX | NIA | Surgical Care Affiliates, LLC | Influence | 0.000 | UnitedHealth Group Incorporated | | |
| | | .0000 | 47-4425996 | | | | Texas Health Surgery Center Rockwall, LLC | .TX | NIA | Surgical Care Affiliates, LLC | Influence | 0.000 | UnitedHealth Group Incorporated | | |
| | | .0000 | | | | | Texas Health Surgery Center Southwest Fort Worth, LLC | .TX | NIA | Surgical Care Affiliates, LLC | Influence | 0.000 | UnitedHealth Group Incorporated | | |
| | | .0000 | 83-1464243 | | | | Texas Health Surgery Center Waxahachie, LLC | .TX | NIA | Surgical Care Affiliates, LLC | Influence | 0.000 | UnitedHealth Group Incorporated | | |
| | | .0000 | 84-1953918 | | | | Texas Health Surgery Center Willow Park, LLC | .TX | NIA | Surgical Care Affiliates, LLC | Influence | 0.000 | UnitedHealth Group Incorporated | | |
| .0707 | UnitedHealth Group Incorporated | .0000 | 52-1468699 | | | | The Advisory Board Company | .DE | NIA | OptumInsight, Inc. | Ownership | 100.000 | UnitedHealth Group Incorporated | | |
| | | .61832 | 52-0676509 | | | | The Chesapeake Life Insurance Company | .OK | IA | HealthMarkets Group, Inc. | Ownership | 100.000 | UnitedHealth Group Incorporated | | |
| | | .0000 | 91-0214500 | | | | The Everett Clinic, PLLC | .WA | NIA | Everett Physicians, Inc. P.S. | Ownership | 100.000 | UnitedHealth Group Incorporated | | 2 |
| | | .0000 | 20-5562797 | | | | The Eye Surgery Center of the Carolinas, L.P. | .NC | NIA | Surgery Center of Southern Pines, LLC | Ownership | 46.000 | UnitedHealth Group Incorporated | | 3 |
| | | .0000 | 56-1970224 | | | | The Lewin Group, Inc. | .NC | NIA | Optum Public Sector Solutions, Inc. | Ownership | 100.000 | UnitedHealth Group Incorporated | | |
| | | .0000 | 95-4418087 | | | | The Magan Medical Group | .CA | NIA | Optum Magan Management, Inc. | Ownership | 50.000 | UnitedHealth Group Incorporated | | |
| | | .0000 | 95-4418087 | | | | The Magan Medical Group | .CA | NIA | HealthCare Partners Affiliates Medical Group | Ownership | 50.000 | UnitedHealth Group Incorporated | | |
| | | .0000 | 61-1409045 | | | | The Outpatient Surgery Center of Hilton Head, LLC | .SC | NIA | SCA-Hilton Head, LLC | Ownership | 50.000 | UnitedHealth Group Incorporated | | |
| | | .0000 | 83-1192367 | | | | The Polyclinic MSO, LLC | .DE | NIA | Collaborative Care Holdings, LLC | Ownership | 80.100 | UnitedHealth Group Incorporated | | |
| | | .0000 | 91-0369070 | | | | The Polyclinic, PLLC | .WA | NIA | Polyclinic Holdings, P.C. | Ownership | 100.000 | UnitedHealth Group Incorporated | | 2 |
| | | .0000 | 72-1349755 | | | | The Surgery Center of Easton, L.P. | .TN | NIA | Surgery Center of Easton, LLC | Ownership | 42.000 | UnitedHealth Group Incorporated | | 3 |
| | | .0000 | 06-1552689 | | | | The Surgical Center of Connecticut, LLC | .CT | NIA | SCA-Main Street, LLC | Ownership | 18.959 | UnitedHealth Group Incorporated | | 3 |
| | | .0000 | 37-1446353 | | | | The Surgical Center of the Treasure Coast, L.L.C. | .FL | NIA | SCA-St. Lucie, LLC | Ownership | 51.000 | UnitedHealth Group Incorporated | | |
| | | .0000 | 26-1579919 | | | | Thomas Johnson Surgery Center, LLC | .MD | NIA | SCA-Frederick, LLC | Ownership | 65.000 | UnitedHealth Group Incorporated | | |
| | | .0000 | 25-1825549 | | | | Three Rivers Holdings, Inc. | .DE | NIA | AmeriChoice Corporation | Ownership | 100.000 | UnitedHealth Group Incorporated | | |
| | | .0000 | 63-1194203 | | | | Three Rivers Surgical Care, L.P. | .TN | NIA | Surgery Center of Muskogee, LLC | Ownership | 14.904 | UnitedHealth Group Incorporated | | |
| | | .0000 | 63-1194203 | | | | Three Rivers Surgical Care, L.P. | .TN | NIA | Muskogee Surgical Investors, LLC | Ownership | 85.096 | UnitedHealth Group Incorporated | | |
| | | .0000 | 59-3143128 | | | | Tmesys, LLC | .FL | NIA | PMSI Holdings, LLC | Ownership | 100.000 | UnitedHealth Group Incorporated | | |
| | | .0000 | 98-1287904 | | | | Topimagem Diagnóstico por Imagem Ltda. | .BRA | NIA | Esho - Empresa de Serviços Hospitalares S.A. | Ownership | 99.000 | UnitedHealth Group Incorporated | | 1 |
| | | .0000 | 83-1528858 | | | | Trails Edge Surgery Center, LLC | .FL | NIA | SCA-Bonita Springs, LLC | Ownership | 59.000 | UnitedHealth Group Incorporated | | |
| | | .0000 | 46-5482620 | | | | Trauma Surgery Affiliates, LLC | .TX | NIA | National Surgery Centers, LLC | Ownership | 49.000 | UnitedHealth Group Incorporated | | 3 |
| | | .0000 | 52-1431155 | | | | Travel Express Incorporated | .MD | NIA | FrontierMEDEX, Inc. | Ownership | 100.000 | UnitedHealth Group Incorporated | | |
| | | .0000 | 46-2613170 | | | | Treasure Valley Emerald Properties, LLC | .DE | NIA | Treasure Valley Hospital Limited Partnership | Ownership | 100.000 | UnitedHealth Group Incorporated | | 3 |
| | | .0000 | 33-0592165 | | | | Treasure Valley Hospital Limited Partnership | .ID | NIA | Surgical Health, LLC | Ownership | 38.495 | UnitedHealth Group Incorporated | | 3 |
| | | .0000 | 46-5530255 | | | | Trio Motion, LLC | .DE | NIA | Savvysherpa, LLC | Ownership | 100.000 | UnitedHealth Group Incorporated | | |

SCHEDULE Y
PART 1A - DETAIL OF INSURANCE HOLDING COMPANY SYSTEM

| 1 | 2 | 3 | 4 | 5 | 6 | 7 | 8 | 9 | 10 | 11 | 12 | 13 | 14 | 15 | 16 |
|------------|---------------------------------|-------------------|------------|--------------|------------|--|--|-----------------------|-----------------------------------|--|--|--|--|-----------------------------------|----|
| Group Code | Group Name | NAIC Company Code | ID Number | Federal RSSD | CIK | Name of Securities Exchange if Publicly Traded (U.S. or International) | Names of Parent, Subsidiaries Or Affiliates | Domi-ciliary Location | Relation-ship to Reporting Entity | Directly Controlled by (Name of Entity/Person) | Type of Control (Ownership, Board, Management, Attorney-in-Fact, Influence, Other) | If Control is Ownership Provide Percentage | Ultimate Controlling Entity(ies)/Person(s) | Is an SCA Filing Re-quired? (Y/N) | * |
| | | .00000 | 84-3719654 | | | | Triple Aim Partners, LLC | DE | NIA | Optum, Inc. | Ownership | 100.000 | UnitedHealth Group Incorporated | | |
| | | .00000 | 63-0974161 | | | | Tuscaloosa Surgical Center, L.P. | AL | NIA | Surgical Center of Tuscaloosa Holdings, LLC | Ownership | 30.000 | UnitedHealth Group Incorporated | | 3 |
| | | .00000 | 94-3077084 | | | | U.S. Behavioral Health Plan, California | CA | IA | United Behavioral Health | Ownership | 100.000 | UnitedHealth Group Incorporated | | |
| | | .00000 | 98-1388279 | | | | UHC Finance (Ireland) Unlimited Company | IRL | NIA | UnitedHealth Group International Finance (Ireland) Unlimited Company | Ownership | 100.000 | UnitedHealth Group Incorporated | | |
| | | .00000 | 41-1913059 | | | | UHC International Services, Inc. | DE | NIA | UnitedHealth Group Incorporated | Ownership | 100.000 | UnitedHealth Group Incorporated | | |
| | | .00000 | 95-2931460 | | | | UHC of California | CA | IA | United HealthCare Services, Inc. | Ownership | 100.000 | UnitedHealth Group Incorporated | | |
| | | .00000 | 98-1103713 | | | | UHCG - FZE | ARE | NIA | UnitedHealthcare Global Medical (UK) Limited | Ownership | 100.000 | UnitedHealth Group Incorporated | | |
| | | .00000 | 98-1372063 | | | | UHCG Holdings (Ireland) Limited | IRL | NIA | United HealthCare Services, Inc. | Ownership | 100.000 | UnitedHealth Group Incorporated | | |
| | | .00000 | 98-1372064 | | | | UHCG Services (Ireland) Limited | IRL | NIA | UHCG Holdings (Ireland) Limited | Ownership | 100.000 | UnitedHealth Group Incorporated | | |
| | | .00000 | 98-1122490 | | | | UHG Brasil Participações S.A. | BRA | NIA | Polar II Fundo de Investimento em Participações Multiestrategia | Ownership | 100.000 | UnitedHealth Group Incorporated | | |
| | | .00000 | 41-1921008 | | | | UHIC Holdings, Inc. | DE | NIA | United HealthCare Services, Inc. | Ownership | 100.000 | UnitedHealth Group Incorporated | | |
| | | .00000 | 75-2922396 | | | | UICI Funding Corp. 2 | DE | NIA | HealthMarkets, LLC | Ownership | 100.000 | UnitedHealth Group Incorporated | | |
| | | .00000 | 39-1995276 | | | | UMR, Inc. | DE | NIA | United HealthCare Services, Inc. | Ownership | 100.000 | UnitedHealth Group Incorporated | | |
| | | .00000 | 98-1444648 | | | | Unidad Médica Diagnóstico S.A. | COL | NIA | Colmedica Medicina Prepagada S.A. | Ownership | 92.380 | UnitedHealth Group Incorporated | | |
| | | .00000 | 98-1444648 | | | | Unidad Médica Diagnóstico S.A. | COL | NIA | Banmedica Internacional SpA | Ownership | 7.620 | UnitedHealth Group Incorporated | | |
| .0707 | UnitedHealth Group Incorporated | 91529 | 52-1996029 | | | | Unimerica Insurance Company | WI | IA | OptumHealth Holdings, LLC | Ownership | 100.000 | UnitedHealth Group Incorporated | | |
| | | | | | | | Unimerica Life Insurance Company of New York | | | | | | | | |
| .0707 | UnitedHealth Group Incorporated | .11596 | 01-0637149 | | | | Unison Health Plan of Delaware, Inc. | NY | IA | UnitedHealthcare Insurance Company | Ownership | 100.000 | UnitedHealth Group Incorporated | | |
| | | .00000 | 20-5917714 | | | | United Behavioral Health | DE | IA | Three Rivers Holdings, Inc. | Ownership | 100.000 | UnitedHealth Group Incorporated | | |
| | | .00000 | 94-2649097 | | | | United Behavioral Health of New York, I.P.A., Inc. | CA | NIA | OptumHealth Holdings, LLC | Ownership | 100.000 | UnitedHealth Group Incorporated | | |
| | | .00000 | 41-1868911 | | | | United Group Reinsurance, Inc. | NY | NIA | United Behavioral Health | Ownership | 100.000 | UnitedHealth Group Incorporated | | |
| | | .00000 | 75-2583080 | | | | United HealthCare Services, Inc. | TCA | NIA | HealthMarkets, LLC | Ownership | 100.000 | UnitedHealth Group Incorporated | | |
| | | .00000 | 41-1289245 | 3410132 | | | United Management Services, Inc. | DE | UDP | UnitedHealth Group Incorporated | Ownership | 100.000 | UnitedHealth Group Incorporated | | |
| | | .00000 | 75-2601147 | | | | United Resource Networks IPA of New York, Inc. | NY | NIA | HealthMarkets, LLC | Ownership | 100.000 | UnitedHealth Group Incorporated | | |
| | | .00000 | 30-0318238 | | | | UnitedHealth Advisors, LLC | NY | NIA | OptumHealth Care Solutions, LLC | Ownership | 100.000 | UnitedHealth Group Incorporated | | |
| | | .00000 | 01-0538317 | | | | UnitedHealth Group Finance Inc. | ME | NIA | United HealthCare Services, Inc. | Ownership | 100.000 | UnitedHealth Group Incorporated | | |
| | | .00000 | 84-3188598 | | | | UnitedHealth Group Incorporated | DE | NIA | Bordeaux (Barbados) Holdings III, S.r.l. | Ownership | 100.000 | UnitedHealth Group Incorporated | | |
| | | .00000 | 41-1321939 | 4665014 | 0000731766 | New York Stock Exchange | UnitedHealth Group International Finance (Ireland) Unlimited Company | DE | UIP | Self | Ownership | 100.000 | UnitedHealth Group Incorporated | | |
| | | .00000 | 98-1422474 | | | | UnitedHealth Group International GP | IRL | NIA | UnitedHealthcare Europe S.á r.l. | Ownership | 100.000 | UnitedHealth Group Incorporated | | |
| | | .00000 | 98-1079826 | | | | UnitedHealth Group Ventures, LLC | CYM | NIA | FrontierMEDEX US, Inc. | Ownership | 100.000 | UnitedHealth Group Incorporated | | |
| | | .00000 | 46-3311984 | | | | UnitedHealth International, Inc. | DE | NIA | UnitedHealth Group Incorporated | Ownership | 100.000 | UnitedHealth Group Incorporated | | |
| | | .00000 | 41-1917398 | | | | UnitedHealth Military & Veterans Services, LLC | DE | NIA | UnitedHealth Group Incorporated | Ownership | 100.000 | UnitedHealth Group Incorporated | | |
| | | .00000 | 26-2574977 | | | | UnitedHealth UK Limited | DE | NIA | United HealthCare Services, Inc. | Ownership | 100.000 | UnitedHealth Group Incorporated | | |
| .0707 | UnitedHealth Group Incorporated | 95174 | 33-0115163 | | | | UnitedHealthcare Benefits of Texas, Inc. | GBR | NIA | Optum Solutions UK Holdings Limited | Ownership | 100.000 | UnitedHealth Group Incorporated | | |
| | | .00000 | 47-3221444 | | | | UnitedHealthcare Benefits Plan of California | TX | IA | United HealthCare Services, Inc. | Ownership | 100.000 | UnitedHealth Group Incorporated | | |
| | | .00000 | 46-4348775 | | | | UnitedHealthcare Community Plan of California, Inc. | CA | IA | United HealthCare Services, Inc. | Ownership | 100.000 | UnitedHealth Group Incorporated | | |
| .0707 | UnitedHealth Group Incorporated | .13168 | 26-2688274 | | | | UnitedHealthcare Community Plan of Georgia, Inc. | CA | IA | United HealthCare Services, Inc. | Ownership | 100.000 | UnitedHealth Group Incorporated | | |
| .0707 | UnitedHealth Group Incorporated | .12323 | 56-2451429 | | | | UnitedHealthcare Community Plan of Ohio, Inc. | GA | IA | AmeriChoice Corporation | Ownership | 100.000 | UnitedHealth Group Incorporated | | |
| .0707 | UnitedHealth Group Incorporated | .11141 | 91-2008361 | | | | UnitedHealthcare Community Plan of Texas, L.L.C. | OH | IA | Three Rivers Holdings, Inc. | Ownership | 100.000 | UnitedHealth Group Incorporated | | |
| .0707 | UnitedHealth Group Incorporated | .95467 | 38-3204052 | | | | UnitedHealthcare Community Plan, Inc. | TX | IA | Ovations, Inc. | Ownership | 100.000 | UnitedHealth Group Incorporated | | |
| | | | | | | | | MI | IA | AmeriChoice Corporation | Ownership | 100.000 | UnitedHealth Group Incorporated | | |

STATEMENT AS OF SEPTEMBER 30, 2020 OF THE UnitedHealthcare of Ohio, Inc.

SCHEDULE Y
PART 1A - DETAIL OF INSURANCE HOLDING COMPANY SYSTEM

| 1 | 2 | 3 | 4 | 5 | 6 | 7 | 8 | 9 | 10 | 11 | 12 | 13 | 14 | 15 | 16 |
|------------|---------------------------------|-------------------|------------|--------------|-----|--|--|-----------------------|-----------------------------------|--|--|--|--|-----------------------------------|----|
| Group Code | Group Name | NAIC Company Code | ID Number | Federal RSSD | CIK | Name of Securities Exchange if Publicly Traded (U.S. or International) | Names of Parent, Subsidiaries Or Affiliates | Domi-ciliary Location | Relation-ship to Reporting Entity | Directly Controlled by (Name of Entity/Person) | Type of Control (Ownership, Board, Management, Attorney-in-Fact, Influence, Other) | If Control is Ownership Provide Percentage | Ultimate Controlling Entity(ies)/Person(s) | Is an SCA Filing Re-quired? (Y/N) | * |
| | | .0000 | 98-1200034 | | | | UnitedHealthcare Consulting & Assistance Service (Beijing) Co., Ltd. | CHN | NIA | UnitedHealthcare International I B.V. | Ownership | 100.000 | UnitedHealth Group Incorporated | | |
| | | .0000 | 98-1199879 | | | | UnitedHealthcare Europe S.à r.l. | LUX | NIA | Bordeaux UK Holdings II Limited | Ownership | 100.000 | UnitedHealth Group Incorporated | | |
| | | .0000 | 98-1104429 | | | | UnitedHealthcare Global Canada Limited | CAN | NIA | UnitedHealthcare International I B.V. | Ownership | 100.000 | UnitedHealth Group Incorporated | | |
| | | .0000 | 98-1029201 | | | | UnitedHealthcare Global Medical (UK) Limited | | | | | | | | |
| | | .0000 | 98-1099116 | | | | UnitedHealthcare India Private Limited | GBR | NIA | UnitedHealthcare International I B.V. | Ownership | 100.000 | UnitedHealth Group Incorporated | | |
| | | .0000 | 98-1099116 | | | | UnitedHealthcare India Private Limited | IND | NIA | UnitedHealth International, Inc. | Ownership | 0.001 | UnitedHealth Group Incorporated | | |
| .0707 | UnitedHealth Group Incorporated | .79413 | 36-2739571 | | | | UnitedHealthcare Insurance Company | IND | NIA | OptumHealth International B.V. | Ownership | 99.999 | UnitedHealth Group Incorporated | | |
| | | | | | | | UnitedHealthcare Insurance Company | CT | IA | UHC Holdings, Inc. | Ownership | 100.000 | UnitedHealth Group Incorporated | | |
| .0707 | UnitedHealth Group Incorporated | .60318 | 36-3800349 | | | | UnitedHealthcare Insurance Company of Illinois | IL | IA | UnitedHealthcare Insurance Company | Ownership | 100.000 | UnitedHealth Group Incorporated | | |
| .0707 | UnitedHealth Group Incorporated | .60093 | 11-3283886 | | | | UnitedHealthcare Insurance Company of New York | NY | IA | UnitedHealthcare Insurance Company | Ownership | 100.000 | UnitedHealth Group Incorporated | | |
| .0707 | UnitedHealth Group Incorporated | .12231 | 20-1902768 | | | | UnitedHealthcare Insurance Company of the River Valley | IL | IA | UnitedHealthcare, Inc. | Ownership | 100.000 | UnitedHealth Group Incorporated | | |
| | | .0000 | 98-1372065 | | | | UnitedHealthcare Insurance Designated Activity Company | IRL | IA | UHC Holdings (Ireland) Limited | Ownership | 100.000 | UnitedHealth Group Incorporated | | |
| | | .0000 | 86-0618309 | | | | UnitedHealthcare Integrated Services, Inc. | AZ | IA | Ovations, Inc. | Ownership | 100.000 | UnitedHealth Group Incorporated | | |
| | | .0000 | 41-1988797 | | | | UnitedHealthcare International Asia, LLC | DE | NIA | UnitedHealth Group Incorporated | Ownership | 100.000 | UnitedHealth Group Incorporated | | |
| | | .0000 | 98-1100512 | | | | UnitedHealthcare International I B.V. | NLD | NIA | FrontierMEDX US, Inc. | Ownership | 100.000 | UnitedHealth Group Incorporated | | |
| | | .0000 | 98-1079459 | | | | UnitedHealthcare International III S.à r.l. | LUX | NIA | Bordeaux UK Holdings I Limited | Ownership | 100.000 | UnitedHealth Group Incorporated | | |
| | | .0000 | 98-1340853 | | | | UnitedHealthcare International III B.V. | NLD | NIA | UnitedHealthcare Europe S.à r.l. | Ownership | 100.000 | UnitedHealth Group Incorporated | | |
| | | .0000 | 98-1077436 | | | | UnitedHealthcare International III S.à r.l. | LUX | NIA | Optum Services (Ireland) Limited | Ownership | 100.000 | UnitedHealth Group Incorporated | | |
| | | .0000 | 98-1080926 | | | | UnitedHealthcare International IV S.à r.l. | LUX | NIA | UnitedHealthcare International VIII S.à r.l. | Ownership | 100.000 | UnitedHealth Group Incorporated | | |
| | | .0000 | 98-1372060 | | | | UnitedHealthcare International VII S.à r.l. | LUX | NIA | UHC Finance (Ireland) Unlimited Company | Ownership | 100.000 | UnitedHealth Group Incorporated | | |
| | | .0000 | 98-1372062 | | | | UnitedHealthcare International VIII S.à r.l. | LUX | NIA | UnitedHealthcare International X S.à r.l. | Ownership | 100.000 | UnitedHealth Group Incorporated | | |
| | | .0000 | 98-1443728 | | | | UnitedHealthcare International X S.à r.l. | LUX | NIA | UnitedHealthcare International III S.à r.l. | Ownership | 100.000 | UnitedHealth Group Incorporated | | |
| .0707 | UnitedHealth Group Incorporated | .97179 | 86-0207231 | | | | UnitedHealthcare Life Insurance Company | WI | IA | Golden Rule Financial Corporation | Ownership | 100.000 | UnitedHealth Group Incorporated | | |
| .0707 | UnitedHealth Group Incorporated | .95784 | 63-0899562 | | | | UnitedHealthcare of Alabama, Inc. | AL | IA | UnitedHealthcare, Inc. | Ownership | 100.000 | UnitedHealth Group Incorporated | | |
| .0707 | UnitedHealth Group Incorporated | .96016 | 86-0507074 | | | | UnitedHealthcare of Arizona, Inc. | AZ | IA | UnitedHealthcare, Inc. | Ownership | 100.000 | UnitedHealth Group Incorporated | | |
| .0707 | UnitedHealth Group Incorporated | .95446 | 63-1036819 | | | | UnitedHealthcare of Arkansas, Inc. | AR | IA | UnitedHealthcare, Inc. | Ownership | 100.000 | UnitedHealth Group Incorporated | | |
| .0707 | UnitedHealth Group Incorporated | .95090 | 84-1004639 | | | | UnitedHealthcare of Colorado, Inc. | CO | IA | UnitedHealthcare, Inc. | Ownership | 100.000 | UnitedHealth Group Incorporated | | |
| .0707 | UnitedHealth Group Incorporated | .95264 | 59-1293865 | | | | UnitedHealthcare of Florida, Inc. | FL | IA | UnitedHealthcare, Inc. | Ownership | 100.000 | UnitedHealth Group Incorporated | | |
| .0707 | UnitedHealth Group Incorporated | .95850 | 58-1653544 | | | | UnitedHealthcare of Georgia, Inc. | GA | IA | UnitedHealthcare, Inc. | Ownership | 100.000 | UnitedHealth Group Incorporated | | |
| .0707 | UnitedHealth Group Incorporated | .95776 | 36-3280214 | | | | UnitedHealthcare of Illinois, Inc. | IL | IA | UnitedHealthcare, Inc. | Ownership | 100.000 | UnitedHealth Group Incorporated | | |
| .0707 | UnitedHealth Group Incorporated | .96644 | 62-1240316 | | | | UnitedHealthcare of Kentucky, Ltd. | KY | IA | UnitedHealthcare, Inc. | Ownership | 5.828 | UnitedHealth Group Incorporated | | |
| .0707 | UnitedHealth Group Incorporated | .96644 | 62-1240316 | | | | UnitedHealthcare of Kentucky, Ltd. | KY | IA | UnitedHealthCare Services, Inc. | Ownership | 94.172 | UnitedHealth Group Incorporated | | |
| .0707 | UnitedHealth Group Incorporated | .95833 | 72-1074008 | | | | UnitedHealthcare of Louisiana, Inc. | LA | IA | UnitedHealthcare, Inc. | Ownership | 100.000 | UnitedHealth Group Incorporated | | |
| .0707 | UnitedHealth Group Incorporated | .95716 | 63-1036817 | | | | UnitedHealthcare of Mississippi, Inc. | MS | IA | UnitedHealthcare, Inc. | Ownership | 100.000 | UnitedHealth Group Incorporated | | |
| .0707 | UnitedHealth Group Incorporated | .95149 | 05-0413469 | | | | UnitedHealthcare of New England, Inc. | RI | IA | UnitedHealthCare Services, Inc. | Ownership | 100.000 | UnitedHealth Group Incorporated | | |
| .0707 | UnitedHealth Group Incorporated | .13214 | 26-2697886 | | | | UnitedHealthcare of New Mexico, Inc. | NM | IA | UnitedHealthcare Insurance Company | Ownership | 100.000 | UnitedHealth Group Incorporated | | |
| .0707 | UnitedHealth Group Incorporated | .95085 | 06-1172891 | | | | UnitedHealthcare of New York, Inc. | NY | IA | AmeriChoice Corporation | Ownership | 100.000 | UnitedHealth Group Incorporated | | |
| .0707 | UnitedHealth Group Incorporated | .95103 | 56-1461010 | | | | UnitedHealthcare of North Carolina, Inc. | NC | IA | UnitedHealthcare, Inc. | Ownership | 100.000 | UnitedHealth Group Incorporated | | |
| .0707 | UnitedHealth Group Incorporated | .95186 | 31-1142815 | | | | UnitedHealthcare of Ohio, Inc. | OH | RE | UnitedHealthCare Services, Inc. | Ownership | 100.000 | UnitedHealth Group Incorporated | | |
| .0707 | UnitedHealth Group Incorporated | .96903 | 33-0115166 | | | | UnitedHealthcare of Oklahoma, Inc. | OK | IA | UnitedHealthCare Services, Inc. | Ownership | 100.000 | UnitedHealth Group Incorporated | | |
| .0707 | UnitedHealth Group Incorporated | .95893 | 93-0938819 | | | | UnitedHealthcare of Oregon, Inc. | OR | IA | UnitedHealthCare Services, Inc. | Ownership | 100.000 | UnitedHealth Group Incorporated | | |
| .0707 | UnitedHealth Group Incorporated | .95220 | 25-1756858 | | | | UnitedHealthcare of Pennsylvania, Inc. | PA | IA | Three Rivers Holdings, Inc. | Ownership | 100.000 | UnitedHealth Group Incorporated | | |
| .0707 | UnitedHealth Group Incorporated | .16740 | 35-2674992 | | | | UnitedHealthcare of South Carolina, Inc. | SC | IA | UnitedHealthcare, Inc. | Ownership | 100.000 | UnitedHealth Group Incorporated | | |
| .0707 | UnitedHealth Group Incorporated | .95765 | 95-3939697 | | | | UnitedHealthcare of Texas, Inc. | TX | IA | UnitedHealthcare, Inc. | Ownership | 100.000 | UnitedHealth Group Incorporated | | |
| .0707 | UnitedHealth Group Incorporated | .95025 | 52-1130183 | | | | UnitedHealthcare of the Mid-Atlantic, Inc. | MD | IA | UnitedHealthcare, Inc. | Ownership | 100.000 | UnitedHealth Group Incorporated | | |
| .0707 | UnitedHealth Group Incorporated | .95591 | 47-0676824 | | | | UnitedHealthcare of the Midlands, Inc. | NE | IA | UnitedHealthcare, Inc. | Ownership | 100.000 | UnitedHealth Group Incorporated | | |

STATEMENT AS OF SEPTEMBER 30, 2020 OF THE UnitedHealthcare of Ohio, Inc.

SCHEDULE Y
PART 1A - DETAIL OF INSURANCE HOLDING COMPANY SYSTEM

| 1 | 2 | 3 | 4 | 5 | 6 | 7 | 8 | 9 | 10 | 11 | 12 | 13 | 14 | 15 | 16 |
|------------|---------------------------------|-------------------|------------|--------------|-----|--|---|-----------------------|-----------------------------------|--|--|--|--|-----------------------------------|----|
| Group Code | Group Name | NAIC Company Code | ID Number | Federal RSSD | CIK | Name of Securities Exchange if Publicly Traded (U.S. or International) | Names of Parent, Subsidiaries Or Affiliates | Domi-ciliary Location | Relation-ship to Reporting Entity | Directly Controlled by (Name of Entity/Person) | Type of Control (Ownership, Board, Management, Attorney-in-Fact, Influence, Other) | If Control is Ownership Provide Percentage | Ultimate Controlling Entity(ies)/Person(s) | Is an SCA Filing Re-quired? (Y/N) | * |
| .0707 | UnitedHealth Group Incorporated | 96385 | 43-1361841 | | | | UnitedHealthcare of the Midwest, Inc. | MO | IA | UnitedHealthcare, Inc. | Ownership | 100.000 | UnitedHealth Group Incorporated | | |
| .0707 | UnitedHealth Group Incorporated | 95501 | 41-1488563 | | | | UnitedHealthcare of Utah, Inc. | UT | IA | UnitedHealthcare, Inc. | Ownership | 100.000 | UnitedHealth Group Incorporated | | |
| .0707 | UnitedHealth Group Incorporated | 48038 | 91-1312551 | | | | UnitedHealthcare of Washington, Inc. | WA | IA | United HealthCare Services, Inc. | Ownership | 100.000 | UnitedHealth Group Incorporated | | |
| .0707 | UnitedHealth Group Incorporated | 95710 | 39-1555888 | | | | UnitedHealthcare of Wisconsin, Inc. | WI | IA | UnitedHealthcare, Inc. | Ownership | 100.000 | UnitedHealth Group Incorporated | | |
| .0707 | UnitedHealth Group Incorporated | 95378 | 36-3379945 | | | | UnitedHealthcare Plan of the River Valley, Inc. | IL | IA | UnitedHealthcare, Inc. | Ownership | 100.000 | UnitedHealth Group Incorporated | | |
| | | .00000 | 47-0854646 | | | | UnitedHealthcare Service LLC | DE | NIA | UnitedHealthcare Insurance Company | Ownership | 100.000 | UnitedHealth Group Incorporated | | |
| | | .00000 | 01-0518346 | | | | UnitedHealthcare Specialty Benefits, LLC | ME | NIA | Specialty Benefits, LLC | Ownership | 100.000 | UnitedHealth Group Incorporated | | |
| | | .00000 | 41-1922511 | | | | UnitedHealthcare, Inc. | DE | NIA | United HealthCare Services, Inc. | Ownership | 100.000 | UnitedHealth Group Incorporated | | |
| | | .00000 | 27-0815205 | | | | Unity Health Network, LLC | DE | NIA | Collaborative Care Holdings, LLC | Ownership | 80.100 | UnitedHealth Group Incorporated | | |
| | | .00000 | 26-4219191 | | | | UpFront Insurance Agency, LLC | MN | NIA | Savvysherpa, LLC | Ownership | 100.000 | UnitedHealth Group Incorporated | | |
| | | .00000 | 83-4657754 | | | | Upland Holdings, LLC | CA | NIA | NSC Upland, LLC | Ownership | 58.991 | UnitedHealth Group Incorporated | | |
| | | .00000 | 33-0812827 | | | | Upland Outpatient Surgical Center, L.P. | CA | NIA | Upland Holdings, LLC | Ownership | 51.000 | UnitedHealth Group Incorporated | | |
| | | .00000 | 26-0382877 | | | | Urgent Care Holdings, Inc. | DE | NIA | Optum Clinics Intermediate Holdings, Inc. | Ownership | 100.000 | UnitedHealth Group Incorporated | | |
| | | .00000 | 26-3667220 | | | | Urgent Care MSO, LLC | DE | NIA | Urgent Care Holdings, Inc. | Ownership | 100.000 | UnitedHealth Group Incorporated | | |
| | | .00000 | 75-2613230 | | | | Urology Associates of North Texas, P.L.L.C. | TX | NIA | USMD Affiliated Services | Ownership | 100.000 | UnitedHealth Group Incorporated | | |
| | | .00000 | 20-3887008 | | | | USHEALTH Academy, Inc. | TX | NIA | USHEALTH Group, Inc. | Ownership | 100.000 | UnitedHealth Group Incorporated | | |
| | | .00000 | 26-4163593 | | | | USHEALTH Administrators, LLC | DE | NIA | USHEALTH Group, Inc. | Ownership | 100.000 | UnitedHealth Group Incorporated | | |
| | | .00000 | 26-3887598 | | | | USHEALTH Advisors, LLC | TX | NIA | USHEALTH Group, Inc. | Ownership | 100.000 | UnitedHealth Group Incorporated | | |
| | | .00000 | 75-2192748 | | | | USHEALTH Career Agency, Inc. | DE | NIA | USHEALTH Group, Inc. | Ownership | 100.000 | UnitedHealth Group Incorporated | | |
| | | .00000 | 75-2225185 | | | | USHEALTH Funding, Inc. | DE | NIA | USHEALTH Group, Inc. | Ownership | 100.000 | UnitedHealth Group Incorporated | | |
| | | .00000 | 73-1165000 | | | | USHEALTH Group, Inc. | DE | NIA | Golden Rule Financial Corporation | Ownership | 100.000 | UnitedHealth Group Incorporated | | |
| | | .00000 | 20-8048861 | | | | USMD Administrative Services, L.L.C. | TX | NIA | USMD Inc. | Ownership | 100.000 | UnitedHealth Group Incorporated | | |
| | | .00000 | 27-2956222 | | | | USMD Affiliated Services | TX | NIA | USMD Inc. | Ownership | 100.000 | UnitedHealth Group Incorporated | | |
| | | .00000 | 27-2803133 | | | | USMD Diagnostic Services, LLC | TX | NIA | WellMed Networks, Inc. | Ownership | 100.000 | UnitedHealth Group Incorporated | | 2 |
| | | .00000 | 27-2866866 | | | | USMD Holdings, Inc. | DE | NIA | WellMed Medical Management, Inc. | Ownership | 100.000 | UnitedHealth Group Incorporated | | |
| | | .00000 | 73-1662763 | | | | USMD Hospital at Arlington, L.P. | TX | NIA | MAT-RX DEVELOPMENT, L.L.C. | Ownership | 45.396 | UnitedHealth Group Incorporated | | 2 |
| | | .00000 | 20-3571243 | | | | USMD Hospital at Fort Worth, L.P. | TX | NIA | MAT-RX DEVELOPMENT, L.L.C. | Ownership | 20.024 | UnitedHealth Group Incorporated | | 2 |
| | | .00000 | 20-8050318 | | | | USMD Inc. | TX | NIA | USMD Holdings, Inc. | Ownership | 100.000 | UnitedHealth Group Incorporated | | |
| | | .00000 | 73-1662757 | | | | USMD of Arlington GP, L.L.C. | TX | NIA | MAT-RX DEVELOPMENT, L.L.C. | Ownership | 100.000 | UnitedHealth Group Incorporated | | 2 |
| | | .00000 | 35-2446102 | | | | USMD PPM, LLC | TX | NIA | USMD Inc. | Ownership | 100.000 | UnitedHealth Group Incorporated | | |
| | | .00000 | 87-0757396 | | | | Valley Physicians Network, Inc. | CA | NIA | PrimeCare Medical Network, Inc. | Ownership | 100.000 | UnitedHealth Group Incorporated | | |
| | | .00000 | 85-0780051 | | | | Vascular Labs of the Rockies ASC, LLC | DE | NIA | SCA-VLR Holdings Company, LLC | Ownership | 51.000 | UnitedHealth Group Incorporated | | |
| | | .00000 | 81-2820395 | | | | Via Vitae MSO, LLC | DE | NIA | OC Cardiology Practice Partners, LLC | Ownership | 70.000 | UnitedHealth Group Incorporated | | |
| | | .00000 | 98-1443076 | | | | Vida Integra S.A. | CHL | NIA | Saden S.A. | Ownership | 0.000 | UnitedHealth Group Incorporated | | |
| | | .00000 | 98-1443076 | | | | Vida Integra S.A. | CHL | NIA | Banmedica S.A. | Ownership | 100.000 | UnitedHealth Group Incorporated | | |
| | | .00000 | 98-1444067 | | | | Vida Tres Internacional S.A. | CHL | NIA | Saden S.A. | Ownership | 0.000 | UnitedHealth Group Incorporated | | |
| | | .00000 | 98-1444067 | | | | Vida Tres Internacional S.A. | CHL | NIA | Banmedica S.A. | Ownership | 100.000 | UnitedHealth Group Incorporated | | |
| | | .00000 | 85-2278858 | | | | Virtua-SCA Holdings II, LLC | DE | NIA | SCA Outside New Jersey, LLC | Influence | 100.000 | UnitedHealth Group Incorporated | | 3 |
| | | .00000 | | | | | Virtual Therapeutics Corporation | DE | NIA | United HealthCare Services, Inc. | Ownership | 33.000 | UnitedHealth Group Incorporated | | 3 |
| | | .00000 | 85-1453387 | | | | Vitucci, LCSW, P.C. | IL | NIA | Physician(s) Owned | Influence | 0.000 | UnitedHealth Group Incorporated | | 2 |
| | | .00000 | | | | | Vivify Health Canada, Inc. | CAN | NIA | Vivify Health, Inc. | Ownership | 100.000 | UnitedHealth Group Incorporated | | |
| | | .00000 | 27-1348358 | | | | Vivify Health, Inc. | DE | NIA | OptumHealth Care Solutions, LLC | Ownership | 100.000 | UnitedHealth Group Incorporated | | |
| | | .00000 | 36-4499777 | | | | Walnut Hill Surgery Center, LLC | TX | NIA | Surgical Care Affiliates, LLC | Influence | 0.000 | UnitedHealth Group Incorporated | | |
| | | .00000 | 36-3469841 | | | | Wauwatosa Outpatient Surgery Center, LLC | DE | NIA | Surgery Centers-West Holdings, LLC | Ownership | 100.000 | UnitedHealth Group Incorporated | | |
| | | .00000 | 36-3469839 | | | | Wauwatosa Surgery Center, Limited Partnership | WI | NIA | Wauwatosa Outpatient Surgery Center, LLC | Ownership | 51.000 | UnitedHealth Group Incorporated | | |
| | | .00000 | 20-5429310 | | | | Wayland Square Surgicare Acquisition, L.P. | RI | NIA | Surgery Center Holding, LLC | Ownership | 1.000 | UnitedHealth Group Incorporated | | |
| | | .00000 | 20-5429310 | | | | Wayland Square Surgicare Acquisition, L.P. | RI | NIA | SC Affiliates, LLC | Ownership | 99.000 | UnitedHealth Group Incorporated | | |
| | | .00000 | 75-2500274 | | | | Wayland Square Surgicare GP, Inc. | RI | NIA | Surgery Center Holding, LLC | Ownership | 100.000 | UnitedHealth Group Incorporated | | |
| | | .00000 | 46-2854394 | | | | Waypoint Minnesota PC | MN | NIA | Physician(s) Owned | Influence | 0.000 | UnitedHealth Group Incorporated | | 2 |
| | | .00000 | 46-2859426 | | | | Waypoint Minnesota Sports PC | MN | NIA | David Moen, M.D. P.C. | Ownership | 100.000 | UnitedHealth Group Incorporated | | 2 |
| | | .00000 | 84-2204650 | | | | WellMed DFW Medicare ACO, LLC | TX | NIA | WellMed Networks, Inc. | Ownership | 100.000 | UnitedHealth Group Incorporated | | 2 |
| | | .00000 | 84-2233329 | | | | WellMed Florida Medicare ACO, LLC | TX | NIA | WellMed Network of Florida, Inc. | Ownership | 100.000 | UnitedHealth Group Incorporated | | 2 |

16-31

STATEMENT AS OF SEPTEMBER 30, 2020 OF THE UnitedHealthcare of Ohio, Inc.

SCHEDULE Y
PART 1A - DETAIL OF INSURANCE HOLDING COMPANY SYSTEM

| 1 | 2 | 3 | 4 | 5 | 6 | 7 | 8 | 9 | 10 | 11 | 12 | 13 | 14 | 15 | 16 |
|------------|------------|-------------------|------------|--------------|-----|--|---|------------------------|-----------------------------------|--|--|--|--|-----------------------------------|----|
| Group Code | Group Name | NAIC Company Code | ID Number | Federal RSSD | CIK | Name of Securities Exchange if Publicly Traded (U.S. or International) | Names of Parent, Subsidiaries Or Affiliates | Domi-ciliary Loca-tion | Relation-ship to Reporting Entity | Directly Controlled by (Name of Entity/Person) | Type of Control (Ownership, Board, Management, Attorney-in-Fact, Influence, Other) | If Control is Ownership Provide Percentage | Ultimate Controlling Entity(ies)/Person(s) | Is an SCA Filing Re-quired? (Y/N) | * |
| | | .00000 | 84-2178104 | | | | WellMed Greater Texas Medicare ACO, LLC | TX | NIA | WellMed Networks, Inc. | Ownership | 100.000 | UnitedHealth Group Incorporated | | 2 |
| | | .00000 | 74-2574229 | | | | WellMed Medical Group, P.A. | TX | NIA | Physician(s) Owned | Influence | 0.000 | UnitedHealth Group Incorporated | | 2 |
| | | .00000 | 74-2797745 | | | | WellMed Medical Management of Florida, Inc. | FL | NIA | WellMed Medical Management, Inc. | Ownership | 100.000 | UnitedHealth Group Incorporated | | |
| | | .00000 | 74-2786364 | | | | WellMed Medical Management, Inc. | TX | NIA | Collaborative Care Holdings, LLC | Ownership | 85.000 | UnitedHealth Group Incorporated | | |
| | | .00000 | 35-2314192 | | | | WellMed Network of Florida, Inc. | TX | NIA | WellMed Networks, Inc. | Ownership | 100.000 | UnitedHealth Group Incorporated | | 2 |
| | | .00000 | 41-2250215 | | | | WellMed Networks - DFW, Inc. | TX | NIA | WellMed Networks, Inc. | Ownership | 100.000 | UnitedHealth Group Incorporated | | 2 |
| | | .00000 | 74-2889447 | | | | WellMed Networks, Inc. | TX | NIA | Physician(s) Owned | Influence | 0.000 | UnitedHealth Group Incorporated | | 2 |
| | | .00000 | 92-0183013 | | | | WellMed of Las Cruces, Inc. | TX | NIA | WellMed Networks, Inc. | Ownership | 100.000 | UnitedHealth Group Incorporated | | 2 |
| | | .00000 | 84-2193803 | | | | WellMed Tampa/Orlando Medicare ACO, LLC | TX | NIA | WellMed Network of Florida, Inc. | Ownership | 100.000 | UnitedHealth Group Incorporated | | 2 |
| | | .00000 | 84-2219968 | | | | WellMed Texas Medicare ACO, LLC | TX | NIA | WellMed Networks, Inc. | Ownership | 100.000 | UnitedHealth Group Incorporated | | 2 |
| | | .00000 | 27-2809113 | | | | West Coast Endoscopy Holdings, LLC | DE | NIA | SCA Surgery Holdings, LLC | Ownership | 100.000 | UnitedHealth Group Incorporated | | |
| | | .00000 | 06-1521999 | | | | Western Connecticut Orthopedic Surgical Center, LLC | CT | NIA | SCA-Western Connecticut, LLC | Ownership | 61.378 | UnitedHealth Group Incorporated | | |
| | | .00000 | 45-0636596 | | | | WESTMED Practice Partners LLC | DE | NIA | Collaborative Care Holdings, LLC | Ownership | 100.000 | UnitedHealth Group Incorporated | | |
| | | .00000 | 83-3608739 | | | | WillowB Labs LLC | DE | NIA | OptumRx, Inc. | Ownership | 100.000 | UnitedHealth Group Incorporated | | |
| | | .00000 | 27-4816583 | | | | Wilson Creek Surgical Center, LLC | TX | NIA | Surgical Care Affiliates, LLC | Influence | 0.000 | UnitedHealth Group Incorporated | | |
| | | .00000 | 46-5548304 | | | | Winchester Endoscopy, LLC | IL | NIA | SCA-Winchester, LLC | Ownership | 51.000 | UnitedHealth Group Incorporated | | |
| | | .00000 | 62-1525776 | | | | Winter Park Surgery Center, L.P. | TN | NIA | Winter Park, LLC | Ownership | 33.500 | UnitedHealth Group Incorporated | | 3 |
| | | .00000 | 62-1525776 | | | | Winter Park Surgery Center, L.P. | TN | NIA | SCA-Winter Park, Inc. | Ownership | 1.000 | UnitedHealth Group Incorporated | | 3 |
| | | .00000 | 62-1587564 | | | | Winter Park, LLC | TN | NIA | SCA-Winter Park, Inc. | Ownership | 51.000 | UnitedHealth Group Incorporated | | |
| | | .00000 | 45-2158334 | | | | WND Medical, PLLC | TX | NIA | WellMed Networks, Inc. | Ownership | 100.000 | UnitedHealth Group Incorporated | | 2 |
| | | .00000 | 45-4281054 | | | | XAS Infusion Suites, Inc. | TX | NIA | Diplomat Pharmacy, Inc. | Ownership | 100.000 | UnitedHealth Group Incorporated | | |
| | | .00000 | 52-2102846 | | | | XLHealth Corporation | MD | NIA | UnitedHealthCare Services, Inc. | Ownership | 100.000 | UnitedHealth Group Incorporated | | |
| | | .00000 | 98-1107695 | | | | XLHealth Corporation India Private Limited | IND | NIA | XLHealth Corporation | Ownership | 99.998 | UnitedHealth Group Incorporated | | |
| | | .00000 | 98-1107695 | | | | XLHealth Corporation India Private Limited | IND | NIA | UnitedHealth International, Inc. | Ownership | 0.002 | UnitedHealth Group Incorporated | | |
| | | .00000 | 46-3537245 | | | | XLHome Michigan, P.C. | MI | NIA | Physician(s) Owned | Influence | 0.000 | UnitedHealth Group Incorporated | | 2 |
| | | .00000 | 45-5530241 | | | | XLHome Northeast, P.C. | NJ | NIA | Physician(s) Owned | Influence | 0.000 | UnitedHealth Group Incorporated | | 2 |
| | | .00000 | 46-2931689 | | | | XLHome Oklahoma, Inc. | OK | NIA | Physician(s) Owned | Influence | 0.000 | UnitedHealth Group Incorporated | | 2 |
| | | .00000 | 27-3543997 | | | | XLHome, P.C. | MD | NIA | Physician(s) Owned | Influence | 0.000 | UnitedHealth Group Incorporated | | 2 |

| Asterisk | Explanation |
|----------|---|
| 1 | TBD - Majority and/or Minority or additional shareholder information will be disclosed in a future reporting period. |
| 2 | Represents a physician or physicians' owned entity (with respect to the ultimate controlling entity), where the entity is deemed to be influenced by the ultimate controlling entity. |
| 3 | Represents a minority-owned entity (with respect to the controlling entity), where the entity is deemed to be influenced by the ultimate controlling entity. |

16.32

SUPPLEMENTAL EXHIBITS AND SCHEDULES INTERROGATORIES

The following supplemental reports are required to be filed as part of your statement filing. However, in the event that your company does not transact the type of business for which the special report must be filed, your response of NO to the specific interrogatory will be accepted in lieu of filing a "NONE" report and a bar code will be printed below. If the supplement is required of your company but is not being filed for whatever reason enter SEE EXPLANATION and provide an explanation following the interrogatory questions.

| | Response |
|---|----------|
| 1. Will the Medicare Part D Coverage Supplement be filed with the state of domicile and the NAIC with this statement? | NO |

Explanation:

1.

Bar Code:

1. Medicare Part D Coverage Supplement [Document Identifier 365]



OVERFLOW PAGE FOR WRITE-INS

NONE

SCHEDULE A - VERIFICATION

Real Estate

| | 1 Year to Date | 2 Prior Year Ended December 31 |
|--|-------------------|--------------------------------------|
| 1. Book/adjusted carrying value, December 31 of prior year | | |
| 2. Cost of acquired: | | |
| 2.1 Actual cost at time of acquisition | | |
| 2.2 Additional investment made after acquisition | | |
| 3. Current year change in encumbrances | | |
| 4. Total gain (loss) on disposals | | |
| 5. Deduct amounts received on disposals | | |
| 6. Total foreign exchange change in book/adjusted carrying value | | |
| 7. Deduct current year's other than temporary impairment recognized | | |
| 8. Deduct current year's depreciation | | |
| 9. Book/adjusted carrying value at the end of current period (Lines 1+2+3+4-5+6-7-8) | | |
| 10. Deduct total nonadmitted amounts | | |
| 11. Statement value at end of current period (Line 9 minus Line 10) | | |

NONE

SCHEDULE B - VERIFICATION

Mortgage Loans

| | 1 Year to Date | 2 Prior Year Ended December 31 |
|---|-------------------|--------------------------------------|
| 1. Book value/recorded investment excluding accrued interest, December 31 of prior year | | |
| 2. Cost of acquired: | | |
| 2.1 Actual cost at time of acquisition | | |
| 2.2 Additional investment made after acquisition | | |
| 3. Capitalized deferred interest and other | | |
| 4. Accrual of discount | | |
| 5. Unrealized valuation increase (decrease) | | |
| 6. Total gain (loss) on disposals | | |
| 7. Deduct amounts received on disposals | | |
| 8. Deduct amortization of premium and mortgage interest premium and commitment fees | | |
| 9. Total foreign exchange change in book value/recorded investment excluding accrued interest | | |
| 10. Deduct current year's other than temporary impairment recognized | | |
| 11. Book value/recorded investment excluding accrued interest at end of current period (Lines 1+2+3+4+5+6-7-8+9-10) | | |
| 12. Total valuation allowance | | |
| 13. Subtotal (Line 11 plus Line 12) | | |
| 14. Deduct total nonadmitted amounts | | |
| 15. Statement value at end of current period (Line 13 minus Line 14) | | |

NONE

SCHEDULE BA - VERIFICATION

Other Long-Term Invested Assets

| | 1 Year to Date | 2 Prior Year Ended December 31 |
|--|-------------------|--------------------------------------|
| 1. Book/adjusted carrying value, December 31 of prior year | | |
| 2. Cost of acquired: | | |
| 2.1 Actual cost at time of acquisition | | |
| 2.2 Additional investment made after acquisition | | |
| 3. Capitalized deferred interest and other | | |
| 4. Accrual of discount | | |
| 5. Unrealized valuation increase (decrease) | | |
| 6. Total gain (loss) on disposals | | |
| 7. Deduct amounts received on disposals | | |
| 8. Deduct amortization of premium and depreciation | | |
| 9. Total foreign exchange change in book/adjusted carrying value | | |
| 10. Deduct current year's other than temporary impairment recognized | | |
| 11. Book/adjusted carrying value at end of current period (Lines 1+2+3+4+5+6-7-8+9-10) | | |
| 12. Deduct total nonadmitted amounts | | |
| 13. Statement value at end of current period (Line 11 minus Line 12) | | |

NONE

SCHEDULE D - VERIFICATION

Bonds and Stocks

| | 1 Year to Date | 2 Prior Year Ended December 31 |
|---|-------------------|--------------------------------------|
| 1. Book/adjusted carrying value of bonds and stocks, December 31 of prior year | 920,890 | 908,026 |
| 2. Cost of bonds and stocks acquired | 0 | 519,164 |
| 3. Accrual of discount | 0 | 0 |
| 4. Unrealized valuation increase (decrease) | 0 | 0 |
| 5. Total gain (loss) on disposals | 0 | 0 |
| 6. Deduct consideration for bonds and stocks disposed of | 0 | 500,000 |
| 7. Deduct amortization of premium | 4,203 | 6,300 |
| 8. Total foreign exchange change in book/adjusted carrying value | 0 | 0 |
| 9. Deduct current year's other than temporary impairment recognized | 0 | 0 |
| 10. Total investment income recognized as a result of prepayment penalties and/or acceleration fees | 0 | 0 |
| 11. Book/adjusted carrying value at end of current period (Lines 1+2+3+4+5-6-7+8-9+10) | 916,687 | 920,890 |
| 12. Deduct total nonadmitted amounts | 0 | 0 |
| 13. Statement value at end of current period (Line 11 minus Line 12) | 916,687 | 920,890 |

STATEMENT AS OF SEPTEMBER 30, 2020 OF THE UnitedHealthcare of Ohio, Inc.

SCHEDULE D - PART 1B

Showing the Acquisitions, Dispositions and Non-Trading Activity
During the Current Quarter for all Bonds and Preferred Stock by NAIC Designation

| NAIC Designation | 1 Book/Adjusted Carrying Value Beginning of Current Quarter | 2 Acquisitions During Current Quarter | 3 Dispositions During Current Quarter | 4 Non-Trading Activity During Current Quarter | 5 Book/Adjusted Carrying Value End of First Quarter | 6 Book/Adjusted Carrying Value End of Second Quarter | 7 Book/Adjusted Carrying Value End of Third Quarter | 8 Book/Adjusted Carrying Value December 31 Prior Year |
|-------------------------------------|---|--|--|--|---|--|---|---|
| BONDS | | | | | | | | |
| 1. NAIC 1 (a) | 918,087 | 0 | 0 | (1,400) | 17,877,729 | 918,087 | 916,687 | 17,381,350 |
| 2. NAIC 2 (a) | 0 | 0 | 0 | 0 | 0 | 0 | 0 | 0 |
| 3. NAIC 3 (a) | 0 | 0 | 0 | 0 | 0 | 0 | 0 | 0 |
| 4. NAIC 4 (a) | 0 | 0 | 0 | 0 | 0 | 0 | 0 | 0 |
| 5. NAIC 5 (a) | 0 | 0 | 0 | 0 | 0 | 0 | 0 | 0 |
| 6. NAIC 6 (a) | 0 | 0 | 0 | 0 | 0 | 0 | 0 | 0 |
| 7. Total Bonds | 918,087 | 0 | 0 | (1,400) | 17,877,729 | 918,087 | 916,687 | 17,381,350 |
| PREFERRED STOCK | | | | | | | | |
| 8. NAIC 1 | 0 | 0 | 0 | 0 | 0 | 0 | 0 | 0 |
| 9. NAIC 2 | 0 | 0 | 0 | 0 | 0 | 0 | 0 | 0 |
| 10. NAIC 3 | 0 | 0 | 0 | 0 | 0 | 0 | 0 | 0 |
| 11. NAIC 4 | 0 | 0 | 0 | 0 | 0 | 0 | 0 | 0 |
| 12. NAIC 5 | 0 | 0 | 0 | 0 | 0 | 0 | 0 | 0 |
| 13. NAIC 6 | 0 | 0 | 0 | 0 | 0 | 0 | 0 | 0 |
| 14. Total Preferred Stock | 0 | 0 | 0 | 0 | 0 | 0 | 0 | 0 |
| 15. Total Bonds and Preferred Stock | 918,087 | 0 | 0 | (1,400) | 17,877,729 | 918,087 | 916,687 | 17,381,350 |

(a) Book/Adjusted Carrying Value column for the end of the current reporting period includes the following amount of short-term and cash equivalent bonds by NAIC designation:

NAIC 1 \$0 ; NAIC 2 \$0 ; NAIC 3 \$0 NAIC 4 \$0 ; NAIC 5 \$0 ; NAIC 6 \$0

S102

SCHEDULE DA - PART 1

Short-Term Investments

| | 1 Book/Adjusted Carrying Value | 2 Par Value | 3 Actual Cost | 4 Interest Collected Year-to-Date | 5 Paid for Accrued Interest Year-to-Date |
|----------------|--------------------------------------|----------------|------------------|---|---|
| 9199999 Totals | 0 | XXX | 0 | 0 | 0 |

SCHEDULE DA - VERIFICATION

Short-Term Investments

| | 1 Year To Date | 2 Prior Year Ended December 31 |
|---|-------------------|--------------------------------------|
| 1. Book/adjusted carrying value, December 31 of prior year | 16,460,460 | 23,836,789 |
| 2. Cost of short-term investments acquired | 93,140,883 | 388,296,760 |
| 3. Accrual of discount | 0 | 0 |
| 4. Unrealized valuation increase (decrease) | 0 | 0 |
| 5. Total gain (loss) on disposals | 0 | 0 |
| 6. Deduct consideration received on disposals | 109,601,343 | 395,673,089 |
| 7. Deduct amortization of premium | 0 | 0 |
| 8. Total foreign exchange change in book/adjusted carrying value | 0 | 0 |
| 9. Deduct current year's other than temporary impairment recognized | 0 | 0 |
| 10. Book/adjusted carrying value at end of current period (Lines 1+2+3+4+5-6-7+8-9) | 0 | 16,460,460 |
| 11. Deduct total nonadmitted amounts | 0 | 0 |
| 12. Statement value at end of current period (Line 10 minus Line 11) | 0 | 16,460,460 |

Schedule DB - Part A - Verification - Options, Caps, Floors, Collars, Swaps and Forwards

N O N E

Schedule DB - Part B - Verification - Futures Contracts

N O N E

Schedule DB - Part C - Section 1 - Replication (Synthetic Asset) Transactions (RSATs) Open

N O N E

Schedule DB-Part C-Section 2-Reconciliation of Replication (Synthetic Asset) Transactions Open

N O N E

Schedule DB - Verification - Book/Adjusted Carrying Value, Fair Value and Potential Exposure of
Derivatives

N O N E

SCHEDULE E - PART 2 - VERIFICATION

(Cash Equivalents)

| | 1 | 2 |
|---|--------------|---------------------------------|
| | Year To Date | Prior Year Ended December 31 |
| 1. Book/adjusted carrying value, December 31 of prior year | 435,284 | 430,845 |
| 2. Cost of cash equivalents acquired | 41,891,933 | 17,728 |
| 3. Accrual of discount | 0 | 0 |
| 4. Unrealized valuation increase (decrease) | 0 | 0 |
| 5. Total gain (loss) on disposals | 0 | 0 |
| 6. Deduct consideration received on disposals | 25,733,791 | 13,289 |
| 7. Deduct amortization of premium | 0 | 0 |
| 8. Total foreign exchange change in book/adjusted carrying value | 0 | 0 |
| 9. Deduct current year's other than temporary impairment recognized | 0 | 0 |
| 10. Book/adjusted carrying value at end of current period (Lines 1+2+3+4+5-6-7+8-9) | 16,593,426 | 435,284 |
| 11. Deduct total nonadmitted amounts | 0 | 0 |
| 12. Statement value at end of current period (Line 10 minus Line 11) | 16,593,426 | 435,284 |

Schedule A - Part 2 - Real Estate Acquired and Additions Made

NONE

Schedule A - Part 3 - Real Estate Disposed

NONE

Schedule B - Part 2 - Mortgage Loans Acquired and Additions Made

NONE

Schedule B - Part 3 - Mortgage Loans Disposed, Transferred or Repaid

NONE

Schedule BA - Part 2 - Other Long-Term Invested Assets Acquired and Additions Made

NONE

Schedule BA - Part 3 - Other Long-Term Invested Assets Disposed, Transferred or Repaid

NONE

Schedule D - Part 3 - Long-Term Bonds and Stocks Acquired

NONE

Schedule D - Part 4 - Long-Term Bonds and Stocks Sold, Redeemed or Otherwise Disposed Of

NONE

Schedule DB - Part A - Section 1 - Options, Caps, Floors, Collars, Swaps and Forwards Open

NONE

Schedule DB - Part B - Section 1 - Futures Contracts Open

NONE

Schedule DB - Part B - Section 1B - Brokers with whom cash deposits have been made

NONE

Schedule DB - Part D - Section 1 - Counterparty Exposure for Derivative Instruments Open

NONE

Schedule DB - Part D-Section 2 - Collateral for Derivative Instruments Open - Pledged By

NONE

Schedule DB - Part D-Section 2 - Collateral for Derivative Instruments Open - Pledged To

NONE

Schedule DB - Part E - Derivatives Hedging Variable Annuity Guarantees

N O N E

Schedule DL - Part 1 - Reinvested Collateral Assets Owned

N O N E

Schedule DL - Part 2 - Reinvested Collateral Assets Owned

N O N E

SCHEDULE E - PART 1 - CASH

Month End Depository Balances

| 1 Depository | 2 Code | 3 Rate of Interest | 4 Amount of Interest Received During Current Quarter | 5 Amount of Interest Accrued at Current Statement Date | Book Balance at End of Each Month During Current Quarter | | | 9 * |
|--|-----------|-----------------------|---|---|--|-------------------|------------------|--------|
| | | | | | 6 First Month | 7 Second Month | 8 Third Month | |
| JPMorgan Chase New York, NY | | 0.000 | 0 | 0 | 5,000,185 | 5,000,185 | 5,000,431 | XXX |
| 0199998. Deposits in ... 0 depositories that do not exceed the allowable limit in any one depository (See instructions) - Open Depositories | XXX | XXX | 0 | 0 | 0 | 0 | 0 | XXX |
| 0199999. Totals - Open Depositories | XXX | XXX | 0 | 0 | 5,000,185 | 5,000,185 | 5,000,431 | XXX |
| 0299998. Deposits in ... 0 depositories that do not exceed the allowable limit in any one depository (See instructions) - Suspended Depositories | XXX | XXX | 0 | 0 | 0 | 0 | 0 | XXX |
| 0299999. Totals - Suspended Depositories | XXX | XXX | 0 | 0 | 0 | 0 | 0 | XXX |
| 0399999. Total Cash on Deposit | XXX | XXX | 0 | 0 | 5,000,185 | 5,000,185 | 5,000,431 | XXX |
| 0499999. Cash in Company's Office | XXX | XXX | XXX | XXX | 0 | 0 | 0 | XXX |
| | | | | | | | | |
| | | | | | | | | |
| | | | | | | | | |
| | | | | | | | | |
| | | | | | | | | |
| | | | | | | | | |
| | | | | | | | | |
| | | | | | | | | |
| | | | | | | | | |
| | | | | | | | | |
| | | | | | | | | |
| | | | | | | | | |
| | | | | | | | | |
| | | | | | | | | |
| | | | | | | | | |
| | | | | | | | | |
| 0599999. Total - Cash | XXX | XXX | 0 | 0 | 5,000,185 | 5,000,185 | 5,000,431 | XXX |

