



QUARTERLY STATEMENT

AS OF SEPTEMBER 30, 2020
OF THE CONDITION AND AFFAIRS OF THE

MENNONITE MUTUAL INSURANCE COMPANY

NAIC Group Code	04780	04780	NAIC Company Code	17299	Employer's ID Number	34-0396080
	(Current Period)	(Prior Period)				
Organized under the Laws of	Ohio		State of Domicile or Port of Entry	Ohio		
Country of Domicile	United States					
Incorporated/Organized	02/01/1905		Commenced Business	02/01/1895		
Statutory Home Office	1000 South Main Street		Orrville, OH, US 44667-0300			
	(Street and Number)		(City or Town, State, Country and Zip Code)			
Main Administrative Office	1000 South Main Street		Orrville, OH, US 44667-0300		330-682-2986	
	(Street and Number)		(City or Town, State, Country and Zip Code)		(Area Code) (Telephone Number)	
Mail Address	PO Box 300		Orrville, OH, US 44667-0300			
	(Street and Number or P.O. Box)		(City or Town, State, Country and Zip Code)			
Primary Location of Books and Records	1000 South Main Street		Orrville, OH, US 44667-0300		330-684-4118	
	(Street and Number)		(City or Town, State, Country and Zip Code)		(Area Code) (Telephone Number)	
Internet Web Site Address	mennonitemutual.com					
Statutory Statement Contact	Scott Ezzo		330-684-4118			
	(Name)		(Area Code) (Telephone Number) (Extension)			
	sezzo@mennonitemutual.com		330-683-2083			
	(E-Mail Address)		(Fax Number)			

OFFICERS

Name	Title	Name	Title
Christopher J Blough	President	George Bixler Jr	Secretary
George Bixler Jr	Treasurer		

OTHER OFFICERS

J Todd Neville	Vice-President of Claims	Thomas A Troyer	Vice-President of Underwriting
----------------	--------------------------	-----------------	--------------------------------

DIRECTORS OR TRUSTEES

Robert Eugene Aschliman	George Bixler Jr	Paul Bontrager	Donald Dravenstott
Morris Stutzman	Patrick Helmuth	Tyson L Stuckey	

State ofOhio.....

County ofWayne.....ss

The officers of this reporting entity being duly sworn, each depose and say that they are the described officers of said reporting entity, and that on the reporting period stated above, all of the herein described assets were the absolute property of the said reporting entity, free and clear from any liens or claims thereon, except as herein stated, and that this statement, together with related exhibits, schedules and explanations therein contained, annexed or referred to, is a full and true statement of all the assets and liabilities and of the condition and affairs of the said reporting entity as of the reporting period stated above, and of its income and deductions therefrom for the period ended, and have been completed in accordance with the NAIC Annual Statement Instructions and Accounting Practices and Procedures manual except to the extent that: (1) state law may differ; or, (2) that state rules or regulations require differences in reporting not related to accounting practices and procedures, according to the best of their information, knowledge and belief, respectively. Furthermore, the scope of this attestation by the described officers also includes the related corresponding electronic filing with the NAIC, when required, that is an exact copy (except for formatting differences due to electronic filing) of the enclosed statement. The electronic filing may be requested by various regulators in lieu of or in addition to the enclosed statement.

Christopher J Blough
President

George Bixler Jr
Secretary

George Bixler Jr
Treasurer

a. Is this an original filing? Yes [X] No []

Subscribed and sworn to before me this
3rd day of November, 2020

- b. If no:
1. State the amendment number _____
 2. Date filed _____
 3. Number of pages attached _____

Melanie J Alger, Notary Public
April 18, 2021

STATEMENT AS OF SEPTEMBER 30, 2020 OF THE MENNONITE MUTUAL INSURANCE COMPANY

ASSETS

	Current Statement Date			4 December 31 Prior Year Net Admitted Assets
	1 Assets	2 Nonadmitted Assets	3 Net Admitted Assets (Cols. 1 - 2)	
1. Bonds	14,802,251		14,802,251	15,216,529
2. Stocks:				
2.1 Preferred stocks	8,015,053	100	8,014,953	0
2.2 Common stocks			0	6,873,501
3. Mortgage loans on real estate:				
3.1 First liens			0	0
3.2 Other than first liens			0	0
4. Real estate:				
4.1 Properties occupied by the company (less \$ encumbrances)	667,328		667,328	701,263
4.2 Properties held for the production of income (less \$ encumbrances)			0	0
4.3 Properties held for sale (less \$ encumbrances)			0	0
5. Cash (\$3,272,573), cash equivalents (\$4,520,017) and short-term investments (\$557,407)	8,349,997		8,349,997	6,148,625
6. Contract loans (including \$ premium notes)			0	0
7. Derivatives	0		0	0
8. Other invested assets	0		0	0
9. Receivables for securities			0	0
10. Securities lending reinvested collateral assets			0	0
11. Aggregate write-ins for invested assets	0	0	0	0
12. Subtotals, cash and invested assets (Lines 1 to 11)	31,834,629	100	31,834,529	28,939,918
13. Title plants less \$ charged off (for Title insurers only)			0	0
14. Investment income due and accrued	85,506		85,506	149,196
15. Premiums and considerations:				
15.1 Uncollected premiums and agents' balances in the course of collection	67,531		67,531	300,575
15.2 Deferred premiums, agents' balances and installments booked but deferred and not yet due (including \$ earned but unbilled premiums)	7,318,432		7,318,432	6,481,512
15.3 Accrued retrospective premiums (\$) and contracts subject to redetermination (\$)			0	0
16. Reinsurance:				
16.1 Amounts recoverable from reinsurers	29,576		29,576	285,814
16.2 Funds held by or deposited with reinsured companies			0	0
16.3 Other amounts receivable under reinsurance contracts			0	0
17. Amounts receivable relating to uninsured plans			0	0
18.1 Current federal and foreign income tax recoverable and interest thereon			0	0
18.2 Net deferred tax asset	401,363		401,363	401,363
19. Guaranty funds receivable or on deposit			0	0
20. Electronic data processing equipment and software	64,453	62,889	1,564	0
21. Furniture and equipment, including health care delivery assets (\$)	179,011	179,011	0	0
22. Net adjustment in assets and liabilities due to foreign exchange rates			0	0
23. Receivables from parent, subsidiaries and affiliates	26,104		26,104	5,928
24. Health care (\$) and other amounts receivable			0	0
25. Aggregate write-ins for other-than-invested assets	0	0	0	0
26. Total assets excluding Separate Accounts, Segregated Accounts and Protected Cell Accounts (Lines 12 to 25)	40,006,605	242,000	39,764,605	36,564,306
27. From Separate Accounts, Segregated Accounts and Protected Cell Accounts			0	0
28. Total (Lines 26 and 27)	40,006,605	242,000	39,764,605	36,564,306
DETAILS OF WRITE-INS				
1101.				
1102.				
1103.				
1198. Summary of remaining write-ins for Line 11 from overflow page	0	0	0	0
1199. Totals (Lines 1101 through 1103 plus 1198) (Line 11 above)	0	0	0	0
2501. Workers Comp Deposit			0	0
2502. Federal Home Loan Bank			0	0
2503.				
2598. Summary of remaining write-ins for Line 25 from overflow page	0	0	0	0
2599. Totals (Lines 2501 through 2503 plus 2598) (Line 25 above)	0	0	0	0

STATEMENT AS OF SEPTEMBER 30, 2020 OF THE MENNONITE MUTUAL INSURANCE COMPANY

LIABILITIES, SURPLUS AND OTHER FUNDS

	1 Current Statement Date	2 December 31, Prior Year
1. Losses (current accident year \$ 2,117,000)	2,923,358	2,734,127
2. Reinsurance payable on paid losses and loss adjustment expenses		0
3. Loss adjustment expenses	463,331	466,966
4. Commissions payable, contingent commissions and other similar charges	1,909,417	1,681,668
5. Other expenses (excluding taxes, licenses and fees)	313,873	221,201
6. Taxes, licenses and fees (excluding federal and foreign income taxes)	143,545	137,966
7.1 Current federal and foreign income taxes (including \$ 59,773 on realized capital gains (losses))	50,042	39,388
7.2 Net deferred tax liability		0
8. Borrowed money \$ and interest thereon \$		0
9. Unearned premiums (after deducting unearned premiums for ceded reinsurance of \$ 497,797 and including warranty reserves of and accrued accident and health experience rating refunds including \$ for medical loss ratio rebate per the Public Health Service Act)	12,432,317	11,394,446
10. Advance premium	464,620	441,775
11. Dividends declared and unpaid:		
11.1 Stockholders		0
11.2 Policyholders		0
12. Ceded reinsurance premiums payable (net of ceding commissions)	856,221	303,288
13. Funds held by company under reinsurance treaties		0
14. Amounts withheld or retained by company for account of others	7,194	15
15. Remittances and items not allocated		0
16. Provision for reinsurance (including \$ certified)		0
17. Net adjustments in assets and liabilities due to foreign exchange rates		0
18. Drafts outstanding		0
19. Payable to parent, subsidiaries and affiliates		0
20. Derivatives	0	0
21. Payable for securities		0
22. Payable for securities lending		0
23. Liability for amounts held under uninsured plans		0
24. Capital notes \$ and interest thereon \$		0
25. Aggregate write-ins for liabilities	0	0
26. Total liabilities excluding protected cell liabilities (Lines 1 through 25)	19,563,918	17,420,840
27. Protected cell liabilities		0
28. Total liabilities (Lines 26 and 27)	19,563,918	17,420,840
29. Aggregate write-ins for special surplus funds	0	0
30. Common capital stock		0
31. Preferred capital stock		0
32. Aggregate write-ins for other than special surplus funds	0	0
33. Surplus notes		0
34. Gross paid in and contributed surplus		0
35. Unassigned funds (surplus)	20,200,687	19,143,466
36. Less treasury stock, at cost:		
36.1 shares common (value included in Line 30 \$)		0
36.2 shares preferred (value included in Line 31 \$)		0
37. Surplus as regards policyholders (Lines 29 to 35, less 36)	20,200,687	19,143,466
38. Totals (Page 2, Line 28, Col. 3)	39,764,605	36,564,306
DETAILS OF WRITE-INS		
2501.		
2502.		
2503.		
2598. Summary of remaining write-ins for Line 25 from overflow page	0	0
2599. Totals (Lines 2501 through 2503 plus 2598) (Line 25 above)	0	0
2901.		
2902.		
2903.		
2998. Summary of remaining write-ins for Line 29 from overflow page	0	0
2999. Totals (Lines 2901 through 2903 plus 2998) (Line 29 above)	0	0
3201.		
3202.		
3203.		
3298. Summary of remaining write-ins for Line 32 from overflow page	0	0
3299. Totals (Lines 3201 through 3203 plus 3298) (Line 32 above)	0	0

STATEMENT OF INCOME

	1 Current Year to Date	2 Prior Year to Date	3 Prior Year Ended December 31
UNDERWRITING INCOME			
1. Premiums earned:			
1.1 Direct (written \$ 19,936,446)	18,813,003	16,736,075	22,514,114
1.2 Assumed (written \$ 145,120)	162,136	182,790	238,594
1.3 Ceded (written \$ 4,252,217)	4,183,662	3,865,852	4,978,387
1.4 Net (written \$ 15,829,349)	14,791,477	13,053,013	17,774,321
DEDUCTIONS:			
2. Losses incurred (current accident year \$ 5,795,108):			
2.1 Direct	6,011,250	6,390,494	8,112,248
2.2 Assumed	57,225	235,577	281,720
2.3 Ceded	107,101	283,450	325,250
2.4 Net	5,961,374	6,342,621	8,068,718
3. Loss adjustment expenses incurred	1,521,538	1,443,030	1,822,176
4. Other underwriting expenses incurred	6,456,594	5,962,586	7,656,929
5. Aggregate write-ins for underwriting deductions	0	0	0
6. Total underwriting deductions (Lines 2 through 5)	13,939,506	13,748,237	17,547,823
7. Net income of protected cells	0	0	0
8. Net underwriting gain (loss) (Line 1 minus Line 6 + Line 7)	851,971	(695,224)	226,498
INVESTMENT INCOME			
9. Net investment income earned	264,428	307,618	476,163
10. Net realized capital gains (losses) less capital gains tax of \$ 59,773	224,862	252,848	419,217
11. Net investment gain (loss) (Lines 9 + 10)	489,290	560,466	895,380
OTHER INCOME			
12. Net gain or (loss) from agents' or premium balances charged off (amount recovered \$ amount charged off \$)		0	0
13. Finance and service charges not included in premiums	45,912	44,373	58,734
14. Aggregate write-ins for miscellaneous income	5,682	5,895	6,681
15. Total other income (Lines 12 through 14)	51,594	50,268	65,415
16. Net income before dividends to policyholders, after capital gains tax and before all other federal and foreign income taxes (Lines 8 + 11 + 15)	1,392,855	(84,490)	1,187,293
17. Dividends to policyholders	0	0	0
18. Net income, after dividends to policyholders, after capital gains tax and before all other federal and foreign income taxes (Line 16 minus Line 17)	1,392,855	(84,490)	1,187,293
19. Federal and foreign income taxes incurred	310,881	(15,146)	252,493
20. Net income (Line 18 minus Line 19)(to Line 22)	1,081,974	(69,344)	934,800
CAPITAL AND SURPLUS ACCOUNT			
21. Surplus as regards policyholders, December 31 prior year	19,143,469	17,403,904	17,403,904
22. Net income (from Line 20)	1,081,974	(69,344)	934,800
23. Net transfers (to) from Protected Cell accounts	0	0	0
24. Change in net unrealized capital gains or (losses) less capital gains tax of \$ (18,544)	(69,762)	382,046	396,273
25. Change in net unrealized foreign exchange capital gain (loss)	0	0	0
26. Change in net deferred income tax	(18,544)	0	32,778
27. Change in nonadmitted assets	63,550	267,761	375,714
28. Change in provision for reinsurance	0	0	0
29. Change in surplus notes	0	0	0
30. Surplus (contributed to) withdrawn from protected cells	0	0	0
31. Cumulative effect of changes in accounting principles	0	0	0
32. Capital changes:			
32.1 Paid in	0	0	0
32.2 Transferred from surplus (Stock Dividend)	0	0	0
32.3 Transferred to surplus	0	0	0
33. Surplus adjustments:			
33.1 Paid in	0	0	0
33.2 Transferred to capital (Stock Dividend)	0	0	0
33.3 Transferred from capital	0	0	0
34. Net remittances from or (to) Home Office	0	0	0
35. Dividends to stockholders	0	0	0
36. Change in treasury stock	0	0	0
37. Aggregate write-ins for gains and losses in surplus	0	0	0
38. Change in surplus as regards policyholders (Lines 22 through 37)	1,057,218	580,463	1,739,565
39. Surplus as regards policyholders, as of statement date (Lines 21 plus 38)	20,200,687	17,984,367	19,143,469
DETAILS OF WRITE-INS			
0501.			
0502.			
0503.			
0598. Summary of remaining write-ins for Line 5 from overflow page	0	0	0
0599. TOTALS (Lines 0501 through 0503 plus 0598) (Line 5 above)	0	0	0
1401. MISC.	5,682	5,895	6,681
1402.	0	0	0
1403.	0	0	0
1498. Summary of remaining write-ins for Line 14 from overflow page	0	0	0
1499. TOTALS (Lines 1401 through 1403 plus 1498) (Line 14 above)	5,682	5,895	6,681
3701. Effect of accounting change	0	0	0
3702.			
3703.			
3798. Summary of remaining write-ins for Line 37 from overflow page	0	0	0
3799. TOTALS (Lines 3701 through 3703 plus 3798) (Line 37 above)	0	0	0

STATEMENT AS OF SEPTEMBER 30, 2020 OF THE MENNONITE MUTUAL INSURANCE COMPANY

CASH FLOW

	1 Current Year To Date	2 Prior Year To Date	3 Prior Year Ended December 31
Cash from Operations			
1. Premiums collected net of reinsurance.....	15,801,250	13,832,027	18,257,540
2. Net investment income	409,641	620,028	311,126
3. Miscellaneous income	51,594	50,268	65,415
4. Total (Lines 1 to 3)	16,262,485	14,502,323	18,634,081
5. Benefit and loss related payments	5,515,904	4,931,717	6,855,429
6. Net transfers to Separate Accounts, Segregated Accounts and Protected Cell Accounts.....	0	0	0
7. Commissions, expenses paid and aggregate write-ins for deductions	7,515,224	7,552,969	9,326,938
8. Dividends paid to policyholders	0	0	0
9. Federal and foreign income taxes paid (recovered) net of \$59,773 tax on capital gains (losses).....	322,912	560,000	725,556
10. Total (Lines 5 through 9)	13,354,040	13,044,686	16,907,923
11. Net cash from operations (Line 4 minus Line 10)	2,908,445	1,457,637	1,726,158
Cash from Investments			
12. Proceeds from investments sold, matured or repaid:			
12.1 Bonds	9,061,568	2,564,800	3,180,372
12.2 Stocks	441,839	1,186,074	1,806,967
12.3 Mortgage loans	0	0	0
12.4 Real estate	0	0	0
12.5 Other invested assets	0	0	0
12.6 Net gains or (losses) on cash, cash equivalents and short-term investments	67	0	0
12.7 Miscellaneous proceeds	0	424,605	0
12.8 Total investment proceeds (Lines 12.1 to 12.7)	9,503,474	4,175,479	4,987,339
13. Cost of investments acquired (long-term only):			
13.1 Bonds	8,297,390	4,833,811	5,432,770
13.2 Stocks	1,818,412	833,692	1,561,260
13.3 Mortgage loans	0	0	0
13.4 Real estate	8,977	0	0
13.5 Other invested assets	0	0	0
13.6 Miscellaneous applications	63	4	2
13.7 Total investments acquired (Lines 13.1 to 13.6)	10,124,842	5,667,507	6,994,032
14. Net increase (or decrease) in contract loans and premium notes	0	0	0
15. Net cash from investments (Line 12.8 minus Line 13.7 and Line 14)	(621,368)	(1,492,028)	(2,006,693)
Cash from Financing and Miscellaneous Sources			
16. Cash provided (applied):			
16.1 Surplus notes, capital notes	0	0	0
16.2 Capital and paid in surplus, less treasury stock.....	0	0	0
16.3 Borrowed funds	0	0	0
16.4 Net deposits on deposit-type contracts and other insurance liabilities	0	0	0
16.5 Dividends to stockholders	0	0	0
16.6 Other cash provided (applied).....	(85,704)	(91,255)	493,755
17. Net cash from financing and miscellaneous sources (Line 16.1 through Line 16.4 minus Line 16.5 plus Line 16.6).....	(85,704)	(91,255)	493,755
RECONCILIATION OF CASH, CASH EQUIVALENTS AND SHORT-TERM INVESTMENTS			
18. Net change in cash, cash equivalents and short-term investments (Line 11, plus Lines 15 and 17)	2,201,373	(125,646)	213,220
19. Cash, cash equivalents and short-term investments:			
19.1 Beginning of year.....	6,148,625	5,935,405	5,935,405
19.2 End of period (Line 18 plus Line 19.1)	8,349,997	5,809,759	6,148,625

Notes to the Financial Statements

1. Summary of Significant Accounting Policies and Going Concern

A. Accounting Practices

The financial statements of Mennonite Mutual Insurance Company are presented on the basis of accounting practices prescribed or permitted by the Ohio Insurance Department.

The Ohio Insurance Department recognizes only statutory accounting practices prescribed or permitted by the State of Ohio for determining and reporting the financial condition and results of operations of an insurance company, for determining its solvency under the Ohio Insurance Commissioners ("NAIC") Accounting Practices and Procedures Manual version effective January 1, 2001 ("NAIC SAP") has been adopted as a component of prescribed or permitted practices by the State of Ohio.

A reconciliation of the Company's net income and capital and surplus between NAIC SAP and practices prescribed and permitted by the State of ABC is shown below:

	SSAP #	F/S Page	F/S Line #	09/30/2020	12/31/2019
Net Income					
(1) State basis (Page 4, Line 20, Columns 1 & 3)	XXX	XXX	XXX	\$ 1,081,974	\$ 934,797
(2) State prescribed practices that are an increase / (decrease) from NAIC SAP:					
(3) State permitted practices that are an increase / (decrease) from NAIC SAP:					
(4) NAIC SAP (1-2-3=4)	XXX	XXX	XXX	<u>\$ 1,081,974</u>	<u>\$ 934,797</u>
Surplus					
(5) State basis (Page 3, Line 37, Columns 1 & 2)	XXX	XXX	XXX	\$ 20,200,687	\$ 19,143,466
(6) State prescribed practices that are an increase / (decrease) from NAIC SAP:					
(7) State permitted practices that are an increase / (decrease) from NAIC SAP:					
(8) NAIC SAP (5-6-7=8)	XXX	XXX	XXX	<u>\$ 20,200,687</u>	<u>\$ 19,143,466</u>

B. Use of Estimates in the Preparation of the Financial Statements

The preparation of financial statements in conformity with Statutory Accounting Principles requires management to make estimates and assumptions that affect the reported amounts of assets and liabilities at the date of the financial statements and the reported amounts of revenue and expenses during the period. Actual results could differ from those estimates.

C. Accounting Policy

Premiums are earned over the terms of the related insurance policies and reinsurance contracts. Unearned premium reserves are established to cover the unexpired portion of premiums written. Such reserves are computed by pro rata methods for direct business and are based on reports received from ceding companies for reinsurance.

Expenses incurred in connection with acquiring new insurance business, including such acquisition costs as sales commissions, are charged to operations as incurred. Expenses incurred are reduced for ceding allowances received or receivable.

Reinsurance recoverables are estimates of paid and unpaid losses collectible from the Company's reinsurers. The amounts ultimately collected may be more or less than these estimates. Any adjustments of these estimates is reflected in income as they are determined. The Company periodically reviews the financial condition of its reinsurers and amounts recoverable therefrom, recording an allowance when necessary for uncollectible reinsurance.

The capitalization policy for fixed assets has not changed from prior year and the Company continues to maintain a \$2,000 capitalization policy limit.

In addition the Company uses the following accounting policies:

- (1) Short-term investments are stated at cost, which is also their fair value.
- (2) Bonds are stated at amortized cost using the interest method unless required by the NAIC to be carried at fair value.
- (3) Common stocks are stated at fair value except the stock of its uncombined subsidiary is carried on the equity basis.
- (4) Preferred stocks are stated at fair value.
- (5) Mortgage loans are valued at unpaid balance.
- (6) Loan backed securities are stated at amortized cost using the interest method unless required by the NAIC to be carried at fair value.
- (7) The Company carries Orrville Insurance Agency, Inc. at GAAP equity.
- (8) Investments in joint ventures, partnerships and limited liability companies - Not Applicable
- (9) Derivatives - Not Applicable
- (10) The Company does not anticipate investment income as a factor in the premium deficiency reserve calculation.
- (11) Unpaid losses and loss adjustment expenses including an amount determined from individual case estimates and loss reports and an amount, based on past experience, for losses incurred but not reported. Such liabilities are necessarily based on assumptions and estimates and while management believes the amount is adequate, the ultimate liability may be in excess of or less than the amount provided. The methods for making such estimates and for establishing the resulting liability are continually reviewed, and any adjustments are reflected in the period determined.
- (12) Changes in capitalization policy - Not Applicable
- (13) Pharmaceutical rebate receivables - Not Applicable

D. Going Concern - Not Applicable

Notes to the Financial Statements

2. Accounting Changes and Corrections of Errors

(Description of above other than results from codification)

The Company prepares its statutory financial statements in conformity with accounting practices prescribed or permitted by the State of Ohio. Effective January 1, 2001, the State of Ohio required that insurance companies domiciled in the State of Ohio prepare their statutory basis financial statements in accordance with the NAIC Accounting

Practices Procedures Manual - Version effective January 1, 2001, subject to any deviations prescribed by the State of Ohio Insurance Commissioners.

As a result of these changes, the Company reported a change of accounting principle, as an adjustment which increased unassigned funds of \$95,541 as of January 1, 2001. Included in this total adjustment is an increase in unassigned funds of approximately \$95,541 related to deferred tax assets.

3. Business Combinations and Goodwill - Not Applicable

4. Discontinued Operations - Not Applicable

5. Investments

A. Mortgage Loans, including Mezzanine Real Estate Loans - Not Applicable

B. Debt Restructuring - Not Applicable

C. Reverse Mortgages - Not Applicable

D. Loan-Backed Securities

(1) Prepayment assumptions for mortgage-backed/loan-backed and structured securities were obtained from broker dealer survey values or internal estimates.

(2) Loan-backed and structured securities with a recognized other-than-temporary impairment (OTTI) - Not Applicable

(3) Securities held that were other-than-temporarily impaired due to the present value of cash flows expected to be collected was less than the amortized cost of securities - Not Applicable

(4) All impaired securities for which an OTTI has not been recognized in earnings as a realized loss

Impaired but not OTTI Securities YTD as of September 30, 2020:

a. The aggregate amount of unrealized losses:

1. Less than 12 months	\$.....	2,287
2. 12 months or longer		

b. The aggregate related fair value of securities with unrealized losses:

1. Less than 12 months	\$.....	881,375
2. 12 months or longer		

(5) Support for concluding impairments are not other-than-temporary - Not Applicable

E. Dollar Repurchase Agreements and/or Securities Lending Transactions

(1) For repurchase agreements, Company policies require a minimum of 102% of the fair value of securities purchased under repurchase agreements to be maintained as collateral.

(2) Carrying amount and classification of assets pledged as collateral and not reclassified and separately reported - Not Applicable

(3) Collateral received

Cash collateral received is invested in short-term investments and the offsetting collateral liability is included in "Miscellaneous liabilities".

(a) Aggregate amount collateral received - Not Applicable

(b) Fair value and portion sold or repledged - Not Applicable

(c) Sources and uses of collateral - Not Applicable

(4) Securities lending transactions administered by an affiliated agent - Not Applicable

(5) Collateral reinvestment - Not Applicable

(6) Collateral not permitted by contract or custom to sell or repledge - Not Applicable

(7) Collateral for securities lending transactions that extend beyond one year from the reporting date - Not Applicable

F. Repurchase Agreements Transactions Accounted for as Secured Borrowing - Not Applicable

G. Reverse Repurchase Agreements Transactions Accounted for as Secured Borrowing - Not Applicable

H. Repurchase Agreements Transactions Accounted for as a Sale - Not Applicable

I. Reverse Repurchase Agreements Transactions Accounted for as a Sale - Not Applicable

J. Real Estate - Not Applicable

K. Low-Income Housing Tax Credits (LIHTC) - Not Applicable

L. Restricted Assets - Not Applicable

M. Working Capital Finance Investments - Not Applicable

Notes to the Financial Statements

5. Investments (Continued)

- N. Offsetting and Netting of Assets and Liabilities - Not Applicable
- O. 5GI Securities - Not Applicable
- P. Short Sales - Not Applicable
- Q. Prepayment Penalty and Acceleration Fees - None

6. Joint Ventures, Partnerships and Limited Liability Companies - Not Applicable

7. Investment Income - Not Applicable

8. Derivative Instruments - Not Applicable

9. Income Taxes

MENNONITE MUTUAL INSURANCE COMPANY
Income Tax Disclosures Required under SSAP 101
September 30, 2020

A. Components of the Net Deferred Tax Asset/(Liability)

The components of the net deferred tax asset / (liability) calculated at December 31, 2019 are as follows:

(1) Change between years by tax character

	09/30/2020			12/31/2019			Change		
	(1)	(2)	(3)	(4)	(5)	(6)	(7)	(8)	(9)
	Ordinary	Capital	Total (Col 1+2)	Ordinary	Capital	Total (Col 4+5)	Ordinary (Col 1-4)	Capital (Col 2-5)	Total (Col 7+8)
(a) Gross deferred tax assets	\$ 613,535	\$ -	\$ 613,535	\$ 613,535	\$ -	\$ 613,535	\$ -	\$ -	\$ -
(b) Statutory valuation allowance adjustments	-	-	-	-	-	-	-	-	-
(c) Adjusted gross deferred tax assets (1a - 1b)	613,535	-	613,535	613,535	-	613,535	-	-	-
(d) Deferred tax assets nonadmitted	-	-	-	-	-	-	-	-	-
(e) Subtotal net admitted deferred tax asset (1c - 1d)	\$ 613,535	\$ -	\$ 613,535	\$ 613,535	\$ -	\$ 613,535	\$ -	\$ -	\$ -
(f) Deferred tax liabilities	39,914	172,258	212,172	39,914	172,258	212,172	-	-	-
(g) Net admitted deferred tax asset/(net deferred tax liability) (1e - 1f)	\$ 573,621	\$ (172,258)	\$ 401,363	\$ 573,621	\$ (172,258)	\$ 401,363	\$ -	\$ -	\$ -

(2) Admission calculation components SSAP No. 101

	09/30/2020			12/31/2019			Change		
	(1)	(2)	(3)	(4)	(5)	(6)	(7)	(8)	(9)
	Ordinary	Capital	Total (Col 1+2)	Ordinary	Capital	Total (Col 4+5)	Ordinary (Col 1-4)	Capital (Col 2-5)	Total (Col 7+8)
(a) Federal income taxes paid in prior years recoverable through loss carrybacks	\$ 523,877	\$ -	\$ 523,877	\$ 523,877	\$ -	\$ 523,877	\$ -	\$ -	\$ -
(b) Adjusted gross deferred tax assets expected to be realized (excluding the amount of deferred tax assets from 2(a) above) after application of the threshold limitation (lesser of 2(b)1 and 2(b)2 below)	41,354	-	41,354	41,354	-	41,354	-	-	-
1. Adjusted gross deferred tax assets expected to be realized following the balance sheet date	-	-	-	-	-	-	-	-	-
2. Adjusted gross deferred tax assets allowed per limitation threshold	XXX	XXX	XXX	XXX	XXX	XXX	XXX	XXX	XXX
(c) Adjusted gross deferred tax assets (excluding the amount of deferred tax assets from 2(a) and 2(b) above) offset by gross deferred tax liabilities	48,304	-	48,304	48,304	-	48,304	-	-	-
(d) Deferred tax assets admitted as the result of application of SSAP No. 101	-	-	-	-	-	-	-	-	-
Total (2(a) + 2(b) + 2(c))	\$ 613,535	\$ -	\$ 613,535	\$ 613,535	\$ -	\$ 613,535	\$ -	\$ -	\$ -

(3) Ratio used as basis of admissibility

	09/30/2020	12/31/2019
(a) Ratio percentage used to determine recovery period and threshold limitation amount	1,083.000 %	1,026.000 %
(b) Amount of adjusted capital and surplus used to determine recovery period and threshold limitation in 2(b)2 above	\$ 19,797,760	\$ 18,742,103

Notes to the Financial Statements

9. Income Taxes (Continued)

(4) Impact of tax-planning strategies

(a) Determination of adjusted gross deferred tax assets and net admitted deferred tax assets, by tax character as a percentage

	09/30/2020		12/31/2019		Change	
	(1)	(2)	(3)	(4)	(5)	(6)
	Ordinary	Capital	Ordinary	Capital	Ordinary (Col. 1-3)	Capital (Col. 2-4)
1. Adjusted gross DTAs amount from Note 9A1(c)	\$ 613,535	\$	\$ 613,535	\$	\$ -	\$
2. Percentage of adjusted gross DTAs by tax character attributable to the impact of tax planning strategies	%	%	%	%	%	%
3. Net admitted adjusted gross DTAs amount from Note 9A1(e)	\$ 613,535	\$	\$ 613,535	\$	\$ -	\$
4. Percentage of net admitted adjusted gross DTAs by tax character admitted because of the impact of tax planning strategies	%	%	%	%	%	%

(b) Use of reinsurance-related tax-planning strategies - Not Applicable

B. Regarding Deferred Tax Liabilities That Are Not Recognized - Not Applicable

C. Major Components of Current Income Taxes Incurred

Current tax and change in deferred tax at September 30, 2020 are as follows:

	(1) 09/30/2020	(2) 12/31/2019	(3) Change (1-2)
Current income taxes incurred consist of the following major components:			
1. Current Income Tax			
(a) Federal	\$ 370,654	\$ 363,930	\$ 6,724
(b) Foreign			
(c) Subtotal	\$ 370,654	\$ 363,930	\$ 6,724
(d) Federal income tax on net capital gains	(59,773)	(111,437)	51,664
(e) Utilization of capital loss carry-forwards			
(f) Other			
(g) Federal and foreign income taxes incurred	\$ 310,881	\$ 252,493	\$ 58,388
2. Deferred Tax Assets			
(a) Ordinary			
(1) Discounting of unpaid losses	\$ 34,733	\$ 34,733	\$ -
(2) Unearned premium reserve	497,121	497,121	-
(3) Policyholder reserves			
(4) Investments			
(5) Deferred acquisition costs			
(6) Policyholder dividends accrual			
(7) Fixed assets			
(8) Compensation and benefits accrual			
(9) Pension accrual			
(10) Receivables - nonadmitted			
(11) Net operating loss carry-forward			
(12) Tax credit carry-forward			
(13) Other (including items less than 5% of total ordinary tax assets)	81,681	81,681	-
(99) Subtotal	\$ 613,535	\$ 613,535	\$ -
(b) Statutory valuation allowance adjustment			
(c) Nonadmitted			
(d) Admitted ordinary deferred tax assets (2a99 - 2b - 2c)	\$ 613,535	\$ 613,535	\$ -
(e) Capital			
(1) Investments	\$	\$	\$
(2) Net capital loss carry-forward			
(3) Real estate			
(4) Other (including items <5% of total capital tax assets)			
(99) Subtotal	\$	\$	\$
(f) Statutory valuation allowance adjustment			
(g) Nonadmitted			
(h) Admitted capital deferred tax assets (2e99 - 2f - 2g)			
(i) Admitted deferred tax assets (2d + 2h)	\$ 613,535	\$ 613,535	\$ -

Notes to the Financial Statements

9. Income Taxes (Continued)

	(1) 09/30/2020	(2) 12/31/2019	(3) Change (1-2)
3. Deferred Tax Liabilities			
(a) Ordinary			
(1) Investments	\$	\$	\$
(2) Fixed assets			
(3) Deferred and uncollected premium			
(4) Policyholder reserves			
(5) Other (including items <5% of total ordinary tax liabilities)	39,914	39,914	-
(99) Subtotal	\$ 39,914	\$ 39,914	\$ -
(b) Capital			
(1) Investments	\$ 172,258	\$ 172,258	\$ -
(2) Real estate			
(3) Other (including items <5% of total capital tax liabilities)			
(99) Subtotal	\$ 172,258	\$ 172,258	\$ -
(c) Deferred tax liabilities (3a99 + 3b99)	\$ 212,172	\$ 212,172	\$ -
4. Net deferred tax assets/liabilities (2i - 3c)	\$ 401,363	\$ 401,363	\$ -

D. Among the More Significant Book to Tax Adjustments - No Significant Changes

E. Operating Loss and Tax Credit Carryforwards

(1) Unused loss carryforwards available - Not Applicable

(2) Income tax expense available for recoupment

The Company has income tax expense for 2020 and 2019 of \$310,881 and \$252,493, respectively, which is available for the recoupment in the event of a future net losses.

(3) Deposits admitted under IRC Section 6603 - Not Applicable

F. Consolidated Federal Income Tax Return - Not Applicable

G. Federal or Foreign Income Tax Loss Contingencies - Not Applicable

H. Repatriation Transition Tax (RTT) - Not Applicable

I. Alternative Minimum Tax (AMT) Credit - Not Applicable

10. Information Concerning Parent, Subsidiaries, Affiliates and Other Related Parties

A. All outstanding shares of the Orrville Insurance Agency are owned by the Mennonite Mutual Insurance Company domiciled in the state of Ohio. Mennonite Mutual Aid Society became an affiliate of Mennonite Mutual Insurance Company in 2013.

B. Detail of Transactions Greater Than 0.5% of Admitted Assets - Not Applicable

C. Amount of Transactions & Effects of Change in Terms of Intercompany Arrangements - Not Applicable

D. Amounts Due To or From Related Parties - Not Applicable

E. Guarantees or Contingencies - Not Applicable

F. Management Service Contracts and Cost Sharing Arrangements - Not Applicable

G. Nature of Relationships that Could Affect Operations - Not Applicable

H. Amount Deducted for Investment in Upstream Company - Not Applicable

I. Detail of Investments in Affiliates Greater Than 10% of Admitted Assets - Not Applicable

J. Write-Down for Impairments of Investments in Subsidiary Controlled or Affiliated Companies - Not Applicable

K. Foreign Subsidiary Value Using CARVM - Not Applicable

L. Downstream Holding Company Value Using Look-Through Method - Not Applicable

M. All SCA Investments - Not Applicable

N. Investment in Insurance SCAs - Not Applicable

O. SCA and SSAP No. 48 Entity Loss Tracking - Not Applicable

11. Debt - Not Applicable

12. Retirement Plans, Deferred Compensation, Postemployment Benefits and Compensated Absences and Other Postretirement Benefit Plans

A. Defined Benefit Plan - Not Applicable

B. Investment Policies and Strategies of Plan Assets - Not Applicable

C. Fair Value of Each Class of Plan Assets - Not Applicable

D. Expected Long-Term Rate of Return for the Plan Assets - Not Applicable

Notes to the Financial Statements

12. Retirement Plans, Deferred Compensation, Postemployment Benefits and Compensated Absences and Other Postretirement Benefit Plans (Continued)

E. Defined Contribution Plans

The Company has provided its employees with an employer matched 401(K) retirement plan and may also make additional 401(K) profit share contributions at the end of each year for all qualified employees.

F. Multiemployer Plans - Not Applicable

G. Consolidated/Holding Company Plans - Not Applicable

H. Postemployment Benefits and Compensated Absences - Not Applicable

I. Impact of Medicare Modernization Act on Postretirement Benefits (INT 04-17) - Not Applicable

13. Capital and Surplus, Dividend Restrictions and Quasi-Reorganizations

1. Outstanding Shares - Not Applicable

2. Dividend Rate of Preferred Stock - Not Applicable

3. Dividend Restrictions - Not Applicable

4. Ordinary Dividends - Not Applicable

5. Company Profits Paid as Ordinary Dividends - Not Applicable

6. Surplus Restrictions - Not Applicable

7. Surplus Advances - Not Applicable

8. Stock Held for Special Purposes - Not Applicable

9. Changes in Special Surplus Funds - Not Applicable

10. Unassigned funds (surplus)

The portion of unassigned funds (surplus) represented or reduced by cumulative unrealized gains and (losses) is \$(97,994).

11. Company-Issued Surplus Debentures or Similar Obligations - Not Applicable

12. Impact of Any Restatement Due to Prior Quasi-Reorganizations - Not Applicable

13. Effective Date(s) of Quasi-Reorganizations in the Prior 10 Years - Not Applicable

14. Liabilities, Contingencies and Assessments

A. Contingent Commitments

Various lawsuits against the Company regarding questions of coverage have arisen in the course of the Company's business. Contingent liabilities arising from litigation and other matters are not considered material in relation to the financial position of the Company.

(1) Commitments or contingent commitment(s) to an SCA entity, joint venture, partnership, or limited liability company - Not Applicable

(2) Nature and circumstances of guarantee - Not Applicable

(3) Aggregate compilation of guarantee obligations - Not Applicable

B. Assessments - Not Applicable

C. Gain Contingencies - Not Applicable

D. Claims Related Extra Contractual Obligation and Bad Faith Losses Stemming from Lawsuits - Not Applicable

E. Product Warranties - Not Applicable

F. Joint and Several Liabilities - Not Applicable

G. All Other Contingencies - Not Applicable

15. Leases - Not Applicable

16. Information About Financial Instruments With Off-Balance-Sheet Risk And Financial Instruments With Concentrations of Credit Risk - Not Applicable

17. Sale, Transfer and Servicing of Financial Assets and Extinguishments of Liabilities - Not Applicable

18. Gain or Loss to the Reporting Entity from Uninsured Plans and the Uninsured Portion of Partially Insured Plans - Not Applicable

19. Direct Premium Written/Produced by Managing General Agents/Third Party Administrators - Not Applicable

20. Fair Value Measurements

A. Fair Value Measurement

Fair values are based on quoted market prices when available. The Company's financial assets and liabilities carried at fair value have been classified, for disclosure purposes, based on Statutory Accounting Principle No. 100, Fair Value Measurements.

- Level 1 inputs consist of unadjusted quoted prices for identical assets and liabilities in active markets accessible at the measurement date.
- Level 2 inputs consist of quoted prices for similar assets and liabilities in active markets, quoted prices from those willing to trade markets that are not active, or other inputs that are observable or can be confirmed by market data for the term of the instrument.

Notes to the Financial Statements

20. Fair Value Measurements (Continued)

- Level 3 inputs consist of unobservable inputs (supported by little or no market activity) and reflect the Company's best estimate of what hypothetical market participants would use to determine a transaction price for the asset or liability at the reporting date.

(1) Fair value measurements at reporting date

The following tables provide information as of September 30, 2020 about the Company's financial assets measured at fair value on a recurring basis:

Description for each class of asset or liability	Level 1	Level 2	Level 3	Net Asset Value (NAV)	Total
a. Assets at fair value					
Industrials and Miscellaneous	\$ 7,937,068	\$ 95,136	\$	\$	\$ 8,032,204
Parents, Subsidiaries and Affiliates			100		100
Total assets at fair value/NAV	\$ 7,937,068	\$ 95,136	\$ 100	\$	\$ 8,032,304
b. Liabilities at fair value					
Total liabilities at fair value	\$	\$	\$	\$	\$

Level 1 Transfers – Details

NONE

(2) Fair value measurements in Level 3 of the fair value hierarchy

Description	Ending balance as of 06/30/2020	Transfers Into Level 3	Transfers Out of Level 3	Total Gains and (Losses) Included in Net Income	Total Gains and (Losses) Included in Surplus	Purchases	Issuances	Sales	Settlements	Ending Balance for 09/30/2020
a. Assets										
Parents, Subsidiaries and Affiliates	\$ 100	\$	\$	\$	\$	\$	\$	\$	\$	\$ 100
Total assets	\$ 100	\$	\$	\$	\$	\$	\$	\$	\$	\$ 100
b. Liabilities										
Total liabilities	\$	\$	\$	\$	\$	\$	\$	\$	\$	\$

(3) Policy on transfers into and out of Level 3 - Not Applicable

(4) Inputs and techniques used for Level 2 and Level 3 fair values - Not Applicable

(5) Derivatives - Not Applicable

B. Other Fair Value Disclosures - Not Applicable

C. Fair Values for All Financial Instruments by Level 1, 2 and 3

Type of Financial Instrument	Aggregate Fair Value	Admitted Assets	Level 1	Level 2	Level 3	Net Asset Value (NAV)	Not Practicable (Carrying Value)
Bond	\$ 11,373,300	\$ 10,780,574	\$ 11,373,300	\$ -	\$ -	\$ -	\$ -
CMO	2,396,109	2,282,123	2,396,109	-	-	-	-
MBS	1,808,077	1,739,554	1,808,077	-	-	-	-
Common Stock	8,032,304	8,032,304	7,937,068	95,136	100	-	-
Short Term	557,412	557,407	557,412	-	-	-	-
Cash Equivalents	7,792,590	7,792,590	7,792,590	-	-	-	-

D. Not Practicable to Estimate Fair Value

Type or Class of Financial Instrument	Carrying Value	Effective Interest Rate	Maturity Date	Explanation
Cash Equivalents	\$ 7,792,590	%		
Total Short Term	557,407			
Total Assets Mennonite Mutual Company				

E. Nature and Risk of Investments Reported at NAV - Not Applicable

21. Other Items - Not Applicable

22. Events Subsequent - Not Applicable

23. Reinsurance

- A. Unsecured Reinsurance Recoverables - Not Applicable
- B. Reinsurance Recoverable in Dispute - Not Applicable

Notes to the Financial Statements

23. Reinsurance (Continued)

C. Reinsurance Assumed and Ceded

(1) Maximum amount of return commission that would have been due reinsurers if all of the company's reinsurance was canceled or if the company's insurance assumed was canceled

	Assumed Reinsurance		Ceded Reinsurance		Net	
	Premium Reserve	Commission Equity	Premium Reserve	Commission Equity	Premium Reserve	Commission Equity
a. Affiliates	\$ 70,757	\$ 21,227	\$	\$	\$ 70,757	\$ 21,227
b. All other	26,074	9,126	497,797	164,273	(471,723)	(155,147)
c. Total	\$ 96,831	\$ 30,353	\$ 497,797	\$ 164,273	\$ (400,966)	\$ (133,920)
d. Direct unearned premium reserve			\$ 12,833,284			

Commission equity amounts computed by applying the fixed or provisional commission rate for each contract to the unearned premium reserve:

Assumed Affiliates - 30%.
 Assumed Other - 35%.
 Ceded Other - 33%.

(2) The additional or return commission, predicated on loss experience or on any other form of profit sharing arrangements in this statement as a result of existing contractual arrangements is accrued as follows: - Not Applicable

(3) Risks attributed to each of the company's protected cells - Not Applicable

D. Uncollectible Reinsurance - Not Applicable

E. Commutation of Ceded Reinsurance - Not Applicable

F. Retroactive Reinsurance - Not Applicable

G. Reinsurance Accounted for as a Deposit - Not Applicable

H. Disclosures for the Transfer of Property and Casualty Run-Off Agreements - Not Applicable

I. Certified Reinsurer Rating Downgraded or Status Subject to Revocation - Not Applicable

J. Reinsurance Agreements Qualifying for Reinsurer Aggregation - Not Applicable

24. Retrospectively Rated Contracts & Contracts Subject to Redetermination

A. Method Used to Estimate - Not Applicable

B. Method Used to Record - Not Applicable

C. Amount and Percent of Net Retrospective Premiums - Not Applicable

D. Medical Loss Ratio Rebates Required Pursuant to the Public Health Service Act

	(1) Individual	(2) Small Group Employer	(3) Large Group Employer	(4) Other Categories with Rebates	(5) Total
Prior Reporting Year					
(1) Medical loss ratio rebates incurred	\$	\$	\$	\$	\$
(2) Medical loss ratio rebates paid					
(3) Medical loss rebates unpaid					
(4) Plus reinsurance assumed amounts	XXX	XXX	XXX	XXX	
(5) Less reinsurance ceded amounts	XXX	XXX	XXX	XXX	
(6) Rebates unpaid net of reinsurance	XXX	XXX	XXX	XXX	
Current Reporting Year-to-Date					
(7) Medical loss ratio rebates incurred	\$	\$	\$	\$	\$
(8) Medical loss ratio rebates paid					
(9) Medical loss rebates unpaid					
(10) Plus reinsurance assumed amounts	XXX	XXX	XXX	XXX	
(11) Less reinsurance ceded amounts	XXX	XXX	XXX	XXX	
(12) Rebates unpaid net of reinsurance	XXX	XXX	XXX	XXX	

E. Calculation of Nonadmitted Retrospective Premium

(1) For Ten Percent (10%) Method of determining nonadmitted retrospective premium

Ten percent of the amount of accrued retrospective premiums not offset by retrospective return premiums, other liabilities to the same party (other than loss and loss adjustment expense reserves), or collateral as permitted by *SSAP No. 66-Retrospectively Rated Contracts* has been nonadmitted.

a. Total accrued retro premium	\$
b. Unsecured amount	
c. Less: nonadmitted amount (10%)	
d. Less: nonadmitted for any person for whom agents' balances or uncollected premiums are nonadmitted	
e. Admitted amount (a-c-d)	\$

Notes to the Financial Statements

24. Retrospectively Rated Contracts & Contracts Subject to Redetermination (Continued)

(2) For Quality Rating Method of determining nonadmitted retrospective premium

	(1)	(2)		(3)	(4)
Insured's Current Quality Rating	Total Amount	Unsecured Balances	%	Nonadmitted Amount (2) x %	Admitted Amount (1 - 3)
a. 1	\$	\$	1 %	\$	\$
b. 2			2 %		
c. 3			5 %		
d. 4			10 %		
e. 5			20 %		
f. 6			100 %		
g. Nonadmitted for any person for whom agents' balances or uncollected premiums are nonadmitted					
h. Total (a) through (f) - (g)	\$	\$		\$	\$

F. Risk-Sharing Provisions of the Affordable Care Act (ACA)

The Company does not write any accident or health insurance premiums that are subject to the Affordable Care Act risk-sharing provisions.

(1) Accident and health insurance premium subject to the Affordable Care Act risk-sharing provisions

Did the reporting entity write accident and health insurance premium which is subject to the Affordable Care Act risk sharing provisions?
NO

(2) Impact of Risk-Sharing Provisions of the Affordable Care Act on admitted assets, liabilities and revenue for the current year

	Amount
a. Permanent ACA Risk Adjustment Program	
Assets	
1. Premium adjustments receivable due to the ACA risk adjustment (including high risk pool payments)	\$
Liabilities	
2. Risk adjustment user fees payable for ACA risk adjustment	\$
3. Premium adjustments payable due to ACA risk adjustment (including high risk pool premium)	
Operations (Revenue & Expense)	
4. Reported as revenue in premium for accident and health contracts (written/collected) due to ACA risk adjustment	\$
5. Reported in expenses as ACA risk adjustment user fees (incurred/paid)	
b. Transitional ACA Reinsurance Program	
Assets	
1. Amounts recoverable for claims paid due to ACA reinsurance	\$
2. Amounts recoverable for claims unpaid due to ACA reinsurance (contra liability)	
3. Amounts receivable relating to uninsured plans for contributions for ACA reinsurance	
Liabilities	
4. Liabilities for contributions payable due to ACA reinsurance - not reported as ceded premium	\$
5. Ceded reinsurance premiums payable due to ACA reinsurance	
6. Liabilities for amounts held under uninsured plans contributions for ACA reinsurance	
Operations (Revenue & Expense)	
7. Ceded reinsurance premiums due to ACA reinsurance	\$
8. Reinsurance recoveries (income statement) due to ACA reinsurance payments or expected payments	
9. ACA reinsurance contributions - not reported as ceded premium	
c. Temporary ACA Risk Corridors Program	
Assets	
1. Accrued retrospective premium due to ACA risk corridors liabilities	\$
2. Reserve for rate credits or policy experience rating refunds due to ACA risk corridors	
Operations (Revenue & Expense)	
3. Effect of ACA risk corridors on net premium income (paid/received)	\$
4. Effect of ACA risk corridors on change in reserves for rate credits	

Notes to the Financial Statements

24. Retrospectively Rated Contracts & Contracts Subject to Redetermination (Continued)

(3) Roll-forward of prior year ACA risk-sharing provisions for the following asset (gross of any nonadmission) and liability balances, along with the reasons for adjustments to prior year balance

	Accrued During the Prior Year on Business Written Before Dec 31 of the Prior Year		Received or Paid as of the Current Year on Business Written Before Dec 31 of the Prior Year		Differences		Adjustments		Ref	Unsettled Balances as of the Reporting Date	
	(1)	(2)	(3)	(4)	Prior Year Accrued Less Payments (Col 1 - 3)	Prior Year Accrued Less Payments (Col 2 - 4)	To Prior Year Balances	To Prior Year Balances		Cumulative Balance from Prior Years (Col 1-3+7)	Cumulative Balance from Prior Years (Col 2-4+8)
	Receivable	(Payable)	Receivable	(Payable)	Receivable	(Payable)	Receivable	(Payable)		Receivable	(Payable)
a. Permanent ACA Risk Adjustment Program											
1. Premium adjustments receivable (including high risk pool payments)	\$	\$	\$	\$	\$	\$	\$	\$	A	\$	\$
2. Premium adjustments (payable) (including high risk pool premium)									B		
3. Subtotal ACA Permanent Risk Adjustment Program	\$	\$	\$	\$	\$	\$	\$	\$		\$	\$
b. Transitional ACA Reinsurance Program											
1. Amounts recoverable for claims paid	\$	\$	\$	\$	\$	\$	\$	\$	C	\$	\$
2. Amounts recoverable for claims unpaid (contra liability)									D		
3. Amounts receivable relating to uninsured plans									E		
4. Liabilities for contributions payable due to ACA reinsurance - not reported as ceded premium									F		
5. Ceded reinsurance premiums payable									G		
6. Liability for amounts held under uninsured plans									H		
7. Subtotal ACA Transitional Reinsurance Program	\$	\$	\$	\$	\$	\$	\$	\$		\$	\$
c. Temporary ACA Risk Corridors Program											
1. Accrued retrospective premium	\$	\$	\$	\$	\$	\$	\$	\$	I	\$	\$
2. Reserve for rate credits or policy experience rating refunds									J		
3. Subtotal ACA Risk Corridors Program	\$	\$	\$	\$	\$	\$	\$	\$		\$	\$
d. Total for ACA risk sharing provisions	<u>\$</u>	<u>\$</u>	<u>\$</u>	<u>\$</u>	<u>\$</u>	<u>\$</u>	<u>\$</u>	<u>\$</u>		<u>\$</u>	<u>\$</u>

Explanations of Adjustments: None

(4) Roll-forward of risk corridors asset and liability balances by program benefit year

	Accrued During the Prior Year on Business Written Before Dec 31 of the Prior Year		Received or Paid as of the Current Year on Business Written Before Dec 31 of the Prior Year		Differences		Adjustments		Ref	Unsettled Balances as of the Reporting Date	
	(1)	(2)	(3)	(4)	Prior Year Accrued Less Payments (Col 1 - 3)	Prior Year Accrued Less Payments (Col 2 - 4)	To Prior Year Balances	To Prior Year Balances		Cumulative Balance from Prior Years (Col 1-3+7)	Cumulative Balance from Prior Years (Col 2-4+8)
	Receivable	(Payable)	Receivable	(Payable)	Receivable	(Payable)	Receivable	(Payable)		Receivable	(Payable)
Risk Corridors Program Year											
a. 2014											
1. Accrued retrospective premium	\$	\$	\$	\$	\$	\$	\$	\$	A	\$	\$
2. Reserve for rate credits for policy experience rating refunds									B		
b. 2015											
1. Accrued retrospective premium	\$	\$	\$	\$	\$	\$	\$	\$	C	\$	\$
2. Reserve for rate credits for policy experience rating refunds									D		
c. 2016											
1. Accrued retrospective premium	\$	\$	\$	\$	\$	\$	\$	\$	E	\$	\$
2. Reserve for rate credits for policy experience rating refunds									F		
d. Total for Risk Corridors	<u>\$</u>	<u>\$</u>	<u>\$</u>	<u>\$</u>	<u>\$</u>	<u>\$</u>	<u>\$</u>	<u>\$</u>		<u>\$</u>	<u>\$</u>

Explanations of Adjustments: None

Notes to the Financial Statements

24. Retrospectively Rated Contracts & Contracts Subject to Redetermination (Continued)

(5) ACA risk corridors receivable as of reporting date

Risk Corridor Program Year	(1) Estimated Amount to be Filed or Final Amount Filed with CMS	(2) Nonaccrued Amounts for Impairment or Other Reasons	(3) Amounts Received from CMS	(4) Asset Balance Gross of Nonadmissions (1-2-3)	(5) Non-admitted Amount	(6) Net Admitted Asset (4-5)
a. 2014.....	\$	\$	\$	\$	\$	\$
b. 2015.....
c. 2016.....
d. Total (a+b+c).....	<u>\$</u>	<u>\$</u>	<u>\$</u>	<u>\$</u>	<u>\$</u>	<u>\$</u>

25. Changes in Incurred Losses and Loss Adjustment Expenses

A. Reasons for Changes in the Provision for Incurred Loss and Loss Adjustment Expenses Attributable to Insured Events of Prior Years

Reserves for incurred losses and LAE as of 12/31/19 were \$3,201,093. As of 09/30/20, \$1,697,000 has been paid for incurred losses attributable to insured events of prior years. Reserves remaining for prior years are now \$1,271,000 as a result of re-estimation of unpaid claims and claim adjustment expenses. Therefore, there has been \$233,093 of **favorable** development from prior years. Increases and decreases of this nature occur as a result of ongoing analysis of recent loss development trends. Original estimates are increased or decreased, as additional information becomes known regarding individual claims.

B. Significant Changes in Methodologies and Assumptions Used in Calculating the Liability for Unpaid Losses and Loss Adjustment Expenses - Not Applicable

26. Intercompany Pooling Arrangements - Not Applicable

27. Structured Settlements - Not Applicable

28. Health Care Receivables - Not Applicable

29. Participating Policies - Not Applicable

30. Premium Deficiency Reserves

	<u>FIRE</u>	<u>HO / FO</u>	<u>CMP</u>	<u>GL / UMB</u>	<u>CAP / APD</u>	<u>Total</u>
Net unearned premium reserve at 12/31/19	\$ 807,188	\$ 3,236,458	\$ 6,393,776	\$ 191,364	\$ 765,660	\$ 11,394,446
Anticipated loss and adjusting (5 year average)	(358,593)	(1,526,822)	(3,129,193)	(64,533)	(377,301)	(5,456,441)
Acquisition costs (at renewal)	-	-	-	-	-	-
Policy maintenance cost (10.0% estimate)	(80,719)	(323,646)	(639,378)	(19,136)	(76,566)	(1,139,445)
Surplus / (Deficiency)	<u>\$ 367,876</u>	<u>\$ 1,385,991</u>	<u>\$ 2,625,206</u>	<u>\$ 107,695</u>	<u>\$ 311,793</u>	<u>\$ 4,798,561</u>

Net earned premium 2015	1,598	4,585	4,759	463	729
Net earned premium 2016	1,508	4,782	5,294	415	763
Net earned premium 2017	1,472	4,954	7,052	115	899
Net earned premium 2018	1,423	5,201	7,609	367	1,048
Net earned premium 2019	1,407	5,493	8,910	695	1,269
	<u>\$ 7,408</u>	<u>\$ 25,015</u>	<u>\$ 33,624</u>	<u>\$ 2,055</u>	<u>\$ 4,708</u>

Net incurred loss & lae 2015	768	1,846	1,989	175	218
Net incurred loss & lae 2016	421	1,885	2,913	65	189
Net incurred loss & lae 2017	489	3,717	2,307	167	850
Net incurred loss & lae 2018	335	1,041	4,159	211	371
Net incurred loss & lae 2019	1,278	3,312	5,088	75	692
	<u>\$ 3,291</u>	<u>\$ 11,801</u>	<u>\$ 16,456</u>	<u>\$ 693</u>	<u>\$ 2,320</u>

The Company evaluated the need to record a premium deficiency reserve as of the end of the year and determined a reserve was not required. The Company does not anticipate investment income when evaluating the need for premium deficiency reserves.

- Liability carried for premium deficiency reserves: \$
- Date of the most recent evaluation of this liability: 12/31/2019
- Was anticipated investment income utilized in the calculation? NO

31. High Deductibles - Not Applicable

32. Discounting of Liabilities by Withdrawal Characteristics For Unpaid Losses or Unpaid Loss Adjustment Expenses - Not Applicable

33. Asbestos/Environmental Reserves - Not Applicable

34. Subscriber Savings Accounts - Not Applicable

35. Multiple Peril Crop Insurance - Not Applicable

36. Financial Guaranty Insurance - Not Applicable

GENERAL INTERROGATORIES

PART 1 - COMMON INTERROGATORIES GENERAL

- 1.1 Did the reporting entity experience any material transactions requiring the filing of Disclosure of Material Transactions with the State of Domicile, as required by the Model Act? Yes [] No [X]
- 1.2 If yes, has the report been filed with the domiciliary state? Yes [] No []
- 2.1 Has any change been made during the year of this statement in the charter, by-laws, articles of incorporation, or deed of settlement of the reporting entity? Yes [] No [X]
- 2.2 If yes, date of change:
- 3.1 Is the reporting entity a member of an Insurance Holding Company System consisting of two or more affiliated persons, one or more of which is an insurer? Yes [X] No []
If yes, complete Schedule Y, Parts 1 and 1A.
- 3.2 Have there been any substantial changes in the organizational chart since the prior quarter end? Yes [] No [X]
- 3.3 If the response to 3.2 is yes, provide a brief description of those changes.
.....
- 3.4 Is the reporting entity publicly traded or a member of a publicly traded group? Yes [] No [X]
- 3.5 If the response to 3.4 is yes, provide the CIK (Central Index Key) code issued by the SEC for the entity/group.....
- 4.1 Has the reporting entity been a party to a merger or consolidation during the period covered by this statement? Yes [] No [X]
If yes, complete and file the merger history data file with the NAIC.
- 4.2 If yes, provide the name of entity, NAIC Company Code, and state of domicile (use two letter state abbreviation) for any entity that has ceased to exist as a result of the merger or consolidation.

1 Name of Entity	2 NAIC Company Code	3 State of Domicile

5. If the reporting entity is subject to a management agreement, including third-party administrator(s), managing general agent(s), attorney-in-fact, or similar agreement, have there been any significant changes regarding the terms of the agreement or principals involved? Yes [] No [X] NA []
If yes, attach an explanation.
- 6.1 State as of what date the latest financial examination of the reporting entity was made or is being made.12/31/2017
- 6.2 State the as of date that the latest financial examination report became available from either the state of domicile or the reporting entity. This date should be the date of the examined balance sheet and not the date the report was completed or released.12/31/2017
- 6.3 State as of what date the latest financial examination report became available to other states or the public from either the state of domicile or the reporting entity. This is the release date or completion date of the examination report and not the date of the examination (balance sheet date).05/10/2018
- 6.4 By what department or departments?
.....
- 6.5 Have all financial statement adjustments within the latest financial examination report been accounted for in a subsequent financial statement filed with Departments? Yes [X] No [] NA []
- 6.6 Have all of the recommendations within the latest financial examination report been complied with? Yes [] No [X] NA []
- 7.1 Has this reporting entity had any Certificates of Authority, licenses or registrations (including corporate registration, if applicable) suspended or revoked by any governmental entity during the reporting period? Yes [] No [X]
- 7.2 If yes, give full information:
.....
- 8.1 Is the company a subsidiary of a bank holding company regulated by the Federal Reserve Board?..... Yes [] No [X]
- 8.2 If response to 8.1 is yes, please identify the name of the bank holding company.
.....
- 8.3 Is the company affiliated with one or more banks, thrifts or securities firms?..... Yes [] No [X]
- 8.4 If response to 8.3 is yes, please provide below the names and location (city and state of the main office) of any affiliates regulated by a federal regulatory services agency [i.e. the Federal Reserve Board (FRB), the Office of the Comptroller of the Currency (OCC), the Federal Deposit Insurance Corporation (FDIC) and the Securities Exchange Commission (SEC)] and identify the affiliate's primary federal regulator.]

1 Affiliate Name	2 Location (City, State)	3 FRB	4 OCC	5 FDIC	6 SEC

GENERAL INTERROGATORIES

- 9.1 Are the senior officers (principal executive officer, principal financial officer, principal accounting officer or controller, or persons performing similar functions) of the reporting entity subject to a code of ethics, which includes the following standards? Yes [X] No []
- (a) Honest and ethical conduct, including the ethical handling of actual or apparent conflicts of interest between personal and professional relationships;
 - (b) Full, fair, accurate, timely and understandable disclosure in the periodic reports required to be filed by the reporting entity;
 - (c) Compliance with applicable governmental laws, rules and regulations;
 - (d) The prompt internal reporting of violations to an appropriate person or persons identified in the code; and
 - (e) Accountability for adherence to the code.

9.11 If the response to 9.1 is No, please explain:

9.2 Has the code of ethics for senior managers been amended? Yes [] No [X]

9.21 If the response to 9.2 is Yes, provide information related to amendment(s).

9.3 Have any provisions of the code of ethics been waived for any of the specified officers? Yes [] No [X]

9.31 If the response to 9.3 is Yes, provide the nature of any waiver(s).

FINANCIAL

10.1 Does the reporting entity report any amounts due from parent, subsidiaries or affiliates on Page 2 of this statement?..... Yes [X] No []

10.2 If yes, indicate any amounts receivable from parent included in the Page 2 amount:.....\$26,104

INVESTMENT

11.1 Were any of the stocks, bonds, or other assets of the reporting entity loaned, placed under option agreement, or otherwise made available for use by another person? (Exclude securities under securities lending agreements.) Yes [] No [X]

11.2 If yes, give full and complete information relating thereto:

12. Amount of real estate and mortgages held in other invested assets in Schedule BA:\$0

13. Amount of real estate and mortgages held in short-term investments:\$0

14.1 Does the reporting entity have any investments in parent, subsidiaries and affiliates? Yes [X] No []

14.2 If yes, please complete the following:

	1	2
	Prior Year-End Book/Adjusted Carrying Value	Current Quarter Book/Adjusted Carrying Value
14.21 Bonds	\$0	\$
14.22 Preferred Stock	\$0	\$
14.23 Common Stock	\$100	\$100
14.24 Short-Term Investments	\$0	\$
14.25 Mortgage Loans on Real Estate	\$	\$
14.26 All Other	\$	\$
14.27 Total Investment in Parent, Subsidiaries and Affiliates (Subtotal Lines 14.21 to 14.26).....	\$100	\$100
14.28 Total Investment in Parent included in Lines 14.21 to 14.26 above	\$	\$

15.1 Has the reporting entity entered into any hedging transactions reported on Schedule DB? Yes [] No [X]

15.2 If yes, has a comprehensive description of the hedging program been made available to the domiciliary state? Yes [] No [] NA [X]

If no, attach a description with this statement.

16 For the reporting entity's security lending program, state the amount of the following as of the current statement date:

16.1 Total fair value of reinvested collateral assets reported on Schedule DL, Parts 1 and 2	\$0
16.2 Total book adjusted/carrying value of reinvested collateral assets reported on Schedule DL, Parts 1 and 2	\$0
16.3 Total payable for securities lending reported on the liability page	\$0

GENERAL INTERROGATORIES

17. Excluding items in Schedule E – Part 3 – Special Deposits, real estate, mortgage loans and investments held physically in the reporting entity’s offices, vaults or safety deposit boxes, were all stocks, bonds and other securities, owned throughout the current year held pursuant to a custodial agreement with a qualified bank or trust company in accordance with Section 1, III – General Examination Considerations, F. Outsourcing of Critical Functions, Custodial or Safekeeping Agreements of the NAIC *Financial Condition Examiners Handbook*?

Yes No

17.1 For all agreements that comply with the requirements of the NAIC *Financial Condition Examiners Handbook*, complete the following:

1 Name of Custodian(s)	2 Custodian Address
Wayne Savings Community Bank.....	Wooster, Ohio.....
Federal Home Loan Bank.....	Cincinnati, Ohio.....
Commercial Savings Bank.....	Orrville, Ohio.....
Manufacturers and Traders Trust co.....	Baltimore, MD.....

17.2 For all agreements that do not comply with the requirements of the NAIC *Financial Condition Examiners Handbook*, provide the name, location and a complete explanation:

1 Name(s)	2 Location(s)	3 Complete Explanation(s)

17.3 Have there been any changes, including name changes, in the custodian(s) identified in 17.1 during the current quarter?

Yes No

17.4 If yes, give full and complete information relating thereto:

1 Old Custodian	2 New Custodian	3 Date of Change	4 Reason

17.5 Investment management – Identify all investment advisors, investment managers, broker/dealers, including individuals that have the authority to make investment decisions on behalf of the reporting entity. For assets that are managed internally by employees of the reporting entity, note as such. [“...that have access to the investment accounts”; “...handle securities”]

1 Name of Firm or Individual	2 Affiliation
Christopher Blough, CEO.....	I.....
The Concord Advisory Group, Ltd.....	U.....
Payden & Rygel Investment Management.....	U.....

17.5097 For those firms/individuals listed in the table for Question 17.5, do any firms/individuals unaffiliated with the reporting entity (i.e., designated with a “U”) manage more than 10% of the reporting entity’s invested assets?

Yes No

17.5098 For firms/individuals unaffiliated with the reporting entity (i.e., designated with a “U”) listed in the table for Question 17.5, does the total assets under management aggregate to more than 50% of the reporting entity’s invested assets?

Yes No

17.6 For those firms or individuals listed in the table for 17.5 with an affiliation code of “A” (affiliated) or “U” (unaffiliated), provide the information for the table below.

1 Central Registration Depository Number	2 Name of Firm or Individual	3 Legal Entity Identifier (LEI)	4 Registered With	5 Investment Management Agreement (IMA) Filed

18.1 Have all the filing requirements of the *Purposes and Procedures Manual of the NAIC Investment Analysis Office* been followed?

Yes No

18.2 If no, list exceptions:

.....

19. By self-designating 5GI securities, the reporting entity is certifying the following elements for each self-designated 5GI security:

Documentation necessary to permit a full credit analysis of the security does not exist or an NAIC CRP credit rating for an FE or

- a. PL security is not available.
- b. Issuer or obligor is current on all contracted interest and principal payments.
- c. The insurer has an actual expectation of ultimate payment of all contracted interest and principal.

Has the reporting entity self-designated 5GI securities?.....

Yes No

20. By self-designating PLGI securities, the reporting entity is certifying the following elements of each self-designated PLGI security:

- a. The security was purchased prior to January 1, 2018.
- b. The reporting entity is holding capital commensurate with the NAIC Designation reported for the security.
The NAIC Designation was derived from the credit rating assigned by an NAIC CRP in its legal capacity as a NRSRO which is
- c. shown on a current private letter rating held by the insurer and available for examination by state insurance regulators.
- d. The reporting entity is not permitted to share this credit rating of the PL security with the SVO.

Has the reporting entity self-designated PLGI securities?.....

Yes No

GENERAL INTERROGATORIES

21. By assigning FE to a Schedule BA non-registered private fund, the reporting entity is certifying the following elements of each self-designated FE fund:.....
- a. The shares were purchased prior to January 1, 2019.
 - b. The reporting entity is holding capital commensurate with the NAIC Designation reported for the security.
 - c. The security had a public credit rating(s) with annual surveillance assigned by an NAIC CRP in its legal capacity as an NRSRO prior to January 1, 2019.
 - d. The fund only or predominantly holds bonds in its portfolio.
 - e. The current reported NAIC Designation was derived from the public credit rating(s) with annual surveillance assigned by an NAIC CRP in its legal capacity as an NRSRO.
 - f. The public credit rating(s) with annual surveillance assigned by an NAIC CRP has not lapsed.

Has the reporting entity assigned FE to Schedule BA non-registered private funds that complied with the above criteria?

Yes [] No [X]

SCHEDULE F - CEDED REINSURANCE

Showing All New Reinsurers - Current Year to Date

1 NAIC Company Code	2 ID Number	3 Name of Reinsurer	4 Domiciliary Jurisdiction	5 Type of Reinsurer	6 Certified Reinsurer Rating (1 through 6)	7 Effective Date of Certified Reinsurer Rating
<p style="font-size: 48px; margin: 0;">NONE</p>						

STATEMENT AS OF SEPTEMBER 30, 2020 OF THE MENNONITE MUTUAL INSURANCE COMPANY

SCHEDULE T - EXHIBIT OF PREMIUMS WRITTEN

Current Year to Date – Allocated by States and Territories

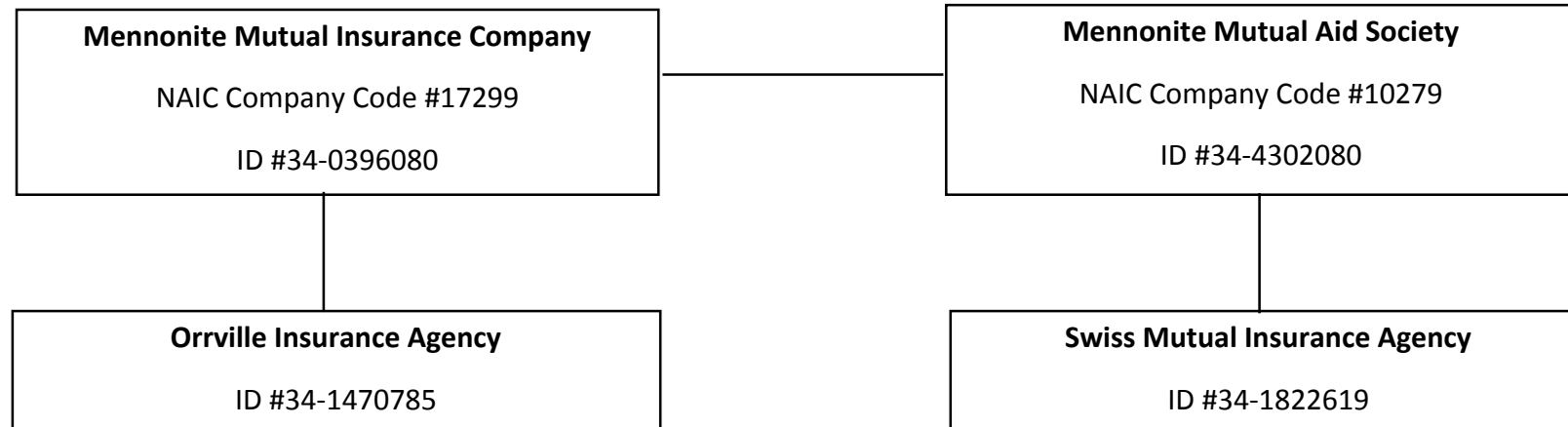
States, etc.	1 Active Status (a)	Direct Premiums Written		Direct Losses Paid (Deducting Salvage)		Direct Losses Unpaid		
		2 Current Year To Date	3 Prior Year To Date	4 Current Year To Date	5 Prior Year To Date	6 Current Year To Date	7 Prior Year To Date	
1. Alabama	AL	N	0	0	0	0	0	
2. Alaska	AK	N	0	0	0	0	0	
3. Arizona	AZ	N	0	0	0	0	0	
4. Arkansas	AR	N	0	0	0	0	0	
5. California	CA	N	0	0	0	0	0	
6. Colorado	CO	N	0	0	0	0	0	
7. Connecticut	CT	N	0	0	0	0	0	
8. Delaware	DE	N	0	0	0	0	0	
9. Dist. Columbia	DC	N	0	0	0	0	0	
10. Florida	FL	N	0	0	0	0	0	
11. Georgia	GA	N	0	0	0	0	0	
12. Hawaii	HI	N	0	0	0	0	0	
13. Idaho	ID	N	0	0	0	0	0	
14. Illinois	IL	N	0	0	0	0	0	
15. Indiana	IN	L	7,399,131	6,027,779	3,124,269	2,382,064	2,088,662	1,936,046
16. Iowa	IA	N	0	0	0	0	0	0
17. Kansas	KS	N	0	0	0	0	0	0
18. Kentucky	KY	N	0	0	0	0	0	0
19. Louisiana	LA	N	0	0	0	0	0	0
20. Maine	ME	N	0	0	0	0	0	0
21. Maryland	MD	N	0	0	0	0	0	0
22. Massachusetts	MA	N	0	0	0	0	0	0
23. Michigan	MI	N	0	0	0	0	0	0
24. Minnesota	MN	N	0	0	0	0	0	0
25. Mississippi	MS	N	0	0	0	0	0	0
26. Missouri	MO	N	0	0	0	0	0	0
27. Montana	MT	N	0	0	0	0	0	0
28. Nebraska	NE	N	0	0	0	0	0	0
29. Nevada	NV	N	0	0	0	0	0	0
30. New Hampshire	NH	N	0	0	0	0	0	0
31. New Jersey	NJ	N	0	0	0	0	0	0
32. New Mexico	NM	N	0	0	0	0	0	0
33. New York	NY	N	0	0	0	0	0	0
34. No. Carolina	NC	N	0	0	0	0	0	0
35. No. Dakota	ND	N	0	0	0	0	0	0
36. Ohio	OH	L	12,537,315	11,496,378	2,937,025	3,031,977	1,256,591	1,647,135
37. Oklahoma	OK	N	0	0	0	0	0	0
38. Oregon	OR	N	0	0	0	0	0	0
39. Pennsylvania	PA	L	0	0	0	0	0	0
40. Rhode Island	RI	N	0	0	0	0	0	0
41. So. Carolina	SC	N	0	0	0	0	0	0
42. So. Dakota	SD	N	0	0	0	0	0	0
43. Tennessee	TN	N	0	0	0	0	0	0
44. Texas	TX	N	0	0	0	0	0	0
45. Utah	UT	N	0	0	0	0	0	0
46. Vermont	VT	N	0	0	0	0	0	0
47. Virginia	VA	N	0	0	0	0	0	0
48. Washington	WA	N	0	0	0	0	0	0
49. West Virginia	WV	N	0	0	0	0	0	0
50. Wisconsin	WI	N	0	0	0	0	0	0
51. Wyoming	WY	N	0	0	0	0	0	0
52. American Samoa	AS	N	0	0	0	0	0	0
53. Guam	GU	N	0	0	0	0	0	0
54. Puerto Rico	PR	N	0	0	0	0	0	0
55. U.S. Virgin Islands	VI	N	0	0	0	0	0	0
56. Northern Mariana Islands	MP	N	0	0	0	0	0	0
57. Canada	CAN	N	0	0	0	0	0	0
58. Aggregate Other Alien	OT	XXX	0	0	0	0	0	0
59. Totals	XXX		19,936,446	17,524,157	6,061,294	5,414,041	3,345,253	3,583,181
DETAILS OF WRITE-INS								
58001.	XXX							
58002.	XXX							
58003.	XXX							
58998. Summary of remaining write-ins for Line 58 from overflow page.	XXX		0	0	0	0	0	0
58999. TOTALS (Lines 58001 through 58003 plus 58998) (Line 58 above)	XXX		0	0	0	0	0	0

(a) Active Status Counts

L – Licensed or Chartered – Licensed insurance carrier or domiciled RRG 3 R – Registered – Non-domiciled RRGs 0
 E – Eligible – Reporting entities eligible or approved to write surplus lines in the state (other than their state of domicile – See DSLI) 0 Q – Qualified – Qualified or accredited reinsurer 0
 D – Domestic Surplus Lines Insurer (DSLII) – Reporting entities authorized to write surplus lines in the state of domicile 0 N – None of the above – Not allowed to write business in the state 54
 All of the premiums and losses with respect to every kind of insurance transacted are allocated to the state in which the property or insured is located.

**SCHEDULE Y – INFORMATION CONCERNING ACTIVITIES OF INSURER MEMBERS OF A HOLDING COMPANY GROUP
PART 1 – ORGANIZATIONAL CHART**

**MENNONITE MUTUAL GROUP
ORGANIZATIONAL CHART
NAIC Group Code #4780**



1. All companies and agencies are controlled by a common board of directors and officers.

PART 1 - LOSS EXPERIENCE

Line of Business	Current Year to Date			4 Prior Year to Date Direct Loss Percentage
	1 Direct Premiums Earned	2 Direct Losses Incurred	3 Direct Loss Percentage	
1. Fire	1,011,031	37,707	3.7	31.4
2. Allied lines			0.0	0.0
3. Farmowners multiple peril	5,315,243	1,361,223	25.6	49.8
4. Homeowners multiple peril			0.0	(0.3)
5. Commercial multiple peril	10,176,443	4,297,895	42.2	36.2
6. Mortgage guaranty			0.0	0.0
8. Ocean marine			0.0	0.0
9. Inland marine			0.0	0.0
10. Financial guaranty			0.0	0.0
11.1 Medical professional liability -occurrence			0.0	0.0
11.2 Medical professional liability -claims made			0.0	0.0
12. Earthquake			0.0	0.0
13. Group accident and health			0.0	0.0
14. Credit accident and health			0.0	0.0
15. Other accident and health			0.0	0.0
16. Workers' compensation			0.0	0.0
17.1 Other liability occurrence	1,004,082	19,828	2.0	2.3
17.2 Other liability-claims made			0.0	0.0
17.3 Excess Workers' Compensation			0.0	0.0
18.1 Products liability-occurrence			0.0	0.0
18.2 Products liability-claims made			0.0	0.0
19.1,19.2 Private passenger auto liability			0.0	0.0
19.3,19.4 Commercial auto liability	944,380	61,162	6.5	26.3
21. Auto physical damage	361,824	233,435	64.5	75.7
22. Aircraft (all perils)			0.0	0.0
23. Fidelity			0.0	0.0
24. Surety			0.0	0.0
26. Burglary and theft			0.0	0.0
27. Boiler and machinery			0.0	0.0
28. Credit			0.0	0.0
29. International			0.0	0.0
30. Warranty			0.0	0.0
31. Reinsurance - Nonproportional Assumed Property	XXX	XXX	XXX	XXX
32. Reinsurance - Nonproportional Assumed Liability	XXX	XXX	XXX	XXX
33. Reinsurance - Nonproportional Assumed Financial Lines	XXX	XXX	XXX	XXX
34. Aggregate write-ins for other lines of business	0	0	0.0	0.0
35. TOTALS	18,813,003	6,011,250	32.0	38.2
DETAILS OF WRITE-INS				
3401.				
3402.				
3403.				
3498. Sum. of remaining write-ins for Line 34 from overflow page	0	0	0.0	0.0
3499. Totals (Lines 3401 through 3403 plus 3498) (Line 34)	0	0	0.0	0.0

PART 2 - DIRECT PREMIUMS WRITTEN

Line of Business	1	2	3
	Current Quarter	Current Year to Date	Prior Year Year to Date
1. Fire	343,076	967,022	987,866
2. Allied lines	0	0	0
3. Farmowners multiple peril	1,920,407	5,814,030	5,034,673
4. Homeowners multiple peril	0	0	447
5. Commercial multiple peril	3,234,292	10,535,024	9,365,223
6. Mortgage guaranty	0	0	0
8. Ocean marine	0	0	0
9. Inland marine	0	0	0
10. Financial guaranty	0	0	0
11.1 Medical professional liability-occurrence	0	0	0
11.2 Medical professional liability-claims made	0	0	0
12. Earthquake	0	0	0
13. Group accident and health	0	0	0
14. Credit accident and health	0	0	0
15. Other accident and health	0	0	0
16. Workers' compensation	0	0	0
17.1 Other liability occurrence	319,646	1,074,799	959,003
17.2 Other liability-claims made	0	0	0
17.3 Excess Workers' Compensation	0	0	0
18.1 Products liability-occurrence	0	0	0
18.2 Products liability-claims made	0	0	0
19.1,19.2 Private passenger auto liability	0	0	0
19.3,19.4 Commercial auto liability	376,084	1,100,185	860,495
21. Auto physical damage	157,594	445,386	316,450
22. Aircraft (all perils)	0	0	0
23. Fidelity	0	0	0
24. Surety	0	0	0
26. Burglary and theft	0	0	0
27. Boiler and machinery	0	0	0
28. Credit	0	0	0
29. International	0	0	0
30. Warranty	0	0	0
31. Reinsurance - Nonproportional Assumed Property	XXX	XXX	XXX
32. Reinsurance - Nonproportional Assumed Liability	XXX	XXX	XXX
33. Reinsurance - Nonproportional Assumed Financial Lines	XXX	XXX	XXX
34. Aggregate write-ins for other lines of business	0	0	0
35. TOTALS	6,351,099	19,936,446	17,524,157
DETAILS OF WRITE-INS			
3401.			
3402.			
3403.			
3498. Sum. of remaining write-ins for Line 34 from overflow page	0	0	0
3499. Totals (Lines 3401 through 3403 plus 3498) (Line 34)	0	0	0

STATEMENT AS OF SEPTEMBER 30, 2020 OF THE MENNONITE MUTUAL INSURANCE COMPANY

PART 3 (000 omitted)

LOSS AND LOSS ADJUSTMENT EXPENSE RESERVES SCHEDULE

	1	2	3	4	5	6	7	8	9	10	11	12	13
Years in Which Losses Occurred	Prior Year-End Known Case Loss and LAE Reserves	Prior Year-End IBNR Loss and LAE Reserves	Total Prior Year-End Loss and LAE Reserves (Cols. 1 + 2)	2020 Loss and LAE Payments on Claims Reported as of Prior Year-End	2020 Loss and LAE Payments on Claims Unreported as of Prior Year-End	Total 2020 Loss and LAE Payments (Cols. 4 + 5)	Q.S. Date Known Case Loss and LAE Reserves on Claims Reported and Open as of Prior Year End	Q.S. Date Known Case Loss and LAE Reserves on Claims Reported or Reopened Subsequent to Prior Year End	Q.S. Date IBNR Loss and LAE Reserves	Total Q.S. Loss and LAE Reserves (Cols.7 + 8 + 9)	Prior Year-End Known Case Loss and LAE Reserves Developed (Savings)/ Deficiency (Cols. 4 + 7 minus Col. 1)	Prior Year-End IBNR Loss and LAE Reserves Developed (Savings)/ Deficiency (Cols. 5 + 8 + 9 minus Col. 2)	Prior Year-End Total Loss and LAE Reserve Developed (Savings)/ Deficiency (Cols. 11 + 12)
1. 2017 + Prior	93	106	199	116	13	129	52	25	33	110	75	(35)	40
2. 2018	452	482	934	105	5	110	437	0	188	625	90	(289)	(199)
3. Subtotals 2018 + prior	545	588	1,133	221	18	239	489	25	221	735	165	(324)	(159)
4. 2019	1,425	645	2,070	1,194	264	1,458	260	115	161	536	29	(105)	(76)
5. Subtotals 2019 + prior	1,970	1,233	3,203	1,415	282	1,697	749	140	382	1,271	194	(429)	(235)
6. 2020	XXX	XXX	XXX	XXX	5,599	5,599	XXX	1,481	636	2,117	XXX	XXX	XXX
7. Totals	1,970	1,233	3,203	1,415	5,881	7,296	749	1,621	1,018	3,388	194	(429)	(235)
8. Prior Year-End Surplus As Regards Policy-holders	19,143												
											Col. 11, Line 7 As % of Col. 1, Line 7	Col. 12, Line 7 As % of Col. 2, Line 7	Col. 13, Line 7 As % of Col. 3, Line 7
											1. 9.8	2. (34.8)	3. (7.3)
													Col. 13, Line 7 Line 8
													4. (1.2)





SUPPLEMENTAL EXHIBITS AND SCHEDULES INTERROGATORIES

The following supplemental reports are required to be filed as part of your statement filing. However, in the event that your company does not transact the type of business for which the special report must be filed, your response of **NO** to the specific interrogatory will be accepted in lieu of filing a "NONE" report and a bar code will be printed below. If the supplement is required of your company but is not being filed for whatever reason enter **SEE EXPLANATION** and provide an explanation following the interrogatory questions.

	<u>Response</u>
1. Will the Trusteed Surplus Statement be filed with the state of domicile and the NAIC with this statement?NO.....
2. Will Supplement A to Schedule T (Medical Professional Liability Supplement) be filed with this statement?NO.....
3. Will the Medicare Part D Coverage Supplement be filed with the state of domicile and the NAIC with this statement?NO.....
4. Will the Director and Officer Insurance Coverage Supplement be filed with the state of domicile and the NAIC with this statement?NO.....

Explanation:

Bar Code:

1. 
1 7 2 9 9 2 0 2 0 4 9 0 0 0 0 0 3
2. 
1 7 2 9 9 2 0 2 0 4 5 5 0 0 0 0 3
3. 
1 7 2 9 9 2 0 2 0 3 6 5 0 0 0 0 3
4. 
1 7 2 9 9 2 0 2 0 5 0 5 0 0 0 0 3

OVERFLOW PAGE FOR WRITE-INS

SCHEDULE A – VERIFICATION

Real Estate

	1 Year To Date	2 Prior Year Ended December 31
1. Book/adjusted carrying value, December 31 of prior year	701,263	758,008
2. Cost of acquired:		
2.1 Actual cost at time of acquisition	8,977	0
2.2 Additional investment made after acquisition	0	0
3. Current year change in encumbrances	0	0
4. Total gain (loss) on disposals	0	0
5. Deduct amounts received on disposals	0	0
6. Total foreign exchange change in book/adjusted carrying value	0	0
7. Deduct current year's other-than-temporary impairment recognized	0	0
8. Deduct current year's depreciation	42,912	56,745
9. Book/adjusted carrying value at the end of current period (Lines 1+2+3+4-5+6-7-8)	667,328	701,263
10. Deduct total nonadmitted amounts	0	0
11. Statement value at end of current period (Line 9 minus Line 10)	667,328	701,263

SCHEDULE B – VERIFICATION

Mortgage Loans

	1 Year To Date	2 Prior Year Ended December 31
1. Book value/recorded investment excluding accrued interest, December 31 of prior year	0	0
2. Cost of acquired:		
2.1 Actual cost at time of acquisition	0	0
2.2 Additional investment made after acquisition	0	0
3. Capitalized deferred interest and other	0	0
4. Accrual of discount	0	0
5. Unrealized valuation increase (decrease)	0	0
6. Total gain (loss) on disposals	0	0
7. Deduct amounts received on disposals	0	0
8. Deduct amortization of premium and mortgage interest points and commitment fees	0	0
9. Total foreign exchange change in book value/recorded investment excluding accrued interest	0	0
10. Deduct current year's other-than-temporary impairment recognized	0	0
11. Book value/recorded investment excluding accrued interest at end of current period (Lines 1+2+3+4+5+6-7-8+9-10)	0	0
12. Total valuation allowance	0	0
13. Subtotal (Line 11 plus Line 12)	0	0
14. Deduct total nonadmitted amounts	0	0
15. Statement value at end of current period (Line 13 minus Line 14)	0	0

SCHEDULE BA – VERIFICATION

Other Long-Term Invested Assets

	1 Year To Date	2 Prior Year Ended December 31
1. Book/adjusted carrying value, December 31 of prior year	0	0
2. Cost of acquired:		
2.1 Actual cost at time of acquisition	0	0
2.2 Additional investment made after acquisition	0	0
3. Capitalized deferred interest and other	0	0
4. Accrual of discount	0	0
5. Unrealized valuation increase (decrease)	0	0
6. Total gain (loss) on disposals	0	0
7. Deduct amounts received on disposals	0	0
8. Deduct amortization of premium and depreciation	0	0
9. Total foreign exchange change in book/adjusted carrying value	0	0
10. Deduct current year's other-than-temporary impairment recognized	0	0
11. Book/adjusted carrying value at end of current period (Lines 1+2+3+4+5+6-7-8+9-10)	0	0
12. Deduct total nonadmitted amounts	0	0
13. Statement value at end of current period (Line 11 minus Line 12)	0	0

SCHEDULE D – VERIFICATION

Bonds and Stocks

	1 Year To Date	2 Prior Year Ended December 31
1. Book/adjusted carrying value of bonds and stocks, December 31 of prior year	22,090,130	19,151,499
2. Cost of bonds and stocks acquired	10,115,803	6,994,030
3. Accrual of discount	9,324	15,312
4. Unrealized valuation increase (decrease)	(88,306)	503,389
5. Total gain (loss) on disposals	284,635	530,655
6. Deduct consideration for bonds and stocks disposed of	9,503,406	4,987,339
7. Deduct amortization of premium	90,847	117,416
8. Total foreign exchange change in book/adjusted carrying value	0	0
9. Deduct current year's other-than-temporary impairment recognized	0	0
10. Total investment income recognized as a result of prepayment penalties and/or acceleration fees	0	0
11. Book/adjusted carrying value at end of current period (Lines 1+2+3+4+5-6-7+8-9+10)	22,817,333	22,090,130
12. Deduct total nonadmitted amounts	100	0
13. Statement value at end of current period (Line 11 minus Line 12)	22,817,233	22,090,130

STATEMENT AS OF SEPTEMBER 30, 2020 OF THE MENNONITE MUTUAL INSURANCE COMPANY

SCHEDULE D - PART 1B

Showing the Acquisitions, Dispositions and Non-Trading Activity
During the Current Quarter for all Bonds and Preferred Stock by NAIC Designation

NAIC Designation	1 Book/Adjusted Carrying Value Beginning of Current Quarter	2 Acquisitions During Current Quarter	3 Dispositions During Current Quarter	4 Non-Trading Activity During Current Quarter	5 Book/Adjusted Carrying Value End of First Quarter	6 Book/Adjusted Carrying Value End of Second Quarter	7 Book/Adjusted Carrying Value End of Third Quarter	8 Book/Adjusted Carrying Value December 31 Prior Year
BONDS								
1. NAIC 1 (a).....	12,014,231	4,631,984	3,622,734	(130,476)	14,219,525	12,014,231	12,893,005	14,002,150
2. NAIC 2 (a).....	2,011,244	428,858	202,325	103,855	1,142,402	2,011,244	2,341,632	1,162,851
3. NAIC 3 (a).....	250,000				250,000	250,000	250,000	250,000
4. NAIC 4 (a).....	0				0	0	0	0
5. NAIC 5 (a).....	0				0	0	0	0
6. NAIC 6 (a).....	0				0	0	0	0
7. Total Bonds	14,275,475	5,060,842	3,825,059	(26,621)	15,611,927	14,275,475	15,484,637	15,415,001
PREFERRED STOCK								
8. NAIC 1.....	0				0	0	0	0
9. NAIC 2.....	0				0	0	0	0
10. NAIC 3.....	0				0	0	0	0
11. NAIC 4.....	0				0	0	0	0
12. NAIC 5.....	0				0	0	0	0
13. NAIC 6.....	0				0	0	0	0
14. Total Preferred Stock.....	0	0	0	0	0	0	0	0
15. Total Bonds & Preferred Stock	14,275,475	5,060,842	3,825,059	(26,621)	15,611,927	14,275,475	15,484,637	15,415,001

(a) Book/Adjusted Carrying Value column for the end of the current reporting period includes the following amount of short-term and cash equivalent bonds by NAIC designation: NAIC 1 \$682,385 ; NAIC 2 \$;
NAIC 3 \$; NAIC 4 \$; NAIC 5 \$; NAIC 6 \$

S102

SCHEDULE DA - PART 1

Short-Term Investments

	1	2	3	4	5
	Book/Adjusted Carrying Value	Par Value	Actual Cost	Interest Collected Year To Date	Paid for Accrued Interest Year To Date
9199999	557,407	XXX	557,455		1,595

SCHEDULE DA - VERIFICATION

Short-Term Investments

	1	2
	Year To Date	Prior Year Ended December 31
1. Book/adjusted carrying value, December 31 of prior year.....	198,472	0
2. Cost of short-term investments acquired	1,057,134	198,472
3. Accrual of discount		0
4. Unrealized valuation increase (decrease).....		0
5. Total gain (loss) on disposals	67	0
6. Deduct consideration received on disposals	698,218	0
7. Deduct amortization of premium.....	48	0
8. Total foreign exchange change in book/adjusted carrying value.....		0
9. Deduct current year's other-than-temporary impairment recognized.....		0
10. Book/adjusted carrying value at end of current period (Lines 1+2+3+4+5-6-7+8-9).....	557,407	198,472
11. Deduct total nonadmitted amounts.....		0
12. Statement value at end of current period (Line 10 minus Line 11)	557,407	198,472

Schedule DB - Part A - Verification

NONE

Schedule DB - Part B - Verification

NONE

Schedule DB - Part C - Section 1

NONE

Schedule DB - Part C - Section 2

NONE

Schedule DB - Verification

NONE

SCHEDULE E – PART 2 – VERIFICATION

(Cash Equivalents)

	1 Year To Date	2 Prior Year Ended December 31
1. Book/adjusted carrying value, December 31 of prior year.....	4,259,875	3,786,022
2. Cost of cash equivalents acquired	4,520,017	473,853
3. Accrual of discount		0
4. Unrealized valuation increase (decrease)		0
5. Total gain (loss) on disposals.....	0	0
6. Deduct consideration received on disposals	4,259,875	0
7. Deduct amortization of premium		0
8. Total foreign exchange change in book/adjusted carrying value		0
9. Deduct current year's other-than-temporary impairment recognized		0
10. Book/adjusted carrying value at end of current period (Lines 1+2+3+4+5-6-7+8-9)	4,520,017	4,259,875
11. Deduct total nonadmitted amounts		0
12. Statement value at end of current period (Line 10 minus Line 11)	4,520,017	4,259,875

STATEMENT AS OF SEPTEMBER 30, 2020 OF THE MENNONITE MUTUAL INSURANCE COMPANY

SCHEDULE A - PART 2

Showing All Real Estate ACQUIRED AND ADDITIONS MADE During the Current Quarter

1 Description of Property	Location		4 Date Acquired	5 Name of Vendor	6 Actual Cost at Time of Acquisition	7 Amount of Encumbrances	8 Book/Adjusted Carrying Value Less Encumbrances	9 Additional Investment Made After Acquisition
	2 City	3 State						
Acquired by purchase								
Building Site - HVAC	Orrrville	OH	07/02/2020	AIRESEV HEATING & AIR CONDITIONING	5,744		5,744	
0199999 - Acquired by purchase					5,744	0	5,744	0
0399999 Totals					5,744	0	5,744	0

SCHEDULE A - PART 3

Showing All Real Estate DISPOSED During the Quarter, Including Payments During the Final Year on "Sales Under Contract"

1 Description of Property	Location		4 Disposal Date	5 Name of Purchaser	6 Actual Cost	7 Expended for Additions, Permanent Improvements and Changes in Encumbrances	8 Book/Adjusted Carrying Value Less Encumbrances Prior Year	Changes in Book/Adjusted Carrying Value Less Encumbrances					14 Book/Adjusted Carrying Value Less Encumbrances on Disposal	15 Amounts Received During Year	16 Foreign Exchange Gain (Loss) on Disposal	17 Realized Gain(Loss) on Disposal	18 Total Gain (Loss) on Disposal	19 Gross Income Earned Less Interest Incurred on Encumbrances	20 Taxes, Repairs and Expenses Incurred
	2 City	3 State						9 Current Year's Depreciation	10 Current Year's Other Than Temporary Impairment Recognized	11 Current Year's Change in Encumbrances	12 Total Change in B./A. C.V. (11-9-10)	13 Total Foreign Exchange Change in B./A. C. V.							
NONE																			
0399999 Totals																			

E01

Schedule B - Part 2

NONE

Schedule B - Part 3

NONE

Schedule BA - Part 2

NONE

Schedule BA - Part 3

NONE

STATEMENT AS OF SEPTEMBER 30, 2020 OF THE MENNONITE MUTUAL INSURANCE COMPANY

SCHEDULE D - PART 3

Show All Long-Term Bonds and Stock Acquired During the Current Quarter

1	2	3	4	5	6	7	8	9	10
CUSIP Identification	Description	Foreign	Date Acquired	Name of Vendor	Number of Shares of Stock	Actual Cost	Par Value	Paid for Accrued Interest and Dividends	NAIC Designation and Administrative Symbol
Bonds - U.S. Governments									
912828-ZQ-6	UNITED STATES TREAS NTS		08/06/2020	M&T Securities, Inc.	XXX	454,676	450,000	642	1
912828-ZV-5	UNITED STATES TREAS NTS		08/06/2020	M&T Securities, Inc.	XXX	151,424	150,000	77	1
0599999 - Bonds - U.S. Governments						606,100	600,000	719	XXX
Bonds - U.S. Political Subdivisions of States, Territories and Possessions									
79623P-EN-1	SAN ANTONIO TEX TAXABLE GEN IMPT R		07/01/2020	M&T Securities, Inc.	XXX	50,000	50,000		1FE
796720-NT-3	SAN BERNARDINO CALIF CMNTY COL TAX		07/01/2020	M&T Securities, Inc.	XXX	100,000	100,000		1FE
2499999 - Bonds - U.S. Political Subdivisions of States, Territories and Possessions						150,000	150,000	0	XXX
Bonds - U.S. Special Revenue and Special Assessment and all Non-Guaranteed Obligations of Agencies and Authorities of Governments and Their Political Subdivisions									
010775-AU-8	ALAMEDA CALIF CMNTY IMPT COMM		07/06/2020	M&T Securities, Inc.	XXX	205,256	185,000	2,492	1FE
3132A8-CQ-0	FHLMC SUPER 15Y FIXED 2.500 202901		09/17/2020	M&T Securities, Inc.	XXX	57,701	54,847	61	1
3132A9-SE-8	FHLMC SUPER 15Y FIXED 2.500 203108		08/01/2020	M&T Securities, Inc.	XXX	144,411	137,760	153	1
3132CW-CV-4	FHLMC SUPER 15Y FIXED 3.000 203202		09/10/2020	M&T Securities, Inc.	XXX	168,266	157,650	210	1
31418C-AK-0	FNMA UMBS INT 15 YEAR 2.500 203108		07/01/2020	M&T Securities, Inc.	XXX	146,577	139,680	146	1
59333N-N9-0	MIAMI-DADE CNTY FLA SPL OBLIG		09/22/2020	M&T Securities, Inc.	XXX	79,751	80,000		1FE
594615-HR-0	MICHIGAN ST BLDG AUTH REV		09/11/2020	M&T Securities, Inc.	XXX	100,000	100,000		1FE
71884A-G8-6	PHOENIX ARIZ CIVIC IMPT CORP E		08/05/2020	M&T Securities, Inc.	XXX	100,000	100,000		1FE
3199999 - Bonds - U.S. Special Revenue and Special Assessment and all Non-Guaranteed Obligations of Agencies and Authorities of Governments and Their Political Subdivisions						1,001,962	954,937	3,062	XXX
Bonds - Industrial and Miscellaneous (Unaffiliated)									
046353-AV-0	ASTRAZENECA PLC	C	08/03/2020	M&T Securities, Inc.	XXX	74,696	75,000		2FE
02665W-DK-4	AMERICAN HONDA FIN CORP MTN		07/06/2020	M&T Securities, Inc.	XXX	74,976	75,000		1FE
03066E-AE-4	AMERICREDIT AUTO REC TR 2020-2 202		07/14/2020	M & T Investment Group	XXX	19,999	20,000		1FE
00206R-MC-3	AT&T INC 144A		09/21/2020	EXCHANGE	XXX	47,262	53,202		1FE
09661R-AE-1	BMW VEH OWNER TR 2020-A 20270426 0		07/08/2020	M&T Securities, Inc.	XXX	49,986	50,000		1FE
14315F-AE-7	CARMAX AUTO OWNER TRUST 2020-3 202		07/14/2020	M&T Securities, Inc.	XXX	49,983	50,000		1FE
12592B-AK-0	CNH INDUSTRIAL CAPITAL LLC		07/01/2020	M&T Securities, Inc.	XXX	24,843	25,000		2FE
233331-BG-1	DTE ENERGY CO GLBL F NT1.05%25		08/03/2020	M&T Securities, Inc.	XXX	24,970	25,000		2FE
29364G-AM-5	ENTERGY CORP NEW SR GLBL NTO.9%25		08/24/2020	M&T Securities, Inc.	XXX	44,823	45,000		2FE
30040W-AJ-7	EVERSOURCE ENERGY		08/11/2020	M&T Securities, Inc.	XXX	24,954	25,000		2FE
34531R-AE-7	FORD CREDIT AUTO LS TR 2020-B		07/24/2020	M&T Securities, Inc.	XXX	99,978	100,000		1FE
34528Q-HQ-0	FORD CREDIT MSTR TR A 2020-2		09/15/2020	M&T Securities, Inc.	XXX	99,968	100,000		1FE
375558-BW-2	GILEAD SCIENCES INC		09/23/2020	M&T Securities, Inc.	XXX	29,990	30,000		1FE
362569-AD-7	GM FIN AUTO LEASE TR 2020-3 202410		09/22/2020	M&T Securities, Inc.	XXX	99,986	100,000		1FE
362590-AD-3	GM FIN CONS ATMB TR 2020-3		08/11/2020	M&T Securities, Inc.	XXX	40,000	40,000		1FE
45866F-AM-6	INTERCONTINENTAL EXCHANGE INC		08/17/2020	M&T Securities, Inc.	XXX	14,985	15,000		2FE
47787N-AD-1	JOHN DEERE OWNER TR 2020-B 2027061		07/14/2020	M&T Securities, Inc.	XXX	39,988	40,000		1FE
478160-CN-2	JOHNSON & JOHNSON		08/20/2020	M&T Securities, Inc.	XXX	54,940	55,000		1FE
58769E-AD-0	MERCEDES-BENZ AUTO 2020-B 20260615		09/15/2020	M&T Securities, Inc.	XXX	99,987	100,000		1FE
65473P-AK-1	NISOURCE INC		08/12/2020	M&T Securities, Inc.	XXX	79,802	80,000		2FE
744573-AP-1	PUBLIC SVC ENTERPRISE GROUP		08/12/2020	M&T Securities, Inc.	XXX	54,876	55,000		2FE
776743-AM-8	ROPER TECHNOLOGIES INC		09/01/2020	M&T Securities, Inc.	XXX	49,934	50,000		2FE
80285R-AE-8	SANTANDER DRIVE AUTO TR 2020-2 202		07/14/2020	M&T Securities, Inc.	XXX	29,996	30,000		1FE
80285W-AD-9	SANTANDER DRIVE AUTO TR 2020-3		09/15/2020	M&T Securities, Inc.	XXX	99,990	100,000		1FE
89236T-HF-5	TOYOTA MTR CR CORP		08/11/2020	M&T Securities, Inc.	XXX	59,954	60,000		1FE
91913Y-BA-7	VALERO ENERGY CORP SR GLBL NT1.2%2		09/08/2020	M&T Securities, Inc.	XXX	34,976	35,000		2FE
92290B-AA-9	VERIZON OWNER TRUST 2020-B		08/04/2020	M&T Securities, Inc.	XXX	99,979	100,000		1FE
98163C-AF-7	WORLD OMNI AUTO REC TR 2020-C		08/11/2020	M&T Securities, Inc.	XXX	39,995	40,000		1FE
80685X-AC-5	SCHLUMBERGER FINANCE SR GLBL NT1.4	C	09/09/2020	M&T Securities, Inc.	XXX	19,976	20,000		1FE
3899999 - Bonds - Industrial and Miscellaneous (Unaffiliated)						1,585,789	1,593,202	0	XXX
8399997 - Bonds - Subtotals - Bonds - Part 3						3,343,851	3,298,140	3,782	XXX
8399999 - Bonds - Subtotals - Bonds						3,343,851	3,298,140	3,782	XXX
Common Stocks - Mutual Funds									
256206-10-3	DODGE & COX FDS		09/28/2020	VARIOUS	4,983,684	185,000	XXX		1
31420B-30-0	FEDERATED INSTL TR		09/01/2020	M&T Securities, Inc.	880,623	8,414	XXX		1
411512-73-4	HARBOR FD		09/30/2020	M&T Bank	58,915	731	XXX		1
44134R-73-5	HOTCHKIS & WILEY FDS HIGH YIELD		09/02/2020	M&T Securities, Inc.	811,636	8,545	XXX		1
722005-62-6	PIMCO FDS PAC INVT MGMT SER		09/28/2020	VARIOUS	22,666,516	259,159	XXX		1
922908-66-0	VANGUARD INDEX FDS		09/28/2020	M&T Securities, Inc.	869,424	101,357	XXX		1

E04

STATEMENT AS OF SEPTEMBER 30, 2020 OF THE MENNONITE MUTUAL INSURANCE COMPANY

SCHEDULE D - PART 4

Show All Long-Term Bonds and Stock Sold, Redeemed or Otherwise Disposed of During the Current Quarter

1	2	3	4	5	6	7	8	9	10	Change in Book/Adjusted Carrying Value					16	17	18	19	20	21	22
										11	12	13	14	15							
CUSIP Identification	Description	For	Disposal Date	Name of Purchaser	Number of Shares of Stock	Consideration	Par Value	Actual Cost	Prior Year Book/Adjusted Carrying Value	Unrealized Valuation Increase/(Decrease)	Current Year's (Amortization)/Accretion	Current Year's Other Than Temporary Impairment Recognized	Total Change in B./A.C.V. (11+12-13)	Total Foreign Exchange Change in B./A.C.V.	Book/Adjusted Carrying Value at Disposal Date	Foreign Exchange Gain (Loss) on Disposal	Realized Gain (Loss) on Disposal	Total Gain (Loss) on Disposal	Bond Interest/Stock Dividends Received During Year	Stated Contractual Maturity Date	NAIC Designation and Administrative Symbol
Bonds - U.S. Governments																					
36179U-4E-9	GNMA PASS-THRU M SINGLE FAMILY		08/20/2020	VARIOUS	XXX	55,027	52,130	54,948			(474)		(474)		54,475		553	553	1,256	10/20/2049	1
36241L-KH-8	30YR GNMA PASS-THRU X PLATINUM		09/15/2020	PRINCIPAL RECEIPT	XXX	804	804	891	879		(74)		(74)		804			0	27	06/15/2040	1
38380A-MM-6	GNMA REMIC TRUST 2016-116		09/20/2020	PRINCIPAL RECEIPT	XXX	2,705	2,705	2,514	2,521		184		184		2,705			0	32	11/20/2044	1
912810-PW-2	UNITED STATES TREAS BDS		08/06/2020	M&T Bank	XXX	87,731	55,000	69,868	68,576		(352)		(352)		68,224		19,508	19,508	2,353	02/15/2038	1
912810-QH-4	UNITED STATES TREAS BDS		09/14/2020	M&T Securities, Inc.	XXX	102,464	65,000	80,676	77,551		(315)		(315)		77,236		25,228	25,228	2,372	05/15/2040	1
912810-RB-6	UNITED STATES TREAS BDS		08/06/2020	M&T Bank	XXX	277,404	203,000	184,448	186,597		269		269		186,866		90,539	90,539	4,250	05/15/2043	1
912810-SA-7	UNITED STATES TREAS BDS		08/06/2020	M&T Bank	XXX	244,362	170,000	169,298	162,897		9		9		169,381		74,981	74,981	4,913	02/15/2048	1
912810-SF-6	UNITED STATES TREAS BDS		07/27/2020	M&T Securities, Inc.	XXX	72,615	51,000	58,846	58,778		(110)		(110)		58,668		13,947	13,947	1,454	02/15/2049	1
912810-SJ-8	UNITED STATES TREAS BDS		07/27/2020	M&T Securities, Inc.	XXX	39,793	32,000	31,812	26,874		3		3		31,814		7,978	7,978	684	08/15/2049	1
912828-K7-4	UNITED STATES TREAS NTS		09/23/2020	VARIOUS	XXX	168,059	155,000	146,495	148,268		776		776		149,044		19,016	19,016	3,335	08/15/2025	1
912828-SV-3	UNITED STATES TREAS NTS		09/28/2020	M&T Bank	XXX	41,052	40,000	39,167	39,622		116		116		39,738		1,313	1,313	611	05/15/2022	1
912828-VB-3	UNITED STATES TREAS NTS		09/08/2020	M&T Bank	XXX	36,494	35,000	32,334	33,986		199		199		34,185		2,309	2,309	501	05/15/2023	1
912828-ZQ-6	UNITED STATES TREAS NTS		09/14/2020	M&T Securities, Inc.	XXX	44,879	45,000	45,468			(5)		(5)		45,463		(584)	(584)	94	05/15/2030	1
0599999 - Bonds - U.S. Governments						1,173,389	906,639	916,766	806,548	0	225	0	225	0	918,602	0	254,787	254,787	21,882	XXX	XXX
Bonds - U.S. Political Subdivisions of States, Territories and Possessions																					
397730-QL-9	GRESHAM ORE		07/01/2020	MATURITY	XXX	75,000	75,000	82,957	75,618		(618)		(618)		75,000			0	3,000	07/01/2020	1FE
672423-RT-9	OAKLAND CNTY MICH BLDG AUTH		07/01/2020	M&T Securities, Inc.	XXX	100,000	100,000	108,921	100,000				0		100,000			0	3,333	09/01/2020	1FE
2499999 - Bonds - U.S. Political Subdivisions of States, Territories and Possessions						175,000	175,000	191,878	175,618	0	(618)	0	(618)	0	175,000	0	0	0	6,333	XXX	XXX
Bonds - U.S. Special Revenue and Special Assessment and all Non-Guaranteed Obligations of Agencies and Authorities of Governments and Their Political Subdivisions																					
31335A-YI-9	FHLMC PC GOLD COMB 30		09/15/2020	PRINCIPAL RECEIPT	XXX	10,355	10,355	10,083	10,089		266		266		10,355			0	206	10/01/2046	1
3132XT-BH-0	FHLMC PC GOLD PC 30YR		09/15/2020	PRINCIPAL RECEIPT	XXX	23,348	23,348	23,363	23,363		(14)		(14)		23,348			0	553	09/01/2047	1
3137A5-MM-3	FHLMC REMIC SERIES 3795		09/15/2020	PRINCIPAL RECEIPT	XXX	1,719	1,719	1,778	1,735		(15)		(15)		1,719			0	34	10/15/2039	1
3137B2-P9-5	FHLMC REMIC SERIES 4212		09/15/2020	PRINCIPAL RECEIPT	XXX	4,895	4,895	4,704	4,727		168		168		4,895			0	49	06/15/2028	1
3137B7-D3-0	FHLMC REMIC SERIES 4290		07/17/2020	VARIOUS	XXX	68,824	68,013	68,757	68,612		(139)		(139)		68,473		350	350	1,521	12/15/2038	1
3137F3-MS-0	FHLMC REMIC SERIES 4763		09/15/2020	PRINCIPAL RECEIPT	XXX	2,747	2,747	2,844	2,828		(81)		(81)		2,747			0	73	04/15/2029	1
3137FK-2C-9	FHLMC REMIC SERIES 4845		09/15/2020	PRINCIPAL RECEIPT	XXX	4,485	4,485	4,559	4,554		(69)		(69)		4,485			0	105	12/15/2048	1
3132A9-SE-8	FHLMC SUPER 15Y FIXED 2.500 203108		09/25/2020	PRINCIPAL RECEIPT	XXX	4,355	4,355	4,566			(210)		(210)		4,355			0	9	08/01/2031	1
31416V-QQ-0	FNMA MBS FHA/VA 6.000 20370201		09/25/2020	PRINCIPAL RECEIPT	XXX	828	828	923			(95)		(95)		828			0	25	02/01/2037	1
3138AF-EK-2	FNMA PASS-THRU LNG 30 YEAR		09/25/2020	PRINCIPAL RECEIPT	XXX	1,797	1,797	1,886	1,873		(76)		(76)		1,797			0	66	05/01/2041	1
3138WE-KH-1	FNMA PASS-THRU LNG 30 YEAR		08/25/2020	VARIOUS	XXX	51,358	47,790	49,193	49,136		(99)		(99)		49,036		2,321	2,321	1,162	04/01/2045	1
3138WF-Y5-9	FNMA PASS-THRU LNG 30 YEAR		09/25/2020	PRINCIPAL RECEIPT	XXX	7,568	7,568	7,831	7,817		(249)		(249)		7,568			0	181	11/01/2045	1
3138WH-WW-8	FNMA PASS-THRU LNG 30 YEAR		09/25/2020	PRINCIPAL RECEIPT	XXX	12,775	12,775	12,704	12,704		71		71		12,775			0	253	09/01/2046	1
3140E2-HF-1	FNMA PASS-THRU LNG 30 YEAR		09/25/2020	PRINCIPAL RECEIPT	XXX	5,353	5,353	5,509	5,506		(152)		(152)		5,353			0	139	10/01/2045	1
3140J8-EX-7	FNMA PASS-THRU LNG 30 YEAR		09/25/2020	PRINCIPAL RECEIPT	XXX	9,962	9,962	10,206	10,203		(241)		(241)		9,962			0	263	02/01/2045	1
3140J9-2D-2	FNMA PASS-THRU LNG 30 YEAR		09/25/2020	PRINCIPAL RECEIPT	XXX	8,064	8,064	8,349	5,904		(285)		(285)		8,064			0	205	07/01/2047	1
31410K-AA-2	FNMA PASS-THRU LNG 30 YEAR		09/25/2020	PRINCIPAL RECEIPT	XXX	762	762	837	821		(59)		(59)		762			0	29	11/01/2035	1
31418B-KN-5	FNMA PASS-THRU SHIRT 10 YEAR		09/25/2020	PRINCIPAL RECEIPT	XXX	3,212	3,212	3,501	3,472		(260)		(260)		3,212			0	93	11/01/2044	1
31417Y-6B-8	FNMA PASS-THRU LNG 30 YEAR		09/25/2020	PRINCIPAL RECEIPT	XXX	1,001	1,001	1,044	1,010		(9)		(9)		1,001			0	20	10/01/2021	1
3140F8-H7-5	FNMA PASS-THRU LNG 30 YEAR		09/25/2020	PRINCIPAL RECEIPT	XXX	3,299	3,299	3,216	3,216		82		82		3,299			0	65	08/01/2046	1
31417G-M8-6	4,000 2 FNMA REMIC TRUST 2006-105		09/25/2020	PRINCIPAL RECEIPT	XXX	6,091	6,091	6,254	6,250		(159)		(159)		6,091			0	169	05/01/2043	1
31396L-TP-5	FNMA REMIC TRUST 2009-10		09/30/2020	VARIOUS	XXX	298	302	324	302						0		(4)	(4)	8	09/25/2036	1
31397N-HE-8	FNMA REMIC TRUST 2012-63		09/25/2020	PRINCIPAL RECEIPT	XXX	53	53	55	54		(1)		(1)		53			0	1	03/25/2039	1
3138A6-UU-6	FNMA REMIC TRUST 2017-46		09/25/2020	PRINCIPAL RECEIPT	XXX	51,525	51,525	52,399	52,159		(633)		(633)		51,525			0	1,431	08/25/2023	1
3136AN-J8-1	FNMA REMIC TRUST 2015-36		09/25/2020	PRINCIPAL RECEIPT	XXX	4,945	4,945	4,865	4,867		78		78		4,945			0	84	06/25/2030	1
3136AW-J2-4	FNMA REMIC TRUST 2017-46		09/25/2020	PRINCIPAL RECEIPT	XXX	2,265	2,265	2,353	2,332		(67)		(67)		2,265			0	53	09/25/2028	1
3136B1-ZP-2	FNMA REMIC TRUST 2018-29		07/25/2020	VARIOUS	XXX	47,209	46,836	47,326	47,277		(93)		(93)		47,184		25	25	1,043	03/25/2044	1
3136B1-3P-7	FNMA REMIC TRUST 2018-44		07/25/2020	VARIOUS	XXX	49,448	49,055	49,162	49,142		(18)		(18)		49,124		324	324	1,093	06/25/2044	1
3136B3-F6-2	FNMA REMIC TRUST 2019-01		09/25/2020	PRINCIPAL RECEIPT	XXX	8,121	8,121	8,084	8,087		34		34		8,121			0	165	02/25/2049	1
3140J9-VA-6	3,000 20330 FNMA SUPER INT 15 YEAR		09/25/2020	PRINCIPAL RECEIPT	XXX	13,619	13,619	14,400			(781)		(781)		13,619			0	69	02/01/2033	1

E05

STATEMENT AS OF SEPTEMBER 30, 2020 OF THE MENNONITE MUTUAL INSURANCE COMPANY

SCHEDULE D - PART 4

Show All Long-Term Bonds and Stock Sold, Redeemed or Otherwise Disposed of During the Current Quarter

1	2	3	4	5	6	7	8	9	10	Change in Book/Adjusted Carrying Value					16	17	18	19	20	21	22	
										11	12	13	14	15								
CUSIP Identification	Description	Foreign	Disposal Date	Name of Purchaser	Number of Shares of Stock	Consideration	Par Value	Actual Cost	Prior Year Book/Adjusted Carrying Value	Unrealized Valuation Increase/(Decrease)	Current Year's (Amortization)/Accretion	Current Year's Other Than Temporary Impairment Recognized	Total Change in B./A.C.V. (11+12-13)	Total Foreign Exchange Change in B./A.C.V.	Book/Adjusted Carrying Value at Disposal Date	Foreign Exchange Gain (Loss) on Disposal	Realized Gain (Loss) on Disposal	Total Gain (Loss) on Disposal	Bond Interest/Stock Dividends Received During Year	Stated Contractual Maturity Date	NAIC Designation and Administrative Symbol	
3138WH-PY-2	FNMA UMBS INT 15 YEAR 2.500 203107		09/25/2020	PRINCIPAL RECEIPT	XXX	18,859	18,859	19,755			(896)		(896)		18,859			.0	.78	07/01/2031	1	
31418C-AK-0	FNMA UMBS INT 15 YEAR 2.500 203108		09/25/2020	PRINCIPAL RECEIPT	XXX	7,490	7,490	7,860			(370)		(370)		7,490			.0	.24	08/01/2031	1	
31400B-BK-3	FNMA UMBS LNG 30 YEAR		09/25/2020	VARIOUS	XXX	62,329	58,982	61,581	61,588		(420)		(420)		61,167		1,161	1,161	1,806	06/01/2049	1	
3199999 - Bonds - U.S. Special Revenue and Special Assessment and all Non-Guaranteed Obligations of Agencies and Authorities of Governments and Their Political Subdivisions						498,963	490,475	500,267	449,628	0	(4,792)	0	(4,792)	0	494,786	0	4,178	4,178	11,076	XXX	XXX	
Bonds - Industrial and Miscellaneous (Unaffiliated)																						
00206R-AG-7	AT&T INC		09/21/2020	EXCHANGE	XXX	47,262	40,000	47,262	46,831		431		431		47,262			.0	7,259	01/15/2038	2FE	
00206R-MC-3	AT&T INC 144A		09/23/2020	M&T Securities, Inc.	XXX	52,303	53,202	47,262					.0		47,262		5,041	5,041	.36	09/15/2053	1FE	
06406R-AC-1	BANK NEW YORK MELLON CORP		08/12/2020	M&T Securities, Inc.	XXX	155,750	150,000	154,986			(572)		(572)		154,414		1,335	1,335	.976	05/16/2023	1FE	
055316-AA-9	GLOBAL BK		08/11/2020	M&T Bank	XXX	52,642	50,000	52,753	51,419		(397)		(397)		51,022		1,620	1,620	1,761	03/22/2022	1FE	
14040H-AY-1	CAPITAL ONE FINL CORP		08/11/2020	First Tennessee Bank	XXX	51,960	50,000	54,476	50,862		(336)		(336)		50,525		1,435	1,435	2,560	07/15/2021	2FE	
24422E-VH-9	DEERE JOHN CAP CORP MTNS		08/17/2020	M&T Securities, Inc.	XXX	35,309	35,000	34,971			2		2		34,973		.336	.336	.51	07/05/2023	1FE	
27002Y-EG-7	EAGLEBANK BETHESDA MD		09/29/2020	MATURITY	XXX	250,000	250,000	250,000	250,000				.0		250,000			.0	6,267	09/29/2020	1FE	
69371R-Q8-2	PACCAR FINL CORP SR MTNS		08/18/2020	M&T Securities, Inc.	XXX	25,240	25,000	24,965			2		2		24,968		.273	.273	.40	06/08/2023	1FE	
857477-AZ-6	BK EN		08/18/2020	M&T Bank	XXX	20,770	20,000	20,144	20,077		(20)		(20)		20,057		.713	.713	.405	05/15/2023	1FE	
87612E-BL-9	STATE STR CORP		09/23/2020	M&T Securities, Inc.	XXX	59,851	56,000	55,907			6		6		55,913		3,938	3,938	613	04/15/2025	1FE	
89236T-DP-7	TARGET CORP		07/06/2020	M&T Securities, Inc.	XXX	51,560	50,000	51,314			(87)		(87)		51,226		.333	.333	639	01/11/2022	1FE	
89236T-HF-5	TOYOTA MTR CR CORP		08/24/2020	M&T Securities, Inc.	XXX	60,026	60,000	59,954			1		1		59,954		.72	.72	10	08/14/2023	1FE	
949763-YS-9	WELLPOINT INC		08/03/2020	M&T Securities, Inc.	XXX	104,776	100,000	104,945			(407)		(407)		104,538		.238	.238	694	05/15/2022	2FE	
	WELLS FARGO BANK NATL ASSN		09/28/2020	MATURITY	XXX	250,000	250,000	250,000	250,000				.0		250,000			.0	6,284	09/28/2020	1FE	
3899999 - Bonds - Industrial and Miscellaneous (Unaffiliated)						1,217,449	1,189,202	1,208,938	669,188	0	(1,377)	0	(1,377)	0	1,202,114	0	15,334	15,334	27,595	XXX	XXX	
8399997 - Bonds - Subtotals - Bonds - Part 4						3,064,801	2,761,316	2,817,849	2,100,983	0	(6,563)	0	(6,563)	0	2,790,502	0	274,299	274,299	66,886	XXX	XXX	
8399999 - Bonds - Subtotals - Bonds						3,064,801	2,761,316	2,817,849	2,100,983	0	(6,563)	0	(6,563)	0	2,790,502	0	274,299	274,299	66,886	XXX	XXX	
9999999 Totals						3,064,801	2,761,316	2,817,849	2,100,983	0	(6,563)	0	(6,563)	0	2,790,502	0	274,299	274,299	66,886	XXX	XXX	

EO5.1

Schedule DB - Part A - Section 1

NONE

Schedule DB - Part B - Section 1

NONE

Schedule DB - Part D - Section 1

NONE

Schedule DB - Part D - Section 2

NONE

Schedule DB - Part E

NONE

Schedule DL - Part 1

NONE

Schedule DL - Part 2

NONE

