



HEALTH QUARTERLY STATEMENT
AS OF MARCH 31, 2020
OF THE CONDITION AND AFFAIRS OF THE
UnitedHealthcare Community Plan of Ohio, Inc.

NAIC Group Code 0707 0707 NAIC Company Code 12323 Employer's ID Number 56-2451429
(Current) (Prior)

Organized under the Laws of Ohio, State of Domicile or Port of Entry OH

Country of Domicile United States of America

Licensed as business type: Health Maintenance Organization

Is HMO Federally Qualified? Yes [] No [X]

Incorporated/Organized 03/29/2004 Commenced Business 10/01/2005

Statutory Home Office 5900 Parkwood Place, Dublin, OH, US 43016
(Street and Number) (City or Town, State, Country and Zip Code)

Main Administrative Office 9800 Health Care Lane MN006-W500
(Street and Number)
Minnetonka, MN, US 55343, 952-931-4014
(City or Town, State, Country and Zip Code) (Area Code) (Telephone Number)

Mail Address 9800 Health Care Lane MN006-W500, Minnetonka, MN, US 55343
(Street and Number or P.O. Box) (City or Town, State, Country and Zip Code)

Primary Location of Books and Records 9800 Health Care Lane MN006-W500
(Street and Number)
Minnetonka, MN, US 55343, 953-931-4014
(City or Town, State, Country and Zip Code) (Area Code) (Telephone Number)

Internet Website Address www.uhccommunityplan.com

Statutory Statement Contact Sean Michael Thayer, 952-931-4873
(Name) (Area Code) (Telephone Number)
sean_thayer@uhc.com, 952-931-4651
(E-mail Address) (FAX Number)

OFFICERS

President, Chief Executive Officer	<u>Michael Barrett Roaldi</u>	Chief Financial Officer	<u>Michael Andrew Hendel #</u>
Secretary	<u>Shawn Patrice Neddo</u>	Treasurer	<u>Peter Marshall Gill</u>

OTHER


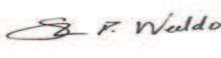

<u>Nyle Brent Cottingham, Vice President</u>	<u>Heather Anastasia Lang, Assistant Secretary</u>	
----------------------------------------------	----------------------------------------------------	--

DIRECTORS OR TRUSTEES

<u>Richard Gordon Dunlop</u>	<u>Brendan Paul Hostetler</u>	<u>Jean Kalbacher</u>
------------------------------	-------------------------------	-----------------------

State of <u>Ohio</u>	State of <u>Ohio</u>	State of <u>Ohio</u>
County of <u>Franklin</u>	County of <u>Franklin</u>	County of <u>Franklin</u>

The officers of this reporting entity being duly sworn, each depose and say that they are the described officers of said reporting entity, and that on the reporting period stated above, all of the herein described assets were the absolute property of the said reporting entity, free and clear from any liens or claims thereon, except as herein stated, and that this statement, together with related exhibits, schedules and explanations therein contained, annexed or referred to, is a full and true statement of all the assets and liabilities and of the condition and affairs of the said reporting entity as of the reporting period stated above, and of its income and deductions there from for the period ended, and have been completed in accordance with the NAIC Annual Statement Instructions and Accounting Practices and Procedures manual except to the extent that: (1) state law may differ; or, (2) that state rules or regulations require differences in reporting not related to accounting practices and procedures, according to the best of their information, knowledge and belief, respectively. Furthermore, the scope of this attestation by the described officers also includes the related corresponding electronic filing with the NAIC, when required, that is an exact copy (except for formatting differences due to electronic filing) of the enclosed statement. The electronic filing may be requested by various regulators in lieu of or in addition to the enclosed statement.

 _____ Michael Barrett Roaldi President, Chief Executive Officer	 _____ Shawn Patrice Neddo Secretary	 _____ Michael Andrew Hendel Chief Financial Officer
Subscribed and sworn to before me this 20th day of April 2020	Subscribed and sworn to before me this 20th day of April 2020	Subscribed and sworn to before me this 20th day of April 2020

a. Is this an original filing?..... Yes [X] No []

b. If no,

1. State the amendment number.....

2. Date filed.....

3. Number of pages attached.....

ASSETS

	Current Statement Date			4 December 31 Prior Year Net Admitted Assets
	1 Assets	2 Nonadmitted Assets	3 Net Admitted Assets (Cols. 1 - 2)	
1. Bonds	334,736,309	0	334,736,309	331,605,913
2. Stocks:				
2.1 Preferred stocks	0	0	0	0
2.2 Common stocks	0	0	0	0
3. Mortgage loans on real estate:				
3.1 First liens	0	0	0	0
3.2 Other than first liens	0	0	0	0
4. Real estate:				
4.1 Properties occupied by the company (less \$0 encumbrances)	0	0	0	0
4.2 Properties held for the production of income (less \$0 encumbrances)	0	0	0	0
4.3 Properties held for sale (less \$0 encumbrances)	0	0	0	0
5. Cash (\$100,675), cash equivalents (\$199,241,498) and short-term investments (\$379,099)	199,721,272	0	199,721,272	98,711,617
6. Contract loans (including \$0 premium notes)	0	0	0	0
7. Derivatives	0	0	0	0
8. Other invested assets	0	0	0	0
9. Receivables for securities	0	0	0	0
10. Securities lending reinvested collateral assets	0	0	0	0
11. Aggregate write-ins for invested assets	0	0	0	0
12. Subtotals, cash and invested assets (Lines 1 to 11)	534,457,581	0	534,457,581	430,317,530
13. Title plants less \$0 charged off (for Title insurers only)	0	0	0	0
14. Investment income due and accrued	2,420,356	0	2,420,356	2,434,127
15. Premiums and considerations:				
15.1 Uncollected premiums and agents' balances in the course of collection	36,727,025	0	36,727,025	67,222,397
15.2 Deferred premiums, agents' balances and installments booked but deferred and not yet due (including \$0 earned but unbilled premiums)	0	0	0	0
15.3 Accrued retrospective premiums (\$3,933,581) and contracts subject to redetermination (\$121,100,272)	125,033,853	0	125,033,853	95,457,362
16. Reinsurance:				
16.1 Amounts recoverable from reinsurers	0	0	0	0
16.2 Funds held by or deposited with reinsured companies	0	0	0	0
16.3 Other amounts receivable under reinsurance contracts	0	0	0	0
17. Amounts receivable relating to uninsured plans	14,578,777	3,313	14,575,464	12,375,343
18.1 Current federal and foreign income tax recoverable and interest thereon	0	0	0	0
18.2 Net deferred tax asset	4,256,652	0	4,256,652	4,269,896
19. Guaranty funds receivable or on deposit	0	0	0	0
20. Electronic data processing equipment and software	0	0	0	0
21. Furniture and equipment, including health care delivery assets (\$0)	0	0	0	0
22. Net adjustment in assets and liabilities due to foreign exchange rates	0	0	0	0
23. Receivables from parent, subsidiaries and affiliates	0	0	0	0
24. Health care (\$18,752,297) and other amounts receivable	36,930,452	18,178,155	18,752,297	22,879,059
25. Aggregate write-ins for other than invested assets	0	0	0	0
26. Total assets excluding Separate Accounts, Segregated Accounts and Protected Cell Accounts (Lines 12 to 25)	754,404,696	18,181,468	736,223,228	634,955,714
27. From Separate Accounts, Segregated Accounts and Protected Cell Accounts	0	0	0	0
28. Total (Lines 26 and 27)	754,404,696	18,181,468	736,223,228	634,955,714
DETAILS OF WRITE-INS				
1101.				
1102.				
1103.				
1198. Summary of remaining write-ins for Line 11 from overflow page	0	0	0	0
1199. Totals (Lines 1101 through 1103 plus 1198)(Line 11 above)	0	0	0	0
2501.				
2502.				
2503.				
2598. Summary of remaining write-ins for Line 25 from overflow page	0	0	0	0
2599. Totals (Lines 2501 through 2503 plus 2598)(Line 25 above)	0	0	0	0

LIABILITIES, CAPITAL AND SURPLUS

	Current Period			Prior Year
	1 Covered	2 Uncovered	3 Total	4 Total
1. Claims unpaid (less \$17,075,928 reinsurance ceded)	200,962,429	0	200,962,429	174,829,263
2. Accrued medical incentive pool and bonus amounts	4,919,746	0	4,919,746	4,765,505
3. Unpaid claims adjustment expenses	2,226,750	0	2,226,750	2,134,827
4. Aggregate health policy reserves, including the liability of \$0 for medical loss ratio rebate per the Public Health Service Act	2,182,258	0	2,182,258	2,407,341
5. Aggregate life policy reserves	0	0	0	0
6. Property/casualty unearned premium reserve	0	0	0	0
7. Aggregate health claim reserves	6,415,175	0	6,415,175	6,337,104
8. Premiums received in advance	0	0	0	0
9. General expenses due or accrued	90,011,502	0	90,011,502	43,066,026
10.1 Current federal and foreign income tax payable and interest thereon (including \$0 on realized gains (losses))	38,434,208	0	38,434,208	24,127,856
10.2 Net deferred tax liability	0	0	0	0
11. Ceded reinsurance premiums payable	2,819,613	0	2,819,613	2,468,849
12. Amounts withheld or retained for the account of others.....	0	0	0	0
13. Remittances and items not allocated	672,310	0	672,310	325,060
14. Borrowed money (including \$0 current) and interest thereon \$0 (including \$0 current)	0	0	0	0
15. Amounts due to parent, subsidiaries and affiliates	20,801,504	0	20,801,504	15,358,736
16. Derivatives	0	0	0	0
17. Payable for securities	0	0	0	0
18. Payable for securities lending	0	0	0	0
19. Funds held under reinsurance treaties (with \$0 authorized reinsurers, \$0 unauthorized reinsurers and \$0 certified reinsurers).....	0	0	0	0
20. Reinsurance in unauthorized and certified (\$0) companies	0	0	0	0
21. Net adjustments in assets and liabilities due to foreign exchange rates	0	0	0	0
22. Liability for amounts held under uninsured plans	2,908,477	0	2,908,477	3,222,874
23. Aggregate write-ins for other liabilities (including \$4,388 current)	4,388	0	4,388	4,388
24. Total liabilities (Lines 1 to 23)	372,358,360	0	372,358,360	279,047,829
25. Aggregate write-ins for special surplus funds	XXX	XXX	0	46,141,718
26. Common capital stock	XXX	XXX	1,000	1,000
27. Preferred capital stock	XXX	XXX	0	0
28. Gross paid in and contributed surplus	XXX	XXX	21,227,057	21,227,057
29. Surplus notes	XXX	XXX	0	0
30. Aggregate write-ins for other than special surplus funds	XXX	XXX	0	0
31. Unassigned funds (surplus)	XXX	XXX	342,636,811	288,538,110
32. Less treasury stock, at cost:				
32.10 shares common (value included in Line 26 \$0)	XXX	XXX	0	0
32.20 shares preferred (value included in Line 27 \$0)	XXX	XXX	0	0
33. Total capital and surplus (Lines 25 to 31 minus Line 32)	XXX	XXX	363,864,868	355,907,885
34. Total liabilities, capital and surplus (Lines 24 and 33)	XXX	XXX	736,223,228	634,955,714
DETAILS OF WRITE-INS				
2301. Unclaimed Property	4,388	0	4,388	4,388
2302.				
2303.				
2398. Summary of remaining write-ins for Line 23 from overflow page	0	0	0	0
2399. Totals (Lines 2301 through 2303 plus 2398)(Line 23 above)	4,388	0	4,388	4,388
2501. Section 9010 ACA Subsequent Fee Year Assessment	XXX	XXX	0	46,141,718
2502.	XXX	XXX		
2503.	XXX	XXX		
2598. Summary of remaining write-ins for Line 25 from overflow page	XXX	XXX	0	0
2599. Totals (Lines 2501 through 2503 plus 2598)(Line 25 above)	XXX	XXX	0	46,141,718
3001.	XXX	XXX		
3002.	XXX	XXX		
3003.	XXX	XXX		
3098. Summary of remaining write-ins for Line 30 from overflow page	XXX	XXX	0	0
3099. Totals (Lines 3001 through 3003 plus 3098)(Line 30 above)	XXX	XXX	0	0

STATEMENT OF REVENUE AND EXPENSES

	Current Year To Date		Prior Year To Date	Prior Year Ended December 31
	1 Uncovered	2 Total	3 Total	4 Total
1. Member Months	XXX	935,372	917,995	3,688,773
2. Net premium income (including \$0 non-health premium income).....	XXX	775,249,055	604,215,218	2,635,850,099
3. Change in unearned premium reserves and reserve for rate credits.....	XXX	1,239,043	4,253,206	2,614,629
4. Fee-for-service (net of \$0 medical expenses).....	XXX	0	0	0
5. Risk revenue	XXX	0	0	0
6. Aggregate write-ins for other health care related revenues	XXX	0	0	0
7. Aggregate write-ins for other non-health revenues	XXX	0	0	0
8. Total revenues (Lines 2 to 7)	XXX	776,488,098	608,468,424	2,638,464,728
Hospital and Medical:				
9. Hospital/medical benefits	0	503,816,440	437,148,806	1,846,185,628
10. Other professional services	0	11,048,687	11,011,409	43,406,825
11. Outside referrals	0	0	0	0
12. Emergency room and out-of-area	0	0	0	0
13. Prescription drugs	0	116,671,724	97,018,156	391,562,173
14. Aggregate write-ins for other hospital and medical	0	0	0	0
15. Incentive pool, withhold adjustments and bonus amounts	0	227,168	1,670,150	7,190,633
16. Subtotal (Lines 9 to 15)	0	631,764,019	546,848,521	2,288,345,259
Less:				
17. Net reinsurance recoveries	0	6,326,538	7,609,152	25,349,256
18. Total hospital and medical (Lines 16 minus 17)	0	625,437,481	539,239,369	2,262,996,003
19. Non-health claims (net)	0	0	0	0
20. Claims adjustment expenses, including \$29,753,536 cost containment expenses	0	29,845,459	24,913,652	115,768,870
21. General administrative expenses	0	102,369,346	51,409,544	218,103,845
22. Increase in reserves for life and accident and health contracts (including \$0 increase in reserves for life only)	0	0	0	0
23. Total underwriting deductions (Lines 18 through 22).....	0	757,652,286	615,562,565	2,596,868,718
24. Net underwriting gain or (loss) (Lines 8 minus 23)	XXX	18,835,812	(7,094,141)	41,596,010
25. Net investment income earned	0	2,978,168	2,834,690	11,240,173
26. Net realized capital gains (losses) less capital gains tax of \$15,399	0	(5,954)	57,627	872,388
27. Net investment gains (losses) (Lines 25 plus 26)	0	2,972,214	2,892,317	12,112,561
28. Net gain or (loss) from agents' or premium balances charged off [(amount recovered \$0) (amount charged off \$0)].....	0	0	0	0
29. Aggregate write-ins for other income or expenses	0	0	0	0
30. Net income or (loss) after capital gains tax and before all other federal income taxes (Lines 24 plus 27 plus 28 plus 29)	XXX	21,808,026	(4,201,824)	53,708,571
31. Federal and foreign income taxes incurred	XXX	14,290,953	291,691	10,953,233
32. Net income (loss) (Lines 30 minus 31)	XXX	7,517,073	(4,493,515)	42,755,338
DETAILS OF WRITE-INS				
0601.	XXX			
0602.	XXX			
0603.	XXX			
0698. Summary of remaining write-ins for Line 6 from overflow page	XXX	0	0	0
0699. Totals (Lines 0601 through 0603 plus 0698)(Line 6 above)	XXX	0	0	0
0701.	XXX			
0702.	XXX			
0703.	XXX			
0798. Summary of remaining write-ins for Line 7 from overflow page	XXX	0	0	0
0799. Totals (Lines 0701 through 0703 plus 0798)(Line 7 above)	XXX	0	0	0
1401.				
1402.				
1403.				
1498. Summary of remaining write-ins for Line 14 from overflow page	0	0	0	0
1499. Totals (Lines 1401 through 1403 plus 1498)(Line 14 above)	0	0	0	0
2901.				
2902.				
2903.				
2998. Summary of remaining write-ins for Line 29 from overflow page	0	0	0	0
2999. Totals (Lines 2901 through 2903 plus 2998)(Line 29 above)	0	0	0	0

STATEMENT OF REVENUE AND EXPENSES (Continued)

	1 Current Year to Date	2 Prior Year to Date	3 Prior Year Ended December 31
CAPITAL AND SURPLUS ACCOUNT			
33. Capital and surplus prior reporting year.....	355,907,885	362,777,071	362,777,071
34. Net income or (loss) from Line 32	7,517,073	(4,493,515)	42,755,338
35. Change in valuation basis of aggregate policy and claim reserves	0	0	0
36. Change in net unrealized capital gains (losses) less capital gains tax of \$(9)	(35)	2,537	1,106
37. Change in net unrealized foreign exchange capital gain or (loss)	0	0	0
38. Change in net deferred income tax	(13,253)	1,518,394	53,450
39. Change in nonadmitted assets	453,198	(1,233,445)	320,920
40. Change in unauthorized and certified reinsurance	0	0	0
41. Change in treasury stock	0	0	0
42. Change in surplus notes	0	0	0
43. Cumulative effect of changes in accounting principles.....	0	0	0
44. Capital Changes:			
44.1 Paid in	0	0	0
44.2 Transferred from surplus (Stock Dividend).....	0	0	0
44.3 Transferred to surplus.....	0	0	0
45. Surplus adjustments:			
45.1 Paid in	0	0	0
45.2 Transferred to capital (Stock Dividend)	0	0	0
45.3 Transferred from capital	0	0	0
46. Dividends to stockholders	0	0	(50,000,000)
47. Aggregate write-ins for gains or (losses) in surplus	0	0	0
48. Net change in capital & surplus (Lines 34 to 47)	7,956,983	(4,206,029)	(6,869,186)
49. Capital and surplus end of reporting period (Line 33 plus 48)	363,864,868	358,571,042	355,907,885
DETAILS OF WRITE-INS			
4701.			
4702.			
4703.			
4798. Summary of remaining write-ins for Line 47 from overflow page	0	0	0
4799. Totals (Lines 4701 through 4703 plus 4798)(Line 47 above)	0	0	0

CASH FLOW

	1 Current Year To Date	2 Prior Year To Date	3 Prior Year Ended December 31
Cash from Operations			
1. Premiums collected net of reinsurance	777,532,660	600,350,703	2,582,505,823
2. Net investment income	3,383,710	3,502,794	13,107,418
3. Miscellaneous income	0	0	0
4. Total (Lines 1 to 3)	780,916,370	603,853,497	2,595,613,241
5. Benefit and loss related payments	596,566,087	527,162,411	2,236,213,615
6. Net transfers to Separate Accounts, Segregated Accounts and Protected Cell Accounts	0	0	0
7. Commissions, expenses paid and aggregate write-ins for deductions	87,687,099	73,288,587	324,083,386
8. Dividends paid to policyholders	0	0	0
9. Federal and foreign income taxes paid (recovered) net of \$0 tax on capital gains (losses)	0	(5,361,702)	(18,277,702)
10. Total (Lines 5 through 9)	684,253,186	595,089,296	2,542,019,299
11. Net cash from operations (Line 4 minus Line 10)	96,663,184	8,764,201	53,593,942
Cash from Investments			
12. Proceeds from investments sold, matured or repaid:			
12.1 Bonds	11,998,569	26,892,060	127,125,545
12.2 Stocks	0	0	0
12.3 Mortgage loans	0	0	0
12.4 Real estate	0	0	0
12.5 Other invested assets	0	0	0
12.6 Net gains or (losses) on cash, cash equivalents and short-term investments	(791)	3,211	4,019
12.7 Miscellaneous proceeds	0	0	0
12.8 Total investment proceeds (Lines 12.1 to 12.7)	11,997,778	26,895,271	127,129,564
13. Cost of investments acquired (long-term only):			
13.1 Bonds	15,516,559	21,259,774	123,794,656
13.2 Stocks	0	0	0
13.3 Mortgage loans	0	0	0
13.4 Real estate	0	0	0
13.5 Other invested assets	0	0	0
13.6 Miscellaneous applications	0	0	0
13.7 Total investments acquired (Lines 13.1 to 13.6)	15,516,559	21,259,774	123,794,656
14. Net increase (or decrease) in contract loans and premium notes	0	0	0
15. Net cash from investments (Line 12.8 minus Line 13.7 and Line 14)	(3,518,781)	5,635,497	3,334,908
Cash from Financing and Miscellaneous Sources			
16. Cash provided (applied):			
16.1 Surplus notes, capital notes	0	0	0
16.2 Capital and paid in surplus, less treasury stock	0	0	0
16.3 Borrowed funds	0	0	0
16.4 Net deposits on deposit-type contracts and other insurance liabilities	0	0	0
16.5 Dividends to stockholders	0	0	50,000,000
16.6 Other cash provided (applied)	7,865,252	(15,384,837)	1,692,416
17. Net cash from financing and miscellaneous sources (Line 16.1 through Line 16.4 minus Line 16.5 plus Line 16.6)	7,865,252	(15,384,837)	(48,307,584)
RECONCILIATION OF CASH, CASH EQUIVALENTS AND SHORT-TERM INVESTMENTS			
18. Net change in cash, cash equivalents and short-term investments (Line 11, plus Lines 15 and 17) ..	101,009,655	(985,139)	8,621,266
19. Cash, cash equivalents and short-term investments:			
19.1 Beginning of year	98,711,617	90,090,351	90,090,351
19.2 End of period (Line 18 plus Line 19.1)	199,721,272	89,105,212	98,711,617

Note: Supplemental disclosures of cash flow information for non-cash transactions:

--	--	--	--

EXHIBIT OF PREMIUMS, ENROLLMENT AND UTILIZATION

	1 Total	Comprehensive (Hospital & Medical)		4 Medicare Supplement	5 Vision Only	6 Dental Only	7 Federal Employees Health Benefit Plan	8 Title XVIII Medicare	9 Title XIX Medicaid	10 Other
		2 Individual	3 Group							
Total Members at end of:										
1. Prior Year	308,118	0	0	0	0	0	0	0	308,118	0
2. First Quarter	312,390	0	0	0	0	0	0	0	312,390	0
3. Second Quarter	0	0	0	0	0	0	0	0	0	0
4. Third Quarter	0	0	0	0	0	0	0	0	0	0
5. Current Year	0	0	0	0	0	0	0	0	0	0
6. Current Year Member Months	935,372	0	0	0	0	0	0	0	935,372	0
Total Member Ambulatory Encounters for Period:										
7. Physician	1,104,324	0	0	0	0	0	0	0	1,104,324	0
8. Non-Physician	670,261	0	0	0	0	0	0	0	670,261	0
9. Total	1,774,585	0	0	0	0	0	0	0	1,774,585	0
10. Hospital Patient Days Incurred	617,318	0	0	0	0	0	0	0	617,318	0
11. Number of Inpatient Admissions	33,306	0	0	0	0	0	0	0	33,306	0
12. Health Premiums Written (a)	783,602,943	0	0	0	0	0	0	0	783,602,943	0
13. Life Premiums Direct	0	0	0	0	0	0	0	0	0	0
14. Property/Casualty Premiums Written	0	0	0	0	0	0	0	0	0	0
15. Health Premiums Earned	784,841,986	0	0	0	0	0	0	0	784,841,986	0
16. Property/Casualty Premiums Earned	0	0	0	0	0	0	0	0	0	0
17. Amount Paid for Provision of Health Care Services.....	604,226,639	0	0	0	0	0	0	0	604,226,639	0
18. Amount Incurred for Provision of Health Care Services	631,764,019	0	0	0	0	0	0	0	631,764,019	0

(a) For health premiums written: amount of Medicare Title XVIII exempt from state taxes or fees \$ 84,117,094

CLAIMS UNPAID AND INCENTIVE POOL, WITHHOLD AND BONUS (Reported and Unreported)

UNDERWRITING AND INVESTMENT EXHIBIT

ANALYSIS OF CLAIMS UNPAID - PRIOR YEAR - NET OF REINSURANCE

Line of Business	Claims Paid Year to Date		Liability End of Current Quarter		5 Claims Incurred in Prior Years (Columns 1 + 3)	6 Estimated Claim Reserve and Claim Liability December 31 of Prior Year
	1 On Claims Incurred Prior to January 1 of Current Year	2 On Claims Incurred During the Year	3 On Claims Unpaid Dec. 31 of Prior Year	4 On Claims Incurred During the Year		
1. Comprehensive (hospital and medical)	0	0	0	0	0	0
2. Medicare Supplement	0	0	0	0	0	0
3. Dental Only	0	0	0	0	0	0
4. Vision Only	0	0	0	0	0	0
5. Federal Employees Health Benefits Plan	0	0	0	0	0	0
6. Title XVIII - Medicare	0	0	0	0	0	0
7. Title XIX - Medicaid	134,112,383	462,380,777	19,369,386	188,008,218	153,481,769	181,166,368
8. Other health	0	0	0	0	0	0
9. Health subtotal (Lines 1 to 8)	134,112,383	462,380,777	19,369,386	188,008,218	153,481,769	181,166,368
10. Healthcare receivables (a)	14,706,954	9,969,474	0	2,589,946	14,706,954	29,772,291
11. Other non-health	0	0	0	0	0	0
12. Medical incentive pools and bonus amounts	61,477	11,450	4,745,999	173,747	4,807,476	4,765,505
13. Totals (Lines 9-10+11+12)	119,466,906	452,422,753	24,115,385	185,592,019	143,582,291	156,159,582

(a) Excludes \$ 9,664,078 loans or advances to providers not yet expensed.

NOTES TO FINANCIAL STATEMENTS

1. SUMMARY OF SIGNIFICANT ACCOUNTING POLICIES AND GOING CONCERN

A. Accounting Practices

The statutory basis financial statements of UnitedHealthcare Community Plan of Ohio, Inc. (the “Company”) are presented on the basis of accounting practices prescribed or permitted by the Ohio Department of Insurance (“ODI”).

The ODI recognizes only statutory accounting practices prescribed or permitted by the State of Ohio, for determining and reporting the financial condition and results of operations of a health insuring corporation (“HIC”), for determining its solvency under Ohio Insurance Law. The state prescribes the use of the National Association of Insurance Commissioners’ (“NAIC”) Accounting Practices and Procedures manual (“NAIC SAP”) in effect for the accounting periods covered in the statutory basis financial statements.

No significant differences exist between the practices prescribed or permitted by the State of Ohio and the NAIC SAP which materially affect the statutory basis net income and capital and surplus, as illustrated in the table below:

	SSAP #	F/S Page #	F/S Line #	March 31, 2020	December 31, 2019
Net Income					
(1) Company state basis (Page 4, Line 32, Columns 2 & 4)	XXX	XXX	XXX	\$ 7,517,073	\$ 42,755,338
(2) State prescribed practices that are an increase/(decrease) from NAIC SAP: Not Applicable				-	-
(3) State permitted practices that are an increase/(decrease) from NAIC SAP: Not Applicable				-	-
(4) NAIC SAP (1 - 2 - 3 = 4)	XXX	XXX	XXX	<u>\$ 7,517,073</u>	<u>\$ 42,755,338</u>
Capital and Surplus					
(5) Company state basis (Page 3, Line 33, Columns 3 & 4)	XXX	XXX	XXX	\$ 363,864,868	\$ 355,907,885
(6) State prescribed practices that are an increase/(decrease) from NAIC SAP: Not Applicable				-	-
(7) State permitted practices that are an increase/(decrease) from NAIC SAP: Not Applicable				-	-
(8) NAIC SAP (5 - 6 - 7 = 8)	XXX	XXX	XXX	<u>\$ 363,864,868</u>	<u>\$ 355,907,885</u>

B. Use of Estimates in the Preparation of the Statutory Basis Financial Statements

No significant change.

C. Accounting Policy

- (1) No significant change.
- (2) The Company does not have any mandatory convertible securities or Securities Valuation Office of the NAIC (“SVO”) identified funds (i.e.: exchange traded funds or bond mutual funds) in its bond portfolio.
- (3–5) No significant change.
- (6) U.S. government and agency securities and corporate debt securities include loan-backed securities (mortgage-backed securities and asset-backed securities), which are valued using the retrospective adjustment methodology. Prepayment assumptions for the determination of the book/adjusted carrying value, commonly referred to as amortized cost, of loan-backed securities are based on a three-month constant prepayment rate history obtained from external data source vendors. The Company’s investment policy limits investments in nonagency residential mortgage-backed securities, including home equity and sub-prime mortgages, to 10% of total cash and invested assets. Total combined investments in mortgage-backed securities and asset-backed securities cannot exceed more than 30% of total cash and invested assets.
- (7–13) No significant change.

D. Going Concern

The Company has the ability and will continue to operate for a period of time sufficient to carry out its commitments, obligations and business objectives.

2. ACCOUNTING CHANGES AND CORRECTION OF ERRORS

No significant change.

3. BUSINESS COMBINATIONS AND GOODWILL

A–D. No significant change.

4. DISCONTINUED OPERATIONS

A. Discontinued Operation Disposed of or Classified as Held for Sale

(1–4) No significant change.

B. Change in Plan of Sale of Discontinued Operations — Not applicable.

C. Nature of any Significant Continuing Involvement with Discontinued Operations after Disposal —
Not applicable.

D. Equity Interest Retained in the Discontinued Operation after Disposal — Not applicable.

5. INVESTMENTS

A. Mortgage Loans, including Mezzanine Real Estate Loans

Not applicable.

B. Debt Restructuring

Not applicable.

C. Reverse Mortgages

Not applicable.

D. Loan-Backed Securities

(1) U.S. government and agency securities and corporate debt securities include loan-backed securities (mortgage-backed securities and asset-backed securities), which are valued using the retrospective adjustment methodology. Prepayment assumptions for the determination of the book/adjusted carrying value, commonly referred to as amortized cost, of loan-backed securities are based on a three-month constant prepayment rate history obtained from external data source vendors.

(2) The Company did not recognize any other-than-temporary impairments ("OTTIs") on loan-backed securities as of March 31, 2020.

(3) The Company did not have any loan-backed securities with OTTIs to report by CUSIP as of March 31, 2020.

- (4) The following table illustrates the fair value, gross unrecognized unrealized losses, and length of time that the loan-backed securities have been in a continuous unrecognized unrealized loss position as of March 31, 2020 and December 31, 2019:

	March 31, 2020
The aggregate amount of unrealized losses:	
1. Less than 12 months	\$ 623,034
2. 12 months or longer	179,975
The aggregate related fair value of securities with unrealized losses:	
1. Less than 12 months	30,220,889
2. 12 months or longer	2,936,274
	December 31, 2019
The aggregate amount of unrealized losses:	
1. Less than 12 months	\$ 20,807
2. 12 months or longer	52,953
The aggregate related fair value of securities with unrealized losses:	
1. Less than 12 months	8,208,652
2. 12 months or longer	10,334,860

- (5) The Company believes that it will collect the timely principal and interest due on its debt securities that have an amortized cost in excess of fair value. The unrealized losses were primarily caused by interest rate changes and not by unfavorable changes in the credit quality associated with these securities that impacted the assessment on collectability of principle and interest. At each reporting period, the Company evaluates available-for-sale debt securities for any credit-related impairment when the fair value of the investment is less than its amortized cost. The Company evaluated the expected cash flows, the underlying credit quality and credit ratings of the issuers, and the potential economic impacts of COVID-19 on the issuers, noting no significant credit deterioration since purchase. As of March 31, 2020, the Company did not have the intent to sell any of the available-for-sale debt securities in an unrealized loss position. Therefore, the Company believes these losses to be temporary.

E. Dollar Repurchase Agreements and/or Securities Lending Transactions — Not applicable.

F. Repurchase Agreements Transactions Accounted for as Secured Borrowing — Not applicable.

G. Reverse Repurchase Agreements Transactions Accounted for as Secured Borrowing — Not applicable.

H. Repurchase Agreements Transactions Accounted for as a Sale — Not applicable.

I. Reverse Repurchase Agreements Transactions Accounted for as a Sale — Not applicable.

J. Real Estate — Not applicable.

K. Low-Income Housing Tax Credits — Not applicable.

L. Restricted Assets — No significant change.

M. Working Capital Finance Investments — Not applicable.

N. Offsetting and Netting of Assets and Liabilities

The Company does not have any offsetting or netting of assets and liabilities as it relates to derivatives, repurchase and reverse repurchase agreements, and securities borrowing and securities lending activities.

O. 5GI Securities

The Company does not have any investments with an NAIC designation of 5GI as of March 31, 2020 and December 31, 2019.

P. Short Sales — Not applicable.

Q. Prepayment Penalty and Acceleration Fees

No significant change.

6. JOINT VENTURES, PARTNERSHIPS, AND LIMITED LIABILITY COMPANIES

A–B. No significant change.

7. INVESTMENT INCOME

A–B. No significant change.

8. DERIVATIVE INSTRUMENTS

A–B. Not applicable.

9. INCOME TAXES

A–C. No significant change.

D. The ratio between the provision for federal income taxes incurred and net income before federal income taxes and net realized capital gains has changed from the prior year primarily due to the annual health insurer fee (“HIF”) under Section 9010 of the Patient Protection and Affordable Care Act (“ACA”). In 2020, the HIF is included in the statutory basis statements of operations, but is non-deductible for income tax purposes. The Company was required to expense 100% of the estimated annual fee on January 1, 2020. The Company’s estimated HIF expense is \$46,141,713 in 2020 which will be paid in September 2020. Due to the moratorium in 2019, there was no HIF included in the 2019 statutory basis statements of operations.

E–I. No significant change.

10. INFORMATION CONCERNING PARENT, SUBSIDIARIES, AND AFFILIATES

A–O. Material Related Party Transactions

No significant change.

11. DEBT

A–B. The Company had no outstanding debt with third-parties or outstanding Federal Home Loan Bank agreements during 2020 and 2019.

12. RETIREMENT PLANS, DEFERRED COMPENSATION, POSTEMPLOYMENT BENEFITS AND COMPENSATED ABSENCES, AND OTHER POSTRETIREMENT BENEFIT PLANS

A–I. The Company has no defined benefit plans, defined contribution plans, multiemployer plans, consolidated/holding company plans, postemployment benefits, and compensated absences plans and is not impacted by the Medicare Modernization Act on postretirement benefits, since all personnel are employees of United HealthCare Services, Inc. (“UHS”), which provides services to the Company under the terms of a management agreement (the “Agreement”).

13. CAPITAL AND SURPLUS, SHAREHOLDERS’ DIVIDEND RESTRICTIONS, AND QUASI-REORGANIZATIONS

(1–13) No significant change.

14. LIABILITIES, CONTINGENCIES AND ASSESSMENTS

A–F. No significant change.

15. LEASES

A–B. No significant change.

16. INFORMATION ABOUT FINANCIAL INSTRUMENTS WITH OFF-BALANCE-SHEET RISK AND FINANCIAL INSTRUMENTS WITH CONCENTRATIONS OF CREDIT RISK

(1–4) No significant change.

17. SALE, TRANSFER, AND SERVICING OF FINANCIAL ASSETS AND EXTINGUISHMENTS OF LIABILITIES

A–C. The Company did not participate in any transfers of receivables, financial assets, or wash sales as of March 31, 2020 or December 31, 2019.

18. GAIN OR LOSS TO THE REPORTING ENTITY FROM UNINSURED PLANS AND THE UNINSURED PORTION OF PARTIALLY INSURED PLANS

A–C. No significant change.

19. DIRECT PREMIUM WRITTEN/PRODUCED BY MANAGING GENERAL AGENTS/THIRD-PARTY ADMINISTRATORS

No significant change.

20. FAIR VALUE MEASUREMENTS

The NAIC SAP defines fair value, establishes a framework for measuring fair value, and outlines the disclosure requirements related to fair value measurements. The fair value hierarchy is as follows:

Level 1 — Quoted (unadjusted) prices for identical assets in active markets.

Level 2 — Other observable inputs, either directly or indirectly, including:

- Quoted prices for similar assets in active markets;
- Quoted prices for identical or similar assets in nonactive markets (few transactions, limited information, noncurrent prices, high variability over time, etc.);
- Inputs other than quoted prices that are observable for the asset (interest rates, yield curves, volatilities, default rates, etc.);
- Inputs that are derived principally from or corroborated by other observable market data.

Level 3 — Unobservable inputs that cannot be corroborated by observable market data.

The estimated fair values of bonds, cash equivalents, and short-term investments are based on quoted market prices, where available. The Company obtains one price for each security primarily from a third-party pricing service ("pricing service"), which generally uses quoted prices or other observable inputs for the determination of fair value. The pricing service normally derives the security prices through recently reported trades for identical or similar securities, making adjustments through the reporting date based upon available observable market information. For securities not actively traded, the pricing service may use quoted market prices of comparable instruments or discounted cash flow analyses, incorporating inputs that are currently observable in the markets for similar securities. Inputs that are often used in the valuation methodologies include, but are not limited to, non-binding broker quotes, benchmark yields, credit spreads, default rates and prepayment speeds. As the Company is responsible for the determination of fair value, it performs quarterly analyses on the prices received from the pricing service to determine whether the prices are reasonable estimates of fair value. Specifically, the Company compares the prices received from the pricing service to a secondary pricing source; prices reported by its custodian, its investment consultant and third-party investment advisors. Additionally, the Company compares changes in the reported market values and returns to relevant market indices to test the reasonableness of the reported prices. The Company's internal price verification procedures and review of fair value methodology documentation provided by independent pricing services have not historically resulted in an adjustment in the prices obtained from the pricing service.

In instances in which the inputs used to measure fair value fall into different levels of the fair value hierarchy, the fair value measurement has been determined based on the lowest-level input that is significant to the fair value measurement in its entirety. The Company's assessment of the significance of a particular item to the fair value measurement in its entirety requires judgment, including the consideration of inputs specific to the asset or liability.

A. Fair Value

(1) Fair Value Measurements at Reporting Date

The following tables present information about the Company’s financial assets that are measured and reported at fair value at March 31, 2020 and December 31, 2019, in the statutory basis statements of admitted assets, liabilities, and capital and surplus according to the valuation techniques the Company used to determine their fair values:

Description for Each Class of Asset or Liability	March 31, 2020				Total
	(Level 1)	(Level 2)	(Level 3)	Net Asset Value (NAV)	
a. Assets at fair value:					
Perpetual preferred stock:					
Industrial and misc	\$ -	\$ -	\$ -	\$ -	\$ -
Parent, subsidiaries, and affiliates	-	-	-	-	-
Total perpetual preferred stocks	-	-	-	-	-
Bonds:					
U.S. governments	-	-	-	-	-
Industrial and misc	-	480,000	-	-	480,000
Hybrid securities	-	-	-	-	-
Parent, subsidiaries, and affiliates	-	-	-	-	-
Total bonds	-	480,000	-	-	480,000
Common stock:					
Industrial and misc	-	-	-	-	-
Parent, subsidiaries, and affiliates	-	-	-	-	-
Total common stock	-	-	-	-	-
Derivative assets:					
Interest rate contracts	-	-	-	-	-
Foreign exchange contracts	-	-	-	-	-
Credit contracts	-	-	-	-	-
Commodity futures contracts	-	-	-	-	-
Commodity forward contracts	-	-	-	-	-
Total derivatives	-	-	-	-	-
Money-market funds	199,241,498	-	-	-	199,241,498
Separate account assets	-	-	-	-	-
Total assets at fair value/NAV	\$ 199,241,498	\$ 480,000	\$ -	\$ -	\$ 199,721,498
b. Liabilities at fair value:					
Derivative liabilities	\$ -	\$ -	\$ -	\$ -	\$ -
Total liabilities at fair value	\$ -	\$ -	\$ -	\$ -	\$ -

Description for Each Class of Asset or Liability	December 31, 2019				
	(Level 1)	(Level 2)	(Level 3)	Net Asset Value (NAV)	Total
a. Assets at fair value:					
Perpetual preferred stock:					
Industrial and misc	\$ -	\$ -	\$ -	\$ -	\$ -
Parent, subsidiaries, and affiliates	-	-	-	-	-
Total perpetual preferred stocks	-	-	-	-	-
Bonds:					
U.S. governments	-	-	-	-	-
Industrial and misc	-	-	-	-	-
Hybrid securities	-	-	-	-	-
Parent, subsidiaries, and affiliates	-	-	-	-	-
Total bonds	-	-	-	-	-
Common stock:					
Industrial and misc	-	-	-	-	-
Parent, subsidiaries, and affiliates	-	-	-	-	-
Total common stock	-	-	-	-	-
Derivative assets:					
Interest rate contracts	-	-	-	-	-
Foreign exchange contracts	-	-	-	-	-
Credit contracts	-	-	-	-	-
Commodity futures contracts	-	-	-	-	-
Commodity forward contracts	-	-	-	-	-
Total derivatives	-	-	-	-	-
Money-market funds	95,512,040	-	-	-	95,512,040
Separate account assets	-	-	-	-	-
Total assets at fair value/NAV	<u>\$ 95,512,040</u>	<u>\$ -</u>	<u>\$ -</u>	<u>\$ -</u>	<u>\$ 95,512,040</u>
b. Liabilities at fair value:					
Derivative liabilities	\$ -	\$ -	\$ -	\$ -	\$ -
Total liabilities at fair value	<u>\$ -</u>	<u>\$ -</u>	<u>\$ -</u>	<u>\$ -</u>	<u>\$ -</u>

- (2) The Company does not have any financial assets with a fair value hierarchy of Level 3 that were measured and reported at fair value for the three months ended March 31, 2020 and the year ended December 31, 2019.
- (3) Transfers between fair value hierarchy levels, if any, are recorded as of the beginning of the reporting period in which the transfer occurs. There were no transfers between Levels 1, 2, or 3 of any financial assets or liabilities during the three months ended March 31, 2020 and the year ended December 31, 2019.
- (4) **Investments** — Fair values of debt securities are based on quoted market prices, where available. The Company obtains one price for each security primarily from a pricing service, which generally uses quoted prices or other observable inputs for the determination of fair value. The pricing service normally derives the security prices through recently reported trades for identical or similar securities, and, if necessary, makes adjustments through the reporting date based upon available observable market information. For securities not actively traded, the pricing service may use quoted market prices of comparable instruments or discounted cash flow analyses, incorporating inputs that are currently observable in the markets for similar securities. Inputs that are often used in the valuation methodologies include, but are not limited to, benchmark yields, credit spreads, default rates, prepayment speeds and non-binding broker quotes. As the Company is responsible for the determination of fair value, it performs quarterly analyses on the prices received from the pricing service to determine whether the prices are reasonable estimates of fair value. Specifically, the Company compares the prices received from the pricing service to prices reported by a secondary pricing source, such as its custodian, its investment consultant and third-party investment advisors. Additionally, the Company compares changes in the reported market values and returns to relevant market indices to test the reasonableness of the reported prices. The Company's internal price verification procedures and reviews of fair value methodology documentation provided by independent pricing services have not historically resulted in adjustment in the prices obtained from the pricing service.
- (5) The Company has no derivative assets and liabilities to disclose.

B. Fair Value Combination — Not applicable.

C. Aggregate Fair Value Hierarchy

The aggregate fair value by hierarchy of all financial instruments as of March 31, 2020 and December 31, 2019, is presented in the table below:

Type of Financial Instrument	March 31, 2020						Not Practicable (Carrying Value)
	Aggregate Fair Value	Admitted Assets	(Level 1)	(Level 2)	(Level 3)	Net Asset Value (NAV)	
U.S. government and agency securities	\$ 67,019,560	\$ 64,006,684	\$ 8,922,390	\$ 58,097,170	\$ -	\$ -	\$ -
State and agency municipal securities	21,723,035	21,176,235	-	21,723,035	-	-	-
City and county municipal securities	37,204,856	36,126,631	-	37,204,856	-	-	-
Corporate debt securities	214,975,626	213,805,858	379,099	214,596,527	-	-	-
Cash equivalents	199,241,498	199,241,498	199,241,498	-	-	-	-
Total bonds, short-term investments, and cash equivalents	\$ 540,164,575	\$ 534,356,906	\$ 208,542,987	\$ 331,621,588	\$ -	\$ -	\$ -

Type of Financial Instrument	December 31, 2019						Not Practicable (Carrying Value)
	Aggregate Fair Value	Admitted Assets	(Level 1)	(Level 2)	(Level 3)	Net Asset Value (NAV)	
U.S. government and agency securities	\$ 63,913,659	\$ 62,567,273	\$ 7,208,262	\$ 56,705,397	\$ -	\$ -	\$ -
State and agency municipal securities	22,740,832	22,077,313	-	22,740,832	-	-	-
City and county municipal securities	38,186,699	36,976,924	-	38,186,699	-	-	-
Corporate debt securities	216,419,403	210,362,110	377,707	216,041,696	-	-	-
Cash equivalents	97,316,045	97,316,045	97,316,045	-	-	-	-
Total bonds, short-term investments, and cash equivalents	\$ 438,576,638	\$ 429,299,665	\$ 104,902,014	\$ 333,674,624	\$ -	\$ -	\$ -

D. Not Practicable to Estimate Fair Value — Not applicable.

E. Investments Measured Using the NAV Practical Expedient – Not applicable.

21. OTHER ITEMS

COVID-19 TRENDS AND UNCERTAINTIES

The COVID-19 pandemic is rapidly evolving and the ultimate impact on our business, statutory basis results of operations, financial condition and cash flows is uncertain and difficult to predict. We have expanded benefit coverage in areas such as COVID-19 testing and treatment, telemedicine, and pharmacy benefits; offered additional enrollment opportunities to those who previously declined employer-sponsored offerings; extended certain premium payment terms for customers experiencing financial hardship; simplified administrative practices; and began accelerating payments to care providers, all with the aim of assisting our customers, providers and members in addressing the COVID-19 crisis. Potential economic costs, including cost of care and loss of commercial membership due to higher rates of unemployment, may initially be more than offset by temporary deferrals of elective care and increased membership in Medicaid and individual programs. Following the crisis, consumer demand for care is expected to return, resulting in potentially increased future medical costs. Depending on the pacing and intensity of the virus, as well as the duration of policies and initiatives to address COVID-19, such as stay-at-home and social distancing guidelines, the ultimate impact is uncertain.

A–I. No significant change.

22. EVENTS SUBSEQUENT

Subsequent events have been evaluated through May 14, 2020, which is the date these statutory basis financial statements were available for issuance.

TYPE I — Recognized Subsequent Events

Any material Type I events subsequent to March 31, 2020, have been recognized in the statutory basis financial statements and corresponding disclosures.

TYPE II — Non-Recognized Subsequent Events

There are no material non-recognized Type II events that require disclosure.

There are no events subsequent to March 31, 2020 that require disclosure.

23. REINSURANCE

A–D. No significant change.

24. RETROSPECTIVELY RATED CONTRACTS AND CONTRACTS SUBJECT TO REDETERMINATION

A–B. No significant change.

- C.** The Company has Medicare Part D risk-corridor amounts from CMS under the MyCare Ohio contract which are subject to a retrospectively rated feature related to Part D premiums. The Company has estimated accrued retrospective premiums related to certain Part D premiums based on guidelines determined by CMS. The formula is tiered and based on the bid medical loss ratio. The amount of Medicare Part D direct premiums written subject to the retrospectively rated feature was \$3,389,707 and \$15,906,807, representing 0.4% and 0.6% of total direct premiums written as of March 31, 2020 and December 31, 2019, respectively.

The Company has risk-adjustment amounts from CMS which are subject to a redetermination feature related to Medicare premiums. The Company has estimated premium adjustments for changes to each member's health scores based on guidelines determined by CMS. The total amount of Medicare direct premiums written for which a portion is subject to the redetermination feature was \$84,117,094 and \$326,207,526 representing, 10.7% and 12.2% of total direct premiums written as of March 31, 2020 and December 31, 2019, respectively.

The Medicaid contract with the State of Ohio includes an Aged, Blind and Disabled ("ABD") program which is subject to retrospective rating features. The Company estimates accrued retrospective premium adjustments for its ABD program based on the contract with the Ohio Department of Medicaid ("ODM"). The total amount of direct premiums written from the Medicaid contract for which a portion is subject to the retrospectively rated feature was \$108,628,578 and \$374,989,844, representing 13.9% and 14.1% of total direct premiums written as of March 31, 2020 and December 31, 2019, respectively.

The Medicaid and MyCare Ohio contracts include a provision for which a stated percentage of total direct premiums written can be eligible for a performance guarantee payment, based on various quality measures. The total amount of direct premiums written from the Medicaid and MyCare Ohio contracts for which a portion is subject to the redetermination feature was \$748,367,996 and \$2,600,763,625, representing 95.5% and 97.6% of total direct premiums written, as of March 31, 2020 and December 31, 2019, respectively.

CMS has released the final Medicaid Managed Care Rule which is subject to each State's administration elections. This rule is the first major update to the Medicaid Managed Care regulations in more than a decade. Many items including a minimum loss ratio requirement were implemented for contracts with an effective date starting on or after July 1, 2017 while other elements of the regulation will be implemented over the following decade. Pursuant to the regulations, for contracts effective on or after July 1, 2017 premiums associated with the Company's Medicaid line of business is subject to retrospectively rated features based on the actual medical loss ratios experienced on this product. The calculation is pursuant to the Medicaid Managed Care guidance. The total amount of direct premiums written for the Medicaid line of business for which a portion is subject to the retrospectively rated features was \$551,713,283 and \$1,783,331,005, representing 70.4% and 66.9% of total direct premiums written as of March 31, 2020 and December 31, 2019, respectively.

The MyCare Ohio contract with the state of Ohio includes medical loss ratio rebates. The rebate period is over the contract period. The Company estimates accrued retrospective premium adjustments for its MyCare Ohio business based on the medical loss ratio experienced on the MyCare Ohio line of business. The formula is based on net income before taxes. The total amount of direct premiums written from the MyCare Ohio contract for which a portion is subject to the retrospectively rated features was \$231,889,661 and \$881,624,441, representing 29.6% and 33.1% of total direct premiums written as of March 31, 2020 and December 31, 2019, respectively.

The Company is subject to a Hepatitis C Risk Pool arrangement with the ODM where the amount of the pool is determined by the projected Hepatitis C costs incorporated into the current year rates, and the funds are redistributed among the plans based on relative actual Hepatitis C costs. The total Medicaid direct premiums written subject to this retrospective rating feature were \$699,485,849 and \$2,338,253,107 representing 89.3% and 87.7% of total direct premiums written as of March 31, 2020 and December 31, 2019, respectively.

- D.** Pursuant to the Medicaid Managed Care Rule, based on the State's election, the Company is required to maintain specific minimum loss ratios on its Medicaid line of business. The Company has no amounts accrued for Medicaid minimum loss ratio rebates as of March 31, 2020 and December 31, 2019, respectively.

Pursuant to contractual minimum loss ratio requirements, the Company is required to maintain specific minimum loss ratios on its MyCare Ohio population. The Company's actual medical loss ratios for MyCare Ohio were in excess of the minimum requirements and, as a result, no minimum loss ratio liability was required as of March 31, 2020 and December 31, 2019, respectively.

E. Risk-Sharing Provisions of the Affordable Care Act

- (1-5)** The Company did not write accident and health premiums in 2020 and 2019 subject to the risk-sharing provisions of the ACA.

25. CHANGE IN INCURRED CLAIMS AND CLAIMS ADJUSTMENT EXPENSES

A. Changes in estimates related to the prior year incurred claims are included in total hospital and medical expenses in the current year in the statutory basis statements of operations. The following tables disclose paid claims, incurred claims, and the balance in claims unpaid, accrued medical incentive pool and bonus amounts, aggregate health claim reserves, and health care and other amounts receivable (excluding provider loans and advances not yet expensed) at March 31, 2020 and December 31, 2019:

	March 31, 2020		
	Current Year Incurred Claims	Prior Years Incurred Claims	Total
Beginning of year claim reserve	\$ -	\$ (185,931,872)	\$ (185,931,872)
Paid claims—net of health care receivables* and reinsurance recoveries collected	462,392,227	134,173,860	596,566,087
End of year claim reserve	<u>188,181,965</u>	<u>24,115,385</u>	<u>212,297,350</u>
Incurred claims excluding the change in health care receivables as presented below	650,574,192	(27,642,627)	622,931,564
Beginning of year health care receivables*	-	29,772,291	29,772,291
End of year health care receivables*	<u>(12,559,420)</u>	<u>(14,706,954)</u>	<u>(27,266,374)</u>
Total incurred claims	<u>\$ 638,014,772</u>	<u>\$ (12,577,290)</u>	<u>\$ 625,437,481</u>

*Health care receivables excludes provider loans and advances not yet expensed of \$9,664,078 and \$11,739,311 for 2020 and 2019, respectively.

	December 31, 2019		
	Current Year Incurred Claims	Prior Years Incurred Claims	Total
Beginning of year claim reserve	\$ -	\$ (159,867,900)	\$ (159,867,900)
Paid claims—net of health care receivables* and reinsurance recoveries collected	2,104,255,093	131,958,522	2,236,213,615
End of year claim reserve	<u>176,526,936</u>	<u>9,404,936</u>	<u>185,931,872</u>
Incurred claims excluding the change in health care receivables as presented below	2,280,782,029	(18,504,441)	2,262,277,588
Beginning of year health care receivables*	-	30,490,707	30,490,707
End of year health care receivables*	<u>(25,475,018)</u>	<u>(4,297,273)</u>	<u>(29,772,291)</u>
Total incurred claims	<u>\$ 2,255,307,010</u>	<u>\$ 7,688,993</u>	<u>\$ 2,262,996,003</u>

*Health care receivables excludes provider loans and advances not yet expensed of \$11,739,311 and \$12,448,107 for 2019 and 2018, respectively.

The liability for claims unpaid, accrued medical incentive pool and bonus amounts, and aggregate health claim reserves, and health care and other amounts receivable (excluding provider loans and advances not yet expensed) as of December 31, 2019 was \$156,159,581. As of March 31, 2020, \$134,173,860 has been paid for incurred claims attributable to insured events of prior years. Reserves remaining for prior years, net of health care and other amounts receivable (excluding provider loans and advances not yet expensed) are now \$9,408,431, as a result of re-estimation of unpaid claims. Therefore, there has been \$12,577,290 favorable prior year development since December 31, 2019 to March 31, 2020. The primary drivers consist of favorable development of \$7,519,706 in retroactivity for inpatient, outpatient, physician, and pharmacy claims and favorable development as a result of a change in the provision for adverse deviations in experience of \$7,654,693, offset by unfavorable development of \$1,698,228 in retroactivity for Partners for Kids ("PFK"). At December 31, 2019, the Company recorded \$7,688,992 of unfavorable development related to unfavorable development of \$10,040,295 in retroactivity for inpatient, outpatient, physician, and pharmacy claims, unfavorable development of \$6,575,291 due to risk share, and unfavorable development of \$1,876,217 due to reinsurance recoveries, offset by favorable development as a result of a change in the provision for adverse deviations in experience of \$9,008,056 and favorable development of \$2,340,629 related to capitation. Original estimates are increased or decreased, as additional information becomes known regarding individual claims. As a result of the prior year effects, on a regular basis, the Company adjusts revenue and the corresponding liability and/or receivable related to retrospectively rated policies and the impact of the change is included as a component of change in reserve for rate credits in the statutory basis statements of operations.

The Company incurred claims adjustment expenses ("CAE") of \$29,845,459 and \$115,768,870 for the three months ended March 31, 2020 and the year ended December 31, 2019, respectively. These costs are included in the management service fees paid by the Company to UHS as a part of the Agreement. The following table discloses paid CAE, incurred CAE, and the balance in unpaid CAE reserve for the three months ended March 31, 2020 and the year ended December 31, 2019:

	March 31, 2020	December 31, 2019
Total claims adjustment expenses	\$ 29,845,459	\$ 115,768,870
Less: current year unpaid claims adjustment expenses	(2,226,750)	(2,134,827)
Add: prior year unpaid claims adjustment expenses	<u>2,134,827</u>	<u>2,132,603</u>
Total claims adjustment expenses paid	<u>\$ 29,753,536</u>	<u>\$ 115,766,646</u>

B. The Company did not make any significant changes in methodologies and assumptions used in the calculation of the liability for claims unpaid and unpaid CAE in 2020.

26. INTERCOMPANY POOLING ARRANGEMENTS

A–G. No significant change.

27. STRUCTURED SETTLEMENTS

A–B. No significant change.

28. HEALTH CARE AND OTHER AMOUNTS RECEIVABLE

A–B. No significant change.

29. PARTICIPATING POLICIES

No significant change.

30. PREMIUM DEFICIENCY RESERVES

The Company has not recorded any premium deficiency reserves ("PDR") as of March 31, 2020 and December 31, 2019. The analysis of PDR was completed as of March 31, 2020 and December 31, 2019. The Company did consider anticipated investment income when calculating the PDR.

The following table summarizes the Company’s PDR as of March 31, 2020 and December 31, 2019:

March 31, 2020		
1. Liability carried for premium deficiency reserves	\$	-
2. Date of the most recent evaluation of this liability	03/31/2020	
3. Was anticipated investment income utilized in this calculation?	Yes <input checked="" type="checkbox"/>	No <input type="checkbox"/>
December 31, 2019		
1. Liability carried for premium deficiency reserves	\$	-
2. Date of the most recent evaluation of this liability	12/31/2019	
3. Was anticipated investment income utilized in this calculation?	Yes <input checked="" type="checkbox"/>	No <input type="checkbox"/>

31. ANTICIPATED SALVAGE AND SUBROGATION

No significant change.

GENERAL INTERROGATORIES

PART 1 - COMMON INTERROGATORIES

GENERAL

1.1

Did the reporting entity experience any material transactions requiring the filing of Disclosure of Material Transactions with the State of Domicile, as required by the Model Act?

Yes [] No [X]

1.2

If yes, has the report been filed with the domiciliary state?

Yes [] No []

2.1

Has any change been made during the year of this statement in the charter, by-laws, articles of incorporation, or deed of settlement of the reporting entity?

Yes [] No [X]

2.2

If yes, date of change:

3.1

Is the reporting entity a member of an Insurance Holding Company System consisting of two or more affiliated persons, one or more of which is an insurer?
If yes, complete Schedule Y, Parts 1 and 1A.

Yes [X] No []

3.2

Have there been any substantial changes in the organizational chart since the prior quarter end?

Yes [] No [X]

3.3

If the response to 3.2 is yes, provide a brief description of those changes.

3.4

Is the reporting entity publicly traded or a member of a publicly traded group?

Yes [X] No []

3.5

If the response to 3.4 is yes, provide the CIK (Central Index Key) code issued by the SEC for the entity/group.

0000731766

4.1

Has the reporting entity been a party to a merger or consolidation during the period covered by this statement?
If yes, complete and file the merger history data file with the NAIC.

Yes [] No [X]

4.2

If yes, provide the name of the entity, NAIC Company Code, and state of domicile (use two letter state abbreviation) for any entity that has ceased to exist as a result of the merger or consolidation.

1 Name of Entity	2 NAIC Company Code	3 State of Domicile

5.

If the reporting entity is subject to a management agreement, including third-party administrator(s), managing general agent(s), attorney-in-fact, or similar agreement, have there been any significant changes regarding the terms of the agreement or principals involved?
If yes, attach an explanation.

Yes [] No [X] N/A []

6.1

State as of what date the latest financial examination of the reporting entity was made or is being made.

12/31/2018

6.2

State the as of date that the latest financial examination report became available from either the state of domicile or the reporting entity. This date should be the date of the examined balance sheet and not the date the report was completed or released.

12/31/2013

6.3

State as of what date the latest financial examination report became available to other states or the public from either the state of domicile or the reporting entity. This is the release date or completion date of the examination report and not the date of the examination (balance sheet date).

02/13/2015

6.4

By what department or departments?
Ohio Department of Insurance

6.5

Have all financial statement adjustments within the latest financial examination report been accounted for in a subsequent financial statement filed with Departments?

Yes [] No [] N/A [X]

6.6

Have all of the recommendations within the latest financial examination report been complied with?

Yes [] No [] N/A [X]

7.1

Has this reporting entity had any Certificates of Authority, licenses or registrations (including corporate registration, if applicable) suspended or revoked by any governmental entity during the reporting period?

Yes [] No [X]

7.2

If yes, give full information:

8.1

Is the company a subsidiary of a bank holding company regulated by the Federal Reserve Board?

Yes [] No [X]

8.2

If response to 8.1 is yes, please identify the name of the bank holding company.

8.3

Is the company affiliated with one or more banks, thrifts or securities firms?

Yes [X] No []

8.4

If response to 8.3 is yes, please provide below the names and location (city and state of the main office) of any affiliates regulated by a federal regulatory services agency [i.e. the Federal Reserve Board (FRB), the Office of the Comptroller of the Currency (OCC), the Federal Deposit Insurance Corporation (FDIC) and the Securities Exchange Commission (SEC)] and identify the affiliate's primary federal regulator.

1 Affiliate Name	2 Location (City, State)	3 FRB	4 OCC	5 FDIC	6 SEC
Optum Bank, Inc.	Salt Lake City, UT	NO	NO	YES	NO

GENERAL INTERROGATORIES

- 9.1

Are the senior officers (principal executive officer, principal financial officer, principal accounting officer or controller, or persons performing similar functions) of the reporting entity subject to a code of ethics, which includes the following standards?
(a) Honest and ethical conduct, including the ethical handling of actual or apparent conflicts of interest between personal and professional relationships;
(b) Full, fair, accurate, timely and understandable disclosure in the periodic reports required to be filed by the reporting entity;
(c) Compliance with applicable governmental laws, rules and regulations;
(d) The prompt internal reporting of violations to an appropriate person or persons identified in the code; and
(e) Accountability for adherence to the code.

Yes [X] No []
- 9.11

If the response to 9.1 is No, please explain:
- 9.2

Has the code of ethics for senior managers been amended?

Yes [] No [X]
- 9.21

If the response to 9.2 is Yes, provide information related to amendment(s).
- 9.3

Have any provisions of the code of ethics been waived for any of the specified officers?

Yes [] No [X]
- 9.31

If the response to 9.3 is Yes, provide the nature of any waiver(s).

FINANCIAL

- 10.1

Does the reporting entity report any amounts due from parent, subsidiaries or affiliates on Page 2 of this statement?

Yes [] No [X]
- 10.2

If yes, indicate any amounts receivable from parent included in the Page 2 amount:

\$0

INVESTMENT

- 11.1

Were any of the stocks, bonds, or other assets of the reporting entity loaned, placed under option agreement, or otherwise made available for use by another person? (Exclude securities under securities lending agreements.)

Yes [] No [X]
- 11.2

If yes, give full and complete information relating thereto:
12.

Amount of real estate and mortgages held in other invested assets in Schedule BA:

\$0
13.

Amount of real estate and mortgages held in short-term investments:

\$0
- 14.1

Does the reporting entity have any investments in parent, subsidiaries and affiliates?

Yes [] No [X]
- 14.2

If yes, please complete the following:

	1 Prior Year-End Book/Adjusted Carrying Value	2 Current Quarter Book/Adjusted Carrying Value
14.21 Bonds	\$0	\$0
14.22 Preferred Stock	\$0	\$0
14.23 Common Stock	\$0	\$0
14.24 Short-Term Investments	\$0	\$0
14.25 Mortgage Loans on Real Estate	\$0	\$0
14.26 All Other	\$0	\$0
14.27 Total Investment in Parent, Subsidiaries and Affiliates (Subtotal Lines 14.21 to 14.26)	\$0	\$0
14.28 Total Investment in Parent included in Lines 14.21 to 14.26 above	\$0	\$0
- 15.1

Has the reporting entity entered into any hedging transactions reported on Schedule DB?

Yes [] No [X]
- 15.2

If yes, has a comprehensive description of the hedging program been made available to the domiciliary state?
If no, attach a description with this statement.

Yes [] No [] N/A []
16.

For the reporting entity's security lending program, state the amount of the following as of the current statement date:

16.1

Total fair value of reinvested collateral assets reported on Schedule DL, Parts 1 and 2.

\$0

16.2

Total book adjusted/carrying value of reinvested collateral assets reported on Schedule DL, Parts 1 and 2

\$0

16.3

Total payable for securities lending reported on the liability page.

\$0

GENERAL INTERROGATORIES

17. Excluding items in Schedule E - Part 3 - Special Deposits, real estate, mortgage loans and investments held physically in the reporting entity's offices, vaults or safety deposit boxes, were all stocks, bonds and other securities, owned throughout the current year held pursuant to a custodial agreement with a qualified bank or trust company in accordance with Section 1, III - General Examination Considerations, F. Outsourcing of Critical Functions, Custodial or Safekeeping Agreements of the NAIC Financial Condition Examiners Handbook? Yes [X] No []
- 17.1 For all agreements that comply with the requirements of the NAIC Financial Condition Examiners Handbook, complete the following:

1 Name of Custodian(s)	2 Custodian Address
Bank of New York Mellon	Global Liquidity Services, 1 Wall St, 14th Floor, New York NY 10286 .
Northern Trust	50 S. LaSalle, Chicago, IL 60675

- 17.2 For all agreements that do not comply with the requirements of the NAIC Financial Condition Examiners Handbook, provide the name, location and a complete explanation:

1 Name(s)	2 Location(s)	3 Complete Explanation(s)

- 17.3 Have there been any changes, including name changes, in the custodian(s) identified in 17.1 during the current quarter? Yes [] No [X]
- 17.4 If yes, give full information relating thereto:

1 Old Custodian	2 New Custodian	3 Date of Change	4 Reason

- 17.5 Investment management – Identify all investment advisors, investment managers, broker/dealers, including individuals that have the authority to make investment decisions on behalf of the reporting entity. For assets that are managed internally by employees of the reporting entity, note as such. ["...that have access to the investment accounts"; "...handle securities"]

1 Name of Firm or Individual	2 Affiliation
BlackRock Financial Management, Inc	U.....
JPMorgan Investment Management Inc.	U.....
BNY Mellon Asset Management North America	U.....
Internally Managed	I.....

- 17.5097 For those firms/individuals listed in the table for Question 17.5, do any firms/individuals unaffiliated with the reporting entity (i.e. designated with a "U") manage more than 10% of the reporting entity's invested assets?..... Yes [X] No []
- 17.5098 For firms/individuals unaffiliated with the reporting entity (i.e. designated with a "U") listed in the table for Question 17.5, does the total assets under management aggregate to more than 50% of the reporting entity's invested assets?..... Yes [] No [X]

- 17.6 For those firms or individuals listed in the table for 17.5 with an affiliation code of "A" (affiliated) or "U" (unaffiliated), provide the information for the table below.

1 Central Registration Depository Number	2 Name of Firm or Individual	3 Legal Entity Identifier (LEI)	4 Registered With	5 Investment Management Agreement (IMA) Filed
107105	BlackRock Financial Management, Inc	549300LVXY1VJKE13M84	SEC	NO.....
107038	JPMorgan Investment Management Inc.	549300W78QH4XMM6K69	SEC	NO.....
105764	BNY Mellon Asset Management North America	ME7YUCK4NF1W8VM8SP25	SEC	NO.....

- 18.1 Have all the filing requirements of the Purposes and Procedures Manual of the NAIC Investment Analysis Office been followed? Yes [X] No []
- 18.2 If no, list exceptions:

19. By self-designating 5GI securities, the reporting entity is certifying the following elements for each self-designated 5GI security:

a. Documentation necessary to permit a full credit analysis of the security does not exist or an NAIC CRP credit rating for an FE or PL security is not available.

b. Issuer or obligor is current on all contracted interest and principal payments.

c. The insurer has an actual expectation of ultimate payment of all contracted interest and principal.

Has the reporting entity self-designated 5GI securities? Yes [] No [X]
20. By self-designating PLGI securities, the reporting entity is certifying the following elements of each self-designated PLGI security:

a. The security was purchased prior to January 1, 2018.

b. The reporting entity is holding capital commensurate with the NAIC Designation reported for the security.

c. The NAIC Designation was derived from the credit rating assigned by an NAIC CRP in its legal capacity as a NRSRO which is shown on a current private letter rating held by the insurer and available for examination by state insurance regulators.

d. The reporting entity is not permitted to share this credit rating of the PL security with the SVO.

Has the reporting entity self-designated PLGI securities? Yes [] No [X]
21. By assigning FE to a Schedule BA non-registered private fund, the reporting entity is certifying the following elements of each self-designated FE fund:

a. The shares were purchased prior to January 1, 2019.

b. The reporting entity is holding capital commensurate with the NAIC Designation reported for the security.

c. The security had a public credit rating(s) with annual surveillance assigned by an NAIC CRP in its legal capacity as an NRSRO prior to January 1, 2019.

d. The fund only or predominantly holds bonds in its portfolio.

e. The current reported NAIC Designation was derived from the public credit rating(s) with annual surveillance assigned by an NAIC CRP in its legal capacity as an NRSRO.

f. The public credit rating(s) with annual surveillance assigned by an NAIC CRP has not lapsed.

Has the reporting entity assigned FE to Schedule BA non-registered private funds that complied with the above criteria? Yes [] No [X]
- 11.2

GENERAL INTERROGATORIES

PART 2 - HEALTH

1.

Operating Percentages:

1.1 A&H loss percent

84.4 %

1.2 A&H cost containment percent

3.8 %

1.3 A&H expense percent excluding cost containment expenses

13.2 %

2.1

Do you act as a custodian for health savings accounts?

Yes [☐] No [☒]

2.2

If yes, please provide the amount of custodial funds held as of the reporting date

\$0

2.3

Do you act as an administrator for health savings accounts?

Yes [☐] No [☒]

2.4

If yes, please provide the balance of the funds administered as of the reporting date

\$0

3.

Is the reporting entity licensed or chartered, registered, qualified, eligible or writing business in at least two states?

Yes [☐] No [☒]

3.1

If no, does the reporting entity assume reinsurance business that covers risks residing in at least one state other than the state of domicile of the reporting entity?

Yes [☐] No [☒]

STATEMENT AS OF MARCH 31, 2020 OF THE UnitedHealthcare Community Plan of Ohio, Inc.

SCHEDULE S - CEDED REINSURANCE

Showing All New Reinsurance Treaties - Current Year to Date

1 NAIC Company Code	2 ID Number	3 Effective Date	4 Name of Reinsurer	5 Domiciliary Jurisdiction	6 Type of Reinsurance Ceded	7 Type of Business Ceded	8 Type of Reinsurer	9 Certified Reinsurer Rating (1 through 6)	10 Effective Date of Certified Reinsurer Rating
			NONE						

STATEMENT AS OF MARCH 31, 2020 OF THE UnitedHealthcare Community Plan of Ohio, Inc.

SCHEDULE T - PREMIUMS AND OTHER CONSIDERATIONS

Current Year to Date - Allocated by States and Territories									
States, etc.	1	Direct Business Only							
	Active Status (a)	2	3	4	5	6	7	8	9
		Accident and Health Premiums	Medicare Title XVIII	Medicaid Title XIX	Federal Employees Health Benefits Program Premiums	Life and Annuity Premiums & Other Considerations	Property/ Casualty Premiums	Total Columns 2 Through 7	Deposit-Type Contracts
1. Alabama..... AL	N	0	0	0	0	0	0	0	0
2. Alaska..... AK	N	0	0	0	0	0	0	0	0
3. Arizona..... AZ	N	0	0	0	0	0	0	0	0
4. Arkansas..... AR	N	0	0	0	0	0	0	0	0
5. California..... CA	N	0	0	0	0	0	0	0	0
6. Colorado..... CO	N	0	0	0	0	0	0	0	0
7. Connecticut..... CT	N	0	0	0	0	0	0	0	0
8. Delaware..... DE	N	0	0	0	0	0	0	0	0
9. District of Columbia..... DC	N	0	0	0	0	0	0	0	0
10. Florida..... FL	N	0	0	0	0	0	0	0	0
11. Georgia..... GA	N	0	0	0	0	0	0	0	0
12. Hawaii..... HI	N	0	0	0	0	0	0	0	0
13. Idaho..... ID	N	0	0	0	0	0	0	0	0
14. Illinois..... IL	N	0	0	0	0	0	0	0	0
15. Indiana..... IN	N	0	0	0	0	0	0	0	0
16. Iowa..... IA	N	0	0	0	0	0	0	0	0
17. Kansas..... KS	N	0	0	0	0	0	0	0	0
18. Kentucky..... KY	N	0	0	0	0	0	0	0	0
19. Louisiana..... LA	N	0	0	0	0	0	0	0	0
20. Maine..... ME	N	0	0	0	0	0	0	0	0
21. Maryland..... MD	N	0	0	0	0	0	0	0	0
22. Massachusetts..... MA	N	0	0	0	0	0	0	0	0
23. Michigan..... MI	N	0	0	0	0	0	0	0	0
24. Minnesota..... MN	N	0	0	0	0	0	0	0	0
25. Mississippi..... MS	N	0	0	0	0	0	0	0	0
26. Missouri..... MO	N	0	0	0	0	0	0	0	0
27. Montana..... MT	N	0	0	0	0	0	0	0	0
28. Nebraska..... NE	N	0	0	0	0	0	0	0	0
29. Nevada..... NV	N	0	0	0	0	0	0	0	0
30. New Hampshire..... NH	N	0	0	0	0	0	0	0	0
31. New Jersey..... NJ	N	0	0	0	0	0	0	0	0
32. New Mexico..... NM	N	0	0	0	0	0	0	0	0
33. New York..... NY	N	0	0	0	0	0	0	0	0
34. North Carolina..... NC	N	0	0	0	0	0	0	0	0
35. North Dakota..... ND	N	0	0	0	0	0	0	0	0
36. Ohio..... OH	L	0	84,117,094	699,485,849	0	0	0	783,602,943	12,036,764
37. Oklahoma..... OK	N	0	0	0	0	0	0	0	0
38. Oregon..... OR	N	0	0	0	0	0	0	0	0
39. Pennsylvania..... PA	N	0	0	0	0	0	0	0	0
40. Rhode Island..... RI	N	0	0	0	0	0	0	0	0
41. South Carolina..... SC	N	0	0	0	0	0	0	0	0
42. South Dakota..... SD	N	0	0	0	0	0	0	0	0
43. Tennessee..... TN	N	0	0	0	0	0	0	0	0
44. Texas..... TX	N	0	0	0	0	0	0	0	0
45. Utah..... UT	N	0	0	0	0	0	0	0	0
46. Vermont..... VT	N	0	0	0	0	0	0	0	0
47. Virginia..... VA	N	0	0	0	0	0	0	0	0
48. Washington..... WA	N	0	0	0	0	0	0	0	0
49. West Virginia..... WV	N	0	0	0	0	0	0	0	0
50. Wisconsin..... WI	N	0	0	0	0	0	0	0	0
51. Wyoming..... WY	N	0	0	0	0	0	0	0	0
52. American Samoa..... AS	N	0	0	0	0	0	0	0	0
53. Guam..... GU	N	0	0	0	0	0	0	0	0
54. Puerto Rico..... PR	N	0	0	0	0	0	0	0	0
55. U.S. Virgin Islands..... VI	N	0	0	0	0	0	0	0	0
56. Northern Mariana Islands..... MP	N	0	0	0	0	0	0	0	0
57. Canada..... CAN	N	0	0	0	0	0	0	0	0
58. Aggregate Other Aliens..... OT	XXX	0	0	0	0	0	0	0	0
59. Subtotal	XXX	0	84,117,094	699,485,849	0	0	0	783,602,943	12,036,764
60. Reporting Entity Contributions for Employee Benefit Plans.....	XXX	0	0	0	0	0	0	0	0
61. Totals (Direct Business)	XXX	0	84,117,094	699,485,849	0	0	0	783,602,943	12,036,764
DETAILS OF WRITE-INS									
58001.....	XXX								
58002.....	XXX								
58003.....	XXX								
58998. Summary of remaining write-ins for Line 58 from overflow page	XXX	0	0	0	0	0	0	0	0
58999. Totals (Lines 58001 through 58003 plus 58998)(Line 58 above)	XXX	0	0	0	0	0	0	0	0

(a) Active Status Counts:

L - Licensed or Chartered - Licensed Insurance carrier or domiciled RRG.....1

E - Eligible - Reporting entities eligible or approved to write surplus lines in the state.....0

N - None of the above - Not allowed to write business in the state.....56

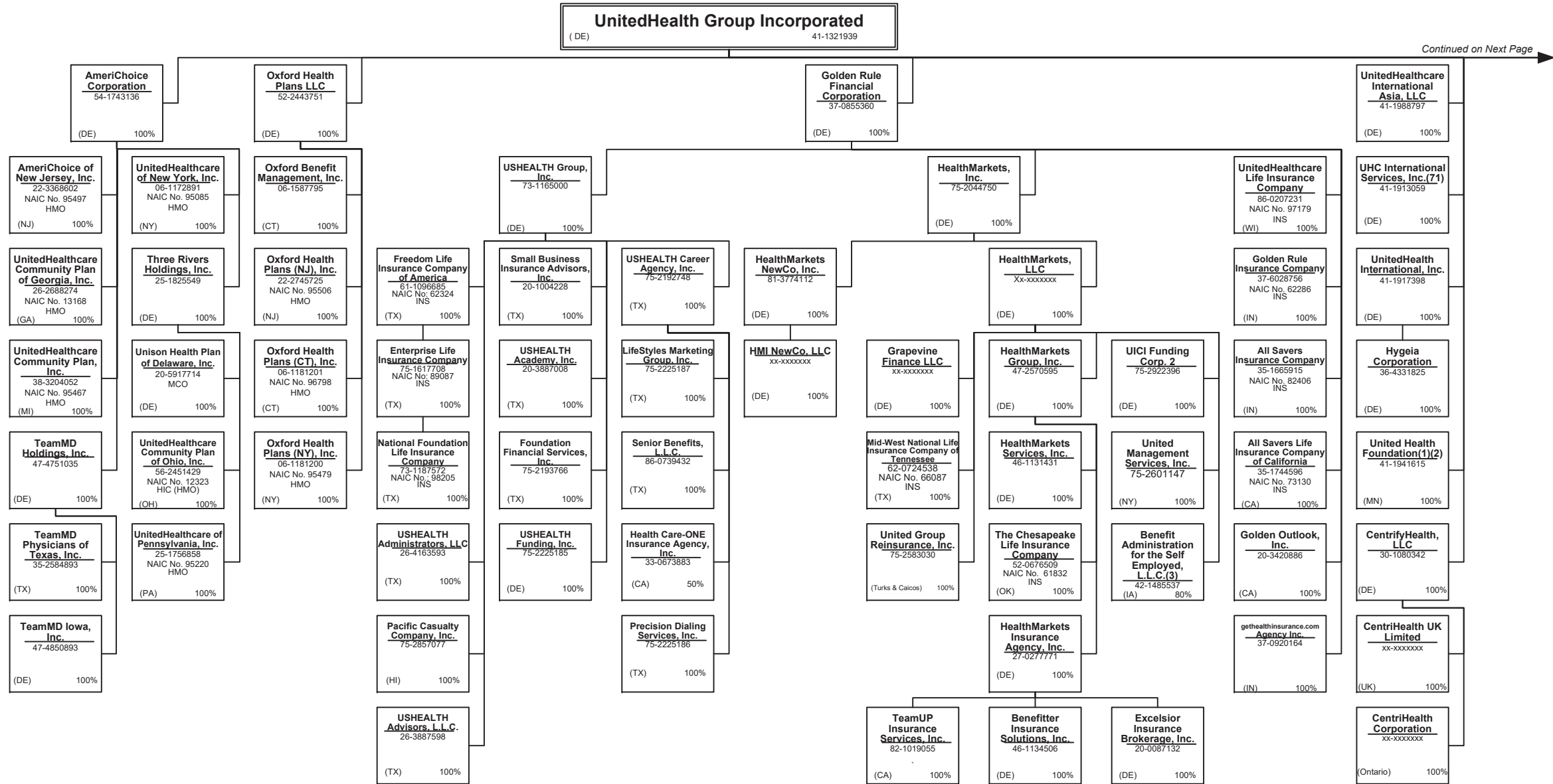
R - Registered - Non-domiciled RRGs.....0

Q - Qualified - Qualified or accredited reinsurer.....0

Premiums allocated by state based upon Geographic Market.

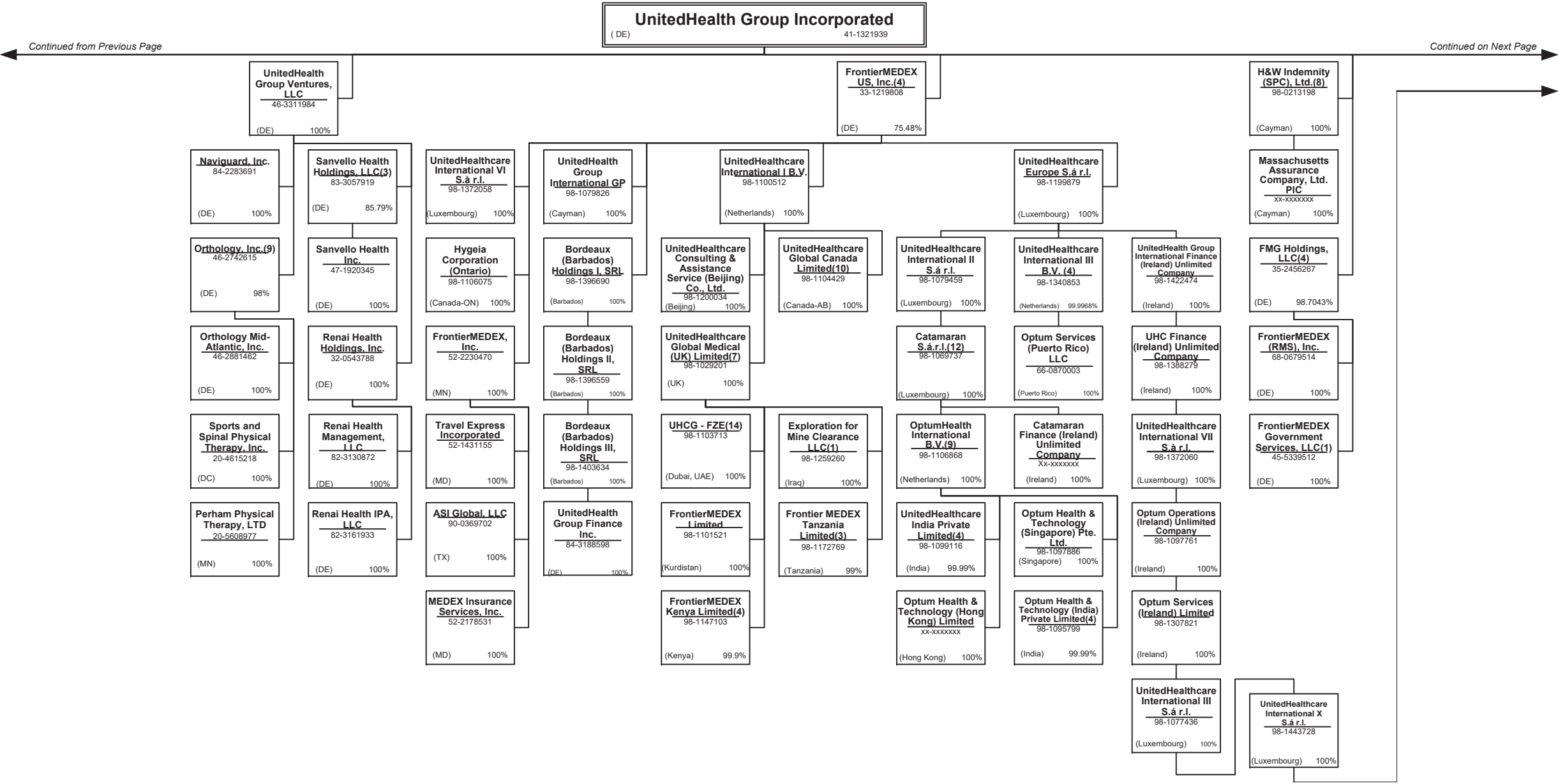
SCHEDULE Y – INFORMATION CONCERNING ACTIVITIES OF INSURER MEMBERS OF A HOLDING COMPANY GROUP

PART 1 – ORGANIZATIONAL CHART



SCHEDULE Y – INFORMATION CONCERNING ACTIVITIES OF INSURER MEMBERS OF A HOLDING COMPANY GROUP

PART 1 – ORGANIZATIONAL CHART



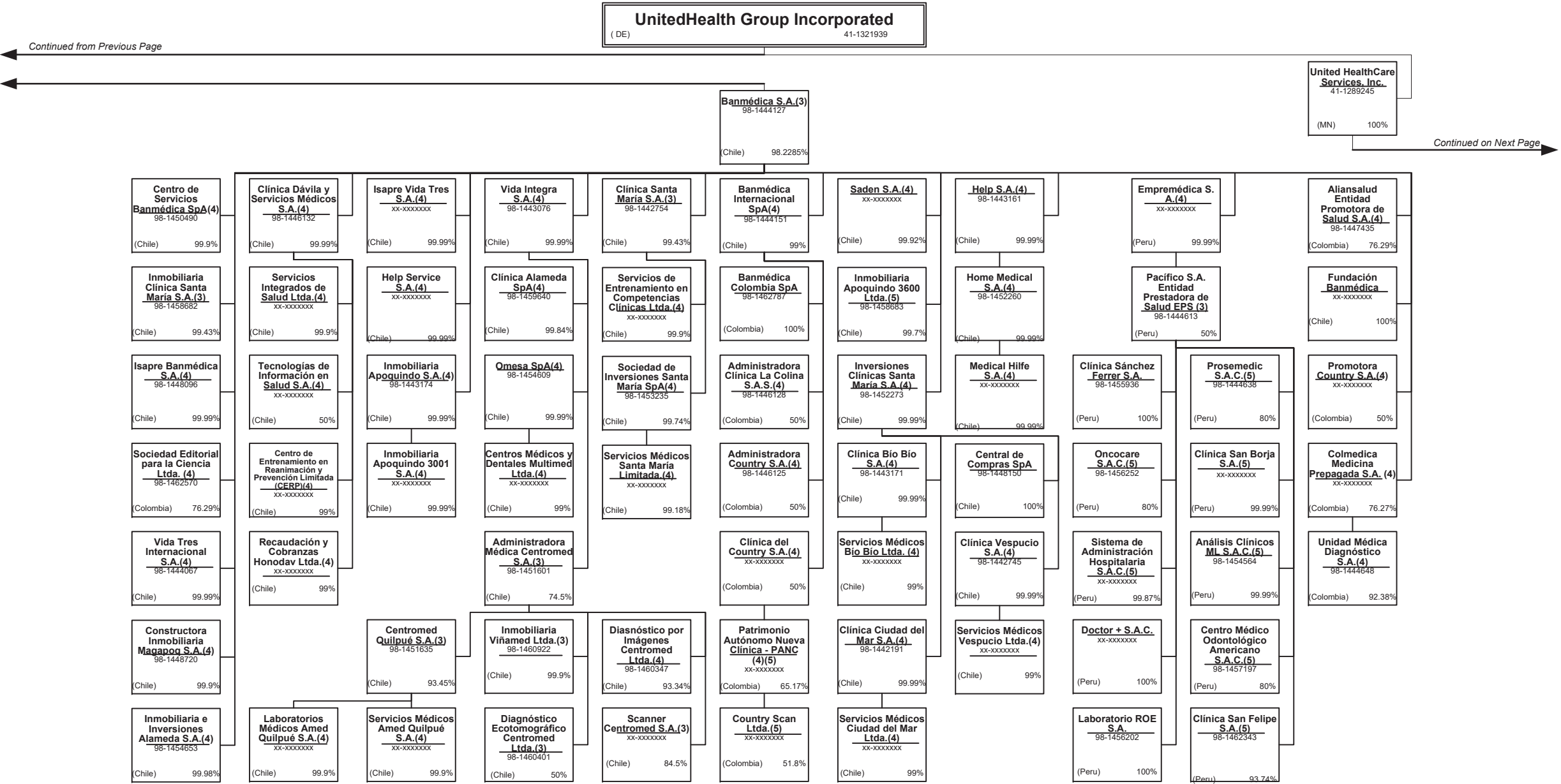
Continued from Previous Page

Continued on Next Page

Bordeaux International Holdings, Inc.



SCHEDULE Y – INFORMATION CONCERNING ACTIVITIES OF INSURER MEMBERS OF A HOLDING COMPANY GROUP
PART 1 – ORGANIZATIONAL CHART

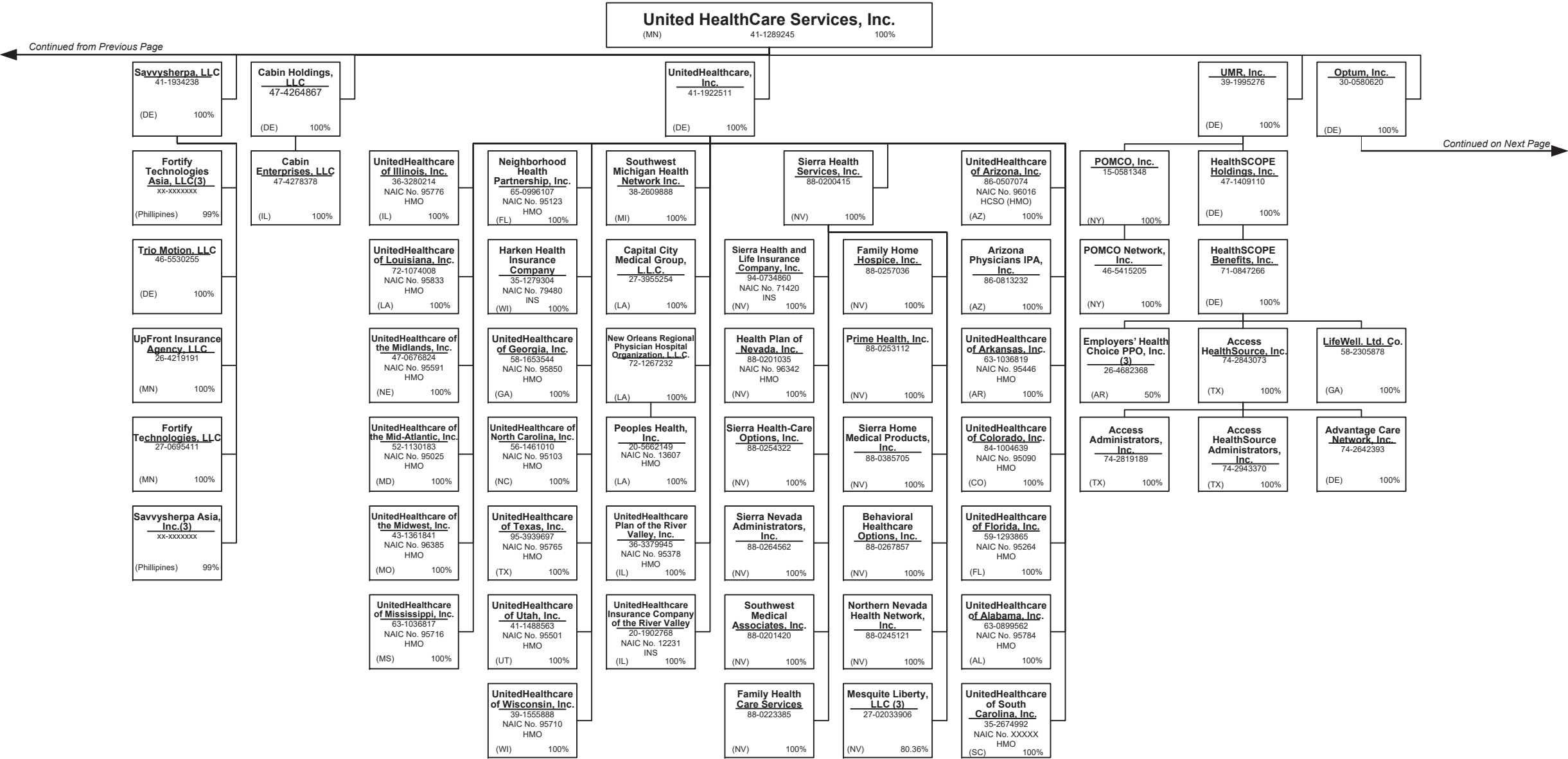


15.4

15.4



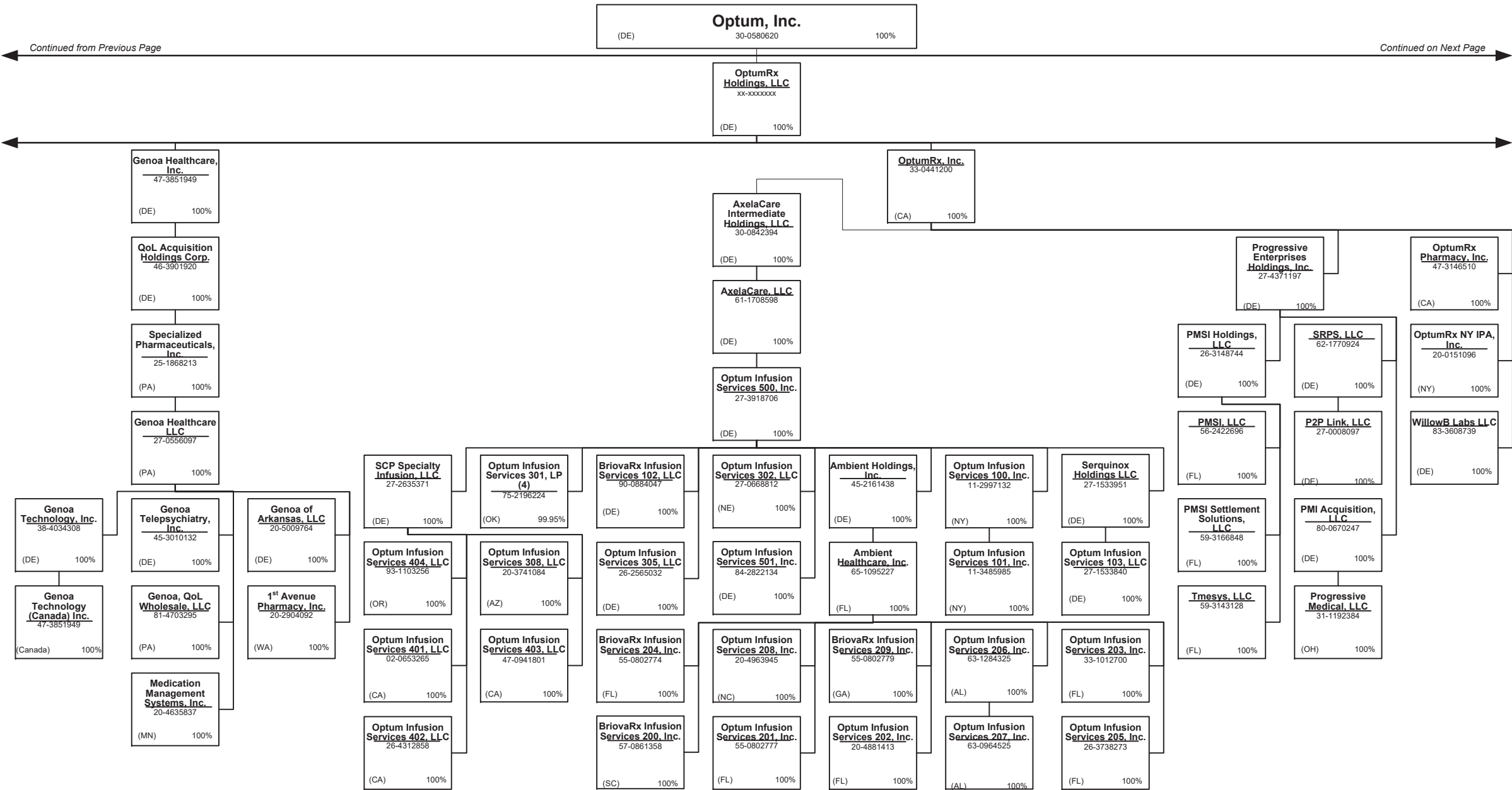
SCHEDULE Y – INFORMATION CONCERNING ACTIVITIES OF INSURER MEMBERS OF A HOLDING COMPANY GROUP
PART 1 – ORGANIZATIONAL CHART



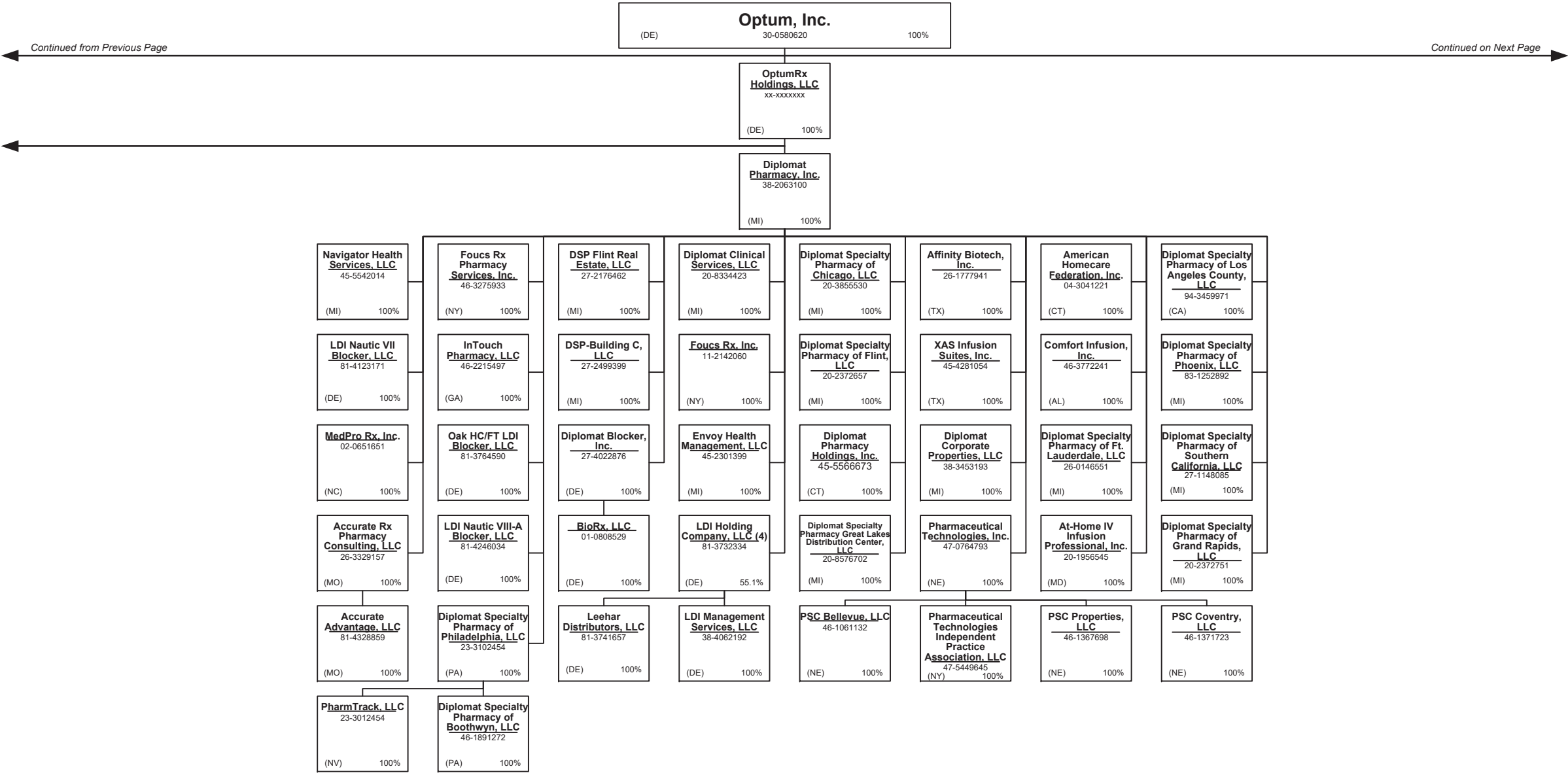
Continued from Previous Page Continued on Next Page



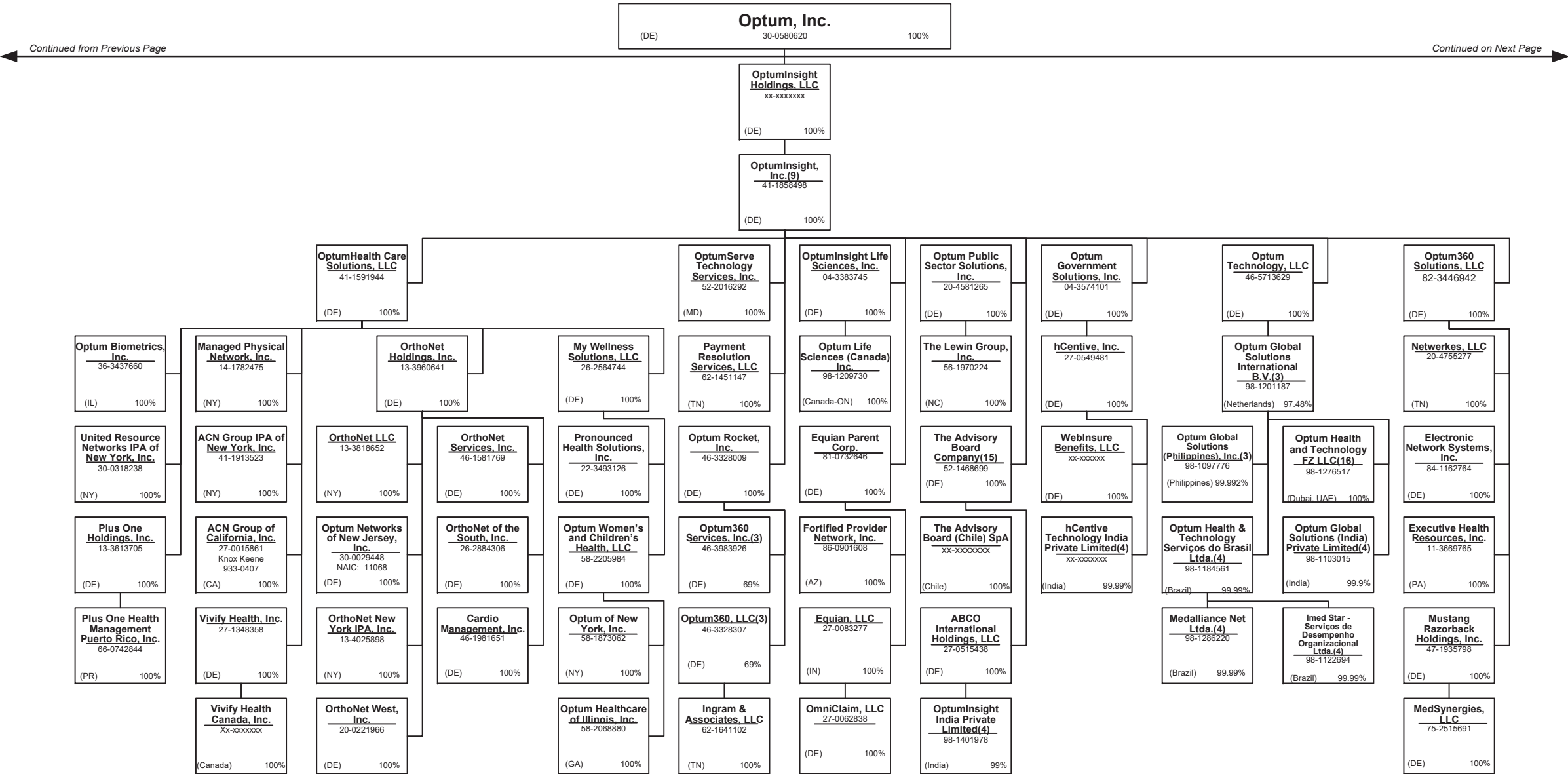
SCHEDULE Y – INFORMATION CONCERNING ACTIVITIES OF INSURER MEMBERS OF A HOLDING COMPANY GROUP
PART 1 – ORGANIZATIONAL CHART



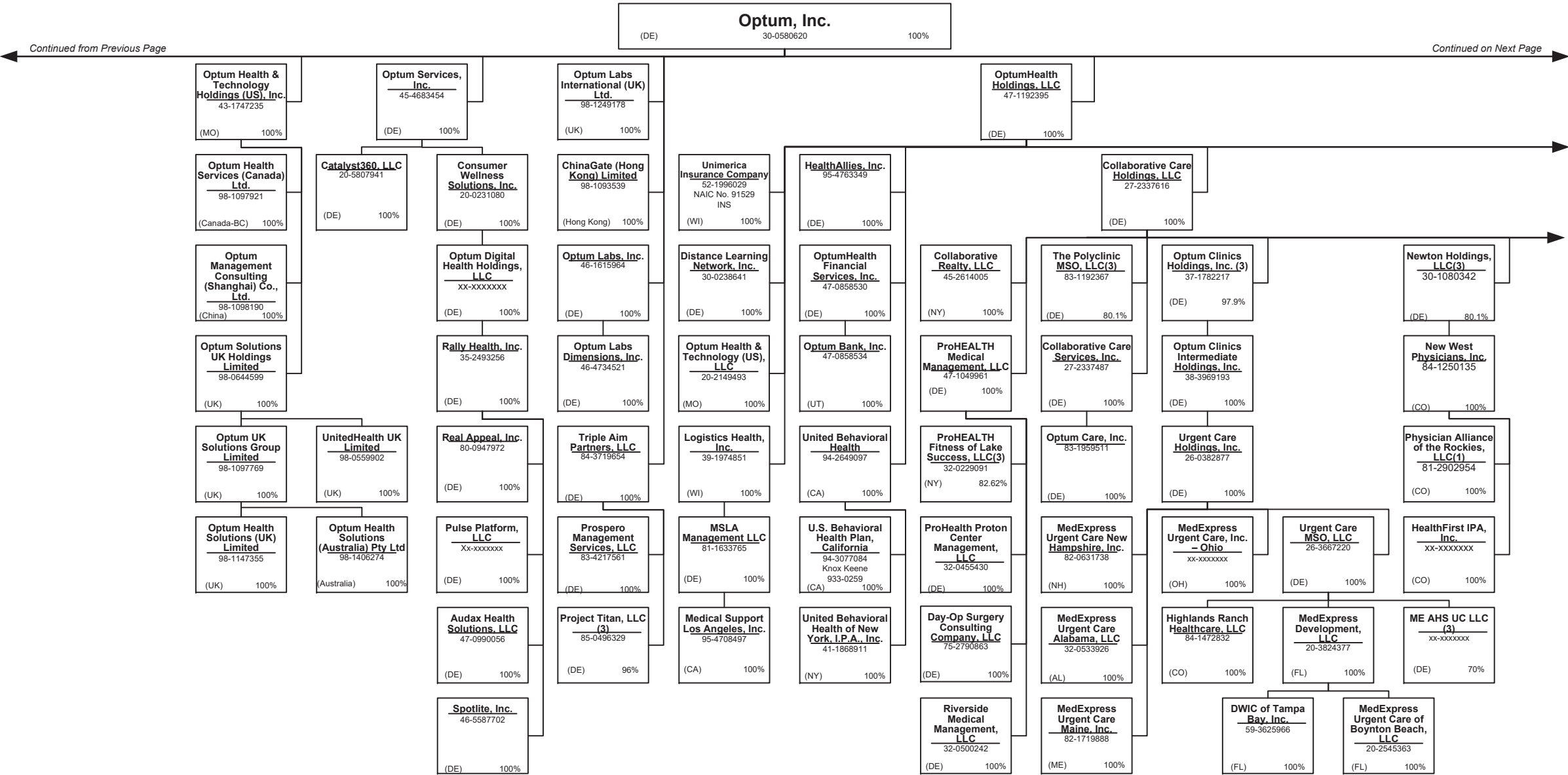
SCHEDULE Y – INFORMATION CONCERNING ACTIVITIES OF INSURER MEMBERS OF A HOLDING COMPANY GROUP
PART 1 – ORGANIZATIONAL CHART



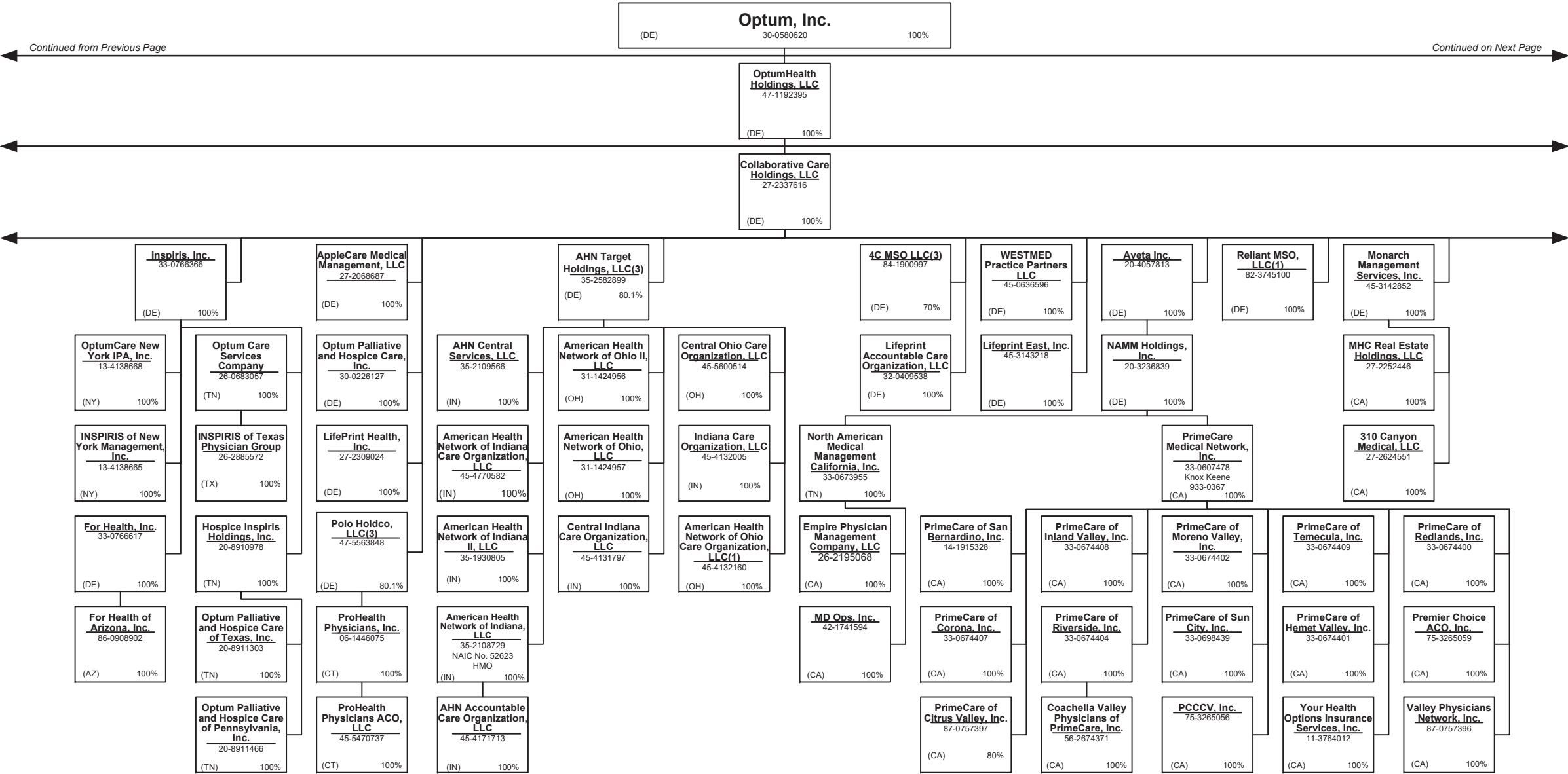
SCHEDULE Y – INFORMATION CONCERNING ACTIVITIES OF INSURER MEMBERS OF A HOLDING COMPANY GROUP
PART 1 – ORGANIZATIONAL CHART



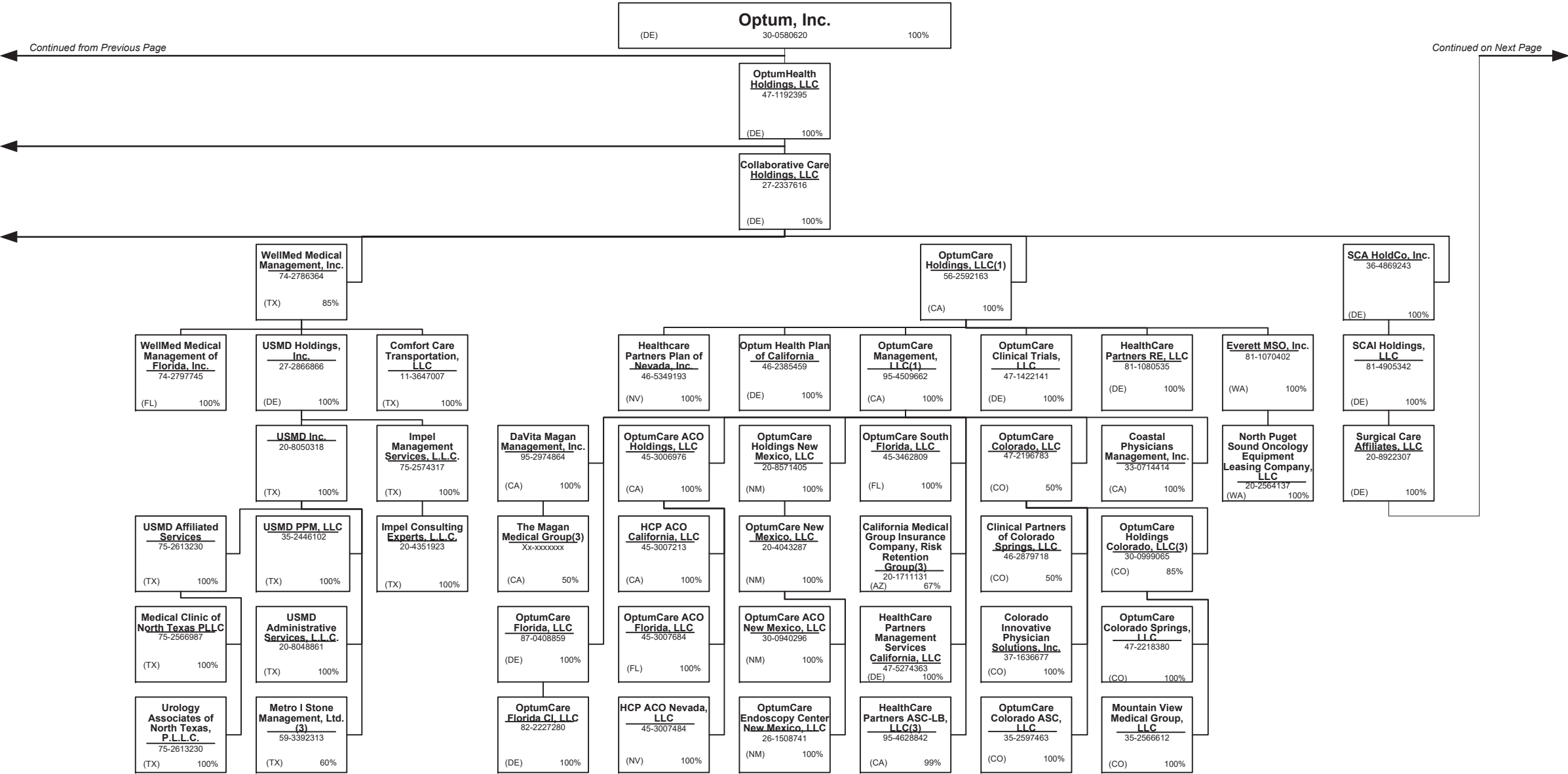
SCHEDULE Y – INFORMATION CONCERNING ACTIVITIES OF INSURER MEMBERS OF A HOLDING COMPANY GROUP
PART 1 – ORGANIZATIONAL CHART



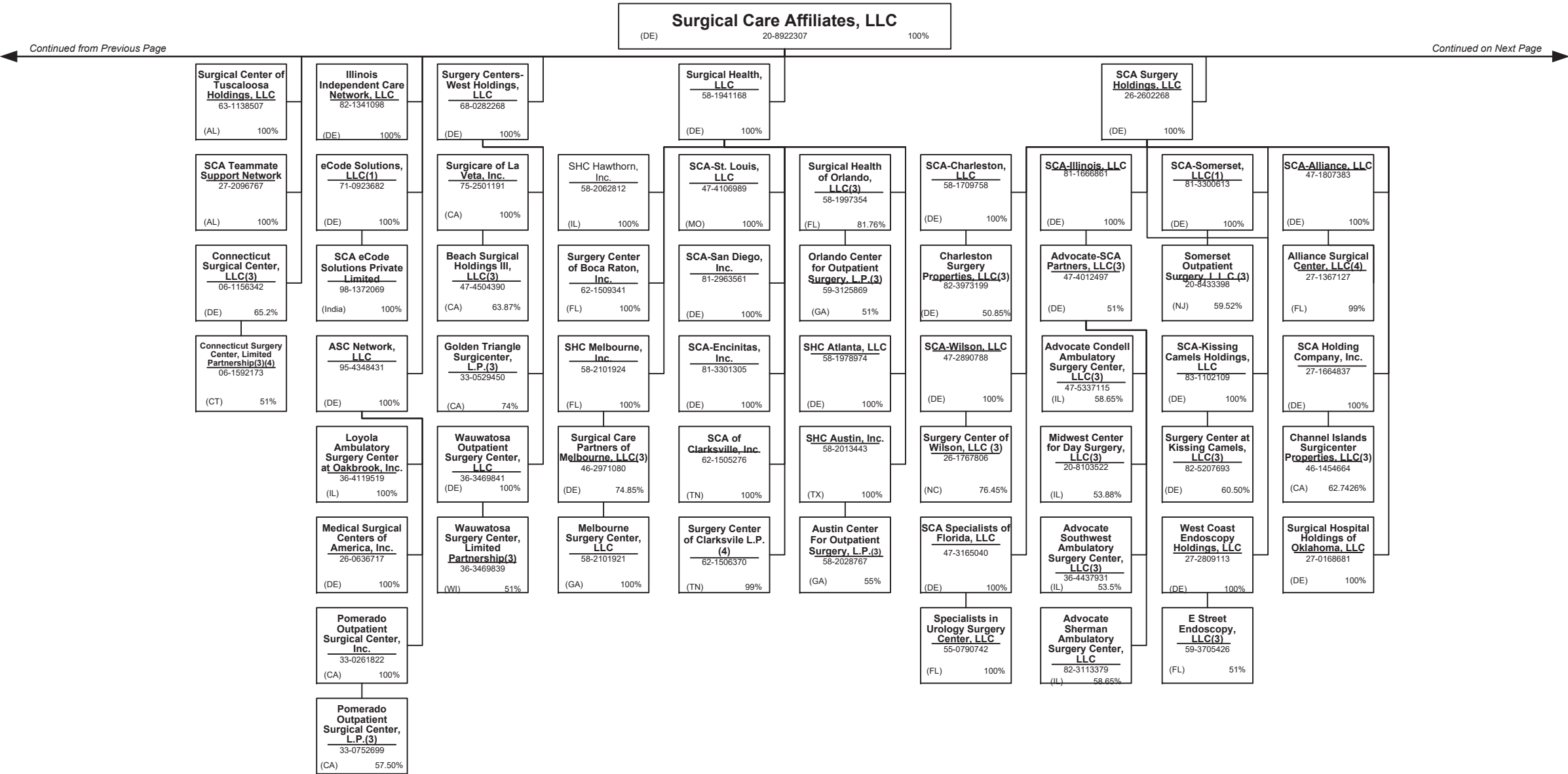
SCHEDULE Y – INFORMATION CONCERNING ACTIVITIES OF INSURER MEMBERS OF A HOLDING COMPANY GROUP
PART 1 – ORGANIZATIONAL CHART




SCHEDULE Y – INFORMATION CONCERNING ACTIVITIES OF INSURER MEMBERS OF A HOLDING COMPANY GROUP
PART 1 – ORGANIZATIONAL CHART



SCHEDULE Y – INFORMATION CONCERNING ACTIVITIES OF INSURER MEMBERS OF A HOLDING COMPANY GROUP
PART 1 – ORGANIZATIONAL CHART

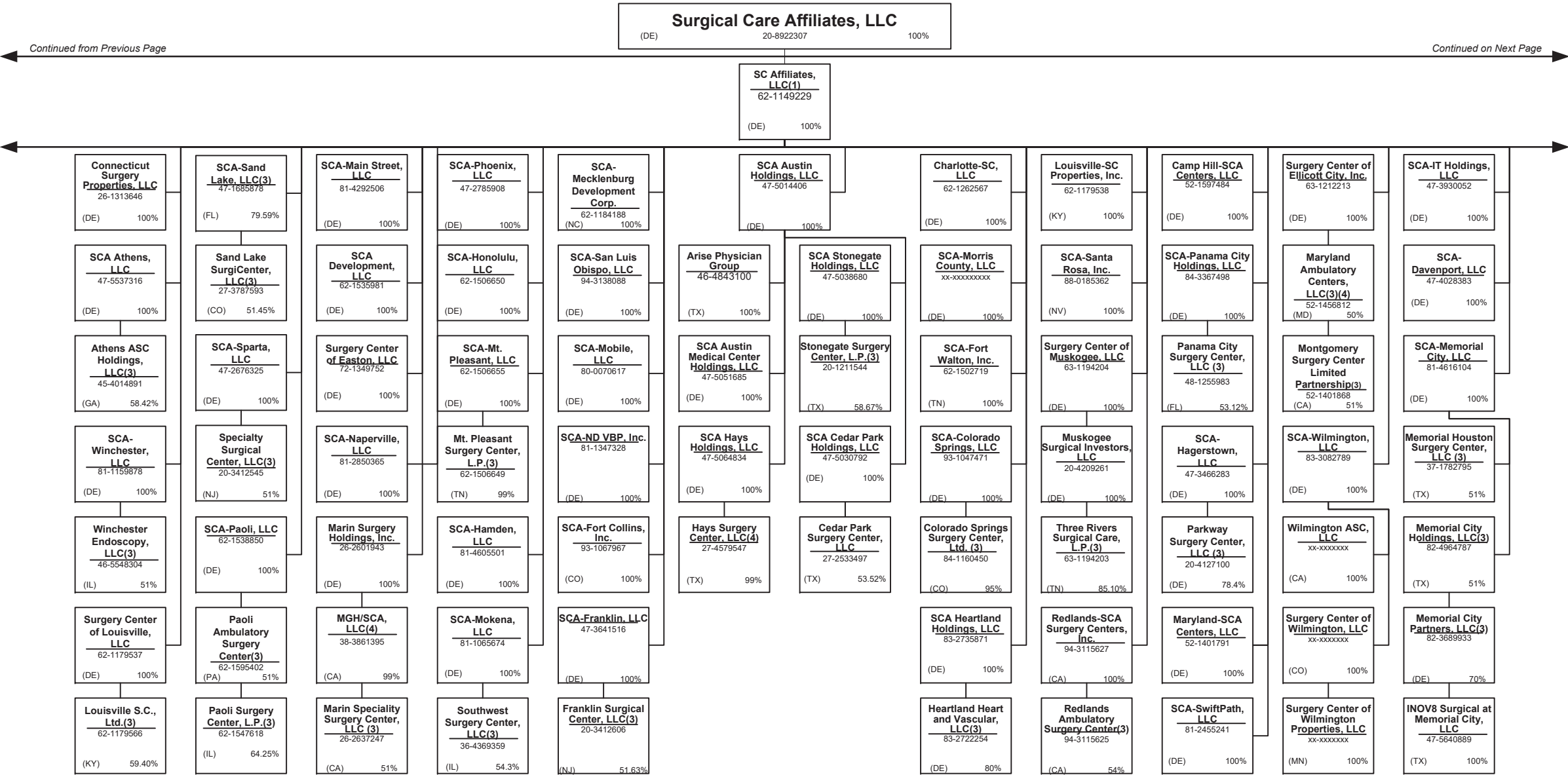


Continued from Previous Page Continued on Next Page

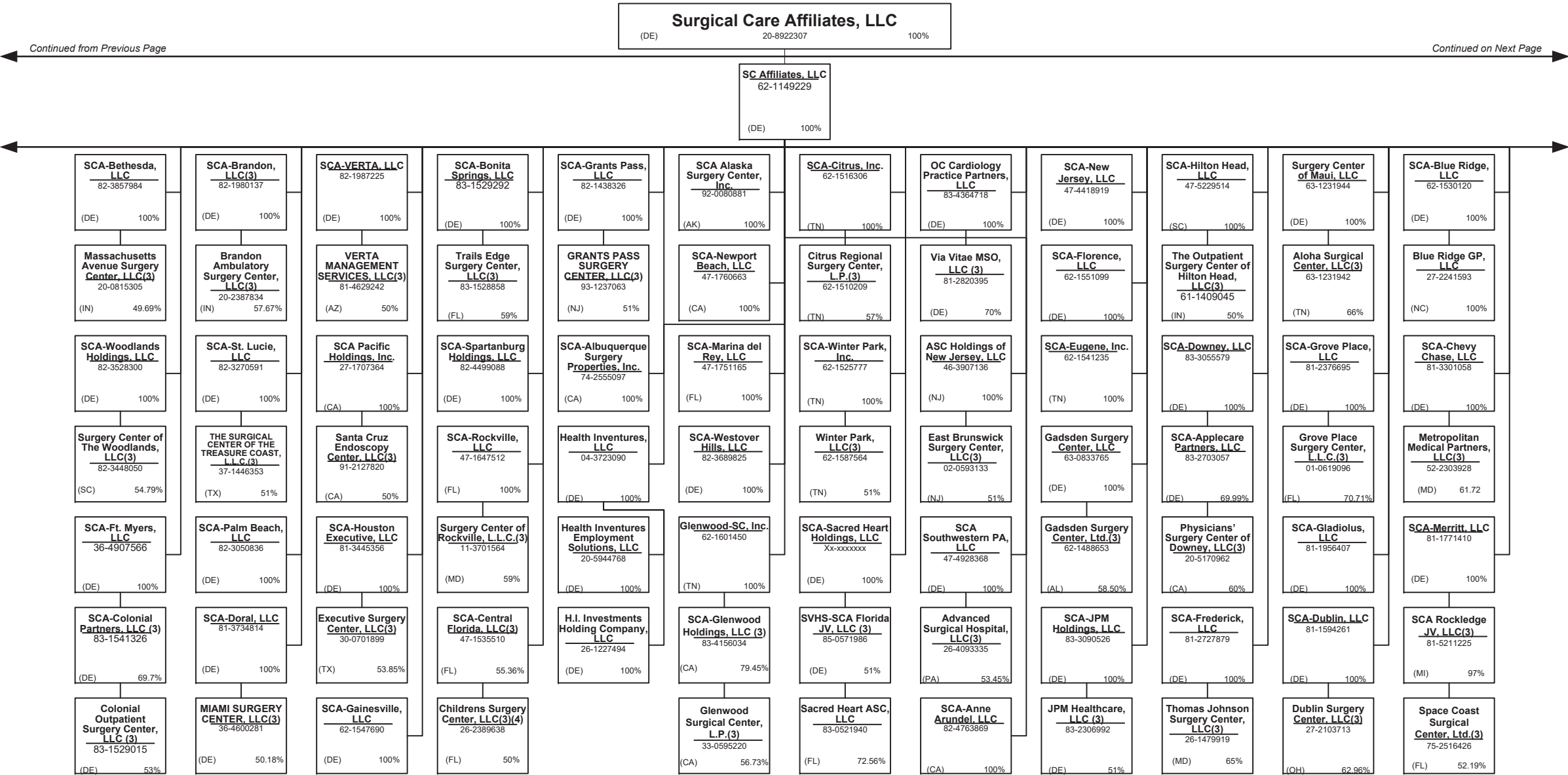


SCHEDULE Y – INFORMATION CONCERNING ACTIVITIES OF INSURER MEMBERS OF A HOLDING COMPANY GROUP

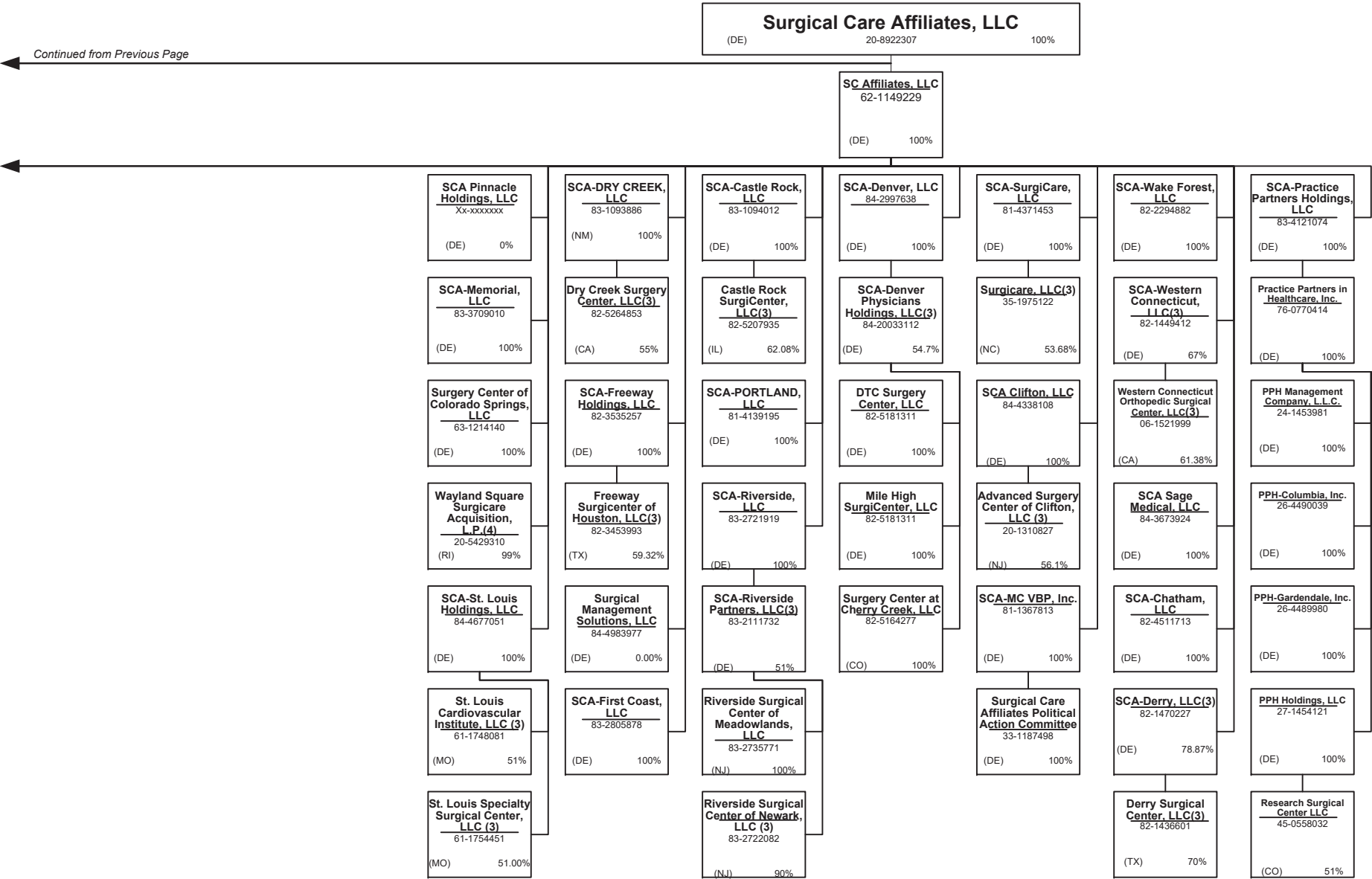
PART 1 – ORGANIZATIONAL CHART



SCHEDULE Y – INFORMATION CONCERNING ACTIVITIES OF INSURER MEMBERS OF A HOLDING COMPANY GROUP
PART 1 – ORGANIZATIONAL CHART



SCHEDULE Y – INFORMATION CONCERNING ACTIVITIES OF INSURER MEMBERS OF A HOLDING COMPANY GROUP
PART 1 – ORGANIZATIONAL CHART



SCHEDULE Y – INFORMATION CONCERNING ACTIVITIES OF INSURER MEMBERS OF A HOLDING COMPANY GROUP**PART 1 – ORGANIZATIONAL CHART**

Minority Held or Physician Owned Entities

Entity	FEIN	Juris.	Entity	FEIN	Juris.
4C Medical Group, PLC	45-2402948	AZ	Everett Physicians, Inc. P.S.	81-1625636	WA
4C MHT, LLC	35-2564092	AZ	First Hill Surgery Center, LLC	47-2066485	WA
A.G. Dikengil, Inc.	22-3149900	NJ	Florence Surgery Center, L.P.	62-1551098	TN
Alaska Spine Center, LLC	92-0175856	AK	Fort Worth Endoscopy Centers, LLC	77-0368346	TX
Alaska Surgery Center, Limited Partnership	93-0982396	AK	Gladiolus Surgery Center, LLC	65-1025514	FL
Anne Arundel-SCA Holdings, LLC	82-5124069	MD	Greater Phoenix Collaborative Care, P.C.	27-2337725	AZ
Anne Arundel-SCA Surgicenter, LLC	82-4763728	MD	Greensboro Specialty Surgery Center, LLC	36-4053840	NC
AppleCare Hospitalists Medical Group, Inc.	14-1890491	CA	Grossmont Surgery Center, L.P.	33-0749339	CA
AppleCare Medical ACO, LLC	45-2852872	CA	Grossmont Surgery Center, L.P.	33-0749339	CA
AppleCare Medical Group St. Francis, Inc.	33-0845269	CA	HealthCare Partners Affiliates Medical Group	95-4526112	CA
AppleCare Medical Group, Inc.	33-0898174	CA	HealthCare Partners ASC-HB, LLC	26-4247365	CA
ARTA Health Network, P.C.	46-1772418	CA	HealthCare Partners ASC-LB, LLC	95-4628842	CA
ARTA Western California, Inc.	33-0658815	CA	HealthCare Partners Associates Medical Group, P.C.	45-5273760	CA
Aspectus, Inc.	04-3403101	MA	HealthCare Partners Medical Group, P.C.	95-4340584	CA
Beach Surgical Holdings II LLC	47-2083076	CA	HealthEast Surgery Center-Maplewood, LLC	20-3349887	MN
Better Health Value Network, LLC	47-4349079	WA	Hemonefro – Hemodiálise e Nefrologia Ltda		BRA
Bexar Imaging Center, LLC	22-3858211	TX	HFHS-SCA Holdings, LLC	46-5291602	MI
Birmingham Outpatient Surgery Center, Ltd., an Alabama Limited Partnership	63-0984076	AL	Homecare Dimensions of Florida, Inc.		TX
Blue Ridge Day Surgery Center, L.P.	62-1530122	TN	Homecare Dimensions, Inc.		TX
Blue Ridge Properties, LLC	37-1945431	DE	IN Style OPTICAL, LLC	27-3296953	MA
Boca Raton Outpatient Surgery & Laser Center, Ltd.	65-0241934	FL	Inland Faculty Medical Group, Inc.	33-0618077	CA
California Spring Holdings, PC	81-0881243	CA	Inspiris Medical Services of New Jersey, P.C.	45-2563134	NJ
Camp Hill Ambulatory Centers	52-1597478	PA	INSPIRIS of Michigan Medical Services, P.C.	27-1561674	MI
CCEC Anesthesia Management, LLC	82-1715584	TX	INSPIRIS of New York Medical Services, P.C.	13-4168739	NY
Centers for Family Medicine, GP	33-0483510	CA	INSPIRIS of Pennsylvania Medical Services, P.C.	26-2895670	PA
Charleston Surgery Center Limited Partnership	58-1709761	SC	Lexington Surgery Center, Ltd.	61-1028180	KY
Charlotte Surgery Center, LLC	56-1449531	NC	LGH-A/GOLF ASTC, L.L.C.	36-3468942	IL
Chatham Orthopaedic ASC, LLC	82-4075002	GA	Liberty Anesthesia Services, LLC	81-4465348	IL
Cleburne Surgical Center, LLC	20-3742012	TX	Loyola Ambulatory Surgery Center at Oakbrook, L.P.	36-4119522	IL
Clinton Partners, LLC	20-2236024	MI	March Holdings, Inc.	20-2880404	CA
Corpus Christi Endoscopy Center, L.L.P.	20-2595593	TX	March Vision Care Group, Incorporated	95-4874334	CA
David Moen, M.D. P.C.	81-5101448	NY	March Vision Care IPA, Inc.	27-3115058	NY
David R. Ferrell, M.D., P.C.	45-2380022	NV	March Vision Care, Inc.	20-3042852	CA
Day-OP Center Of Long Island Inc.	11-2811353	NY	MAT-RX DEVELOPMENT, L.L.C.	43-1967820	TX
Denton Endoscopy Surgery Center, LLC		TX	McKenzie Surgery Center, L.P.	62-1600267	TN
Denton Surgery Center, LLC	47-0926556	TX	ME Urgent Care Nebraska, Inc.	81-0936574	NE
Durable Medical Equipment, Inc.	04-3106404	MA	MedExpress Primary Care Arizona, P.C.	81-4550969	AZ
Empire Physicians' Medical Group, Inc.	33-0181426	CA	MedExpress Primary Care Kansas, P.A.	81-4605885	KS

SCHEDULE Y – INFORMATION CONCERNING ACTIVITIES OF INSURER MEMBERS OF A HOLDING COMPANY GROUP**PART 1 – ORGANIZATIONAL CHART**

Minority Held or Physician Owned Entities

Entity	FEIN	Juris.	Entity	FEIN	Juris.
MedExpress Primary Care Maryland, P.C.	82-3384324	MD	MedExpress Urgent Care, P.S.C. - Kentucky	83-1565124	KY
MedExpress Primary Care Massachusetts, P.C.	82-1096099	MA	MedExpress, Inc. – Delaware	45-5436856	DE
MedExpress Primary Care Minnesota P.C.	81-4396738	MN	Memorial Healthcare IPA, GP	95-4688463	CA
MedExpress Primary Care Oklahoma, P.C.	83-1077265	OK	MHCH, Inc.	80-0507474	CA
MedExpress Primary Care South Carolina, P.C.	83-0764858	SC	Midlands Orthopaedics Surgery Center, LLC	20-3345412	SC
MedExpress Primary Care Texas, P.A.	84-2500750	TX	Mobile Medical Services, P.C.	30-0445773	NY
MedExpress Primary Care Virginia, P.C.	82-3395792	VA	Mobile-SC, LTD.	63-0883553	AL
MedExpress Primary Care West Virginia, Inc.	82-4401181	WV	Monarch Health Plan, Inc.	22-3935634	CA
MedExpress Primary Care Wisconsin, S.C.	81-4563448	WI	Monarch HealthCare, A Medical Group, Inc.	33-0587660	CA
MedExpress Urgent Care – New Jersey, P.C.	45-5388778	NJ	Monarch Hospice, LLC	30-0606451	CA
MedExpress Urgent Care - Northern New Jersey PC	83-2089623	NJ	Mosaic Management Services, Inc.	20-5892451	CA
MedExpress Urgent Care Arizona, P.C.	81-4030280	AZ	NAMM Medical Group Holdings, Inc.	56-2627070	CA
MedExpress Urgent Care Arkansas, P.A.	46-4348120	AZ	NAMM MGH, Inc.	61-1627269	CA
MedExpress Urgent Care California, P.C.	82-0930142	CA	Nifty After Fifty/Monarch, LLC	26-2995765	CA
MedExpress Urgent Care Connecticut, P.C.	81-1956812	CT	North Dallas Surgical Center, LLC	27-2248103	DE
MedExpress Urgent Care Idaho, P.C.	82-1135336	ID	Northern Rockies Surgery Center, L.P.	63-1240726	TN
MedExpress Urgent Care Illinois, P.C.	47-4308614	IL	Northridge Medical Group, Inc.	95-4748023	CA
MedExpress Urgent Care Iowa, P.C.	81-5353472	IA	NPN IPA Washington, PLLC	61-1855159	WA
MedExpress Urgent Care Kansas, P.A.	47-1919283	KS	NSC Greensboro West, LLC	56-1963226	DE
MedExpress Urgent Care Minnesota P.C.	81-1125396	MN	OPHTHALMOLOGY SURGERY CENTER OF DALLAS, LLC	26-1914835	TX
MedExpress Urgent Care Missouri P.C.	47-3132625	MO	Optum Clinic, P.A.	75-2778455	TX
MedExpress Urgent Care North Carolina, P.C.	81-5138747	NC	Optum Medical Services of California, P.C.	30-0826311	CA
MedExpress Urgent Care Oregon, P.C.	82-1919436	OR	Optum Medical Services of Colorado, P.C.	45-5424191	CO
MedExpress Urgent Care Rhode Island, P.C.	81-5362765	RI	Optum Medical Services, P.C.	45-3866363	NC
MedExpress Urgent Care South Carolina, P.C.	81-5380706	SC	OREGON OUTPATIENT SURGERY CENTER, LLC	22-3883387	OR
MedExpress Urgent Care Texas, P.A.	47-5147441	TX	Park Hill Surgery Center, LLC	45-1484375	TX
MedExpress Urgent Care Washington, P.C.	82-2443118	WA	Perham Physical Therapy, LTD	20-5608977	MN
MedExpress Urgent Care Wisconsin, S.C.	81-4281678	WI	Physician Associates of the Greater San Gabriel Valley, a Medical Group		CA
MedExpress Urgent Care, Inc. – West Virginia	26-4546400	WV	Physician Partners Medical Group, Inc.	30-0516435	CA
MedExpress Urgent Care, P.C. – Georgia	47-1804667	GA	Physicians Care Network, L.L.C.	91-1822767	WA
MedExpress Urgent Care, P.C. – Indiana	90-0929572	IN	Plano de Saúde Ana Costa Ltda.	98-1388873	BRA
MedExpress Urgent Care, P.C. – Maryland	45-3461101	MD	Polyclinic Management Services Company, LLC	46-0508606	WA
MedExpress Urgent Care, P.C. – Massachusetts	47-1857908	MA	Primary Care Associated Medical Group, Inc.	33-0527335	CA
MedExpress Urgent Care, P.C. – Michigan	46-4793937	MI	Prime Community Care, Inc.	30-0516440	CA
MedExpress Urgent Care, P.C. – Oklahoma	47-1824365	OK	ProHEALTH Accountable Care Medical Group, PLLC	45-4469117	NY
MedExpress Urgent Care, P.C. – Pennsylvania	26-3750502	PA	ProHEALTH Ambulatory Surgery Center, Inc.	11-3447394	NY
MedExpress Urgent Care, P.C. – Tennessee	45-4973138	TN	ProHEALTH Care Associates of New Jersey LLP	47-5656253	NJ
MedExpress Urgent Care, P.C. – Virginia	45-3123110	VA	ProHEALTH Care Associates, L.L.P.	11-3355604	NY

SCHEDULE Y – INFORMATION CONCERNING ACTIVITIES OF INSURER MEMBERS OF A HOLDING COMPANY GROUP**PART 1 – ORGANIZATIONAL CHART**

Minority Held or Physician Owned Entities

Entity	FEIN	Juris.	Entity	FEIN	Juris.
ProHealth Physicians ACO, LLC	45-5470737	CT	Texas Health Flower Mound Orthopedic Surgery Center, LLC	80-0866449	TX
ProHealth Physicians, P.C.	06-1469068	CT	Texas Health Orthopedic Surgery Center Alliance, LLC	81-4977249	TX
ProHEALTH Urgent Care Medicine of New Jersey LLP	47-5661535	NJ	Texas Health Surgery Center Alliance, LLC	82-2296081	TX
ProHEALTH Urgent Care Medicine, PLLC	46-1883579	NY	Texas Health Surgery Center Bedford, LLC	82-1307876	TX
Prospero Health Partners New York, P.C.	82-2400620	NY	Texas Health Surgery Center Las Colinas, LLC	83-0781259	TX
Prospero Health Partners, P.C.	84-3234753	MN	Texas Health Surgery Center Preston Plaza, LLC	20-3991622	TX
Providence & SCA Off-Campus Holdings, LLC	82-3765555	DE	Texas Health Surgery Center Rockwall, LLC	47-4425996	TX
Providence & SCA On-Campus Holdings, LLC	82-3270499	DE	Texas Health Surgery Center Southwest Fort Worth, LLC	84-3814490	TX
Providence & SCA Outreach Markets Holdings, LLC	83-1591205	DE	Texas Health Surgery Center Waxahachie, LLC	83-1464243	TX
PS Center, LLC	90-0876656	CA	Texas Health Surgery Center Willow Park, LLC		TX
Redlands Family Practice Medical Group, Inc.	56-2627067	CA	The Everett Clinic, PLLC	91-0214500	WA
Reliant Medical Group The Endoscopy Center, LLC	20-5251393	MA	The Eye Surgery Center of the Carolinas, L.P.	20-5562797	NC
Reliant Medical Group, Inc.	04-2472266	MA	The Polyclinic, PLLC	91-0369070	WA
Riverside Community Healthplan Medical Group, Inc.	33-0055097	CA	THR-SCA Holdings, LLC	46-1096461	TX
Riverside Electronic Healthcare Resources, Inc.	20-3420379	CA	Trauma Surgery Affiliates, LLC	46-5482620	TX
Riverside Pediatric Group, P.C.	22-3624559	NJ	USMD Diagnostic Services, LLC	27-2803133	TX
Robert B. McBeath, M.D. II, P.C.	86-0857176	NV	USMD of Arlington GP, L.L.C.	73-1662757	TX
Robert B. McBeath, M.D. III, P.C.	46-2662506	NV	Virtual Therapeutics Corporation		DE
Robert B. McBeath, M.D., Professional Corporation	88-0310956	NV	Walnut Hill Surgery Center, LLC	36-4499777	TX
Sanvello Behavioral Health Services of Texas, P.A.	84-3152209	TX	Waypoint Minnesota PC	46-2854394	MN
Sanvello Behavioral Health Services, P.A.	84-1754732	DE	Waypoint Minnesota Sports PC	46-3949765	MN
SCA Sage Medical MSO, LLC	84-3689385	DE	WellMed Medical Group, P.A.	74-2574229	TX
South Arlington Surgical Providers, LLC	75-2723958	TX	WellMed Network of Florida, Inc.	35-2314192	TX
Southern California Medical Practice Concepts, LLC	30-0743767	CA	WellMed Networks - DFW, Inc.	41-2250215	TX
Spartanburg Surgery Center, LLC	57-0953005	SC	WellMed Networks, Inc.	74-2889447	TX
St. Cloud Outpatient Surgery, Ltd., a Minnesota Limited Partnership	75-2201400	MN	WellMed of Las Cruces, Inc.	92-0183013	TX
Surgery Center at St. Vincent, LLC	81-3129674	OR	West Valley Internal Medicine Associates, L.L.C.	86-0899846	AZ
Surgery Center of Lexington, LLC	62-1179539	DE	West Valley Urgent Care, LLC	86-1029261	AZ
Surgical Eye Experts, LLC	65-1321064	MA	WND Medical, PLLC	45-2158334	TX
Surgicare of Jackson, Ltd., a Mississippi Limited Partnership	75-2162993	MS	XLHome Michigan, P.C.	46-3537245	MI
Surgicare of La Veta, Ltd., a California Limited Partnership	75-2507129	CA	XLHome Northeast, P.C.	45-5530241	NJ
Surgicare of Minneapolis, Ltd., a Minnesota Limited Partnership	41-1624905	MN	XLHome Oklahoma, Inc.	46-2931689	OK
Surgicare of Mobile, Ltd.	75-2459715	AL	XLHome, P.C.	27-3543997	MD
SurgiCenter of San Antonio at Westover Hills, LLC	82-3717201	TX			
Taidene Medical Ltd.	98-1260384	CAN			
Talbert Medical Group, P.C.	93-1172065	CA			
TeamMD Physicians, P.C.	42-1446216	IA			
Texas Health Craig Ranch Surgery Center, LLC	38-3897811	TX			

UnitedHealth Group Incorporated Organizational Chart

As of March 31, 2020

Notes

- (1) Entity is owned in full or in part by a UnitedHealth Group Incorporated friendly physician.
- (2) Control of the Foundation is based on sole membership, not the ownership of voting securities.
- (3) The remaining percentage is owned either by a non-affiliated entity, outside investor(s), former company officer(s), or third party shareholder(s).
- (4) The minority percentage is owned by one or more affiliated UnitedHealth Group Incorporated subsidiaries. Voting rights do vary.
- (5) No information of the other shareholder(s) has been provided
- (6) General partnership interests are held by United HealthCare Services, Inc. (89.77%) and by UnitedHealthcare, Inc. (10.23%). United HealthCare Services, Inc. also holds 100% of the limited partnership interests. When combining general and limited partner interests, United HealthCare Services, Inc. owns 94.18% and UnitedHealthcare, Inc. owns 5.83%.
- (7) Branch offices in Iraq and Uganda.
- (8) H&W Indemnity (SPC), Ltd. is an exempted segregated portfolio company organized under the laws of the Cayman Islands and holds a Cayman insurance license.
- (9) Registered as a foreign shareholder in Brazil.
- (10) Registered in Nova Scotia and Newfoundland& Labrador.
- (11) Polar II Fundo de Investimento em Participações is a Brazilian private equity investment fund incorporated in the form of a closed-end condominium.
- (12) Branch office located in the United States.
- (13) Entity has a representative office in Beijing, China.
- (14) Registered in the Dubai Silicon Oasis free zone.
- (15) Registered branches in Australia and the UK.
- (16) Registered in the Dubai Healthcare City free zone.

SCHEDULE Y
PART 1A - DETAIL OF INSURANCE HOLDING COMPANY SYSTEM

1	2	3	4	5	6	7	8	9	10	11	12	13	14	15	16
Group Code	Group Name	NAIC Company Code	ID Number	Federal RSSD	CIK	Name of Securities Exchange if Publicly Traded (U.S. or International)	Names of Parent, Subsidiaries Or Affiliates	Domi-ciliary Loca-tion	Relation-ship to Reporting Entity	Directly Controlled by (Name of Entity/Person)	Type of Control (Ownership, Board, Management, Attorney-in-Fact, Influence, Other)	If Control is Owner-ship Provide Percen-tage	Ultimate Controlling Entity(ies)/Person(s)	Is an SCA Filing Re-quired? (Y/N)	*
		.00000	98-1308130				1070715 B.C. Unlimited Liability Company	.CAN	.NIA	OptumRx Group Holdings, Inc.	Ownership	100.000	UnitedHealth Group Incorporated		
		.00000	20-2904092				1st Avenue Pharmacy, Inc.	.IA	.NIA	Genoa Healthcare LLC	Ownership	100.000	UnitedHealth Group Incorporated		
		.00000	27-2624551				310 Canyon Medical, LLC	.CA	.NIA	Monarch Management Services, Inc.	Ownership	100.000	UnitedHealth Group Incorporated		
		.00000	45-2402948				4C Medical Group, PLC	.AZ	.NIA	Physician(s) owned	Influence	0.000	UnitedHealth Group Incorporated		.4
		.00000	35-2564092				4C MHT, LLC	.AZ	.NIA	Physician(s) owned	Influence	0.000	UnitedHealth Group Incorporated		.4
		.00000	84-1900997				4C MSO LLC	.DE	.NIA	Collaborative Care Holdings, LLC	Ownership	70.000	UnitedHealth Group Incorporated		.2
		.00000	35-2607738				5995 Minnetonka, LLC	.DE	.NIA	UnitedHealthcare Insurance Company	Ownership	100.000	UnitedHealth Group Incorporated		
		.00000	22-3149900				A.G. Dikengil, Inc.	.NJ	.NIA	Physician(s) owned	Influence	0.000	UnitedHealth Group Incorporated		.4
		.00000	27-0515438				ABCO International Holdings, LLC	.DE	.NIA	The Advisory Board Company	Ownership	100.000	UnitedHealth Group Incorporated		
		.00000	74-2819189				Access Administrators, Inc.	.TX	.NIA	Access HealthSource, Inc.	Ownership	100.000	UnitedHealth Group Incorporated		
		.00000	74-2943370				Access HealthSource Administrators, Inc.	.TX	.NIA	Access HealthSource, Inc.	Ownership	100.000	UnitedHealth Group Incorporated		
		.00000	74-2843073				Access HealthSource, Inc.	.TX	.NIA	HealthScope Benefits, Inc.	Ownership	100.000	UnitedHealth Group Incorporated		
		.00000	81-4328859				Accurate Advantage, LLC	.MO	.NIA	Accurate Rx Pharmacy Consulting, LLC	Ownership	100.000	UnitedHealth Group Incorporated		
		.00000	26-3329157				Accurate Rx Pharmacy Consulting, LLC	.MO	.NIA	Diplomat Pharmacy, Inc.	Ownership	100.000	UnitedHealth Group Incorporated		
		.00000	41-1913523				ACN Group IPA of New York, Inc.	.NY	.NIA	OptumHealth Care Solutions, LLC	Ownership	100.000	UnitedHealth Group Incorporated		
		.00000	27-0015861				ACN Group of California, Inc.	.CA	.IA	OptumHealth Care Solutions, LLC	Ownership	100.000	UnitedHealth Group Incorporated		
		.00000	98-1446128				Administradora Clínica La Colina S.A.S.	.COL	.NIA	Banmedica Internacional SpA	Ownership	50.000	UnitedHealth Group Incorporated		
		.00000	98-1446128				Administradora Clínica La Colina S.A.S.	.COL	.NIA	CDC Holdings Colombia S.A.S.	Ownership	50.000	UnitedHealth Group Incorporated		
		.00000	98-1446125				Administradora Country S.A.	.COL	.NIA	Banmedica Internacional SpA	Ownership	50.000	UnitedHealth Group Incorporated		
		.00000	98-1446125				Administradora Country S.A.	.COL	.NIA	CDC Holdings Colombia S.A.S.	Ownership	50.000	UnitedHealth Group Incorporated		
		.00000	98-1451601				Administradora Médica Centromed S.A.	.CHL	.NIA	Vida Integra S.A.	Ownership	74.500	UnitedHealth Group Incorporated		.2
		.00000	20-2598653				Advanced Pharma, Inc.	.TX	.NIA	Apothecary Holdings, Inc.	Ownership	100.000	UnitedHealth Group Incorporated		
		.00000	20-1310827				Advanced Surgery Center of Clifton, LLC	.NJ	.NIA	SCA Clifton, LLC	Ownership	56.100	UnitedHealth Group Incorporated		.2
		.00000	26-4093335				Advanced Surgical Hospital, LLC	.PA	.NIA	SCA Southwestern PA, LLC	Ownership	53.450	UnitedHealth Group Incorporated		.2
		.00000	74-2642393				Advantage Care Network, Inc.	.DE	.NIA	Access HealthSource, Inc.	Ownership	100.000	UnitedHealth Group Incorporated		
		.00000	47-5337115				Advocate Condell Ambulatory Surgery Center, LLC	.IL	.NIA	Advocate-SCA Partners, LLC	Ownership	59.645	UnitedHealth Group Incorporated		.2
		.00000	82-3113379				Advocate Sherman Ambulatory Surgery Center, LLC	.IL	.NIA	Advocate-SCA Partners, LLC	Ownership	100.000	UnitedHealth Group Incorporated		
		.00000	36-4437931				Advocate Southwest Ambulatory Surgery Center, L.L.C.	.IL	.NIA	Advocate-SCA Partners, LLC	Ownership	53.500	UnitedHealth Group Incorporated		.2
		.00000	47-4012497				Advocate-SCA Partners, LLC	.DE	.NIA	SCA-Illinois, LLC	Ownership	51.000	UnitedHealth Group Incorporated		.2
		.00000					Aeromil Táxi Aéreo Ltda.	.BRA	.NIA	Anil Assistência Médica Internacional S.A.	Ownership	100.000	UnitedHealth Group Incorporated		
		.00000	26-1777941				Affinity Biotech, Inc.	.TX	.NIA	Diplomat Pharmacy, Inc.	Ownership	100.000	UnitedHealth Group Incorporated		
		.00000	45-4171713				AHN Accountable Care Organization, LLC	.IN	.NIA	American Health Network of Indiana, LLC	Ownership	100.000	UnitedHealth Group Incorporated		
		.00000	35-2109566				AHN Central Services, LLC	.IN	.NIA	AHN Target Holdings, LLC	Ownership	100.000	UnitedHealth Group Incorporated		
		.00000	35-2582899				AHN Target Holdings, LLC	.DE	.NIA	Collaborative Care Holdings, LLC	Ownership	80.100	UnitedHealth Group Incorporated		.2
		.00000	92-0175856				Alaska Spine Center, LLC	.AK	.NIA		Influence	0.000	UnitedHealth Group Incorporated		.5
		.00000	93-0982396				Alaska Surgery Center, Limited Partnership	.AK	.NIA	SCA Alaska Surgery Center, Inc.	Influence	40.462	UnitedHealth Group Incorporated		.5
		.00000	98-1447435				Alianzasud Entidad Promotora de Salud S.A.	.COL	.IA	Banmedica S.A.	Ownership	76.290	UnitedHealth Group Incorporated		.1
.0707	UnitedHealth Group Incorporated	.82406	35-1665915				All Savers Insurance Company	.IN	.IA	Golden Rule Financial Corporation	Ownership	100.000	UnitedHealth Group Incorporated		
							All Savers Life Insurance Company of California	.CA	.IA	Golden Rule Financial Corporation	Ownership	100.000	UnitedHealth Group Incorporated		
.0707	UnitedHealth Group Incorporated	.73130	35-1744596				Alliance Surgical Center, LLC	.FL	.NIA	SCA-Alliance, LLC	Ownership	51.290	UnitedHealth Group Incorporated		.2
		.00000	27-1367127				Aloha Surgical Center, LLC	.TN	.NIA	Surgery Center of Maui, LLC	Ownership	74.000	UnitedHealth Group Incorporated		.2
		.00000	63-1231942				Ambient Healthcare, Inc.	.FL	.NIA	Ambient Holdings, Inc.	Ownership	100.000	UnitedHealth Group Incorporated		
		.00000	45-2161438				Ambient Holdings, Inc.	.DE	.NIA	Optum Infusion Services 500, Inc.	Ownership	100.000	UnitedHealth Group Incorporated		
		.00000	45-4770582				American Health Network of Indiana Care Organization, LLC	.IN	.NIA	AHN Target Holdings, LLC	Ownership	100.000	UnitedHealth Group Incorporated		
		.00000	35-1930805				American Health Network of Indiana II, LLC	.IN	.NIA	AHN Target Holdings, LLC	Ownership	100.000	UnitedHealth Group Incorporated		
.0707	UnitedHealth Group Incorporated	.52623	35-2108729				American Health Network of Indiana, LLC	.IN	.IA	AHN Target Holdings, LLC	Ownership	100.000	UnitedHealth Group Incorporated		

SCHEDULE Y
PART 1A - DETAIL OF INSURANCE HOLDING COMPANY SYSTEM

1	2	3	4	5	6	7	8	9	10	11	12	13	14	15	16
Group Code	Group Name	NAIC Company Code	ID Number	Federal RSSD	CIK	Name of Securities Exchange if Publicly Traded (U.S. or International)	Names of Parent, Subsidiaries Or Affiliates	Domi-ciliary Location	Relation-ship to Reporting Entity	Directly Controlled by (Name of Entity/Person)	Type of Control (Ownership, Board, Management, Attorney-in-Fact, Influence, Other)	If Control is Owner-ship Provide Percen-tage	Ultimate Controlling Entity(ies)/Person(s)	Is an SCA Filing Re-quired? (Y/N)	*
0707	UnitedHealth Group Incorporated	00000	45-4132160				American Health Network of Ohio Care Organization, LLC	OH	NIA	AHN Target Holdings, LLC	Ownership	100.000	UnitedHealth Group Incorporated		
		00000	31-1424956				American Health Network of Ohio II, LLC	OH	NIA	AHN Target Holdings, LLC	Ownership	100.000	UnitedHealth Group Incorporated		
		00000	31-1424957				American Health Network of Ohio, LLC	OH	NIA	AHN Target Holdings, LLC	Ownership	100.000	UnitedHealth Group Incorporated		
		00000	04-3041221				American Homecare Federation, Inc.	CT	NIA	Diplomat Pharmacy, Inc.	Ownership	100.000	UnitedHealth Group Incorporated		
		00000	54-1743136				AmeriChoice Corporation	DE	UIP	UnitedHealth Group Incorporated	Ownership	100.000	UnitedHealth Group Incorporated		
		95497	22-3368602				AmeriChoice of New Jersey, Inc.	NJ	IA	AmeriChoice Corporation	Ownership	100.000	UnitedHealth Group Incorporated		
		00000	98-1108620				Amico Saúde Ltda.	BRA	NIA	Santa Helena Assistência Médica S.A.	Ownership	99.035	UnitedHealth Group Incorporated		
		00000	98-1108620				Amico Saúde Ltda.	BRA	NIA	Cemed Care – Empresa de Atendimento Clínico Geral Ltda.	Ownership	0.965	UnitedHealth Group Incorporated		
		00000					Amil Assistência Médica Internacional S.A.	BRA	IA	Polar II Fundo de Investimento em Participações Multiestratégia	Ownership	92.374	UnitedHealth Group Incorporated		
		00000					Amil Assistência Médica Internacional S.A.	BRA	IA	UHG Brasil Participações S.A.	Ownership	7.626	UnitedHealth Group Incorporated		
		00000	98-1138212				AMIL International S.á.r.l.	LUX	NIA	Amil Assistência Médica Internacional S.A.	Ownership	100.000	UnitedHealth Group Incorporated		
		00000	98-1454564				Análisis Clínicos ML S.A.C.	PER	NIA	Pacifico S.A. Entidad Prestadora de Salud EPS	Ownership	100.000	UnitedHealth Group Incorporated		
		00000					Angiografia e Hemodinâmica Madre Theodora Ltda.	BRA	NIA	Esho – Empresa de Serviços Hospitalares S.A.	Ownership	50.000	UnitedHealth Group Incorporated		2
		00000	82-5124069				Anne Arundel-SCA Holdings, LLC	MD	NIA	SCA-Anne Arundel, LLC	Influence	33.340	UnitedHealth Group Incorporated		5
		00000	82-4763728				Anne Arundel-SCA Surgicenter, LLC	MD	NIA	Anne Arundel-SCA Holdings, LLC	Influence	66.760	UnitedHealth Group Incorporated		5
		00000	36-4210293				Antelope Valley Surgery Center, L.P.	CA	NIA	NSC Lancaster, LLC	Ownership	90.490	UnitedHealth Group Incorporated		2
		00000	26-3913051				Apothecary Holdings, Inc.	DE	NIA	OptumRx Holdings, LLC	Ownership	100.000	UnitedHealth Group Incorporated		
		00000	86-0960334				Apothecary Shop of Phoenix, Inc.	AZ	NIA	Apothecary Holdings, Inc.	Ownership	100.000	UnitedHealth Group Incorporated		
		00000	14-1890491				AppleCare Hospitalists Medical Group, Inc.	CA	NIA	Physician(s) owned	Influence	0.000	UnitedHealth Group Incorporated		4
		00000	45-2852872				AppleCare Medical ACO, LLC	CA	NIA	Physician(s) owned	Influence	0.000	UnitedHealth Group Incorporated		4
		00000	33-0845269				AppleCare Medical Group St. Francis, Inc.	CA	NIA	Physician(s) owned	Influence	0.000	UnitedHealth Group Incorporated		4
		00000	33-0898174				AppleCare Medical Group, Inc.	CA	NIA	Physician(s) owned	Influence	0.000	UnitedHealth Group Incorporated		4
		00000	27-2068687				AppleCare Medical Management, LLC	DE	NIA	Collaborative Care Holdings, LLC	Ownership	100.000	UnitedHealth Group Incorporated		
		00000					APS – Assistência Personalizada à Saúde Ltda.	BRA	IA	Santa Helena Assistência Médica S.A.	Ownership	100.000	UnitedHealth Group Incorporated		
		00000					APS – Assistência Personalizada à Saúde Ltda.	BRA	IA	Amil Assistência Médica Internacional S.A.	Ownership	0.000	UnitedHealth Group Incorporated		
		00000	98-1399975				Aquitania Chilean Holding SpA	CHL	NIA	Bordeaux UK Holdings II Limited	Ownership	100.000	UnitedHealth Group Incorporated		
		00000	75-2285078				Arcadia Outpatient Surgery Center, L.P.	CA	NIA	Surgicenters of Southern California, Inc.	Ownership	50.500	UnitedHealth Group Incorporated		2
		00000	46-4843100				Arise Physician Group	TX	NIA	SCA Austin Holdings, LLC	Ownership	100.000	UnitedHealth Group Incorporated		
		00000	86-0813232				Arizona Physicians IPA, Inc.	AZ	IA	UnitedHealthcare, Inc.	Ownership	100.000	UnitedHealth Group Incorporated		
		00000	75-2055800				Arlington Surgery Center, LLC	TX	NIA	THR-SCA Holdings, LLC	Ownership	0.000	UnitedHealth Group Incorporated		2
		00000	46-1772418				ARTA Health Network, P.C.	CA	NIA	Physician(s) owned	Influence	0.000	UnitedHealth Group Incorporated		4
		00000	33-0658815				ARTA Western California, Inc.	CA	NIA	Physician(s) owned	Influence	0.000	UnitedHealth Group Incorporated		4
		00000	46-3907136				ASC Holdings of New Jersey, LLC	NJ	NIA	SC Affiliates, LLC	Ownership	100.000	UnitedHealth Group Incorporated		
		00000	95-4348431				ASC Network, LLC	DE	NIA	Surgical Care Affiliates, LLC	Ownership	100.000	UnitedHealth Group Incorporated		
		00000	90-0369702				ASI Global, LLC	TX	NIA	FrontierMEDEX, Inc.	Ownership	100.000	UnitedHealth Group Incorporated		
		00000	04-3403101				Aspectus, Inc.	MA	NIA	Physician(s) owned	Influence	0.000	UnitedHealth Group Incorporated		4
		00000	26-3878957				AssuranceRx, LLC	AL	NIA	Optum Pharmacy 705, LLC	Ownership	100.000	UnitedHealth Group Incorporated		
		00000	45-4014891				Athens ASC Holdings, LLC	GA	NIA	SCA Athens, LLC	Ownership	58.420	UnitedHealth Group Incorporated		2
		00000	20-1956545				At-Home IV Infusion Professional, Inc.	MD	NIA	Diplomat Pharmacy, Inc.	Ownership	100.000	UnitedHealth Group Incorporated		
		00000	47-0990056				Audax Health Solutions, LLC	DE	NIA	Rally Health, Inc.	Ownership	100.000	UnitedHealth Group Incorporated		
		00000	58-2028767				Austin Center for Outpatient Surgery, L.P.	GA	NIA	SHC Austin, Inc.	Ownership	54.000	UnitedHealth Group Incorporated		2
		00000	27-2869469				Avella of Austin, Inc.	AZ	NIA	Apothecary Holdings, Inc.	Ownership	100.000	UnitedHealth Group Incorporated		
		00000	14-1971726				Avella of Columbus, Inc.	AZ	NIA	Apothecary Holdings, Inc.	Ownership	100.000	UnitedHealth Group Incorporated		
		00000	13-4318552				Avella of Deer Valley, Inc.	AZ	NIA	Apothecary Holdings, Inc.	Ownership	100.000	UnitedHealth Group Incorporated		
		00000	45-5239373				Avella of Denver, Inc.	AZ	NIA	Apothecary Holdings, Inc.	Ownership	100.000	UnitedHealth Group Incorporated		
		00000	86-1044713				Avella of Gilbert, Inc.	AZ	NIA	Apothecary Holdings, Inc.	Ownership	100.000	UnitedHealth Group Incorporated		

SCHEDULE Y
PART 1A - DETAIL OF INSURANCE HOLDING COMPANY SYSTEM

1	2	3	4	5	6	7	8	9	10	11	12	13	14	15	16
Group Code	Group Name	NAIC Company Code	ID Number	Federal RSSD	CIK	Name of Securities Exchange if Publicly Traded (U.S. or International)	Names of Parent, Subsidiaries Or Affiliates	Domi-ciliary Location	Relation-ship to Reporting Entity	Directly Controlled by (Name of Entity/Person)	Type of Control (Ownership, Board, Management, Attorney-in-Fact, Influence, Other)	If Control is Owner-ship Provide Percen-tage	Ultimate Controlling Entity(ies)/Person(s)	Is an SCA Filing Re-quired? (Y/N)	*
		.00000	26-4241458				Avella of Las Vegas II, Inc.AZ	NIA	Apothecary Holdings, Inc.	Ownership.....	100.000	UnitedHealth Group Incorporated		
		.00000	46-0609947				Avella of Orlando, Inc.AZ	NIA	Apothecary Holdings, Inc.	Ownership.....	100.000	UnitedHealth Group Incorporated		
		.00000	26-0583808				Avella of Phoenix III, Inc.AZ	NIA	Apothecary Holdings, Inc.	Ownership.....	100.000	UnitedHealth Group Incorporated		
		.00000	27-0121303				Avella of Sacramento, Inc.CA	NIA	Apothecary Holdings, Inc.	Ownership.....	100.000	UnitedHealth Group Incorporated		
		.00000	86-0819588				Avella of Scottsdale, Inc.AZ	NIA	Apothecary Holdings, Inc.	Ownership.....	100.000	UnitedHealth Group Incorporated		
		.00000	27-1688911				Avella of St. Louis, Inc.AZ	NIA	Apothecary Holdings, Inc.	Ownership.....	100.000	UnitedHealth Group Incorporated		
		.00000	36-4435924				Avella of Tampa, LLC	.FL	NIA	Apothecary Holdings, Inc.	Ownership.....	100.000	UnitedHealth Group Incorporated		
		.00000	20-3253658				Avella of Tucson II, Inc.AZ	NIA	Apothecary Holdings, Inc.	Ownership.....	100.000	UnitedHealth Group Incorporated		
		.00000	86-1044712				Avella of Tucson, Inc.AZ	NIA	Apothecary Holdings, Inc.	Ownership.....	100.000	UnitedHealth Group Incorporated		
		.00000	35-2563332				Avella Patient Access Program, Inc.AZ	NIA	Apothecary Holdings, Inc.	Ownership.....	100.000	UnitedHealth Group Incorporated		
		.00000	20-4057813				Aveta Inc.DE	NIA	Collaborative Care Holdings, LLC	Ownership.....	100.000	UnitedHealth Group Incorporated		
		.00000	30-0842394				AxelaCare Intermediate Holdings, LLC	.DE	NIA	OptumRx, Inc.	Ownership.....	100.000	UnitedHealth Group Incorporated		
		.00000	61-1708598				AxelaCare, LLC	.DE	NIA	AxelaCare Intermediate Holdings, LLC	Ownership.....	100.000	UnitedHealth Group Incorporated		
		.00000	72-1097827				B.R.A.S.S. Partnership in Commendam	.LA	NIA	Surgery Center Holding, LLC	Ownership.....	67.940	UnitedHealth Group Incorporated		2
		.00000	98-1462787				Banmédica Colombia SpA	.COL	NIA	Banmédica Internacional SpA	Ownership.....	100.000	UnitedHealth Group Incorporated		
		.00000	98-1444151				Banmédica Internacional SpA	.CHL	NIA	Banmédica S.A.	Ownership.....	99.000	UnitedHealth Group Incorporated		
		.00000	98-1444151				Banmédica Internacional SpA	.CHL	NIA	Saden S.A.	Ownership.....	1.000	UnitedHealth Group Incorporated		
		.00000	98-1444127				Banmédica S.A.	.CHL	NIA	Bordeaux Holding SpA	Ownership.....	98.229	UnitedHealth Group Incorporated		2
		.00000	47-2083076				Beach Surgical Holdings II LLC	.CA	NIA	SCA Surgicare of Laguna Hills, LLC	Influence.....	49.000	UnitedHealth Group Incorporated		5
		.00000	47-4504390				Beach Surgical Holdings III, LLC	.CA	NIA	Surgicare of La Veta, Inc.	Ownership.....	63.870	UnitedHealth Group Incorporated		2
		.00000	88-0267857				Behavioral Healthcare Options, Inc.	.NV	NIA	Sierra Health Services, Inc.	Ownership.....	100.000	UnitedHealth Group Incorporated		
		.00000	42-1485537				Benefit Administration for the Self Employed, L.L.C.	.IA	NIA	HealthMarkets, LLC	Ownership.....	80.000	UnitedHealth Group Incorporated		2
		.00000	46-1134506				Benefitter Insurance Solutions, Inc.	.DE	NIA	HealthMarkets Insurance Agency, Inc.	Ownership.....	100.000	UnitedHealth Group Incorporated		
		.00000	47-4349079				Better Health Value Network, LLC	.WA	NIA	The Polyclinic, PLLC	Influence.....	60.000	UnitedHealth Group Incorporated		5
		.00000	22-3858211				Bexar Imaging Center, LLC	.TX	NIA	Physician(s) owned	Influence.....	0.000	UnitedHealth Group Incorporated		4
		.00000	01-0808529				BioRx, LLC	.DE	NIA	Diplomat Blocker, Inc.	Ownership.....	100.000	UnitedHealth Group Incorporated		
		.00000	63-0984076				Birmingham Outpatient Surgery Center, Ltd., an Alabama Limited Partnership	.AL	NIA	Birmingham Outpatient Surgical Center, LLC	Ownership.....	30.220	UnitedHealth Group Incorporated		5
		.00000	63-0847380				Birmingham Outpatient Surgical Center, LLC	.DE	NIA	Surgery Center Holding, LLC	Ownership.....	100.000	UnitedHealth Group Incorporated		
		.00000	62-1530122				Blue Ridge Day Surgery Center, L.P.	.TN	NIA	Blue Ridge GP, LLC	Influence.....	40.497	UnitedHealth Group Incorporated		5
		.00000	27-2241593				Blue Ridge GP, LLC	.NC	NIA	SCA-Blue Ridge, LLC	Ownership.....	100.000	UnitedHealth Group Incorporated		
		.00000	37-1945431				Blue Ridge Properties, LLC	.DE	NIA	Blue Ridge Day Surgery Center, L.P.	Influence.....	100.000	UnitedHealth Group Incorporated		5
		.00000	65-0241934				Boca Raton Outpatient Surgery & Laser Center, Ltd.	.FL	NIA	Surgery Center of Boca Raton, Inc.	Influence.....	30.000	UnitedHealth Group Incorporated		5
		.00000	98-1396690				Bordeaux (Barbados) Holdings I, SRL	.BRB	NIA	FrontierMEDEX US, Inc.	Ownership.....	100.000	UnitedHealth Group Incorporated		
		.00000	98-1396559				Bordeaux (Barbados) Holdings II, SRL	.BRB	NIA	Bordeaux (Barbados) Holdings I, SRL	Ownership.....	100.000	UnitedHealth Group Incorporated		
		.00000	98-1403634				Bordeaux (Barbados) Holdings III, SRL	.BRB	NIA	Bordeaux (Barbados) Holdings II, SRL	Ownership.....	100.000	UnitedHealth Group Incorporated		
		.00000	98-1398490				Bordeaux Holding SpA	.CHL	NIA	Aquitania Chilean Holding SpA	Ownership.....	100.000	UnitedHealth Group Incorporated		
		.00000	82-3147824				Bordeaux International Holdings, Inc.	.DE	NIA	UnitedHealth Group Incorporated	Ownership.....	100.000	UnitedHealth Group Incorporated		
		.00000	98-1390574				Bordeaux UK Holdings I Limited	.GBR	NIA	Bordeaux International Holdings, Inc.	Ownership.....	100.000	UnitedHealth Group Incorporated		
		.00000	98-1391914				Bordeaux UK Holdings II Limited	.GBR	NIA	Bordeaux UK Holdings I Limited	Ownership.....	100.000	UnitedHealth Group Incorporated		
		.00000	98-1389224				Bordeaux UK Holdings III Limited	.GBR	NIA	Bordeaux UK Holdings II Limited	Ownership.....	100.000	UnitedHealth Group Incorporated		
		.00000	98-1112673				Bosque Medical Center Ltda.	.BRA	NIA	Anil Assistência Médica Internacional S.A.	Ownership.....	82.881	UnitedHealth Group Incorporated		
		.00000	98-1112673				Bosque Medical Center Ltda.	.BRA	NIA	Esho – Empresa de Serviços Hospitalares S.A.	Ownership.....	17.119	UnitedHealth Group Incorporated		
		.00000	20-2387834				Brandon Ambulatory Surgery Center, LLC	.FL	NIA	SCA-Brandon, LLC	Ownership.....	54.540	UnitedHealth Group Incorporated		2
		.00000	90-0884047				BriovaRx Infusion Services 102, LLC	.DE	NIA	Optum Infusion Services 500, Inc.	Ownership.....	100.000	UnitedHealth Group Incorporated		
		.00000	57-0861358				BriovaRx Infusion Services 200, Inc.	.SC	NIA	Ambient Healthcare, Inc.	Ownership.....	100.000	UnitedHealth Group Incorporated		
		.00000	55-0802774				BriovaRx Infusion Services 204, Inc.	.FL	NIA	Ambient Healthcare, Inc.	Ownership.....	100.000	UnitedHealth Group Incorporated		
		.00000	55-0802779				BriovaRx Infusion Services 209, Inc.	.GA	NIA	Ambient Healthcare, Inc.	Ownership.....	100.000	UnitedHealth Group Incorporated		
		.00000	11-3647935				BriovaRx of Florida, Inc.	.DE	NIA	OptumRx PBM of Illinois, Inc.	Ownership.....	100.000	UnitedHealth Group Incorporated		
		.00000	27-1930321				BriovaRx of Georgia, LLC	.AL	NIA	Optum Pharmacy 705, LLC	Ownership.....	100.000	UnitedHealth Group Incorporated		

SCHEDULE Y
PART 1A - DETAIL OF INSURANCE HOLDING COMPANY SYSTEM

1	2	3	4	5	6	7	8	9	10	11	12	13	14	15	16
Group Code	Group Name	NAIC Company Code	ID Number	Federal RSSD	CIK	Name of Securities Exchange if Publicly Traded (U.S. or International)	Names of Parent, Subsidiaries Or Affiliates	Domi-ciliary Location	Relation-ship to Reporting Entity	Directly Controlled by (Name of Entity/Person)	Type of Control (Ownership, Board, Management, Attorney-in-Fact, Influence, Other)	If Control is Owner-ship Provide Percen-tage	Ultimate Controlling Entity(ies)/Person(s)	Is an SCA Filing Re-quired? (Y/N)	*
		.00000	46-2790537				BriovaRx of Louisiana, L.L.C.	.LA	.NIA	Optum Pharmacy 705, LLC	Ownership	100.000	UnitedHealth Group Incorporated		
		.00000	01-0516051				BriovaRx of Maine, Inc.	.ME	.NIA	OptumRx PBM of Illinois, Inc.	Ownership	100.000	UnitedHealth Group Incorporated		
		.00000	27-3331130				BriovaRx of Massachusetts, LLC	.MA	.NIA	OptumRx PBM of Illinois, Inc.	Ownership	100.000	UnitedHealth Group Incorporated		
		.00000	74-3103518				BriovaRx of New York, Inc.	.NY	.NIA	Salveo Specialty Pharmacy, Inc.	Ownership	100.000	UnitedHealth Group Incorporated		
		.00000	82-4030553				BriovaRx Specialty, LLC	.DE	.NIA	OptumRx Administrative Services, LLC	Ownership	100.000	UnitedHealth Group Incorporated		
		.00000	47-4278378				Cabin Enterprises, LLC	.DE	.NIA	Cabin Holdings, LLC	Ownership	100.000	UnitedHealth Group Incorporated		
		.00000	47-4264867				Cabin Holdings, LLC	.DE	.NIA	United HealthCare Services, Inc.	Ownership	100.000	UnitedHealth Group Incorporated		
		.00000	20-1711131				California Medical Group Insurance Company, Risk Retention Group	.AZ	.NIA	OptumCare Management, LLC	Ownership	67.000	UnitedHealth Group Incorporated		2
		.00000	61-1732160				California MedTrans Network IPA LLC	.CA	.NIA	California MedTrans Network MSO LLC	Ownership	100.000	UnitedHealth Group Incorporated		
		.00000	36-4780748				California MedTrans Network MSO LLC	.CA	.NIA	National MedTrans, LLC	Ownership	100.000	UnitedHealth Group Incorporated		
		.00000	81-0881243				California Spring Holdings, PC	.CA	.NIA	Physician(s) owned	Influence	0.000	UnitedHealth Group Incorporated		4
		.00000	52-1597478				Camp Hill Ambulatory Centers	.PA	.NIA	Camp Hill-SCA Centers, LLC	Influence	49.000	UnitedHealth Group Incorporated		5
		.00000	52-1597484				Camp Hill-SCA Centers, LLC	.DE	.NIA	SC Affiliates, LLC	Ownership	100.000	UnitedHealth Group Incorporated		
		.00000	27-3955254				Capital City Medical Group, L.L.C.	.LA	.NIA	UnitedHealthcare, Inc.	Ownership	100.000	UnitedHealth Group Incorporated		
		.00000	46-1981651				Cardio Management, Inc.	.DE	.NIA	OrthoNet Holdings, Inc.	Ownership	100.000	UnitedHealth Group Incorporated		
		.00000	20-8375685				Care Improvement Plus Group Management, LLC	.MD	.NIA	XLHealth Corporation	Ownership	100.000	UnitedHealth Group Incorporated		
.0707	UnitedHealth Group Incorporated	.12558	45-4976934				Care Improvement Plus of Texas Insurance Company	.TX	.IA	XLHealth Corporation	Ownership	100.000	UnitedHealth Group Incorporated		
.0707	UnitedHealth Group Incorporated	.12567	20-3888112				Care Improvement Plus South Central Insurance Company	.AR	.IA	XLHealth Corporation	Ownership	100.000	UnitedHealth Group Incorporated		
.0707	UnitedHealth Group Incorporated	.14041	27-5038136				Care Improvement Plus Wisconsin Insurance Company	.WI	.IA	XLHealth Corporation	Ownership	100.000	UnitedHealth Group Incorporated		
		.00000	98-1328471				Casa de Saúde Santa Therezinha Ltda.	.BRA	.NIA	Hospital Alvorada de Taguatinga Ltda.	Ownership	100.000	UnitedHealth Group Incorporated		
		.00000	98-1328471				Casa de Saúde Santa Therezinha Ltda.	.BRA	.NIA	Esho – Empresa de Serviços Hospitalares S.A.	Ownership	0.000	UnitedHealth Group Incorporated		
		.00000	82-5207935				Castle Rock SurgiCenter, LLC	.CO	.NIA	SCA-Castle Rock, LLC	Ownership	62.080	UnitedHealth Group Incorporated		2
		.00000	20-5807941				Catalyst360, LLC	.DE	.NIA	Optum Services, Inc.	Ownership	100.000	UnitedHealth Group Incorporated		
		.00000					Catamaran Finance (Ireland) Unlimited Company	.IRL	.NIA	Catamaran S.á.r.l.	Ownership	100.000	UnitedHealth Group Incorporated		
		.00000	98-1069737				Catamaran S.á.r.l.	.LUX	.NIA	UnitedHealthcare International II S.á.r.l.	Ownership	100.000	UnitedHealth Group Incorporated		
		.00000	82-1715584				CCEC Anesthesia Management, LLC	.TX	.NIA	Corpus Christi Endoscopy Center, L.L.P.	Influence	100.000	UnitedHealth Group Incorporated		5
		.00000					CDC Holdings Colombia S.A.S.	.COL	.NIA	Bordeaux UK Holdings II Limited	Ownership	100.000	UnitedHealth Group Incorporated		
		.00000	27-2533497				Cedar Park Surgery Center, LLC	.TX	.NIA	SCA Cedar Park Holdings, LLC	Ownership	53.520	UnitedHealth Group Incorporated		2
		.00000	98-1111491				Cemed Care – Empresa de Atendimento Clínico Geral Ltda.	.BRA	.NIA	Anil Assistência Médica Internacional S.A.	Ownership	100.000	UnitedHealth Group Incorporated		
		.00000	98-1111491				Cemed Care – Empresa de Atendimento Clínico Geral Ltda.	.BRA	.NIA	Esho – Empresa de Serviços Hospitalares S.A.	Ownership	0.000	UnitedHealth Group Incorporated		
		.00000	33-0483510				Centers for Family Medicine, GP	.CA	.NIA	Physician(s) owned	Influence	0.000	UnitedHealth Group Incorporated		4
		.00000	98-1448150				Central de Compras SpA	.CHL	.NIA	Inversiones Clínicas Santa María S.A.	Ownership	100.000	UnitedHealth Group Incorporated		
		.00000	45-4131797				Central Indiana Care Organization, LLC	.IN	.NIA	AHN Target Holdings, LLC	Ownership	100.000	UnitedHealth Group Incorporated		
		.00000	45-5600514				Central Ohio Care Organization, LLC	.OH	.NIA	AHN Target Holdings, LLC	Ownership	100.000	UnitedHealth Group Incorporated		
		.00000	30-1080342				CentriHealth, LLC	.DE	.NIA	UnitedHealth Group Incorporated	Ownership	100.000	UnitedHealth Group Incorporated		
		.00000	98-1390073				CentriHealth Corporation	.CAN	.NIA	CentriifyHealth, LLC	Ownership	100.000	UnitedHealth Group Incorporated		
		.00000					CentriHealth UK Limited	.GBR	.NIA	CentriifyHealth, LLC	Ownership	100.000	UnitedHealth Group Incorporated		
		.00000					Centro de Entrenamiento en Reanimación y Prevención Limitada (CERP)	.CHL	.NIA	Clínica Dávila y Servicios Médicos S.A.	Ownership	99.000	UnitedHealth Group Incorporated		
		.00000					Centro de Entrenamiento en Reanimación y Prevención Limitada (CERP)	.CHL	.NIA	Servicios Integrados de Salud Ltda.	Ownership	1.000	UnitedHealth Group Incorporated		
		.00000	98-1450490				Centro de Servicios Banmédica SpA	.CHL	.NIA	Banmédica S.A.	Ownership	99.900	UnitedHealth Group Incorporated		
		.00000	98-1450490				Centro de Servicios Banmédica SpA	.CHL	.NIA	Inversiones Clínicas Santa María S.A.	Ownership	0.100	UnitedHealth Group Incorporated		
		.00000					Centro Médico Hospitalar Pitangueiras Ltda.	.BRA	.NIA	Esho – Empresa de Serviços Hospitalares S.A.	Ownership	100.000	UnitedHealth Group Incorporated		

STATEMENT AS OF MARCH 31, 2020 OF THE UnitedHealthcare Community Plan of Ohio, Inc.

SCHEDULE Y
PART 1A - DETAIL OF INSURANCE HOLDING COMPANY SYSTEM

1	2	3	4	5	6	7	8	9	10	11	12	13	14	15	16
Group Code	Group Name	NAIC Company Code	ID Number	Federal RSSD	CIK	Name of Securities Exchange if Publicly Traded (U.S. or International)	Names of Parent, Subsidiaries Or Affiliates	Domi-ciliary Location	Relation-ship to Reporting Entity	Directly Controlled by (Name of Entity/Person)	Type of Control (Ownership, Board, Management, Attorney-in-Fact, Influence, Other)	If Control is Owner-ship Provide Percen-tage	Ultimate Controlling Entity(ies)/Person(s)	Is an SCA Filing Re-quired? (Y/N)	*
		.00000					Centro Médico Hospitalar Pitangueiras Ltda.BRA	NIA.....	Hospital Alvorada de Taguatinga Ltda.	Ownership.....	0.000	UnitedHealth Group Incorporated		
		.00000	98-1457197				Centro Médico Odontológico Americano S.A.C.PER	NIA.....	Pacifico S.A. Entidad Prestadora de Salud	Ownership.....	80.000	UnitedHealth Group Incorporated1
		.00000	98-1451635				Centromed Quilpué S.A.CHL	NIA.....	Administradora Médica Centromed S.A.	Ownership.....	93.450	UnitedHealth Group Incorporated2
		.00000					Centros Médicos y Dentales Multimed Ltda.CHL	NIA.....	Omesa SpA	Ownership.....	99.990	UnitedHealth Group Incorporated		
		.00000					Centros Médicos y Dentales Multimed Ltda.CHL	NIA.....	Clínica Dávila y Servicios Médicos S.A.	Ownership.....	0.010	UnitedHealth Group Incorporated		
.0707	UnitedHealth Group Incorporated42765	42-1194107				Centurion Casualty CompanyIA	.IA.....	Specialty Benefits, LLC	Ownership.....	100.000	UnitedHealth Group Incorporated		
		.00000	46-1454664				Channel Islands Surgicenter Properties, LLC ..	.DE	NIA.....	SCA Holding Company, Inc.	Ownership.....	62.743	UnitedHealth Group Incorporated2
		.00000					Charleston Surgery Center Limited Partnership	.SC	NIA.....	SCA-Charleston, LLC	Influence.....	22.632	UnitedHealth Group Incorporated5
		.00000	58-1709761				Charleston Surgery Properties, LLCDE	NIA.....	SCA-Charleston, LLC	Ownership.....	50.850	UnitedHealth Group Incorporated2
		.00000	82-3973199				Charlotte Surgery Center, LLCNC	NIA.....	Charlotte-SC, LLC	Influence.....	16.609	UnitedHealth Group Incorporated5
		.00000	56-1449531				Charlotte-SC, LLCDE	NIA.....	SC Affiliates, LLC	Ownership.....	100.000	UnitedHealth Group Incorporated		
		.00000	62-1262567				Chatham Orthopaedic ASC, LLCGA	NIA.....	SCA-Chatham, LLC	Influence.....	15.000	UnitedHealth Group Incorporated5
		.00000	82-4075002				Childrens Surgery Center, LLCFL	NIA.....	SCA-Central Florida, LLC	Ownership.....	52.202	UnitedHealth Group Incorporated2
		.00000	26-2389638				ChinaGate (Hong Kong) LimitedCHN	NIA.....	Optum, Inc.	Ownership.....	100.000	UnitedHealth Group Incorporated		
		.00000	98-1093539				Citrus Regional Surgery Center, L.P.TN	NIA.....	SCA-Citrus, Inc.	Ownership.....	57.000	UnitedHealth Group Incorporated2
		.00000	62-1510209				Cleburne Surgical Center, LLCTX	NIA.....	THR-SCA Holdings, LLC	Influence.....	0.000	UnitedHealth Group Incorporated5
		.00000	20-3742012				Clínica Alameda SpACHL	NIA.....	Vida Integra S.A.	Ownership.....	99.841	UnitedHealth Group Incorporated		
		.00000	98-1459640				Clínica Alameda SpACHL	NIA.....	Saden S.A.	Ownership.....	0.159	UnitedHealth Group Incorporated		
		.00000	98-1459640				Clínica Bio Bio S.A.CHL	NIA.....	Inversiones Clínicas Santa María S.A.	Ownership.....	100.000	UnitedHealth Group Incorporated		
		.00000	98-1443171				Clínica Bio Bio S.A.CHL	NIA.....	Banmedica S.A.	Ownership.....	0.000	UnitedHealth Group Incorporated		
		.00000	98-1442191				Clínica Ciudad del Mar S.A.CHL	NIA.....	Inversiones Clínicas Santa María S.A.	Ownership.....	100.000	UnitedHealth Group Incorporated		
		.00000	98-1442191				Clínica Ciudad del Mar S.A.CHL	NIA.....	Banmedica S.A.	Ownership.....	0.000	UnitedHealth Group Incorporated		
		.00000	98-1442191				Clínica Dávila y Servicios Médicos S.A.CHL	NIA.....	Banmedica S.A.	Ownership.....	99.991	UnitedHealth Group Incorporated		
		.00000	98-1446132				Clínica Dávila y Servicios Médicos S.A.CHL	NIA.....	Clínica Santa María S.A.	Ownership.....	0.009	UnitedHealth Group Incorporated		
		.00000	98-1446132				Clínica del Country S.A.COL	NIA.....	Banmedica Internacional SpA	Ownership.....	50.000	UnitedHealth Group Incorporated		
		.00000					Clínica del Country S.A.COL	NIA.....	CDC Holdings Colombia S.A.S.	Ownership.....	50.000	UnitedHealth Group Incorporated		
		.00000					Clínica Médico Cirúrgica de Santa Tecla, S.A.								
		.00000	98-1350667					.PRT	NIA.....	Lusiadas, SGPS, S.A.	Ownership.....	100.000	UnitedHealth Group Incorporated		
		.00000					Clínica San Borja S.A.PER	NIA.....	Pacifico S.A. Entidad Prestadora de Salud	Ownership.....	100.000	UnitedHealth Group Incorporated		
		.00000								EPS					
		.00000	98-1462343				Clínica San Felipe S.A.PER	NIA.....	Pacifico S.A. Entidad Prestadora de Salud	Ownership.....	93.740	UnitedHealth Group Incorporated1
		.00000								EPS					
		.00000	98-1455936				Clínica Sánchez Ferrer S.A.PER	NIA.....	Pacifico S.A. Entidad Prestadora de Salud	Ownership.....	100.000	UnitedHealth Group Incorporated		
		.00000	98-1442754				Clínica Santa María S.A.CHL	NIA.....	Banmedica S.A.	Ownership.....	99.433	UnitedHealth Group Incorporated2
		.00000	98-1442745				Clínica Vespucio S.A.CHL	NIA.....	Inversiones Clínicas Santa María S.A.	Ownership.....	100.000	UnitedHealth Group Incorporated		
		.00000	98-1442745				Clínica Vespucio S.A.CHL	NIA.....	Banmedica S.A.	Ownership.....	0.000	UnitedHealth Group Incorporated		
		.00000	46-2879718				Clinical Partners of Colorado Springs, LLC ..	.CO	NIA.....	OptumCare Colorado, LLC	Ownership.....	50.000	UnitedHealth Group Incorporated2
		.00000	20-2236024				Clinton Partners, LLCMI	NIA.....	HFHS-SCA Holdings, LLC	Influence.....	51.000	UnitedHealth Group Incorporated5
		.00000	98-1350671				CLISA – Clínica de Santo Antônio, S.A.PRT	NIA.....	Lusiadas, SGPS, S.A.	Ownership.....	100.000	UnitedHealth Group Incorporated		
		.00000					CMO – Centro Médico de Oftalmologia S/S Ltda.								
		.00000	98-1337968					.BRA	NIA.....	Hospital Alvorada de Taguatinga Ltda.	Ownership.....	99.000	UnitedHealth Group Incorporated		
		.00000					CMO – Centro Médico de Oftalmologia S/S Ltda.			Lotten-Eyes Oftalmologia Clínica e					
		.00000	98-1337968					.BRA	NIA.....	Cirurgica Ltda.	Ownership.....	1.000	UnitedHealth Group Incorporated		
		.00000					CMS – Central de Manipulação e Serviços			COI – Clínicas Oncológicas Integradas S.A.					
		.00000	98-1277015				Farmacêuticos S.A.BRA	NIA.....		Ownership.....	100.000	UnitedHealth Group Incorporated		
		.00000								Rocky Mountain Health Maintenance					
		.00000	71-0873411				ONIC Health Solutions, Inc.CO	NIA.....	Organization, Incorporated	Ownership.....	100.000	UnitedHealth Group Incorporated		
		.00000					Coachella Valley Physicians of PrimeCare, Inc.								
		.00000	56-2674371					.CA	NIA.....	PrimeCare of Riverside, Inc.	Ownership.....	100.000	UnitedHealth Group Incorporated		
		.00000					Coalition for Advanced Pharmacy Services, Inc.								
		.00000	27-1193028					.DE	NIA.....	OptumRx Health Solutions, LLC	Ownership.....	93.266	UnitedHealth Group Incorporated		

SCHEDULE Y
PART 1A - DETAIL OF INSURANCE HOLDING COMPANY SYSTEM

1	2	3	4	5	6	7	8	9	10	11	12	13	14	15	16
Group Code	Group Name	NAIC Company Code	ID Number	Federal RSSD	CIK	Name of Securities Exchange if Publicly Traded (U.S. or International)	Names of Parent, Subsidiaries Or Affiliates	Domi-ciliary Loca-tion	Relation-ship to Reporting Entity	Directly Controlled by (Name of Entity/Person)	Type of Control (Ownership, Board, Management, Attorney-in-Fact, Influence, Other)	If Control is Owner-ship Provide Percen-tage	Ultimate Controlling Entity(ies)/Person(s)	Is an SCA Filing Re-quired? (Y/N)	*
		.00000	27-1193028				Coalition for Advanced Pharmacy Services, Inc.	.DE	.NIA	OptumRx PBM of Maryland, LLC	Ownership	.5.341	UnitedHealth Group Incorporated		
		.00000	27-1193028				Coalition for Advanced Pharmacy Services, Inc.	.DE	.NIA	Optum Hospice Pharmacy Services, LLC	Ownership	.1.277	UnitedHealth Group Incorporated		
		.00000	27-1193028				Coalition for Advanced Pharmacy Services, Inc.	.DE	.NIA	OptumRx Home Delivery of Ohio, LLC	Ownership	.0.116	UnitedHealth Group Incorporated		
		.00000	33-0714414				Coastal Physicians Management, Inc.	.CA	.NIA	OptumCare Management, LLC	Ownership	.100.000	UnitedHealth Group Incorporated		
		.00000	98-1276040				COI – Clínicas Oncológicas Integradas S.A.	.BRA	.NIA	S.A. – Empresa de Serviços Hospitalares	Ownership	.100.000	UnitedHealth Group Incorporated		
		.00000	27-2337616				Collaborative Care Holdings, LLC	.DE	.NIA	OptumHealth Holdings, LLC	Ownership	.100.000	UnitedHealth Group Incorporated		
		.00000	27-2337487				Collaborative Care Services, Inc.	.DE	.NIA	Collaborative Care Holdings, LLC	Ownership	.100.000	UnitedHealth Group Incorporated		
		.00000	45-2614005				Collaborative Realty, LLC	.NY	.NIA	Collaborative Care Holdings, LLC	Ownership	.100.000	UnitedHealth Group Incorporated		
		.00000					Colmedica Medicina Prepagada S.A.	.COL	.NIA	Banmedica S.A.	Ownership	.76.270	UnitedHealth Group Incorporated		.2
		.00000					Colmedica Medicina Prepagada S.A.	.COL	.NIA	Constructora Inmobiliaria Magapoq S.A.	Ownership	.0.000	UnitedHealth Group Incorporated		.2
		.00000	83-1529015				Colonial Outpatient Surgery Center, LLC	.FL	.NIA	SCA-Colonial Partners, LLC	Ownership	.53.000	UnitedHealth Group Incorporated		.2
							Colorado Innovative Physician Solutions, Inc.								
		.00000	37-1636677					.CO	.NIA	OptumCare Colorado, LLC	Ownership	.100.000	UnitedHealth Group Incorporated		
		.00000	84-1160450				Colorado Springs Surgery Center, Ltd.	.CO	.NIA	SCA-Colorado Springs, LLC	Ownership	.95.000	UnitedHealth Group Incorporated		.2
		.00000	11-3647007				Comfort Care Transportation LLC	.TX	.NIA	WellMed Medical Management, Inc.	Ownership	.100.000	UnitedHealth Group Incorporated		
		.00000	46-3772241				Comfort Infusion, Inc.	.AL	.NIA	Diplomat Pharmacy, Inc.	Ownership	.100.000	UnitedHealth Group Incorporated		
							Connecticut Surgery Center, Limited Partnership	.CT	.NIA	Connecticut Surgical Center, LLC	Ownership	.51.000	UnitedHealth Group Incorporated		.2
		.00000	26-1313646				Connecticut Surgery Properties, LLC	.DE	.NIA	Connecticut Surgical Center, LLC	Ownership	.100.000	UnitedHealth Group Incorporated		
		.00000	06-1156342				Connecticut Surgical Center, LLC	.DE	.NIA	Surgical Care Affiliates, LLC	Ownership	.62.250	UnitedHealth Group Incorporated		.2
		.00000	98-1448720				Constructora Inmobiliaria Magapoq S.A.	.CHL	.NIA	Banmedica S.A.	Ownership	.99.900	UnitedHealth Group Incorporated		
		.00000	98-1448720				Constructora Inmobiliaria Magapoq S.A.	.CHL	.NIA	Inmobiliaria Apouquindo 3600 Ltda.	Ownership	.0.100	UnitedHealth Group Incorporated		
		.00000	20-0231080				Consumer Wellness Solutions, Inc.	.DE	.NIA	Optum Services, Inc.	Ownership	.100.000	UnitedHealth Group Incorporated		
		.00000	83-2599969				Cornell Surgicenter, LLC	.OR	.NIA	Providence & SCA Off-Campus Holdings, LLC	Ownership	.58.344	UnitedHealth Group Incorporated		.2
		.00000	20-2595593				Corpus Christi Endoscopy Center, L.L.P.	.TX	.NIA	SCA Pacific Holdings, Inc.	Influence	.18.500	UnitedHealth Group Incorporated		.5
		.00000					Country Scan Ltda.	.COL	.NIA	Patrimonio Autónomo Nueva Clínica – PANC.	Ownership	.51.800	UnitedHealth Group Incorporated		.2
		.00000	26-0080565				Cypress Care, Inc.	.DE	.NIA	Healthcare Solutions, Inc.	Ownership	.100.000	UnitedHealth Group Incorporated		
		.00000	63-1263704				Danbury Surgical Center, L.P.	.GA	.NIA	SCA Danbury Surgical Center, LLC	Ownership	.50.419	UnitedHealth Group Incorporated		.2
		.00000	81-5101448				David Moen, M.D. P.C.	.NY	.NIA	Physician(s) owned	Influence	.0.000	UnitedHealth Group Incorporated		.4
		.00000	45-2380022				David R. Ferrell, M.D., P.C.	.NV	.NIA	Physician(s) owned	Influence	.0.000	UnitedHealth Group Incorporated		.4
		.00000	95-2974864				DaVita Magan Management, Inc.	.CA	.NIA	OptumCare Management, LLC	Ownership	.100.000	UnitedHealth Group Incorporated		
		.00000	11-2811353				Day-Op Center Of Long Island Inc.	.NY	.NIA	Physician(s) owned	Influence	.0.000	UnitedHealth Group Incorporated		.4
		.00000	75-2790863				Day-Op Surgery Consulting Company, LLC	.DE	.NIA	ProHEALTH Medical Management, LLC	Ownership	.100.000	UnitedHealth Group Incorporated		
		.00000	52-1811176				DBP Services of New York IPA, Inc.	.NY	.NIA	Dental Benefit Providers, Inc.	Ownership	.100.000	UnitedHealth Group Incorporated		
							Dental Benefit Providers of California, Inc.								
		.00000	52-1452809					.CA	.IA	Dental Benefit Providers, Inc.	Ownership	.100.000	UnitedHealth Group Incorporated		
.0707	UnitedHealth Group Incorporated	.52053	36-4008355				Dental Benefit Providers of Illinois, Inc.	.IL	.IA	Dental Benefit Providers, Inc.	Ownership	.100.000	UnitedHealth Group Incorporated		
		.00000	41-2014834				Dental Benefit Providers, Inc.	.DE	.NIA	United HealthCare Services, Inc.	Ownership	.100.000	UnitedHealth Group Incorporated		
		.00000					Denton Endoscopy Surgery Center, LLC	.TX	.NIA	THR-SCA Holdings, LLC	Influence	.0.000	UnitedHealth Group Incorporated		.5
		.00000	47-0926556				Denton Surgery Center, LLC	.TX	.NIA	THR-SCA Holdings, LLC	Influence	.0.000	UnitedHealth Group Incorporated		.5
		.00000	82-1436601				Derry Surgical Center, LLC	.NH	.NIA	SCA-Derry, LLC	Ownership	.71.000	UnitedHealth Group Incorporated		.2
		.00000	98-1460401				Diagnóstico Ecotomográfico Centromed Ltda.	.CHL	.NIA	Administradora Médica Centromed S.A.	Ownership	.50.000	UnitedHealth Group Incorporated		.2
		.00000	98-1460347				Dianóstico por Imágenes Centromed Ltda.	.CHL	.NIA	Administradora Médica Centromed S.A.	Ownership	.93.340	UnitedHealth Group Incorporated		
		.00000	98-1460347				Dianóstico por Imágenes Centromed Ltda.	.CHL	.NIA	Centromed Quipué S.A.	Ownership	.6.660	UnitedHealth Group Incorporated		
										Esho – Empresa de Serviços Hospitalares					
		.00000	98-1285762				Dilab Medicina Nuclear Ltda.	.BRA	.NIA	S.A.	Ownership	.95.000	UnitedHealth Group Incorporated		.2
		.00000	27-4022876				Diplomat Blocker, Inc.	.DE	.NIA	Diplomat Pharmacy, Inc.	Ownership	.100.000	UnitedHealth Group Incorporated		
		.00000	20-8334423				Diplomat Clinical Services, LLC	.MI	.NIA	Diplomat Pharmacy, Inc.	Ownership	.100.000	UnitedHealth Group Incorporated		
		.00000	38-3453193				Diplomat Corporate Properties, LLC	.MI	.NIA	Diplomat Pharmacy, Inc.	Ownership	.100.000	UnitedHealth Group Incorporated		
		.00000	45-5566673				Diplomat Pharmacy Holdings, Inc.	.DE	.NIA	Diplomat Pharmacy, Inc.	Ownership	.100.000	UnitedHealth Group Incorporated		

STATEMENT AS OF MARCH 31, 2020 OF THE UnitedHealthcare Community Plan of Ohio, Inc.

SCHEDULE Y
PART 1A - DETAIL OF INSURANCE HOLDING COMPANY SYSTEM

1	2	3	4	5	6	7	8	9	10	11	12 Type of Control (Ownership, Board, Management, Attorney-in-Fact, Influence, Other)	13 If Control is Owner- ship Provide Percen- tage	14 Ultimate Controlling Entity(ies)/Person(s)	15 Is an SCA Filing Re- quired? (Y/N)	16 *
Group Code	Group Name	NAIC Company Code	ID Number	Federal RSSD	CIK	Name of Securities Exchange if Publicly Traded (U.S. or International)	Names of Parent, Subsidiaries Or Affiliates	Domi- ciliary Loca- tion	Relation- ship to Reporting Entity	Directly Controlled by (Name of Entity/Person)					
		.00000	38-2063100				Diplomat Pharmacy, Inc.	.MI	NIA	OptumRx Holdings, LLC	Ownership	100.000	UnitedHealth Group Incorporated		
		.00000	20-8576702				Diplomat Specialty Pharmacy Great Lakes Distribution Center, LLC	.MI	NIA	Diplomat Pharmacy, Inc.	Ownership	100.000	UnitedHealth Group Incorporated		
		.00000	46-1891272				Diplomat Specialty Pharmacy of Boothwyn, LLC	.PA	NIA	Diplomat Specialty Pharmacy of Philadelphia, LLC	Ownership	100.000	UnitedHealth Group Incorporated		
		.00000	20-3855530				Diplomat Specialty Pharmacy of Chicago, LLC	.MI	NIA	Diplomat Pharmacy, Inc.	Ownership	100.000	UnitedHealth Group Incorporated		
		.00000	20-2372657				Diplomat Specialty Pharmacy of Flint, LLC	.MI	NIA	Diplomat Pharmacy, Inc.	Ownership	100.000	UnitedHealth Group Incorporated		
		.00000	26-0146551				Diplomat Specialty Pharmacy of Ft. Lauderdale, LLC	.MI	NIA	Diplomat Pharmacy, Inc.	Ownership	100.000	UnitedHealth Group Incorporated		
		.00000	20-2372751				Diplomat Specialty Pharmacy of Grand Rapids, LLC	.MI	NIA	Diplomat Pharmacy, Inc.	Ownership	100.000	UnitedHealth Group Incorporated		
		.00000	94-3459971				Diplomat Specialty Pharmacy of Los Angeles County, LLC	.CA	NIA	Diplomat Pharmacy, Inc.	Ownership	100.000	UnitedHealth Group Incorporated		
		.00000	23-3102454				Diplomat Specialty Pharmacy of Philadelphia, LLC	.PA	NIA	Diplomat Pharmacy, Inc.	Ownership	100.000	UnitedHealth Group Incorporated		
		.00000	83-1252892				Diplomat Specialty Pharmacy of Phoenix, LLC	.MI	NIA	Diplomat Pharmacy, Inc.	Ownership	100.000	UnitedHealth Group Incorporated		
		.00000	27-1148085				Diplomat Specialty Pharmacy of Southern California, LLC	.MI	NIA	Diplomat Pharmacy, Inc.	Ownership	100.000	UnitedHealth Group Incorporated		
		.00000	30-0238641				Distance Learning Network, Inc.	.DE	NIA	OptumHealth Holdings, LLC	Ownership	100.000	UnitedHealth Group Incorporated		
		.00000					Pacifico S.A. Entidad Prestadora de Salud EPS	.PER	NIA		Ownership	100.000	UnitedHealth Group Incorporated		
		.00000	82-5264853				Doctor + S.A.C.	.CO	NIA	SCA-DRY CREEK, LLC	Ownership	55.000	UnitedHealth Group Incorporated		2
		.00000	27-2176462				Dry Creek Surgery Center, LLC	.MI	NIA	Diplomat Pharmacy, Inc.	Ownership	100.000	UnitedHealth Group Incorporated		
		.00000	27-2499399				DSP Flint Real Estate, LLC	.MI	NIA	Diplomat Pharmacy, Inc.	Ownership	100.000	UnitedHealth Group Incorporated		
		.00000	82-5181311				DSP-Building C, LLC	.MI	NIA	Diplomat Pharmacy, Inc.	Ownership	100.000	UnitedHealth Group Incorporated		
		.00000	27-2103713				DTC Surgery Center, LLC	.CO	NIA	SCA-Denver Physicians Holdings, LLC	Ownership	55.000	UnitedHealth Group Incorporated		2
		.00000					Dublin Surgery Center, LLC	.OH	NIA	SCA-Dublin, LLC	Ownership	58.800	UnitedHealth Group Incorporated		2
		.00000					Duncan Printing Services, LLC	.SC	NIA	UnitedHealthcare Insurance Company	Ownership	100.000	UnitedHealth Group Incorporated		
		.00000	04-3106404				Durable Medical Equipment, Inc.	.MA	NIA	Reliant Medical Group, Inc.	Influence	100.000	UnitedHealth Group Incorporated		4
		.00000	59-3625966				DWIC of Tampa Bay, Inc.	.FL	NIA	MedExpress Development, LLC	Ownership	100.000	UnitedHealth Group Incorporated		
		.00000	59-3705426				E Street Endoscopy, LLC	.FL	NIA	West Coast Endoscopy Holdings, LLC	Ownership	51.000	UnitedHealth Group Incorporated		2
		.00000	95-4660712				Ear Professionals International Corporation	.DE	NIA	Specialty Benefits, LLC	Ownership	100.000	UnitedHealth Group Incorporated		
		.00000	02-0593133				East Brunswick Surgery Center, LLC	.NJ	NIA	ASC Holdings of New Jersey, LLC	Ownership	51.000	UnitedHealth Group Incorporated		2
		.00000	71-0923682				eCode Solutions, LLC	.DE	NIA	Surgical Care Affiliates, LLC	Ownership	100.000	UnitedHealth Group Incorporated		
		.00000	84-1162764				Electronic Network Systems, Inc.	.DE	NIA	Optum360 Solutions, LLC	Ownership	100.000	UnitedHealth Group Incorporated		
		.00000	98-1339173				Amil Assistência Médica Internacional S.A.	.BRA	NIA		Ownership	60.000	UnitedHealth Group Incorporated		
		.00000	98-1339173				Elual Participações S.A.	.BRA	NIA	Esho – Empresa de Serviços Hospitalares S.A.	Ownership	40.000	UnitedHealth Group Incorporated		
		.00000	26-2195068				Empire Physician Management Company, LLC	.CA	NIA	North American Medical Management California, Inc.	Ownership	100.000	UnitedHealth Group Incorporated		
		.00000	33-0181426				Empire Physicians' Medical Group, Inc.	.CA	NIA	Physician(s) owned	Influence	0.000	UnitedHealth Group Incorporated		4
		.00000	26-4682368				Employers' Health Choice PPO, Inc.	.AR	NIA	HealthScope Benefits, Inc.	Ownership	50.000	UnitedHealth Group Incorporated		2
		.00000					Empremédica S. A.	.PER	NIA	Banmedica S.A.	Ownership	100.000	UnitedHealth Group Incorporated		
		.00000	77-0317478				Endoscopy Center Affiliates, Inc.	.DE	NIA	National Surgery Centers, LLC	Ownership	100.000	UnitedHealth Group Incorporated		
0707	UnitedHealth Group Incorporated	.89087	75-1617708				Enterprise Life Insurance Company	.TX	.IA	Freedom Life Insurance Company of America	Ownership	100.000	UnitedHealth Group Incorporated		
		.00000	45-2301399				Envoy Health Management, LLC	.MI	NIA	Diplomat Pharmacy, Inc.	Ownership	100.000	UnitedHealth Group Incorporated		
		.00000	35-2607738				EP Campus I, LLC	.DE	NIA	UnitedHealthcare Insurance Company	Ownership	100.000	UnitedHealth Group Incorporated		
		.00000	81-0732646				Equian Parent Corp.	.DE	NIA	OptumInsight, Inc.	Ownership	100.000	UnitedHealth Group Incorporated		
		.00000	27-0083277				Equian, LLC	.IN	NIA	Equian Parent Corp.	Ownership	100.000	UnitedHealth Group Incorporated		
		.00000					Esho – Empresa de Serviços Hospitalares S.A.	.BRA	NIA	Amil Assistência Médica Internacional S.A.	Ownership	99.694	UnitedHealth Group Incorporated		2
		.00000					Etho – Empresa de Tecnologia Hospitalar Ltda.	.BRA	NIA	Amil Assistência Médica Internacional S.A.	Ownership	90.062	UnitedHealth Group Incorporated		2
		.00000	98-1122399				Evercare Collaborative Solutions, Inc.	.BRA	NIA	Ovations, Inc.	Ownership	100.000	UnitedHealth Group Incorporated		
		.00000	86-0964571					.DE	NIA		Ownership	100.000	UnitedHealth Group Incorporated		

SCHEDULE Y
PART 1A - DETAIL OF INSURANCE HOLDING COMPANY SYSTEM

1	2	3	4	5	6	7	8	9	10	11	12	13	14	15	16
Group Code	Group Name	NAIC Company Code	ID Number	Federal RSSD	CIK	Name of Securities Exchange if Publicly Traded (U.S. or International)	Names of Parent, Subsidiaries Or Affiliates	Domi-ciliary Location	Relation-ship to Reporting Entity	Directly Controlled by (Name of Entity/Person)	Type of Control (Ownership, Board, Management, Attorney-in-Fact, Influence, Other)	If Control is Owner-ship Provide Percen-tage	Ultimate Controlling Entity(ies)/Person(s)	Is an SCA Filing Re-quired? (Y/N)	*
		.00000	81-1070402				Everett MSO, Inc.WA	NIA	OptumCare Holdings, LLC	Ownership.....	100.000	UnitedHealth Group Incorporated		
		.00000	81-1625636				Everett Physicians, Inc. P.S.WA	NIA	Physician(s) owned	Influence.....	0.000	UnitedHealth Group Incorporated4
		.00000	98-1111239				Excellion Serviços Biomédicos Ltda.BRA	NIA	Esho – Empresa de Serviços Hospitalares S.A.	Ownership.....	100.000	UnitedHealth Group Incorporated		
		.00000	98-1111239				Excellion Serviços Biomédicos Ltda.BRA	NIA	Cemed Care – Empresa de Atendimento Clínico Geral Ltda.	Ownership.....	0.000	UnitedHealth Group Incorporated		
		.00000	20-0087132				Excelsior Insurance Brokerage, Inc.DE	NIA	HealthMarkets Insurance Agency, Inc.	Ownership.....	100.000	UnitedHealth Group Incorporated		
		.00000	11-3669765				Executive Health Resources, Inc.PA	NIA	Optum360 Solutions, LLC	Ownership.....	100.000	UnitedHealth Group Incorporated		
		.00000	30-0701899				Executive Surgery Center, LLCTX	NIA	SCA-Houston Executive, LLC	Ownership.....	53.850	UnitedHealth Group Incorporated2
		.00000	98-1259260				Exploration for Mine Clearance LLCIRQ	NIA	UnitedHealthcare Global Medical (UK) Limited	Ownership.....	100.000	UnitedHealth Group Incorporated		
		.00000	88-0223385				Family Health Care ServicesNV	NIA	Sierra Health Services, Inc.	Ownership.....	100.000	UnitedHealth Group Incorporated		
		.00000	88-0257036				Family Home Hospice, Inc.NV	NIA	Sierra Health Services, Inc.	Ownership.....	100.000	UnitedHealth Group Incorporated		
		.00000	47-2066485				First Hill Surgery Center, LLCWA	NIA	Physician(s) owned	Influence.....	0.000	UnitedHealth Group Incorporated4
		.00000	62-1551098				Florence Surgery Center, L.P.TN	NIA	SCA-Florence, LLC	Influence.....	20.000	UnitedHealth Group Incorporated5
		.00000	32-0432993				Florida MedTrans Network LLCFL	NIA	Florida MedTrans Network MSO LLC	Ownership.....	100.000	UnitedHealth Group Incorporated		
		.00000	36-4778512				Florida MedTrans Network MSO LLCFL	NIA	Metropolitan Medical Transportation IPA, LLC	Ownership.....	100.000	UnitedHealth Group Incorporated		
		.00000	35-2456267				FMG Holdings, LLCDE	NIA	UnitedHealth Group Incorporated	Ownership.....	98.704	UnitedHealth Group Incorporated		
		.00000	35-2456267				FMG Holdings, LLCDE	NIA	Hygeia Corporation	Ownership.....	1.296	UnitedHealth Group Incorporated		
		.00000	11-2142060				Focus Rx Inc.NY	NIA	Diplomat Pharmacy, Inc.	Ownership.....	100.000	UnitedHealth Group Incorporated		
		.00000	46-3275933				Focus Rx Pharmacy Services Inc.NY	NIA	Diplomat Pharmacy, Inc.	Ownership.....	100.000	UnitedHealth Group Incorporated		
		.00000	86-0908902				For Health of Arizona, Inc.AZ	NIA	For Health, Inc.	Ownership.....	100.000	UnitedHealth Group Incorporated		
		.00000	33-0766617				For Health, Inc.DE	NIA	Inspiris, Inc.	Ownership.....	100.000	UnitedHealth Group Incorporated		
		.00000	77-0368346				Fort Worth Endoscopy Centers, LLCTX	NIA	THR-SCA Holdings, LLC	Influence.....	0.000	UnitedHealth Group Incorporated5
		.00000	86-0901608				Fortified Provider Network, Inc.AZ	NIA	Equian Parent Corp.	Ownership.....	100.000	UnitedHealth Group Incorporated		
		.00000	27-0695411				Fortify Technologies Asia, LLCPHL	NIA	Savvysherpa, LLC	Ownership.....	99.990	UnitedHealth Group Incorporated2
		.00000	75-2193766				Fortify Technologies, LLCMN	NIA	Savvysherpa, LLC	Ownership.....	100.000	UnitedHealth Group Incorporated		
		.00000	20-3412606				Foundation Financial Services, Inc.NV	NIA	USHEALTH Group, Inc.	Ownership.....	100.000	UnitedHealth Group Incorporated		
		.00000	61-1096685				Franklin Surgical Center, LLCNJ	NIA	SCA-Franklin, LLC	Ownership.....	52.640	UnitedHealth Group Incorporated2
.0707	UnitedHealth Group Incorporated	.62324	61-1096685				Freedom Life Insurance Company of AmericaTX	.IA	USHEALTH Group, Inc.	Ownership.....	100.000	UnitedHealth Group Incorporated		
		.00000	82-3453993				Freeway Surgicenter of Houston, LLCTX	NIA	SCA-Freeway Holdings, LLC	Ownership.....	59.320	UnitedHealth Group Incorporated2
		.00000	98-1172769				Frontier Medex Tanzania LimitedTZA	NIA	UnitedHealthcare Global Medical (UK) Limited	Ownership.....	99.000	UnitedHealth Group Incorporated2
		.00000	68-0679514				FrontierMEDEX (RMS), Inc.DE	NIA	FMG Holdings, LLC	Ownership.....	100.000	UnitedHealth Group Incorporated		
		.00000	45-5339512				FrontierMEDEX Government Services, LLCDE	NIA	FMG Holdings, LLC	Ownership.....	100.000	UnitedHealth Group Incorporated		
		.00000	98-1147103				FrontierMEDEX Kenya LimitedKEN	NIA	UnitedHealthcare Global Medical (UK) Limited	Ownership.....	99.900	UnitedHealth Group Incorporated		
		.00000	98-1147103				FrontierMEDEX Kenya LimitedKEN	NIA	UnitedHealthcare International I B.V.	Ownership.....	0.100	UnitedHealth Group Incorporated		
		.00000	98-1101521				FrontierMEDEX LimitedIRQ	NIA	UnitedHealthcare Global Medical (UK) Limited	Ownership.....	100.000	UnitedHealth Group Incorporated		
		.00000	33-1219808				FrontierMEDEX US, Inc.DE	NIA	UnitedHealth Group Incorporated	Ownership.....	75.387	UnitedHealth Group Incorporated		
		.00000	33-1219808				FrontierMEDEX US, Inc.DE	NIA	FMG Holdings, LLC	Ownership.....	24.613	UnitedHealth Group Incorporated		
		.00000	52-2230470				FrontierMEDEX, Inc.MN	NIA	FrontierMEDEX US, Inc.	Ownership.....	100.000	UnitedHealth Group Incorporated		
		.00000	63-0833765				Fundación BannédicaCHL	NIA	Bannédica S.A.	Ownership.....	100.000	UnitedHealth Group Incorporated		
		.00000	62-1488653				Gadsden Surgery Center, LLCDE	NIA	SC Affiliates, LLC	Ownership.....	100.000	UnitedHealth Group Incorporated		
		.00000	27-0556097				Gadsden Surgery Center, Ltd.AL	NIA	Gadsden Surgery Center, LLC	Ownership.....	58.500	UnitedHealth Group Incorporated2
		.00000	47-3851949				Genoa Healthcare LLCPA	NIA	Specialized Pharmaceuticals, Inc.	Ownership.....	100.000	UnitedHealth Group Incorporated		
		.00000	20-5009764				Genoa Healthcare, Inc.DE	NIA	OptumRx Holdings, LLC	Ownership.....	100.000	UnitedHealth Group Incorporated		
		.00000	47-3851949				Genoa of Arkansas, LLCAR	NIA	Genoa Healthcare LLC	Ownership.....	100.000	UnitedHealth Group Incorporated		
		.00000	38-4034308				Genoa Technology (Canada) Inc.CAN	NIA	Genoa Technology, Inc.	Ownership.....	100.000	UnitedHealth Group Incorporated		
		.00000	45-3010132				Genoa Technology, Inc.DE	NIA	Genoa Healthcare LLC	Ownership.....	100.000	UnitedHealth Group Incorporated		
		.00000	81-4703295				Genoa Telepsychiatry, Inc.DE	NIA	Genoa Healthcare LLC	Ownership.....	100.000	UnitedHealth Group Incorporated		
		.00000					Genoa, QoL Wholesale, LLCDE	NIA	Genoa Healthcare LLC	Ownership.....	100.000	UnitedHealth Group Incorporated		

SCHEDULE Y
PART 1A - DETAIL OF INSURANCE HOLDING COMPANY SYSTEM

1	2	3	4	5	6	7	8	9	10	11	12	13	14	15	16
Group Code	Group Name	NAIC Company Code	ID Number	Federal RSSD	CIK	Name of Securities Exchange if Publicly Traded (U.S. or International)	Names of Parent, Subsidiaries Or Affiliates	Domi-ciliary Location	Relation-ship to Reporting Entity	Directly Controlled by (Name of Entity/Person)	Type of Control (Ownership, Board, Management, Attorney-in-Fact, Influence, Other)	If Control is Ownership Provide Percentage	Ultimate Controlling Entity(ies)/Person(s)	Is an SCA Filing Re-quired? (Y/N)	*
0707	UnitedHealth Group Incorporated	00000	37-0920164				gethealthinsurance.com Agency Inc.	IN	NIA	Golden Rule Financial Corporation	Ownership	100.000	UnitedHealth Group Incorporated		
		00000	65-1025514				Gladiolus Surgery Center, LLC	FL	NIA	SCA-Gladiolus, LLC	Influence	46.000	UnitedHealth Group Incorporated		5
		00000	47-3495605				GLBESC, LLC	DE	NIA	Beach Surgical Holdings LLC	Ownership	51.282	UnitedHealth Group Incorporated		2
		00000	33-0595220				Glenwood Surgical Center, L.P.	CA	NIA	Glenwood-SC, Inc.	Ownership	56.730	UnitedHealth Group Incorporated		2
		00000	62-1601450				Glenwood-SC, Inc.	TN	NIA	SC Affiliates, LLC	Ownership	100.000	UnitedHealth Group Incorporated		
		00000	20-3420886				Golden Outlook, Inc.	CA	NIA	Golden Rule Financial Corporation	Ownership	100.000	UnitedHealth Group Incorporated		
		00000	37-0855360				Golden Rule Financial Corporation	DE	NIA	UnitedHealth Group Incorporated	Ownership	100.000	UnitedHealth Group Incorporated		
		62286	37-6028756	3057283			Golden Rule Insurance Company	IN	IA	Golden Rule Financial Corporation	Ownership	100.000	UnitedHealth Group Incorporated		
		00000	33-0529450				Golden Triangle Surgicenter, L.P.	CA	NIA	Surgery Centers-West Holdings, LLC	Ownership	72.000	UnitedHealth Group Incorporated		2
		00000	52-1597483				Grandview Surgery Center, LTD.	PA	NIA	Camp Hill Ambulatory Centers	Ownership	41.993	UnitedHealth Group Incorporated		2
		00000	93-1237063				GRANTS PASS SURGERY CENTER, LLC	OR	NIA	SCA-GRANTS PASS, LLC	Ownership	51.000	UnitedHealth Group Incorporated		2
		00000					Grapevine Finance LLC	DE	NIA	HealthMarkets, LLC	Ownership	100.000	UnitedHealth Group Incorporated		
		00000	27-2337725				Greater Phoenix Collaborative Care, P.C.	AZ	NIA	Physician(s) owned	Influence	0.000	UnitedHealth Group Incorporated		4
		00000	36-4053840				Greensboro Specialty Surgery Center, LLC	NC	NIA	NSC Greensboro West, LLC	Influence	50.100	UnitedHealth Group Incorporated		5
		00000	74-2411643				Greenville Surgery Center, LLC	TX	NIA	THR-SCA Holdings, LLC	Ownership	0.000	UnitedHealth Group Incorporated		2
		00000	33-0749339				Grossmont Surgery Center, L.P.	CA	NIA	Medical Surgical Centers of America, Inc.	Influence	33.645	UnitedHealth Group Incorporated		5
		00000	33-0749339				Grossmont Surgery Center, L.P.	CA	NIA	SunSurgery, LLC	Influence	1.000	UnitedHealth Group Incorporated		5
		00000	01-0619096				Grove Place Surgery Center, L.L.C.	FL	NIA	SCA-Grove Place, LLC	Ownership	70.710	UnitedHealth Group Incorporated		2
		00000	98-0213198				H&W Indemnity (SPC), Ltd.	GYM	NIA	UnitedHealth Group Incorporated	Ownership	100.000	UnitedHealth Group Incorporated		
		00000	26-1227494				H.I. Investments Holding Company, LLC	DE	NIA	Health Inventures, LLC	Ownership	100.000	UnitedHealth Group Incorporated		
0707	UnitedHealth Group Incorporated	79480	35-1279304				Harken Health Insurance Company	WI	IA	UnitedHealthcare, Inc.	Ownership	100.000	UnitedHealth Group Incorporated		
0707	UnitedHealth Group Incorporated	00000	58-2065044				Hawthorn Place Outpatient Surgery Center, L.P.	GA	NIA	SHC Hawthorn, Inc.	Ownership	38.000	UnitedHealth Group Incorporated		2
		00000	27-4579547				Hays Surgery Center, LLC	TX	NIA	SCA Hays Holdings, LLC	Ownership	99.000	UnitedHealth Group Incorporated		2
		00000					HCentive Technology India Private Limited	IND	NIA	hCentive, Inc.	Ownership	9.999	UnitedHealth Group Incorporated		2
		00000					HCentive Technology India Private Limited	IND	NIA	UnitedHealth International, Inc.	Ownership	0.001	UnitedHealth Group Incorporated		2
		00000	27-0549481				hCentive, Inc.	DE	NIA	Optum Government Solutions, Inc.	Ownership	100.000	UnitedHealth Group Incorporated		
		00000	45-3007213				HCP ACO California, LLC	CA	NIA	OptumCare ACO Holdings, LLC	Ownership	100.000	UnitedHealth Group Incorporated		
		00000	45-3007484				HCP ACO Nevada, LLC	NV	NIA	OptumCare ACO Holdings, LLC	Ownership	100.000	UnitedHealth Group Incorporated		
		00000	33-0673883				Health Care-ONE Insurance Agency, Inc.	CA	NIA	USHEALTH Career Agency, Inc.	Ownership	50.000	UnitedHealth Group Incorporated		2
		00000	20-5944768				Health Inventures Employment Solutions, LLC	DE	NIA	Health Inventures, LLC	Ownership	100.000	UnitedHealth Group Incorporated		
		00000	04-3723090				Health Inventures, LLC	DE	NIA	SC Affiliates, LLC	Ownership	100.000	UnitedHealth Group Incorporated		
		96342	88-0201035				Health Plan of Nevada, Inc.	NV	IA	Sierra Health Services, Inc.	Ownership	100.000	UnitedHealth Group Incorporated		
		00000	95-4763349				HealthAllies, Inc.	DE	NIA	OptumHealth Holdings, LLC	Ownership	100.000	UnitedHealth Group Incorporated		
		00000					HealthCare Partners Affiliates Medical Group			Physician(s) owned	Influence	0.000	UnitedHealth Group Incorporated		4
		00000	26-4247365				HealthCare Partners ASC-HB, LLC	CA	NIA	Physician(s) owned	Influence	0.000	UnitedHealth Group Incorporated		4
		00000	95-4628842				HealthCare Partners ASC-LB, LLC	CA	NIA	HealthCare Partners Associates Medical Group	Influence	0.000	UnitedHealth Group Incorporated		4
		00000	45-5273760				HealthCare Partners Associates Medical Group, P.C.	CA	NIA	Physician(s) owned	Influence	0.000	UnitedHealth Group Incorporated		4
		00000					HealthCare Partners Management Services California, LLC	DE	NIA	OptumCare Management, LLC	Ownership	100.000	UnitedHealth Group Incorporated		
		00000	47-5274363				HealthCare Partners Medical Group, P.C.	CA	NIA	Physician(s) owned	Influence	0.000	UnitedHealth Group Incorporated		4
		00000	46-5349193				Healthcare Partners Plan of Nevada, Inc.	NV	NIA	OptumCare Holdings, LLC	Ownership	100.000	UnitedHealth Group Incorporated		
		00000	81-1080535				HealthCare Partners RE, LLC	DE	NIA	OptumCare Holdings, LLC	Ownership	100.000	UnitedHealth Group Incorporated		
		00000	77-0693060				Healthcare Solutions, Inc.	DE	NIA	OptumRx Administrative Services, LLC	Ownership	100.000	UnitedHealth Group Incorporated		
0707	UnitedHealth Group Incorporated	00000	20-3349887				HealthEast Surgery Center-Maplewood, LLC	MN	NIA	H.I. Investments Holding Company, LLC	Influence	24.313	UnitedHealth Group Incorporated		5
		00000					HealthFirst IPA, Inc.	CO	NIA	New West Physicians, Inc.	Ownership	100.000	UnitedHealth Group Incorporated		
		00000	47-2570595				HealthMarkets Group, Inc.	DE	NIA	HealthMarkets, LLC	Ownership	100.000	UnitedHealth Group Incorporated		
		00000	27-0277771				HealthMarkets Insurance Agency, Inc.	DE	NIA	HealthMarkets Group, Inc.	Ownership	100.000	UnitedHealth Group Incorporated		
		00000	81-3774112				HealthMarkets NewCo, Inc.	DE	NIA	HealthMarkets, Inc.	Ownership	100.000	UnitedHealth Group Incorporated		
		00000	46-1131431				HealthMarkets Services, Inc.	DE	NIA	HealthMarkets Group, Inc.	Ownership	100.000	UnitedHealth Group Incorporated		
		00000	75-2044750	4346649			HealthMarkets, Inc.	DE	NIA	Golden Rule Financial Corporation	Ownership	100.000	UnitedHealth Group Incorporated		

STATEMENT AS OF MARCH 31, 2020 OF THE UnitedHealthcare Community Plan of Ohio, Inc.

SCHEDULE Y
PART 1A - DETAIL OF INSURANCE HOLDING COMPANY SYSTEM

1	2	3	4	5	6	7	8	9	10	11	12	13	14	15	16
Group Code	Group Name	NAIC Company Code	ID Number	Federal RSSD	CIK	Name of Securities Exchange if Publicly Traded (U.S. or International)	Names of Parent, Subsidiaries Or Affiliates	Domi-ciliary Location	Relation-ship to Reporting Entity	Directly Controlled by (Name of Entity/Person)	Type of Control (Ownership, Board, Management, Attorney-in-Fact, Influence, Other)	If Control is Owner-ship Provide Percen-tage	Ultimate Controlling Entity(ies)/Person(s)	Is an SCA Filing Re-quired? (Y/N)	*
		.00000					HealthMarkets, LLC	.DE	NIA	HealthMarkets, Inc.	Ownership	100.000	UnitedHealth Group Incorporated		
		.00000	71-0847266				HealthScope Benefits, Inc.	.DE	NIA	HealthSCOPE Holdings, Inc.	Ownership	100.000	UnitedHealth Group Incorporated		
		.00000	47-1409110				HealthSCOPE Holdings, Inc.	.DE	NIA	UMR, Inc.	Ownership	100.000	UnitedHealth Group Incorporated		
		.00000	83-2722254				Heartland Heart and Vascular, LLC	.DE	NIA	SCA Heartland Holdings, LLC	Ownership	80.000	UnitedHealth Group Incorporated		2
		.00000	98-1443161				Help S.A.	.CHL	NIA	Banmédica S.A.	Ownership	100.000	UnitedHealth Group Incorporated		
		.00000	98-1443161				Help S.A.	.CHL	NIA	Saden S.A.	Ownership	0.000	UnitedHealth Group Incorporated		
		.00000					Help Service S.A.	.CHL	NIA	Banmédica S.A.	Ownership	100.000	UnitedHealth Group Incorporated		
		.00000					Help Service S.A.	.CHL	NIA	Saden S.A.	Ownership	0.000	UnitedHealth Group Incorporated		
		.00000					Hemonefro – Hemodiálise e Nefrologia Ltda	.BRA	NIA	Esho – Empresa de Serviços Hospitalares S.A.	Influence	28.500	UnitedHealth Group Incorporated		5
		.00000	46-5291602				HFHS-SCA Holdings, LLC	.MI	NIA	SC Affiliates, LLC	Influence	49.000	UnitedHealth Group Incorporated		5
		.00000	84-1472832				Highlands Ranch Healthcare, LLC	.CO	NIA	Urgent Care MSO, LLC	Ownership	100.000	UnitedHealth Group Incorporated		
		.00000					HMI NewCo, LLC	.DE	NIA	HealthMarkets NewCo, Inc.	Ownership	100.000	UnitedHealth Group Incorporated		
		.00000	98-1452260				Home Medical S.A.	.CHL	NIA	Help S.A.	Ownership	99.998	UnitedHealth Group Incorporated		
		.00000	98-1452260				Home Medical S.A.	.CHL	NIA	Saden S.A.	Ownership	0.002	UnitedHealth Group Incorporated		
		.00000					Homecare Dimensions of Florida, Inc.	.TX	NIA	Physician(s) owned	Influence	0.000	UnitedHealth Group Incorporated		4
		.00000					Homecare Dimensions, Inc.	.TX	NIA	Physician(s) owned	Influence	0.000	UnitedHealth Group Incorporated		4
		.00000	20-8910978				Hospice Inspiris Holdings, Inc.	.TN	NIA	Inspiris, Inc.	Ownership	100.000	UnitedHealth Group Incorporated		
		.00000	98-1286038				Hospitais Associados de Pernambuco Ltda.	.BRA	NIA	Esho – Empresa de Serviços Hospitalares S.A.	Ownership	100.000	UnitedHealth Group Incorporated		
		.00000	98-1286038				Hospitais Associados de Pernambuco Ltda.	.BRA	NIA	Hospital Alvorada de Taguatinga Ltda.	Ownership	0.000	UnitedHealth Group Incorporated		
		.00000					Hospital Alvorada de Taguatinga Ltda.	.BRA	NIA	Anil Assistência Médica Internacional S.A.	Ownership	83.877	UnitedHealth Group Incorporated		
		.00000					Hospital Alvorada de Taguatinga Ltda.	.BRA	NIA	Bosque Medical Center Ltda.	Ownership	8.624	UnitedHealth Group Incorporated		
		.00000					Hospital Alvorada de Taguatinga Ltda.	.BRA	NIA	Esho – Empresa de Serviços Hospitalares S.A.	Ownership	7.499	UnitedHealth Group Incorporated		
		.00000	98-1389272				Hospital Ana Costa S.A.	.BRA	NIA	Piano de Saúde Ana Costa Ltda.	Ownership	99.779	UnitedHealth Group Incorporated		2
		.00000	98-1310065				Hospital de Clínicas de Jacarepaguá Ltda.	.BRA	NIA	Esho – Empresa de Serviços Hospitalares S.A.	Ownership	100.000	UnitedHealth Group Incorporated		
		.00000	98-1310065				Hospital de Clínicas de Jacarepaguá Ltda.	.BRA	NIA	Cemed Care – Empresa de Atendimento Clínico Geral Ltda.	Ownership	0.000	UnitedHealth Group Incorporated		
		.00000	98-1332673				Hospital Santa Helena S.A.	.BRA	NIA	Elual Participações S.A.	Ownership	65.210	UnitedHealth Group Incorporated		2
		.00000	98-1332673				Hospital Santa Helena S.A.	.BRA	NIA	Esho – Empresa de Serviços Hospitalares S.A.	Ownership	33.600	UnitedHealth Group Incorporated		2
		.00000	26-2912304				Humedica, Inc.	.DE	NIA	United HealthCare Services, Inc.	Ownership	100.000	UnitedHealth Group Incorporated		
		.00000	36-4331825				Hygeia Corporation	.DE	NIA	UnitedHealth International, Inc.	Ownership	100.000	UnitedHealth Group Incorporated		
		.00000	98-1106075				Hygeia Corporation (Ontario)	.CAN	NIA	FrontierMEDEX US, Inc.	Ownership	100.000	UnitedHealth Group Incorporated		
		.00000	82-1341098				Illinois Independent Care Network	.DE	NIA	Surgical Care Affiliates, LLC	Ownership	100.000	UnitedHealth Group Incorporated		
		.00000	98-1122694				Imed Star – Serviços de Desempenho Organizacional Ltda.	.BRA	NIA	Optum Health & Technology Serviços do Brasil Ltda.	Ownership	100.000	UnitedHealth Group Incorporated		
		.00000	98-1122694				Imed Star – Serviços de Desempenho Organizacional Ltda.	.BRA	NIA	UHG Brasil Participações S.A.	Ownership	0.000	UnitedHealth Group Incorporated		
		.00000	20-4351923				Impel Consulting Experts, L.L.C.	.TX	NIA	Impel Management Services, L.L.C.	Ownership	100.000	UnitedHealth Group Incorporated		
		.00000	75-2574317				Impel Management Services, L.L.C.	.TX	NIA	USMD Holdings, Inc.	Ownership	100.000	UnitedHealth Group Incorporated		
		.00000	27-3296953				IN Style OPTICAL, LLC	.MA	NIA	Physician(s) owned	Influence	0.000	UnitedHealth Group Incorporated		4
		.00000	45-4132005				Indiana Care Organization, LLC	.IN	NIA	AHN Target Holdings, LLC	Ownership	100.000	UnitedHealth Group Incorporated		
		.00000	62-1641102				Ingram & Associates, LLC	.TN	NIA	Optum360, LLC	Ownership	100.000	UnitedHealth Group Incorporated		
		.00000	33-0618077				Inland Faculty Medical Group, Inc.	.CA	NIA	Physician(s) owned	Influence	0.000	UnitedHealth Group Incorporated		4
		.00000	33-0018673				Inland Surgery Center, L.P.	.CA	NIA	Redlands Ambulatory Surgery Center	Ownership	51.000	UnitedHealth Group Incorporated		2
		.00000					Imobiliária Apoquindo 3001 S.A.	.CHL	NIA	Imobiliária Apoquindo S.A.	Ownership	99.999	UnitedHealth Group Incorporated		
		.00000					Imobiliária Apoquindo 3001 S.A.	.CHL	NIA	Vida Tres Internacional S.A.	Ownership	0.001	UnitedHealth Group Incorporated		
		.00000	98-1458683				Imobiliária Apoquindo 3600 Ltda.	.CHL	NIA	Banmédica S.A.	Ownership	99.700	UnitedHealth Group Incorporated		
		.00000	98-1458683				Imobiliária Apoquindo 3600 Ltda.	.CHL	NIA	Imobiliária Apoquindo 3001 S.A.	Ownership	0.300	UnitedHealth Group Incorporated		
		.00000	98-1443174				Imobiliária Apoquindo S.A.	.CHL	NIA	Banmédica S.A.	Ownership	100.000	UnitedHealth Group Incorporated		

SCHEDULE Y
PART 1A - DETAIL OF INSURANCE HOLDING COMPANY SYSTEM

1	2	3	4	5	6	7	8	9	10	11	12	13	14	15	16
Group Code	Group Name	NAIC Company Code	ID Number	Federal RSSD	CIK	Name of Securities Exchange if Publicly Traded (U.S. or International)	Names of Parent, Subsidiaries Or Affiliates	Domi-ciliary Location	Relation-ship to Reporting Entity	Directly Controlled by (Name of Entity/Person)	Type of Control (Ownership, Board, Management, Attorney-in-Fact, Influence, Other)	If Control is Owner-ship Provide Percen-tage	Ultimate Controlling Entity(ies)/Person(s)	Is an SCA Filing Re-quired? (Y/N)	*
		.00000	98-1443174				Inmobiliaria Apoquindo S.A.	.CHL	NIA	Saden S.A.	Ownership	0.000	UnitedHealth Group Incorporated		
		.00000	98-1458682				Inmobiliaria Clínica Santa María S.A.	.CHL	NIA	Banmedica S.A.	Ownership	99.433	UnitedHealth Group Incorporated		2
		.00000	98-1454653				Inmobiliaria e Inversiones Alameda S.A.	.CHL	NIA	Banmedica S.A.	Ownership	99.980	UnitedHealth Group Incorporated		
		.00000	98-1454653				Inmobiliaria e Inversiones Alameda S.A.	.CHL	NIA	Saden S.A.	Ownership	0.020	UnitedHealth Group Incorporated		
		.00000	98-1460922				Inmobiliaria Viñamed Ltda.	.CHL	NIA	Administradora Médica Centromed S.A.	Ownership	99.900	UnitedHealth Group Incorporated		2
		.00000	47-5640889				INOVB Surgical at Memorial City, LLC	.TX	NIA	Memorial City Partners, LLC	Ownership	100.000	UnitedHealth Group Incorporated		
		.00000	88-0482274				inPharmative, Inc.	.NV	NIA	OptumRx Health Solutions, LLC	Ownership	100.000	UnitedHealth Group Incorporated		
							Inspiris Medical Services of New Jersey, P.C.								
		.00000	45-2563134					.NJ	NIA	Physician(s) owned	Influence	0.000	UnitedHealth Group Incorporated		4
		.00000	27-1561674				INSPIRIS of Michigan Medical Services, P.C.	.MI	NIA	Physician(s) owned	Influence	0.000	UnitedHealth Group Incorporated		4
		.00000	13-4138665				INSPIRIS of New York Management, Inc.	.NY	NIA	Inspiris, Inc.	Ownership	100.000	UnitedHealth Group Incorporated		
		.00000	13-4168739				INSPIRIS of New York Medical Services, P.C.	.NY	NIA	Physician(s) owned	Influence	0.000	UnitedHealth Group Incorporated		4
							INSPIRIS of Pennsylvania Medical Services, P.C.								
		.00000	26-2895670					.PA	NIA	Physician(s) owned	Influence	0.000	UnitedHealth Group Incorporated		4
		.00000	26-2885572				INSPIRIS of Texas Physician Group	.TX	NIA	Optum Care Services Company	Ownership	100.000	UnitedHealth Group Incorporated		
		.00000	33-0766366				Inspiris, Inc.	.DE	NIA	Collaborative Care Holdings, LLC	Ownership	100.000	UnitedHealth Group Incorporated		
										COI – Clínicas Oncológicas Integradas S.A.					
		.00000					Instituto do Radium de Campinas Ltda	.BRA	NIA		Ownership	100.000	UnitedHealth Group Incorporated		
										Esho – Empresa de Serviços Hospitalares S.A.					
		.00000					Instituto do Radium de Campinas Ltda	.BRA	NIA		Ownership	0.000	UnitedHealth Group Incorporated		
		.00000	46-2215497				InTouch Pharmacy LLC	.GA	NIA	Diplomat Pharmacy, Inc.	Ownership	100.000	UnitedHealth Group Incorporated		
		.00000	98-1452273				Inversiones Clínicas Santa María S.A.	.CHL	NIA	Banmedica S.A.	Ownership	100.000	UnitedHealth Group Incorporated		
		.00000	98-1452273				Inversiones Clínicas Santa María S.A.	.CHL	NIA	Clínica Dávila y Servicios Médicos S.A.	Ownership	0.000	UnitedHealth Group Incorporated		
		.00000	98-1448096				Isapre Banmedica S.A.	.CHL	IA	Banmedica S.A.	Ownership	100.000	UnitedHealth Group Incorporated		
		.00000	98-1448096				Isapre Banmedica S.A.	.CHL	IA	Clínica Dávila y Servicios Médicos S.A.	Ownership	0.000	UnitedHealth Group Incorporated		
		.00000					Isapre Vida Tres S.A.	.CHL	IA	Banmedica S.A.	Ownership	100.000	UnitedHealth Group Incorporated		
		.00000					Isapre Vida Tres S.A.	.CHL	IA	Clínica Dávila y Servicios Médicos S.A.	Ownership	0.000	UnitedHealth Group Incorporated		
		.00000	74-2544709				Joliet Surgery Center Limited Partnership	.IL	NIA	Surigicare of Joliet, Inc.	Ownership	55.030	UnitedHealth Group Incorporated		2
										Pacifico S.A. Entidad Prestadora de Salud					
		.00000	98-1456202				Laboratorio ROE S.A.	.PER	NIA	EPS	Ownership	100.000	UnitedHealth Group Incorporated		
		.00000					Laboratorios Médicos Amed Quilpué S.A.	.CHL	NIA	Centromed Quilpué S.A.	Ownership	99.900	UnitedHealth Group Incorporated		1
		.00000	81-3732334				LDI Holding Company, LLC	.DE	NIA	Diplomat Pharmacy, Inc.	Ownership	55.100	UnitedHealth Group Incorporated		
		.00000	81-3732334				LDI Holding Company, LLC	.DE	NIA	Oak HC/FT LDI Blocker, LLC	Ownership	17.900	UnitedHealth Group Incorporated		
		.00000	81-3732334				LDI Holding Company, LLC	.DE	NIA	LDI Nautic VII Blocker, LLC	Ownership	17.600	UnitedHealth Group Incorporated		
		.00000	81-3732334				LDI Holding Company, LLC	.DE	NIA	LDI Nautic VIII-A Blocker, LLC	Ownership	9.400	UnitedHealth Group Incorporated		
		.00000	38-4062192				LDI Management Services, LLC	.DE	NIA	LDI Holding Company, LLC	Ownership	100.000	UnitedHealth Group Incorporated		
		.00000	81-4123171				LDI Nautic VII Blocker, LLC	.DE	NIA	Diplomat Pharmacy, Inc.	Ownership	100.000	UnitedHealth Group Incorporated		
		.00000	81-4246034				LDI Nautic VIII-A Blocker, LLC	.DE	NIA	Diplomat Pharmacy, Inc.	Ownership	100.000	UnitedHealth Group Incorporated		
		.00000	81-3741657				Leehar Distributors, LLC	.DE	NIA	LDI Holding Company, LLC	Ownership	100.000	UnitedHealth Group Incorporated		
		.00000	61-1028180				Lexington Surgery Center, Ltd.	.KY	NIA	Surgery Center of Lexington, LLC	Influence	73.000	UnitedHealth Group Incorporated		5
		.00000	36-3468942				LGH-A/GOLF ASTC, L.L.C.	.IL	NIA	Advocate-SCA Partners, LLC	Influence	49.000	UnitedHealth Group Incorporated		5
		.00000	81-4465348				Liberty Anesthesia Services, LLC	.IL	NIA	SCA-Winchester, LLC	Influence	25.000	UnitedHealth Group Incorporated		5
							Lifeprint Accountable Care Organization, LLC								
		.00000	32-0409538					.DE	NIA	Collaborative Care Holdings, LLC	Ownership	100.000	UnitedHealth Group Incorporated		
		.00000	45-3143218				Lifeprint East, Inc.	.DE	NIA	Collaborative Care Holdings, LLC	Ownership	100.000	UnitedHealth Group Incorporated		
		.00000	27-2309024				LifePrint Health, Inc.	.DE	NIA	Collaborative Care Holdings, LLC	Ownership	100.000	UnitedHealth Group Incorporated		
		.00000	75-2225187				LifeStyles Marketing Group, Inc.	.DE	NIA	USHEALTH Career Agency, Inc.	Ownership	100.000	UnitedHealth Group Incorporated		
		.00000	58-2305878				LifelWell, Ltd. Co.	.GA	NIA	HealthScope Benefits, Inc.	Ownership	100.000	UnitedHealth Group Incorporated		
		.00000	39-1974851				Logistics Health, Inc.	.WI	NIA	OptumHealth Holdings, LLC	Ownership	100.000	UnitedHealth Group Incorporated		
		.00000	98-1337963				Lotten-Eyes Oftalmologia Clinica e Cirurgica Ltda.	.BRA	NIA	Hospital Alvorada de Taguatinga Ltda.	Ownership	100.000	UnitedHealth Group Incorporated		
										Esho – Empresa de Serviços Hospitalares S.A.					
		.00000	98-1337963				Lotten-Eyes Oftalmologia Clinica e Cirurgica Ltda.	.BRA	NIA		Ownership	0.000	UnitedHealth Group Incorporated		
		.00000	62-1179566				Louisville S.C., Ltd.	.KY	NIA	Surgery Center of Louisville, LLC	Ownership	59.400	UnitedHealth Group Incorporated		2

SCHEDULE Y
PART 1A - DETAIL OF INSURANCE HOLDING COMPANY SYSTEM

1	2	3	4	5	6	7	8	9	10	11	12	13	14	15	16
Group Code	Group Name	NAIC Company Code	ID Number	Federal RSSD	CIK	Name of Securities Exchange if Publicly Traded (U.S. or International)	Names of Parent, Subsidiaries Or Affiliates	Domi-ciliary Location	Relation-ship to Reporting Entity	Directly Controlled by (Name of Entity/Person)	Type of Control (Ownership, Board, Management, Attorney-in-Fact, Influence, Other)	If Control is Owner-ship Provide Percen-tage	Ultimate Controlling Entity(ies)/Person(s)	Is an SCA Filing Re-quired? (Y/N)	*
		.00000	62-1179538				Louisville-SC Properties, Inc.	.KY	NIA	SC Affiliates, LLC	Ownership	100.000	UnitedHealth Group Incorporated		
		.00000	36-4119519				Loyola Ambulatory Surgery Center at Oakbrook, Inc.	.IL	NIA	ASC Network, LLC	Ownership	100.000	UnitedHealth Group Incorporated		
		.00000	36-4119522				Loyola Ambulatory Surgery Center at Oakbrook, L.P.	.IL	NIA	Loyola Ambulatory Surgery Center at Oakbrook, Inc.	Influence	45.000	UnitedHealth Group Incorporated		5
		.00000	98-1137620				Lusiadas - Parcerias Cascais, S.A.	.PRT	NIA	Lusiadas, SGPS, S.A.	Ownership	100.000	UnitedHealth Group Incorporated		
		.00000	98-1139095				Lusiadas A.C.E.	.PRT	NIA	Lusiadas, S.A.	Ownership	20.000	UnitedHealth Group Incorporated		2
		.00000	98-1139089				Lusiadas, S.A.	.PRT	NIA	Lusiadas, SGPS, S.A.	Ownership	100.000	UnitedHealth Group Incorporated		2
		.00000	98-1138570				Lusiadas, SGPS, S.A.	.PRT	NIA	AMIL International S.á.r.l.	Ownership	100.000	UnitedHealth Group Incorporated		
.0707	UnitedHealth Group Incorporated	.60321	52-1803283				MAMSI Life and Health Insurance Company	.MD	.IA	United HealthCare Services, Inc.	Ownership	100.000	UnitedHealth Group Incorporated		
		.00000	14-1782475				Managed Physical Network, Inc.	.NY	NIA	OptumHealth Care Solutions, LLC	Ownership	100.000	UnitedHealth Group Incorporated		
		.00000	20-2880404				March Holdings, Inc.	.CA	NIA	Specialty Benefits, LLC	Influence	7.353	UnitedHealth Group Incorporated		5
		.00000	95-4874334				March Vision Care Group, Incorporated	.CA	NIA	Physician(s) owned	Influence	0.000	UnitedHealth Group Incorporated		4
		.00000	27-3115058				March Vision Care IPA, Inc.	.NY	NIA	March Vision Care Group, Incorporated	Influence	0.000	UnitedHealth Group Incorporated		4
		.00000	20-3042852				March Vision Care, Inc.	.CA	NIA	Physician(s) owned	Influence	0.000	UnitedHealth Group Incorporated		4
		.00000	94-3377073				Marin Health Ventures, LLC	.CA	NIA	Marin Specialty Surgery Center, LLC	Ownership	100.000	UnitedHealth Group Incorporated		
		.00000	26-2637247				Marin Specialty Surgery Center, LLC	.CA	NIA	MGH/SCA, LLC	Ownership	51.000	UnitedHealth Group Incorporated		2
		.00000	26-2601943				Marin Surgery Holdings, Inc.	.DE	NIA	SC Affiliates, LLC	Ownership	100.000	UnitedHealth Group Incorporated		
		.00000	52-1456812				Maryland Ambulatory Centers	.MD	NIA	Maryland-SCA Centers, LLC	Ownership	50.000	UnitedHealth Group Incorporated		2
		.00000	52-1401791				Maryland-SCA Centers, LLC	.DE	NIA	SC Affiliates, LLC	Ownership	100.000	UnitedHealth Group Incorporated		
		.00000					Massachusetts Assurance Company, Ltd. PIC	.CYM	NIA	H&W Indemnity (SPC), Ltd.	Ownership	100.000	UnitedHealth Group Incorporated		
		.00000	20-0815305				Massachusetts Avenue Surgery Center, LLC	.MD	NIA	SCA-Bethesda, LLC	Ownership	56.690	UnitedHealth Group Incorporated		2
		.00000	43-1967820				MAT-RX DEVELOPMENT, L.L.C.	.TX	NIA	Physician(s) owned	Influence	0.000	UnitedHealth Group Incorporated		4
		.00000	62-1600267				McKenzie Surgery Center, L.P.	.TN	NIA	SCA-Eugene, Inc.	Influence	27.000	UnitedHealth Group Incorporated		5
							North American Medical Management								
		.00000	42-1741594				MD Ops, Inc.	.CA	NIA	California, Inc.	Ownership	100.000	UnitedHealth Group Incorporated		
.0707	UnitedHealth Group Incorporated	.96310	52-1169135				MD-Individual Practice Association, Inc.	.MD	.IA	United HealthCare Services, Inc.	Ownership	100.000	UnitedHealth Group Incorporated		
		.00000	83-1183650				ME AHS UC LLC	.DE	NIA	Urgent Care MSO, LLC	Ownership	70.000	UnitedHealth Group Incorporated		2
		.00000	81-0936574				ME Urgent Care Nebraska, Inc.	.NE	NIA	Physician(s) owned	Influence	0.000	UnitedHealth Group Incorporated		4
							Optum Health & Technology Serviços do								
		.00000	98-1286220				Medalliance Net Ltda.	.BRA	NIA	Brasil Ltda.	Ownership	100.000	UnitedHealth Group Incorporated		
		.00000	98-1286220				Medalliance Net Ltda.	.BRA	NIA	UHG Brasil Participações S.A.	Ownership	0.000	UnitedHealth Group Incorporated		
		.00000	52-2178531				MEDEX Insurance Services, Inc.	.MD	NIA	FrontierMEDEX, Inc.	Ownership	100.000	UnitedHealth Group Incorporated		
		.00000	20-3824377				MedExpress Development, LLC	.FL	NIA	Urgent Care MSO, LLC	Ownership	100.000	UnitedHealth Group Incorporated		
		.00000	81-1265129				MedExpress Employed Services, Inc.	.DE	NIA	Physician(s) owned	Influence	0.000	UnitedHealth Group Incorporated		4
		.00000	81-4550969				MedExpress Primary Care Arizona, P.C.	.AZ	NIA	Physician(s) owned	Influence	0.000	UnitedHealth Group Incorporated		4
		.00000	81-4605885				MedExpress Primary Care Kansas, P.A.	.KS	NIA	Physician(s) owned	Influence	0.000	UnitedHealth Group Incorporated		4
		.00000	82-3384324				MedExpress Primary Care Maryland, P.C.	.MD	NIA	Physician(s) owned	Influence	0.000	UnitedHealth Group Incorporated		4
		.00000	82-1096099				MedExpress Primary Care Massachusetts, P.C.	.MA	NIA	Physician(s) owned	Influence	0.000	UnitedHealth Group Incorporated		4
		.00000	81-4396738				MedExpress Primary Care Minnesota P.C.	.MN	NIA	Physician(s) owned	Influence	0.000	UnitedHealth Group Incorporated		4
		.00000	83-1077265				MedExpress Primary Care Oklahoma, P.C.	.OK	NIA	Physician(s) owned	Influence	0.000	UnitedHealth Group Incorporated		4
							MedExpress Primary Care South Carolina, P.C.								
		.00000	83-0764858					.SC	NIA	Physician(s) owned	Influence	0.000	UnitedHealth Group Incorporated		4
		.00000	84-2500750				MedExpress Primary Care Texas, P.A.	.TX	NIA	Physician(s) owned	Influence	0.000	UnitedHealth Group Incorporated		4
		.00000	82-3395792				MedExpress Primary Care Virginia, P.C.	.VA	NIA	Physician(s) owned	Influence	0.000	UnitedHealth Group Incorporated		4
		.00000	82-4401181				MedExpress Primary Care West Virginia, Inc.	.WV	NIA	Physician(s) owned	Influence	0.000	UnitedHealth Group Incorporated		4
		.00000	81-4563448				MedExpress Primary Care Wisconsin, S.C.	.WI	NIA	Physician(s) owned	Influence	0.000	UnitedHealth Group Incorporated		4
		.00000	45-5388778				MedExpress Urgent Care - New Jersey, P.C.	.NJ	NIA	Physician(s) owned	Influence	0.000	UnitedHealth Group Incorporated		4
							MedExpress Urgent Care - Northern New Jersey								
		.00000	83-2089623				PC	.NJ	NIA	Physician(s) owned	Influence	0.000	UnitedHealth Group Incorporated		4
		.00000	32-0533926				MedExpress Urgent Care Alabama, LLC	.AL	NIA	Urgent Care Holdings, Inc.	Ownership	100.000	UnitedHealth Group Incorporated		
		.00000	81-4030280				MedExpress Urgent Care Arizona, P.C.	.AZ	NIA	Physician(s) owned	Influence	0.000	UnitedHealth Group Incorporated		4
		.00000	46-4348120				MedExpress Urgent Care Arkansas, P.A.	.AZ	NIA	Physician(s) owned	Influence	0.000	UnitedHealth Group Incorporated		4
		.00000	82-0930142				MedExpress Urgent Care California, P.C.	.CA	NIA	Physician(s) owned	Influence	0.000	UnitedHealth Group Incorporated		4

SCHEDULE Y
PART 1A - DETAIL OF INSURANCE HOLDING COMPANY SYSTEM

1	2	3	4	5	6	7	8	9	10	11	12	13	14	15	16
Group Code	Group Name	NAIC Company Code	ID Number	Federal RSSD	CIK	Name of Securities Exchange if Publicly Traded (U.S. or International)	Names of Parent, Subsidiaries Or Affiliates	Domi-ciliary Location	Relation-ship to Reporting Entity	Directly Controlled by (Name of Entity/Person)	Type of Control (Ownership, Board, Management, Attorney-in-Fact, Influence, Other)	If Control is Owner-ship Provide Percen-tage	Ultimate Controlling Entity(ies)/Person(s)	Is an SCA Filing Re-quired? (Y/N)	*
		.00000	81-1968812				MedExpress Urgent Care Connecticut, P.C.CT.....	NIA.....	Physician(s) owned	Influence.....	0.000	UnitedHealth Group Incorporated4
		.00000	82-1135336				MedExpress Urgent Care Idaho, P.C.ID.....	NIA.....	Physician(s) owned	Influence.....	0.000	UnitedHealth Group Incorporated4
		.00000	47-4308614				MedExpress Urgent Care Illinois, P.C.IL.....	NIA.....	Physician(s) owned	Influence.....	0.000	UnitedHealth Group Incorporated4
		.00000	81-5353472				MedExpress Urgent Care Iowa, P.C.IA.....	NIA.....	Physician(s) owned	Influence.....	0.000	UnitedHealth Group Incorporated4
		.00000	47-1919283				MedExpress Urgent Care Kansas, P.A.KS.....	NIA.....	Physician(s) owned	Influence.....	0.000	UnitedHealth Group Incorporated4
		.00000	82-1719888				MedExpress Urgent Care Maine, Inc.ME.....	NIA.....	Urgent Care Holdings, Inc.	Ownership.....	100.000	UnitedHealth Group Incorporated4
		.00000	81-1125396				MedExpress Urgent Care Minnesota P.C.MN.....	NIA.....	Physician(s) owned	Influence.....	0.000	UnitedHealth Group Incorporated4
		.00000	47-3132625				MedExpress Urgent Care Missouri P.C.MO.....	NIA.....	Physician(s) owned	Influence.....	0.000	UnitedHealth Group Incorporated4
		.00000	82-0631738				MedExpress Urgent Care New Hampshire, Inc.NH.....	NIA.....	Urgent Care Holdings, Inc.	Ownership.....	100.000	UnitedHealth Group Incorporated4
		.00000	81-5138747				MedExpress Urgent Care North Carolina, P.C.NC.....	NIA.....	Physician(s) owned	Influence.....	0.000	UnitedHealth Group Incorporated4
							MedExpress Urgent Care of Boynton Beach, LLC								
		.00000	20-2545363					..FL.....	NIA.....	MedExpress Development, LLC	Ownership.....	100.000	UnitedHealth Group Incorporated4
		.00000	82-1919436				MedExpress Urgent Care Oregon, P.C.OR.....	NIA.....	Physician(s) owned	Influence.....	0.000	UnitedHealth Group Incorporated4
		.00000	81-5362765				MedExpress Urgent Care Rhode Island, P.C.RI.....	NIA.....	Physician(s) owned	Influence.....	0.000	UnitedHealth Group Incorporated4
		.00000	81-5380706				MedExpress Urgent Care South Carolina, P.C.SC.....	NIA.....	Physician(s) owned	Influence.....	0.000	UnitedHealth Group Incorporated4
		.00000	47-5147441				MedExpress Urgent Care Texas, P.A.TX.....	NIA.....	Physician(s) owned	Influence.....	0.000	UnitedHealth Group Incorporated4
		.00000	82-2443118				MedExpress Urgent Care Washington, P.C.WA.....	NIA.....	Physician(s) owned	Influence.....	0.000	UnitedHealth Group Incorporated4
		.00000	81-4281678				MedExpress Urgent Care Wisconsin, S.C.WI.....	NIA.....	Physician(s) owned	Influence.....	0.000	UnitedHealth Group Incorporated4
		.00000					MedExpress Urgent Care, Inc. - Ohio	..OH.....	NIA.....	Urgent Care Holdings, Inc.	Ownership.....	100.000	UnitedHealth Group Incorporated4
							MedExpress Urgent Care, Inc. - West Virginia								
		.00000	26-4546400					..WV.....	NIA.....	Physician(s) owned	Influence.....	0.000	UnitedHealth Group Incorporated4
		.00000	47-1804667				MedExpress Urgent Care, P.C. - Georgia	..GA.....	NIA.....	Physician(s) owned	Influence.....	0.000	UnitedHealth Group Incorporated4
		.00000	90-0929572				MedExpress Urgent Care, P.C. - Indiana	..IN.....	NIA.....	Physician(s) owned	Influence.....	0.000	UnitedHealth Group Incorporated4
		.00000	45-3461101				MedExpress Urgent Care, P.C. - Maryland	..MD.....	NIA.....	Physician(s) owned	Influence.....	0.000	UnitedHealth Group Incorporated4
							MedExpress Urgent Care, P.C. - Massachusetts								
		.00000	47-1857908					..MA.....	NIA.....	Physician(s) owned	Influence.....	0.000	UnitedHealth Group Incorporated4
		.00000	46-4793937				MedExpress Urgent Care, P.C. - Michigan	..MI.....	NIA.....	Physician(s) owned	Influence.....	0.000	UnitedHealth Group Incorporated4
		.00000	47-1824365				MedExpress Urgent Care, P.C. - Oklahoma	..OK.....	NIA.....	Physician(s) owned	Influence.....	0.000	UnitedHealth Group Incorporated4
		.00000	26-3750502				MedExpress Urgent Care, P.C. - Pennsylvania	..PA.....	NIA.....	Physician(s) owned	Influence.....	0.000	UnitedHealth Group Incorporated4
		.00000	45-4973138				MedExpress Urgent Care, P.C. - Tennessee	..TN.....	NIA.....	Physician(s) owned	Influence.....	0.000	UnitedHealth Group Incorporated4
		.00000	45-3123110				MedExpress Urgent Care, P.C. - Virginia	..VA.....	NIA.....	Physician(s) owned	Influence.....	0.000	UnitedHealth Group Incorporated4
		.00000	83-1565124				MedExpress Urgent Care, P.S.C. - Kentucky	..KY.....	NIA.....	Physician(s) owned	Influence.....	0.000	UnitedHealth Group Incorporated4
		.00000	45-5436856				MedExpress, Inc. - Delaware	..DE.....	NIA.....	Physician(s) owned	Influence.....	0.000	UnitedHealth Group Incorporated4
..0707	UnitedHealth Group Incorporated12756	20-3391186				Medica Health Plans of Florida, Inc.FL.....	..IA.....	United HealthCare Services, Inc.	Ownership.....	100.000	UnitedHealth Group Incorporated4
..0707	UnitedHealth Group Incorporated12155	01-0788576				Medica HealthCare Plans, Inc.FL.....	..IA.....	United HealthCare Services, Inc.	Ownership.....	100.000	UnitedHealth Group Incorporated4
		.00000	75-2566987				Medical Clinic of North Texas PLLC	..TX.....	NIA.....	USMD Affiliated Services	Ownership.....	100.000	UnitedHealth Group Incorporated4
		.00000					Medical Hilfe S.A.CHL.....	NIA.....	Home Medical S.A.	Ownership.....	100.000	UnitedHealth Group Incorporated4
		.00000					Medical Hilfe S.A.CHL.....	NIA.....	Saden S.A.	Ownership.....	0.000	UnitedHealth Group Incorporated4
		.00000	95-4708497				Medical Support Los Angeles, Inc.CA.....	NIA.....	MSLA Management LLC	Ownership.....	100.000	UnitedHealth Group Incorporated4
		.00000	26-0636717				Medical Surgical Centers of America, Inc.DE.....	NIA.....	ASC Network, LLC	Ownership.....	100.000	UnitedHealth Group Incorporated4
		.00000	32-0037402				Medical Transportation Services, LLC	..FL.....	NIA.....	United HealthCare Services, Inc.	Ownership.....	100.000	UnitedHealth Group Incorporated4
		.00000	20-4635837				Medication Management Systems, Inc.MN.....	NIA.....	Genoa Healthcare LLC	Ownership.....	100.000	UnitedHealth Group Incorporated4
		.00000	02-0651651				MedPro Rx, Inc.NC.....	NIA.....	Diplomat Pharmacy, Inc.	Ownership.....	100.000	UnitedHealth Group Incorporated4
		.00000	75-2515691				MedSynergies, LLC	..DE.....	NIA.....	Mustang Razorback Holdings, Inc.	Ownership.....	100.000	UnitedHealth Group Incorporated4
		.00000	58-2101921				Melbourne Surgery Center, LLC	..GA.....	NIA.....	Surgical Care Partners of Melbourne, LLC ..	Ownership.....	100.000	UnitedHealth Group Incorporated4
		.00000	82-4964787				Memorial City Holdings, LLC	..DE.....	NIA.....	SCA-Memorial City, LLC	Ownership.....	51.000	UnitedHealth Group Incorporated2
		.00000	82-3689933				Memorial City Partners, LLC	..DE.....	NIA.....	Memorial City Holdings, LLC	Ownership.....	51.000	UnitedHealth Group Incorporated2
		.00000	95-4688463				Memorial Healthcare IPA, GP	..CA.....	NIA.....	Physician(s) owned	Influence.....	0.000	UnitedHealth Group Incorporated4
							MemorialCare Surgical Center at Saddleback, LLC	..CA.....	NIA.....	Beach Surgical Holdings LLC	Ownership.....	53.157	UnitedHealth Group Incorporated2
		.00000	20-3678259				Metropolitan Medical Partners, LLC	..MD.....	NIA.....	SCA-Chevy Chase, LLC	Ownership.....	61.720	UnitedHealth Group Incorporated2
							Metropolitan Medical Transportation IPA, LLC								
		.00000	20-8998927					..NY.....	NIA.....	TriMed, LLC	Ownership.....	100.000	UnitedHealth Group Incorporated2
		.00000	38-3861395				MGH/SCA, LLC	..CA.....	NIA.....	Marin Surgery Holdings, Inc.	Ownership.....	99.000	UnitedHealth Group Incorporated2

SCHEDULE Y
PART 1A - DETAIL OF INSURANCE HOLDING COMPANY SYSTEM

1	2	3	4	5	6	7	8	9	10	11	12	13	14	15	16
Group Code	Group Name	NAIC Company Code	ID Number	Federal RSSD	CIK	Name of Securities Exchange if Publicly Traded (U.S. or International)	Names of Parent, Subsidiaries Or Affiliates	Domi-ciliary Location	Relation-ship to Reporting Entity	Directly Controlled by (Name of Entity/Person)	Type of Control (Ownership, Board, Management, Attorney-in-Fact, Influence, Other)	If Control is Ownership Provide Percentage	Ultimate Controlling Entity(ies)/Person(s)	Is an SCA Filing Re-quired? (Y/N)	*
0707	UnitedHealth Group Incorporated	.00000	27-2252446				MHC Real Estate Holdings, LLC	.CA	NIA	Monarch Management Services, Inc.	Ownership	100.000	UnitedHealth Group Incorporated		
		.00000	80-0507474				MHCH, Inc.	.CA	NIA	Physician(s) owned	Influence	0.000	UnitedHealth Group Incorporated		.4
		.00000	36-4600281				MIAMI SURGERY CENTER, LLC	.DE	NIA	SCA-Doral, LLC	Ownership	50.180	UnitedHealth Group Incorporated		.2
		.00000	20-3345412				Midlands Orthopaedics Surgery Center, LLC	.SC	NIA	SCA-Midlands, LLC	Influence	49.000	UnitedHealth Group Incorporated		.5
		.00000	20-8103522				Midwest Center for Day Surgery, LLC	.IL	NIA	Advocate-SCA Partners, LLC	Ownership	53.880	UnitedHealth Group Incorporated		.2
							Mid-West National Life Insurance Company of Tennessee	.TX	.IA	HealthMarkets, LLC	Ownership	100.000	UnitedHealth Group Incorporated		
		.66087	62-0724538				Mile High SurgiCenter, LLC	.CO	NIA	SCA-Denver Physicians Holdings, LLC	Ownership	55.000	UnitedHealth Group Incorporated		.2
		.00000	83-0543458				Mobile Medical Services, P.C.	.NY	NIA	Physician(s) owned	Influence	0.000	UnitedHealth Group Incorporated		.4
		.00000	30-0445773				Mobile-SC, LTD.	.AL	NIA	SCA-Mobile, LLC	Influence	33.000	UnitedHealth Group Incorporated		.5
		.00000	63-0883553				Modern Medical, Inc.	.OH	NIA	Healthcare Solutions, Inc.	Ownership	100.000	UnitedHealth Group Incorporated		
		.00000	31-1191553				Monarch Health Plan, Inc.	.CA	NIA	Physician(s) owned	Influence	0.000	UnitedHealth Group Incorporated		.4
		.00000	22-3935634				Monarch HealthCare, A Medical Group, Inc.	.CA	NIA	Physician(s) owned	Influence	0.000	UnitedHealth Group Incorporated		.4
		.00000	33-0587660				Monarch Hospice, LLC	.CA	NIA	Physician(s) owned	Influence	0.000	UnitedHealth Group Incorporated		.4
		.00000	30-0606451				Monarch Management Services, Inc.	.DE	NIA	Collaborative Care Holdings, LLC	Ownership	100.000	UnitedHealth Group Incorporated		
		.00000	45-3142852				Montgomery Surgery Center Limited Partnership								
							Mosaic Management Services, Inc.	.MD	NIA	Maryland Ambulatory Centers	Ownership	77.000	UnitedHealth Group Incorporated		.2
		.00000	52-1401868				Mountain View Medical Group, LLC	.CA	NIA	Physician(s) owned	Influence	0.000	UnitedHealth Group Incorporated		.4
		.00000	35-2566612				MSLA Management LLC	.CO	NIA	OptumCare Holdings Colorado, LLC	Ownership	100.000	UnitedHealth Group Incorporated		
		.00000	81-1633765				Mt. Pleasant Surgery Center, L.P.	.DE	NIA	Logistics Health, Inc.	Ownership	100.000	UnitedHealth Group Incorporated		
		.00000	62-1506649					.TN	NIA	SCA-Mt. Pleasant, LLC	Ownership	99.000	UnitedHealth Group Incorporated		.2
0707	UnitedHealth Group Incorporated	.00000	98-1285432				Multiangio Ltda.	.BRA	NIA	Esho – Empresa de Serviços Hospitalares S.A.	Ownership	93.000	UnitedHealth Group Incorporated		.2
		.00000	20-4209261				Muskogee Surgical Investors, LLC	.OK	NIA	Surgery Center of Muskogee, LLC	Ownership	100.000	UnitedHealth Group Incorporated		
		.00000	47-1935798				Mustang Razorback Holdings, Inc.	.DE	NIA	Optum360 Solutions, LLC	Ownership	100.000	UnitedHealth Group Incorporated		
		.00000	26-2564744				My Wellness Solutions, LLC	.DE	NIA	OptumHealth Care Solutions, LLC	Ownership	100.000	UnitedHealth Group Incorporated		
		.00000	20-3236839				NAAM Holdings, Inc.	.DE	NIA	Aveta Inc.	Ownership	100.000	UnitedHealth Group Incorporated		
		.00000	56-2627070				NAAM Medical Group Holdings, Inc.	.CA	NIA	Physician(s) owned	Influence	0.000	UnitedHealth Group Incorporated		.4
		.00000	61-1627269				NAAM MGH, Inc.	.CA	NIA	Physician(s) owned	Influence	0.000	UnitedHealth Group Incorporated		.4
		.98205	73-1187572				National Foundation Life Insurance Company	.TX	.IA	Enterprise Life Insurance Company	Ownership	100.000	UnitedHealth Group Incorporated		
		.00000	47-2336925				National MedTrans, LLC	.NY	NIA	Specialty Benefits, LLC	Ownership	100.000	UnitedHealth Group Incorporated		
		.95251	76-0196559				National Pacific Dental, Inc.	.TX	.IA	Dental Benefit Providers, Inc.	Ownership	100.000	UnitedHealth Group Incorporated		
0707	UnitedHealth Group Incorporated	.00000	36-3549627				National Surgery Centers, LLC	.DE	NIA	Surgical Care Affiliates, LLC	Ownership	100.000	UnitedHealth Group Incorporated		
		.00000	45-5542014				Navigator Health Services, LLC	.WI	NIA	Diplomat Pharmacy, Inc.	Ownership	100.000	UnitedHealth Group Incorporated		
		.00000	84-2283691				Naviguard, Inc.	.DE	NIA	UnitedHealth Group Ventures, LLC	Ownership	100.000	UnitedHealth Group Incorporated		
		.95123	65-0996107				Neighborhood Health Partnership, Inc.	.FL	.IA	UnitedHealthcare, Inc.	Ownership	100.000	UnitedHealth Group Incorporated		
		.00000	20-4755277				Networkes, LLC	.TN	NIA	Optum360 Solutions, LLC	Ownership	100.000	UnitedHealth Group Incorporated		
0707	UnitedHealth Group Incorporated	.95758	88-0228572				Nevada Pacific Dental	.NV	.IA	Dental Benefit Providers, Inc.	Ownership	100.000	UnitedHealth Group Incorporated		
							New Orleans Regional Physician Hospital Organization, L.L.C.	.LA	NIA	UnitedHealthcare, Inc.	Ownership	100.000	UnitedHealth Group Incorporated		
		.00000	72-1267232				New West Physicians, Inc.	.CO	NIA	Newton Holdings, LLC	Ownership	100.000	UnitedHealth Group Incorporated		
		.00000	84-1250135				Newton Holdings, LLC	.DE	NIA	Collaborative Care Holdings, LLC	Ownership	80.100	UnitedHealth Group Incorporated		.2
		.00000	30-1080342				Nifty After Fifty/Monarch, LLC	.CA	NIA	Physician(s) owned	Influence	0.000	UnitedHealth Group Incorporated		.4
							North American Medical Management California, Inc.	.TN	NIA	NAAM Holdings, Inc.	Ownership	100.000	UnitedHealth Group Incorporated		
		.00000	33-0673955				North Dallas Surgical Center, LLC	.DE	NIA	THR-SCA Holdings, LLC	Influence	0.000	UnitedHealth Group Incorporated		.5
		.00000	27-2248103				North Puget Sound Oncology Equipment Leasing Company, LLC	.WA	NIA	Everett MSO, Inc.	Ownership	100.000	UnitedHealth Group Incorporated		
		.00000	20-2564137				Northern Nevada Health Network, Inc.	.NV	NIA	Sierra Health Services, Inc.	Ownership	100.000	UnitedHealth Group Incorporated		
		.00000	88-0245121				Northern Rockies Surgery Center, L.P.	.TN	NIA	Northern Rockies Surgicenter, Inc.	Influence	40.000	UnitedHealth Group Incorporated		.5
0707	UnitedHealth Group Incorporated	.00000	63-1240726				Northern Rockies Surgicenter, Inc.	.MT	NIA	National Surgery Centers, LLC	Ownership	100.000	UnitedHealth Group Incorporated		
		.00000	81-0399251				Northridge Medical Group, Inc.	.CA	NIA	Physician(s) owned	Influence	0.000	UnitedHealth Group Incorporated		.4
		.00000	95-4748023				Northwest Surgicare, LLC	.DE	NIA	Surgery Center Holding, LLC	Ownership	100.000	UnitedHealth Group Incorporated		
		.00000	37-1007387				Northwest Surgicare, Ltd.	.IL	NIA	Northwest Surgicare, LLC	Ownership	62.000	UnitedHealth Group Incorporated		.2
		.00000	75-2494046												

SCHEDULE Y
PART 1A - DETAIL OF INSURANCE HOLDING COMPANY SYSTEM

1	2	3	4	5	6	7	8	9	10	11	12	13	14	15	16
Group Code	Group Name	NAIC Company Code	ID Number	Federal RSSD	CIK	Name of Securities Exchange if Publicly Traded (U.S. or International)	Names of Parent, Subsidiaries Or Affiliates	Domi-ciliary Location	Relation-ship to Reporting Entity	Directly Controlled by (Name of Entity/Person)	Type of Control (Ownership, Board, Management, Attorney-in-Fact, Influence, Other)	If Control is Ownership Provide Percentage	Ultimate Controlling Entity(ies)/Person(s)	Is an SCA Filing Re-quired? (Y/N)	*
0707	UnitedHealth Group Incorporated	.00000	61-1855159	3202702			NPN IPA Washington, PLLC	.WA	NIA	Physician(s) owned	Influence	0.000	UnitedHealth Group Incorporated		4
		.00000	56-1963226				NSC Greensboro West, LLC	.DE	NIA	National Surgery Centers, LLC	Influence	49.000	UnitedHealth Group Incorporated		5
		.00000	56-1775016				NSC Greensboro, LLC	.DE	NIA	National Surgery Centers, LLC	Ownership	100.000	UnitedHealth Group Incorporated		
		.00000	36-4210296				NSC Lancaster, LLC	.DE	NIA	National Surgery Centers, LLC	Ownership	100.000	UnitedHealth Group Incorporated		
		.00000	91-1553479				NSC Seattle, Inc.	.WA	NIA	National Surgery Centers, LLC	Ownership	100.000	UnitedHealth Group Incorporated		
		.00000	33-0812824				NSC Upland, LLC	.DE	NIA	National Surgery Centers, LLC	Ownership	100.000	UnitedHealth Group Incorporated		
		.00000	81-3764590				Oak HC/FT LDI Blocker, LLC	.DE	NIA	Diplomat Pharmacy, Inc.	Ownership	100.000	UnitedHealth Group Incorporated		
		.00000	83-4364718				OC Cardiology Practice Partners, LLC	.DE	NIA	SC Affiliates, LLC	Ownership	100.000	UnitedHealth Group Incorporated		
		.00000	98-1454609				Omesa SpA	.CHL	NIA	Vida Integra S.A.	Ownership	99.996	UnitedHealth Group Incorporated		
		.00000	98-1454609				Omesa SpA	.CHL	NIA	Saden S.A.	Ownership	0.004	UnitedHealth Group Incorporated		
		.00000	27-0062838				OmniClaim, LLC	.DE	NIA	Equian, LLC	Ownership	100.000	UnitedHealth Group Incorporated		
		.00000	98-1456252				Oncocare S.A.C.	.PER	NIA	Pacifico S.A. Entidad Prestadora de Salud	Ownership	80.000	UnitedHealth Group Incorporated		2
		.00000	26-1914835				OPHTHALMOLOGY SURGERY CENTER OF DALLAS, LLC	.TX	NIA	THR-SCA Holdings, LLC	Influence	0.000	UnitedHealth Group Incorporated		5
		.96940	52-1518174				Optimum Choice, Inc.	.MD	.IA	United HealthCare Services, Inc.	Ownership	100.000	UnitedHealth Group Incorporated		
		.00000	47-0858534				Optum Bank, Inc.	.UT	NIA	OptumHealth Financial Services, Inc.	Ownership	100.000	UnitedHealth Group Incorporated		
		.00000	36-3437660				Optum Biometrics, Inc.	.IL	NIA	OptumHealth Care Solutions, LLC	Ownership	100.000	UnitedHealth Group Incorporated		
		.00000	26-0683057				Optum Care Services Company	.TN	NIA	Inspiris, Inc.	Ownership	100.000	UnitedHealth Group Incorporated		
		.00000	83-1959511				Optum Care, Inc.	.DE	NIA	Collaborative Care Services, Inc.	Ownership	100.000	UnitedHealth Group Incorporated		
		.00000	75-2778455				Optum Clinic, P.A.	.TX	NIA	Physician(s) owned	Influence	0.000	UnitedHealth Group Incorporated		4
		.00000	37-1782217				Optum Clinics Holdings, Inc.	.DE	NIA	Collaborative Care Holdings, LLC	Ownership	100.000	UnitedHealth Group Incorporated		
		.00000	38-3969193				Optum Clinics Intermediate Holdings, Inc.	.DE	NIA	Optum Clinics Holdings, Inc.	Ownership	100.000	UnitedHealth Group Incorporated		
		.00000					Optum Digital Health Holdings, LLC	.DE	NIA	Consumer Wellness Solutions, Inc.	Ownership	100.000	UnitedHealth Group Incorporated		
		.00000	98-1325466				Optum Finance (Ireland) Unlimited Company	.IRL	NIA	UnitedHealthcare International VIII S.à r.l.	Ownership	100.000	UnitedHealth Group Incorporated		
		.00000	98-1103015				Optum Global Solutions (India) Private Limited	.IND	NIA	Optum Global Solutions International B.V.	Ownership	99.999	UnitedHealth Group Incorporated		
		.00000	98-1103015				Optum Global Solutions (India) Private Limited	.IND	NIA	UnitedHealth International, Inc.	Ownership	0.001	UnitedHealth Group Incorporated		
		.00000	98-1097776				Optum Global Solutions (Philippines), Inc.	.PHL	NIA	Optum Global Solutions International B.V.	Ownership	99.991	UnitedHealth Group Incorporated		2
		.00000	98-1201187				Optum Global Solutions International B.V.	.NLD	NIA	Optum Technology, LLC	Ownership	97.480	UnitedHealth Group Incorporated		
		.00000	98-1201187				Optum Global Solutions International B.V.	.NLD	NIA	OptumHealth International B.V.	Ownership	2.520	UnitedHealth Group Incorporated		
		.00000	04-3574101				Optum Government Solutions, Inc.	.DE	NIA	OptumInsight, Inc.	Ownership	100.000	UnitedHealth Group Incorporated		
		.00000					Optum Health & Technology (Hong Kong) Limited	.CHN	NIA	OptumHealth International B.V.	Ownership	100.000	UnitedHealth Group Incorporated		
		.00000	98-1095799				Optum Health & Technology (India) Private Limited	.IND	NIA	OptumHealth International B.V.	Ownership	99.999	UnitedHealth Group Incorporated		
		.00000	98-1095799				Optum Health & Technology (India) Private Limited	.IND	NIA	United Behavioral Health	Ownership	0.001	UnitedHealth Group Incorporated		
		.00000	98-1097886				Optum Health & Technology (Singapore) Pte. Ltd.	.SGP	NIA	OptumHealth International B.V.	Ownership	100.000	UnitedHealth Group Incorporated		
		.00000	20-2149493				Optum Health & Technology (US), LLC	.MO	NIA	OptumHealth Holdings, LLC	Ownership	100.000	UnitedHealth Group Incorporated		
		.00000	43-1747235				Optum Health & Technology Holdings (US), Inc.	.MO	NIA	Optum, Inc.	Ownership	100.000	UnitedHealth Group Incorporated		
		.00000	98-1184561				Optum Health & Technology Serviços do Brasil Ltda.	.BRA	NIA	Optum Global Solutions International B.V.	Ownership	99.998	UnitedHealth Group Incorporated		
		.00000	98-1184561				Optum Health & Technology Serviços do Brasil Ltda.	.BRA	NIA	OptumInsight, Inc.	Ownership	0.002	UnitedHealth Group Incorporated		
		.00000	98-1276517				Optum Health and Technology FZ-LLC	.ARE	NIA	Optum Global Solutions International B.V.	Ownership	100.000	UnitedHealth Group Incorporated		
		.00000	46-2385459				Optum Health Plan of California	.DE	NIA	OptumCare Holdings, LLC	Ownership	100.000	UnitedHealth Group Incorporated		
		.00000	98-1097921				Optum Health Services (Canada) Ltd.	.CAN	NIA	Optum Health & Technology Holdings (US), Inc.	Ownership	100.000	UnitedHealth Group Incorporated		
		.00000	98-1406274				Optum Health Solutions (Australia) Pty Ltd.	.AUS	NIA	Optum UK Solutions Group Limited	Ownership	100.000	UnitedHealth Group Incorporated		
		.00000	98-1147355				Optum Health Solutions (UK) Limited	.GBR	NIA	Optum UK Solutions Group Limited	Ownership	100.000	UnitedHealth Group Incorporated		

STATEMENT AS OF MARCH 31, 2020 OF THE UnitedHealthcare Community Plan of Ohio, Inc.

SCHEDULE Y
PART 1A - DETAIL OF INSURANCE HOLDING COMPANY SYSTEM

1	2	3	4	5	6	7	8	9	10	11	12	13	14	15	16
Group Code	Group Name	NAIC Company Code	ID Number	Federal RSSD	CIK	Name of Securities Exchange if Publicly Traded (U.S. or International)	Names of Parent, Subsidiaries Or Affiliates	Domi-ciliary Location	Relation-ship to Reporting Entity	Directly Controlled by (Name of Entity/Person)	Type of Control (Ownership, Board, Management, Attorney-in-Fact, Influence, Other)	If Control is Owner-ship Provide Percen-tage	Ultimate Controlling Entity(ies)/Person(s)	Is an SCA Filing Re-quired? (Y/N)	*
		.00000	58-2068880				Optum Healthcare of Illinois, Inc.	.GA	NIA	Optum Women's and Children's Health, LLC	Ownership	100.000	UnitedHealth Group Incorporated		
		.00000	20-0212381				Optum Hospice Pharmacy Services, LLC	.DE	NIA	OptumRx Health Solutions, LLC	Ownership	100.000	UnitedHealth Group Incorporated		
		.00000	11-2997132				Optum Infusion Services 100, Inc.	.NY	NIA	Optum Infusion Services 500, Inc.	Ownership	100.000	UnitedHealth Group Incorporated		
		.00000	11-3485985				Optum Infusion Services 101, Inc.	.NY	NIA	Optum Infusion Services 100, Inc.	Ownership	100.000	UnitedHealth Group Incorporated		
		.00000	27-1533840				Optum Infusion Services 103, LLC	.DE	NIA	Serquinox Holdings LLC	Ownership	100.000	UnitedHealth Group Incorporated		
		.00000	55-0802777				Optum Infusion Services 201, Inc.	.FL	NIA	Ambient Healthcare, Inc.	Ownership	100.000	UnitedHealth Group Incorporated		
		.00000	20-4881413				Optum Infusion Services 202, Inc.	.FL	NIA	Ambient Healthcare, Inc.	Ownership	100.000	UnitedHealth Group Incorporated		
		.00000	33-1012700				Optum Infusion Services 203, Inc.	.FL	NIA	Ambient Healthcare, Inc.	Ownership	100.000	UnitedHealth Group Incorporated		
		.00000	26-3738273				Optum Infusion Services 205, Inc.	.FL	NIA	Ambient Healthcare, Inc.	Ownership	100.000	UnitedHealth Group Incorporated		
		.00000	63-1284325				Optum Infusion Services 206, Inc.	.AL	NIA	Ambient Healthcare, Inc.	Ownership	100.000	UnitedHealth Group Incorporated		
		.00000	63-0964525				Optum Infusion Services 207, Inc.	.AL	NIA	Optum Infusion Services 206, Inc.	Ownership	100.000	UnitedHealth Group Incorporated		
		.00000	20-4963945				Optum Infusion Services 208, Inc.	.NC	NIA	Ambient Healthcare, Inc.	Ownership	100.000	UnitedHealth Group Incorporated		
		.00000	75-2196224				Optum Infusion Services 301, LP	.OK	NIA	Optum Infusion Services 500, Inc.	Ownership	99.950	UnitedHealth Group Incorporated		
		.00000	75-2196224				Optum Infusion Services 301, LP	.OK	NIA	Optum Infusion Services 305, LLC	Ownership	0.050	UnitedHealth Group Incorporated		
		.00000	27-0668812				Optum Infusion Services 302, LLC	.NE	NIA	Optum Infusion Services 500, Inc.	Ownership	100.000	UnitedHealth Group Incorporated		
		.00000	26-2565032				Optum Infusion Services 305, LLC	.DE	NIA	Optum Infusion Services 500, Inc.	Ownership	100.000	UnitedHealth Group Incorporated		
		.00000	20-3741084				Optum Infusion Services 308, LLC	.AZ	NIA	SCP Specialty Infusion, LLC	Ownership	100.000	UnitedHealth Group Incorporated		
		.00000	02-0653265				Optum Infusion Services 401, LLC	.CA	NIA	SCP Specialty Infusion, LLC	Ownership	100.000	UnitedHealth Group Incorporated		
		.00000	26-4312858				Optum Infusion Services 402, LLC	.CA	NIA	SCP Specialty Infusion, LLC	Ownership	100.000	UnitedHealth Group Incorporated		
		.00000	47-0941801				Optum Infusion Services 403, LLC	.CA	NIA	SCP Specialty Infusion, LLC	Ownership	100.000	UnitedHealth Group Incorporated		
		.00000	93-1103256				Optum Infusion Services 404, LLC	.OR	NIA	SCP Specialty Infusion, LLC	Ownership	100.000	UnitedHealth Group Incorporated		
		.00000	27-3918706				Optum Infusion Services 500, Inc.	.DE	NIA	AxelaCare, LLC	Ownership	100.000	UnitedHealth Group Incorporated		
		.00000	84-2822134				Optum Infusion Services 501, Inc.	.DE	NIA	Optum Infusion Services 500, Inc.	Ownership	100.000	UnitedHealth Group Incorporated		
.0707	UnitedHealth Group Incorporated	.69647	31-0628424				Optum Insurance of Ohio, Inc.	.OH	.IA	OptumRx PBM of Maryland, LLC	Ownership	100.000	UnitedHealth Group Incorporated		
		.00000	46-4734521				Optum Labs Dimensions, Inc.	.DE	NIA	Optum Labs, Inc.	Ownership	100.000	UnitedHealth Group Incorporated		
		.00000	98-1249178				Optum Labs International (UK) Ltd.	.GBR	NIA	Optum, Inc.	Ownership	100.000	UnitedHealth Group Incorporated		
		.00000	46-1615964				Optum Labs, Inc.	.DE	NIA	Optum, Inc.	Ownership	100.000	UnitedHealth Group Incorporated		
		.00000	98-1209730				Optum Life Sciences (Canada) Inc.	.CAN	NIA	OptumInsight Life Sciences, Inc.	Ownership	100.000	UnitedHealth Group Incorporated		
		.00000	98-1098190				Optum Management Consulting (Shanghai) Co., Ltd.	.CHN	NIA	Optum Health & Technology Holdings (US), Inc.	Ownership	100.000	UnitedHealth Group Incorporated		
		.00000	30-0826311				Optum Medical Services of California, P.C.	.CA	NIA	Physician(s) owned	Influence	0.000	UnitedHealth Group Incorporated		.4
		.00000	45-5424191				Optum Medical Services of Colorado, P.C.	.CO	NIA	Physician(s) owned	Influence	0.000	UnitedHealth Group Incorporated		.4
		.00000	45-3866363				Optum Medical Services, P.C.	.NC	NIA	Physician(s) owned	Influence	0.000	UnitedHealth Group Incorporated		.4
.0707	UnitedHealth Group Incorporated	.11068	30-0029448				Optum Networks of New Jersey, Inc.	.DE	.IA	OrthoNet Holdings, Inc.	Ownership	100.000	UnitedHealth Group Incorporated		
		.00000	58-1873062				Optum of New York, Inc.	.NY	NIA	Optum Women's and Children's Health, LLC	Ownership	100.000	UnitedHealth Group Incorporated		
		.00000	98-1097761				Optum Operations (Ireland) Unlimited Company	.IRL	NIA	UnitedHealthcare International VII S.à r.l.	Ownership	100.000	UnitedHealth Group Incorporated		
		.00000	20-8911466				Optum Palliative and Hospice Care of Pennsylvania, Inc.	.TN	NIA	Hospice Inspiris Holdings, Inc.	Ownership	100.000	UnitedHealth Group Incorporated		
		.00000	20-8911303				Optum Palliative and Hospice Care of Texas, Inc.	.TN	NIA	Hospice Inspiris Holdings, Inc.	Ownership	100.000	UnitedHealth Group Incorporated		
		.00000	30-0226127				Optum Palliative and Hospice Care, Inc.	.DE	NIA	Collaborative Care Holdings, LLC	Ownership	100.000	UnitedHealth Group Incorporated		
		.00000	45-3629080				Optum Perks LLC	.DE	NIA	OptumRx PBM of Illinois, Inc.	Ownership	58.000	UnitedHealth Group Incorporated		
		.00000	45-3629080				OptumRx Perks LLC	.DE	NIA	OptumRx Health Solutions, LLC	Ownership	42.000	UnitedHealth Group Incorporated		
		.00000	84-2827343				Optum Pharmacy 701, LLC	.DE	NIA	OptumRx Administrative Services, LLC	Ownership	100.000	UnitedHealth Group Incorporated		
		.00000	46-2731176				Optum Pharmacy 702, LLC	.IN	NIA	OptumRx PBM of Illinois, Inc.	Ownership	100.000	UnitedHealth Group Incorporated		
		.00000	45-2532834				Optum Pharmacy 703, LLC	.NV	NIA	OptumRx PBM of Illinois, Inc.	Ownership	100.000	UnitedHealth Group Incorporated		
		.00000	20-2719823				Optum Pharmacy 704, Inc.	.TX	NIA	BriovaRx of Florida, Inc.	Ownership	100.000	UnitedHealth Group Incorporated		
		.00000	55-0824381				Optum Pharmacy 705, LLC	.AL	NIA	BriovaRx of Maine, Inc.	Ownership	100.000	UnitedHealth Group Incorporated		
		.00000	20-4515146				Optum Pharmacy 707, Inc.	.CA	NIA	Salveo Specialty Pharmacy, Inc.	Ownership	100.000	UnitedHealth Group Incorporated		
		.00000	20-4581265				Optum Public Sector Solutions, Inc.	.DE	NIA	OptumInsight, Inc.	Ownership	100.000	UnitedHealth Group Incorporated		
		.00000	46-3328009				Optum Rocket, Inc.	.DE	NIA	OptumInsight, Inc.	Ownership	100.000	UnitedHealth Group Incorporated		
		.00000	26-0543382				Optum Senior Services, LLC	.AL	NIA	Optum Hospice Pharmacy Services, LLC	Ownership	100.000	UnitedHealth Group Incorporated		

SCHEDULE Y
PART 1A - DETAIL OF INSURANCE HOLDING COMPANY SYSTEM

1	2	3	4	5	6	7	8	9	10	11	12	13	14	15	16
Group Code	Group Name	NAIC Company Code	ID Number	Federal RSSD	CIK	Name of Securities Exchange if Publicly Traded (U.S. or International)	Names of Parent, Subsidiaries Or Affiliates	Domi-ciliary Location	Relation-ship to Reporting Entity	Directly Controlled by (Name of Entity/Person)	Type of Control (Ownership, Board, Management, Attorney-in-Fact, Influence, Other)	If Control is Owner-ship Provide Percen-tage	Ultimate Controlling Entity(ies)/Person(s)	Is an SCA Filing Re-quired? (Y/N)	*
		.00000	98-1307821				Optum Services (Ireland) Limited	.IRL	NIA	Optum Operations (Ireland) Unlimited Company	Ownership	100.000	UnitedHealth Group Incorporated		
		.00000	66-0870003				Optum Services (Puerto Rico) LLC	.PR	NIA	UnitedHealthcare International III B.V.	Ownership	100.000	UnitedHealth Group Incorporated		
		.00000	45-4683454				Optum Services, Inc.	.DE	NIA	Optum, Inc.	Ownership	100.000	UnitedHealth Group Incorporated		
		.00000	98-1284698				Optum Solutions do Brasil – Tecnologia e Serviços de Suporte Ltda.	.BRA	NIA	Amil Assistência Médica Internacional S.A.	Ownership	100.000	UnitedHealth Group Incorporated		
		.00000	98-1284698				Optum Solutions do Brasil – Tecnologia e Serviços de Suporte Ltda.	.BRA	NIA	Cemed Care – Empresa de Atendimento Clínico Geral Ltda.	Ownership	0.000	UnitedHealth Group Incorporated		
		.00000	98-0644599				Optum Solutions UK Holdings Limited	.GBR	NIA	Optum Health & Technology Holdings (US), Inc.	Ownership	100.000	UnitedHealth Group Incorporated		
		.00000	46-5713629				Optum Technology, LLC	.DE	NIA	OptumInsight, Inc.	Ownership	100.000	UnitedHealth Group Incorporated		
		.00000	98-1097769				Optum UK Solutions Group Limited	.GBR	NIA	Optum Solutions UK Holdings Limited	Ownership	100.000	UnitedHealth Group Incorporated		
		.00000	58-2205984				Optum Women's and Children's Health, LLC	.DE	NIA	My Wellness Solutions, LLC	Ownership	100.000	UnitedHealth Group Incorporated		
		.00000	30-0580620	3119994			Optum, Inc.	.DE	NIA	United HealthCare Services, Inc.	Ownership	100.000	UnitedHealth Group Incorporated		
		.00000	46-3983926				Optum360 Services, Inc.	.DE	NIA	Optum Rocket, Inc.	Ownership	69.000	UnitedHealth Group Incorporated		2
		.00000	82-3446942				Optum360 Solutions, LLC	.DE	NIA	OptumInsight, Inc.	Ownership	100.000	UnitedHealth Group Incorporated		
		.00000	46-3328307				Optum360, LLC	.DE	NIA	Optum Rocket, Inc.	Ownership	69.000	UnitedHealth Group Incorporated		2
		.00000	45-3007684				OptumCare ACO Florida, LLC	.FL	NIA	OptumCare ACO Holdings, LLC	Ownership	100.000	UnitedHealth Group Incorporated		
		.00000	45-3006976				OptumCare ACO Holdings, LLC	.CA	NIA	OptumCare Management, LLC	Ownership	100.000	UnitedHealth Group Incorporated		
		.00000	30-0940296				OptumCare ACO New Mexico, LLC	.DE	NIA	OptumCare New Mexico, LLC	Ownership	100.000	UnitedHealth Group Incorporated		
		.00000	47-1422097				OptumCare Clinical Trials, LLC	.DE	NIA	OptumCare Holdings, LLC	Ownership	100.000	UnitedHealth Group Incorporated		
		.00000	35-2597463				OptumCare Colorado ASC, LLC	.CO	NIA	OptumCare Colorado, LLC	Ownership	100.000	UnitedHealth Group Incorporated		
		.00000	47-2218380				OptumCare Colorado Springs, LLC	.CO	NIA	OptumCare Holdings Colorado, LLC	Ownership	100.000	UnitedHealth Group Incorporated		
		.00000	47-2196783				OptumCare Colorado, LLC	.CO	NIA	OptumCare Management, LLC	Ownership	100.000	UnitedHealth Group Incorporated		
		.00000	26-1508741				OptumCare Endoscopy Center New Mexico, LLC	.NM	NIA	OptumCare New Mexico, LLC	Ownership	100.000	UnitedHealth Group Incorporated		
		.00000	82-2227280				OptumCare Florida CI, LLC	.DE	NIA	OptumCare Florida, LLC	Ownership	100.000	UnitedHealth Group Incorporated		
		.00000	87-0408859				OptumCare Florida, LLC	.DE	NIA	OptumCare Management, LLC	Ownership	100.000	UnitedHealth Group Incorporated		
		.00000	30-0999065				OptumCare Holdings Colorado, LLC	.CO	NIA	OptumCare Colorado, LLC	Ownership	85.000	UnitedHealth Group Incorporated		2
		.00000	20-8571405				OptumCare Holdings New Mexico, LLC	.NM	NIA	OptumCare Management, LLC	Ownership	100.000	UnitedHealth Group Incorporated		
		.00000	56-2592163				OptumCare Holdings, LLC	.CA	NIA	Collaborative Care Holdings, LLC	Ownership	100.000	UnitedHealth Group Incorporated		
		.00000	95-4509662				OptumCare Management, LLC	.CA	NIA	OptumCare Holdings, LLC	Ownership	100.000	UnitedHealth Group Incorporated		
		.00000	20-4043287				OptumCare New Mexico, LLC	.DE	NIA	OptumCare Holdings New Mexico, LLC	Ownership	100.000	UnitedHealth Group Incorporated		
		.00000	13-4138668				OptumCare New York IPA, Inc.	.NY	NIA	Inspiris, Inc.	Ownership	100.000	UnitedHealth Group Incorporated		
		.00000	45-3462809				OptumCare South Florida, LLC	.FL	NIA	OptumCare Management, LLC	Ownership	100.000	UnitedHealth Group Incorporated		
		.00000	41-1591944				OptumHealth Care Solutions, LLC	.DE	NIA	OptumInsight, Inc.	Ownership	100.000	UnitedHealth Group Incorporated		
		.00000	47-0858530				OptumHealth Financial Services, Inc.	.DE	NIA	OptumHealth Holdings, LLC	Ownership	100.000	UnitedHealth Group Incorporated		
		.00000	47-1192395				OptumHealth Holdings, LLC	.DE	NIA	Optum, Inc.	Ownership	100.000	UnitedHealth Group Incorporated		
		.00000	98-1106868				OptumHealth International B.V.	.NLD	NIA	Catamaran S.á.r.l.	Ownership	100.000	UnitedHealth Group Incorporated		
		.00000					OptumInsight Holdings, LLC	.DE	NIA	Optum, Inc.	Ownership	100.000	UnitedHealth Group Incorporated		
		.00000	98-1401978				OptumInsight India Private Limited	.IND	NIA	ABCO International Holdings, LLC	Ownership	99.065	UnitedHealth Group Incorporated		
		.00000	98-1401978				OptumInsight India Private Limited	.IND	NIA	The Advisory Board Company	Ownership	0.935	UnitedHealth Group Incorporated		
		.00000	04-3383745				OptumInsight Life Sciences, Inc.	.DE	NIA	OptumInsight, Inc.	Ownership	100.000	UnitedHealth Group Incorporated		
		.00000	41-1858498				OptumInsight, Inc.	.DE	NIA	OptumInsight Holdings, LLC	Ownership	100.000	UnitedHealth Group Incorporated		
		.00000	75-2578509				OptumRx Administrative Services, LLC	.TX	NIA	OptumRx Holdings I, LLC	Ownership	100.000	UnitedHealth Group Incorporated		
		.00000	31-1728846				OptumRx Discount Card Services, LLC	.DE	NIA	OptumRx PBM of Illinois, Inc.	Ownership	100.000	UnitedHealth Group Incorporated		
		.00000	47-4734235				OptumRx Group Holdings, Inc.	.DE	NIA	Optum, Inc.	Ownership	100.000	UnitedHealth Group Incorporated		
		.00000	46-0666840				OptumRx Health Solutions, LLC	.DE	NIA	OptumRx Administrative Services, LLC	Ownership	100.000	UnitedHealth Group Incorporated		
		.00000	80-0870454				OptumRx Holdings I, LLC	.DE	NIA	OptumRx Group Holdings, Inc.	Ownership	100.000	UnitedHealth Group Incorporated		
		.00000					OptumRx Holdings, LLC	.DE	NIA	Optum, Inc.	Ownership	100.000	UnitedHealth Group Incorporated		
		.00000	34-1472211				OptumRx Home Delivery of Ohio, LLC	.OH	NIA	OptumRx Health Solutions, LLC	Ownership	100.000	UnitedHealth Group Incorporated		
		.00000	20-0218027				OptumRx IPA III, Inc.	.NY	NIA	OptumRx PBM of Maryland, LLC	Ownership	100.000	UnitedHealth Group Incorporated		
		.00000	20-0151096				OptumRx NY IPA, Inc.	.NY	NIA	OptumRx, Inc.	Ownership	100.000	UnitedHealth Group Incorporated		
		.00000	27-3419292				OptumRx of Pennsylvania, LLC	.DE	NIA	OptumRx Health Solutions, LLC	Ownership	100.000	UnitedHealth Group Incorporated		
		.00000	11-2581812				OptumRx PBM of Illinois, Inc.	.DE	NIA	OptumRx Administrative Services, LLC	Ownership	100.000	UnitedHealth Group Incorporated		

SCHEDULE Y
PART 1A - DETAIL OF INSURANCE HOLDING COMPANY SYSTEM

1	2	3	4	5	6	7	8	9	10	11	12	13	14	15	16
Group Code	Group Name	NAIC Company Code	ID Number	Federal RSSD	CIK	Name of Securities Exchange if Publicly Traded (U.S. or International)	Names of Parent, Subsidiaries Or Affiliates	Domiciliary Location	Relationship to Reporting Entity	Directly Controlled by (Name of Entity/Person)	Type of Control (Ownership, Board, Management, Attorney-in-Fact, Influence, Other)	If Control is Ownership Provide Percentage	Ultimate Controlling Entity(ies)/Person(s)	Is an SCA Filing Required? (Y/N)	*
		.00000	88-0361447				OptumRx PBM of Maryland, LLC	.NV	.NIA	OptumRx Health Solutions, LLC	Ownership	100.000	UnitedHealth Group Incorporated		
		.00000	03-0592263				OptumRx PBM of Pennsylvania, LLC	.PA	.NIA	OptumRx of Pennsylvania, LLC	Ownership	100.000	UnitedHealth Group Incorporated		
		.00000	26-1424534				OptumRx PBM of Puerto Rico, LLC	.NV	.NIA	OptumRx PBM of Maryland, LLC	Ownership	100.000	UnitedHealth Group Incorporated		
		.00000	38-3693753				OptumRx PBM of Wisconsin, LLC	.WI	.NIA	OptumRx PBM of Illinois, Inc.	Ownership	100.000	UnitedHealth Group Incorporated		
		.00000	16-1767416				OptumRx PD of Pennsylvania, LLC	.PA	.NIA	OptumRx of Pennsylvania, LLC	Ownership	100.000	UnitedHealth Group Incorporated		
		.00000	88-0373347				OptumRx Pharmacy of Nevada, Inc.	.NV	.NIA	OptumRx Health Solutions, LLC	Ownership	100.000	UnitedHealth Group Incorporated		
		.00000	47-3146510				OptumRx Pharmacy, Inc.	.DE	.NIA	OptumRx, Inc.	Ownership	100.000	UnitedHealth Group Incorporated		
		.00000	33-0441200				OptumRx, Inc.	.CA	.NIA	OptumRx Holdings, LLC	Ownership	100.000	UnitedHealth Group Incorporated		
		.00000	52-2016292				OptumServe Technology Services, Inc.	.MD	.NIA	OptumInsight, Inc.	Ownership	100.000	UnitedHealth Group Incorporated		
		.00000	22-3883387				OREGON OUTPATIENT SURGERY CENTER, LLC	.OR	.NIA	Providence & SCA Off-Campus Holdings, LLC	Influence	51.180	UnitedHealth Group Incorporated		5
		.00000	59-3125869				Orlando Center for Outpatient Surgery, L.P.	.GA	.NIA	Surgical Health of Orlando, LLC	Ownership	51.000	UnitedHealth Group Incorporated		2
		.00000	46-2881462				Orthology Mid-Atlantic, Inc.	.DE	.NIA	Orthology, Inc.	Ownership	100.000	UnitedHealth Group Incorporated		
		.00000	46-2742615				Orthology, Inc.	.DE	.NIA	UnitedHealth Group Ventures, LLC	Ownership	100.000	UnitedHealth Group Incorporated		
		.00000	13-3960641				OrthoNet Holdings, Inc.	.DE	.NIA	OptumHealth Care Solutions, LLC	Ownership	100.000	UnitedHealth Group Incorporated		
		.00000	13-3818652				OrthoNet LLC	.NY	.NIA	OrthoNet Holdings, Inc.	Ownership	100.000	UnitedHealth Group Incorporated		
		.00000	13-4025898				OrthoNet New York IPA, Inc.	.NY	.NIA	OrthoNet Holdings, Inc.	Ownership	100.000	UnitedHealth Group Incorporated		
		.00000	26-2884306				OrthoNet of the South, Inc.	.DE	.NIA	OrthoNet Holdings, Inc.	Ownership	100.000	UnitedHealth Group Incorporated		
		.00000	46-1581769				OrthoNet Services, Inc.	.DE	.NIA	OrthoNet Holdings, Inc.	Ownership	100.000	UnitedHealth Group Incorporated		
		.00000	20-0221966				OrthoNet West, Inc.	.DE	.NIA	OrthoNet Holdings, Inc.	Ownership	100.000	UnitedHealth Group Incorporated		
		.00000					OSB – Tecnologia e Serviços de Suporte Ltda.	.BRA	.NIA	Anil Assistência Médica Internacional S.A.	Ownership	100.000	UnitedHealth Group Incorporated		
		.00000					OSB – Tecnologia e Serviços de Suporte Ltda.	.BRA	.NIA	Cemed Care – Empresa de Atendimento Clínico Geral Ltda.	Ownership	0.000	UnitedHealth Group Incorporated		
		.00000	41-1921007				Ovations, Inc.	.DE	.NIA	United HealthCare Services, Inc.	Ownership	100.000	UnitedHealth Group Incorporated		
		.00000	06-1587795				Oxford Benefit Management, Inc.	.CT	.NIA	Oxford Health Plans LLC	Ownership	100.000	UnitedHealth Group Incorporated		
.0707	UnitedHealth Group Incorporated	.78026	22-2797560				Oxford Health Insurance, Inc.	.NY	.IA	UnitedHealthcare Insurance Company	Ownership	100.000	UnitedHealth Group Incorporated		
.0707	UnitedHealth Group Incorporated	.96798	06-1181201				Oxford Health Plans (CT), Inc.	.CT	.IA	Oxford Health Plans LLC	Ownership	100.000	UnitedHealth Group Incorporated		
.0707	UnitedHealth Group Incorporated	.95506	22-2745725				Oxford Health Plans (NJ), Inc.	.NJ	.IA	Oxford Health Plans LLC	Ownership	100.000	UnitedHealth Group Incorporated		
.0707	UnitedHealth Group Incorporated	.95479	06-1181200				Oxford Health Plans (NY), Inc.	.NY	.IA	Oxford Health Plans LLC	Ownership	100.000	UnitedHealth Group Incorporated		
		.00000	52-2443751				Oxford Health Plans LLC	.DE	.NIA	UnitedHealth Group Incorporated	Ownership	100.000	UnitedHealth Group Incorporated		
		.00000	27-0008097				P2P Link, LLC	.DE	.NIA	SRPS, LLC	Ownership	100.000	UnitedHealth Group Incorporated		
		.00000	75-2857077				Pacific Casualty Company, Inc.	.HI	.IA	USHEALTH Group, Inc.	Ownership	100.000	UnitedHealth Group Incorporated		
							PacifiCare Life and Health Insurance Company	.IN	.IA	United HealthCare Services, Inc.	Ownership	100.000	UnitedHealth Group Incorporated		
.0707	UnitedHealth Group Incorporated	.70785	35-1137395				PacifiCare Life Assurance Company	.CO	.IA	United HealthCare Services, Inc.	Ownership	100.000	UnitedHealth Group Incorporated		
.0707	UnitedHealth Group Incorporated	.84506	95-2829463				PacifiCare of Arizona, Inc.	.AZ	.IA	United HealthCare Services, Inc.	Ownership	100.000	UnitedHealth Group Incorporated		
.0707	UnitedHealth Group Incorporated	.95617	94-3267522				PacifiCare of Colorado, Inc.	.CO	.IA	United HealthCare Services, Inc.	Ownership	100.000	UnitedHealth Group Incorporated		
.0707	UnitedHealth Group Incorporated	.95434	84-1011378				PacifiCare of Nevada, Inc.	.NV	.IA	United HealthCare Services, Inc.	Ownership	100.000	UnitedHealth Group Incorporated		
.0707	UnitedHealth Group Incorporated	.95685	86-0875231				Pacífico S.A. Entidad Prestadora de Salud EPS	.PER	.NIA	Empremédica S. A.	Ownership	50.000	UnitedHealth Group Incorporated		2
		.00000	98-1444613				Panama City Surgery Center, LLC	.FL	.NIA	SCA-Panama City Holdings, LLC	Ownership	53.120	UnitedHealth Group Incorporated		2
		.00000	48-1255983				Paoli Ambulatory Surgery Center	.PA	.NIA	SCA-Paoli, LLC	Ownership	51.000	UnitedHealth Group Incorporated		2
		.00000	62-1595402				Paoli Surgery Center, L.P.	.TN	.NIA	Paoli Ambulatory Surgery Center	Ownership	64.250	UnitedHealth Group Incorporated		2
		.00000	45-1484375				Park Hill Surgery Center, LLC	.TX	.NIA	THR-SCA Holdings, LLC	Influence	0.000	UnitedHealth Group Incorporated		5
		.00000	20-4127100				Parkway Surgery Center, LLC	.DE	.NIA	SCA-Hagerstown, LLC	Ownership	73.690	UnitedHealth Group Incorporated		2
		.00000	63-1271644				Pasteur Plaza Surgery Center GP, Inc.	.DE	.NIA	ASC Network, LLC	Ownership	100.000	UnitedHealth Group Incorporated		
		.00000	20-2310011				PatientsLikeMe LLC	.DE	.NIA	United HealthCare Services, Inc.	Ownership	100.000	UnitedHealth Group Incorporated		
		.00000					Patrimonio Autónomo Nueva Clínica – PANC.	.COL	.NIA	Clínica del Country S.A.	Ownership	65.180	UnitedHealth Group Incorporated		2
		.00000					Patrimonio Autónomo Nueva Clínica – PANC.	.COL	.NIA	Banmedica Internacional SpA	Ownership	9.670	UnitedHealth Group Incorporated		2
		.00000					Patrimonio Autónomo Nueva Clínica – PANC.	.COL	.NIA	Promotora Country S.A.	Ownership	0.230	UnitedHealth Group Incorporated		2
		.00000	62-1451147				Payment Resolution Services, LLC	.TN	.NIA	OptumInsight, Inc.	Ownership	100.000	UnitedHealth Group Incorporated		
		.00000	75-3265056				PCCCV, Inc.	.CA	.NIA	PrimeCare Medical Network, Inc.	Ownership	100.000	UnitedHealth Group Incorporated		
.0707	UnitedHealth Group Incorporated	.13607	20-5662149				Peoples Health, Inc.	.LA	.IA	New Orleans Regional Physician Hospital Organization, L.L.C.	Ownership	100.000	UnitedHealth Group Incorporated		

SCHEDULE Y
PART 1A - DETAIL OF INSURANCE HOLDING COMPANY SYSTEM

1	2	3	4	5	6	7	8	9	10	11	12	13	14	15	16
Group Code	Group Name	NAIC Company Code	ID Number	Federal RSSD	CIK	Name of Securities Exchange if Publicly Traded (U.S. or International)	Names of Parent, Subsidiaries Or Affiliates	Domi-ciliary Location	Relation-ship to Reporting Entity	Directly Controlled by (Name of Entity/Person)	Type of Control (Ownership, Board, Management, Attorney-in-Fact, Influence, Other)	If Control is Owner-ship Provide Percen-tage	Ultimate Controlling Entity(ies)/Person(s)	Is an SCA Filing Re-quired? (Y/N)	*
		.00000	20-5608977				Perham Physical Therapy, LTD	.MN	NIA	Physician(s) owned	Influence	0.000	UnitedHealth Group Incorporated		.4
		.00000	58-1978405				Perimeter Center for Outpatient Surgery, L.P.	.GA	NIA	SHC Atlanta, LLC	Ownership	26.643	UnitedHealth Group Incorporated		.2
		.00000	47-5449645				Pharmaceutical Technologies Independent Practice Association, LLC	.NY	NIA	Pharmaceutical Technologies, Inc.	Ownership	100.000	UnitedHealth Group Incorporated		
		.00000	47-0764793				Pharmaceutical Technologies, Inc.	.NE	NIA	Diplomat Pharmacy, Inc.	Ownership	100.000	UnitedHealth Group Incorporated		
		.00000	23-2171049				Pharmacy Software Holdco, Inc.	.PA	NIA	OptumRx Administrative Services, LLC	Ownership	100.000	UnitedHealth Group Incorporated		
		.00000	23-3012454				PharmTrack, LLC	.NV	NIA	Diplomat Specialty Pharmacy of Philadelphia, LLC	Ownership	100.000	UnitedHealth Group Incorporated		
		.00000	35-2288416				PHC Subsidiary Holdings, LLC	.TX	NIA	United HealthCare Services, Inc.	Ownership	100.000	UnitedHealth Group Incorporated		
		.00000	81-2902954				Physician Alliance of the Rockies, LLC	.CO	NIA	New West Physicians, Inc.	Ownership	100.000	UnitedHealth Group Incorporated		
		.00000					Physician Associates of the Greater San Gabriel Valley, a Medical Group	.CA	NIA	Physician(s) owned	Influence	0.000	UnitedHealth Group Incorporated		.4
		.00000	30-0516435				Physician Partners Medical Group, Inc.	.CA	NIA	Physician(s) owned	Influence	0.000	UnitedHealth Group Incorporated		.4
		.00000	91-1822767				Physicians Care Network, L.L.C.	.WA	NIA	Physician(s) owned	Influence	0.000	UnitedHealth Group Incorporated		.4
		.00000	59-3438026				PHYSICIANS DAY SURGERY CENTER, LLC	.FL	NIA	SCA-Naples, LLC	Ownership	51.000	UnitedHealth Group Incorporated		.2
.0707	UnitedHealth Group Incorporated	.11494	04-3677255				Physicians Health Choice of Texas, LLC	.TX	.IA	PHC Subsidiary Holdings, LLC	Ownership	100.000	UnitedHealth Group Incorporated		
		.00000	52-1162824				Physicians Health Plan of Maryland, Inc.	.MD	NIA	United HealthCare Services, Inc.	Ownership	100.000	UnitedHealth Group Incorporated		
		.00000	98-1388873				Plano de Saúde Ana Costa Ltda.	.BRA	.IA	Anil Assistência Médica Internacional S.A.	Ownership	74.859	UnitedHealth Group Incorporated		.2
		.00000	98-1388873				Plano de Saúde Ana Costa Ltda.	.BRA	.IA	Santos Administração e Participações S.A.	Influence	25.141	UnitedHealth Group Incorporated		.5
		.00000	66-0742844				Plus One Health Management Puerto Rico, Inc.	.PR	NIA	Plus One Holdings, Inc.	Ownership	100.000	UnitedHealth Group Incorporated		
		.00000	13-3613705				Plus One Holdings, Inc.	.DE	NIA	OptumHealth Care Solutions, LLC	Ownership	100.000	UnitedHealth Group Incorporated		
		.00000	80-0670247				PMI Acquisition, LLC	.DE	NIA	Progressive Enterprises Holdings, Inc.	Ownership	100.000	UnitedHealth Group Incorporated		
		.00000	26-3148744				PMSI Holdings, LLC	.DE	NIA	Progressive Enterprises Holdings, Inc.	Ownership	100.000	UnitedHealth Group Incorporated		
		.00000	59-3166848				PMSI Settlement Solutions, LLC	.FL	NIA	PMSI Holdings, LLC	Ownership	100.000	UnitedHealth Group Incorporated		
		.00000	56-2422696				PMSI, LLC	.FL	NIA	PMSI Holdings, LLC	Ownership	100.000	UnitedHealth Group Incorporated		
		.00000	98-1083164				Polar II Fundo de Investimento em Participações Multiestrategia	.BRA	NIA	UnitedHealthcare Internacional IV S.á r.l.	Ownership	100.000	UnitedHealth Group Incorporated		
		.00000	47-5563848				Polio Holdco, LLC	.DE	NIA	Collaborative Care Holdings, LLC	Ownership	80.100	UnitedHealth Group Incorporated		.2
		.00000	46-0508606				Polyclinic Management Services Company, LLC	.WA	NIA	Physician(s) owned	Influence	0.000	UnitedHealth Group Incorporated		.4
		.00000	46-5415205				POMCO Network, Inc.	.NY	NIA	POMCO, Inc.	Ownership	100.000	UnitedHealth Group Incorporated		
		.00000	15-0581348				POMCO, Inc.	.NY	NIA	UMR, Inc.	Ownership	100.000	UnitedHealth Group Incorporated		
		.00000	33-0261822				Pomerado Outpatient Surgical Center, Inc.	.CA	NIA	ASC Network, LLC	Ownership	100.000	UnitedHealth Group Incorporated		
		.00000	33-0752699				Pomerado Outpatient Surgical Center, L.P.	.CA	NIA	Pomerado Outpatient Surgical Center, Inc.	Ownership	57.500	UnitedHealth Group Incorporated		.2
		.00000	27-1454121				PPH Holdings, LLC	.DE	NIA	Practice Partners in Healthcare, Inc.	Ownership	100.000	UnitedHealth Group Incorporated		
		.00000	75-2225186				Precision Dialing Services, Inc.	.DE	NIA	USHEALTH Career Agency, Inc.	Ownership	100.000	UnitedHealth Group Incorporated		
		.00000	65-0683927				Preferred Care Partners Holding, Corp.	.FL	NIA	United HealthCare Services, Inc.	Ownership	100.000	UnitedHealth Group Incorporated		
		.00000	26-1845018				Preferred Care Partners Medical Group, Inc.	.FL	NIA	Preferred Care Partners Holding, Corp.	Ownership	100.000	UnitedHealth Group Incorporated		
.0707	UnitedHealth Group Incorporated	.11176	65-0885893				Preferred Care Partners, Inc.	.FL	.IA	Preferred Care Partners Holding, Corp.	Ownership	100.000	UnitedHealth Group Incorporated		
		.00000	75-3265059				Premier Choice ACO, Inc.	.CA	NIA	PrimeCare Medical Network, Inc.	Ownership	100.000	UnitedHealth Group Incorporated		
		.00000	72-1378216				Premier Surgery Center of Louisville, L.P.	.TN	NIA	SCA Premier Surgery Center of Louisville, LLC	Ownership	51.000	UnitedHealth Group Incorporated		.2
		.00000	33-0527335				Primary Care Associated Medical Group, Inc.	.CA	NIA	Physician(s) owned	Influence	0.000	UnitedHealth Group Incorporated		.4
		.00000	30-0516440				Prime Community Care, Inc.	.CA	NIA	Physician(s) owned	Influence	0.000	UnitedHealth Group Incorporated		.4
		.00000	88-0253112				Prime Health, Inc.	.NV	NIA	Sierra Health Services, Inc.	Ownership	100.000	UnitedHealth Group Incorporated		
		.00000	33-0607478				PrimeCare Medical Network, Inc.	.CA	NIA	NAHM Holdings, Inc.	Ownership	100.000	UnitedHealth Group Incorporated		
		.00000	87-0757397				PrimeCare of Citrus Valley, Inc.	.CA	NIA	PrimeCare Medical Network, Inc.	Ownership	80.000	UnitedHealth Group Incorporated		.2
		.00000	33-0674407				PrimeCare of Corona, Inc.	.CA	NIA	PrimeCare Medical Network, Inc.	Ownership	100.000	UnitedHealth Group Incorporated		
		.00000	33-0674401				PrimeCare of Hemet Valley, Inc.	.CA	NIA	PrimeCare Medical Network, Inc.	Ownership	100.000	UnitedHealth Group Incorporated		
		.00000	33-0674408				PrimeCare of Inland Valley, Inc.	.CA	NIA	PrimeCare Medical Network, Inc.	Ownership	100.000	UnitedHealth Group Incorporated		
		.00000	33-0674402				PrimeCare of Moreno Valley, Inc.	.CA	NIA	PrimeCare Medical Network, Inc.	Ownership	100.000	UnitedHealth Group Incorporated		
		.00000	33-0674400				PrimeCare of Redlands, Inc.	.CA	NIA	PrimeCare Medical Network, Inc.	Ownership	100.000	UnitedHealth Group Incorporated		

SCHEDULE Y
PART 1A - DETAIL OF INSURANCE HOLDING COMPANY SYSTEM

1	2	3	4	5	6	7	8	9	10	11	12 Type of Control (Ownership, Board, Management, Attorney-in-Fact, Influence, Other)	13 If Control is Owner- ship Provide Percent- age	14 Ultimate Controlling Entity(ies)/Person(s)	15 Is an SCA Filing Re- quired? (Y/N)	16 *
Group Code	Group Name	NAIC Company Code	ID Number	Federal RSSD	CIK	Name of Securities Exchange if Publicly Traded (U.S. or International)	Names of Parent, Subsidiaries Or Affiliates	Domi- ciliary Loca- tion	Relation- ship to Reporting Entity	Directly Controlled by (Name of Entity/Person)					
		.00000	33-0674404				PrimeCare of Riverside, Inc.CA	NIA	PrimeCare Medical Network, Inc.	Ownership.....	100.000	UnitedHealth Group Incorporated		
		.00000	14-1915328				PrimeCare of San Bernardino, Inc.CA	NIA	PrimeCare Medical Network, Inc.	Ownership.....	100.000	UnitedHealth Group Incorporated		
		.00000	33-0698439				PrimeCare of Sun City, Inc.CA	NIA	PrimeCare Medical Network, Inc.	Ownership.....	100.000	UnitedHealth Group Incorporated		
		.00000	33-0674409				PrimeCare of Temecula, Inc.CA	NIA	PrimeCare Medical Network, Inc.	Ownership.....	100.000	UnitedHealth Group Incorporated		
		.00000	14-1873402				Procura Management, Inc.DE	NIA	Healthcare Solutions, Inc.	Ownership.....	100.000	UnitedHealth Group Incorporated		
		.00000	27-4371197				Progressive Enterprises Holdings, Inc.DE	NIA	OptumRx, Inc.	Ownership.....	100.000	UnitedHealth Group Incorporated		
		.00000	31-1192384				Progressive Medical, LLCOH	NIA	PMI Acquisition, LLC	Ownership.....	100.000	UnitedHealth Group Incorporated		
		.00000	45-4469117				ProHEALTH Accountable Care Medical Group, PLLC	.NY	NIA	Physician(s) owned	Influence.....	0.000	UnitedHealth Group Incorporated		.4
		.00000	11-3447394				ProHEALTH Ambulatory Surgery Center, Inc.NY	NIA	Physician(s) owned	Influence.....	0.000	UnitedHealth Group Incorporated		.4
		.00000	47-5656253				ProHEALTH Care Associates of New Jersey LLP	.NJ	NIA	Physician(s) owned	Influence.....	0.000	UnitedHealth Group Incorporated		.4
		.00000	11-3355604				ProHEALTH Care Associates, L.L.P.NY	NIA	Physician(s) owned	Influence.....	0.000	UnitedHealth Group Incorporated		.4
		.00000	32-0229091				ProHEALTH Fitness of Lake Success, LLC	.NY	NIA	ProHEALTH Medical Management, LLC	Ownership.....	82.620	UnitedHealth Group Incorporated		.2
		.00000	47-1049961				ProHEALTH Medical Management, LLC	.DE	NIA	Collaborative Care Holdings, LLC	Ownership.....	100.000	UnitedHealth Group Incorporated		
		.00000	45-5470737				ProHealth Physicians ACO, LLC	.CT	NIA	Physician(s) owned	Influence.....	0.000	UnitedHealth Group Incorporated		.4
		.00000	06-1446075				ProHealth Physicians, Inc.CT	NIA	Polo Holdco, LLC	Ownership.....	100.000	UnitedHealth Group Incorporated		
		.00000	06-1469068				ProHealth Physicians, P.C.CT	NIA	Physician(s) owned	Influence.....	0.000	UnitedHealth Group Incorporated		.4
		.00000	32-0455430				ProHealth Proton Center Management, LLC	.DE	NIA	ProHEALTH Medical Management, LLC	Ownership.....	100.000	UnitedHealth Group Incorporated		
		.00000	47-5661535				ProHEALTH Urgent Care Medicine of New Jersey LLP	.NJ	NIA	Physician(s) owned	Influence.....	0.000	UnitedHealth Group Incorporated		.4
		.00000	46-1883579				ProHEALTH Urgent Care Medicine, PLLC	.NY	NIA	Physician(s) owned	Influence.....	0.000	UnitedHealth Group Incorporated		.4
		.00000	85-0496329				Project Titan, LLC	.DE	NIA	Triple Aim Partners, LLC	Ownership.....	96.000	UnitedHealth Group Incorporated		.2
		.00000	22-3493126				Promotora Country S.A.COL	NIA	Banmédica S.A.	Ownership.....	50.000	UnitedHealth Group Incorporated		.3
		.00000					Pronounced Health Solutions, Inc.DE	NIA	My Wellness Solutions, LLC Pacífico S.A. Entidad Prestadora de Salud	Ownership.....	100.000	UnitedHealth Group Incorporated		
		.00000	98-1444638				Prosemedic S.A.C.PER	NIA	EPS	Ownership.....	80.000	UnitedHealth Group Incorporated		.1
		.00000	82-2400620				Prospero Health Partners New York, P.C.NY	NIA	Physician(s) owned	Influence.....	0.000	UnitedHealth Group Incorporated		.4
		.00000	84-3234753				Prospero Health Partners, P.C.MN	NIA	Physician(s) owned	Influence.....	0.000	UnitedHealth Group Incorporated		.4
		.00000	83-4217561				Prospero Management Services, LLC	.DE	NIA	Triple Aim Partners, LLC	Ownership.....	100.000	UnitedHealth Group Incorporated		
		.00000	82-3765555				Providence & SCA Off-Campus Holdings, LLC	.DE	NIA	SCA-Portland, LLC	Influence.....	40.000	UnitedHealth Group Incorporated		.5
		.00000	82-3270499				Providence & SCA On-Campus Holdings, LLC	.DE	NIA	SCA-Portland, LLC	Influence.....	20.000	UnitedHealth Group Incorporated		.5
		.00000	83-1591205				Providence & SCA Outreach Markets Holdings, LLC	.DE	NIA	SCA-Portland, LLC	Influence.....	49.000	UnitedHealth Group Incorporated		.5
		.00000	90-0876656				PS Center, LLC	.CA	NIA	Beach Surgical Holdings II, LLC	Influence.....	100.000	UnitedHealth Group Incorporated		.5
		.00000	46-1061132				PSC Bellevue, LLC	.NE	NIA	Pharmaceutical Technologies, Inc.	Ownership.....	100.000	UnitedHealth Group Incorporated		
		.00000	46-1371723				PSC Coventry, LLC	.NE	NIA	Pharmaceutical Technologies, Inc.	Ownership.....	100.000	UnitedHealth Group Incorporated		
		.00000	46-1367698				PSC Properties, LLC	.NE	NIA	Pharmaceutical Technologies, Inc.	Ownership.....	100.000	UnitedHealth Group Incorporated		
		.00000	46-3901920				Pulse Platform, LLC	.DE	NIA	Rally Health, Inc.	Ownership.....	100.000	UnitedHealth Group Incorporated		
		.00000	35-2493256				QoL Acquisition Holdings Corp.DE	NIA	Genoa Healthcare, Inc.	Ownership.....	100.000	UnitedHealth Group Incorporated		
		.00000	80-0947972				Rally Health, Inc.DE	NIA	Optum Digital Health Holdings, LLC	Ownership.....	100.000	UnitedHealth Group Incorporated		
		.00000					Real Appeal, Inc.	.DE	NIA	Rally Health, Inc.	Ownership.....	100.000	UnitedHealth Group Incorporated		
		.00000	56-2627067				Recaudación y Cobranzas Honodav Ltda.CHL	NIA	Clinica Dávila y Servicios Médicos S.A.	Ownership.....	99.000	UnitedHealth Group Incorporated		
		.00000	94-3115625				Recaudación y Cobranzas Honodav Ltda.CHL	NIA	Servicios Integrados de Salud Ltda.	Ownership.....	1.000	UnitedHealth Group Incorporated		
		.00000					Redlands Ambulatory Surgery Center	.CA	NIA	Redlands-SCA Surgery Centers, Inc.	Ownership.....	54.000	UnitedHealth Group Incorporated		.2
		.00000	56-2627067				Redlands Family Practice Medical Group, Inc.	.CA	NIA	Physician(s) owned	Influence.....	0.000	UnitedHealth Group Incorporated		.4
		.00000	94-3115627				Redlands-SCA Surgery Centers, Inc.	.CA	NIA	SC Affiliates, LLC	Ownership.....	100.000	UnitedHealth Group Incorporated		
		.00000	20-5251393				Reliant Medical Group The Endoscopy Center, LLC	.MA	NIA	Physician(s) owned	Influence.....	0.000	UnitedHealth Group Incorporated		.4
		.00000	04-2472266				Reliant Medical Group, Inc.	.MA	NIA	Physician(s) owned	Influence.....	0.000	UnitedHealth Group Incorporated		.4
		.00000	82-3745100				Reliant MSO, LLC	.DE	NIA	Collaborative Care Holdings, LLC	Ownership.....	100.000	UnitedHealth Group Incorporated		
		.00000	32-0543788				Renai Health Holdings, Inc.	.DE	NIA	UnitedHealth Group Ventures, LLC	Ownership.....	100.000	UnitedHealth Group Incorporated		.2
		.00000	82-3161933				Renai Health IPA, LLC	.DE	NIA	Renai Health Holdings, Inc.	Ownership.....	100.000	UnitedHealth Group Incorporated		.2
		.00000	82-3130872				Renai Health Management, LLC	.DE	NIA	Renai Health Holdings, Inc.	Ownership.....	100.000	UnitedHealth Group Incorporated		.2

SCHEDULE Y
PART 1A - DETAIL OF INSURANCE HOLDING COMPANY SYSTEM

1	2	3	4	5	6	7	8	9	10	11	12	13	14	15	16
Group Code	Group Name	NAIC Company Code	ID Number	Federal RSSD	CIK	Name of Securities Exchange if Publicly Traded (U.S. or International)	Names of Parent, Subsidiaries Or Affiliates	Domi-ciliary Location	Relation-ship to Reporting Entity	Directly Controlled by (Name of Entity/Person)	Type of Control (Ownership, Board, Management, Attorney-in-Fact, Influence, Other)	If Control is Owner-ship Provide Percen-tage	Ultimate Controlling Entity(ies)/Person(s)	Is an SCA Filing Re-quired? (Y/N)	*
0707	UnitedHealth Group Incorporated	00000	45-0558032				Research Surgical Center, LLC	CO	NIA	PPH Holdings, LLC	Ownership	51.000	UnitedHealth Group Incorporated		2
		00000	46-0758315				River Valley ASC, LLC	CT	NIA	SCA-River Valley, LLC	Ownership	55.360	UnitedHealth Group Incorporated		2
							Riverside Community Healthplan Medical Group, Inc.	CA	NIA	Physician(s) owned	Influence	0.000	UnitedHealth Group Incorporated		4
		00000	33-0055097				Riverside Electronic Healthcare Resources, Inc.	CA	NIA	Physician(s) owned	Influence	0.000	UnitedHealth Group Incorporated		4
		00000	20-3420379				Riverside Medical Management, LLC	DE	NIA	ProHEALTH Medical Management, LLC	Ownership	100.000	UnitedHealth Group Incorporated		4
		00000	32-0500242				Riverside Pediatric Group, P.C.	NJ	NIA	Physician(s) owned	Influence	0.000	UnitedHealth Group Incorporated		4
		00000	22-3624559				Riverside Surgical Center of Meadowlands, LLC								
		00000	83-2735771				Riverside Surgical Center of Newark, LLC	NJ	NIA	SCA-Riverside Partners, LLC	Ownership	100.000	UnitedHealth Group Incorporated		2
		00000	83-2722082				Robert B. McBeath, M.D. II, P.C.	NV	NIA	Physician(s) owned	Influence	0.000	UnitedHealth Group Incorporated		4
		00000	86-0857176				Robert B. McBeath, M.D. III, P.C.	NV	NIA	Physician(s) owned	Influence	0.000	UnitedHealth Group Incorporated		4
		00000	46-2662506				Robert B. McBeath, M.D., Professional Corporation	NV	NIA	Physician(s) owned	Influence	0.000	UnitedHealth Group Incorporated		4
		00000	88-0310956				Rocky Mountain Health Maintenance Organization, Incorporated	CO	IA	United HealthCare Services, Inc. Rocky Mountain Health Maintenance Organization, Incorporated	Ownership	100.000	UnitedHealth Group Incorporated		
		95482	84-0614905				Rocky Mountain HealthCare Options, Inc.	CO	NIA		Ownership	100.000	UnitedHealth Group Incorporated		
		00000	84-1224718				Sacred Heart ASC, LLC	FL	NIA	SCA-Sacred Heart Holdings, LLC	Ownership	100.000	UnitedHealth Group Incorporated		
		00000	83-0521940				Saden S.A.	CHL	NIA	Banmédica S.A.	Ownership	99.923	UnitedHealth Group Incorporated		
		00000					Saden S.A.	CHL	NIA	Clínica Dávila y Servicios Médicos S.A.	Ownership	0.077	UnitedHealth Group Incorporated		
		00000	74-2462470				Salem Surgery Center, LLC	OR	NIA	Surgetcure of Salem, LLC	Ownership	70.000	UnitedHealth Group Incorporated		2
		00000	45-2219585				Salveo Specialty Pharmacy, Inc.	DE	NIA	OptumRx Administrative Services, LLC	Ownership	100.000	UnitedHealth Group Incorporated		
		00000	77-0322251				San Diego Endoscopy Center	CA	NIA	Endoscopy Center Affiliates, Inc.	Ownership	37.000	UnitedHealth Group Incorporated		2
							San Luis Obispo Surgery Center, a California Limited Partnership	CA	NIA	ASC Operators-San Luis Obispo, LLC	Ownership	58.324	UnitedHealth Group Incorporated		2
		00000	77-0109991				Sand Lake SurgiCenter, LLC	FL	NIA	SCA-Sand Lake, LLC	Ownership	51.450	UnitedHealth Group Incorporated		2
		00000	27-3787593				Santa Cruz Endoscopy Center, LLC	CA	NIA	SCA Pacific Holdings, Inc.	Ownership	50.000	UnitedHealth Group Incorporated		2
										Anil Assistência Médica Internacional S.A.					
		00000					Santa Helena Assistência Médica S.A.	BRA	NIA		Ownership	77.301	UnitedHealth Group Incorporated		2
		00000					Santa Helena Assistência Médica S.A.	BRA	NIA	Elual Participações S.A.	Ownership	22.292	UnitedHealth Group Incorporated		2
										Anil Assistência Médica Internacional S.A.					
		00000					Santos Administração e Participações S.A.	BRA	NIA		Ownership	100.000	UnitedHealth Group Incorporated		
		00000	84-3152209				Sanvello Behavioral Health Services of Texas, P.A.	TX	NIA	Physician(s) owned	Influence	0.000	UnitedHealth Group Incorporated		4
		00000	84-1754732				Sanvello Behavioral Health Services, P.A.	DE	NIA	Physician(s) owned	Influence	0.000	UnitedHealth Group Incorporated		4
		00000	83-3057919				Sanvello Health Holdings, LLC	DE	NIA	UnitedHealth Group Ventures, LLC	Ownership	85.790	UnitedHealth Group Incorporated		2
		00000	47-1920345				Sanvello Health Inc.	DE	NIA	Sanvello Health Holdings, LLC	Ownership	100.000	UnitedHealth Group Incorporated		2
		00000					Savvysherpa Asia, Inc.	PHL	NIA	Savvysherpa, LLC	Ownership	99.986	UnitedHealth Group Incorporated		2
		00000	41-1934238				Savvysherpa, LLC	DE	NIA	United HealthCare Services, Inc.	Ownership	100.000	UnitedHealth Group Incorporated		
		00000	62-1149229				SC Affiliates, LLC	DE	NIA	Surgical Care Affiliates, LLC	Ownership	100.000	UnitedHealth Group Incorporated		
		00000	92-0080881				SCA Alaska Surgery Center, Inc.	AK	NIA	SC Affiliates, LLC	Ownership	100.000	UnitedHealth Group Incorporated		
		00000	47-5537316				SCA Athens, LLC	DE	NIA	SC Affiliates, LLC	Ownership	100.000	UnitedHealth Group Incorporated		
		00000	47-5014406				SCA Austin Holdings, LLC	DE	NIA	SC Affiliates, LLC	Ownership	100.000	UnitedHealth Group Incorporated		
		00000	45-4230864				SCA BOSC Holdings, LLC	DE	NIA	National Surgery Centers, LLC	Ownership	25.000	UnitedHealth Group Incorporated		
		00000	45-4230864				SCA BOSC Holdings, LLC	DE	NIA	SC Affiliates, LLC	Ownership	25.000	UnitedHealth Group Incorporated		
		00000	45-4230864				SCA BOSC Holdings, LLC	DE	NIA	SunSurgery, LLC	Ownership	25.000	UnitedHealth Group Incorporated		
		00000	45-4230864				SCA BOSC Holdings, LLC	DE	NIA	Surgery Center Holding, LLC	Ownership	25.000	UnitedHealth Group Incorporated		
		00000	47-5030792				SCA Cedar Park Holdings, LLC	DE	NIA	SCA Austin Holdings, LLC	Ownership	100.000	UnitedHealth Group Incorporated		
		00000	84-4338108				SCA Clifton, LLC	DE	NIA	SC Affiliates, LLC	Ownership	100.000	UnitedHealth Group Incorporated		
		00000	04-3170801				SCA Danbury Surgical Center, LLC	DE	NIA	SunSurgery, LLC	Ownership	63.010	UnitedHealth Group Incorporated		2
		00000	62-1535981				SCA Development, LLC	DE	NIA	SC Affiliates, LLC	Ownership	100.000	UnitedHealth Group Incorporated		
		00000	98-1372069				SCA eCode Solutions Private Limited	IND	NIA	eCode Solutions, LLC	Ownership	100.000	UnitedHealth Group Incorporated		

SCHEDULE Y
PART 1A - DETAIL OF INSURANCE HOLDING COMPANY SYSTEM

1	2	3	4	5	6	7	8	9	10	11	12	13	14	15	16
Group Code	Group Name	NAIC Company Code	ID Number	Federal RSSD	CIK	Name of Securities Exchange if Publicly Traded (U.S. or International)	Names of Parent, Subsidiaries Or Affiliates	Domi-ciliary Location	Relation-ship to Reporting Entity	Directly Controlled by (Name of Entity/Person)	Type of Control (Ownership, Board, Management, Attorney-in-Fact, Influence, Other)	If Control is Owner-ship Provide Percen-tage	Ultimate Controlling Entity(ies)/Person(s)	Is an SCA Filing Re-quired? (Y/N)	*
		.00000	47-5064834				SCA Hays Holdings, LLC	DE	NIA	SCA Austin Holdings, LLC	Ownership	100.000	UnitedHealth Group Incorporated		
		.00000	83-2735871				SCA Heartland Holdings, LLC	DE	NIA	SC Affiliates, LLC	Ownership	100.000	UnitedHealth Group Incorporated		
		.00000	36-4869243				SCA HoldCo, Inc.	DE	NIA	Collaborative Care Holdings, LLC	Ownership	100.000	UnitedHealth Group Incorporated		
		.00000	27-1664837				SCA Holding Company, Inc.	DE	NIA	SCA Surgery Holdings, LLC	Ownership	100.000	UnitedHealth Group Incorporated		
		.00000	47-1256943				SCA Holdings, Inc.	CA	NIA	National Surgery Centers, LLC	Ownership	100.000	UnitedHealth Group Incorporated		
		.00000	45-4240475				SCA IEC Holdings, LLC	DE	NIA	National Surgery Centers, LLC	Ownership	25.000	UnitedHealth Group Incorporated		
		.00000	45-4240475				SCA IEC Holdings, LLC	DE	NIA	SC Affiliates, LLC	Ownership	25.000	UnitedHealth Group Incorporated		
		.00000	45-4240475				SCA IEC Holdings, LLC	DE	NIA	SunSurgery, LLC	Ownership	25.000	UnitedHealth Group Incorporated		
		.00000	45-4240475				SCA IEC Holdings, LLC	DE	NIA	Surgery Center Holding, LLC	Ownership	25.000	UnitedHealth Group Incorporated		
		.00000	45-2684108				SCA Indiana Holdings, LLC	DE	NIA	National Surgery Centers, LLC	Ownership	25.000	UnitedHealth Group Incorporated		
		.00000	45-2684108				SCA Indiana Holdings, LLC	DE	NIA	SC Affiliates, LLC	Ownership	25.000	UnitedHealth Group Incorporated		
		.00000	45-2684108				SCA Indiana Holdings, LLC	DE	NIA	SunSurgery, LLC	Ownership	25.000	UnitedHealth Group Incorporated		
		.00000	45-2684108				SCA Indiana Holdings, LLC	DE	NIA	Surgery Center Holding, LLC	Ownership	25.000	UnitedHealth Group Incorporated		
		.00000	62-1505276				SCA of Clarksville, Inc.	TN	NIA	Surgical Health, LLC	Ownership	100.000	UnitedHealth Group Incorporated		
		.00000	27-1707364				SCA Pacific Holdings, Inc.	CA	NIA	SC Affiliates, LLC	Ownership	100.000	UnitedHealth Group Incorporated		
		.00000	46-1686425				SCA Pennsylvania Holdings, LLC	DE	NIA	Surgery Center Holding, LLC	Ownership	100.000	UnitedHealth Group Incorporated		
							SCA Premier Surgery Center of Louisville, LLC								
		.00000	72-1386840					DE	NIA	SC Affiliates, LLC	Ownership	100.000	UnitedHealth Group Incorporated		
		.00000	81-5211225				SCA Rockledge JV, LLC	DE	NIA	SCA-Merritt, LLC	Ownership	97.000	UnitedHealth Group Incorporated		2
		.00000	45-4252645				SCA ROCs Holdings, LLC	DE	NIA	National Surgery Centers, LLC	Ownership	25.000	UnitedHealth Group Incorporated		
		.00000	45-4252645				SCA ROCs Holdings, LLC	DE	NIA	SC Affiliates, LLC	Ownership	25.000	UnitedHealth Group Incorporated		
		.00000	45-4252645				SCA ROCs Holdings, LLC	DE	NIA	SunSurgery, LLC	Ownership	25.000	UnitedHealth Group Incorporated		
		.00000	45-4252645				SCA ROCs Holdings, LLC	DE	NIA	Surgery Center Holding, LLC	Ownership	25.000	UnitedHealth Group Incorporated		
		.00000	84-3689385				SCA Sage Medical MSO, LLC	DE	NIA	SCA Sage Medical, LLC	Influence	26.000	UnitedHealth Group Incorporated		5
		.00000	84-3673924				SCA Sage Medical, LLC	DE	NIA	SC Affiliates, LLC	Ownership	100.000	UnitedHealth Group Incorporated		
		.00000	47-4928368				SCA Southwestern PA, LLC	DE	NIA	SC Affiliates, LLC	Ownership	100.000	UnitedHealth Group Incorporated		
		.00000	47-3165040				SCA Specialists of Florida, LLC	DE	NIA	SCA Surgery Holdings, LLC	Ownership	100.000	UnitedHealth Group Incorporated		
		.00000	45-4266502				SCA SSSC Holdings, LLC	DE	NIA	National Surgery Centers, LLC	Ownership	25.000	UnitedHealth Group Incorporated		
		.00000	45-4266502				SCA SSSC Holdings, LLC	DE	NIA	SC Affiliates, LLC	Ownership	25.000	UnitedHealth Group Incorporated		
		.00000	45-4266502				SCA SSSC Holdings, LLC	DE	NIA	SunSurgery, LLC	Ownership	25.000	UnitedHealth Group Incorporated		
		.00000	45-4266502				SCA SSSC Holdings, LLC	DE	NIA	Surgery Center Holding, LLC	Ownership	25.000	UnitedHealth Group Incorporated		
		.00000	47-5038680				SCA Stonegate Holdings, LLC	DE	NIA	SCA Austin Holdings, LLC	Ownership	100.000	UnitedHealth Group Incorporated		
		.00000	26-2602268				SCA Surgery Holdings, LLC	DE	NIA	Surgical Care Affiliates, LLC	Ownership	100.000	UnitedHealth Group Incorporated		
		.00000	75-2501088				SCA Surgicare of Laguna Hills, LLC	DE	NIA	Surgery Center Holding, LLC	Ownership	100.000	UnitedHealth Group Incorporated		
		.00000	27-2096767				SCA Teammate Support Network	AL	NIA	Surgical Care Affiliates, LLC	Ownership	100.000	UnitedHealth Group Incorporated		
		.00000	74-2555097				SCA-Albuquerque Surgery Properties, Inc.	NM	NIA	SC Affiliates, LLC	Ownership	100.000	UnitedHealth Group Incorporated		
		.00000	47-1807383				SCA-Alliance, LLC	DE	NIA	SCA Surgery Holdings, LLC	Ownership	100.000	UnitedHealth Group Incorporated		
		.00000	82-4763869				SCA-Anne Arundel, LLC	DE	NIA	SC Affiliates, LLC	Ownership	100.000	UnitedHealth Group Incorporated		
		.00000	83-2703057				SCA-Appicare Partners, LLC	DE	NIA	SCA-Downey, LLC	Ownership	100.000	UnitedHealth Group Incorporated		
		.00000	82-3857984				SCA-Bethesda, LLC	DE	NIA	SC Affiliates, LLC	Ownership	100.000	UnitedHealth Group Incorporated		
		.00000	62-1530120				SCA-Blue Ridge, LLC	DE	NIA	SC Affiliates, LLC	Ownership	100.000	UnitedHealth Group Incorporated		
		.00000	83-1529292				SCA-Bonita Springs, LLC	DE	NIA	SC Affiliates, LLC	Ownership	100.000	UnitedHealth Group Incorporated		
		.00000	82-1980137				SCA-Brandon, LLC	DE	NIA	SC Affiliates, LLC	Ownership	50.980	UnitedHealth Group Incorporated		2
		.00000	83-1094012				SCA-Castle Rock, LLC	DE	NIA	SC Affiliates, LLC	Ownership	100.000	UnitedHealth Group Incorporated		
		.00000	47-1535510				SCA-Central Florida, LLC	FL	NIA	SC Affiliates, LLC	Ownership	55.360	UnitedHealth Group Incorporated		2
		.00000	58-1709758				SCA-Charleston, LLC	DE	NIA	SCA Surgery Holdings, LLC	Ownership	100.000	UnitedHealth Group Incorporated		
		.00000	82-4511713				SCA-Chatam, LLC	DE	NIA	SC Affiliates, LLC	Ownership	100.000	UnitedHealth Group Incorporated		
		.00000	81-3301058				SCA-Chevy Chase, LLC	DE	NIA	SC Affiliates, LLC	Ownership	100.000	UnitedHealth Group Incorporated		
		.00000	62-1516306				SCA-Citrus, Inc.	TN	NIA	SC Affiliates, LLC	Ownership	100.000	UnitedHealth Group Incorporated		
		.00000	83-1541326				SCA-Colonial Partners, LLC	DE	NIA	SCA-Ft. Myers, LLC	Ownership	69.698	UnitedHealth Group Incorporated		2
		.00000	93-1047471				SCA-Colorado Springs, LLC	DE	NIA	SC Affiliates, LLC	Ownership	100.000	UnitedHealth Group Incorporated		
		.00000	83-1585952				SCA-Connecticut Partners, LLC	DE	NIA	SunSurgery, LLC	Ownership	100.000	UnitedHealth Group Incorporated		
		.00000	47-4028383				SCA-Davenport, LLC	DE	NIA	SC Affiliates, LLC	Ownership	100.000	UnitedHealth Group Incorporated		
		.00000	84-2003112				SCA-Denver Physicians Holdings, LLC	DE	NIA	SCA-Denver, LLC	Ownership	54.700	UnitedHealth Group Incorporated		2

SCHEDULE Y
PART 1A - DETAIL OF INSURANCE HOLDING COMPANY SYSTEM

1	2	3	4	5	6	7	8	9	10	11	12	13	14	15	16
Group Code	Group Name	NAIC Company Code	ID Number	Federal RSSD	CIK	Name of Securities Exchange if Publicly Traded (U.S. or International)	Names of Parent, Subsidiaries Or Affiliates	Domi-ciliary Location	Relation-ship to Reporting Entity	Directly Controlled by (Name of Entity/Person)	Type of Control (Ownership, Board, Management, Attorney-in-Fact, Influence, Other)	If Control is Owner-ship Provide Per-centage	Ultimate Controlling Entity(ies)/Person(s)	Is an SCA Filing Re-quired? (Y/N)	*
		.00000	84-2997638				SCA-Denver, LLC	DE	NIA	SC Affiliates, LLC	Ownership	100.000	UnitedHealth Group Incorporated		
		.00000	82-1470227				SCA-Derry, LLC	DE	NIA	SC Affiliates, LLC	Ownership	78.873	UnitedHealth Group Incorporated		2
		.00000	81-3734814				SCA-Doral, LLC	DE	NIA	SC Affiliates, LLC	Ownership	100.000	UnitedHealth Group Incorporated		
		.00000	83-3055579				SCA-Downey, LLC	DE	NIA	SC Affiliates, LLC	Ownership	100.000	UnitedHealth Group Incorporated		
		.00000	83-1093886				SCA-DRY CREEK, LLC	DE	NIA	SC Affiliates, LLC	Ownership	100.000	UnitedHealth Group Incorporated		
		.00000	81-1594261				SCA-Dublin, LLC	DE	NIA	SC Affiliates, LLC	Ownership	100.000	UnitedHealth Group Incorporated		
		.00000	81-3301305				SCA-Encinitas, Inc.	DE	NIA	Surgical Health, LLC	Ownership	100.000	UnitedHealth Group Incorporated		
		.00000	62-1541235				SCA-Eugene, Inc.	TN	NIA	SC Affiliates, LLC	Ownership	100.000	UnitedHealth Group Incorporated		
		.00000	83-2805878				SCA-First Coast, LLC	DE	NIA	SC Affiliates, LLC	Ownership	100.000	UnitedHealth Group Incorporated		
		.00000	62-1551099				SCA-Florence, LLC	DE	NIA	SC Affiliates, LLC	Ownership	100.000	UnitedHealth Group Incorporated		
		.00000	93-1067967				SCA-Fort Collins, Inc.	CO	NIA	SC Affiliates, LLC	Ownership	100.000	UnitedHealth Group Incorporated		
		.00000	62-1502719				SCA-Fort Walton, Inc.	TN	NIA	SC Affiliates, LLC	Ownership	100.000	UnitedHealth Group Incorporated		
		.00000	47-3641516				SCA-Franklin, LLC	DE	NIA	SC Affiliates, LLC	Ownership	100.000	UnitedHealth Group Incorporated		
		.00000	81-2727879				SCA-Frederick, LLC	DE	NIA	SC Affiliates, LLC	Ownership	100.000	UnitedHealth Group Incorporated		
		.00000	82-3535257				SCA-Freeway Holdings, LLC	DE	NIA	SC Affiliates, LLC	Ownership	100.000	UnitedHealth Group Incorporated		
		.00000	36-4907566				SCA-Ft. Myers, LLC	DE	NIA	SC Affiliates, LLC	Ownership	100.000	UnitedHealth Group Incorporated		
		.00000	62-1547690				SCA-Gainesville, LLC	DE	NIA	SC Affiliates, LLC	Ownership	100.000	UnitedHealth Group Incorporated		
		.00000	81-1956407				SCA-Gladiolus, LLC	DE	NIA	SC Affiliates, LLC	Ownership	100.000	UnitedHealth Group Incorporated		
		.00000	82-1438326				SCA-GRANTS PASS, LLC	DE	NIA	SC Affiliates, LLC	Ownership	100.000	UnitedHealth Group Incorporated		
		.00000	81-2376695				SCA-Grove Place, LLC	DE	NIA	SC Affiliates, LLC	Ownership	100.000	UnitedHealth Group Incorporated		
		.00000	47-3466283				SCA-Hagerstown, LLC	DE	NIA	SC Affiliates, LLC	Ownership	100.000	UnitedHealth Group Incorporated		
		.00000	81-4605501				SCA-Hamden, LLC	DE	NIA	SC Affiliates, LLC	Ownership	100.000	UnitedHealth Group Incorporated		
		.00000	47-5229514				SCA-Hilton Head, LLC	DE	NIA	SC Affiliates, LLC	Ownership	100.000	UnitedHealth Group Incorporated		
		.00000	62-1506650				SCA-Honolulu, LLC	DE	NIA	SC Affiliates, LLC	Ownership	100.000	UnitedHealth Group Incorporated		
		.00000	81-3445356				SCA-Houston Executive, LLC	DE	NIA	SCA Pacific Holdings, Inc.	Ownership	100.000	UnitedHealth Group Incorporated		
		.00000	81-4905342				SCA1 Holdings, LLC	DE	NIA	SCA HoldCo, Inc.	Ownership	100.000	UnitedHealth Group Incorporated		
		.00000	81-1666861				SCA-Illinois, LLC	DE	NIA	SCA Surgery Holdings, LLC	Ownership	100.000	UnitedHealth Group Incorporated		
		.00000	47-3930052				SCA-IT Holdings, LLC	DE	NIA	SC Affiliates, LLC	Ownership	100.000	UnitedHealth Group Incorporated		
		.00000	83-3090526				SCA-JPM Holdings, LLC	DE	NIA	SC Affiliates, LLC	Ownership	100.000	UnitedHealth Group Incorporated		
		.00000	83-1102109				SCA-Kissing Camels Holdings, LLC	DE	NIA	SC Affiliates, LLC	Ownership	100.000	UnitedHealth Group Incorporated		
		.00000	81-4292506				SCA-Main Street, LLC	DE	NIA	SC Affiliates, LLC	Ownership	100.000	UnitedHealth Group Incorporated		
		.00000	47-1751165				SCA-Marina del Rey, LLC	CA	NIA	SC Affiliates, LLC	Ownership	100.000	UnitedHealth Group Incorporated		
		.00000	81-1367813				SCA-MC VBP, Inc.	DE	NIA	SC Affiliates, LLC	Ownership	100.000	UnitedHealth Group Incorporated		
		.00000	62-1184188				SCA-Mecklenburg Development Corp.	NC	NIA	SC Affiliates, LLC	Ownership	100.000	UnitedHealth Group Incorporated		
		.00000	81-4616104				SCA-Memorial City, LLC	DE	NIA	SC Affiliates, LLC	Ownership	100.000	UnitedHealth Group Incorporated		
		.00000	81-1771410				SCA-Merritt, LLC	DE	NIA	SC Affiliates, LLC	Ownership	100.000	UnitedHealth Group Incorporated		
		.00000	82-2455773				SCA-Midlands, LLC	DE	NIA	SC Affiliates, LLC	Ownership	100.000	UnitedHealth Group Incorporated		
		.00000	81-2976543				SCA-Midway Management, LLC	IL	NIA	SC Affiliates, LLC	Ownership	100.000	UnitedHealth Group Incorporated		
		.00000	80-0070617				SCA-Mobile, LLC	DE	NIA	SC Affiliates, LLC	Ownership	100.000	UnitedHealth Group Incorporated		
		.00000	81-1065674				SCA-Mokena, LLC	DE	NIA	SC Affiliates, LLC	Ownership	100.000	UnitedHealth Group Incorporated		
		.00000					SCA-Morris County, LLC	DE	NIA	SC Affiliates, LLC	Ownership	100.000	UnitedHealth Group Incorporated		
		.00000	62-1506655				SCA-Mt. Pleasant, LLC	DE	NIA	SC Affiliates, LLC	Ownership	100.000	UnitedHealth Group Incorporated		
		.00000	81-2850365				SCA-Naperville, LLC	DE	NIA	SC Affiliates, LLC	Ownership	100.000	UnitedHealth Group Incorporated		
		.00000	82-3002171				SCA-Naples, LLC	DE	NIA	SC Affiliates, LLC	Ownership	100.000	UnitedHealth Group Incorporated		
		.00000	81-1347328				SCA-ND VBP, Inc.	DE	NIA	SC Affiliates, LLC	Ownership	100.000	UnitedHealth Group Incorporated		
		.00000	47-4418919				SCA-New Jersey, LLC	DE	NIA	SC Affiliates, LLC	Ownership	100.000	UnitedHealth Group Incorporated		
		.00000	47-1760663				SCA-Newport Beach, LLC	CA	NIA	SC Affiliates, LLC	Ownership	100.000	UnitedHealth Group Incorporated		
		.00000					Scanner Centromed S.A.	CHL	NIA	Administradora Médica Centromed S.A.	Ownership	84.500	UnitedHealth Group Incorporated		2
		.00000	81-3445510				SCA-Palm Beach MSO Holdings, LLC	DE	NIA	SunSurgery, LLC	Ownership	100.000	UnitedHealth Group Incorporated		
		.00000	82-3050836				SCA-Palm Beach, LLC	DE	NIA	SC Affiliates, LLC	Ownership	100.000	UnitedHealth Group Incorporated		
		.00000	62-1538850				SCA-Paoli, LLC	DE	NIA	SC Affiliates, LLC	Ownership	100.000	UnitedHealth Group Incorporated		
		.00000	47-2785908				SCA-Phoenix, LLC	DE	NIA	SC Affiliates, LLC	Ownership	100.000	UnitedHealth Group Incorporated		
		.00000	47-1620189				SCA-Pocono, LLC	DE	NIA	SC Affiliates, LLC	Ownership	100.000	UnitedHealth Group Incorporated		
		.00000	81-4139195				SCA-PORTLAND, LLC	DE	NIA	SC Affiliates, LLC	Ownership	100.000	UnitedHealth Group Incorporated		

STATEMENT AS OF MARCH 31, 2020 OF THE UnitedHealthcare Community Plan of Ohio, Inc.

SCHEDULE Y
PART 1A - DETAIL OF INSURANCE HOLDING COMPANY SYSTEM

1	2	3	4	5	6	7	8	9	10	11	12	13	14	15	16
Group Code	Group Name	NAIC Company Code	ID Number	Federal RSSD	CIK	Name of Securities Exchange if Publicly Traded (U.S. or International)	Names of Parent, Subsidiaries Or Affiliates	Domi-ciliary Location	Relation-ship to Reporting Entity	Directly Controlled by (Name of Entity/Person)	Type of Control (Ownership, Board, Management, Attorney-in-Fact, Influence, Other)	If Control is Owner-ship Provide Percen-tage	Ultimate Controlling Entity(ies)/Person(s)	Is an SCA Filing Re-quired? (Y/N)	*
		.00000					SCA-Practice Partners Holdings, LLCDE	NIA.....	SC Affiliates, LLC	Ownership.....	100.000	UnitedHealth Group Incorporated		
		.00000	81-4304317				SCA-River Valley, LLCDE	NIA.....	SC Affiliates, LLC	Ownership.....	100.000	UnitedHealth Group Incorporated		
		.00000	83-2111732				SCA-Riverside Partners, LLCDE	NIA.....	SCA-Riverside, LLC	Ownership.....	51.000	UnitedHealth Group Incorporated		2
		.00000	83-2721919				SCA-Riverside, LLCDE	NIA.....	SC Affiliates, LLC	Ownership.....	100.000	UnitedHealth Group Incorporated		
		.00000	47-1647512				SCA-Rockville, LLCDE	NIA.....	SC Affiliates, LLC	Ownership.....	100.000	UnitedHealth Group Incorporated		
		.00000					SCA-Sacred Heart Holdings, LLCDE	NIA.....	SC Affiliates, LLC	Ownership.....	100.000	UnitedHealth Group Incorporated		
		.00000	81-2963561				SCA-San Diego, Inc.DE	NIA.....	Surgical Health, LLC	Ownership.....	100.000	UnitedHealth Group Incorporated		
		.00000	94-3138088				SCA-San Luis Obispo, LLCDE	NIA.....	SC Affiliates, LLC	Ownership.....	100.000	UnitedHealth Group Incorporated		
		.00000	47-1685878				SCA-Sand Lake, LLCFL	NIA.....	SC Affiliates, LLC	Ownership.....	83.480	UnitedHealth Group Incorporated		2
		.00000	88-0185362				SCA-Santa Rosa, Inc.NV	NIA.....	SC Affiliates, LLC	Ownership.....	100.000	UnitedHealth Group Incorporated		
		.00000	81-3300613				SCA-Somerset, LLCDE	NIA.....	SCA Surgery Holdings, LLC	Ownership.....	100.000	UnitedHealth Group Incorporated		
		.00000	47-2676325				SCA-Sparta, LLCDE	NIA.....	SC Affiliates, LLC	Ownership.....	100.000	UnitedHealth Group Incorporated		
		.00000	82-4490088				SCA-Spartanburg Holdings, LLCDE	NIA.....	SC Affiliates, LLC	Ownership.....	100.000	UnitedHealth Group Incorporated		
		.00000	47-4106989				SCA-St. Louis, LLCDE	NIA.....	Surgical Health, LLC	Ownership.....	100.000	UnitedHealth Group Incorporated		
		.00000	82-3270591				SCA-St. Lucie, LLCDE	NIA.....	SC Affiliates, LLC	Ownership.....	100.000	UnitedHealth Group Incorporated		
		.00000	81-4371453				SCA-SurgiCare, LLCDE	NIA.....	SC Affiliates, LLC	Ownership.....	100.000	UnitedHealth Group Incorporated		
		.00000	81-2455241				SCA-Swiftpath, LLCDE	NIA.....	SC Affiliates, LLC	Ownership.....	100.000	UnitedHealth Group Incorporated		
		.00000	82-1987225				SCA-VERTA, LLCDE	NIA.....	SC Affiliates, LLC	Ownership.....	100.000	UnitedHealth Group Incorporated		
		.00000	82-2294882				SCA-Wake Forest, LLCDE	NIA.....	SC Affiliates, LLC	Ownership.....	100.000	UnitedHealth Group Incorporated		
		.00000	82-1449412				SCA-Western Connecticut, LLCDE	NIA.....	SC Affiliates, LLC	Ownership.....	67.000	UnitedHealth Group Incorporated		2
		.00000	82-3689825				SCA-Westover Hills, LLCDE	NIA.....	SC Affiliates, LLC	Ownership.....	100.000	UnitedHealth Group Incorporated		
		.00000	83-3082789				SCA-Wilmington, LLCDE	NIA.....	SC Affiliates, LLC	Ownership.....	100.000	UnitedHealth Group Incorporated		
		.00000	47-2890788				SCA-Wilson, LLCDE	NIA.....	SCA Surgery Holdings, LLC	Ownership.....	100.000	UnitedHealth Group Incorporated		
		.00000	81-1159878				SCA-Winchester, LLCDE	NIA.....	SC Affiliates, LLC	Ownership.....	100.000	UnitedHealth Group Incorporated		
		.00000	62-1525777				SCA-Winter Park, Inc.TN	NIA.....	SC Affiliates, LLC	Ownership.....	100.000	UnitedHealth Group Incorporated		
		.00000	82-3528300				SCA-Woodlands Holdings, LLCDE	NIA.....	SC Affiliates, LLC	Ownership.....	100.000	UnitedHealth Group Incorporated		
		.00000	27-2635371				SCP Specialty Infusion, LLCDE	NIA.....	Optum Infusion Services 500, Inc.	Ownership.....	100.000	UnitedHealth Group Incorporated		
		.00000					Amil Assistência Médica Internacional S.A.								
		.00000	98-1202716				Seisa Serviços Integrados de Saúde Ltda.BRA	NIA.....	Cemed Care – Empresa de Atendimento Clínico Geral Ltda.	Ownership.....	100.000	UnitedHealth Group Incorporated		
		.00000	98-1202716				Seisa Serviços Integrados de Saúde Ltda.BRA	NIA.....	USHEALTH Career Agency, Inc.	Ownership.....	0.000	UnitedHealth Group Incorporated		
		.00000	86-0739432				Senior Benefits, L.L.C.AZ	NIA.....	Optum Infusion Services 500, Inc.	Ownership.....	100.000	UnitedHealth Group Incorporated		
		.00000	27-1533951				Serquinox Holdings LLCDE	NIA.....		Ownership.....	100.000	UnitedHealth Group Incorporated		
		.00000					Servicios de Entrenamiento en Competencias Clínicas Ltda.CHL	NIA.....	Clínica Santa María S.A.	Ownership.....	99.900	UnitedHealth Group Incorporated		
		.00000					Servicios de Entrenamiento en Competencias Clínicas Ltda.CHL	NIA.....	Sociedad de Inversiones Santa María SpA	Ownership.....	0.100	UnitedHealth Group Incorporated		
		.00000					Servicios Integrados de Salud Ltda.CHL	NIA.....	Clínica Dávila y Servicios Médicos S.A.	Ownership.....	99.900	UnitedHealth Group Incorporated		
		.00000					Servicios Integrados de Salud Ltda.CHL	NIA.....	Clínica Santa María S.A.	Ownership.....	0.100	UnitedHealth Group Incorporated		
		.00000					Servicios Médicos Amed Quilpué S.A.CHL	NIA.....	Centromed Quilpué S.A.	Ownership.....	99.900	UnitedHealth Group Incorporated		
		.00000					Servicios Médicos Amed Quilpué S.A.CHL	NIA.....	Laboratorios Médicos Amed Quilpué S.A.	Ownership.....	0.100	UnitedHealth Group Incorporated		
		.00000					Servicios Médicos Bio Bio Ltda.CHL	NIA.....	Clínica Bio Bio S.A.	Ownership.....	99.000	UnitedHealth Group Incorporated		
		.00000					Servicios Médicos Bio Bio Ltda.CHL	NIA.....	Saden S.A.	Ownership.....	1.000	UnitedHealth Group Incorporated		
		.00000					Servicios Médicos Ciudad del Mar Ltda.CHL	NIA.....	Clínica Ciudad del Mar S.A.	Ownership.....	99.000	UnitedHealth Group Incorporated		
		.00000					Servicios Médicos Ciudad del Mar Ltda.CHL	NIA.....	Saden S.A.	Ownership.....	1.000	UnitedHealth Group Incorporated		
		.00000					Servicios Médicos Santa María LimitadaCHL	NIA.....	Sociedad de Inversiones Santa María SpA	Ownership.....	99.176	UnitedHealth Group Incorporated		
		.00000					Servicios Médicos Santa María LimitadaCHL	NIA.....	Clínica Santa María S.A.	Ownership.....	0.824	UnitedHealth Group Incorporated		
		.00000					Servicios Médicos Vespucio Ltda.CHL	NIA.....	Clínica Vespucio S.A.	Ownership.....	99.000	UnitedHealth Group Incorporated		
		.00000					Servicios Médicos Vespucio Ltda.CHL	NIA.....	Saden S.A.	Ownership.....	1.000	UnitedHealth Group Incorporated		
		.00000	45-4233576				SharedClarity LLCDE	NIA.....	United HealthCare Services, Inc.	Ownership.....	100.000	UnitedHealth Group Incorporated		
		.00000	58-1978974				SHC Atlanta, LLCDE	NIA.....	Surgical Health, LLC	Ownership.....	100.000	UnitedHealth Group Incorporated		
		.00000	58-2013443				SHC Austin, Inc.GA	NIA.....	Surgical Health, LLC	Ownership.....	100.000	UnitedHealth Group Incorporated		
		.00000	58-2062812				SHC Hawthorn, Inc.GA	NIA.....	Surgical Health, LLC	Ownership.....	100.000	UnitedHealth Group Incorporated		
		.00000	58-2101924				SHC Melbourne, Inc.GA	NIA.....	Surgical Health, LLC	Ownership.....	100.000	UnitedHealth Group Incorporated		

SCHEDULE Y
PART 1A - DETAIL OF INSURANCE HOLDING COMPANY SYSTEM

1	2	3	4	5	6	7	8	9	10	11	12	13	14	15	16
Group Code	Group Name	NAIC Company Code	ID Number	Federal RSSD	CIK	Name of Securities Exchange if Publicly Traded (U.S. or International)	Names of Parent, Subsidiaries Or Affiliates	Domi-ciliary Location	Relation-ship to Reporting Entity	Directly Controlled by (Name of Entity/Person)	Type of Control (Ownership, Board, Management, Attorney-in-Fact, Influence, Other)	If Control is Owner-ship Provide Percen-tage	Ultimate Controlling Entity(ies)/Person(s)	Is an SCA Filing Re-quired? (Y/N)	*
..0707	UnitedHealth Group Incorporated	.71420	94-0734860				Sierra Health and Life Insurance Company, Inc.	.NV	.IA	Sierra Health Services, Inc.	Ownership	100.000	UnitedHealth Group Incorporated		
		.00000	88-0200415				Sierra Health Services, Inc.	.NV	.NIA	UnitedHealthcare, Inc.	Ownership	100.000	UnitedHealth Group Incorporated		
		.00000	88-0254322				Sierra Health-Care Options, Inc.	.NV	.NIA	Sierra Health Services, Inc.	Ownership	100.000	UnitedHealth Group Incorporated		
		.00000	88-0385705				Sierra Home Medical Products, Inc.	.NV	.NIA	Sierra Health Services, Inc.	Ownership	100.000	UnitedHealth Group Incorporated		
		.00000	88-0264562				Sierra Nevada Administrators, Inc.	.NV	.NIA	Sierra Health Services, Inc.	Ownership	100.000	UnitedHealth Group Incorporated		
							Sistema de Administración Hospitalaria S.A.C.			Pacifico S.A. Entidad Prestadora de Salud					
		.00000					EPS	.PER	.NIA	USHEALTH Group, Inc.	Ownership	99.870	UnitedHealth Group Incorporated		.1
		.00000	20-1004228				Small Business Insurance Advisors, Inc.	.TX	.NIA	Santa Helena Assistência Médica S.A.	Ownership	100.000	UnitedHealth Group Incorporated		
		.00000					Sobam – Centro Médico Hospitalar S.A.	.BRA	.IA	CMO – Centro Médico de Oftalmologia S/S	Ownership	98.088	UnitedHealth Group Incorporated		
							Sobam – Centro Médico Hospitalar S.A.	.BRA	.IA	Ltda.	Ownership	1.912	UnitedHealth Group Incorporated		
		.00000	98-1453235				Sociedad de Inversiones Santa María SpA	.CHL	.NIA	Clínica Santa María S.A.	Ownership	99.743	UnitedHealth Group Incorporated		
		.00000	98-1453235				Sociedad de Inversiones Santa María SpA	.CHL	.NIA	Clínica Dávila y Servicios Médicos S.A.	Ownership	0.257	UnitedHealth Group Incorporated		
		.00000	98-1462570				Sociedad Editorial para la Ciencia Ltda.	.COL	.NIA	Banmedica S.A.	Ownership	76.290	UnitedHealth Group Incorporated		.2
		.00000	98-1462570				Sociedad Editorial para la Ciencia Ltda.	.COL	.NIA	Constructora Inmobiliaria Magapoq S.A.	Ownership	0.000	UnitedHealth Group Incorporated		.2
		.00000	20-8433398				Somerset Outpatient Surgery, L.L.C.	.NJ	.NIA	SCA-Somerset, LLC	Ownership	59.520	UnitedHealth Group Incorporated		.2
		.00000	75-2723958				South Arlington Surgical Providers, LLC	.TX	.NIA	THR-SCA Holdings, LLC	Influence	0.000	UnitedHealth Group Incorporated		.5
							Southern California Medical Practice Concepts, LLC	.CA	.NIA	Physician(s) owned	Influence	0.000	UnitedHealth Group Incorporated		.4
		.00000	30-0743767				Southwest Medical Associates, Inc.	.NV	.NIA	Sierra Health Services, Inc.	Ownership	100.000	UnitedHealth Group Incorporated		
		.00000	88-0201420				Southwest Michigan Health Network Inc.	.MI	.NIA	UnitedHealthcare, Inc.	Ownership	100.000	UnitedHealth Group Incorporated		
		.00000	36-4369359				Southwest Surgery Center, LLC	.IL	.NIA	SCA-Mokena, LLC	Ownership	54.300	UnitedHealth Group Incorporated		.2
		.00000	75-2516426				Space Coast Surgical Center, Ltd.	.FL	.NIA	SCA Rockledge JV, LLC	Ownership	52.190	UnitedHealth Group Incorporated		.2
		.00000	57-0953005				Spartanburg Surgery Center, LLC	.SC	.NIA	SCA-Spartanburg Holdings, LLC	Influence	10.700	UnitedHealth Group Incorporated		.5
		.00000	55-0790742				Specialists in Urology Surgery Center, LLC	.FL	.NIA	SCA Specialists of Florida, LLC	Ownership	100.000	UnitedHealth Group Incorporated		
		.00000	25-1868213				Specialized Pharmaceuticals, Inc.	.PA	.NIA	QdL Acquisition Holdings Corp.	Ownership	100.000	UnitedHealth Group Incorporated		
		.00000	41-1921983				Specialty Benefits, LLC	.DE	.NIA	United HealthCare Services, Inc.	Ownership	100.000	UnitedHealth Group Incorporated		
		.00000	20-3412545				Specialty Surgical Center, LLC	.NJ	.NIA	SCA-Sparta, LLC	Ownership	51.000	UnitedHealth Group Incorporated		.2
		.00000	71-0886811				Spectera of New York, IPA, Inc.	.NY	.NIA	Spectera, Inc.	Ownership	100.000	UnitedHealth Group Incorporated		
		.00000	52-1260282				Spectera, Inc.	.MD	.NIA	Specialty Benefits, LLC	Ownership	100.000	UnitedHealth Group Incorporated		
		.00000	20-4615218				Sports and Spinal Physical Therapy, Inc.	.DC	.NIA	Orthology, Inc.	Ownership	100.000	UnitedHealth Group Incorporated		.2
		.00000	46-5587702				Spotlite, Inc.	.DE	.NIA	Rally Health, Inc.	Ownership	100.000	UnitedHealth Group Incorporated		
		.00000	62-1770924				SRPS, LLC	.DE	.NIA	Progressive Enterprises Holdings, Inc.	Ownership	100.000	UnitedHealth Group Incorporated		
							St. Cloud Outpatient Surgery, Ltd., a Minnesota Limited Partnership	.MN	.NIA	St. Cloud Surgical Center, LLC	Influence	18.724	UnitedHealth Group Incorporated		.5
		.00000	41-1348916				St. Cloud Surgical Center, LLC	.DE	.NIA	Surgery Center Holding, LLC	Ownership	100.000	UnitedHealth Group Incorporated		
		.00000	20-1211544				Stonegate Surgery Center, L.P.	.TX	.NIA	SCA Stonegate Holdings, LLC	Ownership	58.670	UnitedHealth Group Incorporated		.2
		.00000	06-1082848				SunSurgery, LLC	.DE	.NIA	Surgical Care Affiliates, LLC	Ownership	100.000	UnitedHealth Group Incorporated		
		.00000	82-5164277				Surgery Center at Cherry Creek, LLC	.CO	.NIA	SCA-Denver Physicians Holdings, LLC	Ownership	100.000	UnitedHealth Group Incorporated		
		.00000	82-5207693				Surgery Center at Kissing Camels, LLC	.CO	.NIA	SCA-Kissing Camels Holdings, LLC	Ownership	55.000	UnitedHealth Group Incorporated		.2
		.00000	81-3129674				Surgery Center at St. Vincent, LLC	.OR	.NIA	Providence & SCA On-Campus Holdings, LLC	Influence	57.700	UnitedHealth Group Incorporated		.5
		.00000	62-1739361				Surgery Center Holding, LLC	.DE	.NIA	Surgical Care Affiliates, LLC	Ownership	100.000	UnitedHealth Group Incorporated		
		.00000	62-1509341				Surgery Center of Boca Raton, Inc.	.FL	.NIA	Surgical Health, LLC	Ownership	100.000	UnitedHealth Group Incorporated		
		.00000	62-1506370				Surgery Center of Clarksville, L.P.	.TN	.NIA	Surgical Health, LLC	Ownership	99.900	UnitedHealth Group Incorporated		.2
		.00000	63-1214140				Surgery Center of Colorado Springs, LLC	.DE	.NIA	SC Affiliates, LLC	Ownership	100.000	UnitedHealth Group Incorporated		
		.00000	42-1166764				Surgery Center of Des Moines, LLC	.DE	.NIA	Surgery Center Holding, LLC	Ownership	100.000	UnitedHealth Group Incorporated		
		.00000	72-1349752				Surgery Center of Easton, LLC	.DE	.NIA	SC Affiliates, LLC	Ownership	100.000	UnitedHealth Group Incorporated		
		.00000	63-1212213				Surgery Center of Ellicott City, Inc.	.DE	.NIA	SC Affiliates, LLC	Ownership	100.000	UnitedHealth Group Incorporated		
		.00000	20-1733152				Surgery Center of Fairfield County, LLC	.DE	.NIA	SCA-Connecticut Partners, LLC	Ownership	57.644	UnitedHealth Group Incorporated		.2
		.00000	62-1179539				Surgery Center of Lexington, LLC	.DE	.NIA	SC Affiliates, LLC	Influence	49.000	UnitedHealth Group Incorporated		.5
		.00000	62-1179537				Surgery Center of Louisville, LLC	.DE	.NIA	SC Affiliates, LLC	Ownership	100.000	UnitedHealth Group Incorporated		
		.00000	63-1231944				Surgery Center of Maui, LLC	.DE	.NIA	SC Affiliates, LLC	Ownership	100.000	UnitedHealth Group Incorporated		
		.00000	63-1194204				Surgery Center of Muskogee, LLC	.DE	.NIA	SC Affiliates, LLC	Ownership	100.000	UnitedHealth Group Incorporated		

16.25

PART 1A - DETAIL OF INSURANCE HOLDING COMPANY SYSTEM

1	2	3	4	5	6	7	8	9	10	11	12	13	14	15	16		
Group Code	Group Name	NAIC Company Code	ID Number	Federal RSSD	CIK	Name of Securities Exchange if Publicly Traded (U.S. or International)	Names of Parent, Subsidiaries Or Affiliates	Domi-ciliary Loca-tion	Relation-ship to Reporting Entity	Directly Controlled by (Name of Entity/Person)	Type of Control (Ownership, Board, Management, Attorney-in-Fact, Influence, Other)	If Control is Ownership Provide Percentage	Ultimate Controlling Entity(ies)/Person(s)	Is an SCA Filing Re-quired? (Y/N)	*		
.0707	UnitedHealth Group Incorporated	00000	11-3701564				Surgery Center of Rockville, L.L.C.	MD	NIA	SCA-Rockville, LLC	Ownership	59.000	UnitedHealth Group Incorporated		2		
		00000	63-121214				Surgery Center of Southern Pines, LLC	DE	NIA	Surgery Center Holding, LLC	Ownership	100.000	UnitedHealth Group Incorporated				
		00000	82-3448050				Surgery Center of The Woodlands, LLC	TX	NIA	SCA-Woodlands Holdings, LLC	Ownership	55.790	UnitedHealth Group Incorporated		2		
							Surgery Center of Wilmington Properties, LLC										
		00000							NC	NIA	Surgery Center of Wilmington, LLC	Ownership	100.000	UnitedHealth Group Incorporated			
		00000							NC	NIA	SCA-Wilmington, LLC	Ownership	100.000	UnitedHealth Group Incorporated			
		00000	36-3562598					Limited Partnership	IA	NIA	Surgery Center Holding, LLC	Ownership	67.950	UnitedHealth Group Incorporated		2	
		00000	68-0282268					Surgery Centers-West Holdings, LLC	DE	NIA	Surgical Care Affiliates, LLC	Ownership	100.000	UnitedHealth Group Incorporated			
								Surgical Care Affiliates Political Action Committee									
		00000	33-1187498						AL	NIA	Surgical Care Affiliates, LLC	Ownership	100.000	UnitedHealth Group Incorporated			
		00000	20-8922307						DE	NIA	SCAI Holdings, LLC	Ownership	100.000	UnitedHealth Group Incorporated			
		00000	46-2971080						DE	NIA	SHC Melbourne, Inc.	Ownership	72.750	UnitedHealth Group Incorporated		2	
		00000	63-1138507						AL	NIA	Surgical Center of Tuscaloosa Holdings, LLC	Ownership	100.000	UnitedHealth Group Incorporated			
		00000	65-1321064						MA	NIA	Physician(s) owned	Influence	0.000	UnitedHealth Group Incorporated		4	
		00000	83-3113263						FL	NIA	Surgical Health of Orlando, LLC	Ownership	81.760	UnitedHealth Group Incorporated		2	
		00000	58-1941168						DE	NIA	Surgical Health, LLC	Ownership	100.000	UnitedHealth Group Incorporated			
		00000	27-0168681						DE	NIA	Surgical Hospital Holdings of Oklahoma, LLC	Ownership	100.000	UnitedHealth Group Incorporated			
		00000	22-2529259						NJ	NIA	Surgicare of Central Jersey, LLC	Ownership	55.000	UnitedHealth Group Incorporated		2	
		00000	64-0629000						DE	NIA	Surgicare of Jackson, LLC	Ownership	100.000	UnitedHealth Group Incorporated			
		00000	75-2162993						MS	NIA	Surgicare of Jackson, LLC	Influence	40.000	UnitedHealth Group Incorporated		5	
		00000	75-2287141						IL	NIA	Surgery Center Holding, LLC	Ownership	100.000	UnitedHealth Group Incorporated			
		00000	75-2501191						CA	NIA	Surgicare of La Veta, Inc.	Ownership	100.000	UnitedHealth Group Incorporated			
		00000	75-2507129						CA	NIA	Surgicare of La Veta, Ltd., a California Limited Partnership	Influence	28.333	UnitedHealth Group Incorporated		5	
		00000	41-1437636						DE	NIA	Surgicare of Minneapolis, LLC	Ownership	100.000	UnitedHealth Group Incorporated			
		00000	41-1624905						MN	NIA	Surgicare of Minneapolis, LLC	Influence	20.513	UnitedHealth Group Incorporated		5	
		00000	75-2459713						DE	NIA	Surgicare of Mobile, LLC	Ownership	100.000	UnitedHealth Group Incorporated			
		00000	75-2459715						AL	NIA	Surgicare of Mobile, Ltd.	Influence	20.000	UnitedHealth Group Incorporated		5	
		00000	75-2448926						CA	NIA	Surgicare of Oceanside, Inc.	Ownership	100.000	UnitedHealth Group Incorporated			
		00000	75-2184730						DE	NIA	Surgicare of Owensboro, LLC	Ownership	100.000	UnitedHealth Group Incorporated			
		00000	75-2200171						DE	NIA	Surgicare of Salem, LLC	Ownership	100.000	UnitedHealth Group Incorporated			
		00000	35-1975122						IN	NIA	Surgicare, LLC	Ownership	53.680	UnitedHealth Group Incorporated		2	
		00000	82-3717201						TX	NIA	SCA-Westover Hills, LLC	Influence	48.105	UnitedHealth Group Incorporated		5	
		00000	95-3329855						CA	NIA	Surgery Center Holding, LLC	Ownership	100.000	UnitedHealth Group Incorporated			
		00000	46-1536748						DE	NIA	United HealthCare Services, Inc.	Ownership	100.000	UnitedHealth Group Incorporated			
		84549	38-2044243						IL	IA	Symphonix Health Holdings, LLC	Ownership	100.000	UnitedHealth Group Incorporated			
		00000	98-1260384						CAN	NIA	UnitedHealthcare Global Canada Limited	Influence	49.000	UnitedHealth Group Incorporated		5	
		00000	93-1172065						CA	NIA	Physician(s) owned	Influence	0.000	UnitedHealth Group Incorporated		4	
		00000	47-4751035						DE	NIA	AmeriChoice Corporation	Ownership	100.000	UnitedHealth Group Incorporated		2	
		00000	47-4850893						DE	NIA	TeamMD Holdings, Inc.	Ownership	100.000	UnitedHealth Group Incorporated		2	
		00000	35-2584893						TX	NIA	TeamMD Physicians of Texas, Inc.	Ownership	100.000	UnitedHealth Group Incorporated		2	
		00000	42-1446216						IA	NIA	Physician(s) owned	Influence	0.000	UnitedHealth Group Incorporated		4	
		00000	82-1019055						CA	NIA	HealthMarkets Insurance Services, Inc.	Ownership	100.000	UnitedHealth Group Incorporated			
		00000							CHL	NIA	Clínica Dávila y Servicios Médicos S.A.	Ownership	50.000	UnitedHealth Group Incorporated			
		00000							CHL	NIA	Clínica Santa María S.A.	Ownership	50.000	UnitedHealth Group Incorporated			
00000	38-3897811						TX	NIA	THR-SCA Holdings, LLC	Influence	0.000	UnitedHealth Group Incorporated		5			
00000	80-0866449						TX	NIA	THR-SCA Holdings, LLC	Influence	0.000	UnitedHealth Group Incorporated		5			

STATEMENT AS OF MARCH 31, 2020 OF THE UnitedHealthcare Community Plan of Ohio, Inc.

SCHEDULE Y
PART 1A - DETAIL OF INSURANCE HOLDING COMPANY SYSTEM

1	2	3	4	5	6	7	8	9	10	11	12	13	14	15	16
Group Code	Group Name	NAIC Company Code	ID Number	Federal RSSD	CIK	Name of Securities Exchange if Publicly Traded (U.S. or International)	Names of Parent, Subsidiaries Or Affiliates	Domi-ciliary Location	Relation-ship to Reporting Entity	Directly Controlled by (Name of Entity/Person)	Type of Control (Ownership, Board, Management, Attorney-in-Fact, Influence, Other)	If Control is Owner-ship Provide Percen-tage	Ultimate Controlling Entity(ies)/Person(s)	Is an SCA Filing Re-quired? (Y/N)	*
		.00000	81-4977249				Texas Health Orthopedic Surgery Center Alliance, LLC	TX	NIA	THR-SCA Holdings, LLC	Influence	0.000	UnitedHealth Group Incorporated		5
		.00000	82-2296081				Texas Health Surgery Center Alliance, LLC	TX	NIA	THR-SCA Holdings, LLC	Influence	0.000	UnitedHealth Group Incorporated		5
		.00000	82-1307876				Texas Health Surgery Center Bedford, LLC	TX	NIA	THR-SCA Holdings, LLC	Influence	0.000	UnitedHealth Group Incorporated		5
							Texas Health Surgery Center Las Colinas, LLC								
		.00000	83-0781259					TX	NIA	THR-SCA Holdings, LLC	Influence	0.000	UnitedHealth Group Incorporated		5
		.00000	20-3991622				Texas Health Surgery Center Preston Plaza, LLC	TX	NIA	THR-SCA Holdings, LLC	Influence	0.000	UnitedHealth Group Incorporated		5
		.00000	47-4425996				Texas Health Surgery Center Rockwall, LLC	TX	NIA	THR-SCA Holdings, LLC	Influence	0.000	UnitedHealth Group Incorporated		5
		.00000	84-3814490				Texas Health Surgery Center Southwest Fort Worth, LLC	TX	NIA	THR-SCA Holdings, LLC	Influence	0.000	UnitedHealth Group Incorporated		5
		.00000	83-1464243				Texas Health Surgery Center Waxahachie, LLC	TX	NIA	THR-SCA Holdings, LLC	Influence	0.000	UnitedHealth Group Incorporated		5
							Texas Health Surgery Center Willow Park, LLC								
		.00000						TX	NIA	THR-SCA Holdings, LLC	Influence	0.000	UnitedHealth Group Incorporated		5
		.00000					The Advisory Board (Chile) SpA	CHL	NIA	The Advisory Board Company	Ownership	100.000	UnitedHealth Group Incorporated		
		.00000	52-1468699				The Advisory Board Company	DE	NIA	OptumInsight, Inc.	Ownership	100.000	UnitedHealth Group Incorporated		
.0707	UnitedHealth Group Incorporated	.61832	52-0676509				The Chesapeake Life Insurance Company	OK	IA	HealthMarkets Group, Inc.	Ownership	100.000	UnitedHealth Group Incorporated		
		.00000	91-0214500				The Everett Clinic, PLLC	WA	NIA	Physician(s) owned	Influence	0.000	UnitedHealth Group Incorporated		4
							The Eye Surgery Center of the Carolinas, L.P.								
		.00000	20-5562797					NC	NIA	Surgery Center of Southern Pines, LLC	Influence	46.000	UnitedHealth Group Incorporated		5
		.00000	56-1970224				The Lewin Group, Inc.	NC	NIA	Optum Public Sector Solutions, Inc.	Ownership	100.000	UnitedHealth Group Incorporated		
		.00000					The Magan Medical Group	CA	NIA	DaVita Magan Management, Inc.	Ownership	50.000	UnitedHealth Group Incorporated		2
							The Outpatient Surgery Center of Hilton Head, LLC								
		.00000	61-1409045					SC	NIA	SCA-Hilton Head, LLC	Ownership	50.000	UnitedHealth Group Incorporated		2
		.00000	83-1192367				The Polyclinic MSO, LLC	DE	NIA	Collaborative Care Holdings, LLC	Ownership	80.100	UnitedHealth Group Incorporated		2
		.00000	91-0369070				The Polyclinic, PLLC	WA	NIA	Physician(s) owned	Influence	0.000	UnitedHealth Group Incorporated		4
		.00000	72-1349755				The Surgery Center of Easton, L.P.	TN	NIA	Surgery Center of Easton, LLC	Ownership	42.000	UnitedHealth Group Incorporated		2
		.00000	06-1552689				The Surgical Center of Connecticut, LLC	CT	NIA	SCA-Main Street, LLC	Ownership	18.959	UnitedHealth Group Incorporated		2
							THE SURGICAL CENTER OF THE TREASURE COAST, L.L.C.								
		.00000	37-1446353					FL	NIA	SCA-St. Lucie, LLC	Ownership	51.000	UnitedHealth Group Incorporated		2
		.00000	26-1479919				Thomas Johnson Surgery Center, LLC	MD	NIA	SCA-Frederick, LLC	Ownership	65.000	UnitedHealth Group Incorporated		2
		.00000	25-1825549				Three Rivers Holdings, Inc.	DE	UDP	AmeriChoice Corporation	Ownership	100.000	UnitedHealth Group Incorporated		
		.00000	63-1194203				Three Rivers Surgical Care, L.P.	TN	NIA	Muskogee Surgical Investors, LLC	Ownership	72.530	UnitedHealth Group Incorporated		2
		.00000	46-1096461				THR-SCA Holdings, LLC	TX	NIA	Texas Health Resources	Influence	0.000	UnitedHealth Group Incorporated		5
		.00000	59-3143128				Tmesys, LLC	FL	NIA	PMSI Holdings, LLC	Ownership	100.000	UnitedHealth Group Incorporated		
										Esho – Empresa de Serviços Hospitalares S.A.					
		.00000	98-1287904				Topimagem Diagnóstico por Imagem Ltda.	BRA	NIA		Ownership	99.000	UnitedHealth Group Incorporated		2
		.00000	83-1528858				Trails Edge Surgery Center, LLC	FL	NIA	SCA-Bonita Springs, LLC	Ownership	59.000	UnitedHealth Group Incorporated		2
		.00000	46-5482620				Trauma Surgery Affiliates, LLC	TX	NIA	National Surgery Centers, LLC	Influence	49.000	UnitedHealth Group Incorporated		5
		.00000	52-1431155				Travel Express Incorporated	MD	NIA	FrontierMEDEX, Inc.	Ownership	100.000	UnitedHealth Group Incorporated		
										Treasure Valley Hospital Limited Partnership					
		.00000	46-2613170				Treasure Valley Emerald Properties, LLC	DE	NIA		Ownership	100.000	UnitedHealth Group Incorporated		
							Treasure Valley Hospital Limited Partnership								
		.00000	33-0592165					ID	NIA	Surgical Health, LLC	Ownership	40.375	UnitedHealth Group Incorporated		2
		.00000	47-5088596				TriMed, LLC	UT	NIA	National MedTrans, LLC	Ownership	100.000	UnitedHealth Group Incorporated		
		.00000	46-5530255				Trio Motion, LLC	DE	NIA	Savvysherpa, LLC	Ownership	100.000	UnitedHealth Group Incorporated		
		.00000	84-3719654				Triple Aim Partners, LLC	DE	NIA	Optum, Inc.	Ownership	100.000	UnitedHealth Group Incorporated		
										Surgical Center of Tuscaloosa Holdings, LLC					
		.00000	63-0974161				Tuscaloosa Surgical Center, L.P.	AL	NIA		Ownership	30.000	UnitedHealth Group Incorporated		2
		.00000	94-3077084				U.S. Behavioral Health Plan, California	CA	IA	United Behavioral Health	Ownership	100.000	UnitedHealth Group Incorporated		
										UnitedHealth Group International Finance					
		.00000	98-1388279				UHC Finance (Ireland) Unlimited Company	IRL	NIA	(Ireland) Unlimited Company	Ownership	100.000	UnitedHealth Group Incorporated		
		.00000	41-1913059				UHC International Services, Inc.	DE	NIA	UnitedHealth Group Incorporated	Ownership	100.000	UnitedHealth Group Incorporated		
		.00000	95-2931460				UHC of California	CA	IA	United HealthCare Services, Inc.	Ownership	100.000	UnitedHealth Group Incorporated		

STATEMENT AS OF MARCH 31, 2020 OF THE UnitedHealthcare Community Plan of Ohio, Inc.

SCHEDULE Y
PART 1A - DETAIL OF INSURANCE HOLDING COMPANY SYSTEM

1	2	3	4	5	6	7	8	9	10	11	12 Type of Control (Ownership, Board, Management, Attorney-in-Fact, Influence, Other)	13 If Control is Owner- ship Provide Percent- age	14 Ultimate Controlling Entity(ies)/Person(s)	15 Is an SCA Filing Re- quired? (Y/N)	16 *
Group Code	Group Name	NAIC Company Code	ID Number	Federal RSSD	CIK	Name of Securities Exchange if Publicly Traded (U.S. or International)	Names of Parent, Subsidiaries Or Affiliates	Domi- ciliary Loca- tion	Relation- ship to Reporting Entity	Directly Controlled by (Name of Entity/Person)					
		.00000	98-1103713				UHCG – FZE	.ARE	.NIA	UnitedHealthcare Global Medical (UK) Limited	Ownership	100.000	UnitedHealth Group Incorporated		
		.00000	98-1372063				UHCG Holdings (Ireland) Limited	.IRL	.NIA	United HealthCare Services, Inc.	Ownership	100.000	UnitedHealth Group Incorporated		
		.00000	98-1372064				UHCG Services (Ireland) Limited	.IRL	.NIA	UHCG Holdings (Ireland) Limited	Ownership	100.000	UnitedHealth Group Incorporated		
		.00000	98-1122490				UHG Brasil Participações S.A.	.BRA	.NIA	Polar II Fundo de Investimento em Participações Multiestrategia	Ownership	100.000	UnitedHealth Group Incorporated		
		.00000	41-1921008				UHC Holdings, Inc.	.DE	.NIA	United HealthCare Services, Inc.	Ownership	100.000	UnitedHealth Group Incorporated		
		.00000	75-2922396				UICI Funding Corp. 2	.DE	.NIA	HealthMarkets, LLC	Ownership	100.000	UnitedHealth Group Incorporated		
		.00000	39-1995276				UMR, Inc.	.DE	.NIA	United HealthCare Services, Inc.	Ownership	100.000	UnitedHealth Group Incorporated		
		.00000	98-1444648				Unidad Médica Diagnóstico S.A.	.COL	.NIA	Colmedica Medicina Prepagada S.A.	Ownership	92.380	UnitedHealth Group Incorporated		
		.00000	98-1444648				Unidad Médica Diagnóstico S.A.	.COL	.NIA	Banmedica Internacional SpA	Ownership	7.620	UnitedHealth Group Incorporated		
.0707	UnitedHealth Group Incorporated	.91529	52-1996029				Unimerica Insurance Company	.WI	.IA	OptumHealth Holdings, LLC	Ownership	100.000	UnitedHealth Group Incorporated		
							Unimerica Life Insurance Company of New York								
.0707	UnitedHealth Group Incorporated	.11596	01-0637149					.NY	.IA	UnitedHealthcare Insurance Company	Ownership	100.000	UnitedHealth Group Incorporated		
		.00000	20-5917714				Unison Health Plan of Delaware, Inc.	.DE	.IA	Three Rivers Holdings, Inc.	Ownership	100.000	UnitedHealth Group Incorporated		
		.00000	94-2649097				United Behavioral Health	.CA	.NIA	OptumHealth Holdings, LLC	Ownership	100.000	UnitedHealth Group Incorporated		
							United Behavioral Health of New York, I.P.A., Inc.	.NY	.NIA	United Behavioral Health	Ownership	100.000	UnitedHealth Group Incorporated		
		.00000	41-1868911				United Group Reinsurance, Inc.	.TCA	.NIA	HealthMarkets, LLC	Ownership	100.000	UnitedHealth Group Incorporated		
		.00000	41-1941615				United Health Foundation	.MN	.NIA	UnitedHealth Group Incorporated	Ownership	100.000	UnitedHealth Group Incorporated		
		.00000	41-1289245	3410132			United HealthCare Services, Inc.	.MN	.NIA	UnitedHealth Group Incorporated	Ownership	100.000	UnitedHealth Group Incorporated		
		.00000	75-2601147				United Management Services, Inc.	.NY	.NIA	HealthMarkets, LLC	Ownership	100.000	UnitedHealth Group Incorporated		
							United Resource Networks IPA of New York, Inc.	.NY	.NIA	OptumHealth Care Solutions, LLC	Ownership	100.000	UnitedHealth Group Incorporated		
		.00000	01-0538317				UnitedHealth Advisors, LLC	.ME	.NIA	United HealthCare Services, Inc.	Ownership	100.000	UnitedHealth Group Incorporated		
		.00000	84-3188598				UnitedHealth Group Finance Inc.	.DE	.NIA	Bordeaux (Barbados) Holdings III, SRL	Ownership	100.000	UnitedHealth Group Incorporated		
		.00000	41-1321939	4665014	0000731766		UnitedHealth Group Incorporated	.DE	.UIP	Self	Ownership	0.000	UnitedHealth Group Incorporated		2
							UnitedHealth Group International Finance (Ireland) Unlimited Company	.IRL	.NIA	UnitedHealthcare Europe S.á r.l.	Ownership	100.000	UnitedHealth Group Incorporated		
		.00000	98-1079826				UnitedHealth Group International GP	.CYM	.NIA	FrontierMEDEX US, Inc.	Ownership	100.000	UnitedHealth Group Incorporated		
		.00000	46-3311984				UnitedHealth Group Ventures, LLC	.DE	.NIA	UnitedHealth Group Incorporated	Ownership	100.000	UnitedHealth Group Incorporated		
		.00000	41-1917398				UnitedHealth International, Inc.	.DE	.NIA	UnitedHealth Group Incorporated	Ownership	100.000	UnitedHealth Group Incorporated		
							UnitedHealth Military & Veterans Services, LLC	.DE	.NIA	United HealthCare Services, Inc.	Ownership	100.000	UnitedHealth Group Incorporated		
.0707	UnitedHealth Group Incorporated	.95174	33-0115163				UnitedHealth UK Limited	.GBR	.NIA	Optum Solutions UK Holdings Limited	Ownership	100.000	UnitedHealth Group Incorporated		
							UnitedHealthcare Benefits of Texas, Inc.	.TX	.IA	United HealthCare Services, Inc.	Ownership	100.000	UnitedHealth Group Incorporated		
							UnitedHealthcare Benefits Plan of California								
		.00000	47-3221444					.CA	.IA	United HealthCare Services, Inc.	Ownership	100.000	UnitedHealth Group Incorporated		
		.00000	46-4348775				UnitedHealthcare Community Plan of California, Inc.	.CA	.IA	United HealthCare Services, Inc.	Ownership	100.000	UnitedHealth Group Incorporated		
.0707	UnitedHealth Group Incorporated	.13168	26-2688274				UnitedHealthcare Community Plan of Georgia, Inc.	.GA	.IA	AmeriChoice Corporation	Ownership	100.000	UnitedHealth Group Incorporated		
.0707	UnitedHealth Group Incorporated	.12323	56-2451429				UnitedHealthcare Community Plan of Ohio, Inc.	.OH	.RE	Three Rivers Holdings, Inc.	Ownership	100.000	UnitedHealth Group Incorporated		
.0707	UnitedHealth Group Incorporated	.11141	91-2008361				UnitedHealthcare Community Plan of Texas, L.L.C.	.TX	.IA	Ovations, Inc.	Ownership	100.000	UnitedHealth Group Incorporated		
.0707	UnitedHealth Group Incorporated	.95467	38-3204052				UnitedHealthcare Community Plan, Inc.	.MI	.IA	AmeriChoice Corporation	Ownership	100.000	UnitedHealth Group Incorporated		
		.00000	98-1200034				UnitedHealthcare Consulting & Assistance Service (Beijing) Co., Ltd.	.CHN	.NIA	UnitedHealthcare International I B.V.	Ownership	100.000	UnitedHealth Group Incorporated		
		.00000	98-1199879				UnitedHealthcare Europe S.á r.l.	.LUX	.NIA	FrontierMEDEX US, Inc.	Ownership	100.000	UnitedHealth Group Incorporated		
		.00000	98-1104429				UnitedHealthcare Global Canada Limited	.CAN	.NIA	UnitedHealthcare International I B.V.	Ownership	100.000	UnitedHealth Group Incorporated		
							UnitedHealthcare Global Medical (UK) Limited								
		.00000	98-1029201					.GBR	.NIA	UnitedHealthcare International I B.V.	Ownership	100.000	UnitedHealth Group Incorporated		
		.00000	98-1099116				UnitedHealthcare India Private Limited	.IND	.NIA	OptumHealth International B.V.	Ownership	99.999	UnitedHealth Group Incorporated		

SCHEDULE Y
PART 1A - DETAIL OF INSURANCE HOLDING COMPANY SYSTEM

1	2	3	4	5	6	7	8	9	10	11	12	13	14	15	16
Group Code	Group Name	NAIC Company Code	ID Number	Federal RSSD	CIK	Name of Securities Exchange if Publicly Traded (U.S. or International)	Names of Parent, Subsidiaries Or Affiliates	Domi-ciliary Location	Relation-ship to Reporting Entity	Directly Controlled by (Name of Entity/Person)	Type of Control (Ownership, Board, Management, Attorney-in-Fact, Influence, Other)	If Control is Owner-ship Provide Percen-tage	Ultimate Controlling Entity(ies)/Person(s)	Is an SCA Filing Re-quired? (Y/N)	*
0707	UnitedHealth Group Incorporated	00000 79413	98-1099116 36-2739571				UnitedHealthcare India Private Limited UnitedHealthcare Insurance Company UnitedHealthcare Insurance Company of Illinois	IND CT IL	NIA IA IA	UnitedHealth International, Inc. UHC Holdings, Inc. UnitedHealthcare Insurance Company	Ownership Ownership	0.001 100.000	UnitedHealth Group Incorporated UnitedHealth Group Incorporated		
0707	UnitedHealth Group Incorporated	60318	36-3800349				UnitedHealthcare Insurance Company of New York	IL NY	IA IA	UnitedHealthcare Insurance Company	Ownership	100.000	UnitedHealth Group Incorporated		
0707	UnitedHealth Group Incorporated	60093	11-3283886				UnitedHealthcare Insurance Company of the River Valley	IL	IA	UnitedHealthcare, Inc.	Ownership	100.000	UnitedHealth Group Incorporated		
0707	UnitedHealth Group Incorporated	00000	98-1372065 86-0618309				UnitedHealthcare Insurance Designated Activity Company	IRL AZ	IA IA	UHC Holdings (Ireland) Limited Ovations, Inc.	Ownership Ownership	100.000 100.000	UnitedHealth Group Incorporated UnitedHealth Group Incorporated		
		00000	41-1988797				UnitedHealthcare Integrated Services, Inc.	DE	NIA	UnitedHealth Group Incorporated	Ownership	100.000	UnitedHealth Group Incorporated		
		00000	98-1100512				UnitedHealthcare International Asia, LLC	NLD	NIA	FrontierMEDEX US, Inc.	Ownership	100.000	UnitedHealth Group Incorporated		
		00000	98-1079459				UnitedHealthcare International I B.V.	LUX	NIA	UnitedHealthcare Europe S.à r.l.	Ownership	100.000	UnitedHealth Group Incorporated		
		00000	98-1340853				UnitedHealthcare International II S.à r.l.	NLD	NIA	UnitedHealthcare Europe S.à r.l.	Ownership	100.000	UnitedHealth Group Incorporated		
		00000	98-1077436				UnitedHealthcare International III B.V.	LUX	NIA	UnitedHealthcare Europe S.à r.l.	Ownership	100.000	UnitedHealth Group Incorporated		
		00000	98-1080926				UnitedHealthcare International III S.à r.l.	LUX	NIA	Optum Services (Ireland) Limited	Ownership	100.000	UnitedHealth Group Incorporated		
		00000	98-1372058				UnitedHealthcare International IV S.à r.l.	LUX	NIA	UnitedHealthcare International VIII S.à r.l.	Ownership	100.000	UnitedHealth Group Incorporated		
		00000	98-1372060				UnitedHealthcare International VI S.à r.l.	LUX	NIA	FrontierMEDEX US, Inc.	Ownership	100.000	UnitedHealth Group Incorporated		
		00000	98-1372060				UnitedHealthcare International VII S.à r.l.	LUX	NIA	UHC Finance (Ireland) Unlimited Company	Ownership	100.000	UnitedHealth Group Incorporated		
		00000	98-1372062				UnitedHealthcare International VIII S.à r.l.	LUX	NIA	UnitedHealthcare International X S.à r.l.	Ownership	100.000	UnitedHealth Group Incorporated		
0707	UnitedHealth Group Incorporated	00000	98-1443728				UnitedHealthcare International X S.à r.l.	LUX	NIA	UnitedHealthcare International III S.à r.l.	Ownership	100.000	UnitedHealth Group Incorporated		
0707	UnitedHealth Group Incorporated	97179	86-0207231				UnitedHealthcare Life Insurance Company	WI	IA	Golden Rule Financial Corporation	Ownership	100.000	UnitedHealth Group Incorporated		
0707	UnitedHealth Group Incorporated	95784	63-0899562				UnitedHealthcare of Alabama, Inc.	AL	IA	UnitedHealthcare, Inc.	Ownership	100.000	UnitedHealth Group Incorporated		
0707	UnitedHealth Group Incorporated	96016	86-0507074				UnitedHealthcare of Arizona, Inc.	AZ	IA	UnitedHealthcare, Inc.	Ownership	100.000	UnitedHealth Group Incorporated		
0707	UnitedHealth Group Incorporated	95446	63-1036819				UnitedHealthcare of Arkansas, Inc.	AR	IA	UnitedHealthcare, Inc.	Ownership	100.000	UnitedHealth Group Incorporated		
0707	UnitedHealth Group Incorporated	95090	84-1004639				UnitedHealthcare of Colorado, Inc.	CO	IA	UnitedHealthcare, Inc.	Ownership	100.000	UnitedHealth Group Incorporated		
0707	UnitedHealth Group Incorporated	95264	59-1293865				UnitedHealthcare of Florida, Inc.	FL	IA	UnitedHealthcare, Inc.	Ownership	100.000	UnitedHealth Group Incorporated		
0707	UnitedHealth Group Incorporated	95850	58-1653544				UnitedHealthcare of Georgia, Inc.	GA	IA	UnitedHealthcare, Inc.	Ownership	100.000	UnitedHealth Group Incorporated		
0707	UnitedHealth Group Incorporated	95776	36-3280214				UnitedHealthcare of Illinois, Inc.	IL	IA	UnitedHealthcare, Inc.	Ownership	100.000	UnitedHealth Group Incorporated		
0707	UnitedHealth Group Incorporated	96644	62-1240316				UnitedHealthcare of Kentucky, Ltd.	KY	IA	United HealthCare Services, Inc.	Ownership	94.172	UnitedHealth Group Incorporated		
0707	UnitedHealth Group Incorporated	96644	62-1240316				UnitedHealthcare of Kentucky, Ltd.	KY	IA	UnitedHealthcare, Inc.	Ownership	5.828	UnitedHealth Group Incorporated		
0707	UnitedHealth Group Incorporated	95833	72-1074008				UnitedHealthcare of Louisiana, Inc.	LA	IA	UnitedHealthcare, Inc.	Ownership	100.000	UnitedHealth Group Incorporated		
0707	UnitedHealth Group Incorporated	95716	63-1036817				UnitedHealthcare of Mississippi, Inc.	MS	IA	UnitedHealthcare, Inc.	Ownership	100.000	UnitedHealth Group Incorporated		
0707	UnitedHealth Group Incorporated	95149	05-0413469				UnitedHealthcare of New England, Inc.	RI	IA	United HealthCare Services, Inc.	Ownership	100.000	UnitedHealth Group Incorporated		
0707	UnitedHealth Group Incorporated	13214	26-2697886				UnitedHealthcare of New Mexico, Inc.	NM	IA	UnitedHealthcare Insurance Company	Ownership	100.000	UnitedHealth Group Incorporated		
0707	UnitedHealth Group Incorporated	95085	06-1172891				UnitedHealthcare of New York, Inc.	NY	IA	AmeriChoice Corporation	Ownership	100.000	UnitedHealth Group Incorporated		
0707	UnitedHealth Group Incorporated	95103	56-1461010				UnitedHealthcare of North Carolina, Inc.	NC	IA	UnitedHealthcare, Inc.	Ownership	100.000	UnitedHealth Group Incorporated		
0707	UnitedHealth Group Incorporated	95186	31-1142815				UnitedHealthcare of Ohio, Inc.	OH	IA	United HealthCare Services, Inc.	Ownership	100.000	UnitedHealth Group Incorporated		
0707	UnitedHealth Group Incorporated	96903	33-0115166				UnitedHealthcare of Oklahoma, Inc.	OK	IA	United HealthCare Services, Inc.	Ownership	100.000	UnitedHealth Group Incorporated		
0707	UnitedHealth Group Incorporated	95893	93-0938819				UnitedHealthcare of Oregon, Inc.	OR	IA	United HealthCare Services, Inc.	Ownership	100.000	UnitedHealth Group Incorporated		
0707	UnitedHealth Group Incorporated	95220	25-1756858				UnitedHealthcare of Pennsylvania, Inc.	PA	IA	Three Rivers Holdings, Inc.	Ownership	100.000	UnitedHealth Group Incorporated		
0707	UnitedHealth Group Incorporated	95765	35-2674992				UnitedHealthcare of South Carolina, Inc.	SC	IA	UnitedHealthcare, Inc.	Ownership	100.000	UnitedHealth Group Incorporated		
0707	UnitedHealth Group Incorporated	95025	95-3939697				UnitedHealthcare of Texas, Inc.	TX	IA	UnitedHealthcare, Inc.	Ownership	100.000	UnitedHealth Group Incorporated		
0707	UnitedHealth Group Incorporated	95591	52-1130183				UnitedHealthcare of the Mid-Atlantic, Inc.	MD	IA	UnitedHealthcare, Inc.	Ownership	100.000	UnitedHealth Group Incorporated		
0707	UnitedHealth Group Incorporated	96385	47-0676824				UnitedHealthcare of the Midlands, Inc.	NE	IA	UnitedHealthcare, Inc.	Ownership	100.000	UnitedHealth Group Incorporated		
0707	UnitedHealth Group Incorporated	95501	43-1361841				UnitedHealthcare of the Midwest, Inc.	MO	IA	UnitedHealthcare, Inc.	Ownership	100.000	UnitedHealth Group Incorporated		
0707	UnitedHealth Group Incorporated	48038	41-1488563				UnitedHealthcare of Utah, Inc.	UT	IA	UnitedHealthcare, Inc.	Ownership	100.000	UnitedHealth Group Incorporated		
0707	UnitedHealth Group Incorporated	95710	91-1312551				UnitedHealthcare of Washington, Inc.	WA	IA	United HealthCare Services, Inc.	Ownership	100.000	UnitedHealth Group Incorporated		
0707	UnitedHealth Group Incorporated	95378	39-1555888				UnitedHealthcare of Wisconsin, Inc.	WI	IA	UnitedHealthcare, Inc.	Ownership	100.000	UnitedHealth Group Incorporated		
0707	UnitedHealth Group Incorporated	95378	36-3379945				UnitedHealthcare Plan of the River Valley, Inc.	IL	IA	UnitedHealthcare, Inc.	Ownership	100.000	UnitedHealth Group Incorporated		

SCHEDULE Y
PART 1A - DETAIL OF INSURANCE HOLDING COMPANY SYSTEM

1	2	3	4	5	6	7	8	9	10	11	12	13	14	15	16
Group Code	Group Name	NAIC Company Code	ID Number	Federal RSSD	CIK	Name of Securities Exchange if Publicly Traded (U.S. or International)	Names of Parent, Subsidiaries Or Affiliates	Domi-ciliary Location	Relation-ship to Reporting Entity	Directly Controlled by (Name of Entity/Person)	Type of Control (Ownership, Board, Management, Attorney-in-Fact, Influence, Other)	If Control is Owner-ship Provide Percen-tage	Ultimate Controlling Entity(ies)/Person(s)	Is an SCA Filing Re-quired? (Y/N)	*
		.00000	47-0854646				UnitedHealthcare Service LLC	DE	NIA	UnitedHealthcare Insurance Company	Ownership	100.000	UnitedHealth Group Incorporated		
		.00000	01-0518346				UnitedHealthcare Specialty Benefits, LLC	ME	NIA	Specialty Benefits, LLC	Ownership	100.000	UnitedHealth Group Incorporated		
		.00000	41-1922511				UnitedHealthcare, Inc.	DE	NIA	United HealthCare Services, Inc.	Ownership	100.000	UnitedHealth Group Incorporated		
		.00000	26-4219191				UpFront Insurance Agency, LLC	MN	NIA	Savvysherpa, LLC	Ownership	100.000	UnitedHealth Group Incorporated		
		.00000	83-4657754				Upland Holdings, LLC	CA	NIA	NSC Upland, LLC	Ownership	58.990	UnitedHealth Group Incorporated		.2
		.00000	33-0812827				Upland Outpatient Surgical Center, L.P.	CA	NIA	NSC Upland, LLC	Ownership	51.000	UnitedHealth Group Incorporated		.2
		.00000	26-0382877				Urgent Care Holdings, Inc.	DE	NIA	Optum Clinics Intermediate Holdings, Inc.	Ownership	100.000	UnitedHealth Group Incorporated		
		.00000	26-3667220				Urgent Care MSO, LLC	DE	NIA	Urgent Care Holdings, Inc.	Ownership	100.000	UnitedHealth Group Incorporated		
		.00000	75-2613230				Urology Associates of North Texas, P.L.L.C.	TX	NIA	USMD Affiliated Services	Ownership	100.000	UnitedHealth Group Incorporated		
		.00000	20-3887008				USHEALTH Academy, Inc.	TX	NIA	USHEALTH Group, Inc.	Ownership	100.000	UnitedHealth Group Incorporated		
		.00000	26-4163593				USHEALTH Administrators, LLC	DE	NIA	USHEALTH Group, Inc.	Ownership	100.000	UnitedHealth Group Incorporated		
		.00000	26-3887598				USHEALTH Advisors, L.L.C.	TX	NIA	USHEALTH Group, Inc.	Ownership	100.000	UnitedHealth Group Incorporated		
		.00000	75-2192748				USHEALTH Career Agency, Inc.	DE	NIA	USHEALTH Group, Inc.	Ownership	100.000	UnitedHealth Group Incorporated		
		.00000	75-2225185				USHEALTH Funding, Inc.	DE	NIA	USHEALTH Group, Inc.	Ownership	100.000	UnitedHealth Group Incorporated		
		.00000	73-1165000				USHEALTH Group, Inc.	DE	NIA	Golden Rule Financial Corporation	Ownership	100.000	UnitedHealth Group Incorporated		
		.00000	20-8048861				USMD Administrative Services, L.L.C.	TX	NIA	USMD Inc.	Ownership	100.000	UnitedHealth Group Incorporated		
		.00000	27-2956222				USMD Affiliated Services	TX	NIA	USMD Inc.	Ownership	100.000	UnitedHealth Group Incorporated		
		.00000	27-2803133				USMD Diagnostic Services, LLC	TX	NIA	Physician(s) owned	Influence	0.000	UnitedHealth Group Incorporated		.4
		.00000	27-2866866				USMD Holdings, Inc.	DE	NIA	WellMed Medical Management, Inc.	Ownership	100.000	UnitedHealth Group Incorporated		
		.00000	20-8050318				USMD Inc.	TX	NIA	USMD Holdings, Inc.	Ownership	100.000	UnitedHealth Group Incorporated		
		.00000	73-1662757				USMD of Arlington GP, L.L.C.	TX	NIA	Physician(s) owned	Influence	0.000	UnitedHealth Group Incorporated		.4
		.00000	35-2446102				USMD PPM, LLC	TX	NIA	USMD Inc.	Ownership	100.000	UnitedHealth Group Incorporated		
		.00000	87-0757396				Valley Physicians Network, Inc.	CA	NIA	PrimeCare Medical Network, Inc.	Ownership	100.000	UnitedHealth Group Incorporated		
		.00000	98-1443076				Vida Integra S.A.	CHL	NIA	Banmédica S.A.	Ownership	100.000	UnitedHealth Group Incorporated		
		.00000	98-1443076				Vida Integra S.A.	CHL	NIA	Saden S.A.	Ownership	0.000	UnitedHealth Group Incorporated		
		.00000	98-1444067				Vida Tres Internacional S.A.	CHL	NIA	Banmédica S.A.	Ownership	100.000	UnitedHealth Group Incorporated		
		.00000	98-1444067				Vida Tres Internacional S.A.	CHL	NIA	Saden S.A.	Ownership	0.000	UnitedHealth Group Incorporated		
		.00000					Virtual Therapeutics Corporation	DE	NIA	United HealthCare Services, Inc.	Influence	33.000	UnitedHealth Group Incorporated		.5
		.00000					Vivify Health Canada, Inc.	CAN	NIA	Vivify Health, Inc.	Ownership	100.000	UnitedHealth Group Incorporated		
		.00000	27-1348358				Vivify Health, Inc.	DE	NIA	OptumHealth Care Solutions, LLC	Ownership	100.000	UnitedHealth Group Incorporated		
		.00000	36-4499777				Walnut Hill Surgery Center, LLC	TX	NIA	THR-SCA Holdings, LLC	Influence	0.000	UnitedHealth Group Incorporated		.5
		.00000	36-3469841				Wauwatosa Outpatient Surgery Center, LLC	DE	NIA	Surgery Centers-West Holdings, LLC	Ownership	100.000	UnitedHealth Group Incorporated		
		.00000	36-3469839				Wauwatosa Surgery Center, Limited Partnership	WI	NIA	Wauwatosa Outpatient Surgery Center, LLC	Ownership	51.000	UnitedHealth Group Incorporated		.2
		.00000	20-5429310				Wayland Square Surgicare Acquisition, L.P.	RI	NIA	Wayland Square Surgicare GP, Inc.	Ownership	99.000	UnitedHealth Group Incorporated		.2
		.00000	75-2500274				Wayland Square Surgicare GP, Inc.	RI	NIA	Surgery Center Holding, LLC	Ownership	100.000	UnitedHealth Group Incorporated		
		.00000	46-2854394				Waypoint Minnesota PC	MN	NIA	Physician(s) owned	Influence	0.000	UnitedHealth Group Incorporated		.4
		.00000	46-3949765				Waypoint Minnesota Sports PC	MN	NIA	Physician(s) owned	Influence	0.000	UnitedHealth Group Incorporated		.4
		.00000					WebInsure Benefits, LLC	DE	NIA	hCentive, Inc.	Ownership	100.000	UnitedHealth Group Incorporated		
		.00000	74-2574229				WellMed Medical Group, P.A.	TX	NIA	Physician(s) owned	Influence	0.000	UnitedHealth Group Incorporated		.4
		.00000	74-2797745				WellMed Medical Management of Florida, Inc.	FL	NIA	WellMed Medical Management, Inc.	Ownership	100.000	UnitedHealth Group Incorporated		
		.00000	74-2786364				WellMed Medical Management, Inc.	TX	NIA	Collaborative Care Holdings, LLC	Ownership	85.000	UnitedHealth Group Incorporated		.2
		.00000	35-2314192				WellMed Network of Florida, Inc.	TX	NIA	Physician(s) owned	Influence	0.000	UnitedHealth Group Incorporated		.4
		.00000	41-2250215				WellMed Networks - DFW, Inc.	TX	NIA	Physician(s) owned	Influence	0.000	UnitedHealth Group Incorporated		.4
		.00000	74-2889447				WellMed Networks, Inc.	TX	NIA	Physician(s) owned	Influence	0.000	UnitedHealth Group Incorporated		.4
		.00000	92-0183013				WellMed of Las Cruces, Inc.	TX	NIA	Physician(s) owned	Influence	0.000	UnitedHealth Group Incorporated		.4
		.00000	27-2809113				West Coast Endoscopy Holdings, LLC	DE	NIA	SCA Surgery Holdings, LLC	Ownership	100.000	UnitedHealth Group Incorporated		
		.00000	86-0899846				West Valley Internal Medicine Associates, L.L.C.	AZ	NIA	Physician(s) owned	Influence	100.000	UnitedHealth Group Incorporated		.4
		.00000	86-1029261				West Valley Urgent Care, LLC	AZ	NIA	Physician(s) owned	Influence	100.000	UnitedHealth Group Incorporated		.4
		.00000	06-1521999				Western Connecticut Orthopedic Surgical Center, LLC	CT	NIA	SCA-Western Connecticut, LLC	Ownership	61.380	UnitedHealth Group Incorporated		.2
		.00000	45-0636596				WESTMED Practice Partners LLC	DE	NIA	Collaborative Care Holdings, LLC	Ownership	100.000	UnitedHealth Group Incorporated		
		.00000	83-3608739				WillowB Labs LLC	DE	NIA	OptumRx, Inc.	Ownership	100.000	UnitedHealth Group Incorporated		

SCHEDULE Y
PART 1A - DETAIL OF INSURANCE HOLDING COMPANY SYSTEM

1	2	3	4	5	6	7	8	9	10	11	12	13	14	15	16
Group Code	Group Name	NAIC Company Code	ID Number	Federal RSSD	CIK	Name of Securities Exchange if Publicly Traded (U.S. or International)	Names of Parent, Subsidiaries Or Affiliates	Domi-ciliary Loca-tion	Relation-ship to Reporting Entity	Directly Controlled by (Name of Entity/Person)	Type of Control (Ownership, Board, Management, Attorney-in-Fact, Influence, Other)	If Control is Owner-ship Provide Percen-tage	Ultimate Controlling Entity(ies)/Person(s)	Is an SCA Filing Re-quired? (Y/N)	*
		.00000					Wilmington ASC, LLC	..NC	..NIA	SCA-Wilmington, LLC	Ownership	100.000	UnitedHealth Group Incorporated		
		.00000	27-4816583				Wilson Creek Surgical Center, LLC	..TX	..NIA	THR-SCA Holdings, LLC	Ownership	0.000	UnitedHealth Group Incorporated		2
		.00000	46-5548304				Winchester Endoscopy, LLC	..IL	..NIA	SCA-Winchester, LLC	Ownership	51.000	UnitedHealth Group Incorporated		2
		.00000	62-1525776				Winter Park Surgery Center, L.P.	..TN	..NIA	SCA-Winter Park, Inc.	Ownership	1.000	UnitedHealth Group Incorporated		2
		.00000	62-1587564				Winter Park, LLC	..TN	..NIA	SCA-Winter Park, Inc.	Ownership	51.000	UnitedHealth Group Incorporated		2
		.00000	45-2158334				WIND Medical, PLLC	..TX	..NIA	Physician(s) owned	Influence	0.000	UnitedHealth Group Incorporated		4
		.00000	45-4281054				XAS Infusion Suites, Inc.	..TX	..NIA	Diplomat Pharmacy, Inc.	Ownership	100.000	UnitedHealth Group Incorporated		
		.00000	52-2102846				XLHealth Corporation	..MD	..NIA	United HealthCare Services, Inc.	Ownership	100.000	UnitedHealth Group Incorporated		
		.00000	98-1107695				XLHealth Corporation India Private Limited	..IND	..NIA	XLHealth Corporation	Ownership	99.998	UnitedHealth Group Incorporated		
		.00000	98-1107695				XLHealth Corporation India Private Limited	..IND	..NIA	UnitedHealth International, Inc.	Ownership	0.002	UnitedHealth Group Incorporated		
		.00000	46-3537245				XLHome Michigan, P.C.	..MI	..NIA	Physician(s) owned	Influence	0.000	UnitedHealth Group Incorporated		4
		.00000	45-5530241				XLHome Northeast, P.C.	..NJ	..NIA	Physician(s) owned	Influence	0.000	UnitedHealth Group Incorporated		4
		.00000	46-2931689				XLHome Oklahoma, Inc.	..OK	..NIA	Physician(s) owned	Influence	0.000	UnitedHealth Group Incorporated		4
		.00000	27-3543997				XLHome, P.C.	..MD	..NIA	Physician(s) owned	Influence	0.000	UnitedHealth Group Incorporated		4
		.00000	11-3764012				Your Health Options Insurance Services, Inc.	..CA	..NIA	PrimeCare Medical Network, Inc.	Ownership	100.000	UnitedHealth Group Incorporated		

Asterisk	Explanation
1	TBD – Majority and/or Minority or additional shareholder information will be disclosed in a future reporting period.
2	The remaining percentage is owned by either: 1) non-affiliated entity(ies), 2) external shareholders, 3) outside investors or 4) multiple sources.
3	Currently undergoing a liquidation procedure
4	Represents a physician or physicians' owned entity, where the entity is deemed to be influenced by the ultimate owner.
5	Represents a minority-owned entity (with respect to the ultimate owner), where the ultimate owner is deemed to have influence over the entity.

SUPPLEMENTAL EXHIBITS AND SCHEDULES INTERROGATORIES

The following supplemental reports are required to be filed as part of your statement filing. However, in the event that your company does not transact the type of business for which the special report must be filed, your response of NO to the specific interrogatory will be accepted in lieu of filing a "NONE" report and a bar code will be printed below. If the supplement is required of your company but is not being filed for whatever reason enter SEE EXPLANATION and provide an explanation following the interrogatory questions.

Response

1. Will the Medicare Part D Coverage Supplement be filed with the state of domicile and the NAIC with this statement?

NO

Explanation:

1.

Bar Code:

1. Medicare Part D Coverage Supplement [Document Identifier 365]



OVERFLOW PAGE FOR WRITE-INS

NONE

SCHEDULE A - VERIFICATION

Real Estate

	1 Year to Date	2 Prior Year Ended December 31
1. Book/adjusted carrying value, December 31 of prior year		
2. Cost of acquired:		
2.1 Actual cost at time of acquisition		
2.2 Additional investment made after acquisition		
3. Current year change in encumbrances		
4. Total gain (loss) on disposals		
5. Deduct amounts received on disposals		
6. Total foreign exchange change in book/adjusted carrying value		
7. Deduct current year's other than temporary impairment recognized		
8. Deduct current year's depreciation		
9. Book/adjusted carrying value at the end of current period (Lines 1+2+3+4-5+6-7-8)		
10. Deduct total nonadmitted amounts		
11. Statement value at end of current period (Line 9 minus Line 10)		

SCHEDULE B - VERIFICATION

Mortgage Loans

	1 Year to Date	2 Prior Year Ended December 31
1. Book value/recorded investment excluding accrued interest, December 31 of prior year		
2. Cost of acquired:		
2.1 Actual cost at time of acquisition		
2.2 Additional investment made after acquisition		
3. Capitalized deferred interest and other		
4. Accrual of discount		
5. Unrealized valuation increase (decrease)		
6. Total gain (loss) on disposals		
7. Deduct amounts received on disposals		
8. Deduct amortization of premium and mortgage interest paid and commitment fees		
9. Total foreign exchange change in book value/recorded investment excluding accrued interest		
10. Deduct current year's other than temporary impairment recognized		
11. Book value/recorded investment excluding accrued interest at end of current period (Lines 1+2+3+4+5+6-7-8+9-10)		
12. Total valuation allowance		
13. Subtotal (Line 11 plus Line 12)		
14. Deduct total nonadmitted amounts		
15. Statement value at end of current period (Line 13 minus Line 14)		

SCHEDULE BA - VERIFICATION

Other Long-Term Invested Assets

	1 Year to Date	2 Prior Year Ended December 31
1. Book/adjusted carrying value, December 31 of prior year		
2. Cost of acquired:		
2.1 Actual cost at time of acquisition		
2.2 Additional investment made after acquisition		
3. Capitalized deferred interest and other		
4. Accrual of discount		
5. Unrealized valuation increase (decrease)		
6. Total gain (loss) on disposals		
7. Deduct amounts received on disposals		
8. Deduct amortization of premium and depreciation		
9. Total foreign exchange change in book/adjusted carrying value		
10. Deduct current year's other than temporary impairment recognized		
11. Book/adjusted carrying value at end of current period (Lines 1+2+3+4+5+6-7-8+9-10)		
12. Deduct total nonadmitted amounts		
13. Statement value at end of current period (Line 11 minus Line 12)		

SCHEDULE D - VERIFICATION

Bonds and Stocks

	1 Year to Date	2 Prior Year Ended December 31
1. Book/adjusted carrying value of bonds and stocks, December 31 of prior year	331,605,916	335,601,623
2. Cost of bonds and stocks acquired	15,516,559	123,794,656
3. Accrual of discount	53,439	238,658
4. Unrealized valuation increase (decrease)	0	0
5. Total gain (loss) on disposals	30,192	1,128,393
6. Deduct consideration for bonds and stocks disposed of	12,035,654	127,125,545
7. Deduct amortization of premium	451,228	2,031,869
8. Total foreign exchange change in book/adjusted carrying value	0	0
9. Deduct current year's other than temporary impairment recognized	20,000	0
10. Total investment income recognized as a result of prepayment penalties and/or acceleration fees	37,085	0
11. Book/adjusted carrying value at end of current period (Lines 1+2+3+4+5-6-7+8-9+10)	334,736,309	331,605,916
12. Deduct total nonadmitted amounts	0	0
13. Statement value at end of current period (Line 11 minus Line 12)	334,736,309	331,605,916

STATEMENT AS OF MARCH 31, 2020 OF THE UnitedHealthcare Community Plan of Ohio, Inc.

SCHEDULE D - PART 1B

Showing the Acquisitions, Dispositions and Non-Trading Activity
During the Current Quarter for all Bonds and Preferred Stock by NAIC Designation

NAIC Designation	1 Book/Adjusted Carrying Value Beginning of Current Quarter	2 Acquisitions During Current Quarter	3 Dispositions During Current Quarter	4 Non-Trading Activity During Current Quarter	5 Book/Adjusted Carrying Value End of First Quarter	6 Book/Adjusted Carrying Value End of Second Quarter	7 Book/Adjusted Carrying Value End of Third Quarter	8 Book/Adjusted Carrying Value December 31 Prior Year
BONDS								
1. NAIC 1 (a)	287,689,685	15,030,126	12,784,672	(5,380,275)	284,554,864	0	0	287,689,685
2. NAIC 2 (a)	46,097,939	487,825	988,705	4,963,486	50,560,545	0	0	46,097,939
3. NAIC 3 (a)	0	0	0	0	0	0	0	0
4. NAIC 4 (a)	0	0	0	0	0	0	0	0
5. NAIC 5 (a)	0	0	0	0	0	0	0	0
6. NAIC 6 (a)	0	0	0	0	0	0	0	0
7. Total Bonds	333,787,624	15,517,951	13,773,377	(416,789)	335,115,409	0	0	333,787,624
PREFERRED STOCK								
8. NAIC 1	0	0	0	0	0	0	0	0
9. NAIC 2	0	0	0	0	0	0	0	0
10. NAIC 3	0	0	0	0	0	0	0	0
11. NAIC 4	0	0	0	0	0	0	0	0
12. NAIC 5	0	0	0	0	0	0	0	0
13. NAIC 6	0	0	0	0	0	0	0	0
14. Total Preferred Stock	0	0	0	0	0	0	0	0
15. Total Bonds and Preferred Stock	333,787,624	15,517,951	13,773,377	(416,789)	335,115,409	0	0	333,787,624

(a) Book/Adjusted Carrying Value column for the end of the current reporting period includes the following amount of short-term and cash equivalent bonds by NAIC designation:
NAIC 1 \$379,099 ; NAIC 2 \$0 ; NAIC 3 \$0 NAIC 4 \$0 ; NAIC 5 \$0 ; NAIC 6 \$0

SCHEDULE DA - PART 1

Short-Term Investments

	1	2	3	4	5
	Book/Adjusted Carrying Value	Par Value	Actual Cost	Interest Collected Year-to-Date	Paid for Accrued Interest Year-to-Date
9199999 Totals	379,099	xxx	379,099	1,392	0

SCHEDULE DA - VERIFICATION

Short-Term Investments

	1	2
	Year To Date	Prior Year Ended December 31
1. Book/adjusted carrying value, December 31 of prior year	377,707	10,276,795
2. Cost of short-term investments acquired	1,392	100,912
3. Accrual of discount	0	0
4. Unrealized valuation increase (decrease)	0	0
5. Total gain (loss) on disposals	0	0
6. Deduct consideration received on disposals	0	10,000,000
7. Deduct amortization of premium	0	0
8. Total foreign exchange change in book/adjusted carrying value	0	0
9. Deduct current year's other than temporary impairment recognized	0	0
10. Book/adjusted carrying value at end of current period (Lines 1+2+3+4+5-6-7+8-9)	379,099	377,707
11. Deduct total nonadmitted amounts	0	0
12. Statement value at end of current period (Line 10 minus Line 11)	379,099	377,707

Schedule DB - Part A - Verification - Options, Caps, Floors, Collars, Swaps and Forwards
N O N E

Schedule DB - Part B - Verification - Futures Contracts
N O N E

Schedule DB - Part C - Section 1 - Replication (Synthetic Asset) Transactions (RSATs) Open
N O N E

Schedule DB-Part C-Section 2-Reconciliation of Replication (Synthetic Asset) Transactions Open
N O N E

Schedule DB - Verification - Book/Adjusted Carrying Value, Fair Value and Potential Exposure of
Derivatives
N O N E

SCHEDULE E - PART 2 - VERIFICATION

(Cash Equivalents)

	1	2
	Year To Date	Prior Year Ended December 31
1. Book/adjusted carrying value, December 31 of prior year	97,316,047	79,713,057
2. Cost of cash equivalents acquired	706,211,862	2,160,886,374
3. Accrual of discount	994	47,674
4. Unrealized valuation increase (decrease)	(44)	1,401
5. Total gain (loss) on disposals	(747)	2,618
6. Deduct consideration received on disposals	604,286,614	2,143,335,077
7. Deduct amortization of premium	0	0
8. Total foreign exchange change in book/adjusted carrying value	0	0
9. Deduct current year's other than temporary impairment recognized	0	0
10. Book/adjusted carrying value at end of current period (Lines 1+2+3+4+5-6-7+8-9)	199,241,498	97,316,047
11. Deduct total nonadmitted amounts	0	0
12. Statement value at end of current period (Line 10 minus Line 11)	199,241,498	97,316,047

Schedule A - Part 2 - Real Estate Acquired and Additions Made
N O N E

Schedule A - Part 3 - Real Estate Disposed
N O N E

Schedule B - Part 2 - Mortgage Loans Acquired and Additions Made
N O N E

Schedule B - Part 3 - Mortgage Loans Disposed, Transferred or Repaid
N O N E

Schedule BA - Part 2 - Other Long-Term Invested Assets Acquired and Additions Made
N O N E

Schedule BA - Part 3 - Other Long-Term Invested Assets Disposed, Transferred or Repaid
N O N E

STATEMENT AS OF MARCH 31, 2020 OF THE UnitedHealthcare Community Plan of Ohio, Inc.

SCHEDULE D - PART 3

Show All Long-Term Bonds and Stock Acquired During the Current Quarter

1	2	3	4	5	6	7	8	9	10
CUSIP Identification	Description	Foreign	Date Acquired	Name of Vendor	Number of Shares of Stock	Actual Cost	Par Value	Paid for Accrued Interest and Dividends	NAIC Designation and Administrative Symbol
912828-29-4	US Treasury Note 1.500% 02/15/30		02/28/2020	Barclays Group Inc.		1,350,675	1,305,000	860	1
0599999	Subtotal - Bonds - U.S. Governments					1,350,675	1,305,000	860	XXX
833715-GL-3	SOCORRO TX INDEP GO Cont Call 4.000% 08/15/33		02/28/2020	Samuel A Ramirez & Co		612,975	500,000	0	1FE
2499999	Subtotal - Bonds - U.S. Political Subdivisions of States, Territories and Possessions					612,975	500,000	0	XXX
3133KH-CP-9	FHLMC Pool RA1878 MBS 3.500% 12/01/49		02/11/2020	Nomura Securities		880,487	845,732	904	1
3136AS-4R-4	FNMA FNA 2016-M7 A2 CMBS 2.499% 09/25/26		02/27/2020	Stifel Nicolaus & Co.		251,584	245,000	34	1
3137AK-PN-5	FHLMC FHR 3983 CH RMBS 3.000% 11/15/30		02/06/2020	FTN Financial Services		363,859	357,395	298	1
3140J9-SN-2	FNMA Pool BMS024 MBS 3.000% 11/01/48		01/07/2020	JP Morgan Chase		364,158	355,792	208	1
3140X5-WX-7	FNMA Pool FM2461 MBS 3.500% 03/01/50		02/13/2020	Wachovia Bank		470,285	450,000	569	1
71884S-AC-4	PHOENIX AZ INDL Rev Bond Non Call 0.750% 11/15/52		03/06/2020	Wachovia Bank		1,000,000	1,000,000	164	1FE
977100-HD-1	WISCONSIN ST GEN Rev Bond MW Cal 2.429% 05/01/31		01/29/2020	CitiGroup		230,000	230,000	0	1FE
3199999	Subtotal - Bonds - U.S. Special Revenues					3,560,373	3,483,919	2,177	XXX
12592L-BH-4	COMM Mortgage Tr COMM 2014-CR20 A3 CMBS 3.326% 11/10/47		02/14/2020	Morgan Stanley		422,922	400,000	665	1FM
12594C-BF-6	COMM Mortgage Tr COMM 2016-DC2 A5 CMBS 3.765% 02/10/49		01/23/2020	Barclays Group Inc.		325,043	300,000	816	1FM
142339-AJ-9	CARLISLE COS INC Corp Note Call MW 2.750% 03/01/30		02/13/2020	JP Morgan Chase		167,885	170,000	0	2FE
30298D-AF-6	FRESB Multifamil FRESB 2019-SB64 A1OF RMBS 2.710% 05/25/29		02/11/2020	Cantor Fitzgerald		229,048	221,436	217	1FE
31677Q-BS-7	FIFTH THIRD BANK Corp Note Call 1.800% 01/30/23		01/28/2020	Morgan Stanley		474,601	475,000	0	1FE
39154T-BD-9	GREAT AMERICA LE GALT 2020-1 A4 ABS 1.850% 02/16/26		02/04/2020	Wachovia Bank		634,960	635,000	0	1FE
58770F-AC-6	Mercedes-Benz Au MBALT 2020-A A3 ABS 1.840% 12/15/22		01/21/2020	Mitsubishi Bank LTD		749,901	750,000	0	1FE
65479N-AD-6	Nissan Auto Leas NALT 2020-A A3 ABS 1.840% 01/17/23		01/22/2020	CitiGroup		819,942	820,000	0	1FE
90331H-PJ-6	US BANK NA OHIO Corp Note Call 1.800% 01/21/22		01/16/2020	US Bank		1,319,538	1,320,000	0	1FE
92343V-FF-6	VERIZON COMM INC Corp Note Call MW 3.000% 03/22/27		03/17/2020	JP Morgan Chase		119,940	120,000	0	1FE
94989N-BD-8	Wells Fargo Comm WFCM 2015-C30 A3 CMBS 3.411% 09/15/58		02/14/2020	Wachovia Bank		419,940	393,877	672	1FM
95000U-2K-8	WELLS FARGO CO Corp Note Call MW 2.164% 02/11/26		02/04/2020	Wachovia Bank		865,000	865,000	0	1FE
98162H-AC-4	World Omni Autom WOLS 2020-A A3 ABS 1.700% 01/17/23		02/04/2020	Merrill Lynch		699,935	700,000	0	1FE
31429K-AD-5	CAISS DESJARDINS Corp Noe Call 2.050% 02/10/25	A	02/03/2020	RBC Capital Markets		863,936	865,000	0	1FE
12550L-AS-1	CIFC Funding Ltd CLO CIFC 2015-2A AR2 CLO Prv Plc 1.751% 04/15/30	D	02/14/2020	Merrill Lynch		900,000	900,000	0	1FE
539439-AV-1	LLOYDS BK GR PLC Corp Note Call 2.438% 02/05/26	D	01/29/2020	CitiGroup		200,000	200,000	0	1FE
89232H-AC-9	Toyota Auto Rece TOAT 2020-A A3 ABS 1.660% 05/15/24	C	02/04/2020	Mitsubishi Bank LTD		779,944	780,000	0	1FE
3899999	Subtotal - Bonds - Industrial and Miscellaneous (Unaffiliated)					9,992,535	9,915,313	2,370	XXX
8399997	Total - Bonds - Part 3					15,516,558	15,204,232	5,407	XXX
8399998	Total - Bonds - Part 5					XXX	XXX	XXX	XXX
8399999	Total - Bonds					15,516,558	15,204,232	5,407	XXX
8999997	Total - Preferred Stocks - Part 3					0	XXX	0	XXX
8999998	Total - Preferred Stocks - Part 5					XXX	XXX	XXX	XXX
8999999	Total - Preferred Stocks					0	XXX	0	XXX
9799997	Total - Common Stocks - Part 3					0	XXX	0	XXX
9799998	Total - Common Stocks - Part 5					XXX	XXX	XXX	XXX
9799999	Total - Common Stocks					0	XXX	0	XXX
9899999	Total - Preferred and Common Stocks					0	XXX	0	XXX
9999999	Totals					15,516,558	XXX	5,407	XXX

STATEMENT AS OF MARCH 31, 2020 OF THE UnitedHealthcare Community Plan of Ohio, Inc.

SCHEDULE D - PART 4

Show All Long-Term Bonds and Stock Sold, Redeemed or Otherwise Disposed of During the Current Quarter

1	2	3	4	5	6	7	8	9	10	Change In Book/Adjusted Carrying Value					16	17	18	19	20	21	22
										11	12	13	14	15							
CUSIP Ident-ification	Description	For-foreign	Disposal Date	Name of Purchaser	Number of Shares of Stock	Consid-eration	Par Value	Actual Cost	Prior Year Book/ Adjusted Carrying Value	Unrealized Valuation Increase/ (Decrease)	Current Year's (Amor-tization)/ Accretion	Other Than Temporary Impairment Recogn-ized	Total Change in Book/ Adjusted Carrying Value (11 + 12 - 13)	Total Foreign Exchange Change in Book /Adjusted Carrying Value	Book/ Adjusted Carrying Value at Disposal Date	Foreign Exchange Gain (Loss) on Disposal	Realized Gain (Loss) on Disposal	Total Gain (Loss) on Disposal	Bond Interest/ Stock Dividends Received During Year	Stated Con-tractual Maturity Date	NAIC Desig-nation and Admini-strative Symbol
3620A5-A8-2	GNMA Pool 719231 MBS 4.500% 07/15/40		03/01/2020	Paydown		5,532	5,532	5,878	5,848	.0	(316)	.0	(316)	.0	5,532	.0	.0	.0	50	07/15/2040	1
3620A9-PQ-8	GNMA Pool 723231 MBS 4.000% 10/15/39		03/01/2020	Paydown		2,382	2,382	2,551	2,533	.0	(152)	.0	(152)	.0	2,382	.0	.0	.0	16	10/15/2039	1
3620AP-KC-8	GNMA Pool 735691 MBS 4.500% 04/15/40		03/01/2020	Paydown		11,069	11,069	11,805	11,739	.0	(671)	.0	(671)	.0	11,069	.0	.0	.0	94	04/15/2040	1
3620AR-YR-6	GNMA Pool 737920 MBS 4.500% 01/15/41		03/01/2020	Paydown		2,620	2,620	2,794	2,780	.0	(159)	.0	(159)	.0	2,620	.0	.0	.0	13	01/15/2041	1
38380K-GF-6	GNMA 2017-172 PA RMBS 3.000% 02/20/47		03/01/2020	Paydown		45,578	45,578	44,339	44,533	.0	1,046	.0	1,046	.0	45,578	.0	.0	.0	227	02/20/2047	1
0599999. Subtotal - Bonds - U.S. Governments						67,181	67,181	67,367	67,433	0	(252)	0	(252)	0	67,181	0	0	0	400	XXX	XXX
181059-VP-8	CLARK CNTY NV SC GO Non Call 5.000% 06/15/21		02/12/2020	Raymond James & Assoc		1,105,461	1,050,000	1,176,263	1,092,132	.0	(3,289)	.0	(3,289)	.0	1,088,843	.0	16,618	16,618	8,313	06/15/2021	1FE
672325-D9-5	OAKLAND CA UNIF GO Cont Call 5.000% 08/01/28		02/06/2020	RBC Capital Markets		183,724	145,000	181,879	173,322	.0	(374)	.0	(374)	.0	172,949	.0	10,775	10,775	3,806	08/01/2028	1FE
2499999. Subtotal - Bonds - U.S. Political Subdivisions of States, Territories and Possessions						1,289,185	1,195,000	1,358,142	1,265,454	0	(3,663)	0	(3,663)	0	1,261,792	0	27,393	27,393	12,119	XXX	XXX
3128MJ-ZS-8	FHLMC Pool G08784 MBS 3.500% 10/01/47		03/01/2020	Paydown		20,740	20,740	21,310	21,303	.0	(564)	.0	(564)	.0	20,740	.0	.0	.0	125	10/01/2047	1
3128MJ-3N-8	FHLMC Pool G08804 MBS 3.500% 03/01/48		03/01/2020	Paydown		47,446	47,446	46,730	46,738	.0	707	.0	707	.0	47,446	.0	.0	.0	290	03/01/2048	1
3128MJ-VZ-0	FHLMC Pool G08631 MBS 3.000% 03/01/45		03/01/2020	Paydown		17,203	17,203	17,576	17,550	.0	(347)	.0	(347)	.0	17,203	.0	.0	.0	85	03/01/2045	1
3128MJ-YD-6	FHLMC Pool G08707 MBS 4.000% 05/01/46		03/01/2020	Paydown		42,633	42,633	44,552	44,524	.0	(1,891)	.0	(1,891)	.0	42,633	.0	.0	.0	280	05/01/2046	1
3128MJ-Z3-7	FHLMC Pool G08761 MBS 3.500% 05/01/47		03/01/2020	Paydown		26,473	26,473	27,197	27,189	.0	(716)	.0	(716)	.0	26,473	.0	.0	.0	156	05/01/2047	1
3128MJ-ZM-5	FHLMC Pool G08747 MBS 3.000% 01/01/47		03/01/2020	Paydown		13,225	13,225	13,200	13,201	.0	25	.0	25	.0	13,225	.0	.0	.0	66	01/01/2047	1
3128MJ-ZW-3	FHLMC Pool G08756 MBS 3.000% 04/01/47		03/01/2020	Paydown		20,819	20,819	21,086	21,081	.0	(263)	.0	(263)	.0	20,819	.0	.0	.0	104	04/01/2047	1
3128PR-LN-7	FHLMC Pool J12133 MBS 4.000% 05/01/25		03/01/2020	Paydown		10,629	10,629	11,129	10,884	.0	(255)	.0	(255)	.0	10,629	.0	.0	.0	71	05/01/2025	1
31292L-YA-7	FHLMC Pool C04305 MBS 3.000% 11/01/42		03/01/2020	Paydown		988	988	1,030	1,026	.0	(38)	.0	(38)	.0	988	.0	.0	.0	5	11/01/2042	1
3132AD-TZ-1	FHLMC Pool ZT1468 MBS 3.000% 11/01/46		03/01/2020	Paydown		24,634	24,634	25,597	25,591	.0	(957)	.0	(957)	.0	24,634	.0	.0	.0	125	11/01/2046	1
3132DM-A6-2	FHLMC Pool SD0029 MBS 3.000% 12/01/47		03/01/2020	Paydown		11,769	11,769	12,272	12,270	.0	(500)	.0	(500)	.0	11,769	.0	.0	.0	61	12/01/2047	1
3132DM-A8-8	FHLMC Pool SD0031 MBS 3.000% 08/01/46		03/01/2020	Paydown		2,304	2,304	2,397	2,396	.0	(92)	.0	(92)	.0	2,304	.0	.0	.0	12	08/01/2046	1
3132HQ-DB-5	FHLMC Pool Q13698 MBS 3.000% 12/01/42		03/01/2020	Paydown		6,670	6,670	6,985	6,954	.0	(284)	.0	(284)	.0	6,670	.0	.0	.0	20	12/01/2042	1
3132HQ-MA-1	FHLMC Pool Q13979 MBS 3.000% 12/01/42		03/01/2020	Paydown		606	606	635	632	.0	(25)	.0	(25)	.0	606	.0	.0	.0	3	12/01/2042	1
3132JA-PW-9	FHLMC Pool Q19036 MBS 3.500% 06/01/43		03/01/2020	Paydown		13,728	13,728	14,230	14,198	.0	(470)	.0	(470)	.0	13,728	.0	.0	.0	71	06/01/2043	1
3132QL-AJ-2	FHLMC Pool Q30008 MBS 3.500% 12/01/44		03/01/2020	Paydown		41,072	41,072	42,811	42,705	.0	(1,633)	.0	(1,633)	.0	41,072	.0	.0	.0	136	12/01/2044	1
3132QM-QF-1	FHLMC Pool Q31353 MBS 3.500% 02/01/45		03/01/2020	Paydown		66,168	66,168	69,362	69,166	.0	(2,999)	.0	(2,999)	.0	66,168	.0	.0	.0	511	02/01/2045	1
3132QO-TV-4	FHLMC Pool Q34163 MBS 3.500% 06/01/45		03/01/2020	Paydown		22,296	22,296	23,092	23,054	.0	(758)	.0	(758)	.0	22,296	.0	.0	.0	152	06/01/2045	1
3132QR-TW-0	FHLMC Pool Q35064 MBS 3.500% 08/01/45		03/01/2020	Paydown		1,426	1,426	1,486	1,483	.0	(57)	.0	(57)	.0	1,426	.0	.0	.0	8	08/01/2045	1
3132WH-SN-1	FHLMC Pool Q44452 MBS 3.000% 11/01/46		03/01/2020	Paydown		11,981	11,981	11,924	11,924	.0	57	.0	57	.0	11,981	.0	.0	.0	58	11/01/2046	1
3132XC-R3-1	FHLMC Pool G67706 MBS 3.500% 12/01/47		03/01/2020	Paydown		41,277	41,277	41,122	41,125	.0	152	.0	152	.0	41,277	.0	.0	.0	236	12/01/2047	1
3132XU-FH-3	FHLMC Pool Q51967 MBS 3.500% 11/01/47		03/01/2020	Paydown		18,373	18,373	18,101	18,104	.0	269	.0	269	.0	18,373	.0	.0	.0	93	11/01/2047	1
3132Y1-YV-4	FHLMC Pool Q57923 MBS 4.000% 08/01/48		03/01/2020	Paydown		29,255	29,255	30,077	30,047	.0	(792)	.0	(792)	.0	29,255	.0	.0	.0	191	08/01/2048	1
31334X-KT-5	FHLMC Pool QA1206 MBS 3.000% 07/01/49		03/01/2020	Paydown		1,499	1,499	1,546	1,546	.0	(47)	.0	(47)	.0	1,499	.0	.0	.0	10	07/01/2049	1
31334Y-VF-1	FHLMC Pool QA2414 MBS 3.000% 09/01/49		03/01/2020	Paydown		317	317	329	329	.0	(12)	.0	(12)	.0	317	.0	.0	.0	2	09/01/2049	1
31334Y-VH-7	FHLMC Pool QA2416 MBS 3.000% 09/01/49		03/01/2020	Paydown		699	699	724	724	.0	(24)	.0	(24)	.0	699	.0	.0	.0	4	09/01/2049	1
3133KH-CP-9	FHLMC Pool RA1878 MBS 3.500% 12/01/49		03/01/2020	Paydown		5,211	5,211	5,425	.0	(214)	.0	(214)	.0	5,211	.0	.0	.0	15	12/01/2049	1FE	
3136AN-GF-8	FNMA FNR 2015-22 HT RMBS 3.000% 04/25/45		03/01/2020	Paydown		8,963	8,963	9,332	9,154	.0	(191)	.0	(191)	.0	8,963	.0	.0	.0	45	04/25/2045	1
3136B1-PP-4	FNMA FNMA 2018-14 PA RMBS 3.500% 04/25/47		03/01/2020	Paydown		29,222	29,222	29,632	29,461	.0	(240)	.0	(240)	.0	29,222	.0	.0	.0	170	04/25/2047	1
3137AK-PN-5	FHLMC FHR 3983 CH RMBS 3.000% 11/15/30		03/01/2020	Paydown		6,618	6,618	6,738	.0	(120)	.0	(120)	.0	6,618	.0	.0	.0	17	11/15/2030	1FE	
3137BG-QJ-1	FHLMC FHR 4456 RMBS 3.500% 05/15/44		03/01/2020	Paydown		12,835	12,835	13,717	13,226	.0	(391)	.0	(391)	.0	12,835	.0	.0	.0	75	05/15/2044	1
3137BH-YG-6	FHLMC FHR 4477 RMBS 3.500% 07/15/44		03/01/2020	Paydown		34,377	34,377	36,461	35,308	.0	(931)	.0	(931)	.0	34,377	.0	.0	.0	200	07/15/2044	1
3137BP-VM-8	FHLMC FHMS K152 A1 CMBS 2.830% 05/25/30		03/01/2020	Paydown		2,856	2,856	2,913	2,891	.0	(34)	.0	(34)	.0	2,856	.0	.0	.0	14	05/25/2030	1
3137F4-UJ-8	FHLMC FHR 4775 HB RMBS 3.500% 05/15/45		03/01/2020	Paydown		85,431	85,431	85,378	85,349	.0	83	.0	83	.0	85,431	.0	.0	.0	508	05/15/2045	1

STATEMENT AS OF MARCH 31, 2020 OF THE UnitedHealthcare Community Plan of Ohio, Inc.

SCHEDULE D - PART 4

Show All Long-Term Bonds and Stock Sold, Redeemed or Otherwise Disposed of During the Current Quarter

1	2	3	4	5	6	7	8	9	10	Change In Book/Adjusted Carrying Value					16	17	18	19	20	21	22
										11	12	13	14	15							
CUSIP Ident-ification	Description	For-ign	Disposal Date	Name of Purchaser	Number of Shares of Stock	Consid-eration	Par Value	Actual Cost	Prior Year Book/ Adjusted Carrying Value	Unrealized Valuation Increase/ (Decrease)	Current Year's (Amor-tization)/ Accretion	Current Year's Other Than Temporary Impairment Recogn-ized	Total Change in Book/ Adjusted Carrying Value (11 + 12 - 13)	Total Foreign Exchange Change in Book /Adjusted Carrying Value	Book/ Adjusted Carrying Value at Disposal Date	Foreign Exchange Gain (Loss) on Disposal	Realized Gain (Loss) on Disposal	Total Gain (Loss) on Disposal	Bond Interest/ Stock Dividends Received During Year	Stated Con-tractual Maturity Date	NAIC Desig-nation and Admini-strative Symbol
3138ER-FX-3	FNMA Pool AL9181 MBS 3.000% 10/01/46		03/01/2020	Paydown		17,964	17,964	18,613	18,579	.0	(615)	.0	(615)	.0	17,964	.0	.0	.0	.77	10/01/2046	1
3138LR-Q5-4	FNMA Pool A01375 MBS 3.500% 08/01/42		03/01/2020	Paydown		195	195	206	205	.0	(10)	.0	(10)	.0	195	.0	.0	.0	.1	08/01/2042	1
3138LT-WL-8	FNMA Pool A03350 MBS 4.000% 05/01/42		03/01/2020	Paydown		9,872	9,872	10,754	10,709	.0	(837)	.0	(837)	.0	9,872	.0	.0	.0	.52	05/01/2042	1
3138LX-N7-0	FNMA Pool A06713 MBS 4.000% 06/01/42		03/01/2020	Paydown		30,640	30,640	32,535	32,458	.0	(1,818)	.0	(1,818)	.0	30,640	.0	.0	.0	.203	06/01/2042	1
3138LY-HB-6	FNMA Pool A07425 MBS 3.500% 08/01/42		03/01/2020	Paydown		4,306	4,306	4,555	4,529	.0	(223)	.0	(223)	.0	4,306	.0	.0	.0	.25	08/01/2042	1
3138M1-JG-4	FNMA Pool A09262 MBS 3.500% 07/01/42		03/01/2020	Paydown		4,637	4,637	4,892	4,865	.0	(228)	.0	(228)	.0	4,637	.0	.0	.0	.15	07/01/2042	1
3138MH-3J-0	FNMA Pool A02600 MBS 3.500% 12/01/42		03/01/2020	Paydown		277	277	297	295	.0	(19)	.0	(19)	.0	277	.0	.0	.0	.2	12/01/2042	1
3138ML-FS-8	FNMA Pool A04676 MBS 3.500% 11/01/42		03/01/2020	Paydown		371	371	398	396	.0	(24)	.0	(24)	.0	371	.0	.0	.0	.2	11/01/2042	1
3138MN-R2-8	FNMA Pool A06804 MBS 3.500% 11/01/42		03/01/2020	Paydown		449	449	482	478	.0	(30)	.0	(30)	.0	449	.0	.0	.0	.3	11/01/2042	1
3138MS-AA-1	FNMA Pool A09926 MBS 3.000% 12/01/42		03/01/2020	Paydown		3,213	3,213	3,379	3,361	.0	(148)	.0	(148)	.0	3,213	.0	.0	.0	.16	12/01/2042	1
3138NI-XS-3	FNMA Pool A06888 MBS 3.000% 12/01/42		03/01/2020	Paydown		429	429	450	448	.0	(19)	.0	(19)	.0	429	.0	.0	.0	.3	12/01/2042	1
3138IW-SE-1	FNMA Pool AS0516 MBS 3.000% 09/01/43		03/01/2020	Paydown		6,310	6,310	6,339	6,336	.0	(26)	.0	(26)	.0	6,310	.0	.0	.0	.35	09/01/2043	1
3138IA-PE-1	FNMA Pool AS1320 MBS 4.000% 12/01/43		03/01/2020	Paydown		14,399	14,399	15,141	15,087	.0	(688)	.0	(688)	.0	14,399	.0	.0	.0	.112	12/01/2043	1
3138IB-EL-5	FNMA Pool AS1938 MBS 5.000% 03/01/44		03/01/2020	Paydown		17,138	17,138	19,140	19,050	.0	(1,912)	.0	(1,912)	.0	17,138	.0	.0	.0	.79	03/01/2044	1
3138IB-UC-7	FNMA Pool AS2378 MBS 3.500% 05/01/44		03/01/2020	Paydown		1,856	1,856	1,900	1,897	.0	(41)	.0	(41)	.0	1,856	.0	.0	.0	.11	05/01/2044	1
3138ID-GL-0	FNMA Pool AS4474 MBS 3.000% 02/01/45		03/01/2020	Paydown		26,335	26,335	26,598	26,579	.0	(245)	.0	(245)	.0	26,335	.0	.0	.0	.143	02/01/2045	1
3138ID-N6-4	FNMA Pool AS4012 MBS 3.500% 12/01/44		03/01/2020	Paydown		20,607	20,607	21,511	21,457	.0	(850)	.0	(850)	.0	20,607	.0	.0	.0	.148	12/01/2044	1
3138IK-3E-3	FNMA Pool AS9796 MBS 3.500% 06/01/47		03/01/2020	Paydown		22,432	22,432	22,337	22,338	.0	94	.0	94	.0	22,432	.0	.0	.0	.143	06/01/2047	1
3138IV-FU-0	FNMA Pool AT7378 MBS 4.500% 10/01/43		03/01/2020	Paydown		22,106	22,106	23,816	23,710	.0	(1,604)	.0	(1,604)	.0	22,106	.0	.0	.0	.87	10/01/2043	1
3138IY-7G-0	FNMA Pool AV6294 MBS 4.000% 12/01/43		03/01/2020	Paydown		3,123	3,123	3,280	3,269	.0	(146)	.0	(146)	.0	3,123	.0	.0	.0	.21	12/01/2043	1
3138Y3-2C-4	FNMA Pool AX2570 MBS 4.000% 11/01/44		03/01/2020	Paydown		170,267	170,267	176,346	176,234	.0	(5,967)	.0	(5,967)	.0	170,267	.0	.0	.0	1,257	11/01/2044	1
3138YE-HD-2	FNMA Pool AY1127 MBS 3.500% 04/01/45		03/01/2020	Paydown		4,161	4,161	4,331	4,321	.0	(160)	.0	(160)	.0	4,161	.0	.0	.0	.24	04/01/2045	1
3138YN-MS-3	FNMA Pool AY8468 MBS 4.000% 08/01/45		03/01/2020	Paydown		14,007	14,007	14,944	14,894	.0	(887)	.0	(887)	.0	14,007	.0	.0	.0	.93	08/01/2045	1
3138YN-RB-5	FNMA Pool AY8581 MBS 3.500% 08/01/45		03/01/2020	Paydown		2,029	2,029	2,115	2,111	.0	(81)	.0	(81)	.0	2,029	.0	.0	.0	.12	08/01/2045	1
3138YX-TH-8	FNMA Pool AZ5951 MBS 4.000% 10/01/45		03/01/2020	Paydown		1,663	1,663	1,774	1,769	.0	(106)	.0	(106)	.0	1,663	.0	.0	.0	.11	10/01/2045	1
3140E0-6Q-3	FNMA Pool AZ8078 MBS 3.500% 08/01/45		03/01/2020	Paydown		582	582	604	603	.0	(22)	.0	(22)	.0	582	.0	.0	.0	.3	08/01/2045	1
3140EB-G2-1	FNMA Pool BA6516 MBS 3.500% 12/01/45		03/01/2020	Paydown		16,097	16,097	16,859	16,828	.0	(731)	.0	(731)	.0	16,097	.0	.0	.0	.94	12/01/2045	1
3140EIV-NT-8	FNMA Pool BC2201 MBS 3.500% 04/01/46		03/01/2020	Paydown		10,737	10,737	11,471	11,438	.0	(701)	.0	(701)	.0	10,737	.0	.0	.0	.45	04/01/2046	1
3140F8-LY-1	FNMA Pool BD1242 MBS 3.500% 06/01/46		03/01/2020	Paydown		1,599	1,599	1,710	1,705	.0	(107)	.0	(107)	.0	1,599	.0	.0	.0	.9	06/01/2046	1
3140FB-KY-5	FNMA Pool BD3910 MBS 3.000% 08/01/46		03/01/2020	Paydown		5,339	5,339	5,580	5,567	.0	(228)	.0	(228)	.0	5,339	.0	.0	.0	.24	08/01/2046	1
3140H1-WJ-5	FNMA Pool BJ0648 MBS 3.500% 03/01/48		03/01/2020	Paydown		31,808	31,808	31,855	31,852	.0	(44)	.0	(44)	.0	31,808	.0	.0	.0	.194	03/01/2048	1
3140J5-SF-7	FNMA Pool BM1417 MBS 3.000% 04/01/47		03/01/2020	Paydown		27,782	27,782	27,103	27,119	.0	663	.0	663	.0	27,782	.0	.0	.0	.132	04/01/2047	1
3140J7-2S-3	FNMA Pool BM3484 MBS 3.000% 02/01/48		03/01/2020	Paydown		20,996	20,996	20,437	20,449	.0	547	.0	547	.0	20,996	.0	.0	.0	.113	02/01/2048	1
3140J7-NB-4	FNMA Pool BM3114 MBS 3.000% 03/01/47		03/01/2020	Paydown		53,868	53,868	53,902	53,898	.0	(29)	.0	(29)	.0	53,868	.0	.0	.0	.272	03/01/2047	1
3140JB-VQ-3	FNMA Pool BM4222 MBS 3.000% 01/01/44		03/01/2020	Paydown		24,426	24,426	25,145	25,139	.0	(714)	.0	(714)	.0	24,426	.0	.0	.0	.118	01/01/2044	1
3140J9-SN-2	FNMA Pool BM5024 MBS 3.000% 11/01/48		03/01/2020	Paydown		9,541	9,541	9,765	.0	.0	(224)	.0	(224)	.0	9,541	.0	.0	.0	.39	11/01/2048	1
3140JA-PG-7	FNMA Pool BM5822 MBS 3.000% 11/01/48		03/01/2020	Paydown		24,636	24,636	24,878	24,875	.0	(240)	.0	(240)	.0	24,636	.0	.0	.0	.123	11/01/2048	1
3140OB-KG-9	FNMA Pool CA1194 MBS 4.000% 02/01/48		03/01/2020	Paydown		34,555	34,555	35,705	35,682	.0	(1,126)	.0	(1,126)	.0	34,555	.0	.0	.0	.218	02/01/2048	1
3140O9-ZD-8	FNMA Pool CA2539 MBS 4.000% 10/01/48		03/01/2020	Paydown		31,826	31,826	32,800	32,797	.0	(972)	.0	(972)	.0	31,826	.0	.0	.0	.194	10/01/2048	1
3140QA-AJ-9	FNMA Pool CA2708 MBS 4.000% 05/01/48		03/01/2020	Paydown		74,831	74,831	76,541	76,510	.0	(1,679)	.0	(1,679)	.0	74,831	.0	.0	.0	.461	05/01/2048	1
3140XA-D8-6	FNMA Pool FM1026 MBS 3.500% 02/01/48		03/01/2020	Paydown		39,182	39,182	40,443	40,426	.0	(1,244)	.0	(1,244)	.0	39,182	.0	.0	.0	.227	02/01/2048	1
3140XA-DF-0	FNMA Pool FM1001 MBS 3.500% 11/01/48		03/01/2020	Paydown		20,805	20,805	21,413	21,408	.0	(603)	.0	(603)	.0	20,805	.0	.0	.0	.123	11/01/2048	1
3140XA-PB-6	FNMA Pool FM1317 MBS 4.000% 10/01/48		03/01/2020	Paydown		38,248	38,248	40,453	40,431	.0	(2,183)	.0	(2,183)	.0	38,248	.0	.0	.0	.265	10/01/2048	

STATEMENT AS OF MARCH 31, 2020 OF THE UnitedHealthcare Community Plan of Ohio, Inc.

SCHEDULE D - PART 4

Show All Long-Term Bonds and Stock Sold, Redeemed or Otherwise Disposed of During the Current Quarter

1	2	3	4	5	6	7	8	9	10	Change In Book/Adjusted Carrying Value					16	17	18	19	20	21	22
										11	12	13	14	15							
CUSIP Ident- ification	Description	For- eign	Disposal Date	Name of Purchaser	Number of Shares of Stock	Consid- eration	Par Value	Actual Cost	Prior Year Book/ Adjusted Carrying Value	Unrealized Valuation Increase/ (Decrease)	Current Year's (Amor- tization)/ Accretion	Current Year's Other Than Temporary Impairment Recogn- ized	Total Change in Book/ Adjusted Carrying Value (11 + 12 - 13)	Total Foreign Exchange Change in Book /Adjusted Carrying Value	Book/ Adjusted Carrying Value at Disposal Date	Foreign Exchange Gain (Loss) on Disposal	Realized Gain (Loss) on Disposal	Total Gain (Loss) on Disposal	Bond Interest/ Stock Dividends Received During Year	Stated Con- tractual Maturity Date	NAIC Desig- nation and Admini- strative Symbol
45203H-FL-1	ILLINOIS ST FIN Rev Bond Non Call 5.000% 10/01/20		02/10/2020	Barclays Group Inc.		1,024,960	1,000,000	1,165,450	1,025,563	.0	(3,898)	.0	(3,898)	.0	1,021,665	.0	3,295	3,295	18,194	10/01/2020	1FE
56682H-BL-2	MARICOPA CNTY AZ Rev Bond Non Call 5.000% 01/01/21		02/10/2020	Mesirow Financial		1,035,180	1,000,000	1,145,850	1,036,125	.0	(4,154)	.0	(4,154)	.0	1,031,971	.0	3,210	3,210	30,694	01/01/2021	1FE
3199999	Subtotal - Bonds - U.S. Special Revenues					4,145,922	4,085,782	4,464,711	4,182,932	0	(70,743)	0	(70,743)	0	4,139,418	0	6,505	6,505	61,860	XXX	XXX
03065M-AF-4	AmeriCredit Auto AMCAR 2015-4 C ABS 2.880% 07/08/21		03/08/2020	Paydown		164,474	164,474	164,443	164,460	.0	.14	.0	.14	.0	164,474	.0	.0	.0	782	07/08/2021	1FE
03066G-AB-5	AmeriCredit Auto AMCAR 2019-1 A2A ABS 2.930% 06/20/22		03/18/2020	Paydown		136,340	136,340	136,332	136,329	.0	.11	.0	.11	.0	136,340	.0	.0	.0	665	06/20/2022	1FE
03066L-AB-4	AmeriCredit Auto AMCAR 2018-2 A2A ABS 2.860% 11/18/21		03/18/2020	Paydown		260,483	260,483	260,462	260,457	.0	.27	.0	.27	.0	260,483	.0	.0	.0	1,231	11/18/2021	1FE
052769-AC-0	AUTODESK INC Corp Note Call MH 3.125% 06/15/20		03/04/2020	Call 100.4600		276,265	275,000	274,604	274,962	.0	.14	.0	.14	.0	274,976	.0	24	24	3,151	06/15/2020	2FE
12591K-AD-7	COMM MORTGAGE TR COMM 2013-CR12 A3 CMBS 3.765% 10/10/46		03/01/2020	Paydown		47,966	47,966	48,542	48,262	.0	(296)	.0	(296)	.0	47,966	.0	.0	.0	292	10/10/2046	1FM
12592R-BF-5	COMM MORTGAGE TR COMM 2014-CR21 A3 CMBS 3.528% 12/10/47		01/01/2020	Paydown		7,271	7,271	7,742	7,442	.0	(171)	.0	(171)	.0	7,271	.0	.0	.0	21	12/10/2047	1FM
12652V-AC-1	CNH 2018-A B CNH 2018-A A3 ABS 3.120% 07/17/23		03/15/2020	Paydown		108,969	108,969	108,946	108,957	.0	.13	.0	.13	.0	108,969	.0	.0	.0	693	07/17/2023	1FE
14314R-AC-6	CarMax Auto Owne CARMX 2017-4 A3 ABS 2.110% 10/17/22		03/15/2020	Paydown		165,061	165,061	162,559	164,242	.0	.819	.0	.819	.0	165,061	.0	.0	.0	576	10/17/2022	1FE
14686X-AB-5	Carvana Auto Rec CRVNA 2019-3A A2 ABS Prv Plc 2.420% 04/15/22		03/15/2020	Paydown		124,207	124,207	124,200	124,201	.0	.6	.0	.6	.0	124,207	.0	.0	.0	726	04/15/2022	1FE
165183-BG-8	Chesapeake Fundi CFII 2018-1A A1 ABS Prv Plc 3.040% 04/15/30		03/15/2020	Paydown		135,536	135,536	135,532	135,532	.0	.5	.0	.5	.0	135,536	.0	.0	.0	688	04/15/2030	1FE
165183-BN-3	Chesapeake Fundi CFII 2018-2A A1 ABS Prv Plc 3.230% 08/15/30		03/15/2020	Paydown		119,318	119,318	119,304	119,309	.0	.9	.0	.9	.0	119,318	.0	.0	.0	644	08/15/2030	1FE
17326F-AA-5	CITIGROUP COMMERCIAL 2017-C4 A1 CMBS 2.121% 10/12/50		03/01/2020	Paydown		13,205	13,205	13,205	13,200	.0	.5	.0	.5	.0	13,205	.0	.0	.0	48	10/12/2050	1FM
29373F-AB-0	Enterprise Fleet EFF 2018-2 A2 ABS Prv Plc 3.140% 02/20/24		03/20/2020	Paydown		162,710	162,710	162,686	162,696	.0	.14	.0	.14	.0	162,710	.0	.0	.0	865	02/20/2024	1FE
30298D-AF-6	FRESB Multifamil FRESB 2019-SB64 A10F RMBS 2.710% 05/25/29		03/01/2020	Paydown		138	138	143	.0	.0	(5)	.0	(5)	.0	138	.0	.0	.0	.0	05/25/2029	1FE
34528F-AD-0	Ford Credit Auto FORDO 2018-A A3 ABS 3.030% 11/15/22		03/15/2020	Paydown		162,598	162,598	162,782	162,663	.0	(65)	.0	(65)	.0	162,598	.0	.0	.0	807	11/15/2022	1FE
34531H-AD-1	Ford Credit Auto FORDO 2017-B A3 ABS 1.690% 11/15/21		03/15/2020	Paydown		44,113	44,113	43,263	43,952	.0	.160	.0	.160	.0	44,113	.0	.0	.0	122	11/15/2021	1FE
34532E-AE-5	Ford Credit Auto FORDO 2016-B A4 ABS 1.520% 08/15/21		02/15/2020	Paydown		212,446	212,446	211,408	212,359	.0	.86	.0	.86	.0	212,446	.0	.0	.0	482	08/15/2021	1FE
36255K-AD-3	GM Financial Aut GMAIT 2018-2 A3 ABS 3.060% 06/21/21		03/20/2020	Paydown		267,210	267,210	267,195	267,199	.0	.11	.0	.11	.0	267,210	.0	.0	.0	1,359	06/21/2021	1FE
36256U-AC-2	GM Financial Aut GMAIT 2019-1 A2B ABS 1.013% 04/20/21		03/20/2020	Paydown		173,265	173,265	173,265	173,265	.0	.0	.0	.0	.0	173,265	.0	.0	.0	576	04/20/2021	1FE
38013M-AE-6	GM Financial Aut GMAIT 2017-2 A4 ABS 2.180% 06/21/21		02/20/2020	Paydown		540,366	540,366	540,257	540,331	.0	.35	.0	.35	.0	540,366	.0	.0	.0	1,065	06/21/2021	1FE
39154T-AQ-1	GREAT AMERICA LE GALT 2018-1 A3 ABS Prv Plc 2.600% 06/15/21		03/15/2020	Paydown		154,238	154,238	154,218	154,228	.0	.9	.0	.9	.0	154,238	.0	.0	.0	663	06/15/2021	1FE
43811B-AC-8	Honda Auto Recei HAROT 2017-2 A3 ABS 1.680% 08/16/21		03/15/2020	Paydown		63,467	63,467	63,461	63,464	.0	.2	.0	.2	.0	63,467	.0	.0	.0	175	08/16/2021	1FE
43813F-AC-7	Honda Auto Recei HAROT 2017-4 A3 ABS 2.050% 11/22/21		03/21/2020	Paydown		35,987	35,987	35,982	35,985	.0	.2	.0	.2	.0	35,987	.0	.0	.0	122	11/22/2021	1FE
43814U-AG-4	Honda Auto Recei HAROT 2018-2 A3 ABS 3.010% 05/18/22		03/18/2020	Paydown		51,289	51,289	51,288	51,287	.0	.2	.0	.2	.0	51,289	.0	.0	.0	386	05/18/2022	1FE
43814W-AB-1	Honda Auto Recei HAROT 2019-1 A2 ABS 2.750% 09/20/21		03/18/2020	Paydown		258,363	258,363	258,346	258,348	.0	.15	.0	.15	.0	258,363	.0	.0	.0	1,179	09/20/2021	1FE
448969-AB-1	Hyundai Auto Lea HALST 2019-A A2 ABS 2.920% 07/15/21		03/15/2020	Paydown		148,087	148,087	148,085	148,082	.0	.6	.0	.6	.0	148,087	.0	.0	.0	734	07/15/2021	1FE

STATEMENT AS OF MARCH 31, 2020 OF THE UnitedHealthcare Community Plan of Ohio, Inc.

SCHEDULE D - PART 4

Show All Long-Term Bonds and Stock Sold, Redeemed or Otherwise Disposed of During the Current Quarter

1	2	3	4	5	6	7	8	9	10	Change In Book/Adjusted Carrying Value					16	17	18	19	20	21	22	
										11	12	13	14	15								
CUSIP Ident-ification	Description	For-eign	Disposal Date	Name of Purchaser	Number of Shares of Stock	Consid-eration	Par Value	Actual Cost	Prior Year Book/ Adjusted Carrying Value	Unrealized Valuation Increase/ (Decrease)	Current Year's (Amor-tization)/ Accretion	Current Year's Other Than Temporary Impairment Recog-nized	Total Change in Book/ Adjusted Carrying Value (11 + 12 - 13)	Total Foreign Exchange Change in Book /Adjusted Carrying Value	Book/ Adjusted Carrying Value at Disposal Date	Foreign Exchange Gain (Loss) on Disposal	Realized Gain (Loss) on Disposal	Total Gain (Loss) on Disposal	Bond Interest/ Stock Dividends Received During Year	Stated Con-tractual Maturity Date	NAIC Desig-nation and Admini-strative Symbol	
65479B-AD-2	Nissan Auto Leas NALT 2017-B A3 ABS 2.050% 09/15/20		02/15/2020	Paydown		58,036	58,036	58,025	58,031	0	5	0	5	0	58,036	0	0	0	99	09/15/2020	1FE	
784456-AB-1	SMB Private Educ SMB 2014-A A2A ABS Prv Plc 3.050% 05/15/26		03/15/2020	Paydown		105,987	105,987	105,846	105,905	0	82	0	82	0	105,987	0	0	0	548	05/15/2026	1FE	
80285H-AC-4	Santander Drive SDART 2019-1 A2B ABS 0.975% 01/18/22		03/15/2020	Paydown		75,047	75,047	75,047	75,047	0	0	0	0	0	75,047	0	0	0	203	01/18/2022	1FE	
80285M-AE-9	Santander Drive SDART 2018-4 A3 ABS 3.010% 03/15/22		02/15/2020	Paydown		84,839	84,839	84,839	84,829	0	10	0	10	0	84,839	0	0	0	291	03/15/2022	1FE	
89231A-AB-7	Toyota Auto Rece TAOT 2018-C A2A ABS 2.770% 08/16/21		03/15/2020	Paydown		170,843	170,843	170,827	170,831	0	11	0	11	0	170,843	0	0	0	779	08/16/2021	1FE	
913017-BV-0	UNITED TECH CORP Corp Note MW 20BP 3.100% 06/01/22		02/28/2020	Call 103.9870		478,340	460,000	468,988	464,327	0	(276)	0	(276)	0	464,051	0	(4,051)	(4,051)	21,786	06/01/2022	2FE	
913017-CN-7	UNITED TECH CORP Corp Note Call MW 2.800% 05/04/24		03/04/2020	Call 106.9918		267,480	250,000	249,480	249,666	0	13	0	13	0	249,678	0	322	322	19,813	05/04/2024	2FE	
94989N-BD-8	Wells Fargo Comm WFCM 2015-C30 A3 CMBS 3.411% 09/15/58		03/01/2020	Paydown		2,689	2,689	2,866	0	0	(178)	0	(178)	0	2,689	0	0	0	8	09/15/2058	1FE	
96524W-AS-3	Whitehorse Ltd WITEH 2014-1A AR CLO Prv Plc 2.663% 05/01/26		02/03/2020	Paydown		45,690	45,690	45,690	45,690	0	0	0	0	0	45,690	0	0	0	335	05/01/2026	1FE	
98163E-AB-2	World Omni Auto WOART 2018-C A2 ABS 2.800% 01/18/22		03/15/2020	Paydown		232,528	232,528	232,526	232,517	0	11	0	11	0	232,528	0	0	0	1,065	01/18/2022	1FE	
136452-AD-1	Canadian Pacer A CPART 2017-1A A3 ABS Prv Plc 2.050% 03/19/21	A	03/19/2020	Paydown		169,339	169,339	169,339	169,339	0	0	0	0	0	169,339	0	0	0	564	03/19/2021	1FE	
81376N-AD-7	Securitized Term SSTRT 2017-2A A3 ABS Prv Plc 2.040% 04/26/21	A	03/25/2020	Paydown		111,599	111,599	111,599	111,599	0	0	0	0	0	111,599	0	0	0	369	04/26/2021	1FE	
12518X-AA-5	CENT CLO LP CECL0 2013-19A A1A CLO Prv Plc 3.105% 10/29/25	D	01/29/2020	Paydown		93,037	93,037	92,479	92,855	0	182	0	182	0	93,037	0	0	0	775	10/29/2025	1FE	
12550L-AJ-1	CIFC Funding Ltd CLO CIFC 2015-2A AR CLO Prv Plc 2.611% 04/15/27	D	03/05/2020	Call 100.0000		696,384	696,384	696,384	696,384	0	0	0	0	0	696,384	0	0	0	7,475	04/15/2027	1FE	
12550L-AJ-1	CIFC Funding Ltd CLO CIFC 2015-2A AR CLO Prv Plc 2.611% 04/15/27	D	01/15/2020	Paydown		91,614	91,614	91,614	91,614	0	0	0	0	0	91,614	0	0	0	651	04/15/2027	1FE	
87248B-AQ-7	TIOP CLO LTD TIOP 2015-1A AR CLO Prv Plc 2.619% 07/20/27	D	01/21/2020	Paydown		16,545	16,545	16,545	16,545	0	0	0	0	0	16,545	0	0	0	117	07/20/2027	1FE	
3899999. Subtotal - Bonds - Industrial and Miscellaneous (Unaffiliated)						6,533,369	6,496,284	6,500,344	6,496,391	0	588	0	588	0	6,499,989	0	(3,705)	(3,705)	72,930	XXX	XXX	
8399997. Total - Bonds - Part 4						12,035,657	11,844,247	12,390,564	12,012,210	0	(74,070)	0	(74,070)	0	11,968,380	0	30,193	30,193	147,309	XXX	XXX	
8399998. Total - Bonds - Part 5						XXX	XXX	XXX	XXX	XXX	XXX	XXX	XXX	XXX	XXX	XXX	XXX	XXX	XXX	XXX	XXX	XXX
8399999. Total - Bonds						12,035,657	11,844,247	12,390,564	12,012,210	0	(74,070)	0	(74,070)	0	11,968,380	0	30,193	30,193	147,309	XXX	XXX	
8999997. Total - Preferred Stocks - Part 4						0	XXX	0	0	0	0	0	0	0	0	0	0	0	0	0	XXX	XXX
8999998. Total - Preferred Stocks - Part 5						XXX	XXX	XXX	XXX	XXX	XXX	XXX	XXX	XXX	XXX	XXX	XXX	XXX	XXX	XXX	XXX	XXX
8999999. Total - Preferred Stocks						0	XXX	0	0	0	0	0	0	0	0	0	0	0	0	0	XXX	XXX
9799997. Total - Common Stocks - Part 4						0	XXX	0	0	0	0	0	0	0	0	0	0	0	0	0	XXX	XXX
9799998. Total - Common Stocks - Part 5						XXX	XXX	XXX	XXX	XXX	XXX	XXX	XXX	XXX	XXX	XXX	XXX	XXX	XXX	XXX	XXX	XXX
9799999. Total - Common Stocks						0	XXX	0	0	0	0	0	0	0	0	0	0	0	0	0	XXX	XXX
9899999. Total - Preferred and Common Stocks						0	XXX	0	0	0	0	0	0	0	0	0	0	0	0	0	XXX	XXX
9999999 - Totals						12,035,657	XXX	12,390,564	12,012,210	0	(74,070)	0	(74,070)	0	11,968,380	0	30,193	30,193	147,309	XXX	XXX	

Schedule DB - Part A - Section 1 - Options, Caps, Floors, Collars, Swaps and Forwards Open
N O N E

Schedule DB - Part B - Section 1 - Futures Contracts Open
N O N E

Schedule DB - Part B - Section 1B - Brokers with whom cash deposits have been made
N O N E

Schedule DB - Part D - Section 1 - Counterparty Exposure for Derivative Instruments Open
N O N E

Schedule DB - Part D-Section 2 - Collateral for Derivative Instruments Open - Pledged By
N O N E

Schedule DB - Part D-Section 2 - Collateral for Derivative Instruments Open - Pledged To
N O N E

Schedule DB - Part E - Derivatives Hedging Variable Annuity Guarantees
N O N E

Schedule DL - Part 1 - Reinvested Collateral Assets Owned
N O N E

Schedule DL - Part 2 - Reinvested Collateral Assets Owned
N O N E

SCHEDULE E - PART 1 - CASH

1 Depository	2 Code	3 Rate of Interest	4 Amount of Interest Received During Current Quarter	5 Amount of Interest Accrued at Current Statement Date	Book Balance at End of Each Month During Current Quarter			9 *
					6 First Month	7 Second Month	8 Third Month	
PNC Bank, National Association _____ Pittsburgh, PA _____		0.000	.0	.0	100,717	101,241	100,675	XXX
0199998. Deposits in ... 0 depositories that do not exceed the allowable limit in any one depository (See instructions) - Open Depositories	XXX	XXX	0	0	0	0	0	XXX
0199999. Totals - Open Depositories	XXX	XXX	0	0	100,717	101,241	100,675	XXX
0299998. Deposits in ... 0 depositories that do not exceed the allowable limit in any one depository (See instructions) - Suspended Depositories	XXX	XXX	0	0	0	0	0	XXX
0299999. Totals - Suspended Depositories	XXX	XXX	0	0	0	0	0	XXX
0399999. Total Cash on Deposit	XXX	XXX	0	0	100,717	101,241	100,675	XXX
0499999. Cash in Company's Office	XXX	XXX	XXX	XXX	0	0	0	XXX
0599999. Total - Cash	XXX	XXX	0	0	100,717	101,241	100,675	XXX

STATEMENT AS OF MARCH 31, 2020 OF THE UnitedHealthcare Community Plan of Ohio, Inc.

SCHEDULE E - PART 2 - CASH EQUIVALENTS

Show Investments Owned End of Current Quarter

1	2	3	4	5	6	7	8	9
CUSIP	Description	Code	Date Acquired	Rate of Interest	Maturity Date	Book/Adjusted Carrying Value	Amount of Interest Due and Accrued	Amount Received During Year
0599999. Total - U.S. Government Bonds						0	0	0
1099999. Total - All Other Government Bonds						0	0	0
1799999. Total - U.S. States, Territories and Possessions Bonds						0	0	0
2499999. Total - U.S. Political Subdivisions Bonds						0	0	0
3199999. Total - U.S. Special Revenues Bonds						0	0	0
3899999. Total - Industrial and Miscellaneous (Unaffiliated) Bonds						0	0	0
4899999. Total - Hybrid Securities						0	0	0
5599999. Total - Parent, Subsidiaries and Affiliates Bonds						0	0	0
6099999. Subtotal - SVO Identified Funds						0	0	0
6599999. Subtotal - Unaffiliated Bank Loans						0	0	0
7699999. Total - Issuer Obligations						0	0	0
7799999. Total - Residential Mortgage-Backed Securities						0	0	0
7899999. Total - Commercial Mortgage-Backed Securities						0	0	0
7999999. Total - Other Loan-Backed and Structured Securities						0	0	0
8099999. Total - SVO Identified Funds						0	0	0
8199999. Total - Affiliated Bank Loans						0	0	0
8299999. Total - Unaffiliated Bank Loans						0	0	0
8399999. Total Bonds						0	0	0
09248U-71-8	BlackRock Liquidity Funds T-Fund Port03/02/2020	0.000		1,638,7300	20,322
31846V-54-2	First American Treasury Obligations Fund Z03/05/2020	0.000		349,7460	7,378
38141W-32-3	Goldman Sachs Treasury Obligations Fund03/02/2020	0.000		570,4390	1,126
38142B-50-0	Goldman Sachs Financial Square Tr In Fd03/26/2020	0.000		35,220,3450	3,905
38142B-88-0	Goldman Sachs Financial Square Federal Fund03/18/2020	0.000		40,948,1010	18,147
61747C-58-2	Morgan Stanley Institutional Liquidity Fund Treasury Port03/12/2020	0.000		1,725,1810	4,770
825252-40-6	Invesco AIM STIT TREASURY MMF03/05/2020	0.000		2,436,2150	6,769
94975H-29-6	Wells Fargo Treasury Plus MMKT Fund - Inst03/02/2020	0.000		82,1070	243
8599999. Subtotal - Exempt Money Market Mutual Funds - as Identified by the SVO						82,970,864	0	62,660
147539-67-0	DEUTSCHE INV MGT CASH ACCT GOV/AGENCY DWS-1ST03/02/2020	0.000		25,5980	81
25160K-20-7	DEUTSCHE GOV MMKT Gov Series Ins Shares03/02/2020	0.000		21,165,7720	73,950
262006-88-5	Dreyfus Govt Cash Mgmt - Inst03/19/2020	0.000		32,840,5230	8,558
26200T-10-9	Dreyfus Inst Preferred Money Market			0.00000	428
31846V-62-5	First American Prime Obligations MMF Class Z			0.00000	112
38141W-23-2	Goldman Sachs Money Market Fund			0.00000	245
38141W-27-3	Goldman Sachs Government Fund03/02/2020	0.000		2,363,0020	38,594
40428X-10-7	HSBC HSBC US GOVT MMKT-I03/02/2020	0.000		8,852,1060	40,303
4812A0-36-7	JP Morgan Prime MMF			0.00000	69
4812C0-67-0	JP Morgan US Govt MMKT CP03/05/2020	0.000		984,3940	44
61747C-70-7	Morgan Stanley Institutional Liquidity Fund Government Port03/02/2020	0.000		1,327,9820	6,034
665278-70-1	Northern Inst Govt Select Port03/30/2020	0.000		3,956,7920	2,861
69351J-15-7	PNC GOVT MONEY MARKET FUND03/02/2020	0.000		10,82800
74926P-69-6	TUGXX US Equity US Government Money Market03/10/2020	0.000		17,103,4080	31,119
825252-88-5	Invesco AIM STIT GOVT & AGENCY-INST MMF03/25/2020	0.000		27,640,2290	17,307
8699999. Subtotal - All Other Money Market Mutual Funds						116,270,634	0	219,705
8899999 - Total Cash Equivalents						199,241,498	0	282,365