



ANNUAL STATEMENT
For the Year Ended December 31, 2019
of the Condition and Affairs of the
Mid-Continent Excess and Surplus Insurance Company

NAIC Group Code..... 84, 84 (Current Period) (Prior Period)	NAIC Company Code..... 13794	Employer's ID Number..... 38-3803661
Organized under the Laws of DE	State of Domicile or Port of Entry DE	Country of Domicile US
Incorporated/Organized..... July 10, 2009	Commenced Business..... May 13, 2010	
Statutory Home Office	1209 Orange Street .. Wilmington .. DE .. US .. 19801 (Street and Number) (City or Town, State, Country and Zip Code)	
Main Administrative Office	1437 South Boulder Dr. .. Tulsa .. OK .. US .. 74119 (Street and Number) (City or Town, State, Country and Zip Code)	918-587-7221 (Area Code) (Telephone Number)
Mail Address	P.O. Box 3127 .. Tulsa .. OK .. US .. 74101 (Street and Number or P. O. Box) (City or Town, State, Country and Zip Code)	
Primary Location of Books and Records	1437 South Boulder Dr. .. Tulsa .. OK .. US .. 74119 (Street and Number) (City or Town, State, Country and Zip Code)	918-587-7221 (Area Code) (Telephone Number)
Internet Web Site Address	http://www.mcg-ins.com/	
Statutory Statement Contact	Gregory Patrick Jones (Name) gjones@mcg-ins.com (E-Mail Address)	918-587-7221 x61250 (Area Code) (Telephone Number) (Extension) 918-588-1253 (Fax Number)

Name		Title	
1. James Steven Davis		President and COO	
3. Gregory Patrick Jones		Senior Vice President, CFO & Treasurer	
Gary John Gruber		Chairman	
Stephen Charles Beraha		Assistant Secretary	
Howard Kim Baird		Assistant Treasurer	
Robert Jude Zbacnik		Assistant Treasurer	

Name		Title	
2. Sue Ann Erhart		Secretary	
4.			
OTHER			
Ronald James Brichler		Vice Chairman	
Sharon Lee Anne Hackl		Assistant Secretary	
David John Witzgall		Assistant Treasurer	

DIRECTORS OR TRUSTEES			
Ronald James Brichler	Michelle Ann Gillis	Gary John Gruber	Michael Eugene Sullivan Jr
David John Witzgall			

State of..... Delaware
County of..... New Castle

The officers of this reporting entity being duly sworn, each depose and say that they are the described officers of said reporting entity, and that on the reporting period stated above, all of the herein described assets were the absolute property of the said reporting entity, free and clear from any liens or claims thereon, except as herein stated, and that this statement, together with related exhibits, schedules and explanations therein contained, annexed or referred to, is a full and true statement of all the assets and liabilities and of the condition and affairs of the said reporting entity as of the reporting period stated above, and of its income and deductions therefrom for the period ended, and have been completed in accordance with the NAIC *Annual Statement Instructions and Accounting Practices and Procedures* manual except to the extent that: (1) state law may differ; or, (2) that state rules or regulations require differences in reporting not related to accounting practices and procedures, according to the best of their information, knowledge and belief, respectively. Furthermore, the scope of this attestation by the described officers also includes the related corresponding electronic filing with the NAIC, when required, that is an exact copy (except for formatting differences due to electronic filing) of the enclosed statement. The electronic filing may be requested by various regulators in lieu of or in addition to the enclosed statement.

(Signature) James Steven Davis	(Signature) Sue Ann Erhart	(Signature) Gregory Patrick Jones
1. (Printed Name) President and COO	2. (Printed Name) Secretary	3. (Printed Name) Senior Vice President, CFO & Treasurer
(Title)	(Title)	(Title)

Subscribed and sworn to before me	a. Is this an original filing?	Yes [X] No []
This _____ day of _____ 2020	b. If no	
	1. State the amendment number	_____
	2. Date filed	_____
	3. Number of pages attached	_____

EXHIBIT OF PREMIUMS AND LOSSES (Statutory Page 14)



NAIC Group Code....84 NAIC Company Code....13794

BUSINESS IN THE STATE OF ALASKA DURING THE YEAR

Line of Business	Gross Premiums, Including Policy and Membership Fees, Less Return Premiums and Premiums on Policies not Taken		3 Dividends Paid or Credited to Policyholders on Direct Business	4 Direct Unearned Premium Reserves	5 Direct Losses Paid (deducting salvage)	6 Direct Losses Incurred	7 Direct Losses Unpaid	8 Direct Defense and Cost Containment Expense Paid	9 Direct Defense and Cost Containment Expense Incurred	10 Direct Defense and Cost Containment Expense Unpaid	11 Commissions and Brokerage Expenses	12 Taxes, Licenses and Fees
	1 Direct Premiums Written	2 Direct Premiums Earned										
1. Fire.....												
2.1 Allied lines.....												
2.2 Multiple peril crop.....												
2.3 Federal flood.....												
2.4 Private crop.....												
2.5 Private flood.....												
3. Farmowners multiple peril.....												
4. Homeowners multiple peril.....												
5.1 Commercial multiple peril (non-liability portion).....												
5.2 Commercial multiple peril (liability portion).....												
6. Mortgage guaranty.....												
8. Ocean marine.....												
9. Inland marine.....												
10. Financial guaranty.....												
11. Medical professional liability.....												
12. Earthquake.....												
13. Group accident and health (b).....												
14. Credit A&H (group and individual).....												
15.1 Collectively renewable A&H (b).....												
15.2 Non-cancelable A&H (b).....												
15.3 Guaranteed renewable A&H (b).....												
15.4 Non-renewable for stated reasons only (b).....												
15.5 Other accident only.....												
15.6 Medicare Title XVIII exempt from state taxes or fees.....												
15.7 All other A&H (b).....												
15.8 Federal employees health benefits plan premium.....												
16. Workers' compensation.....												
17.1 Other liability-occurrence.....	49,003	55,309		12,665							9,776	147
17.2 Other liability-claims-made.....												
17.3 Excess workers' compensation.....												
18. Products liability.....	320	320		93							64	1
19.1 Private passenger auto no-fault (personal injury protection).....												
19.2 Other private passenger auto liability.....												
19.3 Commercial auto no-fault (personal injury protection).....												
19.4 Other commercial auto liability.....												
21.1 Private passenger auto physical damage.....												
21.2 Commercial auto physical damage.....												
22. Aircraft (all perils).....												
23. Fidelity.....												
24. Surety.....												
26. Burglary and theft.....												
27. Boiler and machinery.....												
28. Credit.....												
29. International.....												
30. Warranty.....												
34. Aggregate write-ins for other lines of business.....	0	0	0	0	0	0	0	0	0	0	0	0
35. TOTALS (a).....	49,323	55,629	0	12,758	0	0	0	0	0	0	9,840	148

DETAILS OF WRITE-INS

3401.												
3402.												
3403.												
3498. Summary of remaining write-ins for Line 34 from overflow page.....	0	0	0	0	0	0	0	0	0	0	0	0
3499. TOTALS (Lines 3401 through 3403 plus 3498) (Line 34 above).....	0	0	0	0	0	0	0	0	0	0	0	0

(a) Finance and service charges not included in Lines 1 to 35 \$.....0.

(b) For health business on indicated lines report: Number of persons insured under PPO managed care products.....0 and number of persons insured under indemnity only products.....0.

EXHIBIT OF PREMIUMS AND LOSSES (Statutory Page 14)



NAIC Group Code....84 NAIC Company Code....13794

BUSINESS IN THE STATE OF ALABAMA DURING THE YEAR

Line of Business	Gross Premiums, Including Policy and Membership Fees, Less Return Premiums and Premiums on Policies not Taken		3 Dividends Paid or Credited to Policyholders on Direct Business	4 Direct Unearned Premium Reserves	5 Direct Losses Paid (deducting salvage)	6 Direct Losses Incurred	7 Direct Losses Unpaid	8 Direct Defense and Cost Containment Expense Paid	9 Direct Defense and Cost Containment Expense Incurred	10 Direct Defense and Cost Containment Expense Unpaid	11 Commissions and Brokerage Expenses	12 Taxes, Licenses and Fees
	1 Direct Premiums Written	2 Direct Premiums Earned										
1. Fire.....												
2.1 Allied lines.....												
2.2 Multiple peril crop.....												
2.3 Federal flood.....												
2.4 Private crop.....												
2.5 Private flood.....												
3. Farmowners multiple peril.....												
4. Homeowners multiple peril.....												
5.1 Commercial multiple peril (non-liability portion).....												
5.2 Commercial multiple peril (liability portion).....												
6. Mortgage guaranty.....												
8. Ocean marine.....												
9. Inland marine.....												
10. Financial guaranty.....												
11. Medical professional liability.....												
12. Earthquake.....												
13. Group accident and health (b).....												
14. Credit A&H (group and individual).....												
15.1 Collectively renewable A&H (b).....												
15.2 Non-cancelable A&H (b).....												
15.3 Guaranteed renewable A&H (b).....												
15.4 Non-renewable for stated reasons only (b).....												
15.5 Other accident only.....												
15.6 Medicare Title XVIII exempt from state taxes or fees.....												
15.7 All other A&H (b).....												
15.8 Federal employees health benefits plan premium.....												
16. Workers' compensation.....												
17.1 Other liability-occurrence.....	6,237	6,839		3,419							1,190	19
17.2 Other liability-claims-made.....												
17.3 Excess workers' compensation.....												
18. Products liability.....	13,446	11,696		7,550							2,690	40
19.1 Private passenger auto no-fault (personal injury protection).....												
19.2 Other private passenger auto liability.....												
19.3 Commercial auto no-fault (personal injury protection).....												
19.4 Other commercial auto liability.....												
21.1 Private passenger auto physical damage.....												
21.2 Commercial auto physical damage.....												
22. Aircraft (all perils).....												
23. Fidelity.....												
24. Surety.....												
26. Burglary and theft.....												
27. Boiler and machinery.....												
28. Credit.....												
29. International.....												
30. Warranty.....												
34. Aggregate write-ins for other lines of business.....	0	0	0	0	0	0	0	0	0	0	0	0
35. TOTALS (a).....	19,683	18,535	0	10,969	0	0	0	0	0	0	3,880	59

DETAILS OF WRITE-INS

3401.												
3402.												
3403.												
3498. Summary of remaining write-ins for Line 34 from overflow page.....	0	0	0	0	0	0	0	0	0	0	0	0
3499. TOTALS (Lines 3401 through 3403 plus 3498) (Line 34 above).....	0	0	0	0	0	0	0	0	0	0	0	0

(a) Finance and service charges not included in Lines 1 to 35 \$.....0.

(b) For health business on indicated lines report: Number of persons insured under PPO managed care products.....0 and number of persons insured under indemnity only products.....0.

EXHIBIT OF PREMIUMS AND LOSSES (Statutory Page 14)



NAIC Group Code....84 NAIC Company Code....13794

BUSINESS IN THE STATE OF ARKANSAS DURING THE YEAR

Line of Business	Gross Premiums, Including Policy and Membership Fees, Less Return Premiums and Premiums on Policies not Taken		3 Dividends Paid or Credited to Policyholders on Direct Business	4 Direct Unearned Premium Reserves	5 Direct Losses Paid (deducting salvage)	6 Direct Losses Incurred	7 Direct Losses Unpaid	8 Direct Defense and Cost Containment Expense Paid	9 Direct Defense and Cost Containment Expense Incurred	10 Direct Defense and Cost Containment Expense Unpaid	11 Commissions and Brokerage Expenses	12 Taxes, Licenses and Fees
	1 Direct Premiums Written	2 Direct Premiums Earned										
1. Fire.....												
2.1 Allied lines.....												
2.2 Multiple peril crop.....												
2.3 Federal flood.....												
2.4 Private crop.....												
2.5 Private flood.....												
3. Farmowners multiple peril.....												
4. Homeowners multiple peril.....												
5.1 Commercial multiple peril (non-liability portion).....												
5.2 Commercial multiple peril (liability portion).....												
6. Mortgage guaranty.....												
8. Ocean marine.....												
9. Inland marine.....												
10. Financial guaranty.....												
11. Medical professional liability.....												
12. Earthquake.....												
13. Group accident and health (b).....												
14. Credit A&H (group and individual).....												
15.1 Collectively renewable A&H (b).....												
15.2 Non-cancelable A&H (b).....												
15.3 Guaranteed renewable A&H (b).....												
15.4 Non-renewable for stated reasons only (b).....												
15.5 Other accident only.....												
15.6 Medicare Title XVIII exempt from state taxes or fees.....												
15.7 All other A&H (b).....												
15.8 Federal employees health benefits plan premium.....												
16. Workers' compensation.....												
17.1 Other liability-occurrence.....	7,498	8,279		3,657							1,465	22
17.2 Other liability-claims-made.....	1,483	472		1,011							297	4
17.3 Excess workers' compensation.....												
18. Products liability.....												
19.1 Private passenger auto no-fault (personal injury protection).....												
19.2 Other private passenger auto liability.....												
19.3 Commercial auto no-fault (personal injury protection).....												
19.4 Other commercial auto liability.....												
21.1 Private passenger auto physical damage.....												
21.2 Commercial auto physical damage.....												
22. Aircraft (all perils).....												
23. Fidelity.....												
24. Surety.....												
26. Burglary and theft.....												
27. Boiler and machinery.....												
28. Credit.....												
29. International.....												
30. Warranty.....												
34. Aggregate write-ins for other lines of business.....	0	0	0	0	0	0	0	0	0	0	0	0
35. TOTALS (a).....	8,981	8,751	0	4,668	0	0	0	0	0	0	1,762	26

DETAILS OF WRITE-INS

3401.												
3402.												
3403.												
3498. Summary of remaining write-ins for Line 34 from overflow page.....	0	0	0	0	0	0	0	0	0	0	0	0
3499. TOTALS (Lines 3401 through 3403 plus 3498) (Line 34 above).....	0	0	0	0	0	0	0	0	0	0	0	0

(a) Finance and service charges not included in Lines 1 to 35 \$.....0.

(b) For health business on indicated lines report: Number of persons insured under PPO managed care products.....0 and number of persons insured under indemnity only products.....0.

EXHIBIT OF PREMIUMS AND LOSSES (Statutory Page 14)



NAIC Group Code....84 NAIC Company Code....13794

BUSINESS IN THE STATE OF ARIZONA DURING THE YEAR

Line of Business	Gross Premiums, Including Policy and Membership Fees, Less Return Premiums and Premiums on Policies not Taken		3 Dividends Paid or Credited to Policyholders on Direct Business	4 Direct Unearned Premium Reserves	5 Direct Losses Paid (deducting salvage)	6 Direct Losses Incurred	7 Direct Losses Unpaid	8 Direct Defense and Cost Containment Expense Paid	9 Direct Defense and Cost Containment Expense Incurred	10 Direct Defense and Cost Containment Expense Unpaid	11 Commissions and Brokerage Expenses	12 Taxes, Licenses and Fees
	1 Direct Premiums Written	2 Direct Premiums Earned										
1. Fire.....												
2.1 Allied lines.....												
2.2 Multiple peril crop.....												
2.3 Federal flood.....												
2.4 Private crop.....												
2.5 Private flood.....												
3. Farmowners multiple peril.....												
4. Homeowners multiple peril.....												
5.1 Commercial multiple peril (non-liability portion).....												
5.2 Commercial multiple peril (liability portion).....												
6. Mortgage guaranty.....												
8. Ocean marine.....												
9. Inland marine.....												
10. Financial guaranty.....												
11. Medical professional liability.....												
12. Earthquake.....												
13. Group accident and health (b).....												
14. Credit A&H (group and individual).....												
15.1 Collectively renewable A&H (b).....												
15.2 Non-cancelable A&H (b).....												
15.3 Guaranteed renewable A&H (b).....												
15.4 Non-renewable for stated reasons only (b).....												
15.5 Other accident only.....												
15.6 Medicare Title XVIII exempt from state taxes or fees.....												
15.7 All other A&H (b).....												
15.8 Federal employees health benefits plan premium.....												
16. Workers' compensation.....												
17.1 Other liability-occurrence.....	19,648	31,533		5,952							3,876	59
17.2 Other liability-claims-made.....												
17.3 Excess workers' compensation.....												
18. Products liability.....												
19.1 Private passenger auto no-fault (personal injury protection).....												
19.2 Other private passenger auto liability.....												
19.3 Commercial auto no-fault (personal injury protection).....												
19.4 Other commercial auto liability.....												
21.1 Private passenger auto physical damage.....												
21.2 Commercial auto physical damage.....												
22. Aircraft (all perils).....												
23. Fidelity.....												
24. Surety.....												
26. Burglary and theft.....												
27. Boiler and machinery.....												
28. Credit.....												
29. International.....												
30. Warranty.....												
34. Aggregate write-ins for other lines of business.....	0	0	0	0	0	0	0	0	0	0	0	0
35. TOTALS (a).....	19,648	31,533	0	5,952	0	0	0	0	0	0	3,876	59

DETAILS OF WRITE-INS

3401.												
3402.												
3403.												
3498. Summary of remaining write-ins for Line 34 from overflow page....	0	0	0	0	0	0	0	0	0	0	0	0
3499. TOTALS (Lines 3401 through 3403 plus 3498) (Line 34 above)....	0	0	0	0	0	0	0	0	0	0	0	0

(a) Finance and service charges not included in Lines 1 to 35 \$.....0.

(b) For health business on indicated lines report: Number of persons insured under PPO managed care products.....0 and number of persons insured under indemnity only products.....0.

EXHIBIT OF PREMIUMS AND LOSSES (Statutory Page 14)



NAIC Group Code....84 NAIC Company Code....13794

BUSINESS IN THE STATE OF CALIFORNIA DURING THE YEAR

Line of Business	Gross Premiums, Including Policy and Membership Fees, Less Return Premiums and Premiums on Policies not Taken		3 Dividends Paid or Credited to Policyholders on Direct Business	4 Direct Unearned Premium Reserves	5 Direct Losses Paid (deducting salvage)	6 Direct Losses Incurred	7 Direct Losses Unpaid	8 Direct Defense and Cost Containment Expense Paid	9 Direct Defense and Cost Containment Expense Incurred	10 Direct Defense and Cost Containment Expense Unpaid	11 Commissions and Brokerage Expenses	12 Taxes, Licenses and Fees
	1 Direct Premiums Written	2 Direct Premiums Earned										
1. Fire.....												
2.1 Allied lines.....												
2.2 Multiple peril crop.....												
2.3 Federal flood.....												
2.4 Private crop.....												
2.5 Private flood.....												
3. Farmowners multiple peril.....												
4. Homeowners multiple peril.....												
5.1 Commercial multiple peril (non-liability portion).....												
5.2 Commercial multiple peril (liability portion).....												
6. Mortgage guaranty.....												
8. Ocean marine.....												
9. Inland marine.....												
10. Financial guaranty.....												
11. Medical professional liability.....												
12. Earthquake.....												
13. Group accident and health (b).....												
14. Credit A&H (group and individual).....												
15.1 Collectively renewable A&H (b).....												
15.2 Non-cancelable A&H (b).....												
15.3 Guaranteed renewable A&H (b).....												
15.4 Non-renewable for stated reasons only (b).....												
15.5 Other accident only.....												
15.6 Medicare Title XVIII exempt from state taxes or fees.....												
15.7 All other A&H (b).....												
15.8 Federal employees health benefits plan premium.....												
16. Workers' compensation.....												
17.1 Other liability-occurrence.....												
17.2 Other liability-claims-made.....												
17.3 Excess workers' compensation.....												
18. Products liability.....												
19.1 Private passenger auto no-fault (personal injury protection).....												
19.2 Other private passenger auto liability.....												
19.3 Commercial auto no-fault (personal injury protection).....												
19.4 Other commercial auto liability.....												
21.1 Private passenger auto physical damage.....												
21.2 Commercial auto physical damage.....												
22. Aircraft (all perils).....												
23. Fidelity.....												
24. Surety.....												
26. Burglary and theft.....												
27. Boiler and machinery.....												
28. Credit.....												
29. International.....												
30. Warranty.....												
34. Aggregate write-ins for other lines of business.....	0	0	0	0	0	0	0	0	0	0	0	0
35. TOTALS (a).....	0	0	0	0	0	0	0	0	0	0	0	0

DETAILS OF WRITE-INS

3401.												
3402.												
3403.												
3498. Summary of remaining write-ins for Line 34 from overflow page.....	0	0	0	0	0	0	0	0	0	0	0	0
3499. TOTALS (Lines 3401 through 3403 plus 3498) (Line 34 above).....	0	0	0	0	0	0	0	0	0	0	0	0

(a) Finance and service charges not included in Lines 1 to 35 \$.....0.

(b) For health business on indicated lines report: Number of persons insured under PPO managed care products.....0 and number of persons insured under indemnity only products.....0.

EXHIBIT OF PREMIUMS AND LOSSES (Statutory Page 14)



NAIC Group Code....84 NAIC Company Code....13794

BUSINESS IN THE STATE OF COLORADO DURING THE YEAR

Line of Business	Gross Premiums, Including Policy and Membership Fees, Less Return Premiums and Premiums on Policies not Taken		3 Dividends Paid or Credited to Policyholders on Direct Business	4 Direct Unearned Premium Reserves	5 Direct Losses Paid (deducting salvage)	6 Direct Losses Incurred	7 Direct Losses Unpaid	8 Direct Defense and Cost Containment Expense Paid	9 Direct Defense and Cost Containment Expense Incurred	10 Direct Defense and Cost Containment Expense Unpaid	11 Commissions and Brokerage Expenses	12 Taxes, Licenses and Fees
	1 Direct Premiums Written	2 Direct Premiums Earned										
1. Fire.....												
2.1 Allied lines.....												
2.2 Multiple peril crop.....												
2.3 Federal flood.....												
2.4 Private crop.....												
2.5 Private flood.....												
3. Farmowners multiple peril.....												
4. Homeowners multiple peril.....												
5.1 Commercial multiple peril (non-liability portion).....												
5.2 Commercial multiple peril (liability portion).....												
6. Mortgage guaranty.....												
8. Ocean marine.....												
9. Inland marine.....												
10. Financial guaranty.....												
11. Medical professional liability.....												
12. Earthquake.....												
13. Group accident and health (b).....												
14. Credit A&H (group and individual).....												
15.1 Collectively renewable A&H (b).....												
15.2 Non-cancelable A&H (b).....												
15.3 Guaranteed renewable A&H (b).....												
15.4 Non-renewable for stated reasons only (b).....												
15.5 Other accident only.....												
15.6 Medicare Title XVIII exempt from state taxes or fees.....												
15.7 All other A&H (b).....												
15.8 Federal employees health benefits plan premium.....												
16. Workers' compensation.....												
17.1 Other liability-occurrence.....	67,559	70,750		27,941		171,118	171,575	9,673	124,272	115,333	13,214	203
17.2 Other liability-claims-made.....	2,660	1,232		1,428							532	8
17.3 Excess workers' compensation.....												
18. Products liability.....	2,435	2,738		2,581							424	7
19.1 Private passenger auto no-fault (personal injury protection).....												
19.2 Other private passenger auto liability.....												
19.3 Commercial auto no-fault (personal injury protection).....												
19.4 Other commercial auto liability.....												
21.1 Private passenger auto physical damage.....												
21.2 Commercial auto physical damage.....												
22. Aircraft (all perils).....												
23. Fidelity.....												
24. Surety.....												
26. Burglary and theft.....												
27. Boiler and machinery.....												
28. Credit.....												
29. International.....												
30. Warranty.....												
34. Aggregate write-ins for other lines of business.....	0	0	0	0	0	0	0	0	0	0	0	0
35. TOTALS (a).....	72,654	74,720	0	31,950	0	171,118	171,575	9,673	124,272	115,333	14,170	218

DETAILS OF WRITE-INS

3401.												
3402.												
3403.												
3498. Summary of remaining write-ins for Line 34 from overflow page.....	0	0	0	0	0	0	0	0	0	0	0	0
3499. TOTALS (Lines 3401 through 3403 plus 3498) (Line 34 above).....	0	0	0	0	0	0	0	0	0	0	0	0

(a) Finance and service charges not included in Lines 1 to 35 \$.....0.

(b) For health business on indicated lines report: Number of persons insured under PPO managed care products.....0 and number of persons insured under indemnity only products.....0.

EXHIBIT OF PREMIUMS AND LOSSES (Statutory Page 14)



NAIC Group Code....84 NAIC Company Code....13794

BUSINESS IN THE STATE OF CONNECTICUT DURING THE YEAR

Line of Business	Gross Premiums, Including Policy and Membership Fees, Less Return Premiums and Premiums on Policies not Taken		3 Dividends Paid or Credited to Policyholders on Direct Business	4 Direct Unearned Premium Reserves	5 Direct Losses Paid (deducting salvage)	6 Direct Losses Incurred	7 Direct Losses Unpaid	8 Direct Defense and Cost Containment Expense Paid	9 Direct Defense and Cost Containment Expense Incurred	10 Direct Defense and Cost Containment Expense Unpaid	11 Commissions and Brokerage Expenses	12 Taxes, Licenses and Fees
	1 Direct Premiums Written	2 Direct Premiums Earned										
1. Fire.....												
2.1 Allied lines.....												
2.2 Multiple peril crop.....												
2.3 Federal flood.....												
2.4 Private crop.....												
2.5 Private flood.....												
3. Farmowners multiple peril.....												
4. Homeowners multiple peril.....												
5.1 Commercial multiple peril (non-liability portion).....												
5.2 Commercial multiple peril (liability portion).....												
6. Mortgage guaranty.....												
8. Ocean marine.....												
9. Inland marine.....												
10. Financial guaranty.....												
11. Medical professional liability.....												
12. Earthquake.....												
13. Group accident and health (b).....												
14. Credit A&H (group and individual).....												
15.1 Collectively renewable A&H (b).....												
15.2 Non-cancelable A&H (b).....												
15.3 Guaranteed renewable A&H (b).....												
15.4 Non-renewable for stated reasons only (b).....												
15.5 Other accident only.....												
15.6 Medicare Title XVIII exempt from state taxes or fees.....												
15.7 All other A&H (b).....												
15.8 Federal employees health benefits plan premium.....												
16. Workers' compensation.....												
17.1 Other liability-occurrence.....	3,714	3,618		1,881	69,736	(39,528)	54,767	33,713	(197,380)	24,111	743	11
17.2 Other liability-claims-made.....	73,040	40,038		33,002							14,607	219
17.3 Excess workers' compensation.....												
18. Products liability.....						55,699	55,699	11,272	48,430	37,158		
19.1 Private passenger auto no-fault (personal injury protection).....												
19.2 Other private passenger auto liability.....												
19.3 Commercial auto no-fault (personal injury protection).....												
19.4 Other commercial auto liability.....												
21.1 Private passenger auto physical damage.....												
21.2 Commercial auto physical damage.....												
22. Aircraft (all perils).....												
23. Fidelity.....												
24. Surety.....												
26. Burglary and theft.....												
27. Boiler and machinery.....												
28. Credit.....												
29. International.....												
30. Warranty.....												
34. Aggregate write-ins for other lines of business.....	0	0	0	0	0	0	0	0	0	0	0	0
35. TOTALS (a).....	76,754	43,656	0	34,883	69,736	16,171	110,466	44,985	(148,950)	61,269	15,350	230
DETAILS OF WRITE-INS												
3401.												
3402.												
3403.												
3498. Summary of remaining write-ins for Line 34 from overflow page.....	0	0	0	0	0	0	0	0	0	0	0	0
3499. TOTALS (Lines 3401 through 3403 plus 3498) (Line 34 above).....	0	0	0	0	0	0	0	0	0	0	0	0

(a) Finance and service charges not included in Lines 1 to 35 \$.....0.

(b) For health business on indicated lines report: Number of persons insured under PPO managed care products.....0 and number of persons insured under indemnity only products.....0.

EXHIBIT OF PREMIUMS AND LOSSES (Statutory Page 14)



NAIC Group Code....84 NAIC Company Code....13794

BUSINESS IN THE STATE OF DISTRICT OF COLUMBIA DURING THE YEAR

Line of Business	Gross Premiums, Including Policy and Membership Fees, Less Return Premiums and Premiums on Policies not Taken		3 Dividends Paid or Credited to Policyholders on Direct Business	4 Direct Unearned Premium Reserves	5 Direct Losses Paid (deducting salvage)	6 Direct Losses Incurred	7 Direct Losses Unpaid	8 Direct Defense and Cost Containment Expense Paid	9 Direct Defense and Cost Containment Expense Incurred	10 Direct Defense and Cost Containment Expense Unpaid	11 Commissions and Brokerage Expenses	12 Taxes, Licenses and Fees
	1 Direct Premiums Written	2 Direct Premiums Earned										
1. Fire.....												
2.1 Allied lines.....												
2.2 Multiple peril crop.....												
2.3 Federal flood.....												
2.4 Private crop.....												
2.5 Private flood.....												
3. Farmowners multiple peril.....												
4. Homeowners multiple peril.....												
5.1 Commercial multiple peril (non-liability portion).....												
5.2 Commercial multiple peril (liability portion).....												
6. Mortgage guaranty.....												
8. Ocean marine.....												
9. Inland marine.....												
10. Financial guaranty.....												
11. Medical professional liability.....												
12. Earthquake.....												
13. Group accident and health (b).....												
14. Credit A&H (group and individual).....												
15.1 Collectively renewable A&H (b).....												
15.2 Non-cancelable A&H (b).....												
15.3 Guaranteed renewable A&H (b).....												
15.4 Non-renewable for stated reasons only (b).....												
15.5 Other accident only.....												
15.6 Medicare Title XVIII exempt from state taxes or fees.....												
15.7 All other A&H (b).....												
15.8 Federal employees health benefits plan premium.....												
16. Workers' compensation.....												
17.1 Other liability-occurrence.....												
17.2 Other liability-claims-made.....												
17.3 Excess workers' compensation.....												
18. Products liability.....												
19.1 Private passenger auto no-fault (personal injury protection).....												
19.2 Other private passenger auto liability.....												
19.3 Commercial auto no-fault (personal injury protection).....												
19.4 Other commercial auto liability.....												
21.1 Private passenger auto physical damage.....												
21.2 Commercial auto physical damage.....												
22. Aircraft (all perils).....												
23. Fidelity.....												
24. Surety.....												
26. Burglary and theft.....												
27. Boiler and machinery.....												
28. Credit.....												
29. International.....												
30. Warranty.....												
34. Aggregate write-ins for other lines of business.....	0	0	0	0	0	0	0	0	0	0	0	0
35. TOTALS (a).....	0	0	0	0	0	0	0	0	0	0	0	0

DETAILS OF WRITE-INS

3401.												
3402.												
3403.												
3498. Summary of remaining write-ins for Line 34 from overflow page.....	0	0	0	0	0	0	0	0	0	0	0	0
3499. TOTALS (Lines 3401 through 3403 plus 3498) (Line 34 above).....	0	0	0	0	0	0	0	0	0	0	0	0

(a) Finance and service charges not included in Lines 1 to 35 \$.....0.

(b) For health business on indicated lines report: Number of persons insured under PPO managed care products.....0 and number of persons insured under indemnity only products.....0.

EXHIBIT OF PREMIUMS AND LOSSES (Statutory Page 14)



NAIC Group Code....84 NAIC Company Code....13794

BUSINESS IN THE STATE OF DELAWARE DURING THE YEAR

Line of Business	Gross Premiums, Including Policy and Membership Fees, Less Return Premiums and Premiums on Policies not Taken		3 Dividends Paid or Credited to Policyholders on Direct Business	4 Direct Unearned Premium Reserves	5 Direct Losses Paid (deducting salvage)	6 Direct Losses Incurred	7 Direct Losses Unpaid	8 Direct Defense and Cost Containment Expense Paid	9 Direct Defense and Cost Containment Expense Incurred	10 Direct Defense and Cost Containment Expense Unpaid	11 Commissions and Brokerage Expenses	12 Taxes, Licenses and Fees
	1 Direct Premiums Written	2 Direct Premiums Earned										
1. Fire.....												
2.1 Allied lines.....												
2.2 Multiple peril crop.....												
2.3 Federal flood.....												
2.4 Private crop.....												
2.5 Private flood.....												
3. Farmowners multiple peril.....												
4. Homeowners multiple peril.....												
5.1 Commercial multiple peril (non-liability portion).....												
5.2 Commercial multiple peril (liability portion).....												
6. Mortgage guaranty.....												
8. Ocean marine.....												
9. Inland marine.....												
10. Financial guaranty.....												
11. Medical professional liability.....												
12. Earthquake.....												
13. Group accident and health (b).....												
14. Credit A&H (group and individual).....												
15.1 Collectively renewable A&H (b).....												
15.2 Non-cancelable A&H (b).....												
15.3 Guaranteed renewable A&H (b).....												
15.4 Non-renewable for stated reasons only (b).....												
15.5 Other accident only.....												
15.6 Medicare Title XVIII exempt from state taxes or fees.....												
15.7 All other A&H (b).....												
15.8 Federal employees health benefits plan premium.....												
16. Workers' compensation.....												
17.1 Other liability-occurrence.....	1,250	1,250		990							250	4
17.2 Other liability-claims-made.....	6,618	1,779		4,839							1,323	20
17.3 Excess workers' compensation.....												
18. Products liability.....												
19.1 Private passenger auto no-fault (personal injury protection).....												
19.2 Other private passenger auto liability.....												
19.3 Commercial auto no-fault (personal injury protection).....												
19.4 Other commercial auto liability.....												
21.1 Private passenger auto physical damage.....												
21.2 Commercial auto physical damage.....												
22. Aircraft (all perils).....												
23. Fidelity.....												
24. Surety.....												
26. Burglary and theft.....												
27. Boiler and machinery.....												
28. Credit.....												
29. International.....												
30. Warranty.....												
34. Aggregate write-ins for other lines of business.....	0	0	0	0	0	0	0	0	0	0	0	0
35. TOTALS (a).....	7,868	3,029	0	5,829	0	0	0	0	0	0	1,573	24

DETAILS OF WRITE-INS

3401.												
3402.												
3403.												
3498. Summary of remaining write-ins for Line 34 from overflow page....	0	0	0	0	0	0	0	0	0	0	0	0
3499. TOTALS (Lines 3401 through 3403 plus 3498) (Line 34 above)....	0	0	0	0	0	0	0	0	0	0	0	0

(a) Finance and service charges not included in Lines 1 to 35 \$.....0.

(b) For health business on indicated lines report: Number of persons insured under PPO managed care products.....0 and number of persons insured under indemnity only products.....0.

EXHIBIT OF PREMIUMS AND LOSSES (Statutory Page 14)



NAIC Group Code....84 NAIC Company Code....13794

BUSINESS IN THE STATE OF FLORIDA DURING THE YEAR

Line of Business	Gross Premiums, Including Policy and Membership Fees, Less Return Premiums and Premiums on Policies not Taken		3 Dividends Paid or Credited to Policyholders on Direct Business	4 Direct Unearned Premium Reserves	5 Direct Losses Paid (deducting salvage)	6 Direct Losses Incurred	7 Direct Losses Unpaid	8 Direct Defense and Cost Containment Expense Paid	9 Direct Defense and Cost Containment Expense Incurred	10 Direct Defense and Cost Containment Expense Unpaid	11 Commissions and Brokerage Expenses	12 Taxes, Licenses and Fees
	1 Direct Premiums Written	2 Direct Premiums Earned										
1. Fire.....												
2.1 Allied lines.....												
2.2 Multiple peril crop.....												
2.3 Federal flood.....												
2.4 Private crop.....												
2.5 Private flood.....												
3. Farmowners multiple peril.....												
4. Homeowners multiple peril.....												
5.1 Commercial multiple peril (non-liability portion).....												
5.2 Commercial multiple peril (liability portion).....												
6. Mortgage guaranty.....												
8. Ocean marine.....												
9. Inland marine.....												
10. Financial guaranty.....												
11. Medical professional liability.....												
12. Earthquake.....												
13. Group accident and health (b).....												
14. Credit A&H (group and individual).....												
15.1 Collectively renewable A&H (b).....												
15.2 Non-cancelable A&H (b).....												
15.3 Guaranteed renewable A&H (b).....												
15.4 Non-renewable for stated reasons only (b).....												
15.5 Other accident only.....												
15.6 Medicare Title XVIII exempt from state taxes or fees.....												
15.7 All other A&H (b).....												
15.8 Federal employees health benefits plan premium.....												
16. Workers' compensation.....												
17.1 Other liability-occurrence.....	89,975	137,646		47,213		(8,193)	14,082	75,578	53,556		16,078	270
17.2 Other liability-claims-made.....												
17.3 Excess workers' compensation.....												
18. Products liability.....	4,102	6,235		2,472	129,500	301,599	440,597	81,886	133,383	228,143	797	12
19.1 Private passenger auto no-fault (personal injury protection).....												
19.2 Other private passenger auto liability.....												
19.3 Commercial auto no-fault (personal injury protection).....												
19.4 Other commercial auto liability.....												
21.1 Private passenger auto physical damage.....												
21.2 Commercial auto physical damage.....												
22. Aircraft (all perils).....												
23. Fidelity.....												
24. Surety.....												
26. Burglary and theft.....												
27. Boiler and machinery.....												
28. Credit.....												
29. International.....												
30. Warranty.....												
34. Aggregate write-ins for other lines of business.....	0	0	0	0	0	0	0	0	0	0	0	0
35. TOTALS (a).....	94,077	143,881	0	49,685	129,500	293,406	454,679	157,464	186,939	228,143	16,875	282

DETAILS OF WRITE-INS

3401.												
3402.												
3403.												
3498. Summary of remaining write-ins for Line 34 from overflow page.....	0	0	0	0	0	0	0	0	0	0	0	0
3499. TOTALS (Lines 3401 through 3403 plus 3498) (Line 34 above).....	0	0	0	0	0	0	0	0	0	0	0	0

(a) Finance and service charges not included in Lines 1 to 35 \$.....0.

(b) For health business on indicated lines report: Number of persons insured under PPO managed care products.....0 and number of persons insured under indemnity only products.....0.

EXHIBIT OF PREMIUMS AND LOSSES (Statutory Page 14)



NAIC Group Code....84 NAIC Company Code....13794

BUSINESS IN THE STATE OF GEORGIA DURING THE YEAR

Line of Business	Gross Premiums, Including Policy and Membership Fees, Less Return Premiums and Premiums on Policies not Taken		Dividends Paid or Credited to Policyholders on Direct Business	Direct Unearned Premium Reserves	Direct Losses Paid (deducting salvage)	Direct Losses Incurred	Direct Losses Unpaid	Direct Defense and Cost Containment Expense Paid	Direct Defense and Cost Containment Expense Incurred	Direct Defense and Cost Containment Expense Unpaid	Commissions and Brokerage Expenses	Taxes, Licenses and Fees
	Direct Premiums Written	Direct Premiums Earned										
1. Fire.....												
2.1 Allied lines.....												
2.2 Multiple peril crop.....												
2.3 Federal flood.....												
2.4 Private crop.....												
2.5 Private flood.....												
3. Farmowners multiple peril.....												
4. Homeowners multiple peril.....												
5.1 Commercial multiple peril (non-liability portion).....												
5.2 Commercial multiple peril (liability portion).....		4,008										
6. Mortgage guaranty.....												
8. Ocean marine.....												
9. Inland marine.....												
10. Financial guaranty.....												
11. Medical professional liability.....												
12. Earthquake.....												
13. Group accident and health (b).....												
14. Credit A&H (group and individual).....												
15.1 Collectively renewable A&H (b).....												
15.2 Non-cancelable A&H (b).....												
15.3 Guaranteed renewable A&H (b).....												
15.4 Non-renewable for stated reasons only (b).....												
15.5 Other accident only.....												
15.6 Medicare Title XVIII exempt from state taxes or fees.....												
15.7 All other A&H (b).....												
15.8 Federal employees health benefits plan premium.....												
16. Workers' compensation.....												
17.1 Other liability-occurrence.....	94,742	119,879		49,338	682,500	593,895	145,947	24,479	(326,455)	9,661	18,280	284
17.2 Other liability-claims-made.....												
17.3 Excess workers' compensation.....												
18. Products liability.....	64,542	61,854		29,044		173,910	358,837	263,235	316,458	136,789	12,901	194
19.1 Private passenger auto no-fault (personal injury protection).....												
19.2 Other private passenger auto liability.....												
19.3 Commercial auto no-fault (personal injury protection).....												
19.4 Other commercial auto liability.....												
21.1 Private passenger auto physical damage.....												
21.2 Commercial auto physical damage.....												
22. Aircraft (all perils).....												
23. Fidelity.....												
24. Surety.....												
26. Burglary and theft.....												
27. Boiler and machinery.....												
28. Credit.....												
29. International.....												
30. Warranty.....												
34. Aggregate write-ins for other lines of business.....	0	0	0	0	0	0	0	0	0	0	0	0
35. TOTALS (a).....	159,284	185,741	0	78,382	682,500	767,805	504,784	287,714	(9,997)	146,450	31,181	478
DETAILS OF WRITE-INS												
3401.												
3402.												
3403.												
3498. Summary of remaining write-ins for Line 34 from overflow page.....	0	0	0	0	0	0	0	0	0	0	0	0
3499. TOTALS (Lines 3401 through 3403 plus 3498) (Line 34 above).....	0	0	0	0	0	0	0	0	0	0	0	0

(a) Finance and service charges not included in Lines 1 to 35 \$.....0.

(b) For health business on indicated lines report: Number of persons insured under PPO managed care products.....0 and number of persons insured under indemnity only products.....0.

EXHIBIT OF PREMIUMS AND LOSSES (Statutory Page 14)



NAIC Group Code....84 NAIC Company Code....13794

BUSINESS IN GRAND TOTAL DURING THE YEAR

Line of Business	Gross Premiums, Including Policy and Membership Fees, Less Return Premiums and Premiums on Policies not Taken		3 Dividends Paid or Credited to Policyholders on Direct Business	4 Direct Unearned Premium Reserves	5 Direct Losses Paid (deducting salvage)	6 Direct Losses Incurred	7 Direct Losses Unpaid	8 Direct Defense and Cost Containment Expense Paid	9 Direct Defense and Cost Containment Expense Incurred	10 Direct Defense and Cost Containment Expense Unpaid	11 Commissions and Brokerage Expenses	12 Taxes, Licenses and Fees
	1 Direct Premiums Written	2 Direct Premiums Earned										
1. Fire.....												
2.1 Allied lines.....												
2.2 Multiple peril crop.....												
2.3 Federal flood.....												
2.4 Private crop.....												
2.5 Private flood.....												
3. Farmowners multiple peril.....												
4. Homeowners multiple peril.....												
5.1 Commercial multiple peril (non-liability portion).....												
5.2 Commercial multiple peril (liability portion).....		4,008			22,000	41,073	40,000		(764)			
6. Mortgage guaranty.....												
8. Ocean marine.....												
9. Inland marine.....												
10. Financial guaranty.....												
11. Medical professional liability.....												
12. Earthquake.....												
13. Group accident and health (b).....												
14. Credit A&H (group and individual).....												
15.1 Collectively renewable A&H (b).....												
15.2 Non-cancelable A&H (b).....												
15.3 Guaranteed renewable A&H (b).....												
15.4 Non-renewable for stated reasons only (b).....												
15.5 Other accident only.....												
15.6 Medicare Title XVIII exempt from state taxes or fees.....												
15.7 All other A&H (b).....												
15.8 Federal employees health benefits plan premium.....												
16. Workers' compensation.....												
17.1 Other liability-occurrence.....	1,444,856	1,571,564		574,295	1,100,801	1,770,916	2,688,140	1,017,938	(234,035)	1,557,659	265,128	4,294
17.2 Other liability-claims-made.....	430,710	194,668		236,042							86,140	1,292
17.3 Excess workers' compensation.....												
18. Products liability.....	411,700	380,409		153,585	172,909	340,152	1,202,000	491,997	424,159	574,919	72,788	1,232
19.1 Private passenger auto no-fault (personal injury protection).....												
19.2 Other private passenger auto liability.....												
19.3 Commercial auto no-fault (personal injury protection).....												
19.4 Other commercial auto liability.....												
21.1 Private passenger auto physical damage.....												
21.2 Commercial auto physical damage.....												
22. Aircraft (all perils).....												
23. Fidelity.....												
24. Surety.....												
26. Burglary and theft.....												
27. Boiler and machinery.....												
28. Credit.....												
29. International.....												
30. Warranty.....												
34. Aggregate write-ins for other lines of business.....	0	0	0	0	0	0	0	0	0	0	0	0
35. TOTALS (a).....	2,287,266	2,150,649	0	963,922	1,295,710	2,152,141	3,930,140	1,509,935	189,360	2,132,578	424,056	6,818

DETAILS OF WRITE-INS

3401.												
3402.												
3403.												
3498. Summary of remaining write-ins for Line 34 from overflow page.....	0	0	0	0	0	0	0	0	0	0	0	0
3499. TOTALS (Lines 3401 through 3403 plus 3498) (Line 34 above).....	0	0	0	0	0	0	0	0	0	0	0	0

(a) Finance and service charges not included in Lines 1 to 35 \$.....0.

(b) For health business on indicated lines report: Number of persons insured under PPO managed care products.....0 and number of persons insured under indemnity only products.....0.

EXHIBIT OF PREMIUMS AND LOSSES (Statutory Page 14)



NAIC Group Code....84 NAIC Company Code....13794

BUSINESS IN THE STATE OF HAWAII DURING THE YEAR

Line of Business	Gross Premiums, Including Policy and Membership Fees, Less Return Premiums and Premiums on Policies not Taken		3 Dividends Paid or Credited to Policyholders on Direct Business	4 Direct Unearned Premium Reserves	5 Direct Losses Paid (deducting salvage)	6 Direct Losses Incurred	7 Direct Losses Unpaid	8 Direct Defense and Cost Containment Expense Paid	9 Direct Defense and Cost Containment Expense Incurred	10 Direct Defense and Cost Containment Expense Unpaid	11 Commissions and Brokerage Expenses	12 Taxes, Licenses and Fees
	1 Direct Premiums Written	2 Direct Premiums Earned										
1. Fire.....												
2.1 Allied lines.....												
2.2 Multiple peril crop.....												
2.3 Federal flood.....												
2.4 Private crop.....												
2.5 Private flood.....												
3. Farmowners multiple peril.....												
4. Homeowners multiple peril.....												
5.1 Commercial multiple peril (non-liability portion).....												
5.2 Commercial multiple peril (liability portion).....												
6. Mortgage guaranty.....												
8. Ocean marine.....												
9. Inland marine.....												
10. Financial guaranty.....												
11. Medical professional liability.....												
12. Earthquake.....												
13. Group accident and health (b).....												
14. Credit A&H (group and individual).....												
15.1 Collectively renewable A&H (b).....												
15.2 Non-cancelable A&H (b).....												
15.3 Guaranteed renewable A&H (b).....												
15.4 Non-renewable for stated reasons only (b).....												
15.5 Other accident only.....												
15.6 Medicare Title XVIII exempt from state taxes or fees.....												
15.7 All other A&H (b).....												
15.8 Federal employees health benefits plan premium.....												
16. Workers' compensation.....												
17.1 Other liability-occurrence.....	10,787	14,684		3,384	(500)	101,914	370,004	115,916	(57,667)	236,749	2,158	32
17.2 Other liability-claims-made.....												
17.3 Excess workers' compensation.....												
18. Products liability.....	788	788		164							158	2
19.1 Private passenger auto no-fault (personal injury protection).....												
19.2 Other private passenger auto liability.....												
19.3 Commercial auto no-fault (personal injury protection).....												
19.4 Other commercial auto liability.....												
21.1 Private passenger auto physical damage.....												
21.2 Commercial auto physical damage.....												
22. Aircraft (all perils).....												
23. Fidelity.....												
24. Surety.....												
26. Burglary and theft.....												
27. Boiler and machinery.....												
28. Credit.....												
29. International.....												
30. Warranty.....												
34. Aggregate write-ins for other lines of business.....	0	0	0	0	0	0	0	0	0	0	0	0
35. TOTALS (a).....	11,575	15,472	0	3,548	(500)	101,914	370,004	115,916	(57,667)	236,749	2,316	34

DETAILS OF WRITE-INS

3401.												
3402.												
3403.												
3498. Summary of remaining write-ins for Line 34 from overflow page.....	0	0	0	0	0	0	0	0	0	0	0	0
3499. TOTALS (Lines 3401 through 3403 plus 3498) (Line 34 above).....	0	0	0	0	0	0	0	0	0	0	0	0

(a) Finance and service charges not included in Lines 1 to 35 \$.....0.

(b) For health business on indicated lines report: Number of persons insured under PPO managed care products.....0 and number of persons insured under indemnity only products.....0.

EXHIBIT OF PREMIUMS AND LOSSES (Statutory Page 14)



NAIC Group Code....84 NAIC Company Code....13794

BUSINESS IN THE STATE OF IOWA DURING THE YEAR

Line of Business	Gross Premiums, Including Policy and Membership Fees, Less Return Premiums and Premiums on Policies not Taken		3 Dividends Paid or Credited to Policyholders on Direct Business	4 Direct Unearned Premium Reserves	5 Direct Losses Paid (deducting salvage)	6 Direct Losses Incurred	7 Direct Losses Unpaid	8 Direct Defense and Cost Containment Expense Paid	9 Direct Defense and Cost Containment Expense Incurred	10 Direct Defense and Cost Containment Expense Unpaid	11 Commissions and Brokerage Expenses	12 Taxes, Licenses and Fees
	1 Direct Premiums Written	2 Direct Premiums Earned										
1. Fire.....												
2.1 Allied lines.....												
2.2 Multiple peril crop.....												
2.3 Federal flood.....												
2.4 Private crop.....												
2.5 Private flood.....												
3. Farmowners multiple peril.....												
4. Homeowners multiple peril.....												
5.1 Commercial multiple peril (non-liability portion).....												
5.2 Commercial multiple peril (liability portion).....												
6. Mortgage guaranty.....												
8. Ocean marine.....												
9. Inland marine.....												
10. Financial guaranty.....												
11. Medical professional liability.....												
12. Earthquake.....												
13. Group accident and health (b).....												
14. Credit A&H (group and individual).....												
15.1 Collectively renewable A&H (b).....												
15.2 Non-cancelable A&H (b).....												
15.3 Guaranteed renewable A&H (b).....												
15.4 Non-renewable for stated reasons only (b).....												
15.5 Other accident only.....												
15.6 Medicare Title XVIII exempt from state taxes or fees.....												
15.7 All other A&H (b).....												
15.8 Federal employees health benefits plan premium.....												
16. Workers' compensation.....												
17.1 Other liability-occurrence.....	1,776	4,645									313	5
17.2 Other liability-claims-made.....	49,614	20,793		28,821							9,924	149
17.3 Excess workers' compensation.....												
18. Products liability.....	1,098	2,688									192	3
19.1 Private passenger auto no-fault (personal injury protection).....												
19.2 Other private passenger auto liability.....												
19.3 Commercial auto no-fault (personal injury protection).....												
19.4 Other commercial auto liability.....												
21.1 Private passenger auto physical damage.....												
21.2 Commercial auto physical damage.....												
22. Aircraft (all perils).....												
23. Fidelity.....												
24. Surety.....												
26. Burglary and theft.....												
27. Boiler and machinery.....												
28. Credit.....												
29. International.....												
30. Warranty.....												
34. Aggregate write-ins for other lines of business.....	0	0	0	0	0	0	0	0	0	0	0	0
35. TOTALS (a).....	52,488	28,126	0	28,821	0	0	0	0	0	0	10,429	157

DETAILS OF WRITE-INS

3401.												
3402.												
3403.												
3498. Summary of remaining write-ins for Line 34 from overflow page.....	0	0	0	0	0	0	0	0	0	0	0	0
3499. TOTALS (Lines 3401 through 3403 plus 3498) (Line 34 above).....	0	0	0	0	0	0	0	0	0	0	0	0

(a) Finance and service charges not included in Lines 1 to 35 \$.....0.

(b) For health business on indicated lines report: Number of persons insured under PPO managed care products.....0 and number of persons insured under indemnity only products.....0.

EXHIBIT OF PREMIUMS AND LOSSES (Statutory Page 14)



NAIC Group Code....84 NAIC Company Code....13794

BUSINESS IN THE STATE OF IDAHO DURING THE YEAR

Line of Business	Gross Premiums, Including Policy and Membership Fees, Less Return Premiums and Premiums on Policies not Taken		3 Dividends Paid or Credited to Policyholders on Direct Business	4 Direct Unearned Premium Reserves	5 Direct Losses Paid (deducting salvage)	6 Direct Losses Incurred	7 Direct Losses Unpaid	8 Direct Defense and Cost Containment Expense Paid	9 Direct Defense and Cost Containment Expense Incurred	10 Direct Defense and Cost Containment Expense Unpaid	11 Commissions and Brokerage Expenses	12 Taxes, Licenses and Fees
	1 Direct Premiums Written	2 Direct Premiums Earned										
1. Fire.....												
2.1 Allied lines.....												
2.2 Multiple peril crop.....												
2.3 Federal flood.....												
2.4 Private crop.....												
2.5 Private flood.....												
3. Farmowners multiple peril.....												
4. Homeowners multiple peril.....												
5.1 Commercial multiple peril (non-liability portion).....												
5.2 Commercial multiple peril (liability portion).....												
6. Mortgage guaranty.....												
8. Ocean marine.....												
9. Inland marine.....												
10. Financial guaranty.....												
11. Medical professional liability.....												
12. Earthquake.....												
13. Group accident and health (b).....												
14. Credit A&H (group and individual).....												
15.1 Collectively renewable A&H (b).....												
15.2 Non-cancelable A&H (b).....												
15.3 Guaranteed renewable A&H (b).....												
15.4 Non-renewable for stated reasons only (b).....												
15.5 Other accident only.....												
15.6 Medicare Title XVIII exempt from state taxes or fees.....												
15.7 All other A&H (b).....												
15.8 Federal employees health benefits plan premium.....												
16. Workers' compensation.....												
17.1 Other liability-occurrence.....	26,198	20,962		11,211	1,003	1,190	187				4,810	79
17.2 Other liability-claims-made.....												
17.3 Excess workers' compensation.....												
18. Products liability.....	8,298	4,892		3,474		7,152	7,152		5,550	5,550	1,261	25
19.1 Private passenger auto no-fault (personal injury protection).....												
19.2 Other private passenger auto liability.....												
19.3 Commercial auto no-fault (personal injury protection).....												
19.4 Other commercial auto liability.....												
21.1 Private passenger auto physical damage.....												
21.2 Commercial auto physical damage.....												
22. Aircraft (all perils).....												
23. Fidelity.....												
24. Surety.....												
26. Burglary and theft.....												
27. Boiler and machinery.....												
28. Credit.....												
29. International.....												
30. Warranty.....												
34. Aggregate write-ins for other lines of business.....	0	0	0	0	0	0	0	0	0	0	0	0
35. TOTALS (a).....	34,496	25,854	0	14,685	1,003	8,342	7,339	0	5,550	5,550	6,071	104

DETAILS OF WRITE-INS

3401.												
3402.												
3403.												
3498. Summary of remaining write-ins for Line 34 from overflow page.....	0	0	0	0	0	0	0	0	0	0	0	0
3499. TOTALS (Lines 3401 through 3403 plus 3498) (Line 34 above).....	0	0	0	0	0	0	0	0	0	0	0	0

(a) Finance and service charges not included in Lines 1 to 35 \$.....0.

(b) For health business on indicated lines report: Number of persons insured under PPO managed care products.....0 and number of persons insured under indemnity only products.....0.

EXHIBIT OF PREMIUMS AND LOSSES (Statutory Page 14)



NAIC Group Code....84 NAIC Company Code....13794

BUSINESS IN THE STATE OF ILLINOIS DURING THE YEAR

Line of Business	Gross Premiums, Including Policy and Membership Fees, Less Return Premiums and Premiums on Policies not Taken		3 Dividends Paid or Credited to Policyholders on Direct Business	4 Direct Unearned Premium Reserves	5 Direct Losses Paid (deducting salvage)	6 Direct Losses Incurred	7 Direct Losses Unpaid	8 Direct Defense and Cost Containment Expense Paid	9 Direct Defense and Cost Containment Expense Incurred	10 Direct Defense and Cost Containment Expense Unpaid	11 Commissions and Brokerage Expenses	12 Taxes, Licenses and Fees
	1 Direct Premiums Written	2 Direct Premiums Earned										
1. Fire.....												
2.1 Allied lines.....												
2.2 Multiple peril crop.....												
2.3 Federal flood.....												
2.4 Private crop.....												
2.5 Private flood.....												
3. Farmowners multiple peril.....												
4. Homeowners multiple peril.....												
5.1 Commercial multiple peril (non-liability portion).....												
5.2 Commercial multiple peril (liability portion).....												
6. Mortgage guaranty.....												
8. Ocean marine.....												
9. Inland marine.....												
10. Financial guaranty.....												
11. Medical professional liability.....												
12. Earthquake.....												
13. Group accident and health (b).....												
14. Credit A&H (group and individual).....												
15.1 Collectively renewable A&H (b).....												
15.2 Non-cancelable A&H (b).....												
15.3 Guaranteed renewable A&H (b).....												
15.4 Non-renewable for stated reasons only (b).....												
15.5 Other accident only.....												
15.6 Medicare Title XVIII exempt from state taxes or fees.....												
15.7 All other A&H (b).....												
15.8 Federal employees health benefits plan premium.....												
16. Workers' compensation.....												
17.1 Other liability-occurrence.....	13,829	12,716		7,216	52,735	71,750	283,132	74,745	(150,962)	176,207	2,767	41
17.2 Other liability-claims-made.....												
17.3 Excess workers' compensation.....												
18. Products liability.....					2,500	(50,410)	135,330	59,590	(6,223)	71,601		
19.1 Private passenger auto no-fault (personal injury protection).....												
19.2 Other private passenger auto liability.....												
19.3 Commercial auto no-fault (personal injury protection).....												
19.4 Other commercial auto liability.....												
21.1 Private passenger auto physical damage.....												
21.2 Commercial auto physical damage.....												
22. Aircraft (all perils).....												
23. Fidelity.....												
24. Surety.....												
26. Burglary and theft.....												
27. Boiler and machinery.....												
28. Credit.....												
29. International.....												
30. Warranty.....												
34. Aggregate write-ins for other lines of business.....	0	0	0	0	0	0	0	0	0	0	0	0
35. TOTALS (a).....	13,829	12,716	0	7,216	55,235	21,340	418,462	134,335	(157,185)	247,808	2,767	41

DETAILS OF WRITE-INS

3401.												
3402.												
3403.												
3498. Summary of remaining write-ins for Line 34 from overflow page.....	0	0	0	0	0	0	0	0	0	0	0	0
3499. TOTALS (Lines 3401 through 3403 plus 3498) (Line 34 above).....	0	0	0	0	0	0	0	0	0	0	0	0

(a) Finance and service charges not included in Lines 1 to 35 \$.....0.

(b) For health business on indicated lines report: Number of persons insured under PPO managed care products.....0 and number of persons insured under indemnity only products.....0.

EXHIBIT OF PREMIUMS AND LOSSES (Statutory Page 14)



NAIC Group Code....84 NAIC Company Code....13794

BUSINESS IN THE STATE OF INDIANA DURING THE YEAR

Line of Business	Gross Premiums, Including Policy and Membership Fees, Less Return Premiums and Premiums on Policies not Taken		3 Dividends Paid or Credited to Policyholders on Direct Business	4 Direct Unearned Premium Reserves	5 Direct Losses Paid (deducting salvage)	6 Direct Losses Incurred	7 Direct Losses Unpaid	8 Direct Defense and Cost Containment Expense Paid	9 Direct Defense and Cost Containment Expense Incurred	10 Direct Defense and Cost Containment Expense Unpaid	11 Commissions and Brokerage Expenses	12 Taxes, Licenses and Fees
	1 Direct Premiums Written	2 Direct Premiums Earned										
1. Fire.....												
2.1 Allied lines.....												
2.2 Multiple peril crop.....												
2.3 Federal flood.....												
2.4 Private crop.....												
2.5 Private flood.....												
3. Farmowners multiple peril.....												
4. Homeowners multiple peril.....												
5.1 Commercial multiple peril (non-liability portion).....												
5.2 Commercial multiple peril (liability portion).....												
6. Mortgage guaranty.....												
8. Ocean marine.....												
9. Inland marine.....												
10. Financial guaranty.....												
11. Medical professional liability.....												
12. Earthquake.....												
13. Group accident and health (b).....												
14. Credit A&H (group and individual).....												
15.1 Collectively renewable A&H (b).....												
15.2 Non-cancelable A&H (b).....												
15.3 Guaranteed renewable A&H (b).....												
15.4 Non-renewable for stated reasons only (b).....												
15.5 Other accident only.....												
15.6 Medicare Title XVIII exempt from state taxes or fees.....												
15.7 All other A&H (b).....												
15.8 Federal employees health benefits plan premium.....												
16. Workers' compensation.....												
17.1 Other liability-occurrence.....	2,020	2,524		926							404	6
17.2 Other liability-claims-made.....												
17.3 Excess workers' compensation.....												
18. Products liability.....												
19.1 Private passenger auto no-fault (personal injury protection).....												
19.2 Other private passenger auto liability.....												
19.3 Commercial auto no-fault (personal injury protection).....												
19.4 Other commercial auto liability.....												
21.1 Private passenger auto physical damage.....												
21.2 Commercial auto physical damage.....												
22. Aircraft (all perils).....												
23. Fidelity.....												
24. Surety.....												
26. Burglary and theft.....												
27. Boiler and machinery.....												
28. Credit.....												
29. International.....												
30. Warranty.....												
34. Aggregate write-ins for other lines of business.....	0	0	0	0	0	0	0	0	0	0	0	0
35. TOTALS (a).....	2,020	2,524	0	926	0	0	0	0	0	0	404	6

DETAILS OF WRITE-INS

3401.												
3402.												
3403.												
3498. Summary of remaining write-ins for Line 34 from overflow page.....	0	0	0	0	0	0	0	0	0	0	0	0
3499. TOTALS (Lines 3401 through 3403 plus 3498) (Line 34 above).....	0	0	0	0	0	0	0	0	0	0	0	0

(a) Finance and service charges not included in Lines 1 to 35 \$.....0.

(b) For health business on indicated lines report: Number of persons insured under PPO managed care products.....0 and number of persons insured under indemnity only products.....0.

EXHIBIT OF PREMIUMS AND LOSSES (Statutory Page 14)



NAIC Group Code....84 NAIC Company Code....13794

BUSINESS IN THE STATE OF KANSAS DURING THE YEAR

Line of Business	Gross Premiums, Including Policy and Membership Fees, Less Return Premiums and Premiums on Policies not Taken		3 Dividends Paid or Credited to Policyholders on Direct Business	4 Direct Unearned Premium Reserves	5 Direct Losses Paid (deducting salvage)	6 Direct Losses Incurred	7 Direct Losses Unpaid	8 Direct Defense and Cost Containment Expense Paid	9 Direct Defense and Cost Containment Expense Incurred	10 Direct Defense and Cost Containment Expense Unpaid	11 Commissions and Brokerage Expenses	12 Taxes, Licenses and Fees
	1 Direct Premiums Written	2 Direct Premiums Earned										
1. Fire.....												
2.1 Allied lines.....												
2.2 Multiple peril crop.....												
2.3 Federal flood.....												
2.4 Private crop.....												
2.5 Private flood.....												
3. Farmowners multiple peril.....												
4. Homeowners multiple peril.....												
5.1 Commercial multiple peril (non-liability portion).....												
5.2 Commercial multiple peril (liability portion).....												
6. Mortgage guaranty.....												
8. Ocean marine.....												
9. Inland marine.....												
10. Financial guaranty.....												
11. Medical professional liability.....												
12. Earthquake.....												
13. Group accident and health (b).....												
14. Credit A&H (group and individual).....												
15.1 Collectively renewable A&H (b).....												
15.2 Non-cancelable A&H (b).....												
15.3 Guaranteed renewable A&H (b).....												
15.4 Non-renewable for stated reasons only (b).....												
15.5 Other accident only.....												
15.6 Medicare Title XVIII exempt from state taxes or fees.....												
15.7 All other A&H (b).....												
15.8 Federal employees health benefits plan premium.....												
16. Workers' compensation.....												
17.1 Other liability-occurrence.....	66,423	79,256		17,521	7,705	(15,555)	3,356	10,309	(30,491)		10,617	199
17.2 Other liability-claims-made.....												
17.3 Excess workers' compensation.....												
18. Products liability.....	53,614	70,251		8,535							8,439	161
19.1 Private passenger auto no-fault (personal injury protection).....												
19.2 Other private passenger auto liability.....												
19.3 Commercial auto no-fault (personal injury protection).....												
19.4 Other commercial auto liability.....												
21.1 Private passenger auto physical damage.....												
21.2 Commercial auto physical damage.....												
22. Aircraft (all perils).....												
23. Fidelity.....												
24. Surety.....												
26. Burglary and theft.....												
27. Boiler and machinery.....												
28. Credit.....												
29. International.....												
30. Warranty.....												
34. Aggregate write-ins for other lines of business.....	0	0	0	0	0	0	0	0	0	0	0	0
35. TOTALS (a).....	120,037	149,507	0	26,056	7,705	(15,555)	3,356	10,309	(30,491)	0	19,056	360

DETAILS OF WRITE-INS

3401.												
3402.												
3403.												
3498. Summary of remaining write-ins for Line 34 from overflow page.....	0	0	0	0	0	0	0	0	0	0	0	0
3499. TOTALS (Lines 3401 through 3403 plus 3498) (Line 34 above).....	0	0	0	0	0	0	0	0	0	0	0	0

(a) Finance and service charges not included in Lines 1 to 35 \$.....0.

(b) For health business on indicated lines report: Number of persons insured under PPO managed care products.....0 and number of persons insured under indemnity only products.....0.

EXHIBIT OF PREMIUMS AND LOSSES (Statutory Page 14)



NAIC Group Code....84 NAIC Company Code....13794

BUSINESS IN THE STATE OF KENTUCKY DURING THE YEAR

Line of Business	Gross Premiums, Including Policy and Membership Fees, Less Return Premiums and Premiums on Policies not Taken		3 Dividends Paid or Credited to Policyholders on Direct Business	4 Direct Unearned Premium Reserves	5 Direct Losses Paid (deducting salvage)	6 Direct Losses Incurred	7 Direct Losses Unpaid	8 Direct Defense and Cost Containment Expense Paid	9 Direct Defense and Cost Containment Expense Incurred	10 Direct Defense and Cost Containment Expense Unpaid	11 Commissions and Brokerage Expenses	12 Taxes, Licenses and Fees
	1 Direct Premiums Written	2 Direct Premiums Earned										
1. Fire.....												
2.1 Allied lines.....												
2.2 Multiple peril crop.....												
2.3 Federal flood.....												
2.4 Private crop.....												
2.5 Private flood.....												
3. Farmowners multiple peril.....												
4. Homeowners multiple peril.....												
5.1 Commercial multiple peril (non-liability portion).....												
5.2 Commercial multiple peril (liability portion).....												
6. Mortgage guaranty.....												
8. Ocean marine.....												
9. Inland marine.....												
10. Financial guaranty.....												
11. Medical professional liability.....												
12. Earthquake.....												
13. Group accident and health (b).....												
14. Credit A&H (group and individual).....												
15.1 Collectively renewable A&H (b).....												
15.2 Non-cancelable A&H (b).....												
15.3 Guaranteed renewable A&H (b).....												
15.4 Non-renewable for stated reasons only (b).....												
15.5 Other accident only.....												
15.6 Medicare Title XVIII exempt from state taxes or fees.....												
15.7 All other A&H (b).....												
15.8 Federal employees health benefits plan premium.....												
16. Workers' compensation.....												
17.1 Other liability-occurrence.....		1,750										
17.2 Other liability-claims-made.....												
17.3 Excess workers' compensation.....												
18. Products liability.....												
19.1 Private passenger auto no-fault (personal injury protection).....												
19.2 Other private passenger auto liability.....												
19.3 Commercial auto no-fault (personal injury protection).....												
19.4 Other commercial auto liability.....												
21.1 Private passenger auto physical damage.....												
21.2 Commercial auto physical damage.....												
22. Aircraft (all perils).....												
23. Fidelity.....												
24. Surety.....												
26. Burglary and theft.....												
27. Boiler and machinery.....												
28. Credit.....												
29. International.....												
30. Warranty.....												
34. Aggregate write-ins for other lines of business.....	0	0	0	0	0	0	0	0	0	0	0	0
35. TOTALS (a).....	0	1,750	0	0	0	0	0	0	0	0	0	0

DETAILS OF WRITE-INS

3401.												
3402.												
3403.												
3498. Summary of remaining write-ins for Line 34 from overflow page....	0	0	0	0	0	0	0	0	0	0	0	0
3499. TOTALS (Lines 3401 through 3403 plus 3498) (Line 34 above).....	0	0	0	0	0	0	0	0	0	0	0	0

(a) Finance and service charges not included in Lines 1 to 35 \$.....0.

(b) For health business on indicated lines report: Number of persons insured under PPO managed care products.....0 and number of persons insured under indemnity only products.....0.

EXHIBIT OF PREMIUMS AND LOSSES (Statutory Page 14)



NAIC Group Code....84 NAIC Company Code....13794

BUSINESS IN THE STATE OF LOUISIANA DURING THE YEAR

Line of Business	Gross Premiums, Including Policy and Membership Fees, Less Return Premiums and Premiums on Policies not Taken		3 Dividends Paid or Credited to Policyholders on Direct Business	4 Direct Unearned Premium Reserves	5 Direct Losses Paid (deducting salvage)	6 Direct Losses Incurred	7 Direct Losses Unpaid	8 Direct Defense and Cost Containment Expense Paid	9 Direct Defense and Cost Containment Expense Incurred	10 Direct Defense and Cost Containment Expense Unpaid	11 Commissions and Brokerage Expenses	12 Taxes, Licenses and Fees
	1 Direct Premiums Written	2 Direct Premiums Earned										
1. Fire.....												
2.1 Allied lines.....												
2.2 Multiple peril crop.....												
2.3 Federal flood.....												
2.4 Private crop.....												
2.5 Private flood.....												
3. Farmowners multiple peril.....												
4. Homeowners multiple peril.....												
5.1 Commercial multiple peril (non-liability portion).....												
5.2 Commercial multiple peril (liability portion).....												
6. Mortgage guaranty.....												
8. Ocean marine.....												
9. Inland marine.....												
10. Financial guaranty.....												
11. Medical professional liability.....												
12. Earthquake.....												
13. Group accident and health (b).....												
14. Credit A&H (group and individual).....												
15.1 Collectively renewable A&H (b).....												
15.2 Non-cancelable A&H (b).....												
15.3 Guaranteed renewable A&H (b).....												
15.4 Non-renewable for stated reasons only (b).....												
15.5 Other accident only.....												
15.6 Medicare Title XVIII exempt from state taxes or fees.....												
15.7 All other A&H (b).....												
15.8 Federal employees health benefits plan premium.....												
16. Workers' compensation.....												
17.1 Other liability-occurrence.....	1,365	967		398							273	4
17.2 Other liability-claims-made.....												
17.3 Excess workers' compensation.....												
18. Products liability.....												
19.1 Private passenger auto no-fault (personal injury protection).....												
19.2 Other private passenger auto liability.....												
19.3 Commercial auto no-fault (personal injury protection).....												
19.4 Other commercial auto liability.....												
21.1 Private passenger auto physical damage.....												
21.2 Commercial auto physical damage.....												
22. Aircraft (all perils).....												
23. Fidelity.....												
24. Surety.....												
26. Burglary and theft.....												
27. Boiler and machinery.....												
28. Credit.....												
29. International.....												
30. Warranty.....												
34. Aggregate write-ins for other lines of business.....	0	0	0	0	0	0	0	0	0	0	0	0
35. TOTALS (a).....	1,365	967	0	398	0	0	0	0	0	0	273	4

DETAILS OF WRITE-INS

3401.												
3402.												
3403.												
3498. Summary of remaining write-ins for Line 34 from overflow page.....	0	0	0	0	0	0	0	0	0	0	0	0
3499. TOTALS (Lines 3401 through 3403 plus 3498) (Line 34 above).....	0	0	0	0	0	0	0	0	0	0	0	0

(a) Finance and service charges not included in Lines 1 to 35 \$.....0.

(b) For health business on indicated lines report: Number of persons insured under PPO managed care products.....0 and number of persons insured under indemnity only products.....0.

EXHIBIT OF PREMIUMS AND LOSSES (Statutory Page 14)



NAIC Group Code....84 NAIC Company Code....13794

BUSINESS IN THE STATE OF MASSACHUSETTS DURING THE YEAR

Line of Business	Gross Premiums, Including Policy and Membership Fees, Less Return Premiums and Premiums on Policies not Taken		3 Dividends Paid or Credited to Policyholders on Direct Business	4 Direct Unearned Premium Reserves	5 Direct Losses Paid (deducting salvage)	6 Direct Losses Incurred	7 Direct Losses Unpaid	8 Direct Defense and Cost Containment Expense Paid	9 Direct Defense and Cost Containment Expense Incurred	10 Direct Defense and Cost Containment Expense Unpaid	11 Commissions and Brokerage Expenses	12 Taxes, Licenses and Fees
	1 Direct Premiums Written	2 Direct Premiums Earned										
1. Fire.....												
2.1 Allied lines.....												
2.2 Multiple peril crop.....												
2.3 Federal flood.....												
2.4 Private crop.....												
2.5 Private flood.....												
3. Farmowners multiple peril.....												
4. Homeowners multiple peril.....												
5.1 Commercial multiple peril (non-liability portion).....												
5.2 Commercial multiple peril (liability portion).....												
6. Mortgage guaranty.....												
8. Ocean marine.....												
9. Inland marine.....												
10. Financial guaranty.....												
11. Medical professional liability.....												
12. Earthquake.....												
13. Group accident and health (b).....												
14. Credit A&H (group and individual).....												
15.1 Collectively renewable A&H (b).....												
15.2 Non-cancelable A&H (b).....												
15.3 Guaranteed renewable A&H (b).....												
15.4 Non-renewable for stated reasons only (b).....												
15.5 Other accident only.....												
15.6 Medicare Title XVIII exempt from state taxes or fees.....												
15.7 All other A&H (b).....												
15.8 Federal employees health benefits plan premium.....												
16. Workers' compensation.....												
17.1 Other liability-occurrence.....	1,193	1,527		149		17,119	61,571	11,280	(18,391)	40,400	237	4
17.2 Other liability-claims-made.....												
17.3 Excess workers' compensation.....												
18. Products liability.....												
19.1 Private passenger auto no-fault (personal injury protection).....												
19.2 Other private passenger auto liability.....												
19.3 Commercial auto no-fault (personal injury protection).....												
19.4 Other commercial auto liability.....												
21.1 Private passenger auto physical damage.....												
21.2 Commercial auto physical damage.....												
22. Aircraft (all perils).....												
23. Fidelity.....												
24. Surety.....												
26. Burglary and theft.....												
27. Boiler and machinery.....												
28. Credit.....												
29. International.....												
30. Warranty.....												
34. Aggregate write-ins for other lines of business.....	0	0	0	0	0	0	0	0	0	0	0	0
35. TOTALS (a).....	1,193	1,527	0	149	0	17,119	61,571	11,280	(18,391)	40,400	237	4

DETAILS OF WRITE-INS

3401.												
3402.												
3403.												
3498. Summary of remaining write-ins for Line 34 from overflow page.....	0	0	0	0	0	0	0	0	0	0	0	0
3499. TOTALS (Lines 3401 through 3403 plus 3498) (Line 34 above).....	0	0	0	0	0	0	0	0	0	0	0	0

(a) Finance and service charges not included in Lines 1 to 35 \$.....0.

(b) For health business on indicated lines report: Number of persons insured under PPO managed care products.....0 and number of persons insured under indemnity only products.....0.

EXHIBIT OF PREMIUMS AND LOSSES (Statutory Page 14)



NAIC Group Code....84 NAIC Company Code....13794

BUSINESS IN THE STATE OF MARYLAND DURING THE YEAR

Line of Business	Gross Premiums, Including Policy and Membership Fees, Less Return Premiums and Premiums on Policies not Taken		3 Dividends Paid or Credited to Policyholders on Direct Business	4 Direct Unearned Premium Reserves	5 Direct Losses Paid (deducting salvage)	6 Direct Losses Incurred	7 Direct Losses Unpaid	8 Direct Defense and Cost Containment Expense Paid	9 Direct Defense and Cost Containment Expense Incurred	10 Direct Defense and Cost Containment Expense Unpaid	11 Commissions and Brokerage Expenses	12 Taxes, Licenses and Fees
	1 Direct Premiums Written	2 Direct Premiums Earned										
1. Fire.....												
2.1 Allied lines.....												
2.2 Multiple peril crop.....												
2.3 Federal flood.....												
2.4 Private crop.....												
2.5 Private flood.....												
3. Farmowners multiple peril.....												
4. Homeowners multiple peril.....												
5.1 Commercial multiple peril (non-liability portion).....												
5.2 Commercial multiple peril (liability portion).....												
6. Mortgage guaranty.....												
8. Ocean marine.....												
9. Inland marine.....												
10. Financial guaranty.....												
11. Medical professional liability.....												
12. Earthquake.....												
13. Group accident and health (b).....												
14. Credit A&H (group and individual).....												
15.1 Collectively renewable A&H (b).....												
15.2 Non-cancelable A&H (b).....												
15.3 Guaranteed renewable A&H (b).....												
15.4 Non-renewable for stated reasons only (b).....												
15.5 Other accident only.....												
15.6 Medicare Title XVIII exempt from state taxes or fees.....												
15.7 All other A&H (b).....												
15.8 Federal employees health benefits plan premium.....												
16. Workers' compensation.....												
17.1 Other liability-occurrence.....	12,117	9,318		5,364							2,422	
17.2 Other liability-claims-made.....												
17.3 Excess workers' compensation.....												
18. Products liability.....												
19.1 Private passenger auto no-fault (personal injury protection).....												
19.2 Other private passenger auto liability.....												
19.3 Commercial auto no-fault (personal injury protection).....												
19.4 Other commercial auto liability.....												
21.1 Private passenger auto physical damage.....												
21.2 Commercial auto physical damage.....												
22. Aircraft (all perils).....												
23. Fidelity.....												
24. Surety.....												
26. Burglary and theft.....												
27. Boiler and machinery.....												
28. Credit.....												
29. International.....												
30. Warranty.....												
34. Aggregate write-ins for other lines of business.....	0	0	0	0	0	0	0	0	0	0	0	0
35. TOTALS (a).....	12,117	9,318	0	5,364	0	0	0	0	0	0	2,422	0

DETAILS OF WRITE-INS

3401.												
3402.												
3403.												
3498. Summary of remaining write-ins for Line 34 from overflow page.....	0	0	0	0	0	0	0	0	0	0	0	0
3499. TOTALS (Lines 3401 through 3403 plus 3498) (Line 34 above).....	0	0	0	0	0	0	0	0	0	0	0	0

(a) Finance and service charges not included in Lines 1 to 35 \$.....0.

(b) For health business on indicated lines report: Number of persons insured under PPO managed care products.....0 and number of persons insured under indemnity only products.....0.

EXHIBIT OF PREMIUMS AND LOSSES (Statutory Page 14)



NAIC Group Code....84 NAIC Company Code....13794

BUSINESS IN THE STATE OF MAINE DURING THE YEAR

Line of Business	Gross Premiums, Including Policy and Membership Fees, Less Return Premiums and Premiums on Policies not Taken		3 Dividends Paid or Credited to Policyholders on Direct Business	4 Direct Unearned Premium Reserves	5 Direct Losses Paid (deducting salvage)	6 Direct Losses Incurred	7 Direct Losses Unpaid	8 Direct Defense and Cost Containment Expense Paid	9 Direct Defense and Cost Containment Expense Incurred	10 Direct Defense and Cost Containment Expense Unpaid	11 Commissions and Brokerage Expenses	12 Taxes, Licenses and Fees
	1 Direct Premiums Written	2 Direct Premiums Earned										
1. Fire.....												
2.1 Allied lines.....												
2.2 Multiple peril crop.....												
2.3 Federal flood.....												
2.4 Private crop.....												
2.5 Private flood.....												
3. Farmowners multiple peril.....												
4. Homeowners multiple peril.....												
5.1 Commercial multiple peril (non-liability portion).....												
5.2 Commercial multiple peril (liability portion).....												
6. Mortgage guaranty.....												
8. Ocean marine.....												
9. Inland marine.....												
10. Financial guaranty.....												
11. Medical professional liability.....												
12. Earthquake.....												
13. Group accident and health (b).....												
14. Credit A&H (group and individual).....												
15.1 Collectively renewable A&H (b).....												
15.2 Non-cancelable A&H (b).....												
15.3 Guaranteed renewable A&H (b).....												
15.4 Non-renewable for stated reasons only (b).....												
15.5 Other accident only.....												
15.6 Medicare Title XVIII exempt from state taxes or fees.....												
15.7 All other A&H (b).....												
15.8 Federal employees health benefits plan premium.....												
16. Workers' compensation.....												
17.1 Other liability-occurrence.....	4,787	3,719		1,893							957	14
17.2 Other liability-claims-made.....	2,121	.88		2,033							.424	.6
17.3 Excess workers' compensation.....												
18. Products liability.....												
19.1 Private passenger auto no-fault (personal injury protection).....												
19.2 Other private passenger auto liability.....												
19.3 Commercial auto no-fault (personal injury protection).....												
19.4 Other commercial auto liability.....												
21.1 Private passenger auto physical damage.....												
21.2 Commercial auto physical damage.....												
22. Aircraft (all perils).....												
23. Fidelity.....												
24. Surety.....												
26. Burglary and theft.....												
27. Boiler and machinery.....												
28. Credit.....												
29. International.....												
30. Warranty.....												
34. Aggregate write-ins for other lines of business.....	.0	.0	.0	.0	.0	.0	.0	.0	.0	.0	.0	.0
35. TOTALS (a).....	6,908	3,807	.0	3,926	.0	.0	.0	.0	.0	.0	1,381	.20

DETAILS OF WRITE-INS

3401.												
3402.												
3403.												
3498. Summary of remaining write-ins for Line 34 from overflow page.....	.0	.0	.0	.0	.0	.0	.0	.0	.0	.0	.0	.0
3499. TOTALS (Lines 3401 through 3403 plus 3498) (Line 34 above).....	.0	.0	.0	.0	.0	.0	.0	.0	.0	.0	.0	.0

(a) Finance and service charges not included in Lines 1 to 35 \$.0.

(b) For health business on indicated lines report: Number of persons insured under PPO managed care products.....0 and number of persons insured under indemnity only products.....0.

EXHIBIT OF PREMIUMS AND LOSSES (Statutory Page 14)



NAIC Group Code....84 NAIC Company Code....13794

BUSINESS IN THE STATE OF MICHIGAN DURING THE YEAR

Line of Business	Gross Premiums, Including Policy and Membership Fees, Less Return Premiums and Premiums on Policies not Taken		3 Dividends Paid or Credited to Policyholders on Direct Business	4 Direct Unearned Premium Reserves	5 Direct Losses Paid (deducting salvage)	6 Direct Losses Incurred	7 Direct Losses Unpaid	8 Direct Defense and Cost Containment Expense Paid	9 Direct Defense and Cost Containment Expense Incurred	10 Direct Defense and Cost Containment Expense Unpaid	11 Commissions and Brokerage Expenses	12 Taxes, Licenses and Fees
	1 Direct Premiums Written	2 Direct Premiums Earned										
1. Fire.....												
2.1 Allied lines.....												
2.2 Multiple peril crop.....												
2.3 Federal flood.....												
2.4 Private crop.....												
2.5 Private flood.....												
3. Farmowners multiple peril.....												
4. Homeowners multiple peril.....												
5.1 Commercial multiple peril (non-liability portion).....												
5.2 Commercial multiple peril (liability portion).....												
6. Mortgage guaranty.....												
8. Ocean marine.....												
9. Inland marine.....												
10. Financial guaranty.....												
11. Medical professional liability.....												
12. Earthquake.....												
13. Group accident and health (b).....												
14. Credit A&H (group and individual).....												
15.1 Collectively renewable A&H (b).....												
15.2 Non-cancelable A&H (b).....												
15.3 Guaranteed renewable A&H (b).....												
15.4 Non-renewable for stated reasons only (b).....												
15.5 Other accident only.....												
15.6 Medicare Title XVIII exempt from state taxes or fees.....												
15.7 All other A&H (b).....												
15.8 Federal employees health benefits plan premium.....												
16. Workers' compensation.....												
17.1 Other liability-occurrence.....	3,961	4,994		1,267							759	12
17.2 Other liability-claims-made.....												
17.3 Excess workers' compensation.....												
18. Products liability.....	1,498	1,852									273	4
19.1 Private passenger auto no-fault (personal injury protection).....												
19.2 Other private passenger auto liability.....												
19.3 Commercial auto no-fault (personal injury protection).....												
19.4 Other commercial auto liability.....												
21.1 Private passenger auto physical damage.....												
21.2 Commercial auto physical damage.....												
22. Aircraft (all perils).....												
23. Fidelity.....												
24. Surety.....												
26. Burglary and theft.....												
27. Boiler and machinery.....												
28. Credit.....												
29. International.....												
30. Warranty.....												
34. Aggregate write-ins for other lines of business.....	0	0	0	0	0	0	0	0	0	0	0	0
35. TOTALS (a).....	5,459	6,846	0	1,267	0	0	0	0	0	0	1,032	16

DETAILS OF WRITE-INS

3401.												
3402.												
3403.												
3498. Summary of remaining write-ins for Line 34 from overflow page.....	0	0	0	0	0	0	0	0	0	0	0	0
3499. TOTALS (Lines 3401 through 3403 plus 3498) (Line 34 above).....	0	0	0	0	0	0	0	0	0	0	0	0

(a) Finance and service charges not included in Lines 1 to 35 \$.....0.

(b) For health business on indicated lines report: Number of persons insured under PPO managed care products.....0 and number of persons insured under indemnity only products.....0.

EXHIBIT OF PREMIUMS AND LOSSES (Statutory Page 14)



NAIC Group Code....84 NAIC Company Code....13794

BUSINESS IN THE STATE OF MINNESOTA DURING THE YEAR

Line of Business	Gross Premiums, Including Policy and Membership Fees, Less Return Premiums and Premiums on Policies not Taken		3 Dividends Paid or Credited to Policyholders on Direct Business	4 Direct Unearned Premium Reserves	5 Direct Losses Paid (deducting salvage)	6 Direct Losses Incurred	7 Direct Losses Unpaid	8 Direct Defense and Cost Containment Expense Paid	9 Direct Defense and Cost Containment Expense Incurred	10 Direct Defense and Cost Containment Expense Unpaid	11 Commissions and Brokerage Expenses	12 Taxes, Licenses and Fees
	1 Direct Premiums Written	2 Direct Premiums Earned										
1. Fire.....												
2.1 Allied lines.....												
2.2 Multiple peril crop.....												
2.3 Federal flood.....												
2.4 Private crop.....												
2.5 Private flood.....												
3. Farmowners multiple peril.....												
4. Homeowners multiple peril.....												
5.1 Commercial multiple peril (non-liability portion).....												
5.2 Commercial multiple peril (liability portion).....												
6. Mortgage guaranty.....												
8. Ocean marine.....												
9. Inland marine.....												
10. Financial guaranty.....												
11. Medical professional liability.....												
12. Earthquake.....												
13. Group accident and health (b).....												
14. Credit A&H (group and individual).....												
15.1 Collectively renewable A&H (b).....												
15.2 Non-cancelable A&H (b).....												
15.3 Guaranteed renewable A&H (b).....												
15.4 Non-renewable for stated reasons only (b).....												
15.5 Other accident only.....												
15.6 Medicare Title XVIII exempt from state taxes or fees.....												
15.7 All other A&H (b).....												
15.8 Federal employees health benefits plan premium.....												
16. Workers' compensation.....												
17.1 Other liability-occurrence.....	12,170	8,861		7,155							2,434	37
17.2 Other liability-claims-made.....	17,235	7,475		9,760							3,447	52
17.3 Excess workers' compensation.....												
18. Products liability.....												
19.1 Private passenger auto no-fault (personal injury protection).....												
19.2 Other private passenger auto liability.....												
19.3 Commercial auto no-fault (personal injury protection).....												
19.4 Other commercial auto liability.....												
21.1 Private passenger auto physical damage.....												
21.2 Commercial auto physical damage.....												
22. Aircraft (all perils).....												
23. Fidelity.....												
24. Surety.....												
26. Burglary and theft.....												
27. Boiler and machinery.....												
28. Credit.....												
29. International.....												
30. Warranty.....												
34. Aggregate write-ins for other lines of business.....	0	0	0	0	0	0	0	0	0	0	0	0
35. TOTALS (a).....	29,405	16,336	0	16,915	0	0	0	0	0	0	5,881	89

DETAILS OF WRITE-INS

3401.												
3402.												
3403.												
3498. Summary of remaining write-ins for Line 34 from overflow page.....	0	0	0	0	0	0	0	0	0	0	0	0
3499. TOTALS (Lines 3401 through 3403 plus 3498) (Line 34 above).....	0	0	0	0	0	0	0	0	0	0	0	0

(a) Finance and service charges not included in Lines 1 to 35 \$.....0.

(b) For health business on indicated lines report: Number of persons insured under PPO managed care products.....0 and number of persons insured under indemnity only products.....0.

EXHIBIT OF PREMIUMS AND LOSSES (Statutory Page 14)



NAIC Group Code....84 NAIC Company Code....13794

BUSINESS IN THE STATE OF MISSOURI DURING THE YEAR

Line of Business	Gross Premiums, Including Policy and Membership Fees, Less Return Premiums and Premiums on Policies not Taken		3 Dividends Paid or Credited to Policyholders on Direct Business	4 Direct Unearned Premium Reserves	5 Direct Losses Paid (deducting salvage)	6 Direct Losses Incurred	7 Direct Losses Unpaid	8 Direct Defense and Cost Containment Expense Paid	9 Direct Defense and Cost Containment Expense Incurred	10 Direct Defense and Cost Containment Expense Unpaid	11 Commissions and Brokerage Expenses	12 Taxes, Licenses and Fees
	1 Direct Premiums Written	2 Direct Premiums Earned										
1. Fire.....												
2.1 Allied lines.....												
2.2 Multiple peril crop.....												
2.3 Federal flood.....												
2.4 Private crop.....												
2.5 Private flood.....												
3. Farmowners multiple peril.....												
4. Homeowners multiple peril.....												
5.1 Commercial multiple peril (non-liability portion).....												
5.2 Commercial multiple peril (liability portion).....												
6. Mortgage guaranty.....												
8. Ocean marine.....												
9. Inland marine.....												
10. Financial guaranty.....												
11. Medical professional liability.....												
12. Earthquake.....												
13. Group accident and health (b).....												
14. Credit A&H (group and individual).....												
15.1 Collectively renewable A&H (b).....												
15.2 Non-cancelable A&H (b).....												
15.3 Guaranteed renewable A&H (b).....												
15.4 Non-renewable for stated reasons only (b).....												
15.5 Other accident only.....												
15.6 Medicare Title XVIII exempt from state taxes or fees.....												
15.7 All other A&H (b).....												
15.8 Federal employees health benefits plan premium.....												
16. Workers' compensation.....												
17.1 Other liability-occurrence.....	18,075	16,692		5,693							3,602	54
17.2 Other liability-claims-made.....	500	146		354							100	2
17.3 Excess workers' compensation.....												
18. Products liability.....	2,205	2,205		216							386	7
19.1 Private passenger auto no-fault (personal injury protection).....												
19.2 Other private passenger auto liability.....												
19.3 Commercial auto no-fault (personal injury protection).....												
19.4 Other commercial auto liability.....												
21.1 Private passenger auto physical damage.....												
21.2 Commercial auto physical damage.....												
22. Aircraft (all perils).....												
23. Fidelity.....												
24. Surety.....												
26. Burglary and theft.....												
27. Boiler and machinery.....												
28. Credit.....												
29. International.....												
30. Warranty.....												
34. Aggregate write-ins for other lines of business.....	0	0	0	0	0	0	0	0	0	0	0	0
35. TOTALS (a).....	20,780	19,043	0	6,263	0	0	0	0	0	0	4,088	63

DETAILS OF WRITE-INS

3401.												
3402.												
3403.												
3498. Summary of remaining write-ins for Line 34 from overflow page.....	0	0	0	0	0	0	0	0	0	0	0	0
3499. TOTALS (Lines 3401 through 3403 plus 3498) (Line 34 above).....	0	0	0	0	0	0	0	0	0	0	0	0

(a) Finance and service charges not included in Lines 1 to 35 \$.....0.

(b) For health business on indicated lines report: Number of persons insured under PPO managed care products.....0 and number of persons insured under indemnity only products.....0.

EXHIBIT OF PREMIUMS AND LOSSES (Statutory Page 14)



NAIC Group Code....84 NAIC Company Code....13794

BUSINESS IN THE STATE OF MISSISSIPPI DURING THE YEAR

Line of Business	Gross Premiums, Including Policy and Membership Fees, Less Return Premiums and Premiums on Policies not Taken		3 Dividends Paid or Credited to Policyholders on Direct Business	4 Direct Unearned Premium Reserves	5 Direct Losses Paid (deducting salvage)	6 Direct Losses Incurred	7 Direct Losses Unpaid	8 Direct Defense and Cost Containment Expense Paid	9 Direct Defense and Cost Containment Expense Incurred	10 Direct Defense and Cost Containment Expense Unpaid	11 Commissions and Brokerage Expenses	12 Taxes, Licenses and Fees
	1 Direct Premiums Written	2 Direct Premiums Earned										
1. Fire.....												
2.1 Allied lines.....												
2.2 Multiple peril crop.....												
2.3 Federal flood.....												
2.4 Private crop.....												
2.5 Private flood.....												
3. Farmowners multiple peril.....												
4. Homeowners multiple peril.....												
5.1 Commercial multiple peril (non-liability portion).....												
5.2 Commercial multiple peril (liability portion).....												
6. Mortgage guaranty.....												
8. Ocean marine.....												
9. Inland marine.....												
10. Financial guaranty.....												
11. Medical professional liability.....												
12. Earthquake.....												
13. Group accident and health (b).....												
14. Credit A&H (group and individual).....												
15.1 Collectively renewable A&H (b).....												
15.2 Non-cancelable A&H (b).....												
15.3 Guaranteed renewable A&H (b).....												
15.4 Non-renewable for stated reasons only (b).....												
15.5 Other accident only.....												
15.6 Medicare Title XVIII exempt from state taxes or fees.....												
15.7 All other A&H (b).....												
15.8 Federal employees health benefits plan premium.....												
16. Workers' compensation.....												
17.1 Other liability-occurrence.....												
17.2 Other liability-claims-made.....												
17.3 Excess workers' compensation.....												
18. Products liability.....												
19.1 Private passenger auto no-fault (personal injury protection).....												
19.2 Other private passenger auto liability.....												
19.3 Commercial auto no-fault (personal injury protection).....												
19.4 Other commercial auto liability.....												
21.1 Private passenger auto physical damage.....												
21.2 Commercial auto physical damage.....												
22. Aircraft (all perils).....												
23. Fidelity.....												
24. Surety.....												
26. Burglary and theft.....												
27. Boiler and machinery.....												
28. Credit.....												
29. International.....												
30. Warranty.....												
34. Aggregate write-ins for other lines of business.....	0	0	0	0	0	0	0	0	0	0	0	0
35. TOTALS (a).....	0	0	0	0	0	0	0	0	0	0	0	0

DETAILS OF WRITE-INS

3401.												
3402.												
3403.												
3498. Summary of remaining write-ins for Line 34 from overflow page....	0	0	0	0	0	0	0	0	0	0	0	0
3499. TOTALS (Lines 3401 through 3403 plus 3498) (Line 34 above).....	0	0	0	0	0	0	0	0	0	0	0	0

(a) Finance and service charges not included in Lines 1 to 35 \$.....0.

(b) For health business on indicated lines report: Number of persons insured under PPO managed care products.....0 and number of persons insured under indemnity only products.....0.

EXHIBIT OF PREMIUMS AND LOSSES (Statutory Page 14)



NAIC Group Code....84 NAIC Company Code....13794

BUSINESS IN THE STATE OF MONTANA DURING THE YEAR

Line of Business	Gross Premiums, Including Policy and Membership Fees, Less Return Premiums and Premiums on Policies not Taken		3 Dividends Paid or Credited to Policyholders on Direct Business	4 Direct Unearned Premium Reserves	5 Direct Losses Paid (deducting salvage)	6 Direct Losses Incurred	7 Direct Losses Unpaid	8 Direct Defense and Cost Containment Expense Paid	9 Direct Defense and Cost Containment Expense Incurred	10 Direct Defense and Cost Containment Expense Unpaid	11 Commissions and Brokerage Expenses	12 Taxes, Licenses and Fees
	1 Direct Premiums Written	2 Direct Premiums Earned										
1. Fire.....												
2.1 Allied lines.....												
2.2 Multiple peril crop.....												
2.3 Federal flood.....												
2.4 Private crop.....												
2.5 Private flood.....												
3. Farmowners multiple peril.....												
4. Homeowners multiple peril.....												
5.1 Commercial multiple peril (non-liability portion).....												
5.2 Commercial multiple peril (liability portion).....												
6. Mortgage guaranty.....												
8. Ocean marine.....												
9. Inland marine.....												
10. Financial guaranty.....												
11. Medical professional liability.....												
12. Earthquake.....												
13. Group accident and health (b).....												
14. Credit A&H (group and individual).....												
15.1 Collectively renewable A&H (b).....												
15.2 Non-cancelable A&H (b).....												
15.3 Guaranteed renewable A&H (b).....												
15.4 Non-renewable for stated reasons only (b).....												
15.5 Other accident only.....												
15.6 Medicare Title XVIII exempt from state taxes or fees.....												
15.7 All other A&H (b).....												
15.8 Federal employees health benefits plan premium.....												
16. Workers' compensation.....												
17.1 Other liability-occurrence.....	25,206	44,100		13,983							4,700	76
17.2 Other liability-claims-made.....												
17.3 Excess workers' compensation.....												
18. Products liability.....	218	82		136							38	1
19.1 Private passenger auto no-fault (personal injury protection).....												
19.2 Other private passenger auto liability.....												
19.3 Commercial auto no-fault (personal injury protection).....												
19.4 Other commercial auto liability.....												
21.1 Private passenger auto physical damage.....												
21.2 Commercial auto physical damage.....												
22. Aircraft (all perils).....												
23. Fidelity.....												
24. Surety.....												
26. Burglary and theft.....												
27. Boiler and machinery.....												
28. Credit.....												
29. International.....												
30. Warranty.....												
34. Aggregate write-ins for other lines of business.....	0	0	0	0	0	0	0	0	0	0	0	0
35. TOTALS (a).....	25,424	44,182	0	14,119	0	0	0	0	0	0	4,738	77

DETAILS OF WRITE-INS

3401.												
3402.												
3403.												
3498. Summary of remaining write-ins for Line 34 from overflow page.....	0	0	0	0	0	0	0	0	0	0	0	0
3499. TOTALS (Lines 3401 through 3403 plus 3498) (Line 34 above).....	0	0	0	0	0	0	0	0	0	0	0	0

(a) Finance and service charges not included in Lines 1 to 35 \$.....0.

(b) For health business on indicated lines report: Number of persons insured under PPO managed care products.....0 and number of persons insured under indemnity only products.....0.

EXHIBIT OF PREMIUMS AND LOSSES (Statutory Page 14)



NAIC Group Code....84 NAIC Company Code....13794

BUSINESS IN THE STATE OF NORTH CAROLINA DURING THE YEAR

Line of Business	Gross Premiums, Including Policy and Membership Fees, Less Return Premiums and Premiums on Policies not Taken		3 Dividends Paid or Credited to Policyholders on Direct Business	4 Direct Unearned Premium Reserves	5 Direct Losses Paid (deducting salvage)	6 Direct Losses Incurred	7 Direct Losses Unpaid	8 Direct Defense and Cost Containment Expense Paid	9 Direct Defense and Cost Containment Expense Incurred	10 Direct Defense and Cost Containment Expense Unpaid	11 Commissions and Brokerage Expenses	12 Taxes, Licenses and Fees
	1 Direct Premiums Written	2 Direct Premiums Earned										
1. Fire.....												
2.1 Allied lines.....												
2.2 Multiple peril crop.....												
2.3 Federal flood.....												
2.4 Private crop.....												
2.5 Private flood.....												
3. Farmowners multiple peril.....												
4. Homeowners multiple peril.....												
5.1 Commercial multiple peril (non-liability portion).....												
5.2 Commercial multiple peril (liability portion).....												
6. Mortgage guaranty.....												
8. Ocean marine.....												
9. Inland marine.....												
10. Financial guaranty.....												
11. Medical professional liability.....												
12. Earthquake.....												
13. Group accident and health (b).....												
14. Credit A&H (group and individual).....												
15.1 Collectively renewable A&H (b).....												
15.2 Non-cancelable A&H (b).....												
15.3 Guaranteed renewable A&H (b).....												
15.4 Non-renewable for stated reasons only (b).....												
15.5 Other accident only.....												
15.6 Medicare Title XVIII exempt from state taxes or fees.....												
15.7 All other A&H (b).....												
15.8 Federal employees health benefits plan premium.....												
16. Workers' compensation.....												
17.1 Other liability-occurrence.....	20,740	19,425		8,638							4,088	.62
17.2 Other liability-claims-made.....												
17.3 Excess workers' compensation.....												
18. Products liability.....	25	490		9							5	
19.1 Private passenger auto no-fault (personal injury protection).....												
19.2 Other private passenger auto liability.....												
19.3 Commercial auto no-fault (personal injury protection).....												
19.4 Other commercial auto liability.....												
21.1 Private passenger auto physical damage.....												
21.2 Commercial auto physical damage.....												
22. Aircraft (all perils).....												
23. Fidelity.....												
24. Surety.....												
26. Burglary and theft.....												
27. Boiler and machinery.....												
28. Credit.....												
29. International.....												
30. Warranty.....												
34. Aggregate write-ins for other lines of business.....	0	0	0	0	0	0	0	0	0	0	0	0
35. TOTALS (a).....	20,765	19,915	0	8,647	0	0	0	0	0	0	4,093	.62

DETAILS OF WRITE-INS

3401.												
3402.												
3403.												
3498. Summary of remaining write-ins for Line 34 from overflow page.....	0	0	0	0	0	0	0	0	0	0	0	0
3499. TOTALS (Lines 3401 through 3403 plus 3498) (Line 34 above).....	0	0	0	0	0	0	0	0	0	0	0	0

(a) Finance and service charges not included in Lines 1 to 35 \$.....0.

(b) For health business on indicated lines report: Number of persons insured under PPO managed care products.....0 and number of persons insured under indemnity only products.....0.

EXHIBIT OF PREMIUMS AND LOSSES (Statutory Page 14)



NAIC Group Code....84 NAIC Company Code....13794

BUSINESS IN THE STATE OF NORTH DAKOTA DURING THE YEAR

Line of Business	Gross Premiums, Including Policy and Membership Fees, Less Return Premiums and Premiums on Policies not Taken		3 Dividends Paid or Credited to Policyholders on Direct Business	4 Direct Unearned Premium Reserves	5 Direct Losses Paid (deducting salvage)	6 Direct Losses Incurred	7 Direct Losses Unpaid	8 Direct Defense and Cost Containment Expense Paid	9 Direct Defense and Cost Containment Expense Incurred	10 Direct Defense and Cost Containment Expense Unpaid	11 Commissions and Brokerage Expenses	12 Taxes, Licenses and Fees
	1 Direct Premiums Written	2 Direct Premiums Earned										
1. Fire.....												
2.1 Allied lines.....												
2.2 Multiple peril crop.....												
2.3 Federal flood.....												
2.4 Private crop.....												
2.5 Private flood.....												
3. Farmowners multiple peril.....												
4. Homeowners multiple peril.....												
5.1 Commercial multiple peril (non-liability portion).....												
5.2 Commercial multiple peril (liability portion).....												
6. Mortgage guaranty.....												
8. Ocean marine.....												
9. Inland marine.....												
10. Financial guaranty.....												
11. Medical professional liability.....												
12. Earthquake.....												
13. Group accident and health (b).....												
14. Credit A&H (group and individual).....												
15.1 Collectively renewable A&H (b).....												
15.2 Non-cancelable A&H (b).....												
15.3 Guaranteed renewable A&H (b).....												
15.4 Non-renewable for stated reasons only (b).....												
15.5 Other accident only.....												
15.6 Medicare Title XVIII exempt from state taxes or fees.....												
15.7 All other A&H (b).....												
15.8 Federal employees health benefits plan premium.....												
16. Workers' compensation.....												
17.1 Other liability-occurrence.....	1,765	2,628		58							307	5
17.2 Other liability-claims-made.....												
17.3 Excess workers' compensation.....												
18. Products liability.....	1,390	1,536		55							243	4
19.1 Private passenger auto no-fault (personal injury protection).....												
19.2 Other private passenger auto liability.....												
19.3 Commercial auto no-fault (personal injury protection).....												
19.4 Other commercial auto liability.....												
21.1 Private passenger auto physical damage.....												
21.2 Commercial auto physical damage.....												
22. Aircraft (all perils).....												
23. Fidelity.....												
24. Surety.....												
26. Burglary and theft.....												
27. Boiler and machinery.....												
28. Credit.....												
29. International.....												
30. Warranty.....												
34. Aggregate write-ins for other lines of business.....	0	0	0	0	0	0	0	0	0	0	0	0
35. TOTALS (a).....	3,155	4,164	0	113	0	0	0	0	0	0	550	9

DETAILS OF WRITE-INS

3401.												
3402.												
3403.												
3498. Summary of remaining write-ins for Line 34 from overflow page.....	0	0	0	0	0	0	0	0	0	0	0	0
3499. TOTALS (Lines 3401 through 3403 plus 3498) (Line 34 above).....	0	0	0	0	0	0	0	0	0	0	0	0

(a) Finance and service charges not included in Lines 1 to 35 \$.....0.

(b) For health business on indicated lines report: Number of persons insured under PPO managed care products.....0 and number of persons insured under indemnity only products.....0.

EXHIBIT OF PREMIUMS AND LOSSES (Statutory Page 14)



NAIC Group Code....84 NAIC Company Code....13794

BUSINESS IN THE STATE OF NEBRASKA DURING THE YEAR

Line of Business	Gross Premiums, Including Policy and Membership Fees, Less Return Premiums and Premiums on Policies not Taken		3 Dividends Paid or Credited to Policyholders on Direct Business	4 Direct Unearned Premium Reserves	5 Direct Losses Paid (deducting salvage)	6 Direct Losses Incurred	7 Direct Losses Unpaid	8 Direct Defense and Cost Containment Expense Paid	9 Direct Defense and Cost Containment Expense Incurred	10 Direct Defense and Cost Containment Expense Unpaid	11 Commissions and Brokerage Expenses	12 Taxes, Licenses and Fees
	1 Direct Premiums Written	2 Direct Premiums Earned										
1. Fire.....												
2.1 Allied lines.....												
2.2 Multiple peril crop.....												
2.3 Federal flood.....												
2.4 Private crop.....												
2.5 Private flood.....												
3. Farmowners multiple peril.....												
4. Homeowners multiple peril.....												
5.1 Commercial multiple peril (non-liability portion).....												
5.2 Commercial multiple peril (liability portion).....												
6. Mortgage guaranty.....												
8. Ocean marine.....												
9. Inland marine.....												
10. Financial guaranty.....												
11. Medical professional liability.....												
12. Earthquake.....												
13. Group accident and health (b).....												
14. Credit A&H (group and individual).....												
15.1 Collectively renewable A&H (b).....												
15.2 Non-cancelable A&H (b).....												
15.3 Guaranteed renewable A&H (b).....												
15.4 Non-renewable for stated reasons only (b).....												
15.5 Other accident only.....												
15.6 Medicare Title XVIII exempt from state taxes or fees.....												
15.7 All other A&H (b).....												
15.8 Federal employees health benefits plan premium.....												
16. Workers' compensation.....												
17.1 Other liability-occurrence.....												
17.2 Other liability-claims-made.....	1,320	385		935							264	4
17.3 Excess workers' compensation.....												
18. Products liability.....												
19.1 Private passenger auto no-fault (personal injury protection).....												
19.2 Other private passenger auto liability.....												
19.3 Commercial auto no-fault (personal injury protection).....												
19.4 Other commercial auto liability.....												
21.1 Private passenger auto physical damage.....												
21.2 Commercial auto physical damage.....												
22. Aircraft (all perils).....												
23. Fidelity.....												
24. Surety.....												
26. Burglary and theft.....												
27. Boiler and machinery.....												
28. Credit.....												
29. International.....												
30. Warranty.....												
34. Aggregate write-ins for other lines of business.....	0	0	0	0	0	0	0	0	0	0	0	0
35. TOTALS (a).....	1,320	385	0	935	0	0	0	0	0	0	264	4

DETAILS OF WRITE-INS

3401.												
3402.												
3403.												
3498. Summary of remaining write-ins for Line 34 from overflow page.....	0	0	0	0	0	0	0	0	0	0	0	0
3499. TOTALS (Lines 3401 through 3403 plus 3498) (Line 34 above).....	0	0	0	0	0	0	0	0	0	0	0	0

(a) Finance and service charges not included in Lines 1 to 35 \$.....0.

(b) For health business on indicated lines report: Number of persons insured under PPO managed care products.....0 and number of persons insured under indemnity only products.....0.

EXHIBIT OF PREMIUMS AND LOSSES (Statutory Page 14)



NAIC Group Code....84 NAIC Company Code....13794

BUSINESS IN THE STATE OF NEW HAMPSHIRE DURING THE YEAR

Line of Business	Gross Premiums, Including Policy and Membership Fees, Less Return Premiums and Premiums on Policies not Taken		3 Dividends Paid or Credited to Policyholders on Direct Business	4 Direct Unearned Premium Reserves	5 Direct Losses Paid (deducting salvage)	6 Direct Losses Incurred	7 Direct Losses Unpaid	8 Direct Defense and Cost Containment Expense Paid	9 Direct Defense and Cost Containment Expense Incurred	10 Direct Defense and Cost Containment Expense Unpaid	11 Commissions and Brokerage Expenses	12 Taxes, Licenses and Fees
	1 Direct Premiums Written	2 Direct Premiums Earned										
1. Fire.....												
2.1 Allied lines.....												
2.2 Multiple peril crop.....												
2.3 Federal flood.....												
2.4 Private crop.....												
2.5 Private flood.....												
3. Farmowners multiple peril.....												
4. Homeowners multiple peril.....												
5.1 Commercial multiple peril (non-liability portion).....												
5.2 Commercial multiple peril (liability portion).....												
6. Mortgage guaranty.....												
8. Ocean marine.....												
9. Inland marine.....												
10. Financial guaranty.....												
11. Medical professional liability.....												
12. Earthquake.....												
13. Group accident and health (b).....												
14. Credit A&H (group and individual).....												
15.1 Collectively renewable A&H (b).....												
15.2 Non-cancelable A&H (b).....												
15.3 Guaranteed renewable A&H (b).....												
15.4 Non-renewable for stated reasons only (b).....												
15.5 Other accident only.....												
15.6 Medicare Title XVIII exempt from state taxes or fees.....												
15.7 All other A&H (b).....												
15.8 Federal employees health benefits plan premium.....												
16. Workers' compensation.....												
17.1 Other liability-occurrence.....	18,926	19,448		10,673	(257)						3,758	57
17.2 Other liability-claims-made.....												
17.3 Excess workers' compensation.....												
18. Products liability.....	386	591		14							76	1
19.1 Private passenger auto no-fault (personal injury protection).....												
19.2 Other private passenger auto liability.....												
19.3 Commercial auto no-fault (personal injury protection).....												
19.4 Other commercial auto liability.....												
21.1 Private passenger auto physical damage.....												
21.2 Commercial auto physical damage.....												
22. Aircraft (all perils).....												
23. Fidelity.....												
24. Surety.....												
26. Burglary and theft.....												
27. Boiler and machinery.....												
28. Credit.....												
29. International.....												
30. Warranty.....												
34. Aggregate write-ins for other lines of business.....	0	0	0	0	0	0	0	0	0	0	0	0
35. TOTALS (a).....	19,312	20,039	0	10,687	(257)	0	0	0	0	0	3,834	58

DETAILS OF WRITE-INS

3401.												
3402.												
3403.												
3498. Summary of remaining write-ins for Line 34 from overflow page.....	0	0	0	0	0	0	0	0	0	0	0	0
3499. TOTALS (Lines 3401 through 3403 plus 3498) (Line 34 above).....	0	0	0	0	0	0	0	0	0	0	0	0

(a) Finance and service charges not included in Lines 1 to 35 \$.....0.

(b) For health business on indicated lines report: Number of persons insured under PPO managed care products.....0 and number of persons insured under indemnity only products.....0.

EXHIBIT OF PREMIUMS AND LOSSES (Statutory Page 14)



NAIC Group Code....84 NAIC Company Code....13794

BUSINESS IN THE STATE OF NEW JERSEY DURING THE YEAR

Line of Business	Gross Premiums, Including Policy and Membership Fees, Less Return Premiums and Premiums on Policies not Taken		3 Dividends Paid or Credited to Policyholders on Direct Business	4 Direct Unearned Premium Reserves	5 Direct Losses Paid (deducting salvage)	6 Direct Losses Incurred	7 Direct Losses Unpaid	8 Direct Defense and Cost Containment Expense Paid	9 Direct Defense and Cost Containment Expense Incurred	10 Direct Defense and Cost Containment Expense Unpaid	11 Commissions and Brokerage Expenses	12 Taxes, Licenses and Fees
	1 Direct Premiums Written	2 Direct Premiums Earned										
1. Fire.....												
2.1 Allied lines.....												
2.2 Multiple peril crop.....												
2.3 Federal flood.....												
2.4 Private crop.....												
2.5 Private flood.....												
3. Farmowners multiple peril.....												
4. Homeowners multiple peril.....												
5.1 Commercial multiple peril (non-liability portion).....												
5.2 Commercial multiple peril (liability portion).....												
6. Mortgage guaranty.....												
8. Ocean marine.....												
9. Inland marine.....												
10. Financial guaranty.....												
11. Medical professional liability.....												
12. Earthquake.....												
13. Group accident and health (b).....												
14. Credit A&H (group and individual).....												
15.1 Collectively renewable A&H (b).....												
15.2 Non-cancelable A&H (b).....												
15.3 Guaranteed renewable A&H (b).....												
15.4 Non-renewable for stated reasons only (b).....												
15.5 Other accident only.....												
15.6 Medicare Title XVIII exempt from state taxes or fees.....												
15.7 All other A&H (b).....												
15.8 Federal employees health benefits plan premium.....												
16. Workers' compensation.....												
17.1 Other liability-occurrence.....	10,430	15,921		4,362	110,297	(1,182)	482,848	329,730	(120,887)	272,003	2,063	31
17.2 Other liability-claims-made.....	67,690	27,855		39,835							13,537	203
17.3 Excess workers' compensation.....												
18. Products liability.....	122	466			15,000	(149,042)	126,877	48,645	(69,084)	64,205	24	
19.1 Private passenger auto no-fault (personal injury protection).....												
19.2 Other private passenger auto liability.....												
19.3 Commercial auto no-fault (personal injury protection).....												
19.4 Other commercial auto liability.....												
21.1 Private passenger auto physical damage.....												
21.2 Commercial auto physical damage.....												
22. Aircraft (all perils).....												
23. Fidelity.....												
24. Surety.....												
26. Burglary and theft.....												
27. Boiler and machinery.....												
28. Credit.....												
29. International.....												
30. Warranty.....												
34. Aggregate write-ins for other lines of business.....	0	0	0	0	0	0	0	0	0	0	0	0
35. TOTALS (a).....	78,242	44,242	0	44,197	125,297	(150,224)	609,725	378,375	(189,971)	336,208	15,624	234

DETAILS OF WRITE-INS

3401.												
3402.												
3403.												
3498. Summary of remaining write-ins for Line 34 from overflow page.....	0	0	0	0	0	0	0	0	0	0	0	0
3499. TOTALS (Lines 3401 through 3403 plus 3498) (Line 34 above).....	0	0	0	0	0	0	0	0	0	0	0	0

(a) Finance and service charges not included in Lines 1 to 35 \$.....0.

(b) For health business on indicated lines report: Number of persons insured under PPO managed care products.....0 and number of persons insured under indemnity only products.....0.

EXHIBIT OF PREMIUMS AND LOSSES (Statutory Page 14)



NAIC Group Code....84 NAIC Company Code....13794

BUSINESS IN THE STATE OF NEW MEXICO DURING THE YEAR

Line of Business	Gross Premiums, Including Policy and Membership Fees, Less Return Premiums and Premiums on Policies not Taken		3 Dividends Paid or Credited to Policyholders on Direct Business	4 Direct Unearned Premium Reserves	5 Direct Losses Paid (deducting salvage)	6 Direct Losses Incurred	7 Direct Losses Unpaid	8 Direct Defense and Cost Containment Expense Paid	9 Direct Defense and Cost Containment Expense Incurred	10 Direct Defense and Cost Containment Expense Unpaid	11 Commissions and Brokerage Expenses	12 Taxes, Licenses and Fees
	1 Direct Premiums Written	2 Direct Premiums Earned										
1. Fire.....												
2.1 Allied lines.....												
2.2 Multiple peril crop.....												
2.3 Federal flood.....												
2.4 Private crop.....												
2.5 Private flood.....												
3. Farmowners multiple peril.....												
4. Homeowners multiple peril.....												
5.1 Commercial multiple peril (non-liability portion).....												
5.2 Commercial multiple peril (liability portion).....												
6. Mortgage guaranty.....												
8. Ocean marine.....												
9. Inland marine.....												
10. Financial guaranty.....												
11. Medical professional liability.....												
12. Earthquake.....												
13. Group accident and health (b).....												
14. Credit A&H (group and individual).....												
15.1 Collectively renewable A&H (b).....												
15.2 Non-cancelable A&H (b).....												
15.3 Guaranteed renewable A&H (b).....												
15.4 Non-renewable for stated reasons only (b).....												
15.5 Other accident only.....												
15.6 Medicare Title XVIII exempt from state taxes or fees.....												
15.7 All other A&H (b).....												
15.8 Federal employees health benefits plan premium.....												
16. Workers' compensation.....												
17.1 Other liability-occurrence.....	36,801	39,405		25,505	7,500	(15,011)	3,546	8,980	(31,984)	322	5,969	110
17.2 Other liability-claims-made.....												
17.3 Excess workers' compensation.....												
18. Products liability.....	8,539	9,019		7,472							1,281	26
19.1 Private passenger auto no-fault (personal injury protection).....												
19.2 Other private passenger auto liability.....												
19.3 Commercial auto no-fault (personal injury protection).....												
19.4 Other commercial auto liability.....												
21.1 Private passenger auto physical damage.....												
21.2 Commercial auto physical damage.....												
22. Aircraft (all perils).....												
23. Fidelity.....												
24. Surety.....												
26. Burglary and theft.....												
27. Boiler and machinery.....												
28. Credit.....												
29. International.....												
30. Warranty.....												
34. Aggregate write-ins for other lines of business.....	0	0	0	0	0	0	0	0	0	0	0	0
35. TOTALS (a).....	45,340	48,424	0	32,977	7,500	(15,011)	3,546	8,980	(31,984)	322	7,250	136

DETAILS OF WRITE-INS

3401.												
3402.												
3403.												
3498. Summary of remaining write-ins for Line 34 from overflow page.....	0	0	0	0	0	0	0	0	0	0	0	0
3499. TOTALS (Lines 3401 through 3403 plus 3498) (Line 34 above).....	0	0	0	0	0	0	0	0	0	0	0	0

(a) Finance and service charges not included in Lines 1 to 35 \$.....0.

(b) For health business on indicated lines report: Number of persons insured under PPO managed care products.....0 and number of persons insured under indemnity only products.....0.

EXHIBIT OF PREMIUMS AND LOSSES (Statutory Page 14)



NAIC Group Code....84 NAIC Company Code....13794

BUSINESS IN THE STATE OF NEVADA DURING THE YEAR

Line of Business	Gross Premiums, Including Policy and Membership Fees, Less Return Premiums and Premiums on Policies not Taken		3 Dividends Paid or Credited to Policyholders on Direct Business	4 Direct Unearned Premium Reserves	5 Direct Losses Paid (deducting salvage)	6 Direct Losses Incurred	7 Direct Losses Unpaid	8 Direct Defense and Cost Containment Expense Paid	9 Direct Defense and Cost Containment Expense Incurred	10 Direct Defense and Cost Containment Expense Unpaid	11 Commissions and Brokerage Expenses	12 Taxes, Licenses and Fees
	1 Direct Premiums Written	2 Direct Premiums Earned										
1. Fire.....												
2.1 Allied lines.....												
2.2 Multiple peril crop.....												
2.3 Federal flood.....												
2.4 Private crop.....												
2.5 Private flood.....												
3. Farmowners multiple peril.....												
4. Homeowners multiple peril.....												
5.1 Commercial multiple peril (non-liability portion).....												
5.2 Commercial multiple peril (liability portion).....												
6. Mortgage guaranty.....												
8. Ocean marine.....												
9. Inland marine.....												
10. Financial guaranty.....												
11. Medical professional liability.....												
12. Earthquake.....												
13. Group accident and health (b).....												
14. Credit A&H (group and individual).....												
15.1 Collectively renewable A&H (b).....												
15.2 Non-cancelable A&H (b).....												
15.3 Guaranteed renewable A&H (b).....												
15.4 Non-renewable for stated reasons only (b).....												
15.5 Other accident only.....												
15.6 Medicare Title XVIII exempt from state taxes or fees.....												
15.7 All other A&H (b).....												
15.8 Federal employees health benefits plan premium.....												
16. Workers' compensation.....												
17.1 Other liability-occurrence.....	8,086	15,627		4,276		191,766	253,490	42,804	132,999	166,787	1,617	24
17.2 Other liability-claims-made.....												
17.3 Excess workers' compensation.....												
18. Products liability.....												
19.1 Private passenger auto no-fault (personal injury protection).....												
19.2 Other private passenger auto liability.....												
19.3 Commercial auto no-fault (personal injury protection).....												
19.4 Other commercial auto liability.....												
21.1 Private passenger auto physical damage.....												
21.2 Commercial auto physical damage.....												
22. Aircraft (all perils).....												
23. Fidelity.....												
24. Surety.....												
26. Burglary and theft.....												
27. Boiler and machinery.....												
28. Credit.....												
29. International.....												
30. Warranty.....												
34. Aggregate write-ins for other lines of business.....	0	0	0	0	0	0	0	0	0	0	0	0
35. TOTALS (a).....	8,086	15,627	0	4,276	0	191,766	253,490	42,804	132,999	166,787	1,617	24

DETAILS OF WRITE-INS

3401.												
3402.												
3403.												
3498. Summary of remaining write-ins for Line 34 from overflow page.....	0	0	0	0	0	0	0	0	0	0	0	0
3499. TOTALS (Lines 3401 through 3403 plus 3498) (Line 34 above).....	0	0	0	0	0	0	0	0	0	0	0	0

(a) Finance and service charges not included in Lines 1 to 35 \$.....0.

(b) For health business on indicated lines report: Number of persons insured under PPO managed care products.....0 and number of persons insured under indemnity only products.....0.

EXHIBIT OF PREMIUMS AND LOSSES (Statutory Page 14)



NAIC Group Code....84 NAIC Company Code....13794

BUSINESS IN THE STATE OF NEW YORK DURING THE YEAR

Line of Business	Gross Premiums, Including Policy and Membership Fees, Less Return Premiums and Premiums on Policies not Taken		3 Dividends Paid or Credited to Policyholders on Direct Business	4 Direct Unearned Premium Reserves	5 Direct Losses Paid (deducting salvage)	6 Direct Losses Incurred	7 Direct Losses Unpaid	8 Direct Defense and Cost Containment Expense Paid	9 Direct Defense and Cost Containment Expense Incurred	10 Direct Defense and Cost Containment Expense Unpaid	11 Commissions and Brokerage Expenses	12 Taxes, Licenses and Fees
	1 Direct Premiums Written	2 Direct Premiums Earned										
1. Fire.....												
2.1 Allied lines.....												
2.2 Multiple peril crop.....												
2.3 Federal flood.....												
2.4 Private crop.....												
2.5 Private flood.....												
3. Farmowners multiple peril.....												
4. Homeowners multiple peril.....												
5.1 Commercial multiple peril (non-liability portion).....												
5.2 Commercial multiple peril (liability portion).....												
6. Mortgage guaranty.....												
8. Ocean marine.....												
9. Inland marine.....												
10. Financial guaranty.....												
11. Medical professional liability.....												
12. Earthquake.....												
13. Group accident and health (b).....												
14. Credit A&H (group and individual).....												
15.1 Collectively renewable A&H (b).....												
15.2 Non-cancelable A&H (b).....												
15.3 Guaranteed renewable A&H (b).....												
15.4 Non-renewable for stated reasons only (b).....												
15.5 Other accident only.....												
15.6 Medicare Title XVIII exempt from state taxes or fees.....												
15.7 All other A&H (b).....												
15.8 Federal employees health benefits plan premium.....												
16. Workers' compensation.....												
17.1 Other liability-occurrence.....												
17.2 Other liability-claims-made.....												
17.3 Excess workers' compensation.....												
18. Products liability.....												
19.1 Private passenger auto no-fault (personal injury protection).....												
19.2 Other private passenger auto liability.....												
19.3 Commercial auto no-fault (personal injury protection).....												
19.4 Other commercial auto liability.....												
21.1 Private passenger auto physical damage.....												
21.2 Commercial auto physical damage.....												
22. Aircraft (all perils).....												
23. Fidelity.....												
24. Surety.....												
26. Burglary and theft.....												
27. Boiler and machinery.....												
28. Credit.....												
29. International.....												
30. Warranty.....												
34. Aggregate write-ins for other lines of business.....	0	0	0	0	0	0	0	0	0	0	0	0
35. TOTALS (a).....	0	0	0	0	0	0	0	0	0	0	0	0

DETAILS OF WRITE-INS

3401.												
3402.												
3403.												
3498. Summary of remaining write-ins for Line 34 from overflow page.....	0	0	0	0	0	0	0	0	0	0	0	0
3499. TOTALS (Lines 3401 through 3403 plus 3498) (Line 34 above).....	0	0	0	0	0	0	0	0	0	0	0	0

(a) Finance and service charges not included in Lines 1 to 35 \$.....0.

(b) For health business on indicated lines report: Number of persons insured under PPO managed care products.....0 and number of persons insured under indemnity only products.....0.

EXHIBIT OF PREMIUMS AND LOSSES (Statutory Page 14)



NAIC Group Code....84 NAIC Company Code....13794

BUSINESS IN THE STATE OF OHIO DURING THE YEAR

Line of Business	Gross Premiums, Including Policy and Membership Fees, Less Return Premiums and Premiums on Policies not Taken		3 Dividends Paid or Credited to Policyholders on Direct Business	4 Direct Unearned Premium Reserves	5 Direct Losses Paid (deducting salvage)	6 Direct Losses Incurred	7 Direct Losses Unpaid	8 Direct Defense and Cost Containment Expense Paid	9 Direct Defense and Cost Containment Expense Incurred	10 Direct Defense and Cost Containment Expense Unpaid	11 Commissions and Brokerage Expenses	12 Taxes, Licenses and Fees
	1 Direct Premiums Written	2 Direct Premiums Earned										
1. Fire.....												
2.1 Allied lines.....												
2.2 Multiple peril crop.....												
2.3 Federal flood.....												
2.4 Private crop.....												
2.5 Private flood.....												
3. Farmowners multiple peril.....												
4. Homeowners multiple peril.....												
5.1 Commercial multiple peril (non-liability portion).....												
5.2 Commercial multiple peril (liability portion).....												
6. Mortgage guaranty.....												
8. Ocean marine.....												
9. Inland marine.....												
10. Financial guaranty.....												
11. Medical professional liability.....												
12. Earthquake.....												
13. Group accident and health (b).....												
14. Credit A&H (group and individual).....												
15.1 Collectively renewable A&H (b).....												
15.2 Non-cancelable A&H (b).....												
15.3 Guaranteed renewable A&H (b).....												
15.4 Non-renewable for stated reasons only (b).....												
15.5 Other accident only.....												
15.6 Medicare Title XVIII exempt from state taxes or fees.....												
15.7 All other A&H (b).....												
15.8 Federal employees health benefits plan premium.....												
16. Workers' compensation.....												
17.1 Other liability-occurrence.....	1,801	8,168		1,975							348	5
17.2 Other liability-claims-made.....	10,727	3,094		7,633							2,146	32
17.3 Excess workers' compensation.....												
18. Products liability.....		294										
19.1 Private passenger auto no-fault (personal injury protection).....												
19.2 Other private passenger auto liability.....												
19.3 Commercial auto no-fault (personal injury protection).....												
19.4 Other commercial auto liability.....												
21.1 Private passenger auto physical damage.....												
21.2 Commercial auto physical damage.....												
22. Aircraft (all perils).....												
23. Fidelity.....												
24. Surety.....												
26. Burglary and theft.....												
27. Boiler and machinery.....												
28. Credit.....												
29. International.....												
30. Warranty.....												
34. Aggregate write-ins for other lines of business.....	0	0	0	0	0	0	0	0	0	0	0	0
35. TOTALS (a).....	12,528	11,556	0	9,608	0	0	0	0	0	0	2,494	37

DETAILS OF WRITE-INS

3401.												
3402.												
3403.												
3498. Summary of remaining write-ins for Line 34 from overflow page.....	0	0	0	0	0	0	0	0	0	0	0	0
3499. TOTALS (Lines 3401 through 3403 plus 3498) (Line 34 above).....	0	0	0	0	0	0	0	0	0	0	0	0

(a) Finance and service charges not included in Lines 1 to 35 \$.....0.

(b) For health business on indicated lines report: Number of persons insured under PPO managed care products.....0 and number of persons insured under indemnity only products.....0.

EXHIBIT OF PREMIUMS AND LOSSES (Statutory Page 14)



NAIC Group Code....84 NAIC Company Code....13794

BUSINESS IN THE STATE OF OKLAHOMA DURING THE YEAR

Line of Business	Gross Premiums, Including Policy and Membership Fees, Less Return Premiums and Premiums on Policies not Taken		3 Dividends Paid or Credited to Policyholders on Direct Business	4 Direct Unearned Premium Reserves	5 Direct Losses Paid (deducting salvage)	6 Direct Losses Incurred	7 Direct Losses Unpaid	8 Direct Defense and Cost Containment Expense Paid	9 Direct Defense and Cost Containment Expense Incurred	10 Direct Defense and Cost Containment Expense Unpaid	11 Commissions and Brokerage Expenses	12 Taxes, Licenses and Fees
	1 Direct Premiums Written	2 Direct Premiums Earned										
1. Fire.....												
2.1 Allied lines.....												
2.2 Multiple peril crop.....												
2.3 Federal flood.....												
2.4 Private crop.....												
2.5 Private flood.....												
3. Farmowners multiple peril.....												
4. Homeowners multiple peril.....												
5.1 Commercial multiple peril (non-liability portion).....												
5.2 Commercial multiple peril (liability portion).....												
6. Mortgage guaranty.....												
8. Ocean marine.....												
9. Inland marine.....												
10. Financial guaranty.....												
11. Medical professional liability.....												
12. Earthquake.....												
13. Group accident and health (b).....												
14. Credit A&H (group and individual).....												
15.1 Collectively renewable A&H (b).....												
15.2 Non-cancelable A&H (b).....												
15.3 Guaranteed renewable A&H (b).....												
15.4 Non-renewable for stated reasons only (b).....												
15.5 Other accident only.....												
15.6 Medicare Title XVIII exempt from state taxes or fees.....												
15.7 All other A&H (b).....												
15.8 Federal employees health benefits plan premium.....												
16. Workers' compensation.....												
17.1 Other liability-occurrence.....	275,446	269,190		101,073	169,825	126,591	56,855	7,592	(133,879)	16,167	44,002	826
17.2 Other liability-claims-made.....												
17.3 Excess workers' compensation.....												
18. Products liability.....	102,780	89,012		37,293	20,409	(78)	72,053	25,004	(6,720)	31,473	16,506	308
19.1 Private passenger auto no-fault (personal injury protection).....												
19.2 Other private passenger auto liability.....												
19.3 Commercial auto no-fault (personal injury protection).....												
19.4 Other commercial auto liability.....												
21.1 Private passenger auto physical damage.....												
21.2 Commercial auto physical damage.....												
22. Aircraft (all perils).....												
23. Fidelity.....												
24. Surety.....												
26. Burglary and theft.....												
27. Boiler and machinery.....												
28. Credit.....												
29. International.....												
30. Warranty.....												
34. Aggregate write-ins for other lines of business.....	0	0	0	0	0	0	0	0	0	0	0	0
35. TOTALS (a).....	378,226	358,202	0	138,366	190,234	126,513	128,908	32,596	(140,599)	47,640	60,508	1,134

DETAILS OF WRITE-INS

3401.												
3402.												
3403.												
3498. Summary of remaining write-ins for Line 34 from overflow page.....	0	0	0	0	0	0	0	0	0	0	0	0
3499. TOTALS (Lines 3401 through 3403 plus 3498) (Line 34 above).....	0	0	0	0	0	0	0	0	0	0	0	0

(a) Finance and service charges not included in Lines 1 to 35 \$.....0.

(b) For health business on indicated lines report: Number of persons insured under PPO managed care products.....0 and number of persons insured under indemnity only products.....0.

EXHIBIT OF PREMIUMS AND LOSSES (Statutory Page 14)



NAIC Group Code....84 NAIC Company Code....13794

BUSINESS IN THE STATE OF OREGON DURING THE YEAR

Line of Business	Gross Premiums, Including Policy and Membership Fees, Less Return Premiums and Premiums on Policies not Taken		3 Dividends Paid or Credited to Policyholders on Direct Business	4 Direct Unearned Premium Reserves	5 Direct Losses Paid (deducting salvage)	6 Direct Losses Incurred	7 Direct Losses Unpaid	8 Direct Defense and Cost Containment Expense Paid	9 Direct Defense and Cost Containment Expense Incurred	10 Direct Defense and Cost Containment Expense Unpaid	11 Commissions and Brokerage Expenses	12 Taxes, Licenses and Fees
	1 Direct Premiums Written	2 Direct Premiums Earned										
1. Fire.....												
2.1 Allied lines.....												
2.2 Multiple peril crop.....												
2.3 Federal flood.....												
2.4 Private crop.....												
2.5 Private flood.....												
3. Farmowners multiple peril.....												
4. Homeowners multiple peril.....												
5.1 Commercial multiple peril (non-liability portion).....												
5.2 Commercial multiple peril (liability portion).....												
6. Mortgage guaranty.....												
8. Ocean marine.....												
9. Inland marine.....												
10. Financial guaranty.....												
11. Medical professional liability.....												
12. Earthquake.....												
13. Group accident and health (b).....												
14. Credit A&H (group and individual).....												
15.1 Collectively renewable A&H (b).....												
15.2 Non-cancelable A&H (b).....												
15.3 Guaranteed renewable A&H (b).....												
15.4 Non-renewable for stated reasons only (b).....												
15.5 Other accident only.....												
15.6 Medicare Title XVIII exempt from state taxes or fees.....												
15.7 All other A&H (b).....												
15.8 Federal employees health benefits plan premium.....												
16. Workers' compensation.....												
17.1 Other liability-occurrence.....	16,728	15,993		4,829							3,308	50
17.2 Other liability-claims-made.....												
17.3 Excess workers' compensation.....												
18. Products liability.....												
19.1 Private passenger auto no-fault (personal injury protection).....												
19.2 Other private passenger auto liability.....												
19.3 Commercial auto no-fault (personal injury protection).....												
19.4 Other commercial auto liability.....												
21.1 Private passenger auto physical damage.....												
21.2 Commercial auto physical damage.....												
22. Aircraft (all perils).....												
23. Fidelity.....												
24. Surety.....												
26. Burglary and theft.....												
27. Boiler and machinery.....												
28. Credit.....												
29. International.....												
30. Warranty.....												
34. Aggregate write-ins for other lines of business.....	0	0	0	0	0	0	0	0	0	0	0	0
35. TOTALS (a).....	16,728	15,993	0	4,829	0	0	0	0	0	0	3,308	50

DETAILS OF WRITE-INS

3401.												
3402.												
3403.												
3498. Summary of remaining write-ins for Line 34 from overflow page.....	0	0	0	0	0	0	0	0	0	0	0	0
3499. TOTALS (Lines 3401 through 3403 plus 3498) (Line 34 above).....	0	0	0	0	0	0	0	0	0	0	0	0

(a) Finance and service charges not included in Lines 1 to 35 \$.....0.

(b) For health business on indicated lines report: Number of persons insured under PPO managed care products.....0 and number of persons insured under indemnity only products.....0.

EXHIBIT OF PREMIUMS AND LOSSES (Statutory Page 14)



NAIC Group Code....84 NAIC Company Code....13794

BUSINESS IN THE STATE OF PENNSYLVANIA DURING THE YEAR

Line of Business	Gross Premiums, Including Policy and Membership Fees, Less Return Premiums and Premiums on Policies not Taken		3	4	5	6	7	8	9	10	11	12
	1 Direct Premiums Written	2 Direct Premiums Earned	Dividends Paid or Credited to Policyholders on Direct Business	Direct Unearned Premium Reserves	Direct Losses Paid (deducting salvage)	Direct Losses Incurred	Direct Losses Unpaid	Direct Defense and Cost Containment Expense Paid	Direct Defense and Cost Containment Expense Incurred	Direct Defense and Cost Containment Expense Unpaid	Commissions and Brokerage Expenses	Taxes, Licenses and Fees
1. Fire.....												
2.1 Allied lines.....												
2.2 Multiple peril crop.....												
2.3 Federal flood.....												
2.4 Private crop.....												
2.5 Private flood.....												
3. Farmowners multiple peril.....												
4. Homeowners multiple peril.....												
5.1 Commercial multiple peril (non-liability portion).....												
5.2 Commercial multiple peril (liability portion).....					22,000	41,073	40,000		(764)			
6. Mortgage guaranty.....												
8. Ocean marine.....												
9. Inland marine.....												
10. Financial guaranty.....												
11. Medical professional liability.....												
12. Earthquake.....												
13. Group accident and health (b).....												
14. Credit A&H (group and individual).....												
15.1 Collectively renewable A&H (b).....												
15.2 Non-cancelable A&H (b).....												
15.3 Guaranteed renewable A&H (b).....												
15.4 Non-renewable for stated reasons only (b).....												
15.5 Other accident only.....												
15.6 Medicare Title XVIII exempt from state taxes or fees.....												
15.7 All other A&H (b).....												
15.8 Federal employees health benefits plan premium.....												
16. Workers' compensation.....												
17.1 Other liability-occurrence.....	12,816	15,362		3,892		(10,827)	5,326	28,117	6,636	60	2,574	38
17.2 Other liability-claims-made.....	10,901	3,438		7,463							2,180	33
17.3 Excess workers' compensation.....												
18. Products liability.....	427	542		134							91	1
19.1 Private passenger auto no-fault (personal injury protection).....												
19.2 Other private passenger auto liability.....												
19.3 Commercial auto no-fault (personal injury protection).....												
19.4 Other commercial auto liability.....												
21.1 Private passenger auto physical damage.....												
21.2 Commercial auto physical damage.....												
22. Aircraft (all perils).....												
23. Fidelity.....												
24. Surety.....												
26. Burglary and theft.....												
27. Boiler and machinery.....												
28. Credit.....												
29. International.....												
30. Warranty.....												
34. Aggregate write-ins for other lines of business.....	0	0	0	0	0	0	0	0	0	0	0	0
35. TOTALS (a).....	24,144	19,342	0	11,489	22,000	30,246	45,326	28,117	5,872	60	4,845	72

DETAILS OF WRITE-INS

3401.												
3402.												
3403.												
3498. Summary of remaining write-ins for Line 34 from overflow page.....	0	0	0	0	0	0	0	0	0	0	0	0
3499. TOTALS (Lines 3401 through 3403 plus 3498) (Line 34 above).....	0	0	0	0	0	0	0	0	0	0	0	0

(a) Finance and service charges not included in Lines 1 to 35 \$.....0.

(b) For health business on indicated lines report: Number of persons insured under PPO managed care products.....0 and number of persons insured under indemnity only products.....0.

EXHIBIT OF PREMIUMS AND LOSSES (Statutory Page 14)



NAIC Group Code....84 NAIC Company Code....13794

BUSINESS IN THE STATE OF RHODE ISLAND DURING THE YEAR

Line of Business	Gross Premiums, Including Policy and Membership Fees, Less Return Premiums and Premiums on Policies not Taken		3 Dividends Paid or Credited to Policyholders on Direct Business	4 Direct Unearned Premium Reserves	5 Direct Losses Paid (deducting salvage)	6 Direct Losses Incurred	7 Direct Losses Unpaid	8 Direct Defense and Cost Containment Expense Paid	9 Direct Defense and Cost Containment Expense Incurred	10 Direct Defense and Cost Containment Expense Unpaid	11 Commissions and Brokerage Expenses	12 Taxes, Licenses and Fees
	1 Direct Premiums Written	2 Direct Premiums Earned										
1. Fire.....												
2.1 Allied lines.....												
2.2 Multiple peril crop.....												
2.3 Federal flood.....												
2.4 Private crop.....												
2.5 Private flood.....												
3. Farmowners multiple peril.....												
4. Homeowners multiple peril.....												
5.1 Commercial multiple peril (non-liability portion).....												
5.2 Commercial multiple peril (liability portion).....												
6. Mortgage guaranty.....												
8. Ocean marine.....												
9. Inland marine.....												
10. Financial guaranty.....												
11. Medical professional liability.....												
12. Earthquake.....												
13. Group accident and health (b).....												
14. Credit A&H (group and individual).....												
15.1 Collectively renewable A&H (b).....												
15.2 Non-cancelable A&H (b).....												
15.3 Guaranteed renewable A&H (b).....												
15.4 Non-renewable for stated reasons only (b).....												
15.5 Other accident only.....												
15.6 Medicare Title XVIII exempt from state taxes or fees.....												
15.7 All other A&H (b).....												
15.8 Federal employees health benefits plan premium.....												
16. Workers' compensation.....												
17.1 Other liability-occurrence.....	2,407	2,407		56							420	7
17.2 Other liability-claims-made.....												
17.3 Excess workers' compensation.....												
18. Products liability.....	756	756		75							132	2
19.1 Private passenger auto no-fault (personal injury protection).....												
19.2 Other private passenger auto liability.....												
19.3 Commercial auto no-fault (personal injury protection).....												
19.4 Other commercial auto liability.....												
21.1 Private passenger auto physical damage.....												
21.2 Commercial auto physical damage.....												
22. Aircraft (all perils).....												
23. Fidelity.....												
24. Surety.....												
26. Burglary and theft.....												
27. Boiler and machinery.....												
28. Credit.....												
29. International.....												
30. Warranty.....												
34. Aggregate write-ins for other lines of business.....	0	0	0	0	0	0	0	0	0	0	0	0
35. TOTALS (a).....	3,163	3,163	0	131	0	0	0	0	0	0	552	9

DETAILS OF WRITE-INS

3401.												
3402.												
3403.												
3498. Summary of remaining write-ins for Line 34 from overflow page.....	0	0	0	0	0	0	0	0	0	0	0	0
3499. TOTALS (Lines 3401 through 3403 plus 3498) (Line 34 above).....	0	0	0	0	0	0	0	0	0	0	0	0

(a) Finance and service charges not included in Lines 1 to 35 \$.....0.

(b) For health business on indicated lines report: Number of persons insured under PPO managed care products.....0 and number of persons insured under indemnity only products.....0.

EXHIBIT OF PREMIUMS AND LOSSES (Statutory Page 14)



NAIC Group Code....84 NAIC Company Code....13794

BUSINESS IN THE STATE OF SOUTH CAROLINA DURING THE YEAR

Line of Business	Gross Premiums, Including Policy and Membership Fees, Less Return Premiums and Premiums on Policies not Taken		3 Dividends Paid or Credited to Policyholders on Direct Business	4 Direct Unearned Premium Reserves	5 Direct Losses Paid (deducting salvage)	6 Direct Losses Incurred	7 Direct Losses Unpaid	8 Direct Defense and Cost Containment Expense Paid	9 Direct Defense and Cost Containment Expense Incurred	10 Direct Defense and Cost Containment Expense Unpaid	11 Commissions and Brokerage Expenses	12 Taxes, Licenses and Fees
	1 Direct Premiums Written	2 Direct Premiums Earned										
1. Fire.....												
2.1 Allied lines.....												
2.2 Multiple peril crop.....												
2.3 Federal flood.....												
2.4 Private crop.....												
2.5 Private flood.....												
3. Farmowners multiple peril.....												
4. Homeowners multiple peril.....												
5.1 Commercial multiple peril (non-liability portion).....												
5.2 Commercial multiple peril (liability portion).....												
6. Mortgage guaranty.....												
8. Ocean marine.....												
9. Inland marine.....												
10. Financial guaranty.....												
11. Medical professional liability.....												
12. Earthquake.....												
13. Group accident and health (b).....												
14. Credit A&H (group and individual).....												
15.1 Collectively renewable A&H (b).....												
15.2 Non-cancelable A&H (b).....												
15.3 Guaranteed renewable A&H (b).....												
15.4 Non-renewable for stated reasons only (b).....												
15.5 Other accident only.....												
15.6 Medicare Title XVIII exempt from state taxes or fees.....												
15.7 All other A&H (b).....												
15.8 Federal employees health benefits plan premium.....												
16. Workers' compensation.....												
17.1 Other liability-occurrence.....	81,998	79,929		22,081		604					16,273	246
17.2 Other liability-claims-made.....	8,723	3,655		5,068							1,745	26
17.3 Excess workers' compensation.....												
18. Products liability.....	75,375	67,762		16,434		(190)					15,075	226
19.1 Private passenger auto no-fault (personal injury protection).....												
19.2 Other private passenger auto liability.....												
19.3 Commercial auto no-fault (personal injury protection).....												
19.4 Other commercial auto liability.....												
21.1 Private passenger auto physical damage.....												
21.2 Commercial auto physical damage.....												
22. Aircraft (all perils).....												
23. Fidelity.....												
24. Surety.....												
26. Burglary and theft.....												
27. Boiler and machinery.....												
28. Credit.....												
29. International.....												
30. Warranty.....												
34. Aggregate write-ins for other lines of business.....	0	0	0	0	0	0	0	0	0	0	0	0
35. TOTALS (a).....	166,096	151,346	0	43,583	0	414	0	0	0	0	33,093	498

DETAILS OF WRITE-INS

3401.												
3402.												
3403.												
3498. Summary of remaining write-ins for Line 34 from overflow page.....	0	0	0	0	0	0	0	0	0	0	0	0
3499. TOTALS (Lines 3401 through 3403 plus 3498) (Line 34 above).....	0	0	0	0	0	0	0	0	0	0	0	0

(a) Finance and service charges not included in Lines 1 to 35 \$.....0.

(b) For health business on indicated lines report: Number of persons insured under PPO managed care products.....0 and number of persons insured under indemnity only products.....0.

EXHIBIT OF PREMIUMS AND LOSSES (Statutory Page 14)



NAIC Group Code....84 NAIC Company Code....13794

BUSINESS IN THE STATE OF SOUTH DAKOTA DURING THE YEAR

Line of Business	Gross Premiums, Including Policy and Membership Fees, Less Return Premiums and Premiums on Policies not Taken		3 Dividends Paid or Credited to Policyholders on Direct Business	4 Direct Unearned Premium Reserves	5 Direct Losses Paid (deducting salvage)	6 Direct Losses Incurred	7 Direct Losses Unpaid	8 Direct Defense and Cost Containment Expense Paid	9 Direct Defense and Cost Containment Expense Incurred	10 Direct Defense and Cost Containment Expense Unpaid	11 Commissions and Brokerage Expenses	12 Taxes, Licenses and Fees
	1 Direct Premiums Written	2 Direct Premiums Earned										
1. Fire.....												
2.1 Allied lines.....												
2.2 Multiple peril crop.....												
2.3 Federal flood.....												
2.4 Private crop.....												
2.5 Private flood.....												
3. Farmowners multiple peril.....												
4. Homeowners multiple peril.....												
5.1 Commercial multiple peril (non-liability portion).....												
5.2 Commercial multiple peril (liability portion).....												
6. Mortgage guaranty.....												
8. Ocean marine.....												
9. Inland marine.....												
10. Financial guaranty.....												
11. Medical professional liability.....												
12. Earthquake.....												
13. Group accident and health (b).....												
14. Credit A&H (group and individual).....												
15.1 Collectively renewable A&H (b).....												
15.2 Non-cancelable A&H (b).....												
15.3 Guaranteed renewable A&H (b).....												
15.4 Non-renewable for stated reasons only (b).....												
15.5 Other accident only.....												
15.6 Medicare Title XVIII exempt from state taxes or fees.....												
15.7 All other A&H (b).....												
15.8 Federal employees health benefits plan premium.....												
16. Workers' compensation.....												
17.1 Other liability-occurrence.....	1,938	1,928		1,211							339	6
17.2 Other liability-claims-made.....												
17.3 Excess workers' compensation.....												
18. Products liability.....												
19.1 Private passenger auto no-fault (personal injury protection).....												
19.2 Other private passenger auto liability.....												
19.3 Commercial auto no-fault (personal injury protection).....												
19.4 Other commercial auto liability.....												
21.1 Private passenger auto physical damage.....												
21.2 Commercial auto physical damage.....												
22. Aircraft (all perils).....												
23. Fidelity.....												
24. Surety.....												
26. Burglary and theft.....												
27. Boiler and machinery.....												
28. Credit.....												
29. International.....												
30. Warranty.....												
34. Aggregate write-ins for other lines of business.....	0	0	0	0	0	0	0	0	0	0	0	0
35. TOTALS (a).....	1,938	1,928	0	1,211	0	0	0	0	0	0	339	6

DETAILS OF WRITE-INS

3401.												
3402.												
3403.												
3498. Summary of remaining write-ins for Line 34 from overflow page.....	0	0	0	0	0	0	0	0	0	0	0	0
3499. TOTALS (Lines 3401 through 3403 plus 3498) (Line 34 above).....	0	0	0	0	0	0	0	0	0	0	0	0

(a) Finance and service charges not included in Lines 1 to 35 \$.....0.

(b) For health business on indicated lines report: Number of persons insured under PPO managed care products.....0 and number of persons insured under indemnity only products.....0.

EXHIBIT OF PREMIUMS AND LOSSES (Statutory Page 14)



NAIC Group Code....84 NAIC Company Code....13794

BUSINESS IN THE STATE OF TENNESSEE DURING THE YEAR

Line of Business	Gross Premiums, Including Policy and Membership Fees, Less Return Premiums and Premiums on Policies not Taken		3 Dividends Paid or Credited to Policyholders on Direct Business	4 Direct Unearned Premium Reserves	5 Direct Losses Paid (deducting salvage)	6 Direct Losses Incurred	7 Direct Losses Unpaid	8 Direct Defense and Cost Containment Expense Paid	9 Direct Defense and Cost Containment Expense Incurred	10 Direct Defense and Cost Containment Expense Unpaid	11 Commissions and Brokerage Expenses	12 Taxes, Licenses and Fees
	1 Direct Premiums Written	2 Direct Premiums Earned										
1. Fire.....												
2.1 Allied lines.....												
2.2 Multiple peril crop.....												
2.3 Federal flood.....												
2.4 Private crop.....												
2.5 Private flood.....												
3. Farmowners multiple peril.....												
4. Homeowners multiple peril.....												
5.1 Commercial multiple peril (non-liability portion).....												
5.2 Commercial multiple peril (liability portion).....												
6. Mortgage guaranty.....												
8. Ocean marine.....												
9. Inland marine.....												
10. Financial guaranty.....												
11. Medical professional liability.....												
12. Earthquake.....												
13. Group accident and health (b).....												
14. Credit A&H (group and individual).....												
15.1 Collectively renewable A&H (b).....												
15.2 Non-cancelable A&H (b).....												
15.3 Guaranteed renewable A&H (b).....												
15.4 Non-renewable for stated reasons only (b).....												
15.5 Other accident only.....												
15.6 Medicare Title XVIII exempt from state taxes or fees.....												
15.7 All other A&H (b).....												
15.8 Federal employees health benefits plan premium.....												
16. Workers' compensation.....												
17.1 Other liability-occurrence.....	18,417	28,259		4,703	(524)						3,510	.55
17.2 Other liability-claims-made.....												
17.3 Excess workers' compensation.....												
18. Products liability.....	9,122	9,113		1,680							1,798	.27
19.1 Private passenger auto no-fault (personal injury protection).....												
19.2 Other private passenger auto liability.....												
19.3 Commercial auto no-fault (personal injury protection).....												
19.4 Other commercial auto liability.....												
21.1 Private passenger auto physical damage.....												
21.2 Commercial auto physical damage.....												
22. Aircraft (all perils).....												
23. Fidelity.....												
24. Surety.....												
26. Burglary and theft.....												
27. Boiler and machinery.....												
28. Credit.....												
29. International.....												
30. Warranty.....												
34. Aggregate write-ins for other lines of business.....	.0	.0	.0	.0	.0	.0	.0	.0	.0	.0	.0	.0
35. TOTALS (a).....	27,539	37,372	.0	6,383	.0	(524)	.0	.0	.0	.0	5,308	.82

DETAILS OF WRITE-INS

3401.												
3402.												
3403.												
3498. Summary of remaining write-ins for Line 34 from overflow page.....	.0	.0	.0	.0	.0	.0	.0	.0	.0	.0	.0	.0
3499. TOTALS (Lines 3401 through 3403 plus 3498) (Line 34 above).....	.0	.0	.0	.0	.0	.0	.0	.0	.0	.0	.0	.0

(a) Finance and service charges not included in Lines 1 to 35 \$.....0.

(b) For health business on indicated lines report: Number of persons insured under PPO managed care products.....0 and number of persons insured under indemnity only products.....0.

EXHIBIT OF PREMIUMS AND LOSSES (Statutory Page 14)



NAIC Group Code....84 NAIC Company Code....13794

BUSINESS IN THE STATE OF TEXAS DURING THE YEAR

Line of Business	Gross Premiums, Including Policy and Membership Fees, Less Return Premiums and Premiums on Policies not Taken		3 Dividends Paid or Credited to Policyholders on Direct Business	4 Direct Unearned Premium Reserves	5 Direct Losses Paid (deducting salvage)	6 Direct Losses Incurred	7 Direct Losses Unpaid	8 Direct Defense and Cost Containment Expense Paid	9 Direct Defense and Cost Containment Expense Incurred	10 Direct Defense and Cost Containment Expense Unpaid	11 Commissions and Brokerage Expenses	12 Taxes, Licenses and Fees
	1 Direct Premiums Written	2 Direct Premiums Earned										
1. Fire.....												
2.1 Allied lines.....												
2.2 Multiple peril crop.....												
2.3 Federal flood.....												
2.4 Private crop.....												
2.5 Private flood.....												
3. Farmowners multiple peril.....												
4. Homeowners multiple peril.....												
5.1 Commercial multiple peril (non-liability portion).....												
5.2 Commercial multiple peril (liability portion).....												
6. Mortgage guaranty.....												
8. Ocean marine.....												
9. Inland marine.....												
10. Financial guaranty.....												
11. Medical professional liability.....												
12. Earthquake.....												
13. Group accident and health (b).....												
14. Credit A&H (group and individual).....												
15.1 Collectively renewable A&H (b).....												
15.2 Non-cancelable A&H (b).....												
15.3 Guaranteed renewable A&H (b).....												
15.4 Non-renewable for stated reasons only (b).....												
15.5 Other accident only.....												
15.6 Medicare Title XVIII exempt from state taxes or fees.....												
15.7 All other A&H (b).....												
15.8 Federal employees health benefits plan premium.....												
16. Workers' compensation.....												
17.1 Other liability-occurrence.....	67,101	61,891		26,630							11,926	201
17.2 Other liability-claims-made.....												
17.3 Excess workers' compensation.....												
18. Products liability.....	13,825	12,463		6,081	5,500	10,955	5,455	2,365	2,365		2,441	41
19.1 Private passenger auto no-fault (personal injury protection).....												
19.2 Other private passenger auto liability.....												
19.3 Commercial auto no-fault (personal injury protection).....												
19.4 Other commercial auto liability.....												
21.1 Private passenger auto physical damage.....												
21.2 Commercial auto physical damage.....												
22. Aircraft (all perils).....												
23. Fidelity.....												
24. Surety.....												
26. Burglary and theft.....												
27. Boiler and machinery.....												
28. Credit.....												
29. International.....												
30. Warranty.....												
34. Aggregate write-ins for other lines of business.....	0	0	0	0	0	0	0	0	0	0	0	0
35. TOTALS (a).....	80,926	74,354	0	32,711	5,500	10,955	5,455	2,365	2,365	0	14,367	242

DETAILS OF WRITE-INS

3401.												
3402.												
3403.												
3498. Summary of remaining write-ins for Line 34 from overflow page.....	0	0	0	0	0	0	0	0	0	0	0	0
3499. TOTALS (Lines 3401 through 3403 plus 3498) (Line 34 above).....	0	0	0	0	0	0	0	0	0	0	0	0

(a) Finance and service charges not included in Lines 1 to 35 \$.....0.

(b) For health business on indicated lines report: Number of persons insured under PPO managed care products.....0 and number of persons insured under indemnity only products.....0.

EXHIBIT OF PREMIUMS AND LOSSES (Statutory Page 14)



NAIC Group Code....84 NAIC Company Code....13794

BUSINESS IN THE STATE OF UTAH DURING THE YEAR

Line of Business	Gross Premiums, Including Policy and Membership Fees, Less Return Premiums and Premiums on Policies not Taken		3 Dividends Paid or Credited to Policyholders on Direct Business	4 Direct Unearned Premium Reserves	5 Direct Losses Paid (deducting salvage)	6 Direct Losses Incurred	7 Direct Losses Unpaid	8 Direct Defense and Cost Containment Expense Paid	9 Direct Defense and Cost Containment Expense Incurred	10 Direct Defense and Cost Containment Expense Unpaid	11 Commissions and Brokerage Expenses	12 Taxes, Licenses and Fees
	1 Direct Premiums Written	2 Direct Premiums Earned										
1. Fire.....												
2.1 Allied lines.....												
2.2 Multiple peril crop.....												
2.3 Federal flood.....												
2.4 Private crop.....												
2.5 Private flood.....												
3. Farmowners multiple peril.....												
4. Homeowners multiple peril.....												
5.1 Commercial multiple peril (non-liability portion).....												
5.2 Commercial multiple peril (liability portion).....												
6. Mortgage guaranty.....												
8. Ocean marine.....												
9. Inland marine.....												
10. Financial guaranty.....												
11. Medical professional liability.....												
12. Earthquake.....												
13. Group accident and health (b).....												
14. Credit A&H (group and individual).....												
15.1 Collectively renewable A&H (b).....												
15.2 Non-cancelable A&H (b).....												
15.3 Guaranteed renewable A&H (b).....												
15.4 Non-renewable for stated reasons only (b).....												
15.5 Other accident only.....												
15.6 Medicare Title XVIII exempt from state taxes or fees.....												
15.7 All other A&H (b).....												
15.8 Federal employees health benefits plan premium.....												
16. Workers' compensation.....												
17.1 Other liability-occurrence.....	94,378	95,491		46,928		589,963	781,841	247,097	524,050	499,859	16,558	283
17.2 Other liability-claims-made.....	3,390	1,836		1,554							678	10
17.3 Excess workers' compensation.....												
18. Products liability.....	36,350	9,222		27,477							5,532	109
19.1 Private passenger auto no-fault (personal injury protection).....												
19.2 Other private passenger auto liability.....												
19.3 Commercial auto no-fault (personal injury protection).....												
19.4 Other commercial auto liability.....												
21.1 Private passenger auto physical damage.....												
21.2 Commercial auto physical damage.....												
22. Aircraft (all perils).....												
23. Fidelity.....												
24. Surety.....												
26. Burglary and theft.....												
27. Boiler and machinery.....												
28. Credit.....												
29. International.....												
30. Warranty.....												
34. Aggregate write-ins for other lines of business.....	0	0	0	0	0	0	0	0	0	0	0	0
35. TOTALS (a).....	134,118	106,549	0	75,959	0	589,963	781,841	247,097	524,050	499,859	22,768	402

DETAILS OF WRITE-INS

3401.												
3402.												
3403.												
3498. Summary of remaining write-ins for Line 34 from overflow page.....	0	0	0	0	0	0	0	0	0	0	0	0
3499. TOTALS (Lines 3401 through 3403 plus 3498) (Line 34 above).....	0	0	0	0	0	0	0	0	0	0	0	0

(a) Finance and service charges not included in Lines 1 to 35 \$.....0.

(b) For health business on indicated lines report: Number of persons insured under PPO managed care products.....0 and number of persons insured under indemnity only products.....0.

EXHIBIT OF PREMIUMS AND LOSSES (Statutory Page 14)



NAIC Group Code....84 NAIC Company Code....13794

BUSINESS IN THE STATE OF VIRGINIA DURING THE YEAR

Line of Business	Gross Premiums, Including Policy and Membership Fees, Less Return Premiums and Premiums on Policies not Taken		3 Dividends Paid or Credited to Policyholders on Direct Business	4 Direct Unearned Premium Reserves	5 Direct Losses Paid (deducting salvage)	6 Direct Losses Incurred	7 Direct Losses Unpaid	8 Direct Defense and Cost Containment Expense Paid	9 Direct Defense and Cost Containment Expense Incurred	10 Direct Defense and Cost Containment Expense Unpaid	11 Commissions and Brokerage Expenses	12 Taxes, Licenses and Fees
	1 Direct Premiums Written	2 Direct Premiums Earned										
1. Fire.....												
2.1 Allied lines.....												
2.2 Multiple peril crop.....												
2.3 Federal flood.....												
2.4 Private crop.....												
2.5 Private flood.....												
3. Farmowners multiple peril.....												
4. Homeowners multiple peril.....												
5.1 Commercial multiple peril (non-liability portion).....												
5.2 Commercial multiple peril (liability portion).....												
6. Mortgage guaranty.....												
8. Ocean marine.....												
9. Inland marine.....												
10. Financial guaranty.....												
11. Medical professional liability.....												
12. Earthquake.....												
13. Group accident and health (b).....												
14. Credit A&H (group and individual).....												
15.1 Collectively renewable A&H (b).....												
15.2 Non-cancelable A&H (b).....												
15.3 Guaranteed renewable A&H (b).....												
15.4 Non-renewable for stated reasons only (b).....												
15.5 Other accident only.....												
15.6 Medicare Title XVIII exempt from state taxes or fees.....												
15.7 All other A&H (b).....												
15.8 Federal employees health benefits plan premium.....												
16. Workers' compensation.....												
17.1 Other liability-occurrence.....	203,236	185,536		64,065							40,648	610
17.2 Other liability-claims-made.....	133,410	55,361		78,049							26,681	400
17.3 Excess workers' compensation.....												
18. Products liability.....	796	2,711				(9,443)					160	2
19.1 Private passenger auto no-fault (personal injury protection).....												
19.2 Other private passenger auto liability.....												
19.3 Commercial auto no-fault (personal injury protection).....												
19.4 Other commercial auto liability.....												
21.1 Private passenger auto physical damage.....												
21.2 Commercial auto physical damage.....												
22. Aircraft (all perils).....												
23. Fidelity.....												
24. Surety.....												
26. Burglary and theft.....												
27. Boiler and machinery.....												
28. Credit.....												
29. International.....												
30. Warranty.....												
34. Aggregate write-ins for other lines of business.....	0	0	0	0	0	0	0	0	0	0	0	0
35. TOTALS (a).....	337,442	243,608	0	142,114	0	(9,443)	0	0	0	0	67,489	1,012

DETAILS OF WRITE-INS

3401.												
3402.												
3403.												
3498. Summary of remaining write-ins for Line 34 from overflow page.....	0	0	0	0	0	0	0	0	0	0	0	0
3499. TOTALS (Lines 3401 through 3403 plus 3498) (Line 34 above).....	0	0	0	0	0	0	0	0	0	0	0	0

(a) Finance and service charges not included in Lines 1 to 35 \$.....0.

(b) For health business on indicated lines report: Number of persons insured under PPO managed care products.....0 and number of persons insured under indemnity only products.....0.

EXHIBIT OF PREMIUMS AND LOSSES (Statutory Page 14)



NAIC Group Code....84 NAIC Company Code....13794

BUSINESS IN THE STATE OF VERMONT DURING THE YEAR

Line of Business	Gross Premiums, Including Policy and Membership Fees, Less Return Premiums and Premiums on Policies not Taken		3 Dividends Paid or Credited to Policyholders on Direct Business	4 Direct Unearned Premium Reserves	5 Direct Losses Paid (deducting salvage)	6 Direct Losses Incurred	7 Direct Losses Unpaid	8 Direct Defense and Cost Containment Expense Paid	9 Direct Defense and Cost Containment Expense Incurred	10 Direct Defense and Cost Containment Expense Unpaid	11 Commissions and Brokerage Expenses	12 Taxes, Licenses and Fees
	1 Direct Premiums Written	2 Direct Premiums Earned										
1. Fire.....												
2.1 Allied lines.....												
2.2 Multiple peril crop.....												
2.3 Federal flood.....												
2.4 Private crop.....												
2.5 Private flood.....												
3. Farmowners multiple peril.....												
4. Homeowners multiple peril.....												
5.1 Commercial multiple peril (non-liability portion).....												
5.2 Commercial multiple peril (liability portion).....												
6. Mortgage guaranty.....												
8. Ocean marine.....												
9. Inland marine.....												
10. Financial guaranty.....												
11. Medical professional liability.....												
12. Earthquake.....												
13. Group accident and health (b).....												
14. Credit A&H (group and individual).....												
15.1 Collectively renewable A&H (b).....												
15.2 Non-cancelable A&H (b).....												
15.3 Guaranteed renewable A&H (b).....												
15.4 Non-renewable for stated reasons only (b).....												
15.5 Other accident only.....												
15.6 Medicare Title XVIII exempt from state taxes or fees.....												
15.7 All other A&H (b).....												
15.8 Federal employees health benefits plan premium.....												
16. Workers' compensation.....												
17.1 Other liability-occurrence.....	9,008	6,717		4,102							1,663	.27
17.2 Other liability-claims-made.....												
17.3 Excess workers' compensation.....												
18. Products liability.....	365	365		122							.64	.1
19.1 Private passenger auto no-fault (personal injury protection).....												
19.2 Other private passenger auto liability.....												
19.3 Commercial auto no-fault (personal injury protection).....												
19.4 Other commercial auto liability.....												
21.1 Private passenger auto physical damage.....												
21.2 Commercial auto physical damage.....												
22. Aircraft (all perils).....												
23. Fidelity.....												
24. Surety.....												
26. Burglary and theft.....												
27. Boiler and machinery.....												
28. Credit.....												
29. International.....												
30. Warranty.....												
34. Aggregate write-ins for other lines of business.....	.0	.0	.0	.0	.0	.0	.0	.0	.0	.0	.0	.0
35. TOTALS (a).....	9,373	7,082	.0	4,224	.0	.0	.0	.0	.0	.0	1,727	.28

DETAILS OF WRITE-INS

3401.												
3402.												
3403.												
3498. Summary of remaining write-ins for Line 34 from overflow page.....	.0	.0	.0	.0	.0	.0	.0	.0	.0	.0	.0	.0
3499. TOTALS (Lines 3401 through 3403 plus 3498) (Line 34 above).....	.0	.0	.0	.0	.0	.0	.0	.0	.0	.0	.0	.0

(a) Finance and service charges not included in Lines 1 to 35 \$.....0.

(b) For health business on indicated lines report: Number of persons insured under PPO managed care products.....0 and number of persons insured under indemnity only products.....0.

EXHIBIT OF PREMIUMS AND LOSSES (Statutory Page 14)



NAIC Group Code....84 NAIC Company Code....13794

BUSINESS IN THE STATE OF WASHINGTON DURING THE YEAR

Line of Business	Gross Premiums, Including Policy and Membership Fees, Less Return Premiums and Premiums on Policies not Taken		3 Dividends Paid or Credited to Policyholders on Direct Business	4 Direct Unearned Premium Reserves	5 Direct Losses Paid (deducting salvage)	6 Direct Losses Incurred	7 Direct Losses Unpaid	8 Direct Defense and Cost Containment Expense Paid	9 Direct Defense and Cost Containment Expense Incurred	10 Direct Defense and Cost Containment Expense Unpaid	11 Commissions and Brokerage Expenses	12 Taxes, Licenses and Fees
	1 Direct Premiums Written	2 Direct Premiums Earned										
1. Fire.....												
2.1 Allied lines.....												
2.2 Multiple peril crop.....												
2.3 Federal flood.....												
2.4 Private crop.....												
2.5 Private flood.....												
3. Farmowners multiple peril.....												
4. Homeowners multiple peril.....												
5.1 Commercial multiple peril (non-liability portion).....												
5.2 Commercial multiple peril (liability portion).....												
6. Mortgage guaranty.....												
8. Ocean marine.....												
9. Inland marine.....												
10. Financial guaranty.....												
11. Medical professional liability.....												
12. Earthquake.....												
13. Group accident and health (b).....												
14. Credit A&H (group and individual).....												
15.1 Collectively renewable A&H (b).....												
15.2 Non-cancelable A&H (b).....												
15.3 Guaranteed renewable A&H (b).....												
15.4 Non-renewable for stated reasons only (b).....												
15.5 Other accident only.....												
15.6 Medicare Title XVIII exempt from state taxes or fees.....												
15.7 All other A&H (b).....												
15.8 Federal employees health benefits plan premium.....												
16. Workers' compensation.....												
17.1 Other liability-occurrence.....												
17.2 Other liability-claims-made.....												
17.3 Excess workers' compensation.....												
18. Products liability.....												
19.1 Private passenger auto no-fault (personal injury protection).....												
19.2 Other private passenger auto liability.....												
19.3 Commercial auto no-fault (personal injury protection).....												
19.4 Other commercial auto liability.....												
21.1 Private passenger auto physical damage.....												
21.2 Commercial auto physical damage.....												
22. Aircraft (all perils).....												
23. Fidelity.....												
24. Surety.....												
26. Burglary and theft.....												
27. Boiler and machinery.....												
28. Credit.....												
29. International.....												
30. Warranty.....												
34. Aggregate write-ins for other lines of business.....	0	0	0	0	0	0	0	0	0	0	0	0
35. TOTALS (a).....	0	0	0	0	0	0	0	0	0	0	0	0

DETAILS OF WRITE-INS

3401.												
3402.												
3403.												
3498. Summary of remaining write-ins for Line 34 from overflow page.....	0	0	0	0	0	0	0	0	0	0	0	0
3499. TOTALS (Lines 3401 through 3403 plus 3498) (Line 34 above).....	0	0	0	0	0	0	0	0	0	0	0	0

(a) Finance and service charges not included in Lines 1 to 35 \$.....0.

(b) For health business on indicated lines report: Number of persons insured under PPO managed care products.....0 and number of persons insured under indemnity only products.....0.

EXHIBIT OF PREMIUMS AND LOSSES (Statutory Page 14)



NAIC Group Code....84 NAIC Company Code....13794

BUSINESS IN THE STATE OF WISCONSIN DURING THE YEAR

Line of Business	Gross Premiums, Including Policy and Membership Fees, Less Return Premiums and Premiums on Policies not Taken		3 Dividends Paid or Credited to Policyholders on Direct Business	4 Direct Unearned Premium Reserves	5 Direct Losses Paid (deducting salvage)	6 Direct Losses Incurred	7 Direct Losses Unpaid	8 Direct Defense and Cost Containment Expense Paid	9 Direct Defense and Cost Containment Expense Incurred	10 Direct Defense and Cost Containment Expense Unpaid	11 Commissions and Brokerage Expenses	12 Taxes, Licenses and Fees
	1 Direct Premiums Written	2 Direct Premiums Earned										
1. Fire.....												
2.1 Allied lines.....												
2.2 Multiple peril crop.....												
2.3 Federal flood.....												
2.4 Private crop.....												
2.5 Private flood.....												
3. Farmowners multiple peril.....												
4. Homeowners multiple peril.....												
5.1 Commercial multiple peril (non-liability portion).....												
5.2 Commercial multiple peril (liability portion).....												
6. Mortgage guaranty.....												
8. Ocean marine.....												
9. Inland marine.....												
10. Financial guaranty.....												
11. Medical professional liability.....												
12. Earthquake.....												
13. Group accident and health (b).....												
14. Credit A&H (group and individual).....												
15.1 Collectively renewable A&H (b).....												
15.2 Non-cancelable A&H (b).....												
15.3 Guaranteed renewable A&H (b).....												
15.4 Non-renewable for stated reasons only (b).....												
15.5 Other accident only.....												
15.6 Medicare Title XVIII exempt from state taxes or fees.....												
15.7 All other A&H (b).....												
15.8 Federal employees health benefits plan premium.....												
16. Workers' compensation.....												
17.1 Other liability-occurrence.....	16,811	12,842		7,448							3,363	50
17.2 Other liability-claims-made.....												
17.3 Excess workers' compensation.....												
18. Products liability.....	7,338	8,841		2,410							1,468	22
19.1 Private passenger auto no-fault (personal injury protection).....												
19.2 Other private passenger auto liability.....												
19.3 Commercial auto no-fault (personal injury protection).....												
19.4 Other commercial auto liability.....												
21.1 Private passenger auto physical damage.....												
21.2 Commercial auto physical damage.....												
22. Aircraft (all perils).....												
23. Fidelity.....												
24. Surety.....												
26. Burglary and theft.....												
27. Boiler and machinery.....												
28. Credit.....												
29. International.....												
30. Warranty.....												
34. Aggregate write-ins for other lines of business.....	0	0	0	0	0	0	0	0	0	0	0	0
35. TOTALS (a).....	24,149	21,683	0	9,858	0	0	0	0	0	0	4,831	72

DETAILS OF WRITE-INS

3401.												
3402.												
3403.												
3498. Summary of remaining write-ins for Line 34 from overflow page.....	0	0	0	0	0	0	0	0	0	0	0	0
3499. TOTALS (Lines 3401 through 3403 plus 3498) (Line 34 above).....	0	0	0	0	0	0	0	0	0	0	0	0

(a) Finance and service charges not included in Lines 1 to 35 \$.....0.

(b) For health business on indicated lines report: Number of persons insured under PPO managed care products.....0 and number of persons insured under indemnity only products.....0.

EXHIBIT OF PREMIUMS AND LOSSES (Statutory Page 14)



NAIC Group Code....84 NAIC Company Code....13794

BUSINESS IN THE STATE OF WEST VIRGINIA DURING THE YEAR

Line of Business	Gross Premiums, Including Policy and Membership Fees, Less Return Premiums and Premiums on Policies not Taken		3 Dividends Paid or Credited to Policyholders on Direct Business	4 Direct Unearned Premium Reserves	5 Direct Losses Paid (deducting salvage)	6 Direct Losses Incurred	7 Direct Losses Unpaid	8 Direct Defense and Cost Containment Expense Paid	9 Direct Defense and Cost Containment Expense Incurred	10 Direct Defense and Cost Containment Expense Unpaid	11 Commissions and Brokerage Expenses	12 Taxes, Licenses and Fees
	1 Direct Premiums Written	2 Direct Premiums Earned										
1. Fire.....												
2.1 Allied lines.....												
2.2 Multiple peril crop.....												
2.3 Federal flood.....												
2.4 Private crop.....												
2.5 Private flood.....												
3. Farmowners multiple peril.....												
4. Homeowners multiple peril.....												
5.1 Commercial multiple peril (non-liability portion).....												
5.2 Commercial multiple peril (liability portion).....												
6. Mortgage guaranty.....												
8. Ocean marine.....												
9. Inland marine.....												
10. Financial guaranty.....												
11. Medical professional liability.....												
12. Earthquake.....												
13. Group accident and health (b).....												
14. Credit A&H (group and individual).....												
15.1 Collectively renewable A&H (b).....												
15.2 Non-cancelable A&H (b).....												
15.3 Guaranteed renewable A&H (b).....												
15.4 Non-renewable for stated reasons only (b).....												
15.5 Other accident only.....												
15.6 Medicare Title XVIII exempt from state taxes or fees.....												
15.7 All other A&H (b).....												
15.8 Federal employees health benefits plan premium.....												
16. Workers' compensation.....												
17.1 Other liability-occurrence.....	5,003	6,622		554							929	15
17.2 Other liability-claims-made.....	26,403	22,682		3,721							5,280	79
17.3 Excess workers' compensation.....												
18. Products liability.....	1,540	1,625		64							269	5
19.1 Private passenger auto no-fault (personal injury protection).....												
19.2 Other private passenger auto liability.....												
19.3 Commercial auto no-fault (personal injury protection).....												
19.4 Other commercial auto liability.....												
21.1 Private passenger auto physical damage.....												
21.2 Commercial auto physical damage.....												
22. Aircraft (all perils).....												
23. Fidelity.....												
24. Surety.....												
26. Burglary and theft.....												
27. Boiler and machinery.....												
28. Credit.....												
29. International.....												
30. Warranty.....												
34. Aggregate write-ins for other lines of business.....	0	0	0	0	0	0	0	0	0	0	0	0
35. TOTALS (a).....	32,946	30,929	0	4,339	0	0	0	0	0	0	6,478	99

DETAILS OF WRITE-INS

3401.												
3402.												
3403.												
3498. Summary of remaining write-ins for Line 34 from overflow page.....	0	0	0	0	0	0	0	0	0	0	0	0
3499. TOTALS (Lines 3401 through 3403 plus 3498) (Line 34 above).....	0	0	0	0	0	0	0	0	0	0	0	0

(a) Finance and service charges not included in Lines 1 to 35 \$.....0.

(b) For health business on indicated lines report: Number of persons insured under PPO managed care products.....0 and number of persons insured under indemnity only products.....0.

EXHIBIT OF PREMIUMS AND LOSSES (Statutory Page 14)



NAIC Group Code....84 NAIC Company Code....13794

BUSINESS IN THE STATE OF WYOMING DURING THE YEAR

Line of Business	Gross Premiums, Including Policy and Membership Fees, Less Return Premiums and Premiums on Policies not Taken		3 Dividends Paid or Credited to Policyholders on Direct Business	4 Direct Unearned Premium Reserves	5 Direct Losses Paid (deducting salvage)	6 Direct Losses Incurred	7 Direct Losses Unpaid	8 Direct Defense and Cost Containment Expense Paid	9 Direct Defense and Cost Containment Expense Incurred	10 Direct Defense and Cost Containment Expense Unpaid	11 Commissions and Brokerage Expenses	12 Taxes, Licenses and Fees
	1 Direct Premiums Written	2 Direct Premiums Earned										
1. Fire.....												
2.1 Allied lines.....												
2.2 Multiple peril crop.....												
2.3 Federal flood.....												
2.4 Private crop.....												
2.5 Private flood.....												
3. Farmowners multiple peril.....												
4. Homeowners multiple peril.....												
5.1 Commercial multiple peril (non-liability portion).....												
5.2 Commercial multiple peril (liability portion).....												
6. Mortgage guaranty.....												
8. Ocean marine.....												
9. Inland marine.....												
10. Financial guaranty.....												
11. Medical professional liability.....												
12. Earthquake.....												
13. Group accident and health (b).....												
14. Credit A&H (group and individual).....												
15.1 Collectively renewable A&H (b).....												
15.2 Non-cancelable A&H (b).....												
15.3 Guaranteed renewable A&H (b).....												
15.4 Non-renewable for stated reasons only (b).....												
15.5 Other accident only.....												
15.6 Medicare Title XVIII exempt from state taxes or fees.....												
15.7 All other A&H (b).....												
15.8 Federal employees health benefits plan premium.....												
16. Workers' compensation.....												
17.1 Other liability-occurrence.....	1,487	6,957		2,020	(3,917)	(387)	(2,075)	(7,452)			140	4
17.2 Other liability-claims-made.....	14,875	4,339		10,536							2,975	45
17.3 Excess workers' compensation.....												
18. Products liability.....												
19.1 Private passenger auto no-fault (personal injury protection).....												
19.2 Other private passenger auto liability.....												
19.3 Commercial auto no-fault (personal injury protection).....												
19.4 Other commercial auto liability.....												
21.1 Private passenger auto physical damage.....												
21.2 Commercial auto physical damage.....												
22. Aircraft (all perils).....												
23. Fidelity.....												
24. Surety.....												
26. Burglary and theft.....												
27. Boiler and machinery.....												
28. Credit.....												
29. International.....												
30. Warranty.....												
34. Aggregate write-ins for other lines of business.....	0	0	0	0	0	0	0	0	0	0	0	0
35. TOTALS (a).....	16,362	11,296	0	12,556	0	(3,917)	(387)	(2,075)	(7,452)	0	3,115	49

DETAILS OF WRITE-INS

3401.												
3402.												
3403.												
3498. Summary of remaining write-ins for Line 34 from overflow page.....	0	0	0	0	0	0	0	0	0	0	0	0
3499. TOTALS (Lines 3401 through 3403 plus 3498) (Line 34 above).....	0	0	0	0	0	0	0	0	0	0	0	0

(a) Finance and service charges not included in Lines 1 to 35 \$.....0.

(b) For health business on indicated lines report: Number of persons insured under PPO managed care products.....0 and number of persons insured under indemnity only products.....0.

Sch. F - Pt. 1
NONE

Sch. F - Pt. 2
NONE

Mid-Continent Excess and Surplus Insurance Company

SCHEDULE F - PART 3

Ceded Reinsurance as of December 31, Current Year (\$000 Omitted)

1	2	3	4	5	6	Reinsurance Recoverable on									16	Reinsurance Payable		19	20
						7	8	9	10	11	12	13	14	15		17	18		
ID Number	NAIC Company Code	Name of Reinsurer	Domi-ciliary Juris-diction	Special Code	Reinsurance Premiums Ceded	Paid Losses	Paid LAE	Known Case Loss Reserves	Known Case LAE Reserves	IBNR Loss Reserves	IBNR LAE Reserves	Unearned Premiums	Contingent Commissions	Col. 7 through 14 Totals	Amount in Dispute Included in Column 15	Ceded Balances Payable	Other Amounts Due to Reinsurers	Net Amount Recoverable from Reinsurers (Cols. 15 - [17 + 18])	Funds Held by Company Under Reinsurance Treaties
Authorized Affiliates-U.S. Intercompany Pooling																			
73-0556513.	23418...	Mid-Continent Casualty Company.....	OH....2,2871,9302,1332,0009647,0277,027
0199999.	Total Authorized Affiliates - U.S. Intercompany Pooling.....			2,287001,9302,1332,000096407,0270007,0270
0899999.	Total Authorized Affiliates.....			2,287001,9302,1332,000096407,0270007,0270
1499999.	Total Authorized Excluding Protected Cells.....			2,287001,9302,1332,000096407,0270007,0270
4399999.	Total Authorized, Unauthorized and Certified Excluding Protected Cells.....			2,287001,9302,1332,000096407,0270007,0270
9999999.	Totals (Sum of 4399999 and 4499999).....			2,287001,9302,1332,000096407,0270007,0270

Mid-Continent Excess and Surplus Insurance Company
SCHEDULE F - PART 3 (Continued)

Ceded Reinsurance as of December 31, Current Year (\$000 Omitted)

(Credit Risk)

ID Number from Col. 1	Name of Reinsurer from Col. 3	Collateral				25	26	27	Ceded Reinsurance Credit Risk								
		21	22	23	24				28	29	30	31	32	33	34	35	36
		Multiple Beneficiary Trusts	Letters of Credit	Issuing or Confirming Bank Reference Number	Single Beneficiary Trusts & Other Allowable Collateral	Total Funds Held, Payables & Collateral	Net Recoverable Net of Funds Held & Collateral	Applicable Sch. F Penalty (Col. 78)	Total Amount Recoverable from Reinsurers Less Penalty (Cols. 15 - 27)	Stressed Recoverable (Col. 28 * 120%)	Reinsurance Payable & Funds Held (Cols. 17 + 18 + 20; Not in Excess of Col. 29)	Stressed Net Recoverable (Cols. 29 - 30)	Total Collateral (Cols. 21 + 22 + 24; Not in Excess of Col. 31)	Stressed Net Recoverable Net of Collateral Offsets (Cols. 31 - 32)	Reinsurer Designation Equivalent	Credit Risk on Collateralized Recoverables (Col. 32 * Factor Applicable to Reinsurer Designation Equivalent in Col. 34)	Credit Risk on Uncollateralized Recoverables (Col. 33 * Factor Applicable to Reinsurer Designation Equivalent in Col. 34)
Authorized Affiliates-U.S. Intercompany Pooling																	
73-0556513.	Mid-Continent Casualty Company.....07,0270XXX.....XXX.....XXX.....XXX.....XXX.....XXX.....	...XXX....XXX.....XXX.....
0199999.	Total Authorized Affiliates - U.S. Intercompany Pooling.....00	...XXX...007,0270XXX.....XXX.....XXX.....XXX.....XXX.....XXX.....	...XXX....XXX.....XXX.....
0899999.	Total Authorized Affiliates.....00	...XXX...007,0270000000	...XXX....00
1499999.	Total Authorized Excluding Protected Cells.....00	...XXX...007,0270000000	...XXX....00
4399999.	Total Authorized, Unauthorized & Certified Excl Prot Cells.00	...XXX...007,0270000000	...XXX....00
9999999.	Totals (Sum of 4399999 and 4499999).....00	...XXX...007,0270000000	...XXX....00

Sch. F - Pt. 3
NONE

Sch. F - Pt. 3
NONE

Sch. F - Pt. 3
NONE

Sch. F - Pt. 4 Issuing or Confirming Banks for Letters of Credit from Scfpt3
NONE

Mid-Continent Excess and Surplus Insurance Company

SCHEDULE F - PART 5

Interrogatories for Schedule F, Part 3 (000 Omitted)

- A. Report the five largest provisional commission rates included in the cedant's reinsurance treaties. The commission rate to be reported is by contract with ceded premium in excess of \$50,000.

1	2	3
Name of Reinsurer	Commission Rate	Ceded Premium
1.....		
2.....		
3.....		
4.....		
5.....		

- B. Report the five largest reinsurance recoverables reported in Schedule F, Part 3, Column 15, due from any one reinsurer (based on the total recoverables, Schedule F, Part 3, Line 9999999, Column 15), the amount of ceded premium, and indicate whether the recoverables are due from an affiliated insurer.

1	2	3	4
Name of Reinsurer	Total Recoverables	Ceded Premiums	Affiliated YES or NO
6. Mid-Continent Casualty Company.....	7,027	2,287	YES.....
7.....			
8.....			
9.....			
10.....			

NOTE: Disclosure of the five largest provisional commission rates should exclude mandatory pools and joint underwriting associations.

Mid-Continent Excess and Surplus Insurance Company
SCHEDULE F - PART 6

Restatement of Balance Sheet to Identify Net Credit for Reinsurance

	1 As Reported (Net of Ceded)	2 Restatement Adjustments	3 Restated (Gross of Ceded)
ASSETS (Page 2, Col. 3)			
1. Cash and invested assets (Line 12).....	18,794,706		18,794,706
2. Premiums and considerations (Line 15).....			0
3. Reinsurance recoverable on loss and loss adjustment expense payments (Line 16.1).....			0
4. Funds held by or deposited with reinsured companies (Line 16.2).....			0
5. Other assets.....	83,558		83,558
6. Net amount recoverable from reinsurers.....		7,026,640	7,026,640
7. Protected cell assets (Line 27).....			0
8. Totals (Line 28).....	18,878,264	7,026,640	25,904,904
LIABILITIES (Page 3)			
9. Losses and loss adjustment expenses (Lines 1 through 3).....		6,062,718	6,062,718
10. Taxes, expenses, and other obligations (Lines 4 through 8).....	787		787
11. Unearned premiums (Line 9).....		963,922	963,922
12. Advance premiums (Line 10).....			0
13. Dividends declared and unpaid (Line 11.1 and 11.2).....			0
14. Ceded reinsurance premiums payable (net of ceding commissions) (Line 12).....			0
15. Funds held by company under reinsurance treaties (Line 13).....			0
16. Amounts withheld or retained by company for account of others (Line 14).....			0
17. Provision for reinsurance (Line 16).....			0
18. Other liabilities.....			0
19. Total liabilities excluding protected cell business (Line 26).....	787	7,026,640	7,027,427
20. Protected cell liabilities (Line 27).....			0
21. Surplus as regards policyholders (Line 37).....	18,877,477	XXX	18,877,477
22. Totals (Line 38).....	18,878,264	7,026,640	25,904,904

NOTE: Is the restatement of this exhibit the result of grossing up balances ceded to affiliates under 100 percent reinsurance or pooling arrangements?..Yes [X] No []

If yes, give full explanation:

Mid-Continent Assurance Company participates in a reinsurance pooling arrangement with affiliate companies. See Footnote 26 for more details.

Sch. H - Pt. 1
NONE

Sch. H - Pt. 2
NONE

Sch. H - Pt. 3
NONE

Sch. H - Pt. 4
NONE

Sch. H - Pt. 5
NONE

Sch. P - Pt. 1A
NONE

Sch. P - Pt. 1B
NONE

Sch. P - Pt. 1C
NONE

Sch. P - Pt. 1D
NONE

Sch. P - Pt. 1E
NONE

Sch. P - Pt. 1F - Sn. 1
NONE

Sch. P - Pt. 1F - Sn. 2
NONE

Sch. P - Pt. 1G
NONE

Sch. P - Pt. 1H - Sn. 1
NONE

Sch. P - Pt. 1H - Sn. 2
NONE

Sch. P - Pt. 1I
NONE

Sch. P - Pt. 1J
NONE

Sch. P - Pt. 1K
NONE

Sch. P - Pt. 1L
NONE

Sch. P - Pt. 1M
NONE

Sch. P - Pt. 1N
NONE

Sch. P - Pt. 1O
NONE

Sch. P - Pt. 1P
NONE

Sch. P - Pt. 1R - Sn. 1
NONE

Sch. P - Pt. 1R - Sn. 2
NONE

Sch. P - Pt. 1S
NONE

Sch. P - Pt. 1T
NONE

Sch. P - Pt. 2A
NONE

Sch. P - Pt. 2B
NONE

Sch. P - Pt. 2C
NONE

Sch. P - Pt. 2D
NONE

Sch. P - Pt. 2E
NONE

Sch. P - Pt. 2F - Sn. 1
NONE

Sch. P - Pt. 2F - Sn. 2
NONE

Sch. P - Pt. 2G
NONE

Sch. P - Pt. 2H - Sn. 1
NONE

Sch. P - Pt. 2H - Sn. 2
NONE

Sch. P - Pt. 2I
NONE

Sch. P - Pt. 2J
NONE

Sch. P - Pt. 2K
NONE

Sch. P - Pt. 2L
NONE

Sch. P - Pt. 2M
NONE

Sch. P - Pt. 2N
NONE

Sch. P - Pt. 2O
NONE

Sch. P - Pt. 2P
NONE

Sch. P - Pt. 2R - Sn. 1

NONE

Sch. P - Pt. 2R - Sn. 2

NONE

Sch. P - Pt. 2S

NONE

Sch. P - Pt. 2T

NONE

Sch. P - Pt. 3A

NONE

Sch. P - Pt. 3B

NONE

Sch. P - Pt. 3C

NONE

Sch. P - Pt. 3D

NONE

Sch. P - Pt. 3E

NONE

Sch. P - Pt. 3F - Sn. 1

NONE

Sch. P - Pt. 3F - Sn. 2

NONE

Sch. P - Pt. 3G

NONE

Sch. P - Pt. 3H - Sn. 1

NONE

Sch. P - Pt. 3H - Sn. 2

NONE

Sch. P - Pt. 3I

NONE

Sch. P - Pt. 3J

NONE

Sch. P - Pt. 3K

NONE

Sch. P - Pt. 3L

NONE

Sch. P - Pt. 3M

NONE

Sch. P - Pt. 3N
NONE

Sch. P - Pt. 3O
NONE

Sch. P - Pt. 3P
NONE

Sch. P - Pt. 3R - Sn. 1
NONE

Sch. P - Pt. 3R - Sn. 2
NONE

Sch. P - Pt. 3S
NONE

Sch. P - Pt. 3T
NONE

Sch. P - Pt. 4A
NONE

Sch. P - Pt. 4B
NONE

Sch. P - Pt. 4C
NONE

Sch. P - Pt. 4D
NONE

Sch. P - Pt. 4E
NONE

Sch. P - Pt. 4F - Sn. 1
NONE

Sch. P - Pt. 4F - Sn. 2
NONE

Sch. P - Pt. 4G
NONE

Sch. P - Pt. 4H - Sn. 1
NONE

Sch. P - Pt. 4H - Sn. 2
NONE

Sch. P - Pt. 4I
NONE

Sch. P - Pt. 4J
NONE

Sch. P - Pt. 4K
NONE

Sch. P - Pt. 4L
NONE

Sch. P - Pt. 4M
NONE

Sch. P - Pt. 4N
NONE

Sch. P - Pt. 4O
NONE

Sch. P - Pt. 4P
NONE

Sch. P - Pt. 4R - Sn. 1
NONE

Sch. P - Pt. 4R - Sn. 2
NONE

Sch. P - Pt. 4S
NONE

Sch. P - Pt. 4T
NONE

Sch. P - Pt. 5A - Sn. 1
NONE

Sch. P - Pt. 5A - Sn. 2
NONE

Sch. P - Pt. 5A - Sn. 3
NONE

Sch. P - Pt. 5B - Sn. 1
NONE

Sch. P - Pt. 5B - Sn. 2
NONE

Sch. P - Pt. 5B - Sn. 3
NONE

Sch. P - Pt. 5C - Sn. 1
NONE

Sch. P - Pt. 5C - Sn. 2
NONE

Sch. P - Pt. 5C - Sn. 3
NONE

Sch. P - Pt. 5D - Sn. 1
NONE

Sch. P - Pt. 5D - Sn. 2
NONE

Sch. P - Pt. 5D - Sn. 3
NONE

Sch. P - Pt. 5E - Sn. 1
NONE

Sch. P - Pt. 5E - Sn. 2
NONE

Sch. P - Pt. 5E - Sn. 3
NONE

Sch. P - Pt. 5F - Sn. 1A
NONE

Sch. P - Pt. 5F - Sn. 2A
NONE

Sch. P - Pt. 5F - Sn. 3A
NONE

Sch. P - Pt. 5F - Sn. 1B
NONE

Sch. P - Pt. 5F - Sn. 2B
NONE

Sch. P - Pt. 5F - Sn. 3B
NONE

Sch. P - Pt. 5H - Sn. 1A
NONE

Sch. P - Pt. 5H - Sn. 2A
NONE

Sch. P - Pt. 5H - Sn. 3A
NONE

Sch. P - Pt. 5H - Sn. 1B
NONE

Sch. P - Pt. 5H - Sn. 2B
NONE

Sch. P - Pt. 5H - Sn. 3B
NONE

Sch. P - Pt. 5R - Sn. 1A
NONE

Sch. P - Pt. 5R - Sn. 2A
NONE

Sch. P - Pt. 5R - Sn. 3A
NONE

Sch. P - Pt. 5R - Sn. 1B
NONE

Sch. P - Pt. 5R - Sn. 2B
NONE

Sch. P - Pt. 5R - Sn. 3B
NONE

Sch. P - Pt. 5T - Sn. 1
NONE

Sch. P - Pt. 5T - Sn. 2
NONE

Sch. P - Pt. 5T - Sn. 3
NONE

Sch. P - Pt. 6C - Sn. 1
NONE

Sch. P - Pt. 6C - Sn. 2
NONE

Sch. P - Pt. 6D - Sn. 1
NONE

Sch. P - Pt. 6D - Sn. 2
NONE

Sch. P - Pt. 6E - Sn. 1
NONE

Sch. P - Pt. 6E - Sn. 2
NONE

Sch. P - Pt. 6H - Sn. 1A
NONE

Sch. P - Pt. 6H - Sn. 2A
NONE

Sch. P - Pt. 6H - Sn. 1B
NONE

Sch. P - Pt. 6H - Sn. 2B
NONE

Sch. P - Pt. 6M - Sn. 1
NONE

Sch. P - Pt. 6M - Sn. 2
NONE

Sch. P - Pt. 6N - Sn. 1
NONE

Sch. P - Pt. 6N - Sn. 2
NONE

Sch. P - Pt. 6O - Sn. 1
NONE

Sch. P - Pt. 6O - Sn. 2
NONE

Sch. P - Pt. 6R - Sn. 1A
NONE

Sch. P - Pt. 6R - Sn. 2A
NONE

Sch. P - Pt. 6R - Sn. 1B
NONE

Sch. P - Pt. 6R - Sn. 2B
NONE

Sch. P - Pt. 7A - Sn. 1
NONE

Sch. P - Pt. 7A - Sn. 2
NONE

Sch. P - Pt. 7A - Sn. 3
NONE

Sch. P - Pt. 7A - Sn. 4
NONE

Sch. P - Pt. 7A - Sn. 5
NONE

Sch. P - Pt. 7B - Sn. 1
NONE

Sch. P - Pt. 7B - Sn. 2
NONE

Sch. P - Pt. 7B - Sn. 3
NONE

Annual Statement for the year 2019 of the

Mid-Continent Excess and Surplus Insurance Company

SCHEDULE P - PART 7B - REINSURANCE LOSS SENSITIVE CONTRACTS (continued)

SECTION 4

Years in Which Policies Were Issued	Net Earned Premiums Reported At Year End (\$000 Omitted)									
	1	2	3	4	5	6	7	8	9	10
	2010	2011	2012	2013	2014	2015	2016	2017	2018	2019
1. Prior.....										
2. 2010.....										
3. 2011.....	.XXX.									
4. 2012.....	.XXX.	.XXX.								
5. 2013.....	.XXX.	.XXX.	.XXX.							
6. 2014.....	.XXX.	.XXX.	.XXX.	.XXX.						
7. 2015.....	.XXX.	.XXX.	.XXX.	.XXX.	.XXX.					
8. 2016.....	.XXX.	.XXX.	.XXX.	.XXX.	.XXX.	.XXX.				
9. 2017.....	.XXX.	.XXX.	.XXX.	.XXX.	.XXX.	.XXX.	.XXX.			
10. 2018.....	.XXX.	.XXX.	.XXX.	.XXX.	.XXX.	.XXX.	.XXX.	.XXX.		
11. 2019.....	.XXX.	.XXX.	.XXX.	.XXX.	.XXX.	.XXX.	.XXX.	.XXX.	.XXX.	

SECTION 5

Years in Which Policies Were Issued	Net Reserve For Premium Adjustments And Accrued Retrospective Premiums At Year End (\$000 Omitted)									
	1	2	3	4	5	6	7	8	9	10
	2010	2011	2012	2013	2014	2015	2016	2017	2018	2019
1. Prior.....										
2. 2010.....										
3. 2011.....	.XXX.									
4. 2012.....	.XXX.	.XXX.								
5. 2013.....	.XXX.	.XXX.	.XXX.							
6. 2014.....	.XXX.	.XXX.	.XXX.	.XXX.						
7. 2015.....	.XXX.	.XXX.	.XXX.	.XXX.	.XXX.					
8. 2016.....	.XXX.	.XXX.	.XXX.	.XXX.	.XXX.	.XXX.				
9. 2017.....	.XXX.	.XXX.	.XXX.	.XXX.	.XXX.	.XXX.	.XXX.			
10. 2018.....	.XXX.	.XXX.	.XXX.	.XXX.	.XXX.	.XXX.	.XXX.	.XXX.		
11. 2019.....	.XXX.	.XXX.	.XXX.	.XXX.	.XXX.	.XXX.	.XXX.	.XXX.	.XXX.	

SECTION 6

Years in Which Policies Were Issued	Incurred Adjustable Commissions Reported At Year End (\$000 Omitted)									
	1	2	3	4	5	6	7	8	9	10
	2010	2011	2012	2013	2014	2015	2016	2017	2018	2019
1. Prior.....										
2. 2010.....										
3. 2011.....	.XXX.									
4. 2012.....	.XXX.	.XXX.								
5. 2013.....	.XXX.	.XXX.	.XXX.							
6. 2014.....	.XXX.	.XXX.	.XXX.	.XXX.						
7. 2015.....	.XXX.	.XXX.	.XXX.	.XXX.	.XXX.					
8. 2016.....	.XXX.	.XXX.	.XXX.	.XXX.	.XXX.	.XXX.				
9. 2017.....	.XXX.	.XXX.	.XXX.	.XXX.	.XXX.	.XXX.	.XXX.			
10. 2018.....	.XXX.	.XXX.	.XXX.	.XXX.	.XXX.	.XXX.	.XXX.	.XXX.		
11. 2019.....	.XXX.	.XXX.	.XXX.	.XXX.	.XXX.	.XXX.	.XXX.	.XXX.	.XXX.	

SECTION 7

Years in Which Policies Were Issued	Reserves For Commission Adjustments At Year End (\$000 Omitted)									
	1	2	3	4	5	6	7	8	9	10
	2010	2011	2012	2013	2014	2015	2016	2017	2018	2019
1. Prior.....										
2. 2010.....										
3. 2011.....	.XXX.									
4. 2012.....	.XXX.	.XXX.								
5. 2013.....	.XXX.	.XXX.	.XXX.							
6. 2014.....	.XXX.	.XXX.	.XXX.	.XXX.						
7. 2015.....	.XXX.	.XXX.	.XXX.	.XXX.	.XXX.					
8. 2016.....	.XXX.	.XXX.	.XXX.	.XXX.	.XXX.	.XXX.				
9. 2017.....	.XXX.	.XXX.	.XXX.	.XXX.	.XXX.	.XXX.	.XXX.			
10. 2018.....	.XXX.	.XXX.	.XXX.	.XXX.	.XXX.	.XXX.	.XXX.	.XXX.		
11. 2019.....	.XXX.	.XXX.	.XXX.	.XXX.	.XXX.	.XXX.	.XXX.	.XXX.	.XXX.	

Mid-Continent Excess and Surplus Insurance Company
SCHEDULE P INTERROGATORIES

1. The following questions relate to yet-to-be-issued Extended Reporting Endorsements (EREs) arising from Death, Disability, or Retirement (DDR) provisions in Medical Professional Liability Claims-Made insurance policies. EREs provided for reasons other than DDR are not be included.
- 1.1 Does the company issue Medical Professional Liability Claims-Made insurance policies that provide tail (also known as an extended reporting endorsement, or "ERE") benefits in the event of Death, Disability, or Retirement (DDR) at a reduced charge or at no additional cost?

Yes [] No [X]

If the answer to question 1.1 is "no", leave the following questions blank. If the answer to question 1.1 is "yes", please answer the following questions.
- 1.2 What is the total amount of the reserve for that provision (DDR reserve), as reported, explicitly or not, elsewhere in this statement (in dollars)?

.....
- 1.3 Does the company report any DDR reserve as Unearned Premium Reserve per SSAP #65?

Yes [] No [X]
- 1.4 Does the company report any DDR reserve as loss or loss adjustment expense reserve?

Yes [] No [X]
- 1.5 If the company reports DDR reserve as Unearned Premium Reserve, does that amount match the figure on the Underwriting and Investment Exhibit, Part 1A - Recapitulation of all Premiums (Page 7) Column 2, Lines 11.1 plus 11.2?

Yes [] No [] N/A[X]
- 1.6 If the company reports DDR reserve as loss or loss adjustment expense reserve, please complete the following table corresponding to where these reserves are reported in Schedule P:

Years in Which Premiums Were Earned and Losses Were Incurred		DDR Reserve Included in Schedule P, Part 1F, Medical Professional Liability Column 24: Total Net Losses and Expenses Unpaid	
		1 Section 1: Occurrence	2 Section 2: Claims-Made
1.601	Prior.....
1.602	2010.....
1.603	2011.....
1.604	2012.....
1.605	2013.....
1.606	2014.....
1.607	2015.....
1.608	2016.....
1.609	2017.....
1.610	2018.....
1.611	2019.....
1.612	Totals.....00

2. The definition of allocated loss adjustment expenses (ALAE) and, therefore, unallocated loss adjustment expenses (ULAE) was changed effective January 1, 1998. This change in definition applies to both paid and unpaid expenses. Are these expenses (now reported as "Defense and Cost Containment" and "Adjusting and Other") reported in compliance with these definitions in this statement?

Yes [X] No []
3. The Adjusting and Other expense payments and reserves should be allocated to the years in which the losses were incurred based on the number of claims reported, closed and outstanding in those years. When allocating Adjusting and Other expense between companies in a group or a pool, the Adjusting and Other expense should be allocated in the same percentage used for the loss amounts and the claim counts. For reinsurers, Adjusting and Other expense assumed should be reported according to the reinsurance contract. For Adjusting and Other expense incurred by reinsurers, or in those situations where suitable claim count information is not available, Adjusting and Other expense should be allocated by a reasonable method determined by the company and described in Interrogatory 7, below. Are they so reported in this statement?

Yes [X] No []
4. Do any lines in Schedule P include reserves that are reported gross of any discount to present value of future payments, and that are reported net of such discounts on Page 10?

Yes [] No [X]

If yes, proper disclosure must be made in the Notes to Financial Statements, as specified in the Instructions. Also, the discounts must be reported in Schedule P - Part 1, Columns 32 and 33.

Schedule P must be completed gross of non-tabular discounting. Work papers relating to discount calculations must be available for examination upon request.

Discounting is allowed only if expressly permitted by the state insurance department to which this Annual Statement is being filed.

5. What were the net premiums in force at the end of the year for: (in thousands of dollars)

5.1 Fidelity

.....

5.2 Surety

.....
6. Claim count information is reported per claim or per claimant. (Indicate which).

PER CLAIM

If not the same in all years, explain in Interrogatory 7.
- 7.1 The information provided in Schedule P will be used by many persons to estimate the adequacy of the current loss and expense reserves, among other things. Are there any especially significant events, coverage, retention or accounting changes that have occurred that must be considered when making such analyses?

Yes [] No [X]
- 7.2 An extended statement may be attached.

.....

.....

Mid-Continent Excess and Surplus Insurance Company
SCHEDULE T - PART 2

INTERSTATE COMPACT - EXHIBIT OF PREMIUMS WRITTEN

Allocated by States and Territories

		Direct Business Only				
		1 Life (Group and Individual)	2 Annuities (Group and Individual)	3 Disability Income (Group and Individual)	4 Long-Term Care (Group and Individual)	5 Deposit-Type Contracts
States, Etc.						
						6 Totals
1.	Alabama.....AL				0
2.	Alaska.....AK				0
3.	Arizona.....AZ				0
4.	Arkansas.....AR				0
5.	California.....CA				0
6.	Colorado.....CO				0
7.	Connecticut.....CT				0
8.	Delaware.....DE				0
9.	District of Columbia.....DC				0
10.	Florida.....FL				0
11.	Georgia.....GA				0
12.	Hawaii.....HI				0
13.	Idaho.....ID				0
14.	Illinois.....IL				0
15.	Indiana.....IN				0
16.	Iowa.....IA				0
17.	Kansas.....KS				0
18.	Kentucky.....KY				0
19.	Louisiana.....LA				0
20.	Maine.....ME				0
21.	Maryland.....MD				0
22.	Massachusetts.....MA				0
23.	Michigan.....MI				0
24.	Minnesota.....MN				0
25.	Mississippi.....MS				0
26.	Missouri.....MO				0
27.	Montana.....MT				0
28.	Nebraska.....NE				0
29.	Nevada.....NV				0
30.	New Hampshire.....NH				0
31.	New Jersey.....NJ				0
32.	New Mexico.....NM				0
33.	New York.....NY				0
34.	North Carolina.....NC				0
35.	North Dakota.....ND				0
36.	Ohio.....OH				0
37.	Oklahoma.....OK				0
38.	Oregon.....OR				0
39.	Pennsylvania.....PA				0
40.	Rhode Island.....RI				0
41.	South Carolina.....SC				0
42.	South Dakota.....SD				0
43.	Tennessee.....TN				0
44.	Texas.....TX				0
45.	Utah.....UT				0
46.	Vermont.....VT				0
47.	Virginia.....VA				0
48.	Washington.....WA				0
49.	West Virginia.....WV				0
50.	Wisconsin.....WI				0
51.	Wyoming.....WY				0
52.	American Samoa.....AS				0
53.	Guam.....GU				0
54.	Puerto Rico.....PR				0
55.	US Virgin Islands.....VI				0
56.	Northern Mariana Islands...MP				0
57.	Canada.....CAN				0
58.	Aggregate Other Alien.....OT				0
59.	Totals.....00000

Mid-Continent Excess and Surplus Insurance Company

SCHEDULE Y

PART 1A - DETAIL OF INSURANCE HOLDING COMPANY SYSTEM

1	2	3	4	5	6	7	8	9	10	11	12	13	14	15	16
Group Code	Group Name	NAIC Company Code	ID Number	Federal RSSD	CIK	Name of Securities Exchange if Publicly Traded (U.S. or International)	Names of Parent, Subsidiaries or Affiliates	Domiciliary Location	Relationship to Reporting Entity	Directly Controlled by (Name of Entity/Person)	Type of Control (Ownership Board, Management, Attorney-in-Fact, Influence, Other)	If Control is Ownership Provide Percentage	Ultimate Controlling Entity(ies)/Person(s)	Is an SCA Filing Required? (Y/N)	*
97	Members														
			31-1544320.		0001042046	NYSE.....	American Financial Group, Inc.....	OH.....	UIP.....		Ownership.....			..N.....	
			31-0996797.				American Financial Enterprises, Inc.....	CT.....	NIA.....	American Financial Group, Inc.....	Ownership.....	...100.000	American Financial Group, Inc..	..N.....	
			31-0828578.				American Money Management Corporation.....	OH.....	NIA.....	American Financial Group, Inc.....	Ownership.....	...100.000	American Financial Group, Inc..	..N.....	
			27-1577326.				American Real Estate Capital Company, LLC.....	OH.....	NIA.....	American Money Management Corporation....	Ownership.....	...100.000	American Financial Group, Inc..	..N.....	
			27-2829629.				Mid-Market Capital Partners, LLC.....	DE.....	NIA.....	American Money Management Corporation...	Ownership.....	...100.000	American Financial Group, Inc..	..N.....	
			41-2112001.				APU Holding Company.....	OH.....	NIA.....	American Financial Group, Inc.....	Ownership.....	...100.000	American Financial Group, Inc..	..N.....	
			23-6000765.				American Premier Underwriters, Inc.....	PA.....	NIA.....	APU Holding Company.....	Ownership.....	...100.000	American Financial Group, Inc..	..N.....	
			13-6400464.				Lehigh Valley Railroad Company.....	PA.....	NIA.....	American Premier Underwriters, Inc.....	Ownership.....	...100.000	American Financial Group, Inc..	..N.....	
			46-1665396.				Pennsylvania Lehigh Oil & Gas Holdings LLC.....	PA.....	NIA.....	Lehigh Valley Railroad Company.....	Ownership.....	...100.000	American Financial Group, Inc..	..N.....	
			20-1548213.				Magnolia Alabama Holdings, Inc.....	DE.....	NIA.....	American Premier Underwriters, Inc.....	Ownership.....	...100.000	American Financial Group, Inc..	..N.....	
			20-1574094.				Magnolia Alabama Holdings LLC.....	AL.....	NIA.....	Magnolia Alabama Holdings, Inc.....	Ownership.....	...100.000	American Financial Group, Inc..	..N.....	
			46-1852532.				Michigan Oil & Gas Holdings, LLC.....	MI.....	NIA.....	American Premier Underwriters, Inc.....	Ownership.....	...100.000	American Financial Group, Inc..	..N.....	
			46-1480078.				Ohio Oil & Gas Holdings, LLC.....	OH.....	NIA.....	American Premier Underwriters, Inc.....	Ownership.....	...100.000	American Financial Group, Inc..	..N.....	
			13-6021353.				The Owasco River Railway, Inc.....	NY.....	NIA.....	American Premier Underwriters, Inc.....	Ownership.....	...100.000	American Financial Group, Inc..	..N.....	
			76-0080537.				PCC Technical Industries, Inc.....	DE.....	NIA.....	American Premier Underwriters, Inc.....	Ownership.....	...100.000	American Financial Group, Inc..	..N.....	
			46-3246684.				Pennsylvania Oil & Gas Holdings, LLC.....	PA.....	NIA.....	American Premier Underwriters, Inc.....	Ownership.....	...100.000	American Financial Group, Inc..	..N.....	
			23-6000766.				Pennsylvania-Reading Seashore Lines.....	NJ.....	NIA.....	American Premier Underwriters, Inc.....	Ownership.....	...66.670	American Financial Group, Inc..	..N.....	
			98-1073776.				GAI Insurance Company, Ltd.....	BMU.....	IA.....	APU Holding Company.....	Ownership.....	...100.000	American Financial Group, Inc..	..N.....	
			31-1446308.				Hangar Acquisition Corp.....	OH.....	NIA.....	APU Holding Company.....	Ownership.....	...100.000	American Financial Group, Inc..	..N.....	
			91-1242743.				Premier Lease & Loan Services Insurance Agency, Inc.....	WA.....	NIA.....	APU Holding Company.....	Ownership.....	...100.000	American Financial Group, Inc..	..N.....	
			91-1508644.				Premier Lease & Loan Services of Canada, Inc.....	WA.....	NIA.....	APU Holding Company.....	Ownership.....	...100.000	American Financial Group, Inc..	..N.....	
			31-0823725.				Dixie Terminal Corporation.....	OH.....	NIA.....	American Financial Group, Inc.....	Ownership.....	...100.000	American Financial Group, Inc..	..N.....	
			98-0606803.				GAI Holding Bermuda Ltd.....	BMU.....	NIA.....	American Financial Group, Inc.....	Ownership.....	...69.990	American Financial Group, Inc..	..N.....	2.
			98-0606803.				GAI Holding Bermuda Ltd.....	BMU.....	NIA.....	GAI Australia Pty Ltd.....	Ownership.....	...30.010	American Financial Group, Inc..	..N.....	2.
			98-0556144.				GAI Indemnity, Ltd.....	GBR.....	IA.....	GAI Holding Bermuda Ltd.....	Ownership.....	...100.000	American Financial Group, Inc..	..N.....	
							Neon Capital Limited.....	GBR.....	NIA.....	GAI Holding Bermuda Ltd.....	Ownership.....	...100.000	American Financial Group, Inc..	..N.....	
							NCM Holdings (U.K.) Limited.....	GBR.....	NIA.....	Neon Capital Limited.....	Ownership.....	...100.000	American Financial Group, Inc..	..N.....	
							Neon Capital Managers.....	GBR.....	NIA.....	NCM Holdings (U.K.) Limited.....	Ownership.....	...100.000	American Financial Group, Inc..	..N.....	
							Neon Holdings (U.K.) Limited.....	GBR.....	NIA.....	Neon Capital Limited.....	Ownership.....	...100.000	American Financial Group, Inc..	..N.....	
			98-0412245.				Lavenham Underwriting Limited.....	GBR.....	IA.....	Neon Holdings (U.K.) Limited.....	Ownership.....	...100.000	American Financial Group, Inc..	..N.....	
							Neon Italy S.R.L.....	ITA.....	NIA.....	Neon Holdings (U.K.) Limited.....	Ownership.....	...60.000	American Financial Group, Inc..	..N.....	
							Neon Management Services Limited.....	GBR.....	NIA.....	Neon Holdings (U.K.) Limited.....	Ownership.....	...100.000	American Financial Group, Inc..	..N.....	
							Neon Sapphire Underwriting Limited.....	GGY.....	NIA.....	Neon Holdings (U.K.) Limited.....	Ownership.....	...100.000	American Financial Group, Inc..	..N.....	
							Neon Service Company (U.K.) Limited.....	GBR.....	NIA.....	Neon Holdings (U.K.) Limited.....	Ownership.....	...100.000	American Financial Group, Inc..	..N.....	
							Studio Marketform SRL.....	ITA.....	NIA.....	Neon Service Company (U.K.) Limited.....	Ownership.....	...100.000	American Financial Group, Inc..	..N.....	
							Neon Underwriting Bermuda Limited.....	BMU.....	NIA.....	Neon Holdings (U.K.) Limited.....	Ownership.....	...100.000	American Financial Group, Inc..	..N.....	

SCHEDULE Y

PART 1A - DETAIL OF INSURANCE HOLDING COMPANY SYSTEM

97.1

1	2	3	4	5	6	7	8	9	10	11	12	13	14	15	16
Group Code	Group Name	NAIC Company Code	ID Number	Federal RSSD	CIK	Name of Securities Exchange if Publicly Traded (U.S. or International)	Names of Parent, Subsidiaries or Affiliates	Domiciliary Location	Relationship to Reporting Entity	Directly Controlled by (Name of Entity/Person)	Type of Control (Ownership Board, Management, Attorney-in-Fact, Influence, Other)	If Control is Ownership Provide Percentage	Ultimate Controlling Entity(ies)/Person(s)	Is an SCA Filing Required? (Y/N)	*
							Neon Underwriting Limited.....	GBR.....	NIA.....	Neon Holdings (U.K.) Limited.....	Ownership.....	...100.000	American Financial Group, Inc..N.....	...
							Orca Insurance Agency A/S.....	DNK.....	NIA.....	Neon Holdings (U.K.) Limited.....	Ownership.....	...89.425	American Financial Group, Inc..N.....	...
			98-0431601.				Sampford Underwriting Limited.....	GBR.....	IA.....	Neon Holdings (U.K.) Limited.....	Ownership.....	...100.000	American Financial Group, Inc..N.....	...
							Xenon Agency Limited.....	GBR.....	NIA.....	Neon Holdings (U.K.) Limited.....	Ownership.....	...100.000	American Financial Group, Inc..N.....	...
							Helium Holdings Limited.....	BMU.....	NIA.....	American Financial Group, Inc.....	Ownership.....	...100.000	American Financial Group, Inc..N.....	5.
							Neon Employee Ownership LLC.....	DE.....	NIA.....	Helium Holdings Limited.....	Ownership.....	...23.350N.....	5.
							GAI Australia Pty Ltd.....	AUS.....	NIA.....	Neon Employee Ownership LLC.....	Ownership.....	...100.000	American Financial Group, Inc..N.....	5.
			06-1356481.				Great American Financial Resources, Inc.....	DE.....	NIA.....	American Financial Group, Inc.....	Ownership.....	...100.000	American Financial Group, Inc..N.....	1.
			31-1422717.				AAG Insurance Agency, Inc.....	KY.....	NIA.....	Great American Financial Resources, Inc.....	Ownership.....	...100.000	American Financial Group, Inc..N.....	...
			34-1017531.				Ceres Group, Inc.....	DE.....	NIA.....	Great American Financial Resources, Inc.....	Ownership.....	...100.000	American Financial Group, Inc..N.....	...
			47-0717079.				Continental General Corporation.....	NE.....	NIA.....	Ceres Group, Inc.....	Ownership.....	...100.000	American Financial Group, Inc..N.....	...
			34-1947042.				QQAgency of Texas, Inc.....	TX.....	NIA.....	Ceres Group, Inc.....	Ownership.....	...100.000	American Financial Group, Inc..N.....	...
			31-1395344.				Great American Advisors, Inc.....	OH.....	NIA.....	Great American Financial Resources, Inc.....	Ownership.....	...100.000	American Financial Group, Inc..N.....	...
0084..	American Financial Group, Inc..	63312.....	13-1935920.				Great American Life Insurance Company.....	OH.....	IA.....	Great American Financial Resources, Inc.....	Ownership.....	...100.000	American Financial Group, Inc..N.....	...
0084..	American Financial Group, Inc..	93661.....	31-1021738.				Annuity Investors Life Insurance Company.....	OH.....	IA.....	Great American Life Insurance Company.....	Ownership.....	...100.000	American Financial Group, Inc..N.....	...
			27-4078277.				Bay Bridge Marina Hemingway's Restaurant, LLC.....	MD.....	NIA.....	Great American Life Insurance Company.....	Ownership.....	...85.000	American Financial Group, Inc..N.....	...
			27-0513333.				Bay Bridge Marina Management, LLC.....	MD.....	NIA.....	Great American Life Insurance Company.....	Ownership.....	...85.000	American Financial Group, Inc..N.....	...
			20-1246122.				Brothers Management, LLC.....	FL.....	NIA.....	Great American Life Insurance Company.....	Ownership.....	...100.000	American Financial Group, Inc..N.....	...
			81-3737639.				Charleston Harbor Fishing, LLC.....	SC.....	NIA.....	Great American Life Insurance Company.....	Ownership.....	...100.000	American Financial Group, Inc..N.....	...
			20-4604276.				GALIC - Bay Bridge Marina, LLC.....	MD.....	NIA.....	Great American Life Insurance Company.....	Ownership.....	...100.000	American Financial Group, Inc..N.....	...
			31-1391777.				GALIC Brothers, Inc.....	OH.....	NIA.....	Great American Life Insurance Company.....	Ownership.....	...100.000	American Financial Group, Inc..N.....	...
			26-3260520.				Manhattan National Holding Corporation.....	OH.....	NIA.....	Great American Life Insurance Company.....	Ownership.....	...100.000	American Financial Group, Inc..Y.....	...
0084..	American Financial Group, Inc..	67083.....	45-0252531.				Manhattan National Life Insurance Company.....	OH.....	IA.....	Manhattan National Holding Corporation.....	Ownership.....	...100.000	American Financial Group, Inc..N.....	...
			84-2654660.				Skipjack Holding Company, LLC.....	MD.....	NIA.....	Great American Life Insurance Company.....	Ownership.....	...100.000	American Financial Group, Inc..N.....	...
			52-2179330.				Skipjack Marina Corp.....	MD.....	NIA.....	Skipjack Holding Company, LLC.....	Ownership.....	...100.000	American Financial Group, Inc..N.....	...
			42-1575938.				Great American Holding, Inc.....	OH.....	UIP.....	American Financial Group, Inc.....	Ownership.....	...100.000	American Financial Group, Inc..N.....	...
			80-0333563.				ABA Insurance Services, Inc.....	OH.....	NIA.....	Great American Holding, Inc.....	Ownership.....	...100.000	American Financial Group, Inc..N.....	...
			27-3062314.				Agricultural Services, LLC.....	OH.....	NIA.....	Great American Holding, Inc.....	Ownership.....	...100.000	American Financial Group, Inc..N.....	...
							Great American Holding (Europe) Limited.....	GBR.....	NIA.....	Great American Holding, Inc.....	Ownership.....	...100.000	American Financial Group, Inc..N.....	...
							Great American Europe Limited.....	GBR.....	NIA.....	Great Amerian Holding (Europe) Limited.....	Ownership.....	...100.000	American Financial Group, Inc..N.....	...
			AA-1784136				Great American International Insurance (EU) Designated Activity Company...	IRL.....	IA.....	Great American Europe Limited.....	Ownership.....	...100.000	American Financial Group, Inc..N.....	...
			AA-1120817				Great American International Insurance (UK) Limited.....	GBR.....	IA.....	Great American Europe Limited.....	Ownership.....	...100.000	American Financial Group, Inc..N.....	...
							Great American Specialty & Affinity Limited.....	GBR.....	NIA.....	Great American Europe Limited.....	Ownership.....	...100.000	American Financial Group, Inc..N.....	...
0084..	American Financial Group, Inc..	23418.....	73-0556513.				Mid-Continent Casualty Company.....	OH.....	UDP.....	Great American Holding, Inc.....	Ownership.....	...100.000	American Financial Group, Inc..N.....	...
0084..	American Financial Group, Inc..	15380.....	73-1406844.				Mid-Continent Assurance Company.....	OH.....	IA.....	Mid-Continent Casualty Company.....	Ownership.....	...100.000	American Financial Group, Inc..N.....	...
0084..	American Financial Group, Inc..	13794.....	38-3803661.				Mid-Continent Excess and Surplus Insurance Company.....	DE.....	RE.....	Mid-Continent Casualty Company.....	Ownership.....	...100.000	American Financial Group, Inc..N.....	...

Mid-Continent Excess and Surplus Insurance Company

SCHEDULE Y

PART 1A - DETAIL OF INSURANCE HOLDING COMPANY SYSTEM

97.2

1	2	3	4	5	6	7	8	9	10	11	12	13	14	15	16
Group Code	Group Name	NAIC Company Code	ID Number	Federal RSSD	CIK	Name of Securities Exchange if Publicly Traded (U.S. or International)	Names of Parent, Subsidiaries or Affiliates	Domiciliary Location	Relationship to Reporting Entity	Directly Controlled by (Name of Entity/Person)	Type of Control (Ownership Board, Management, Attorney-in-Fact, Influence, Other)	If Control is Ownership Provide Percentage	Ultimate Controlling Entity(ies)/Person(s)	Is an SCA Filing Required? (Y/N)	*
0084..	American Financial Group, Inc..	23426.....	30-0571535.	Mid-Continent Specialty Insurance Services, Inc.....	OK.....	NIA.....	Mid-Continent Casualty Company.....	Ownership.....	...100.000	American Financial Group, Inc..N.....	...
			73-0773259.	Oklahoma Surety Company.....	OH.....	IA.....	Mid-Continent Casualty Company.....	Ownership.....	...100.000	American Financial Group, Inc..N.....	...
			34-1607394.	National Interstate Corporation.....	OH.....	NIA.....	Great American Holding, Inc.....	Ownership.....	...100.000	American Financial Group, Inc..N.....	...
			34-1899058.	American Highways Insurance Agency, Inc.....	OH.....	NIA.....	National Interstate Corporation.....	Ownership.....	...100.000	American Financial Group, Inc..N.....	...
			31-1548235.	Explorer RV Insurance Agency, Inc.....	OH.....	NIA.....	National Interstate Corporation.....	Ownership.....	...100.000	American Financial Group, Inc..N.....	...
			98-0191335.	Hudson Indemnity, Ltd.....	CYM.....	IA.....	National Interstate Corporation.....	Ownership.....	...100.000	American Financial Group, Inc..N.....	...
			66-0660039.	Hudson Management Group, Ltd.....	VIR.....	NIA.....	National Interstate Corporation.....	Ownership.....	...100.000	American Financial Group, Inc..N.....	...
			34-1607396.	National Interstate Insurance Agency, Inc.....	OH.....	NIA.....	National Interstate Corporation.....	Ownership.....	...100.000	American Financial Group, Inc..N.....	...
			36-4670968.	Commercial For Hire Transportation Purchasing Group.....	SC.....	NIA.....	National Interstate Insurance Agency, Inc.....	Management.....	American Financial Group, Inc..N.....	4.
			34-1607395.	National Interstate Insurance Company.....	OH.....	IA.....	National Interstate Corporation.....	Ownership.....	...100.000	American Financial Group, Inc..N.....	...
			99-0345306.	National Interstate Insurance Company of Hawaii, Inc.....	OH.....	IA.....	National Interstate Insurance Company.....	Ownership.....	...100.000	American Financial Group, Inc..N.....	...
			43-1254631.	TransProtection Service Company.....	MO.....	NIA.....	National Interstate Insurance Company.....	Ownership.....	...100.000	American Financial Group, Inc..N.....	...
			95-3623282.	Triumphe Casualty Company.....	OH.....	IA.....	National Interstate Insurance Company.....	Ownership.....	...100.000	American Financial Group, Inc..N.....	...
			86-0114294.	Vanliner Insurance Company.....	MO.....	IA.....	National Interstate Insurance Company.....	Ownership.....	...100.000	American Financial Group, Inc..Y.....	...
			20-5546054.	Safety Claims & Litigation Services, LLC.....	MT.....	NIA.....	National Interstate Corporation.....	Ownership.....	...100.000	American Financial Group, Inc..N.....	...
			46-4570914.	Safety, Claims and Litigation Services, LLC.....	OH.....	NIA.....	National Interstate Corporation.....	Ownership.....	...100.000	American Financial Group, Inc..N.....	...
			95-2801326.	Republic Indemnity Company of America.....	CA.....	IA.....	Great American Holding, Inc.....	Ownership.....	...100.000	American Financial Group, Inc..N.....	...
			31-1054123.	Republic Indemnity Company of California.....	CA.....	IA.....	Republic Indemnity Company of America.....	Ownership.....	...100.000	American Financial Group, Inc..N.....	...
			59-1683711.	Summit Consulting, LLC.....	FL.....	NIA.....	Great American Holding, Inc.....	Ownership.....	...100.000	American Financial Group, Inc..N.....	...
			59-3385208.	Heritage Summit Healthcare, LLC.....	FL.....	NIA.....	Summit Consulting, LLC.....	Ownership.....	...100.000	American Financial Group, Inc..N.....	...
			82-2462705.	Summit Real Estate Holdings, LLC.....	FL.....	NIA.....	Summit Consulting, LLC.....	Ownership.....	...100.000	American Financial Group, Inc..N.....	...
			59-3409855.	Summit Holding Southeast, Inc.....	FL.....	NIA.....	Great American Holding, Inc.....	Ownership.....	...100.000	American Financial Group, Inc..N.....	...
			59-1835212.	Bridgefield Employers Insurance Company.....	FL.....	IA.....	Summit Holding Southeast, Inc.....	Ownership.....	...100.000	American Financial Group, Inc..N.....	...
			59-3269531.	Bridgefield Casualty Insurance Company.....	FL.....	IA.....	Bridgefield Employers Insurance Company...	Ownership.....	...100.000	American Financial Group, Inc..N.....	...
			31-0501234.	Great American Insurance Company.....	OH.....	UIP.....	American Financial Group, Inc.....	Ownership.....	...100.000	American Financial Group, Inc..N.....	...
			31-0973761.	American Empire Insurance Company.....	OH.....	IA.....	Great American Insurance Company.....	Ownership.....	...100.000	American Financial Group, Inc..N.....	...
			59-1671722.	American Empire Underwriters, Inc.....	TX.....	NIA.....	American Empire Insurance Company.....	Ownership.....	...100.000	American Financial Group, Inc..N.....	...
			31-0912199.	American Empire Surplus Lines Insurance Company.....	DE.....	IA.....	Great American Insurance Company.....	Ownership.....	...100.000	American Financial Group, Inc..N.....	...
			31-1463075.	American Signature Underwriters, Inc.....	OH.....	NIA.....	Great American Insurance Company.....	Ownership.....	...100.000	American Financial Group, Inc..N.....	...
			59-2840291.	Brothers Property Corporation.....	OH.....	NIA.....	Great American Insurance Company.....	Ownership.....	...100.000	American Financial Group, Inc..N.....	...
			25-1754638.	Brothers Pennsylvanian Corporation.....	PA.....	NIA.....	Brothers Property Corporation.....	Ownership.....	...100.000	American Financial Group, Inc..N.....	...
			59-2840294.	Brothers Property Management Corporation.....	OH.....	NIA.....	Brothers Property Corporation.....	Ownership.....	...100.000	American Financial Group, Inc..N.....	...
			31-1277904.	Crop Managers Insurance Agency, Inc.....	KS.....	NIA.....	Great American Insurance Company.....	Ownership.....	...100.000	American Financial Group, Inc..N.....	...
			83-1767590.	CropSurance Agency, LLC.....	OH.....	NIA.....	Great American Insurance Company.....	Ownership.....	...100.000	American Financial Group, Inc..N.....	...
			31-0589001.	Dempsey & Siders Agency, Inc.....	OH.....	NIA.....	Great American Insurance Company.....	Ownership.....	...100.000	American Financial Group, Inc..N.....	...

Mid-Continent Excess and Surplus Insurance Company

SCHEDULE Y

PART 1A - DETAIL OF INSURANCE HOLDING COMPANY SYSTEM

1	2	3	4	5	6	7	8	9	10	11	12	13	14	15	16
Group Code	Group Name	NAIC Company Code	ID Number	Federal RSSD	CIK	Name of Securities Exchange if Publicly Traded (U.S. or International)	Names of Parent, Subsidiaries or Affiliates	Domiciliary Location	Relationship to Reporting Entity	Directly Controlled by (Name of Entity/Person)	Type of Control (Ownership Board, Management, Attorney-in-Fact, Influence, Other)	If Control is Ownership Provide Percentage	Ultimate Controlling Entity(ies)/Person(s)	Is an SCA Filing Required? (Y/N)	*
97.3			84-2358400.				Human and Social Services Risk Purchasing Group, LLC.....	OH.....	NIA.....	Dempsey & Siders Agency, Inc.....	Ownership.....	...100.000	American Financial Group, Inc..N.....	...
			31-1341668.				Eden Park Insurance Brokers, Inc.....	CA.....	NIA.....	Great American Insurance Company.....	Ownership.....	...100.000	American Financial Group, Inc..N.....	...
							El Aguila, Compañía de Seguros, S.A. de C.V.....	MEX.....	IA.....	Great American Insurance Company.....	Ownership.....	...100.000	American Financial Group, Inc..Y.....	...
			39-1404033.				Farmers Crop Insurance Alliance, Inc.....	KS.....	NIA.....	Great American Insurance Company.....	Ownership.....	...100.000	American Financial Group, Inc..N.....	...
			13-3628555.				FCIA Management Company, Inc.....	NY.....	NIA.....	Great American Insurance Company.....	Ownership.....	...100.000	American Financial Group, Inc..N.....	...
							Foreign Credit Insurance Association.....	NY.....	OTH.....	Great American Insurance Company.....	Management.....	American Financial Group, Inc..N.....	3.
			81-0814136.				GAI Mexico Holdings, LLC.....	DE.....	NIA.....	Great American Insurance Company.....	Ownership.....	...100.000	American Financial Group, Inc..N.....	...
			31-1753938.				GAI Warranty Company.....	OH.....	NIA.....	Great American Insurance Company.....	Ownership.....	...100.000	American Financial Group, Inc..Y.....	...
			31-1765544.				GAI Warranty Company of Florida.....	FL.....	NIA.....	GAI Warranty Company.....	Ownership.....	...100.000	American Financial Group, Inc..N.....	...
			61-1329718.				Global Premier Finance Company.....	OH.....	NIA.....	Great American Insurance Company.....	Ownership.....	...100.000	American Financial Group, Inc..N.....	...
			74-2693636.				Great American Agency of Texas, Inc.....	TX.....	NIA.....	Great American Insurance Company.....	Ownership.....	...100.000	American Financial Group, Inc..N.....	...
	0084..	American Financial Group, Inc..	26832.....	95-1542353.			Great American Alliance Insurance Company.....	OH.....	IA.....	Great American Insurance Company.....	Ownership.....	...100.000	American Financial Group, Inc..N.....	...
	0084..	American Financial Group, Inc..	26344.....	15-6020948.			Great American Assurance Company.....	OH.....	IA.....	Great American Insurance Company.....	Ownership.....	...100.000	American Financial Group, Inc..N.....	...
	0084..	American Financial Group, Inc..	39896.....	61-0983091.			Great American Casualty Insurance Company.....	OH.....	IA.....	Great American Insurance Company.....	Ownership.....	...100.000	American Financial Group, Inc..N.....	...
	0084..	American Financial Group, Inc..	10646.....	36-4079497.			Great American Contemporary Insurance Company.....	OH.....	IA.....	Great American Insurance Company.....	Ownership.....	...100.000	American Financial Group, Inc..N.....	...
	0084..	American Financial Group, Inc..	37532.....	31-0954439.			Great American E & S Insurance Company.....	DE.....	IA.....	Great American Insurance Company.....	Ownership.....	...100.000	American Financial Group, Inc..N.....	...
	0084..	American Financial Group, Inc..	41858.....	31-1036473.			Great American Fidelity Insurance Company.....	DE.....	IA.....	Great American Insurance Company.....	Ownership.....	...100.000	American Financial Group, Inc..N.....	...
			31-1652643.				Great American Insurance Agency, Inc.....	OH.....	NIA.....	Great American Insurance Company.....	Ownership.....	...100.000	American Financial Group, Inc..N.....	...
	0084..	American Financial Group, Inc..	22136.....	13-5539046.			Great American Insurance Company of New York.....	NY.....	IA.....	Great American Insurance Company.....	Ownership.....	...100.000	American Financial Group, Inc..N.....	...
			31-1073664.				Great American Lloyd's, Inc.....	TX.....	NIA.....	Great American Insurance Company.....	Ownership.....	...100.000	American Financial Group, Inc..N.....	...
			31-0856644.				Great American Management Services, Inc.....	OH.....	NIA.....	Great American Insurance Company.....	Ownership.....	...100.000	American Financial Group, Inc..N.....	...
	0084..	American Financial Group, Inc..	38580.....	31-1288778.			Great American Protection Insurance Company.....	OH.....	IA.....	Great American Insurance Company.....	Ownership.....	...100.000	American Financial Group, Inc..N.....	...
			31-0918893.				Great American Re Inc.....	DE.....	NIA.....	Great American Insurance Company.....	Ownership.....	...100.000	American Financial Group, Inc..N.....	...
	0084..	American Financial Group, Inc..	31135.....	31-1209419.			Great American Security Insurance Company.....	OH.....	IA.....	Great American Insurance Company.....	Ownership.....	...100.000	American Financial Group, Inc..N.....	...
	0084..	American Financial Group, Inc..	33723.....	31-1237970.			Great American Spirit Insurance Company.....	OH.....	IA.....	Great American Insurance Company.....	Ownership.....	...100.000	American Financial Group, Inc..N.....	...
	0084..	American Financial Group, Inc..	16618.....	83-1694393.			Great American Underwriters Insurance Company.....	OH.....	IA.....	Great American Insurance Company.....	Ownership.....	...100.000	American Financial Group, Inc..N.....	...
			59-1263251.				Key Largo Group, Inc.....	FL.....	NIA.....	Great American Insurance Company.....	Ownership.....	...100.000	American Financial Group, Inc..N.....	...
			871850814..				PLLS Canada Insurance Brokers Inc.....	CAN.....	NIA.....	Great American Insurance Company.....	Ownership.....	...100.000	American Financial Group, Inc..N.....	...
			31-1293064.				Professional Risk Brokers, Inc.....	IL.....	NIA.....	Great American Insurance Company.....	Ownership.....	...100.000	American Financial Group, Inc..N.....	...
			31-0686194.				One East Fourth, Inc.....	OH.....	NIA.....	American Financial Group, Inc.....	Ownership.....	...100.000	American Financial Group, Inc..N.....	...
			31-0883227.				Pioneer Carpet Mills, Inc.....	OH.....	NIA.....	American Financial Group, Inc.....	Ownership.....	...100.000	American Financial Group, Inc..N.....	...
			31-1119320.				TEJ Holdings, Inc.....	OH.....	NIA.....	American Financial Group, Inc.....	Ownership.....	...100.000	American Financial Group, Inc..N.....	...
			31-0728327.				Three East Fourth, Inc.....	OH.....	NIA.....	American Financial Group, Inc.....	Ownership.....	...100.000	American Financial Group, Inc..N.....	...

Asteris:

Explanation

1 Another affiliated company owns 1% or less of the shares.

Mid-Continent Excess and Surplus Insurance Company
SCHEDULE Y

PART 1A - DETAIL OF INSURANCE HOLDING COMPANY SYSTEM

1	2	3	4	5	6	7	8	9	10	11	12	13	14	15	16
Group Code	Group Name	NAIC Company Code	ID Number	Federal RSSD	CIK	Name of Securities Exchange if Publicly Traded (U.S. or International)	Names of Parent, Subsidiaries or Affiliates	Domiciliary Location	Relationship to Reporting Entity	Directly Controlled by (Name of Entity/Person)	Type of Control (Ownership Board, Management, Attorney-in-Fact, Influence, Other)	If Control is Ownership Provide Percentage	Ultimate Controlling Entity(ies)/Person(s)	Is an SCA Filing Required? (Y/N)	*
2	The entity is owned by more than one company within the AFG Group.														
3	Great American Insurance Company is the majority member of the Association.														
4	Company is affiliated but not owned.														
5	The entity is owned by more than one company within the AFG Group. American Financial Group, Inc. effectively owns 77% of GAI Holding Bermuda Ltd. ; the senior management of Neon Capital Limited, through their ownership of Neon Employee Ownership LLC,														
	owns the remaining 23% of GAI Holding Bermuda Ltd. through their ownership of GAI Australia Pty Ltd.														

Mid-Continent Excess and Surplus Insurance Company
SCHEDULE Y

PART 2 - SUMMARY OF INSURER'S TRANSACTIONS WITH ANY AFFILIATES

1	2	3	4	5	6	7	8	9	10	11	12	13
NAIC Company Code	ID Number	Names of Insurers and Parent, Subsidiaries or Affiliates	Shareholder Dividends	Capital Contributions	Purchases, Sales or Exchanges of Loans, Securities, Real Estate, Mortgage Loans or Other Investments	Income/ (Disbursements) Incurred in Connection with Guarantees or Undertakings for the Benefit of any Affiliate(s)	Management Agreements and Service Contracts	Income/ (Disbursements) Incurred under Reinsurance Agreements	*	Any Other Material Activity Not in the Ordinary Course of the Insurer's Business	Totals	Reinsurance Recoverable/ (Payable) on Losses and/or Reserve Credit Taken/ (Liability)
Affiliated Transactions												
00000.....	31-1544320.....	American Financial Group, Inc.....	74,757,900	(55,000,000)							19,757,900	
00000.....	41-2112001.....	APU Holding Company.....	3,145,000								3,145,000	
00000.....	98-1073776.....	GAI Insurance Company, Ltd.....	(3,145,000)								(3,145,000)	(5,352,000)
00000.....		Lloyd's Syndicate 2468.....									0	627,000
00000.....	06-1356481.....	Great American Financial Resources, Inc.....	140,000,000								140,000,000	
63312.....	13-1935920.....	Great American Life Insurance Company.....	(140,000,000)	(500,000)							(140,500,000)	
67083.....	45-0252531.....	Manhattan National Life Insurance Company.....		500,000							500,000	
00000.....	42-1575938.....	Great American Holding, Inc.....	145,000,000								145,000,000	
00000.....		Great American Europe Limited.....		(3,637,221)							(3,637,221)	
00000.....		Great American International Insurance (EU) Designated Activity Company...									0	41,916,000
00000.....		Great American International Insurance (UK) Limited.....		3,637,221							3,637,221	810,000
23418.....	73-0556513.....	Mid-Continent Casualty Company.....	(10,000,000)	(50,000)					*		(10,050,000)	(14,661,000)
00000.....	30-0571535.....	Mid-Continent Specialty Insurance Services, Inc.....		50,000							50,000	
00000.....	34-1607394.....	National Interstate Corporation.....	60,000,000								60,000,000	
00000.....	98-0191335.....	Hudson Indemnity, Ltd.....									0	(335,596,000)
32620.....	34-1607395.....	National Interstate Insurance Company.....	(60,000,000)						*		(60,000,000)	237,378,000
11051.....	99-0345306.....	National Interstate Insurance Company of Hawaii, Inc.....							*		0	12,584,000
41106.....	95-3623282.....	Triumphe Casualty Company.....							*		0	14,539,000
21172.....	86-0114294.....	Vanliner Insurance Company.....							*		0	75,755,000
22179.....	95-2801326.....	Republic Indemnity Company of America.....	(135,000,000)						*		(135,000,000)	(48,930,000)
10335.....	59-3269531.....	Bridgefield Casualty Insurance Company.....							*		0	(1,962,000)
16691.....	31-0501234.....	Great American Insurance Company.....	(63,920,900)	4,700,000					*		(59,220,900)	21,196,000
00000.....	13-3628555.....	FCIA Management Company, Inc.....	(237,000)								(237,000)	
00000.....	31-1765544.....	GAI Warranty Company of Florida.....									0	214,000
00000.....	61-1329718.....	Global Premier Finance Company.....	(1,700,000)								(1,700,000)	
00000.....	31-1652643.....	Great American Insurance Agency, Inc.....	(400,000)	300,000							(100,000)	
22136.....	13-5539046.....	Great American Insurance Company of New York.....		50,000,000					*		50,000,000	
00000.....	31-1293064.....	Professional Risk Brokers, Inc.....	(8,500,000)								(8,500,000)	
9999999.....	Control Totals.....		0	0	0	0	0	0	XXX	0	0	(1,482,000)

Mid-Continent Excess and Surplus Insurance Company
SCHEDULE Y

PART 2 - SUMMARY OF INSURER'S TRANSACTIONS WITH ANY AFFILIATES

1	2	3	4	5	6	7	8	9	10	11	12	13
NAIC Company Code	ID Number	Names of Insurers and Parent, Subsidiaries or Affiliates	Shareholder Dividends	Capital Contributions	Purchases, Sales or Exchanges of Loans, Securities, Real Estate, Mortgage Loans or Other Investments	Income/ (Disbursements) Incurred in Connection with Guarantees or Undertakings for the Benefit of any Affiliate(s)	Management Agreements and Service Contracts	Income/ (Disbursements) Incurred under Reinsurance Agreements	*	Any Other Material Activity Not in the Ordinary Course of the Insurer's Business	Totals	Reinsurance Recoverable/ (Payable) on Losses and/or Reserve Credit Taken/ (Liability)

Pooling Information

NAIC Code	Name of Insurer	Pooling %	NAIC Code	Name of Insurer	Pooling %
23418	Mid-Continent Casualty Company	100.00%	16691	Great American Insurance Company	100.00%
15380	Mid-Continent Assurance Company		37990	American Empire Insurance Company	
13794	Mid-Continent Excess and Surplus Insurance Company		35351	American Empire Surplus Lines Insurance Company	
23426	Oklahoma Surety Company		26832	Great American Alliance Insurance Company	
			26344	Great American Assurance Company	
22179	Republic Indemnity Company of America	100.00%	39896	Great American Casualty Insurance Company	
43753	Republic Indemnity Company of California		10646	Great American Contemporary Insurance Company	
10701	Bridgefield Employers Insurance Company		37532	Great American E & S Insurance Company	
10335	Bridgefield Casualty Insurance Company		41858	Great American Fidelity Insurance Company	
			22136	Great American Insurance Company of New York	
32620	National Interstate Insurance Company	70.00%	38580	Great American Protection Insurance Company	
21172	Vanliner Insurance Company	26.00%	31135	Great American Security Insurance Company	
11051	National Interstate Insurance Company of Hawaii, Inc.	2.00%	33723	Great American Spirit Insurance Company	
41106	Triumphe Casualty Company	2.00%			

Mid-Continent Excess and Surplus Insurance Company
SUPPLEMENTAL EXHIBITS AND SCHEDULES INTERROGATORIES

The following supplemental reports are required to be filed as part of your statement filing unless specifically waived by the domiciliary state. However, in the event that your domiciliary state waives the filing requirement, your response of WAIVED to the specific interrogatory will be accepted in lieu of filing a "NONE" report and a bar code will be printed below. If the supplement is required of your company but is not being filed for whatever reason enter SEE EXPLANATION and provide an explanation following the interrogatory questions.

MARCH FILING		Responses
1.	Will an actuarial opinion be filed by March 1?	YES
2.	Will the Supplemental Compensation Exhibit be filed with the state of domicile by March 1?	YES
3.	Will the confidential Risk-Based Capital Report be filed with the NAIC by March 1?	YES
4.	Will the confidential Risk-Based Capital Report be filed with the state of domicile, if required, by March 1?	YES
APRIL FILING		
5.	Will the Insurance Expense Exhibit be filed with the state of domicile and the NAIC by April 1?	YES
6.	Will the Management's Discussion and Analysis be filed by April 1?	YES
7.	Will the Supplemental Investment Risks Interrogatories be filed by April 1?	YES
MAY FILING		
8.	Will this company be included in a combined annual statement that is filed with the NAIC by May 1?	YES
JUNE FILING		
9.	Will an audited financial report be filed by June 1?	YES
10.	Will Accountants Letter of Qualifications be filed with the state of domicile and electronically with the NAIC by June 1?	YES
AUGUST FILING		
11.	Will the regulator-only (non-public) Communication of Internal Control Related Matters Noted in Audit be filed with the state of domicile and electronically with the NAIC (as a regulator-only non-public document) by August 1?	YES

The following supplemental reports are required to be filed as part of your statement filing **if your company is engaged in the type of business covered by the supplement. However, in the event that your company does not transact the type of business for which the special report must be filed, your response of NO to the specific interrogatory will be accepted in lieu of filing a "NONE" report and a bar code will be printed below.**

If the supplement is required of your company but is not being filed for whatever reason, enter SEE EXPLANATION and provide an explanation following the interrogatory questions.

MARCH FILING		
12.	Will Schedule SIS (Stockholder Information Supplement) be filed with the state of domicile by March 1?	NO
13.	Will the Financial Guaranty Insurance Exhibit be filed by March 1?	NO
14.	Will the Medicare Supplement Insurance Experience Exhibit be filed with the state of domicile and the NAIC by March 1?	NO
15.	Will Supplement A to Schedule T (Medical Professional Liability Supplement) be filed by March 1?	NO
16.	Will the Trusteed Surplus Statement be filed with the state of domicile and the NAIC by March 1?	NO
17.	Will the Premiums Attributed to Protected Cells Exhibit be filed by March 1?	NO
18.	Will the Reinsurance Summary Supplemental Filing for General Interrogatory 9 be filed with the state of domicile and the NAIC by March 1?	NO
19.	Will the Medicare Part D Coverage Supplement be filed with the state of domicile and the NAIC by March 1?	NO
20.	Will the confidential Actuarial Opinion Summary be filed with the state of domicile, if required, by March 15 (or the date otherwise specified)?	YES
21.	Will the Reinsurance Attestation Supplement be filed with the state of domicile and the NAIC by March 1?	NO
22.	Will the Exceptions to the Reinsurance Attestation Supplement be filed with the state of domicile by March 1?	NO
23.	Will the Bail Bond Supplement be filed with the state of domicile and the NAIC by March 1?	NO
24.	Will the Director and Officer Insurance Coverage Supplement be filed with the state of domicile and the NAIC by March 1?	YES
25.	Will an approval from the reporting entity's state of domicile for relief related to the five-year rotation requirement for lead audit partner be filed electronically with the NAIC by March 1?	NO
26.	Will an approval from the reporting entity's state of domicile for relief related to the one-year cooling off period for independent CPA be filed electronically with the NAIC by March 1?	NO
27.	Will an approval from the reporting entity's state of domicile for relief related to the Requirements for Audit Committees be filed electronically with the NAIC by March 1?	NO
28.	Will the Supplemental Schedule for Reinsurance Counterparty Reporting Exception - Asbestos and Pollution Contracts be filed with the state of domicile and the NAIC by March 1?	NO
APRIL FILING		
29.	Will the Credit Insurance Experience Exhibit be filed with state of domicile and the NAIC by April 1?	NO
30.	Will the Long-Term Care Experience Reporting Forms be filed with the state of domicile and the NAIC by April 1?	NO
31.	Will the Accident and Health Policy Experience Exhibit be filed by April 1?	NO
32.	Will the Supplemental Health Care Exhibit (Parts 1, 2 and 3) be filed with the state of domicile and the NAIC by April 1?	NO
33.	Will the regulator-only (non-public) Supplemental Health Care Exhibit's Expense Allocation Report be filed with the state of domicile and the NAIC by April 1?	NO
34.	Will the Cybersecurity and Identity Theft Insurance Coverage Supplement be filed with the state of domicile and the NAIC by April 1?	NO
35.	Will the Life, Health & Annuity Guaranty Association Model Act Assessment Base Reconciliation Exhibit be filed with the state of domicile and the NAIC by April 1?	NO
36.	Will the Adjustments to the Life, Health & Annuity Guaranty Association Model Act Assessment Base Reconciliation Exhibit (if required) be filed with state of domicile and the NAIC by April 1?	NO
AUGUST FILING		
37.	Will Management's Report of Internal Control Over Financial Reporting be filed with the state of domicile by August 1?	YES




Mid-Continent Excess and Surplus Insurance Company
SUPPLEMENTAL EXHIBITS AND SCHEDULES INTERROGATORIES

The following supplemental reports are required to be filed as part of your statement filing unless specifically waived by the domiciliary state. However, in the event that your domiciliary state waives the filing requirement, your response of WAIVED to the specific interrogatory will be accepted in lieu of filing a "NONE" report and a bar code will be printed below. If the supplement is required of your company but is not being filed for whatever reason enter SEE EXPLANATION and provide an explanation following the interrogatory questions.

EXPLANATION:

BAR CODE:

1.
2.
3.
4.
5.
6.
7.
8.
9.
10.
11.
12. The data for this supplement is not required to be filed.
13. The data for this supplement is not required to be filed.
14. The data for this supplement is not required to be filed.
15. The data for this supplement is not required to be filed.
16. The data for this supplement is not required to be filed.
17. The data for this supplement is not required to be filed.
18. The data for this supplement is not required to be filed.
19. The data for this supplement is not required to be filed.
20.
21. The data for this supplement is not required to be filed.
22. The data for this supplement is not required to be filed.
23. The data for this supplement is not required to be filed.
24.
25. The data for this supplement is not required to be filed.
26. The data for this supplement is not required to be filed.
27. The data for this supplement is not required to be filed.
28. The data for this supplement is not required to be filed.
29. The data for this supplement is not required to be filed.
30. The data for this supplement is not required to be filed.
31. The data for this supplement is not required to be filed.
32. The data for this supplement is not required to be filed.
33. The data for this supplement is not required to be filed.
34. The data for this supplement is not required to be filed.



Mid-Continent Excess and Surplus Insurance Company
SUPPLEMENTAL EXHIBITS AND SCHEDULES INTERROGATORIES

The following supplemental reports are required to be filed as part of your statement filing unless specifically waived by the domiciliary state. However, in the event that your domiciliary state waives the filing requirement, your response of WAIVED to the specific interrogatory will be accepted in lieu of filing a "NONE" report and a bar code will be printed below. If the supplement is required of your company but is not being filed for whatever reason enter SEE EXPLANATION and provide an explanation following the interrogatory questions.

35. The data for this supplement is not required to be filed.



36. The data for this supplement is not required to be filed.

37.

**Overflow Page
NONE**

**Overflow Page
NONE**



REINSURANCE SUMMARY SUPPLEMENTAL FILING
FOR GENERAL INTERROGATORY 9 (PART 2)

FOR THE YEAR ENDED DECEMBER 31, 2019

To Be Filed by March 1

NAIC Group Code: 84

NAIC Company Code: 13794....

	(A) Financial Impact		
	1	2	3
	As Reported	Interrogatory 9 Reinsurance Effect	Restated Without Interrogatory 9 Reinsurance
A01. Assets.....18,878,26418,878,264
A02. Liabilities.....787787
A03. Surplus as regards to policyholders.....18,877,47718,877,477
A04. Income before taxes.....533,192533,192

B. Summary of Reinsurance Contract Terms

C. Management's Objectives

D. If the response to General Interrogatory 9.4 (Part 2 Property & Casualty Interrogatories) is yes, explain below why the contracts are treated differently for GAAP and SAP.



DIRECTOR AND OFFICER INSURANCE COVERAGE SUPPLEMENT

For the Year Ended December 31, 2019
(To be Filed by March 1)

NAIC Group Code.....84
Company Name: Mid-Continent Excess and Surplus Insurance Company

NAIC Company Code.....13794

If the reporting entity writes any director and officer (D&O) business, please provide the following:

1. Monoline Policies

Direct Premiums		Direct Losses		Direct Defense and Cost Containment		Percentage of In Force Policies	
1 Written	2 Earned	3 Paid	4 Incurred	5 Paid	6 Incurred	7 Claims Made	8 Occurrence

2. Commercial Multiple Peril (CMP) Packaged Policies

- 2.1 Does the reporting entity provide D&O liability coverage as part of a CMP packaged policy? Yes [] No [X]
- 2.2 Can the direct premium earned for D&O liability coverage provided as part of a CMP packaged policy be quantified or estimated?..... Yes [] No [X]
- 2.3 If the answer to question 2.2 is yes, provide the quantified or estimated direct premium earned amount for the D&O liability coverage in CMP packaged policies:

2.31 Amount quantified:

2.32 Amount estimated using reasonable assumptions:
- 2.4 If the answer to question 2.1 is yes, please provide the following:

Direct Losses		Direct Defense and Cost Containment		Percentage of In Force Policies	
1	2 Paid + Change in Case Reserves	3	4 Paid + Change in Case Reserves	5	6
Paid		Paid		Claims Made	Occurrence
.....00000.00.0

2019 ALPHABETICAL INDEX -- PROPERTY & CASUALTY ANNUAL STATEMENT BLANK

Assets	2	Schedule P-Part 2H-Section 1-Other Liability-Occurrence	58
Cash Flow	5	Schedule P-Part 2H-Section 2-Other Liability-Claims-Made	58
Exhibit of Capital Gains (Losses)	12	Schedule P-Part 2I-Spec. Prop. (Fire, Allied Lines, Inland Marine, Earthquake, Burglary, Theft)	59
Exhibit of Net Investment Income	12	Schedule P-Part 2J-Auto Physical Damage	59
Exhibit of Nonadmitted Assets	13	Schedule P-Part 2K-Fidelity, Surety	59
Exhibit of Premiums and Losses (State Page)	19	Schedule P-Part 2L-Other (Including Credit, Accident and Health)	59
Five-Year Historical Data	17	Schedule P-Part 2M-International	59
General Interrogatories	15	Schedule P-Part 2N-Reinsurance – Nonproportional Assumed Property	60
Jurat Page	1	Schedule P-Part 2O-Reinsurance – Nonproportional Assumed Liability	60
Liabilities, Surplus and Other Funds	3	Schedule P-Part 2P-Reinsurance – Nonproportional Assumed Financial Lines	60
Notes To Financial Statements	14	Schedule P-Part 2R-Section 1-Products Liability-Occurrence	61
Overflow Page For Write-ins	100	Schedule P-Part 2R-Section 2-Products Liability-Claims-Made	61
Schedule A-Part 1	E01	Schedule P-Part 2S-Financial Guaranty/Mortgage Guaranty	61
Schedule A-Part 2	E02	Schedule P-Part 2T-Warranty	61
Schedule A-Part 3	E03	Schedule P-Part 3A-Homeowners/Farmowners	62
Schedule A-Verification Between Years	SI02	Schedule P-Part 3B-Private Passenger Auto Liability/Medical	62
Schedule B-Part 1	E04	Schedule P-Part 3C-Commercial Auto/Truck Liability/Medical	62
Schedule B-Part 2	E05	Schedule P-Part 3D-Workers' Compensation (Excluding Excess Workers Compensation)	62
Schedule B-Part 3	E06	Schedule P-Part 3E-Commercial Multiple Peril	62
Schedule B-Verification Between Years	SI02	Schedule P-Part 3F-Section 1 –Medical Professional Liability-Occurrence	63
Schedule BA-Part 1	E07	Schedule P-Part 3F-Section 2-Medical Professional Liability-Claims-Made	63
Schedule BA-Part 2	E08	Schedule P-Part 3G-Special Liability (Ocean Marine, Aircraft (All Perils), Boiler & Machinery)	63
Schedule BA-Part 3	E09	Schedule P-Part 3H-Section 1-Other Liability-Occurrence	63
Schedule BA-Verification Between Years	SI03	Schedule P-Part 3H-Section 2-Other Liability-Claims-Made	63
Schedule D-Part 1	E10	Schedule P-Part 3I-Spec. Prop. (Fire, Allied Lines, Inland Marine, Earthquake, Burglary, Theft)	64
Schedule D-Part 1A-Section 1	SI05	Schedule P-Part 3J-Auto Physical Damage	64
Schedule D-Part 1A-Section 2	SI08	Schedule P-Part 3K-Fidelity/Surety	64
Schedule D-Part 2-Section 1	E11	Schedule P-Part 3L-Other (Including Credit, Accident and Health)	64
Schedule D-Part 2-Section 2	E12	Schedule P-Part 3M-International	64
Schedule D-Part 3	E13	Schedule P-Part 3N-Reinsurance – Nonproportional Assumed Property	65
Schedule D-Part 4	E14	Schedule P-Part 3O-Reinsurance – Nonproportional Assumed Liability	65
Schedule D-Part 5	E15	Schedule P-Part 3P-Reinsurance – Nonproportional Assumed Financial Lines	65
Schedule D-Part 6-Section 1	E16	Schedule P-Part 3R-Section 1-Products Liability-Occurrence	66
Schedule D-Part 6-Section 2	E16	Schedule P-Part 3R-Section 2-Products Liability-Claims-Made	66
Schedule D-Summary By Country	SI04	Schedule P-Part 3S-Financial Guaranty/Mortgage Guaranty	66
Schedule D-Verification Between Years	SI03	Schedule P-Part 3T-Warranty	66
Schedule DA-Part 1	E17	Schedule P-Part 4A-Homeowners/Farmowners	67
Schedule DA-Verification Between Years	SI10	Schedule P-Part 4B-Private Passenger Auto Liability/Medical	67
Schedule DB-Part A-Section 1	E18	Schedule P-Part 4C-Commercial Auto/Truck Liability/Medical	67
Schedule DB-Part A-Section 2	E19	Schedule P-Part 4D-Workers' Compensation (Excluding Excess Workers Compensation)	67
Schedule DB-Part A-Verification Between Years	SI11	Schedule P-Part 4E-Commercial Multiple Peril	67
Schedule DB-Part B-Section 1	E20	Schedule P-Part 4F-Section 1-Medical Professional Liability-Occurrence	68
Schedule DB-Part B-Section 2	E21	Schedule P-Part 4F-Section 2-Medical Professional Liability-Claims-Made	68
Schedule DB-Part B-Verification Between Years	SI11	Schedule P-Part 4G-Special Liability (Ocean Marine, Aircraft (All Perils), Boiler & Machinery)	68
Schedule DB-Part C-Section 1	SI12	Schedule P-Part 4H-Section 1-Other Liability-Occurrence	68
Schedule DB-Part C-Section 2	SI13	Schedule P-Part 4H-Section 2-Other Liability-Claims-Made	68
Schedule DB-Part D-Section 1	E22	Schedule P-Part 4I-Spec. Prop. (Fire, Allied Lines, Inland Marine, Earthquake, Burglary & Theft)	69
Schedule DB-Part D-Section 2	E23	Schedule P-Part 4J-Auto Physical Damage	69
Schedule DB-Part E	E24	Schedule P-Part 4K-Fidelity/Surety	69
Schedule DB-Verification	SI14	Schedule P-Part 4L-Other (Including Credit, Accident and Health)	69
Schedule DL-Part 1	E25	Schedule P-Part 4M-International	69
Schedule DL-Part 2	E26	Schedule P-Part 4N-Reinsurance – Nonproportional Assumed Property	70
Schedule E-Part 1-Cash	E27	Schedule P-Part 4O-Reinsurance – Nonproportional Assumed Liability	70
Schedule E-Part 2-Cash Equivalents	E28	Schedule P-Part 4P-Reinsurance – Nonproportional Assumed Financial Lines	70
Schedule E-Verification Between Years	SI15	Schedule P-Part 4R-Section 1-Products Liability-Occurrence	71
Schedule E-Part 3-Special Deposits	E29	Schedule P-Part 4R-Section 2-Products Liability-Claims-Made	71
Schedule F-Part 1	20	Schedule P-Part 4S-Financial Guaranty/Mortgage Guaranty	71
Schedule F-Part 2	21	Schedule P-Part 4T-Warranty	71
Schedule F-Part 3	22	Schedule P-Part 5A-Homeowners/Farmowners	72
Schedule F-Part 4	27	Schedule P-Part 5B-Private Passenger Auto Liability/Medical	73
Schedule F-Part 5	28	Schedule P-Part 5C-Commercial Auto/Truck Liability/Medical	74
Schedule F-Part 6	29	Schedule P-Part 5D-Workers' Compensation (Excluding Excess Workers Compensation)	75
Schedule H-Accident and Health Exhibit-Part 1	30	Schedule P-Part 5E-Commercial Multiple Peril	76
Schedule H-Part 2, Part 3 and Part 4	31	Schedule P-Part 5F-Medical Professional Liability-Claims-Made	78
Schedule H-Part 5-Health Claims	32	Schedule P-Part 5F-Medical Professional Liability-Occurrence	77
Schedule P-Part 1-Summary	33	Schedule P-Part 5H-Other Liability-Claims-Made	80
Schedule P-Part 1A-Homeowners/Farmowners	35	Schedule P-Part 5H-Other Liability-Occurrence	79
Schedule P-Part 1B-Private Passenger Auto Liability/Medical	36	Schedule P-Part 5R-Products Liability-Claims-Made	82
Schedule P-Part 1C-Commercial Auto/Truck Liability/Medical	37	Schedule P-Part 5R-Products Liability-Occurrence	81
Schedule P-Part 1D-Workers' Compensation (Excluding Excess Workers Compensation)	38	Schedule P-Part 5T-Warranty	83
Schedule P-Part 1E-Commercial Multiple Peril	39	Schedule P-Part 6C-Commercial Auto/Truck Liability/Medical	84
Schedule P-Part 1F-Section 1-Medical Professional Liability-Occurrence	40	Schedule P-Part 6D-Workers' Compensation (Excluding Excess Workers Compensation)	84
Schedule P-Part 1F-Section 2-Medical Professional Liability-Claims-Made	41	Schedule P-Part 6E-Commercial Multiple Peril	85
Schedule P-Part 1G-Special Liability (Ocean, Marine, Aircraft (All Perils), Boiler & Machinery)	42	Schedule P-Part 6H-Other Liability-Claims-Made	86
Schedule P-Part 1H-Section 1-Other Liability-Occurrence	43	Schedule P-Part 6H-Other Liability-Occurrence	85
Schedule P-Part 1H-Section 2-Other Liability-Claims-Made	44	Schedule P-Part 6M-International	86
Schedule P-Part 1I-Spec. Prop. (Fire, Allied Lines, Inland Marine, Earthquake, Burglary & Theft)	45	Schedule P-Part 6N-Reinsurance – Nonproportional Assumed Property	87
Schedule P-Part 1J-Auto Physical Damage	46	Schedule P-Part 6O-Reinsurance – Nonproportional Assumed Liability	87
Schedule P-Part 1K-Fidelity/Surety	47	Schedule P-Part 6R-Products Liability-Claims-Made	88
Schedule P-Part 1L-Other (Including Credit, Accident and Health)	48	Schedule P-Part 6R-Products Liability-Occurrence	88
Schedule P-Part 1M-International	49	Schedule P-Part 7A-Primary Loss Sensitive Contracts	89
Schedule P-Part 1N-Reinsurance – Nonproportional Assumed Property	50	Schedule P-Part 7B-Reinsurance Loss Sensitive Contracts	91
Schedule P-Part 1O-Reinsurance – Nonproportional Assumed Liability	51	Schedule P Interrogatories	93
Schedule P-Part 1P-Reinsurance – Nonproportional Assumed Financial Lines	52	Schedule T-Exhibit of Premiums Written	94
Schedule P-Part 1R-Section 1-Products Liability-Occurrence	53	Schedule T-Part 2-Interstate Compact	95
Schedule P-Part 1R-Section 2-Products Liability-Claims-Made	54	Schedule Y-Information Concerning Activities of Insurer Members of a Holding Company Group	96
Schedule P-Part 1S-Financial Guaranty/Mortgage Guaranty	55	Schedule Y-Detail of Insurance Holding Company System	97
Schedule P-Part 1T-Warranty	56	Schedule Y-Part 2-Summary of Insurer's Transactions With Any Affiliates	98
Schedule P-Part 2, Part 3 and Part 4 - Summary	34	Statement of Income	4
Schedule P-Part 2A-Homeowners/Farmowners	57	Summary Investment Schedule	SI01
Schedule P-Part 2B-Private Passenger Auto Liability/Medical	57	Supplemental Exhibits and Schedules Interrogatories	99
Schedule P-Part 2C-Commercial Auto/Truck Liability/Medical	57	Underwriting and Investment Exhibit Part 1	6
Schedule P-Part 2D-Workers' Compensation (Excluding Excess Workers Compensation)	57	Underwriting and Investment Exhibit Part 1A	7
Schedule P-Part 2E-Commercial Multiple Peril	57	Underwriting and Investment Exhibit Part 1B	8
Schedule P-Part 2F-Section 1-Medical Professional Liability-Occurrence	58	Underwriting and Investment Exhibit Part 2	9
Schedule P-Part 2F-Section 2-Medical Professional Liability-Claims-Made	58	Underwriting and Investment Exhibit Part 2A	10
Schedule P-Part 2G-Special Liability (Ocean Marine, Aircraft (All Perils), Boiler & Machinery)	58	Underwriting and Investment Exhibit Part 3	11