



## HEALTH QUARTERLY STATEMENT

AS OF SEPTEMBER 30, 2019  
OF THE CONDITION AND AFFAIRS OF THE

## UnitedHealthcare Community Plan of Ohio, Inc.

NAIC Group Code 0707 0707 NAIC Company Code 12323 Employer's ID Number 56-2451429  
(Current) (Prior)

Organized under the Laws of Ohio State of Domicile or Port of Entry OH

Country of Domicile United States of America

Licensed as business type: Health Maintenance Organization

Is HMO Federally Qualified? Yes [ ] No [ X ]

Incorporated/Organized 03/29/2004 Commenced Business 10/01/2005

Statutory Home Office 5900 Parkwood Place Dublin, OH, US 43016  
(Street and Number) (City or Town, State, Country and Zip Code)

Main Administrative Office 9800 Health Care Lane MN006-W500  
(Street and Number) 952-931-4014  
(City or Town, State, Country and Zip Code) (Area Code) (Telephone Number)

Mail Address 9800 Health Care Lane MN006-W500 Minnetonka, MN, US 55343  
(Street and Number or P.O. Box) (City or Town, State, Country and Zip Code)

Primary Location of Books and Records 9800 Health Care Lane MN006-W500  
(Street and Number) 952-931-4014  
(City or Town, State, Country and Zip Code) (Area Code) (Telephone Number)

Internet Website Address www.uhcommunityplan.com

Statutory Statement Contact Sean Michael Thayer 952-931-4873  
(Name) (Area Code) (Telephone Number)  
sean\_thayer@uhc.com 952-931-4651  
(E-mail Address) (FAX Number)

## OFFICERS

President, Chief Executive Officer Michael Barrett Roaldi # Chief Financial Officer Dale Ray Moore  
Secretary Shawn Patrice Neddo # Treasurer Peter Marshall Gill

## OTHER

Nyle Brent Cottingham, Vice President Heather Anastasia Lang, Assistant Secretary

## DIRECTORS OR TRUSTEES

Richard Gordon Dunlop Brendan Paul Hosteller # Jean Kalbacher #

State of Ohio  
County of Delaware

State of WISCONSIN  
County of BROWN

State of Ohio  
County of Delaware

The officers of this reporting entity being duly sworn, each depose and say that they are the described officers of said reporting entity, and that on the reporting period stated above, all of the herein described assets were the absolute property of the said reporting entity, free and clear from any liens or claims thereon, except as herein stated, and that this statement, together with related exhibits, schedules and explanations therein contained, annexed or referred to, is a full and true statement of all the assets and liabilities and of the condition and affairs of the said reporting entity as of the reporting period stated above, and of its income and deductions therefrom for the period ended, and have been completed in accordance with the NAIC Annual Statement Instructions and Accounting Practices and Procedures manual except to the extent that (1) state law may differ; or, (2) that state rules or regulations require differences in reporting not related to accounting practices and procedures, according to the best of their information, knowledge and belief, respectively. Furthermore, the scope of this attestation by the described officers also includes the related corresponding electronic filing with the NAIC, when required, that is an exact copy (except for formatting differences due to electronic filing) of the enclosed statement. The electronic filing may be requested by various regulators in lieu of or in addition to the enclosed statement.

Michael Barrett Roaldi

Michael Barrett Roaldi  
President, Chief Executive Officer

Shawn Patrice Neddo

Shawn Patrice Neddo  
Secretary

Dale Ray Moore

Dale Ray Moore  
Chief Financial Officer

Subscribed and sworn to before me this 23rd day of October, 2019  
Carol A. Hauger



Subscribed and sworn to before me this 24th day of October, 2019  
JAMIE SMITH  
EXP. 11-5-19

Subscribed and sworn to before me this 23rd day of October, 2019  
Carol A. Hauger

a. Is this an original filing? Yes [ X ] No [ ]

b. If no,

1. State the amendment number.....
2. Date filed.....
3. Number of pages attached.....



ASSETS

	Current Statement Date			4 December 31 Prior Year Net Admitted Assets
	1 Assets	2 Nonadmitted Assets	3 Net Admitted Assets (Cols. 1 - 2)	
1. Bonds .....	330,259,847	0	330,259,847	335,601,624
2. Stocks:				
2.1 Preferred stocks .....	0	0	0	0
2.2 Common stocks .....	0	0	0	0
3. Mortgage loans on real estate:				
3.1 First liens .....	0	0	0	0
3.2 Other than first liens.....	0	0	0	0
4. Real estate:				
4.1 Properties occupied by the company (less \$ .....0 encumbrances) .....	0	0	0	0
4.2 Properties held for the production of income (less \$ .....0 encumbrances) .....	0	0	0	0
4.3 Properties held for sale (less \$ .....0 encumbrances) .....	0	0	0	0
5. Cash (\$ .....101,110 ), cash equivalents (\$ .....38,029,675 ) and short-term investments (\$ .....375,993 ) .....	38,506,778	0	38,506,778	90,090,351
6. Contract loans (including \$ .....0 premium notes) .....	0	0	0	0
7. Derivatives .....	0	0	0	0
8. Other invested assets .....	0	0	0	0
9. Receivables for securities .....	0	0	0	0
10. Securities lending reinvested collateral assets .....	0	0	0	0
11. Aggregate write-ins for invested assets .....	0	0	0	0
12. Subtotals, cash and invested assets (Lines 1 to 11) .....	368,766,625	0	368,766,625	425,691,975
13. Title plants less \$ .....0 charged off (for Title insurers only) .....	0	0	0	0
14. Investment income due and accrued .....	2,332,733	0	2,332,733	2,518,418
15. Premiums and considerations:				
15.1 Uncollected premiums and agents' balances in the course of collection .....	17,898,662	0	17,898,662	14,107,255
15.2 Deferred premiums, agents' balances and installments booked but deferred and not yet due (including \$ .....0 earned but unbilled premiums) .....	0	0	0	0
15.3 Accrued retrospective premiums (\$ .....1,562,175 ) and contracts subject to redetermination (\$ .....56,830,686 ) .....	58,392,861	0	58,392,861	88,521,767
16. Reinsurance:				
16.1 Amounts recoverable from reinsurers .....	0	0	0	0
16.2 Funds held by or deposited with reinsured companies .....	0	0	0	0
16.3 Other amounts receivable under reinsurance contracts .....	0	0	0	0
17. Amounts receivable relating to uninsured plans .....	20,039,471	0	20,039,471	12,343,261
18.1 Current federal and foreign income tax recoverable and interest thereon .....	0	0	0	5,361,701
18.2 Net deferred tax asset .....	4,771,653	0	4,771,653	4,216,740
19. Guaranty funds receivable or on deposit .....	0	0	0	0
20. Electronic data processing equipment and software .....	0	0	0	0
21. Furniture and equipment, including health care delivery assets (\$ .....0 ) .....	0	0	0	0
22. Net adjustment in assets and liabilities due to foreign exchange rates .....	0	0	0	0
23. Receivables from parent, subsidiaries and affiliates .....	3,406,910	13,125	3,393,785	0
24. Health care (\$ .....23,836,513 ) and other amounts receivable .....	44,955,299	21,118,786	23,836,513	23,983,228
25. Aggregate write-ins for other than invested assets .....	0	0	0	0
26. Total assets excluding Separate Accounts, Segregated Accounts and Protected Cell Accounts (Lines 12 to 25) .....	520,564,214	21,131,911	499,432,303	576,744,345
27. From Separate Accounts, Segregated Accounts and Protected Cell Accounts .....	0	0	0	0
28. Total (Lines 26 and 27)	520,564,214	21,131,911	499,432,303	576,744,345
DETAILS OF WRITE-INS				
1101. ....				
1102. ....				
1103. ....				
1198. Summary of remaining write-ins for Line 11 from overflow page .....	0	0	0	0
1199. Totals (Lines 1101 through 1103 plus 1198)(Line 11 above) .....	0	0	0	0
2501. ....	0	0	0	0
2502. ....				
2503. ....				
2598. Summary of remaining write-ins for Line 25 from overflow page .....	0	0	0	0
2599. Totals (Lines 2501 through 2503 plus 2598)(Line 25 above) .....	0	0	0	0

LIABILITIES, CAPITAL AND SURPLUS

	Current Period			Prior Year
	1 Covered	2 Uncovered	3 Total	4 Total
1. Claims unpaid (less \$ .....17,690,736 reinsurance ceded) .....	169,723,688	0	169,723,688	153,990,191
2. Accrued medical incentive pool and bonus amounts .....	305,019	0	305,019	353,256
3. Unpaid claims adjustment expenses .....	2,110,472	0	2,110,472	2,132,603
4. Aggregate health policy reserves, including the liability of \$ .....0 for medical loss ratio rebate per the Public Health Service Act .....	343,669	0	343,669	528,760
5. Aggregate life policy reserves .....	0	0	0	0
6. Property/casualty unearned premium reserve .....	0	0	0	0
7. Aggregate health claim reserves .....	6,383,165	0	6,383,165	5,524,453
8. Premiums received in advance .....	0	0	0	0
9. General expenses due or accrued .....	30,037,544	0	30,037,544	34,111,597
10.1 Current federal and foreign income tax payable and interest thereon (including \$ .....0 on realized gains (losses)) .....	7,698,568	0	7,698,568	0
10.2 Net deferred tax liability .....	0	0	0	0
11. Ceded reinsurance premiums payable .....	750,929	0	750,929	255,598
12. Amounts withheld or retained for the account of others.....	0	0	0	0
13. Remittances and items not allocated .....	390,637	0	390,637	0
14. Borrowed money (including \$ .....0 current) and interest thereon \$ .....0 (including \$ .....0 current) .....	0	0	0	0
15. Amounts due to parent, subsidiaries and affiliates .....	0	0	0	14,700,043
16. Derivatives .....	0	0	0	0
17. Payable for securities .....	0	0	0	0
18. Payable for securities lending .....	0	0	0	0
19. Funds held under reinsurance treaties (with \$ .....0 authorized reinsurers, \$ .....0 unauthorized reinsurers and \$ .....0 certified reinsurers).....	0	0	0	0
20. Reinsurance in unauthorized and certified (\$ .....0 ) companies .....	0	0	0	0
21. Net adjustments in assets and liabilities due to foreign exchange rates .....	0	0	0	0
22. Liability for amounts held under uninsured plans .....	5,750,213	0	5,750,213	2,366,249
23. Aggregate write-ins for other liabilities (including \$ .....4,584 current) .....	4,584	0	4,584	4,524
24. Total liabilities (Lines 1 to 23) .....	223,498,488	0	223,498,488	213,967,274
25. Aggregate write-ins for special surplus funds .....	XXX	XXX	29,425,061	0
26. Common capital stock .....	XXX	XXX	1,000	1,000
27. Preferred capital stock .....	XXX	XXX	0	0
28. Gross paid in and contributed surplus .....	XXX	XXX	21,227,057	21,227,057
29. Surplus notes .....	XXX	XXX	0	0
30. Aggregate write-ins for other than special surplus funds .....	XXX	XXX	0	0
31. Unassigned funds (surplus) .....	XXX	XXX	225,280,697	341,549,014
32. Less treasury stock, at cost:				
32.1 .....0 shares common (value included in Line 26 \$ .....0 ) .....	XXX	XXX	0	0
32.2 .....0 shares preferred (value included in Line 27 \$ .....0 ) .....	XXX	XXX	0	0
33. Total capital and surplus (Lines 25 to 31 minus Line 32) .....	XXX	XXX	275,933,815	362,777,071
34. Total liabilities, capital and surplus (Lines 24 and 33)	XXX	XXX	499,432,303	576,744,345
DETAILS OF WRITE-INS				
2301. Unclaimed Property .....	4,584	0	4,584	4,524
2302. ....				
2303. ....				
2398. Summary of remaining write-ins for Line 23 from overflow page .....	0	0	0	0
2399. Totals (Lines 2301 through 2303 plus 2398)(Line 23 above)	4,584	0	4,584	4,524
2501. Section 9010 ACA Subsequent Fee Year Assessment .....	XXX	XXX	29,425,061	0
2502. ....	XXX	XXX		
2503. ....	XXX	XXX		
2598. Summary of remaining write-ins for Line 25 from overflow page .....	XXX	XXX	0	0
2599. Totals (Lines 2501 through 2503 plus 2598)(Line 25 above)	XXX	XXX	29,425,061	0
3001. ....	XXX	XXX		
3002. ....	XXX	XXX		
3003. ....	XXX	XXX		
3098. Summary of remaining write-ins for Line 30 from overflow page .....	XXX	XXX	0	0
3099. Totals (Lines 3001 through 3003 plus 3098)(Line 30 above)	XXX	XXX	0	0

STATEMENT OF REVENUE AND EXPENSES

	Current Year To Date		Prior Year To Date	Prior Year Ended December 31
	1 Uncovered	2 Total	3 Total	4 Total
1. Member Months .....	XXX	2,758,143	2,897,733	3,833,905
2. Net premium income ( including \$ .....0 non-health premium income).....	XXX	1,881,540,526	1,830,161,310	2,509,181,293
3. Change in unearned premium reserves and reserve for rate credits.....	XXX	1,764,137	1,240,780	1,303,323
4. Fee-for-service (net of \$ .....0 medical expenses).....	XXX	0	0	0
5. Risk revenue .....	XXX	0	0	0
6. Aggregate write-ins for other health care related revenues .....	XXX	0	0	0
7. Aggregate write-ins for other non-health revenues .....	XXX	0	0	0
8. Total revenues (Lines 2 to 7) .....	XXX	1,883,304,663	1,831,402,090	2,510,484,616
<b>Hospital and Medical:</b>				
9. Hospital/medical benefits .....	0	1,387,833,776	1,183,563,745	1,640,857,634
10. Other professional services .....	0	32,692,244	34,039,139	45,115,660
11. Outside referrals .....	0	0	0	0
12. Emergency room and out-of-area .....	0	0	0	0
13. Prescription drugs .....	0	293,197,330	270,239,428	354,996,892
14. Aggregate write-ins for other hospital and medical .....	0	0	0	0
15. Incentive pool, withhold adjustments and bonus amounts .....	0	2,267,465	(40,314)	335,189
16. Subtotal (Lines 9 to 15) .....	0	1,715,990,815	1,487,801,998	2,041,305,375
<b>Less:</b>				
17. Net reinsurance recoveries .....	0	17,896,956	28,645,991	36,976,805
18. Total hospital and medical (Lines 16 minus 17) .....	0	1,698,093,859	1,459,156,007	2,004,328,570
19. Non-health claims (net) .....	0	0	0	0
20. Claims adjustment expenses, including \$ .....49,352,241 cost containment expenses .....	0	78,199,494	73,874,855	102,352,197
21. General administrative expenses .....	0	161,365,359	201,378,909	247,143,730
22. Increase in reserves for life and accident and health contracts (including \$ .....0 increase in reserves for life only) .....	0	0	0	0
23. Total underwriting deductions (Lines 18 through 22).....	0	1,937,658,712	1,734,409,771	2,353,824,497
24. Net underwriting gain or (loss) (Lines 8 minus 23) .....	XXX	(54,354,049)	96,992,319	156,660,119
25. Net investment income earned .....	0	8,568,293	7,400,609	10,358,915
26. Net realized capital gains (losses) less capital gains tax of \$ .....246,624 .....	0	834,442	(153,578)	(101,064)
27. Net investment gains (losses) (Lines 25 plus 26) .....	0	9,402,735	7,247,031	10,257,851
28. Net gain or (loss) from agents' or premium balances charged off [(amount recovered \$ .....0 ) (amount charged off \$ .....0 )].....	0	0	0	0
29. Aggregate write-ins for other income or expenses .....	0	0	(12,000)	(11,811)
30. Net income or (loss) after capital gains tax and before all other federal income taxes (Lines 24 plus 27 plus 28 plus 29) .....	XXX	(44,951,314)	104,227,350	166,906,159
31. Federal and foreign income taxes incurred .....	XXX	(9,728,056)	28,486,687	42,188,445
32. Net income (loss) (Lines 30 minus 31) .....	XXX	(35,223,258)	75,740,663	124,717,714
<b>DETAILS OF WRITE-INS</b>				
0601. ....	XXX			
0602. ....	XXX			
0603. ....	XXX			
0698. Summary of remaining write-ins for Line 6 from overflow page .....	XXX	0	0	0
0699. Totals (Lines 0601 through 0603 plus 0698)(Line 6 above) .....	XXX	0	0	0
0701. ....	XXX			
0702. ....	XXX			
0703. ....	XXX			
0798. Summary of remaining write-ins for Line 7 from overflow page .....	XXX	0	0	0
0799. Totals (Lines 0701 through 0703 plus 0798)(Line 7 above) .....	XXX	0	0	0
1401. ....				
1402. ....				
1403. ....				
1498. Summary of remaining write-ins for Line 14 from overflow page .....	0	0	0	0
1499. Totals (Lines 1401 through 1403 plus 1498)(Line 14 above) .....	0	0	0	0
2901. Fines & Penalties .....	0	0	(12,000)	(12,000)
2902. Other Income .....	0	0	0	189
2903. ....				
2998. Summary of remaining write-ins for Line 29 from overflow page .....	0	0	0	0
2999. Totals (Lines 2901 through 2903 plus 2998)(Line 29 above) .....	0	0	(12,000)	(11,811)

STATEMENT OF REVENUE AND EXPENSES (Continued)

	1 Current Year to Date	2 Prior Year to Date	3 Prior Year Ended December 31
CAPITAL AND SURPLUS ACCOUNT			
33. Capital and surplus prior reporting year.....	362,777,071	273,128,765	273,128,765
34. Net income or (loss) from Line 32 .....	(35,223,258)	75,740,663	124,717,714
35. Change in valuation basis of aggregate policy and claim reserves .....	0	0	0
36. Change in net unrealized capital gains (losses) less capital gains tax of \$ .....(297)	1,118	791	(1,071)
37. Change in net unrealized foreign exchange capital gain or (loss) .....	0	0	0
38. Change in net deferred income tax .....	555,210	1,316,067	2,589,700
39. Change in nonadmitted assets .....	(2,176,326)	(9,628,586)	(12,658,037)
40. Change in unauthorized and certified reinsurance .....	0	0	0
41. Change in treasury stock .....	0	0	0
42. Change in surplus notes .....	0	0	0
43. Cumulative effect of changes in accounting principles.....	0	0	0
44. Capital Changes:			
44.1 Paid in .....	0	0	0
44.2 Transferred from surplus (Stock Dividend).....	0	0	0
44.3 Transferred to surplus.....	0	0	0
45. Surplus adjustments:			
45.1 Paid in .....	0	0	0
45.2 Transferred to capital (Stock Dividend) .....	0	0	0
45.3 Transferred from capital .....	0	0	0
46. Dividends to stockholders .....	(50,000,000)	(25,000,000)	(25,000,000)
47. Aggregate write-ins for gains or (losses) in surplus .....	0	0	0
48. Net change in capital & surplus (Lines 34 to 47) .....	(86,843,256)	42,428,935	89,648,306
49. Capital and surplus end of reporting period (Line 33 plus 48)	275,933,815	315,557,700	362,777,071
DETAILS OF WRITE-INS			
4701. ....			
4702. ....			
4703. ....			
4798. Summary of remaining write-ins for Line 47 from overflow page .....	0	0	0
4799. Totals (Lines 4701 through 4703 plus 4798)(Line 47 above)	0	0	0

CASH FLOW

	1 Current Year To Date	2 Prior Year To Date	3 Prior Year Ended December 31
<b>Cash from Operations</b>			
1. Premiums collected net of reinsurance .....	1,909,952,402	1,782,232,296	2,440,034,025
2. Net investment income .....	10,109,565	9,443,720	13,205,955
3. Miscellaneous income .....	0	0	0
4. Total (Lines 1 to 3) .....	1,920,061,967	1,791,676,016	2,453,239,980
5. Benefit and loss related payments .....	1,682,747,017	1,461,768,238	2,003,291,109
6. Net transfers to Separate Accounts, Segregated Accounts and Protected Cell Accounts .....	0	0	0
7. Commissions, expenses paid and aggregate write-ins for deductions .....	247,976,365	282,321,219	353,206,757
8. Dividends paid to policyholders .....	0	0	0
9. Federal and foreign income taxes paid (recovered) net of \$ .....0 tax on capital gains (losses) .....	(22,541,701)	38,827,703	54,480,703
10. Total (Lines 5 through 9) .....	1,908,181,681	1,782,917,160	2,410,978,569
11. Net cash from operations (Line 4 minus Line 10) .....	11,880,286	8,758,856	42,261,411
<b>Cash from Investments</b>			
12. Proceeds from investments sold, matured or repaid:			
12.1 Bonds .....	115,521,478	64,066,978	109,602,636
12.2 Stocks .....	0	0	0
12.3 Mortgage loans .....	0	0	0
12.4 Real estate .....	0	0	0
12.5 Other invested assets .....	0	0	0
12.6 Net gains or (losses) on cash, cash equivalents and short-term investments .....	4,033	816	(2,443)
12.7 Miscellaneous proceeds .....	0	0	0
12.8 Total investment proceeds (Lines 12.1 to 12.7) .....	115,525,511	64,067,794	109,600,193
13. Cost of investments acquired (long-term only):			
13.1 Bonds .....	110,453,761	142,780,373	156,359,404
13.2 Stocks .....	0	0	0
13.3 Mortgage loans .....	0	0	0
13.4 Real estate .....	0	0	0
13.5 Other invested assets .....	0	0	0
13.6 Miscellaneous applications .....	0	0	0
13.7 Total investments acquired (Lines 13.1 to 13.6) .....	110,453,761	142,780,373	156,359,404
14. Net increase (or decrease) in contract loans and premium notes .....	0	0	0
15. Net cash from investments (Line 12.8 minus Line 13.7 and Line 14) .....	5,071,750	(78,712,579)	(46,759,211)
<b>Cash from Financing and Miscellaneous Sources</b>			
16. Cash provided (applied):			
16.1 Surplus notes, capital notes .....	0	0	0
16.2 Capital and paid in surplus, less treasury stock .....	0	0	0
16.3 Borrowed funds .....	0	0	0
16.4 Net deposits on deposit-type contracts and other insurance liabilities .....	0	0	0
16.5 Dividends to stockholders .....	50,000,000	25,000,000	25,000,000
16.6 Other cash provided (applied) .....	(18,535,609)	25,890,189	(7,122,791)
17. Net cash from financing and miscellaneous sources (Line 16.1 through Line 16.4 minus Line 16.5 plus Line 16.6) .....	(68,535,609)	890,189	(32,122,791)
<b>RECONCILIATION OF CASH, CASH EQUIVALENTS AND SHORT-TERM INVESTMENTS</b>			
18. Net change in cash, cash equivalents and short-term investments (Line 11, plus Lines 15 and 17) .....	(51,583,573)	(69,063,534)	(36,620,591)
19. Cash, cash equivalents and short-term investments:			
19.1 Beginning of year .....	90,090,351	126,710,942	126,710,942
19.2 End of period (Line 18 plus Line 19.1) .....	38,506,778	57,647,408	90,090,351

Note: Supplemental disclosures of cash flow information for non-cash transactions:

--	--	--	--

EXHIBIT OF PREMIUMS, ENROLLMENT AND UTILIZATION

	1  Total	Comprehensive (Hospital & Medical)		4  Medicare Supplement	5  Vision Only	6  Dental Only	7  Federal Employees Health Benefit Plan	8  Title XVIII Medicare	9  Title XIX Medicaid	10  Other
		2  Individual	3  Group							
Total Members at end of:										
1. Prior Year .....	304,233	0	0	0	0	0	0	0	304,233	0
2. First Quarter .....	303,925	0	0	0	0	0	0	0	303,925	0
3. Second Quarter .....	304,583	0	0	0	0	0	0	0	304,583	0
4. Third Quarter .....	306,013	0	0	0	0	0	0	0	306,013	0
5. Current Year	0	0	0	0	0	0	0	0	0	0
6. Current Year Member Months	2,758,143	0	0	0	0	0	0	0	2,758,143	0
Total Member Ambulatory Encounters for Period:										
7. Physician .....	2,727,273	0	0	0	0	0	0	0	2,727,273	0
8. Non-Physician .....	1,768,582	0	0	0	0	0	0	0	1,768,582	0
9. Total	4,495,855	0	0	0	0	0	0	0	4,495,855	0
10. Hospital Patient Days Incurred	1,646,983	0	0	0	0	0	0	0	1,646,983	0
11. Number of Inpatient Admissions	90,402	0	0	0	0	0	0	0	90,402	0
12. Health Premiums Written (a) .....	1,903,271,788	0	0	0	0	0	0	0	1,903,271,788	0
13. Life Premiums Direct .....	0	0	0	0	0	0	0	0	0	0
14. Property/Casualty Premiums Written .....	0	0	0	0	0	0	0	0	0	0
15. Health Premiums Earned .....	1,905,035,925	0	0	0	0	0	0	0	1,905,035,925	0
16. Property/Casualty Premiums Earned .....	0	0	0	0	0	0	0	0	0	0
17. Amount Paid for Provision of Health Care Services.....	1,701,415,580	0	0	0	0	0	0	0	1,701,415,580	0
18. Amount Incurred for Provision of Health Care Services	1,715,990,815	0	0	0	0	0	0	0	1,715,990,815	0

(a) For health premiums written: amount of Medicare Title XVIII exempt from state taxes or fees \$ .....237,191,324

## CLAIMS UNPAID AND INCENTIVE POOL, WITHHOLD AND BONUS (Reported and Unreported)

oo



UNDERWRITING AND INVESTMENT EXHIBIT

ANALYSIS OF CLAIMS UNPAID - PRIOR YEAR - NET OF REINSURANCE

Line of Business	Claims Paid Year to Date		Liability End of Current Quarter		5  Claims Incurred in Prior Years (Columns 1 + 3)	6  Estimated Claim Reserve and Claim Liability December 31 of Prior Year
	1  On Claims Incurred Prior to January 1 of Current Year	2  On Claims Incurred During the Year	3  On Claims Unpaid Dec. 31 of Prior Year	4  On Claims Incurred During the Year		
1. Comprehensive (hospital and medical) .....	0	0	0	0	0	0
2. Medicare Supplement .....	0	0	0	0	0	0
3. Dental Only .....	0	0	0	0	0	0
4. Vision Only .....	0	0	0	0	0	0
5. Federal Employees Health Benefits Plan .....	0	0	0	0	0	0
6. Title XVIII - Medicare .....	0	0	0	0	0	0
7. Title XIX - Medicaid .....	129,275,988	1,551,155,326	2,742,845	173,364,008	132,018,833	159,514,643
8. Other health .....	0	0	0	0	0	0
9. Health subtotal (Lines 1 to 8) .....	129,275,988	1,551,155,326	2,742,845	173,364,008	132,018,833	159,514,643
10. Healthcare receivables (a) .....	4,845,409	24,546,253	0	2,296,175	4,845,409	30,490,707
11. Other non-health .....	0	0	0	0	0	0
12. Medical incentive pools and bonus amounts .....	2,243,651	72,050	3,210	301,810	2,246,861	353,256
13. Totals (Lines 9-10+11+12)	126,674,230	1,526,681,123	2,746,055	171,369,643	129,420,285	129,377,192

(a) Excludes \$ 13,267,462 loans or advances to providers not yet expensed.

NOTES TO FINANCIAL STATEMENTS

1. SUMMARY OF SIGNIFICANT ACCOUNTING POLICIES AND GOING CONCERN

A. Accounting Practices

The statutory basis financial statements of UnitedHealthcare Community Plan of Ohio, Inc. (the “Company”) are presented on the basis of accounting practices prescribed or permitted by the Ohio Department of Insurance (“ODI”).

The ODI recognizes only statutory accounting practices, prescribed or permitted by the State of Ohio, for determining and reporting the financial condition and results of operations of a health insuring corporation (“HIC”), for determining its solvency under Ohio Insurance Law. The state prescribes the use of the National Association of Insurance Commissioners’ (“NAIC”) Accounting Practices and Procedures manual (“NAIC SAP”) in effect for the accounting periods covered in the statutory basis financial statements.

No significant differences exist between the practices prescribed or permitted by the State of Ohio and the NAIC SAP which materially affect the statutory basis net (loss) income and capital and surplus, as illustrated in the table below:

	SSAP #	F/S Page #	F/S Line #	September 30, 2019	December 31, 2018
<b>Net (Loss) Income</b>					
(1) Company state basis (Page 4, Line 32, Columns 2 & 4)	XXX	XXX	XXX	\$ (35,223,258)	\$ 124,717,714
(2) State prescribed practices that are an increase/(decrease) from NAIC SAP: Not Applicable				-	-
(3) State permitted practices that are an increase/(decrease) from NAIC SAP: Not Applicable				-	-
(4) NAIC SAP (1 - 2 - 3 = 4)	XXX	XXX	XXX	<u>\$ (35,223,258)</u>	<u>\$ 124,717,714</u>
<b>Capital and Surplus</b>					
(5) Company state basis (Page 3, Line 33, Columns 3 & 4)	XXX	XXX	XXX	\$ 275,933,815	\$ 362,777,071
(6) State prescribed practices that are an increase/(decrease) from NAIC SAP: Not Applicable				-	-
(7) State permitted practices that are an increase/(decrease) from NAIC SAP: Not Applicable				-	-
(8) NAIC SAP (5 - 6 - 7 = 8)	XXX	XXX	XXX	<u>\$ 275,933,815</u>	<u>\$ 362,777,071</u>

B. Use of Estimates in the Preparation of the Statutory Basis Financial Statements

No significant change.

C. Accounting Policy

(1–5) No significant change.

(6) U.S. government and agency securities and corporate debt securities include loan-backed securities (mortgage-backed securities and asset-backed securities), which are valued using the retrospective adjustment methodology. Prepayment assumptions for the determination of the book/adjusted carrying value, commonly referred to as amortized cost, of loan-backed securities are based on a three-month constant prepayment rate history obtained from external data source vendors. The Company’s investment policy limits investments in nonagency residential mortgage-backed securities, including home equity and sub-prime mortgages, to 10% of total cash and invested assets. Total combined investments in mortgage-backed securities and asset-backed securities cannot exceed more than 30% of total cash and invested assets.

(7–13) No significant change.

D. Going Concern

The Company has the ability and will continue to operate for a period of time sufficient to carry out its commitments, obligations and business objectives.

2. ACCOUNTING CHANGES AND CORRECTION OF ERRORS

No significant change.

3. BUSINESS COMBINATIONS AND GOODWILL

A–D. No significant change.

4. DISCONTINUED OPERATIONS

A. Discontinued Operation Disposed of or Classified as Held for Sale

(1–4) No significant change.

B. Change in Plan of Sale of Discontinued Operations — Not applicable.

C. Nature of any Significant Continuing Involvement with Discontinued Operations after Disposal — Not applicable.

D. Equity Interest Retained in the Discontinued Operation after Disposal — Not applicable.

5. INVESTMENTS AND OTHER INVESTED ASSETS

A. Mortgage Loans, including Mezzanine Real Estate Loans

No significant change.

B. Debt Restructuring

No significant change.

C. Reverse Mortgages

No significant change.

D. Loan-Backed Securities

- (1) U.S. government and agency securities and corporate debt securities include loan-backed securities (mortgage-backed securities and asset-backed securities), which are valued using the retrospective adjustment methodology. Prepayment assumptions for the determination of the book/adjusted carrying value, commonly referred to as amortized cost, of loan-backed securities are based on a three-month constant prepayment rate history obtained from external data source vendors.
- (2) The Company did not recognize any other-than-temporary impairments ("OTTIs") on loan-backed securities as of September 30, 2019.
- (3) The Company did not have any loan-backed securities with OTTIs to report by CUSIP as of September 30, 2019.
- (4) The following table illustrates the fair value, gross unrecognized unrealized losses, and length of time that the loan-backed securities have been in a continuous unrecognized unrealized loss position as of September 30, 2019 and December 31, 2018:

	September 30, 2019
The aggregate amount of unrealized losses:	
1. Less than 12 months	\$ 26,628
2. 12 Months or longer	75,373
The aggregate related fair value of securities with unrealized losses:	
1. Less than 12 months	7,515,526
2. 12 Months or longer	13,465,715
	December 31, 2018
The aggregate amount of unrealized losses:	
1. Less than 12 months	\$ 278,743
2. 12 Months or longer	1,147,151
The aggregate related fair value of securities with unrealized losses:	
1. Less than 12 months	35,733,253
2. 12 Months or longer	40,453,540

- (5) The Company believes that it will collect all principal and interest due on all investments that have an amortized cost in excess of fair value. The unrecognized unrealized losses as of September 30, 2019 were primarily caused by interest rate increases and not by unfavorable changes in the credit ratings associated with these securities.

**E. Dollar Repurchase Agreements and/or Securities Lending Transactions** — Not applicable.

**F. Repurchase Agreements Transactions Accounted for as Secured Borrowing** — Not applicable.

**G. Reverse Repurchase Agreements Transactions Accounted for as Secured Borrowing** — Not applicable.

**H. Repurchase Agreements Transactions Accounted for as a Sale** — Not applicable.

**I. Reverse Repurchase Agreements Transactions Accounted for as a Sale** — Not applicable.

**J. Real Estate** — Not applicable.

**K. Low-Income Housing Tax Credits** — Not applicable.

**L. Restricted Assets** — No significant change.

**M. Working Capital Finance Investments** — Not applicable.

**N. Offsetting and Netting of Assets and Liabilities**

The Company does not have any offsetting or netting of assets and liabilities as it relates to derivatives, repurchase and reverse repurchase agreements, and securities borrowing and securities lending activities.

**O. Structured Notes**

The Company does not have any structured notes.

**P. 5GI Securities**

The Company does not have any investments with an NAIC designation of 5GI as of September 30, 2019 and December 31, 2018.

**Q. Short Sales** — Not applicable.

**R. Prepayment Penalty and Acceleration Fees** — Not applicable.

## **6. JOINT VENTURES, PARTNERSHIPS, AND LIMITED LIABILITY COMPANIES**

**A–B.** No significant change.

## **7. INVESTMENT INCOME**

**A–B.** No significant change.

## **8. DERIVATIVE INSTRUMENTS**

**A–H.** No significant change.

## **9. INCOME TAXES**

**A–C.** No significant change.

- D.** The ratio between the provision for federal income taxes benefit and net loss before federal income taxes and net realized capital gains has changed from the prior year primarily due to the annual health insurer fee (“HIF”) under Section 9010 of the Patient Protection and Affordable Care Act (“ACA”). The HIF was included in the statutory basis statements of operations, but was non-deductible for income tax purposes in 2018. The Company was required to expense 100% of the estimated annual fee on January 1, 2018. The Company’s HIF expense was \$35,939,052 in 2018, which was paid in September 2018. Due to the moratorium in 2019, there is no HIF included in the 2019 statutory basis statements of operations.

**E–I.** No significant change.

**10. INFORMATION CONCERNING PARENT, SUBSIDIARIES, AND AFFILIATES**

**A–O. Material Related Party Transactions**

No significant change.

**11. DEBT**

**A–B.** The Company had no outstanding debt with third-parties or outstanding Federal Home Loan Bank agreements during 2019 and 2018.

**12. RETIREMENT PLANS, DEFERRED COMPENSATION, POSTEMPLOYMENT BENEFITS AND COMPENSATED ABSENCES, AND OTHER POSTRETIREMENT BENEFIT PLANS**

**A–I.** The Company has no defined benefit plans, defined contribution plans, multiemployer plans, consolidated/holding company plans, postemployment benefits, and compensated absences plans and is not impacted by the Medicare Modernization Act on postretirement benefits, since all personnel are employees of United HealthCare Services, Inc. (“UHS”), which provides services to the Company under the terms of a management agreement.

**13. CAPITAL AND SURPLUS, SHAREHOLDERS’ DIVIDEND RESTRICTIONS, AND QUASI-REORGANIZATIONS**

**(1–3)** No significant change.

**(4)** On May 16, 2019, the Company declared an ordinary cash dividend of \$50,000,000 to the sole shareholder, Three Rivers Holdings, Inc. The dividend was paid on June 4, 2019. The ordinary dividend complied with the provisions set forth in the statutes of Ohio. The dividend was recorded as a reduction to unassigned surplus in the statutory basis statements of admitted assets, liabilities, and capital and surplus.

**(5–13)** No significant change.

**14. LIABILITIES, CONTINGENCIES AND ASSESSMENTS**

**A–E.** No significant change.

**F. All Other Contingencies**

The Company has been, or is currently involved, in various governmental investigations, audits and reviews. These include routine, regular and special investigations, audits and reviews by the Centers for Medicare and Medicaid Services (“CMS”), state insurance and health and welfare departments and other governmental authorities. Certain aspects of the Company’s businesses have been reviewed or are currently under review, for reasons including compliance with coding and other requirements under the Medicare risk-adjustment model.

On February 14, 2017, the Department of Justice (“DOJ”) announced its decision to pursue certain claims within a lawsuit initially asserted against the Company and filed under seal by a whistleblower in 2011. The whistleblower’s complaint, which was unsealed on February 15, 2017, alleges that the Company made improper risk adjustment submissions and violated the False Claims Act. On February 12, 2018, the court granted in part and denied in part the Company’s motion to dismiss. In May 2018, the DOJ moved to dismiss the Company’s counterclaims, which were filed in March 2018, and moved for partial summary judgment. In March 2019, the court denied the government’s motion for partial summary judgment and dismissed the Company’s counterclaims without prejudice. The Company cannot reasonably estimate the outcome that may result from this matter given its procedural status.

**Risk Adjustment Data Validation Audit** – No significant change.

There are no assets that the Company considers to be impaired at September 30, 2019.

**15. LEASES**

**A–B.** No significant change.

**16. INFORMATION ABOUT FINANCIAL INSTRUMENTS WITH OFF-BALANCE-SHEET RISK AND FINANCIAL INSTRUMENTS WITH CONCENTRATIONS OF CREDIT RISK**

**(1–4)** No significant change.

**17. SALE, TRANSFER, AND SERVICING OF FINANCIAL ASSETS AND EXTINGUISHMENTS OF LIABILITIES**

**A–C.** The Company did not participate in any transfers of receivables, financial assets, or wash sales as of September 30, 2019 or December 31, 2018.

**18. GAIN OR LOSS TO THE REPORTING ENTITY FROM UNINSURED PLANS AND THE UNINSURED PORTION OF PARTIALLY INSURED PLANS**

**A–B.** No significant change.

**C. Medicare or Other Similarly Structured Cost Based Reimbursement Contract**

The Medicare Part D program under MyCare Ohio is a partially insured plan. The Company recorded a receivable in amounts receivable relating to uninsured plans in the statutory basis statements of admitted assets, liabilities, and capital and surplus of \$19,913,225 and \$12,292,798 as of September 30, 2019 and December 31, 2018, respectively, for cost reimbursement under the Medicare Part D program for the catastrophic reinsurance and low-income member cost-sharing subsidies. The Company also recorded a receivable of \$126,246 and \$50,463 as of September 30, 2019 and December 31, 2018, respectively, for the Medicare Part D Coverage Gap Discount Program in amounts receivable relating to uninsured plans in the statutory basis statements of admitted assets, liabilities, and capital and surplus.

The Company participates in administering hospital incentive pass through payments received from the Ohio Department of Medicaid (“ODM”) to pay incentive payments to members of the Ohio Hospital Association (“OHA”). There is no risk to the Company as a result of these transactions. The Company has a hospital incentive payable of \$4,452,743 and \$1,530,636 as of September 30, 2019 and December 31, 2018, respectively, which is included in liability for amounts held for uninsured plans in the statutory basis statements of admitted assets, liabilities, and capital and surplus.

The Company participates in the Comprehensive Primary Care (“CPC”) program in which it administers CPC gain sharing payments received from ODM to pay participating providers. To receive a gain sharing payment, a provider would need to achieve a cost of care level lower than historical levels. The program aims to improve population health outcomes by coordinating with care management entities to develop and implement utilization management programs. The Company assumes no risk and did not recognize any premium revenue, medical benefit expenses, or general administrative expenses as of September 30, 2019 and December 31, 2018, respectively. As such, the arrangement is recorded pursuant to SSAP No. 47. The liability is recorded as amounts held under uninsured plans in the statutory basis statements of admitted assets, liabilities, and capital and surplus in the amounts of \$3,818 and \$390,615 at September 30, 2019 and December 31, 2018, respectively.

Effective July 1, 2018, the Company participates in the Care Innovation and Community Improvement Program (“CICIP”) in which it administers CICIP payments received from ODM to pay quality improvement and bonus payments to both public and nonprofit hospital agencies. The Company has a CICIP payable of \$1,293,652 and \$444,998 as of September 30, 2019 and December 31, 2018, respectively which is included in liability for amounts held for uninsured plans in the statutory basis statements of admitted assets, liabilities, and capital and surplus.

**19. DIRECT PREMIUM WRITTEN/PRODUCED BY MANAGING GENERAL AGENTS/THIRD-PARTY ADMINISTRATORS**

No significant change.

**20. FAIR VALUE MEASUREMENTS**

The NAIC SAP defines fair value, establishes a framework for measuring fair value, and outlines the disclosure requirements related to fair value measurements. The fair value hierarchy is as follows:

*Level 1* — Quoted (unadjusted) prices for identical assets in active markets.

*Level 2* — Other observable inputs, either directly or indirectly, including:

- Quoted prices for similar assets in active markets;
- Quoted prices for identical or similar assets in nonactive markets (few transactions, limited information, noncurrent prices, high variability over time, etc.);
- Inputs other than quoted prices that are observable for the asset (interest rates, yield curves, volatilities, default rates, etc.);
- Inputs that are derived principally from or corroborated by other observable market data.

*Level 3* — Unobservable inputs that cannot be corroborated by observable market data.

The estimated fair values of bonds, short-term investments, and cash equivalents are based on quoted market prices, where available. The Company obtains one price for each security primarily from a third-party pricing service (“pricing service”), which generally uses quoted prices or other observable inputs for the determination of fair value. The pricing service normally derives the security prices through recently reported trades for identical or similar securities, making adjustments through the reporting date based upon available observable market information. For securities not actively traded, the pricing service may use quoted market prices of comparable instruments or discounted cash flow analyses, incorporating inputs that are currently observable in the markets for similar securities. Inputs that are often used in the valuation methodologies include, but are not limited to, non-binding broker quotes, benchmark yields, credit spreads, default rates and prepayment speeds. As the Company is responsible for the determination of fair value, it performs quarterly analyses on the prices received from the pricing service to determine whether the prices are reasonable estimates of fair value. Specifically, the Company compares the prices received from the pricing service to a secondary pricing source; prices reported by its custodian, its investment consultant and third-party investment advisors. Additionally, the Company compares changes in the reported market values and returns to relevant market indices to test the reasonableness of the reported prices. The Company’s internal price verification procedures and review of fair value methodology documentation provided by independent pricing services have not historically resulted in an adjustment in the prices obtained from the pricing service.

In instances in which the inputs used to measure fair value fall into different levels of the fair value hierarchy, the fair value measurement has been determined based on the lowest-level input that is significant to the fair value measurement in its entirety. The Company’s assessment of the significance of a particular item to the fair value measurement in its entirety requires judgment, including the consideration of inputs specific to the asset or liability.

A. Fair Value

(1) Fair Value Measurements at Reporting Date

The following tables present information about the Company’s financial assets that are measured and reported at fair value at September 30, 2019 and December 31, 2018, in the statutory basis statements of admitted assets, liabilities, and capital and surplus according to the valuation techniques the Company used to determine their fair values:

Description for Each Class of Asset or Liability	September 30, 2019				Total
	(Level 1)	(Level 2)	(Level 3)	Net Asset Value (NAV)	
a. Assets at fair value:					
Perpetual preferred stock:					
Industrial and misc	(a) \$ -	\$ -	\$ -	\$ -	\$ -
Parent, subsidiaries, and affiliates	-	-	-	-	-
Total perpetual preferred stocks	-	-	-	-	-
Bonds:					
U.S. governments	-	-	-	-	-
Industrial and misc	-	-	-	-	-
Hybrid securities	-	-	-	-	-
Parent, subsidiaries, and affiliates	-	-	-	-	-
Total bonds	-	-	-	-	-
Common stock:					
Industrial and misc	-	-	-	-	-
Parent, subsidiaries, and affiliates	-	-	-	-	-
Total common stock	-	-	-	-	-
Derivative assets:					
Interest rate contracts	-	-	-	-	-
Foreign exchange contracts	-	-	-	-	-
Credit contracts	-	-	-	-	-
Commodity futures contracts	-	-	-	-	-
Commodity forward contracts	-	-	-	-	-
Total derivatives	-	-	-	-	-
Money-market funds	38,029,675	-	-	-	38,029,675
Separate account assets	-	-	-	-	-
Total assets at fair value/NAV	\$ 38,029,675	\$ -	\$ -	\$ -	\$ 38,029,675
b. Liabilities at fair value:					
Derivative liabilities	\$ -	\$ -	\$ -	\$ -	\$ -
Total liabilities at fair value	\$ -	\$ -	\$ -	\$ -	\$ -

December 31, 2018					
Description for Each Class of Asset or Liability		(Level 1)	(Level 2)	(Level 3)	Net Asset Value (NAV) Total
a. Assets at fair value:					
Perpetual preferred stock:					
Industrial and misc	(a)	\$ -	\$ -	\$ -	\$ -
Parent, subsidiaries, and affiliates		-	-	-	-
Total perpetual preferred stocks		-	-	-	-
Bonds:					
U.S. governments		-	-	-	-
Industrial and misc		-	184,572	-	184,572
Hybrid securities		-	-	-	-
Parent, subsidiaries, and affiliates		-	-	-	-
Total bonds		-	184,572	-	184,572
Common stock:					
Industrial and misc		-	-	-	-
Parent, subsidiaries, and affiliates		-	-	-	-
Total common stock		-	-	-	-
Derivative assets:					
Interest rate contracts		-	-	-	-
Foreign exchange contracts		-	-	-	-
Credit contracts		-	-	-	-
Commodity futures contracts		-	-	-	-
Commodity forward contracts		-	-	-	-
Total derivatives		-	-	-	-
Money-market funds		79,713,057	-	-	79,713,057
Separate account assets		-	-	-	-
Total assets at fair value/NAV		\$ 79,713,057	\$ 184,572	\$ -	\$ 79,897,629
b. Liabilities at fair value:					
Derivative liabilities		\$ -	\$ -	\$ -	\$ -
Total liabilities at fair value		\$ -	\$ -	\$ -	\$ -

There were no transfers between Levels 1 and 2 during the nine months ended September 30, 2019 and the year ended December 31, 2018.

- (2) The Company does not have any financial assets with a fair value hierarchy of Level 3 that were measured and reported at fair value for the nine months ended September 30, 2019 and the year ended December 31, 2018.
- (3) Transfers between fair value hierarchy levels, if any, are recorded as of the beginning of the reporting period in which the transfer occurs. There were no transfers between Levels 1, 2 or 3 of any financial assets or liabilities during the nine months ended September 30, 2019 and the year ended December 31, 2018.
- (4) **Investments** — Fair values of debt securities are based on quoted market prices, where available. The Company obtains one price for each security primarily from a pricing service, which generally uses quoted prices or other observable inputs for the determination of fair value. The pricing service normally derives the security prices through recently reported trades for identical or similar securities, and, if necessary, makes adjustments through the reporting date based upon available observable market information. For securities not actively traded, the pricing service may use quoted market prices of comparable instruments or discounted cash flow analyses, incorporating inputs that are currently observable in the markets for similar securities. Inputs that are often used in the valuation methodologies include, but are not limited to, benchmark yields, credit spreads, default rates, prepayment speeds and non-binding broker quotes. As the Company is responsible for the determination of fair value, it performs quarterly analyses on the prices received from the pricing service to determine whether the prices are reasonable estimates of fair value. Specifically, the Company compares the prices received from the pricing service to prices reported by a secondary pricing source, such as its custodian, its investment consultant and third-party investment advisors. Additionally, the Company compares changes in the reported market values and returns to relevant market indices to test the reasonableness of the reported prices. The Company's internal price verification procedures and reviews of fair value methodology documentation provided by independent pricing services have not historically resulted in adjustment in the prices obtained from the pricing service.
- (5) The Company has no derivative assets and liabilities to disclose.

**B. Fair Value Combination** — Not applicable.



C. Aggregate Fair Value Hierarchy

The aggregate fair value by hierarchy of all financial instruments as of September 30, 2019 and December 31, 2018, is presented in the table below:

Type of Financial Instrument	September 30, 2019						
	Aggregate Fair Value	Admitted Assets	(Level 1)	(Level 2)	(Level 3)	Net Asset Value (NAV)	Not Practicable (Carrying Value)
U.S. government and agency securities	\$ 65,883,765	\$ 64,444,272	\$ 6,208,543	\$ 59,675,222	\$ -	\$ -	\$ -
State and agency municipal securities	20,276,114	19,639,863	-	20,276,114	-	-	-
City and county municipal securities	37,056,232	35,811,326	-	37,056,232	-	-	-
Corporate debt securities	216,828,020	210,740,379	375,993	216,452,027	-	-	-
Cash equivalents	<u>38,029,675</u>	<u>38,029,675</u>	<u>38,029,675</u>	<u>-</u>	<u>-</u>	<u>-</u>	<u>-</u>
Total bonds, short-term investments, and cash equivalents	<u>\$ 378,073,806</u>	<u>\$ 368,665,515</u>	<u>\$ 44,614,211</u>	<u>\$ 333,459,595</u>	<u>\$ -</u>	<u>\$ -</u>	<u>\$ -</u>

Type of Financial Instrument	December 31, 2018						
	Aggregate Fair Value	Admitted Assets	(Level 1)	(Level 2)	(Level 3)	Net Asset Value (NAV)	Not Practicable (Carrying Value)
U.S. government and agency securities	\$ 61,733,703	\$ 63,365,469	\$ 19,285,911	\$ 42,447,792	\$ -	\$ -	\$ -
State and agency municipal securities	43,023,691	42,927,797	-	43,023,691	-	-	-
City and county municipal securities	52,040,193	52,009,352	-	52,040,193	-	-	-
Corporate debt securities	185,356,137	187,575,801	10,276,796	175,079,341	-	-	-
Cash equivalents	<u>79,713,057</u>	<u>79,713,057</u>	<u>79,713,057</u>	<u>-</u>	<u>-</u>	<u>-</u>	<u>-</u>
Total bonds, short-term investments, and cash equivalents	<u>\$ 421,866,781</u>	<u>\$ 425,591,476</u>	<u>\$ 109,275,764</u>	<u>\$ 312,591,017</u>	<u>\$ -</u>	<u>\$ -</u>	<u>\$ -</u>

D. Not Practicable to Estimate Fair Value — Not applicable.

E. Investments Measured Using the NAV Practical Expedient — Not applicable.

21. OTHER ITEMS

The Company is now including money-market funds in the 2019 Note 20A (1) Fair Value Measurements at Reporting Date table. The Company has elected to present similar activity in the 2018 Note 20A (1) Fair Value Measurements at Reporting Date table for comparability. Similarly, the Company is now including cash equivalents (which includes money-market funds) in the 2019 Note 20C Aggregate Fair Value Hierarchy table. The Company has elected to present similar activity in the 2018 Note 20C Aggregate Fair Value Hierarchy table for comparability.

A–H. No significant change.

22. EVENTS SUBSEQUENT

Subsequent events have been evaluated through November 13, 2019, which is the date these statutory basis financial statements were available for issuance.

There are no recognized or non-recognized Type I or Type II events subsequent to September 30, 2019, that require recognition or disclosure.

23. REINSURANCE

A–D. No significant change.

24. RETROSPECTIVELY RATED CONTRACTS AND CONTRACTS SUBJECT TO REDETERMINATION

A–B. No significant change.

C. The Company has Medicare Part D risk-corridor amounts from CMS under the MyCare Ohio contract which are subject to a retrospectively rated feature related to Part D premiums. The Company has estimated accrued retrospective premiums related to certain Part D premiums based on guidelines determined by CMS. The formula is tiered and based on the bid medical loss ratio. The amount of Medicare Part D direct premiums written subject to the retrospectively rated feature was \$12,104,402 and \$17,623,047 representing, 0.6% and 0.7% of total direct premiums written as of September 30, 2019 and December 31, 2018, respectively.

The Company has risk-adjustment amounts from CMS which are subject to a redetermination feature related to Medicare premiums. The Company has estimated premium adjustments for changes to each member’s health scores based on guidelines determined by CMS. The total amount of Medicare direct premiums written for which a portion is subject to the redetermination feature was \$237,191,324 and \$320,351,534 representing, 12.5% and 12.6% of total direct premiums written as of September 30, 2019 and December 31, 2018, respectively.

The Medicaid contract with the State of Ohio includes an Aged, Blind, and Disabled (“ABD”) program which is subject to retrospective rating features. The Company estimates accrued retrospective premium adjustments for its ABD program based on the contract with the ODM. The total amount of direct premiums written from the Medicaid contract subject to the retrospectively rated feature was \$268,743,693 and \$373,596,403, representing 14.1% and 14.7% of total direct premiums written as of September 30, 2019 and December 31, 2018, respectively.

The Medicaid and MyCare Ohio contracts include a provision for which a stated percentage of total direct premiums written can be eligible for a performance guarantee payment, based on various quality measures. The total amount of direct premiums written from the Medicaid and MyCare Ohio contracts subject to the redetermination feature was \$1,879,275,017 and \$2,444,215,194, representing 98.7% and 96.4%, of the Company's total direct premiums written, as of September 30, 2019 and December 31, 2018, respectively.

CMS has released the final Medicaid Managed Care Rule which is subject to each State's administration elections. This rule is the first major update to the Medicaid Managed Care regulations in more than a decade. Many items including a minimum loss ratio requirement were implemented for contracts with an effective date starting on or after July 1, 2017 while other elements of the regulation will be implemented over the following decade. Pursuant to the regulations, for contracts effective on or after July 1, 2017 premiums associated with the Company's Medicaid line of business is subject to retrospectively rated features based on the actual medical loss ratios experienced on this product. The calculation is pursuant to the Medicaid Managed Care guidance. The total amount of direct premiums written for the Medicaid line of business for which a portion is subject to the retrospectively rated features was \$1,262,280,254 and \$1,682,832,889, representing 66.3% and 66.4% of total direct premiums written as of September 30, 2019 and December 31, 2018, respectively.

The MyCare Ohio contract with the State of Ohio includes medical loss ratio rebates. The rebate period is over the contract period. The Company estimates accrued retrospective premium adjustments for its MyCare Ohio business based on the medical loss ratio experienced on the MyCare Ohio line of business. The formula is based on contractual requirements. The amount of direct premiums written for the MyCare Ohio contract was \$640,991,534 and \$853,709,523 representing 33.7% and 33.7% of total direct premiums written as of September 30, 2019 and December 31, 2018, respectively.

The Company is subject to a Hepatitis C Risk Pool arrangement with the ODM where the amount of the pool is determined by the projected Hepatitis C costs incorporated into the current year rates, and the funds are redistributed among the plans based on relative actual Hepatitis C costs. The total Medicaid direct premiums written subject to this retrospective rating feature were \$1,666,080,464 and \$2,215,908,041 representing 87.5% and 87.4% of total direct premiums written as of September 30, 2019 and December 31, 2018, respectively.

- D.** Pursuant to the Medicaid Managed Care Rule, based on the State's election the Company may be required to maintain specific minimum loss ratios on the Medicaid line of business. The Company has no amounts accrued for Medicaid minimum loss ratio rebates as of September 30, 2019 and December 31, 2018, respectively.

Pursuant to contractual minimum loss ratio requirements, the Company is required to maintain specific minimum loss ratios on its MyCare Ohio population. The Company's actual medical loss ratios for MyCare Ohio were in excess of the minimum requirements and, as a result, no minimum loss ratio liability was required as of September 30, 2019 and December 31, 2018, respectively.

**E. Risk-Sharing Provisions of the Affordable Care Act**

- (1-5)** The Company did not write accident and health premiums in 2019 and 2018 subject to the risk-sharing provisions of the ACA.

25. CHANGE IN INCURRED CLAIMS AND CLAIMS ADJUSTMENT EXPENSES

A. Changes in estimates related to the prior year incurred claims are included in total hospital and medical expenses in the current year in the statutory basis statements of operations. The following tables disclose paid claims, incurred claims, and the balance in claims unpaid, accrued medical incentive pool and bonus amounts, aggregate health claim reserves, health care and other amounts receivable (excluding provider loans and advances not yet expensed) and reinsurance recoverables at September 30, 2019 and December 31, 2018:

	September 30, 2019		
	Current Year Incurred Claims	Prior Years Incurred Claims	Total
Beginning of year claim reserve	\$ -	\$ (159,867,900)	\$ (159,867,900)
Paid claims—net of health care receivables* and reinsurance recoveries collected	1,551,227,376	131,519,641	1,682,747,017
End of year claim reserve	<u>173,665,818</u>	<u>2,746,054</u>	<u>176,411,872</u>
Incurred claims excluding the change in health care receivables as presented below	1,724,893,194	(25,602,205)	1,699,290,989
Beginning of year health care receivables*	-	30,490,707	30,490,707
End of year health care receivables*	<u>(26,842,427)</u>	<u>(4,845,410)</u>	<u>(31,687,837)</u>
Total incurred claims	<u>\$ 1,698,050,767</u>	<u>\$ 43,092</u>	<u>\$ 1,698,093,859</u>

\*Health care receivables excludes provider loans and advances not yet expensed of \$13,267,462 and \$12,448,107 for 2019 and 2018, respectively.

	December 31, 2018		
	Current Year Incurred Claims	Prior Years Incurred Claims	Total
Beginning of year claim reserve	\$ -	\$ (165,256,300)	\$ (165,256,300)
Paid claims—net of health care receivables* and reinsurance recoveries collected	1,889,795,079	113,496,030	2,003,291,109
End of year claim reserve	<u>156,848,171</u>	<u>3,019,729</u>	<u>159,867,900</u>
Incurred claims excluding the change in health care receivables* and reinsurance recoverables as presented below	2,046,643,250	(48,740,541)	1,997,902,709
Beginning of year health care receivables* and reinsurance recoverables	-	39,916,568	39,916,568
End of year health care receivables*	<u>(26,815,823)</u>	<u>(3,674,884)</u>	<u>(30,490,707)</u>
Total incurred claims	<u>\$ 2,019,827,427</u>	<u>\$ (12,498,857)</u>	<u>\$ 2,007,328,570</u>

\*Health care receivables excludes provider loans and advances not yet expensed of \$12,448,107 and \$0 for 2018 and 2017, respectively.

The liability for claims unpaid, accrued medical incentive pool and bonus amounts, aggregate health claim reserves, net of health care and other amounts receivable (excluding provider loans and advances not yet expensed) as of December 31, 2018 was \$129,377,193. As of September 30, 2019, \$131,519,641 has been paid for incurred claims attributable to insured events of prior years. Reserves remaining for prior years, net of health care and other amounts receivable (excluding provider loans and advances not yet expensed) are now (\$2,099,356), as a result of re-estimation of unpaid claims. Therefore, there has been \$43,092 unfavorable prior year development since December 31, 2018 to September 30, 2019. The primary drivers consist of unfavorable development of \$8,003,383 in retroactivity for inpatient, outpatient, physician, and pharmacy claims, unfavorable development of \$1,893,605 due to risk share, unfavorable development of \$1,247,655 due to reinsurance, and unfavorable development of \$154,166 due to withholds, offset by favorable development as a result of a change in the provision for adverse deviations in experience of \$9,065,690, favorable development of \$1,549,582 due to capitation, and favorable development of \$655,989 due to Rx rebates. At December 31, 2018, the Company recorded \$15,498,857 of favorable development related to favorable development of \$11,098,465 due to reinsurance recoveries, favorable development of \$6,276,008 due to subrogation recoveries, favorable development as a result of a change in the provision for adverse deviations in experience of \$5,329,614, favorable development of \$1,987,197 related to provider settlements, favorable development of \$1,455,905 related to capitation, offset by unfavorable development of \$10,907,877 in retroactivity for inpatient, outpatient, physician, and pharmacy claims. Original estimates are increased or decreased, as additional information becomes known regarding individual claims. As a result of the prior year effects, on a regular basis, the Company adjusts revenue and the corresponding liability and/or receivable related to retrospectively rated policies and the impact of the change is included as a component of change in reserve for rate credits in the statutory basis statements of operations.

The Company incurred claims adjustment expenses (“CAE”) of \$78,199,494 and \$102,352,197 for the nine months ended September 30, 2019 and the year ended December 31, 2018, respectively. These costs are included in the management service fees paid by the Company to UHS as a part of the management agreement. The following table discloses paid CAE, incurred CAE, and the balance in unpaid CAE reserve for the nine months ended September 30, 2019 and the year ended December 31, 2018:

	September 30, 2019	December 31, 2018
Total claims adjustment expenses	\$ 78,199,494	\$ 102,352,197
Less: current year unpaid claims adjustment expenses	(2,110,472)	(2,132,603)
Add: prior year unpaid claims adjustment expenses	<u>2,132,603</u>	<u>2,058,097</u>
Total claims adjustment expenses paid	<u>\$ 78,221,625</u>	<u>\$ 102,277,691</u>

B. The Company did not make any significant changes in methodologies and assumptions used in the calculation of the liability for claims unpaid and unpaid CAE in 2019.

26. INTERCOMPANY POOLING ARRANGEMENTS

A–G. No significant change.

27. STRUCTURED SETTLEMENTS

A–B. No significant change.

28. HEALTH CARE AND OTHER AMOUNTS RECEIVABLE

A–B. No significant change.

29. PARTICIPATING POLICIES

No significant change.

30. PREMIUM DEFICIENCY RESERVES

The Company has not recorded any premium deficiency reserves as of September 30, 2019 and December 31, 2018. The analysis of premium deficiency reserves was completed as of September 30, 2019 and December 31, 2018. The Company did consider anticipated investment income when calculating the premium deficiency reserves.

The following table summarizes the Company’s premium deficiency reserves as of September 30, 2019 and December 31, 2018:

September 30, 2019	
1. Liability carried for premium deficiency reserves	\$ -
2. Date of the most recent evaluation of this liability	9/30/2019
3. Was anticipated investment income utilized in this calculation?	Yes <input checked="" type="checkbox"/> No <input type="checkbox"/>
December 31, 2018	
1. Liability carried for premium deficiency reserves	\$ -
2. Date of the most recent evaluation of this liability	12/31/2018
3. Was anticipated investment income utilized in this calculation?	Yes <input checked="" type="checkbox"/> No <input type="checkbox"/>

31. ANTICIPATED SALVAGE AND SUBROGATION

No significant change.

GENERAL INTERROGATORIES

PART 1 - COMMON INTERROGATORIES

GENERAL

1.1

Did the reporting entity experience any material transactions requiring the filing of Disclosure of Material Transactions with the State of Domicile, as required by the Model Act? .....

Yes [ ☐ ] No [ ☒ ]

1.2

If yes, has the report been filed with the domiciliary state? .....

Yes [ ☐ ] No [ ☐ ]

2.1

Has any change been made during the year of this statement in the charter, by-laws, articles of incorporation, or deed of settlement of the reporting entity? .....

Yes [ ☐ ] No [ ☒ ]

2.2

If yes, date of change: .....

3.1

Is the reporting entity a member of an Insurance Holding Company System consisting of two or more affiliated persons, one or more of which is an insurer? .....

Yes [ ☒ ] No [ ☐ ]

If yes, complete Schedule Y, Parts 1 and 1A.

3.2

Have there been any substantial changes in the organizational chart since the prior quarter end? .....

Yes [ ☒ ] No [ ☐ ]

3.3

If the response to 3.2 is yes, provide a brief description of those changes.  
July 19, 2019: Greater Phoenix Collaborative Care, P.C., an Arizona professional corporation owned 51% by Collaborative Care Services, Inc., a Delaware corporation, acquired all of the outstanding equity of 4C Medical Group, PLC, an Arizona private limited company with subsidiaries.  
July 23, 2019: Equian Parent Corp., and its subsidiaries, became a wholly owned subsidiary of OptumInsight, Inc., a Delaware corporation.  
August 30, 2019: USHEALTH Group, Inc., a Delaware corporation, and its subsidiaries, was incorporated as a wholly owned subsidiary of Golden Rule Financial Corporation, a Delaware corporation.  
September 30, 2019: POMCO of Florida Ltd., Inc., a Florida limited liability company, merged with and into UMR, Inc., a Delaware corporation.  
September 30, 2019: POMCO West, Inc., a Delaware corporation, merged with and into POMCO, Inc., a Delaware corporation.  
September 30, 2019: Pomcoplus, LLC, a New York limited liability company, merged with and into UMR, Inc., a Delaware corporation.  
September 30, 2019: MAMSI Insurance Resources, LLC, a Maryland limited liability company, merged with and into OneNet PPO, LLC, a Maryland limited liability company.  
September 30, 2019: Rocky Mountain Health Management Corporation, a Colorado corporation, was dissolved.

3.4

Is the reporting entity publicly traded or a member of a publicly traded group? .....

Yes [ ☒ ] No [ ☐ ]

3.5

If the response to 3.4 is yes, provide the CIK (Central Index Key) code issued by the SEC for the entity/group. ....

0000731766

4.1

Has the reporting entity been a party to a merger or consolidation during the period covered by this statement? .....

Yes [ ☐ ] No [ ☒ ]

If yes, complete and file the merger history data file with the NAIC for the annual filing corresponding to this period.

4.2

If yes, provide the name of the entity, NAIC Company Code, and state of domicile (use two letter state abbreviation) for any entity that has ceased to exist as a result of the merger or consolidation.

1	2	3
Name of Entity	NAIC Company Code	State of Domicile

5.

If the reporting entity is subject to a management agreement, including third-party administrator(s), managing general agent(s), attorney-in-fact, or similar agreement, have there been any significant changes regarding the terms of the agreement or principals involved? .....

Yes [ ☐ ] No [ ☒ ] N/A [ ☐ ]

If yes, attach an explanation.

6.1

State as of what date the latest financial examination of the reporting entity was made or is being made. ....

12/31/2018

6.2

State the as of date that the latest financial examination report became available from either the state of domicile or the reporting entity. This date should be the date of the examined balance sheet and not the date the report was completed or released. ....

12/31/2013

6.3

State as of what date the latest financial examination report became available to other states or the public from either the state of domicile or the reporting entity. This is the release date or completion date of the examination report and not the date of the examination (balance sheet date). ....

02/13/2015

6.4

By what department or departments?  
Ohio Department of Insurance

6.5

Have all financial statement adjustments within the latest financial examination report been accounted for in a subsequent financial statement filed with Departments? .....

Yes [ ☐ ] No [ ☐ ] N/A [ ☒ ]

6.6

Have all of the recommendations within the latest financial examination report been complied with? .....

Yes [ ☐ ] No [ ☐ ] N/A [ ☒ ]

7.1

Has this reporting entity had any Certificates of Authority, licenses or registrations (including corporate registration, if applicable) suspended or revoked by any governmental entity during the reporting period? .....

Yes [ ☐ ] No [ ☒ ]

7.2

If yes, give full information:

8.1

Is the company a subsidiary of a bank holding company regulated by the Federal Reserve Board? .....

Yes [ ☐ ] No [ ☒ ]

8.2

If response to 8.1 is yes, please identify the name of the bank holding company.

8.3

Is the company affiliated with one or more banks, thrifts or securities firms? .....

Yes [ ☒ ] No [ ☐ ]

8.4

If response to 8.3 is yes, please provide below the names and location (city and state of the main office) of any affiliates regulated by a federal regulatory services agency [i.e. the Federal Reserve Board (FRB), the Office of the Comptroller of the Currency (OCC), the Federal Deposit Insurance Corporation (FDIC) and the Securities Exchange Commission (SEC)] and identify the affiliate's primary federal regulator.

1	2	3	4	5	6
Affiliate Name	Location (City, State)	FRB	OCC	FDIC	SEC
Optum Bank, Inc. ....	Salt Lake City, UT .....	NO	NO	YES	NO

GENERAL INTERROGATORIES

- 9.1

Are the senior officers (principal executive officer, principal financial officer, principal accounting officer or controller, or persons performing similar functions) of the reporting entity subject to a code of ethics, which includes the following standards? .....  
(a) Honest and ethical conduct, including the ethical handling of actual or apparent conflicts of interest between personal and professional relationships;  
(b) Full, fair, accurate, timely and understandable disclosure in the periodic reports required to be filed by the reporting entity;  
(c) Compliance with applicable governmental laws, rules and regulations;  
(d) The prompt internal reporting of violations to an appropriate person or persons identified in the code; and  
(e) Accountability for adherence to the code.

Yes [ X ] No [ ]
- 9.11

If the response to 9.1 is No, please explain:
- 9.2

Has the code of ethics for senior managers been amended? .....

Yes [ X ] No [ ]
- 9.21

If the response to 9.2 is Yes, provide information related to amendment(s).  
Non-material updates to existing code.
- 9.3

Have any provisions of the code of ethics been waived for any of the specified officers? .....

Yes [ ] No [ X ]
- 9.31

If the response to 9.3 is Yes, provide the nature of any waiver(s).

FINANCIAL

- 10.1

Does the reporting entity report any amounts due from parent, subsidiaries or affiliates on Page 2 of this statement? .....

Yes [ X ] No [ ]
- 10.2

If yes, indicate any amounts receivable from parent included in the Page 2 amount: .....

\$ .....0

INVESTMENT

- 11.1

Were any of the stocks, bonds, or other assets of the reporting entity loaned, placed under option agreement, or otherwise made available for use by another person? (Exclude securities under securities lending agreements.) .....

Yes [ ] No [ X ]
- 11.2

If yes, give full and complete information relating thereto:
12.

Amount of real estate and mortgages held in other invested assets in Schedule BA: .....

\$ .....0
13.

Amount of real estate and mortgages held in short-term investments: .....

\$ .....0
- 14.1

Does the reporting entity have any investments in parent, subsidiaries and affiliates? .....

Yes [ ] No [ X ]
- 14.2

If yes, please complete the following:

	1 Prior Year-End Book/Adjusted Carrying Value	2 Current Quarter Book/Adjusted Carrying Value
14.21 Bonds .....	\$ .....0	\$ .....0
14.22 Preferred Stock .....	\$ .....0	\$ .....0
14.23 Common Stock .....	\$ .....0	\$ .....0
14.24 Short-Term Investments .....	\$ .....0	\$ .....0
14.25 Mortgage Loans on Real Estate .....	\$ .....0	\$ .....0
14.26 All Other .....	\$ .....0	\$ .....0
14.27 Total Investment in Parent, Subsidiaries and Affiliates (Subtotal Lines 14.21 to 14.26) .....	\$ .....0	\$ .....0
14.28 Total Investment in Parent included in Lines 14.21 to 14.26 above .....	\$ .....0	\$ .....0
- 15.1

Has the reporting entity entered into any hedging transactions reported on Schedule DB? .....

Yes [ ] No [ X ]
- 15.2

If yes, has a comprehensive description of the hedging program been made available to the domiciliary state? .....  
If no, attach a description with this statement.

Yes [ ] No [ ]
16.

For the reporting entity's security lending program, state the amount of the following as of the current statement date:

16.1

Total fair value of reinvested collateral assets reported on Schedule DL, Parts 1 and 2. ....

\$ .....0

16.2

Total book adjusted/carrying value of reinvested collateral assets reported on Schedule DL, Parts 1 and 2 .....

\$ .....0

16.3

Total payable for securities lending reported on the liability page. ....

\$ .....0

GENERAL INTERROGATORIES

17. Excluding items in Schedule E - Part 3 - Special Deposits, real estate, mortgage loans and investments held physically in the reporting entity's offices, vaults or safety deposit boxes, were all stocks, bonds and other securities, owned throughout the current year held pursuant to a custodial agreement with a qualified bank or trust company in accordance with Section 1, III - General Examination Considerations, F. Outsourcing of Critical Functions, Custodial or Safekeeping Agreements of the NAIC Financial Condition Examiners Handbook? ..... Yes [ X ] No [ ]
- 17.1 For all agreements that comply with the requirements of the NAIC Financial Condition Examiners Handbook, complete the following:

1 Name of Custodian(s)	2 Custodian Address
Bank of New York Mellon .....	Global Liquidity Services, 1 Wall St, 14th Floor, New York, NY 10286 .....
Northern Trust .....	50 S. LaSalle, Chicago, IL 60675 .....

- 17.2 For all agreements that do not comply with the requirements of the NAIC Financial Condition Examiners Handbook, provide the name, location and a complete explanation:

1 Name(s)	2 Location(s)	3 Complete Explanation(s)

- 17.3 Have there been any changes, including name changes, in the custodian(s) identified in 17.1 during the current quarter? ..... Yes [ ] No [ X ]
- 17.4 If yes, give full information relating thereto:

1 Old Custodian	2 New Custodian	3 Date of Change	4 Reason

- 17.5 Investment management – Identify all investment advisors, investment managers, broker/dealers, including individuals that have the authority to make investment decisions on behalf of the reporting entity. For assets that are managed internally by employees of the reporting entity, note as such. ["...that have access to the investment accounts"; "...handle securities"]

1 Name of Firm or Individual	2 Affiliation
BlackRock Financial Management, Inc. ....	U.....
JPMorgan Investment Management, Inc. ....	U.....
BNY Mellon Asset Management North America .....	U.....
Internally Managed .....	I.....

- 17.5097 For those firms/individuals listed in the table for Question 17.5, do any firms/individuals unaffiliated with the reporting entity (i.e. designated with a "U") manage more than 10% of the reporting entity's assets?..... Yes [ X ] No [ ]
- 17.5098 For firms/individuals unaffiliated with the reporting entity (i.e. designated with a "U") listed in the table for Question 17.5, does the total assets under management aggregate to more than 50% of the reporting entity's assets?..... Yes [ ] No [ X ]

- 17.6 For those firms or individuals listed in the table for 17.5 with an affiliation code of "A" (affiliated) or "U" (unaffiliated), provide the information for the table below.

1	2	3	4	5
Central Registration Depository Number	Name of Firm or Individual	Legal Entity Identifier (LEI)	Registered With	Investment Management Agreement (IMA) Filed
107105 .....	BlackRock Financial Management, Inc. ....	549300LVXY1VJKE13M84 .....	SEC .....	NO.....
107038 .....	JPMorgan Investment Management, Inc. ....	549300W78QHV4XMM6K69 .....	SEC .....	NO.....
105764 .....	BNY Mellon Asset Management North America .....	ME7YUCK4NF1W8VM8SP25 .....	SEC .....	NO.....

- 18.1 Have all the filing requirements of the Purposes and Procedures Manual of the NAIC Investment Analysis Office been followed? ..... Yes [ X ] No [ ]
- 18.2 If no, list exceptions:

19. By self-designating 5GI securities, the reporting entity is certifying the following elements for each self-designated 5GI security:

a. Documentation necessary to permit a full credit analysis of the security does not exist or an NAIC CRP credit rating for an FE or PL security is not available.  
b. Issuer or obligor is current on all contracted interest and principal payments.  
c. The insurer has an actual expectation of ultimate payment of all contracted interest and principal.

Has the reporting entity self-designated 5GI securities? ..... Yes [ ] No [ X ]

20. By self-designating PLGI securities, the reporting entity is certifying the following elements of each self-designated PLGI security:

a. The security was purchased prior to January 1, 2018.  
b. The reporting entity is holding capital commensurate with the NAIC Designation reported for the security.  
c. The NAIC Designation was derived from the credit rating assigned by an NAIC CRP in its legal capacity as a NRSRO which is shown on a current private letter rating held by the insurer and available for examination by state insurance regulators.  
d. The reporting entity is not permitted to share this credit rating of the PL security with the SVO.

Has the reporting entity self-designated PLGI securities? ..... Yes [ ] No [ X ]



GENERAL INTERROGATORIES

PART 2 - HEALTH

1.

Operating Percentages:

1.1 A&H loss percent

92.8 %

1.2 A&H cost containment percent

2.6 %

1.3 A&H expense percent excluding cost containment expenses

10.1 %
- 2.1

Do you act as a custodian for health savings accounts?

Yes ☐ No ☒
- 2.2

If yes, please provide the amount of custodial funds held as of the reporting date

\$.0
- 2.3

Do you act as an administrator for health savings accounts?

Yes ☐ No ☒
- 2.4

If yes, please provide the balance of the funds administered as of the reporting date

\$.0
3.

Is the reporting entity licensed or chartered, registered, qualified, eligible or writing business in at least two states?

Yes ☐ No ☒
- 3.1

If no, does the reporting entity assume reinsurance business that covers risks residing in at least one state other than the state of domicile of the reporting entity?

Yes ☐ No ☒

SCHEDULE S - CEDED REINSURANCE

Showing All New Reinsurance Treaties - Current Year to Date

1	2	3	4	5	6	7	8	9
NAIC Company Code	ID Number	Effective Date	Name of Reinsurer	Domiciliary Jurisdiction	Type of Reinsurance Ceded	Type of Reinsurer	Certified Reinsurer Rating (1 through 6)	Effective Date of Certified Reinsurer Rating
NONE								

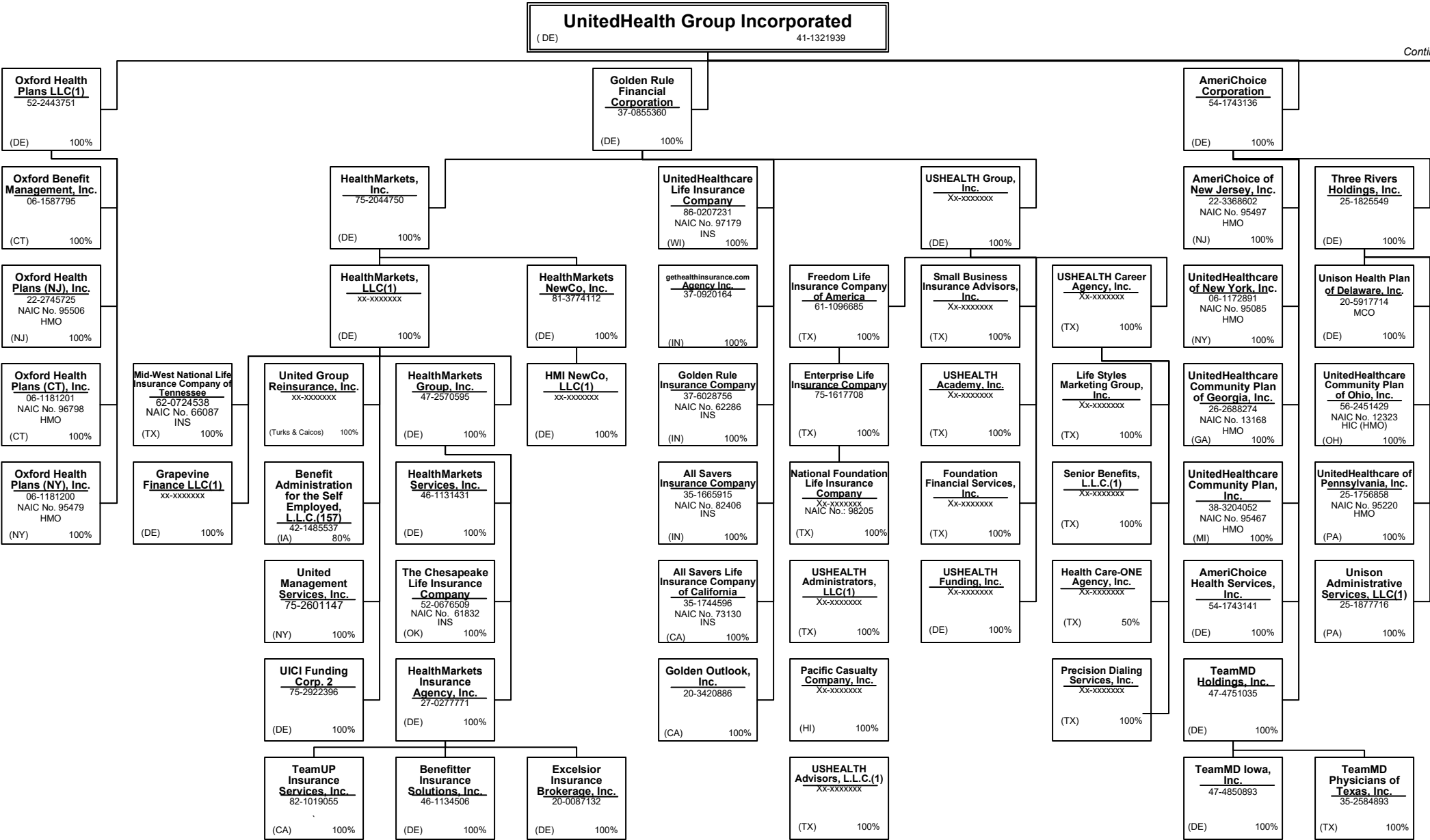
SCHEDULE T - PREMIUMS AND OTHER CONSIDERATIONS

Current Year to Date - Allocated by States and Territories

			1	Direct Business Only							
			2	3	4	5	6	7	8	9	
States, etc.			Active Status (a)	Accident and Health Premiums	Medicare Title XVIII	Medicaid Title XIX	Federal Employees Health Benefits Program Premiums	Life and Annuity Premiums & Other Considerations	Property/ Casualty Premiums	Total Columns 2 Through 7	Deposit-Type Contracts
1.	Alabama .....	AL	N	0	0	0	0	0	0	0	0
2.	Alaska .....	AK	N	0	0	0	0	0	0	0	0
3.	Arizona .....	AZ	N	0	0	0	0	0	0	0	0
4.	Arkansas .....	AR	N	0	0	0	0	0	0	0	0
5.	California .....	CA	N	0	0	0	0	0	0	0	0
6.	Colorado .....	CO	N	0	0	0	0	0	0	0	0
7.	Connecticut .....	CT	N	0	0	0	0	0	0	0	0
8.	Delaware .....	DE	N	0	0	0	0	0	0	0	0
9.	District of Columbia .....	DC	N	0	0	0	0	0	0	0	0
10.	Florida .....	FL	N	0	0	0	0	0	0	0	0
11.	Georgia .....	GA	N	0	0	0	0	0	0	0	0
12.	Hawaii .....	HI	N	0	0	0	0	0	0	0	0
13.	Idaho .....	ID	N	0	0	0	0	0	0	0	0
14.	Illinois .....	IL	N	0	0	0	0	0	0	0	0
15.	Indiana .....	IN	N	0	0	0	0	0	0	0	0
16.	Iowa .....	IA	N	0	0	0	0	0	0	0	0
17.	Kansas .....	KS	N	0	0	0	0	0	0	0	0
18.	Kentucky .....	KY	N	0	0	0	0	0	0	0	0
19.	Louisiana .....	LA	N	0	0	0	0	0	0	0	0
20.	Maine .....	ME	N	0	0	0	0	0	0	0	0
21.	Maryland .....	MD	N	0	0	0	0	0	0	0	0
22.	Massachusetts .....	MA	N	0	0	0	0	0	0	0	0
23.	Michigan .....	MI	N	0	0	0	0	0	0	0	0
24.	Minnesota .....	MN	N	0	0	0	0	0	0	0	0
25.	Mississippi .....	MS	N	0	0	0	0	0	0	0	0
26.	Missouri .....	MO	N	0	0	0	0	0	0	0	0
27.	Montana .....	MT	N	0	0	0	0	0	0	0	0
28.	Nebraska .....	NE	N	0	0	0	0	0	0	0	0
29.	Nevada .....	NV	N	0	0	0	0	0	0	0	0
30.	New Hampshire .....	NH	N	0	0	0	0	0	0	0	0
31.	New Jersey .....	NJ	N	0	0	0	0	0	0	0	0
32.	New Mexico .....	NM	N	0	0	0	0	0	0	0	0
33.	New York .....	NY	N	0	0	0	0	0	0	0	0
34.	North Carolina .....	NC	N	0	0	0	0	0	0	0	0
35.	North Dakota .....	ND	N	0	0	0	0	0	0	0	0
36.	Ohio .....	OH	L	0	237,191,324	1,666,080,464	0	0	0	1,903,271,788	31,728,177
37.	Oklahoma .....	OK	N	0	0	0	0	0	0	0	0
38.	Oregon .....	OR	N	0	0	0	0	0	0	0	0
39.	Pennsylvania .....	PA	N	0	0	0	0	0	0	0	0
40.	Rhode Island .....	RI	N	0	0	0	0	0	0	0	0
41.	South Carolina .....	SC	N	0	0	0	0	0	0	0	0
42.	South Dakota .....	SD	N	0	0	0	0	0	0	0	0
43.	Tennessee .....	TN	N	0	0	0	0	0	0	0	0
44.	Texas .....	TX	N	0	0	0	0	0	0	0	0
45.	Utah .....	UT	N	0	0	0	0	0	0	0	0
46.	Vermont .....	VT	N	0	0	0	0	0	0	0	0
47.	Virginia .....	VA	N	0	0	0	0	0	0	0	0
48.	Washington .....	WA	N	0	0	0	0	0	0	0	0
49.	West Virginia .....	WV	N	0	0	0	0	0	0	0	0
50.	Wisconsin .....	WI	N	0	0	0	0	0	0	0	0
51.	Wyoming .....	WY	N	0	0	0	0	0	0	0	0
52.	American Samoa .....	AS	N	0	0	0	0	0	0	0	0
53.	Guam .....	GU	N	0	0	0	0	0	0	0	0
54.	Puerto Rico .....	PR	N	0	0	0	0	0	0	0	0
55.	U.S. Virgin Islands .....	VI	N	0	0	0	0	0	0	0	0
56.	Northern Mariana Islands .....	MP	N	0	0	0	0	0	0	0	0
57.	Canada .....	CAN	N	0	0	0	0	0	0	0	0
58.	Aggregate Other Aliens .....	OT	XXX	0	0	0	0	0	0	0	0
59.	Subtotal .....	XXX	0	237,191,324	1,666,080,464	0	0	0	0	1,903,271,788	31,728,177
60.	Reporting Entity Contributions for Employee Benefit Plans .....	XXX	0	0	0	0	0	0	0	0	0
61.	Totals (Direct Business) .....	XXX	0	237,191,324	1,666,080,464	0	0	0	0	1,903,271,788	31,728,177
DETAILS OF WRITE-INS											
58001.	.....	XXX									
58002.	.....	XXX									
58003.	.....	XXX									
58998.	Summary of remaining write-ins for Line 58 from overflow page .....	XXX	0	0	0	0	0	0	0	0	0
58999.	Totals (Lines 58001 through 58003 plus 58998)(Line 58 above) .....	XXX	0	0	0	0	0	0	0	0	0

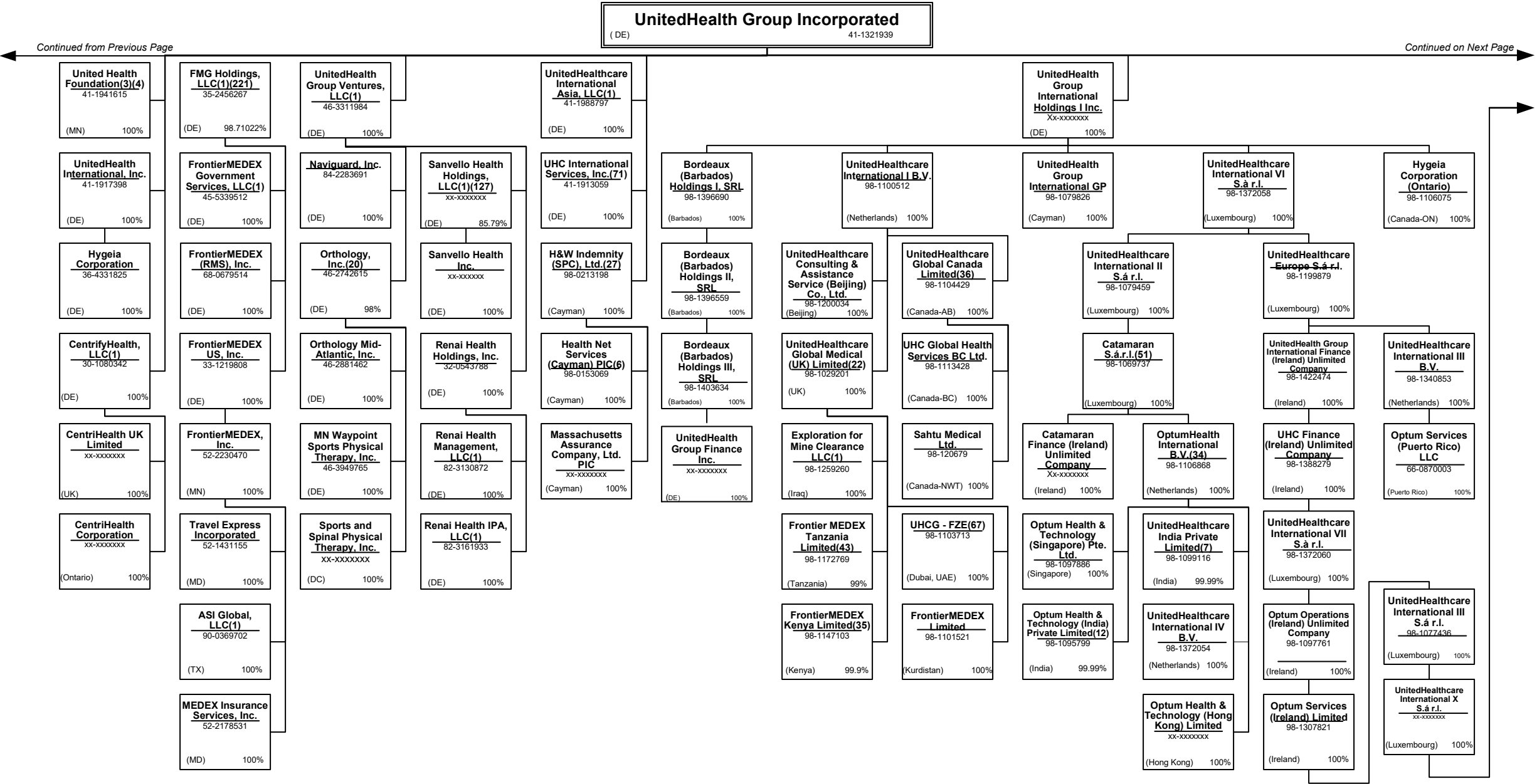
(a) Active Status Counts:  
L - Licensed or Chartered - Licensed Insurance carrier or domiciled RRG.....1  
E - Eligible - Reporting entities eligible or approved to write surplus lines in the state.....0  
N - None of the above - Not allowed to write business in the state.....56  
R - Registered - Non-domiciled RRGs.....0  
Q - Qualified - Qualified or accredited reinsurer.....0  
Premiums allocated by state based upon Geographic Market.

SCHEDULE Y – INFORMATION CONCERNING ACTIVITIES OF INSURER MEMBERS OF A HOLDING COMPANY GROUP  
PART 1 – ORGANIZATIONAL CHART

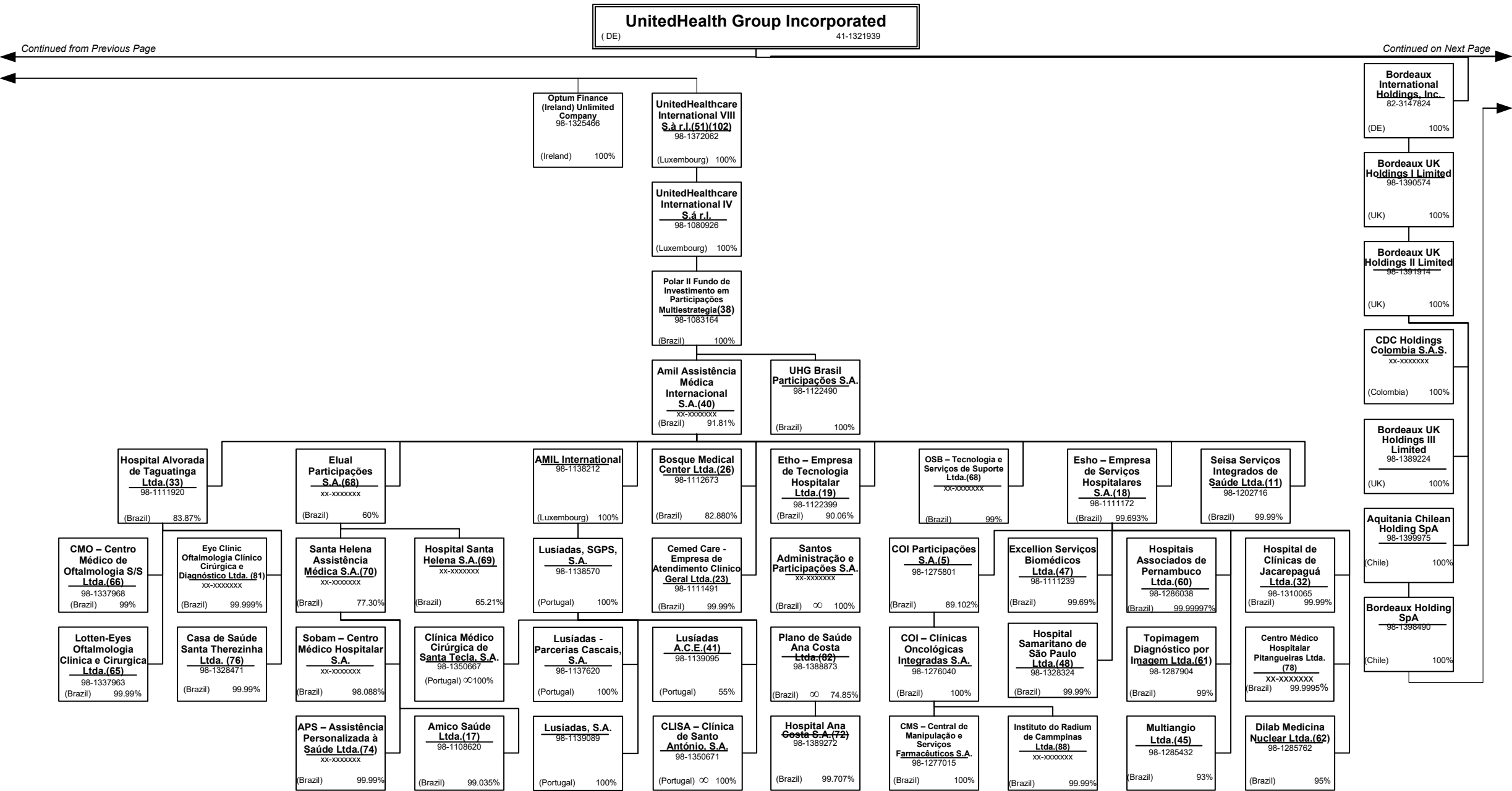


Continued on Next Page

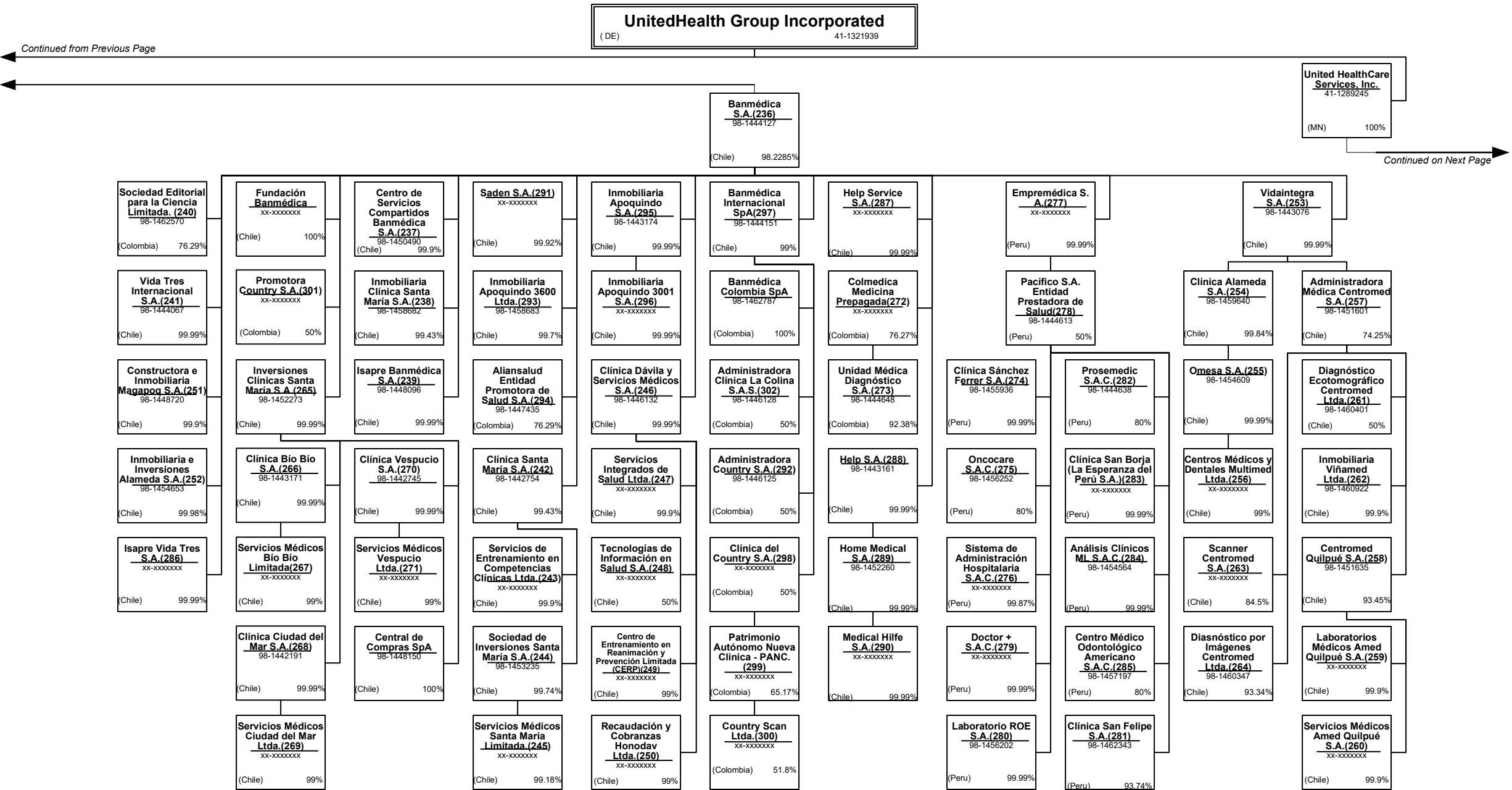
SCHEDULE Y – INFORMATION CONCERNING ACTIVITIES OF INSURER MEMBERS OF A HOLDING COMPANY GROUP  
PART 1 – ORGANIZATIONAL CHART



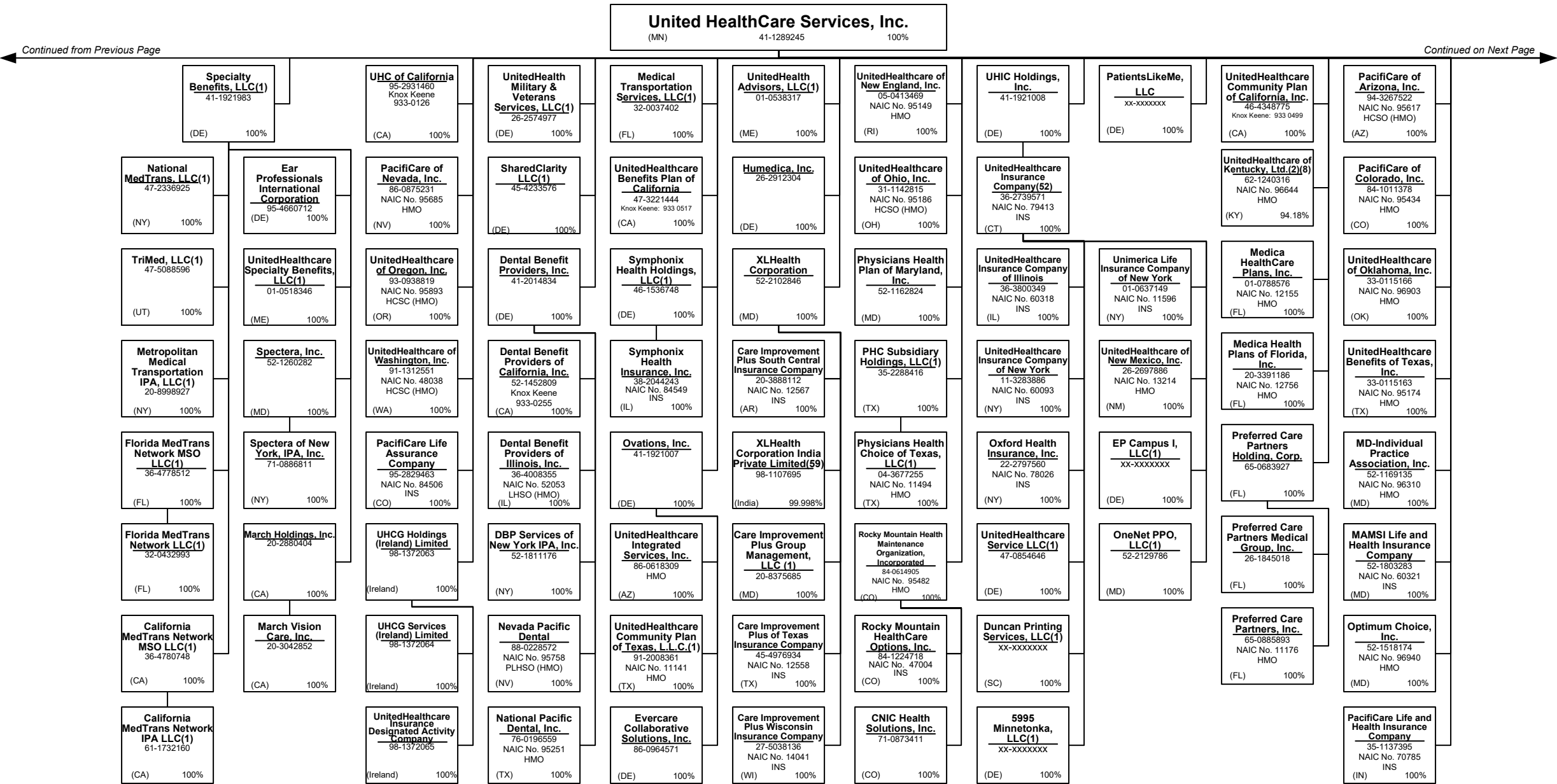
SCHEDULE Y – INFORMATION CONCERNING ACTIVITIES OF INSURER MEMBERS OF A HOLDING COMPANY GROUP  
PART 1 – ORGANIZATIONAL CHART



SCHEDULE Y – INFORMATION CONCERNING ACTIVITIES OF INSURER MEMBERS OF A HOLDING COMPANY GROUP  
PART 1 – ORGANIZATIONAL CHART

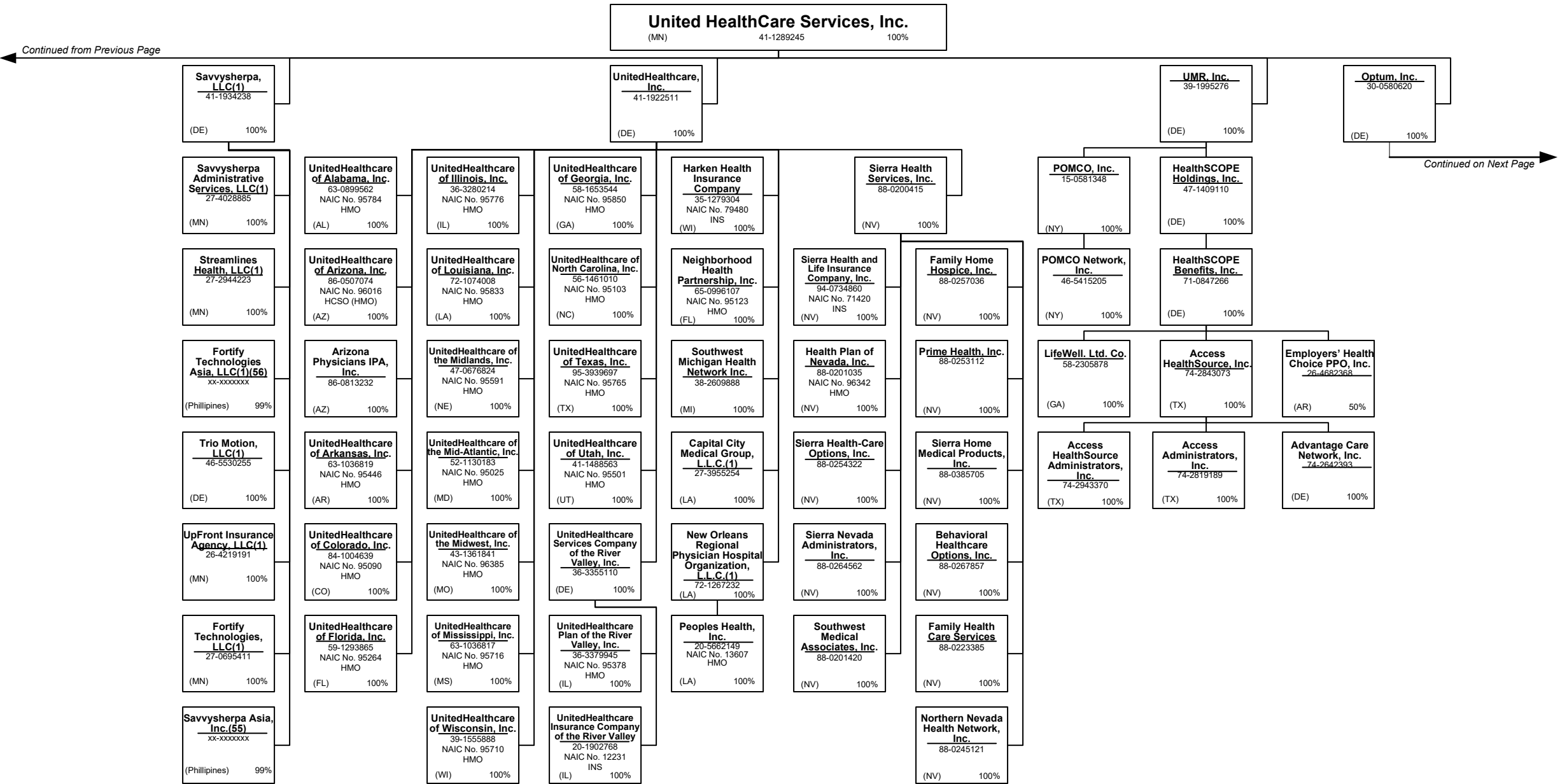


SCHEDULE Y – INFORMATION CONCERNING ACTIVITIES OF INSURER MEMBERS OF A HOLDING COMPANY GROUP  
PART 1 – ORGANIZATIONAL CHART

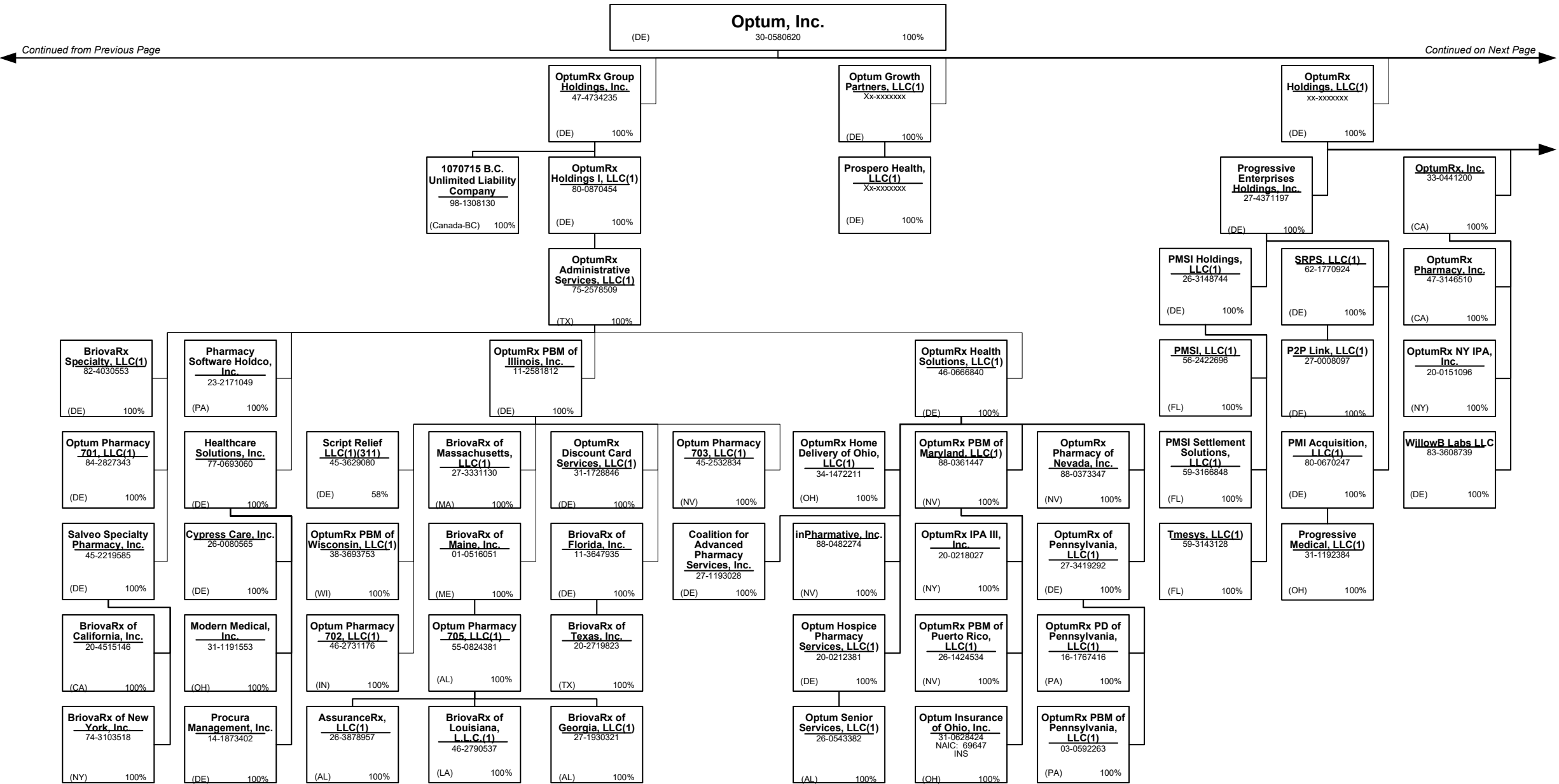




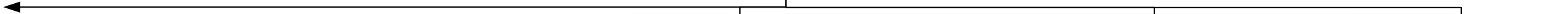
SCHEDULE Y – INFORMATION CONCERNING ACTIVITIES OF INSURER MEMBERS OF A HOLDING COMPANY GROUP  
PART 1 – ORGANIZATIONAL CHART



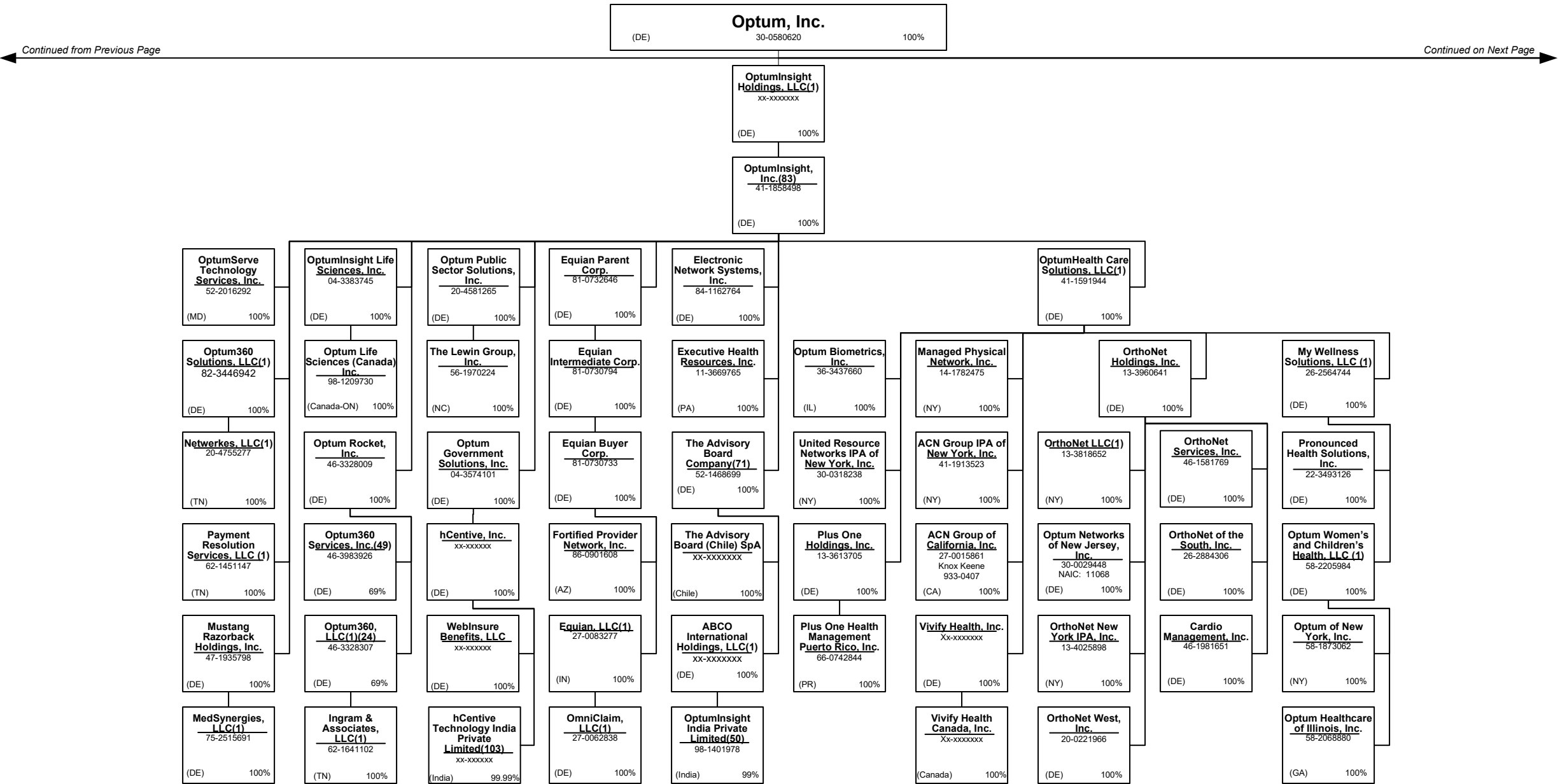
SCHEDULE Y – INFORMATION CONCERNING ACTIVITIES OF INSURER MEMBERS OF A HOLDING COMPANY GROUP  
PART 1 – ORGANIZATIONAL CHART



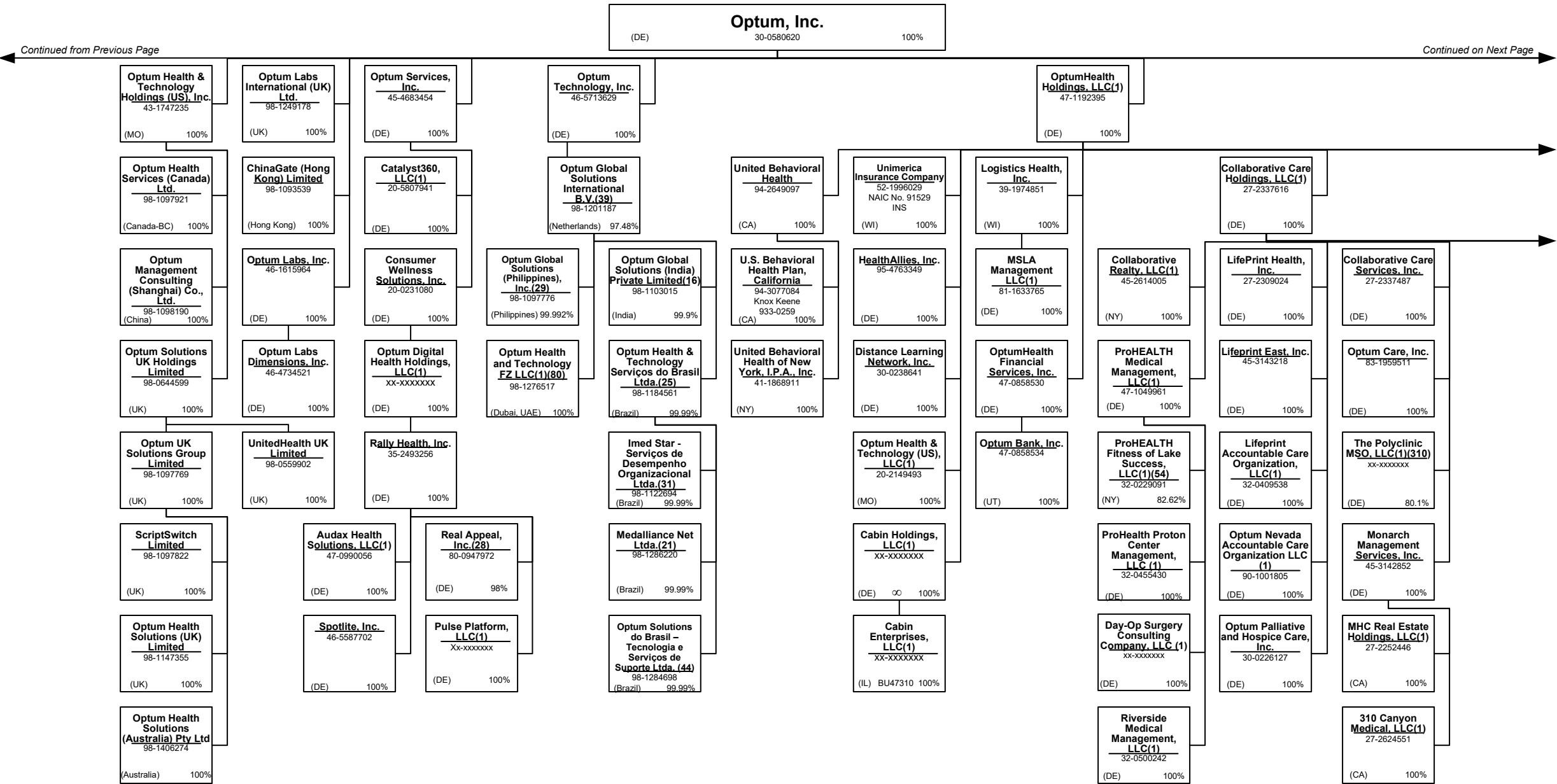
Continued from Previous Page Continued on Next Page



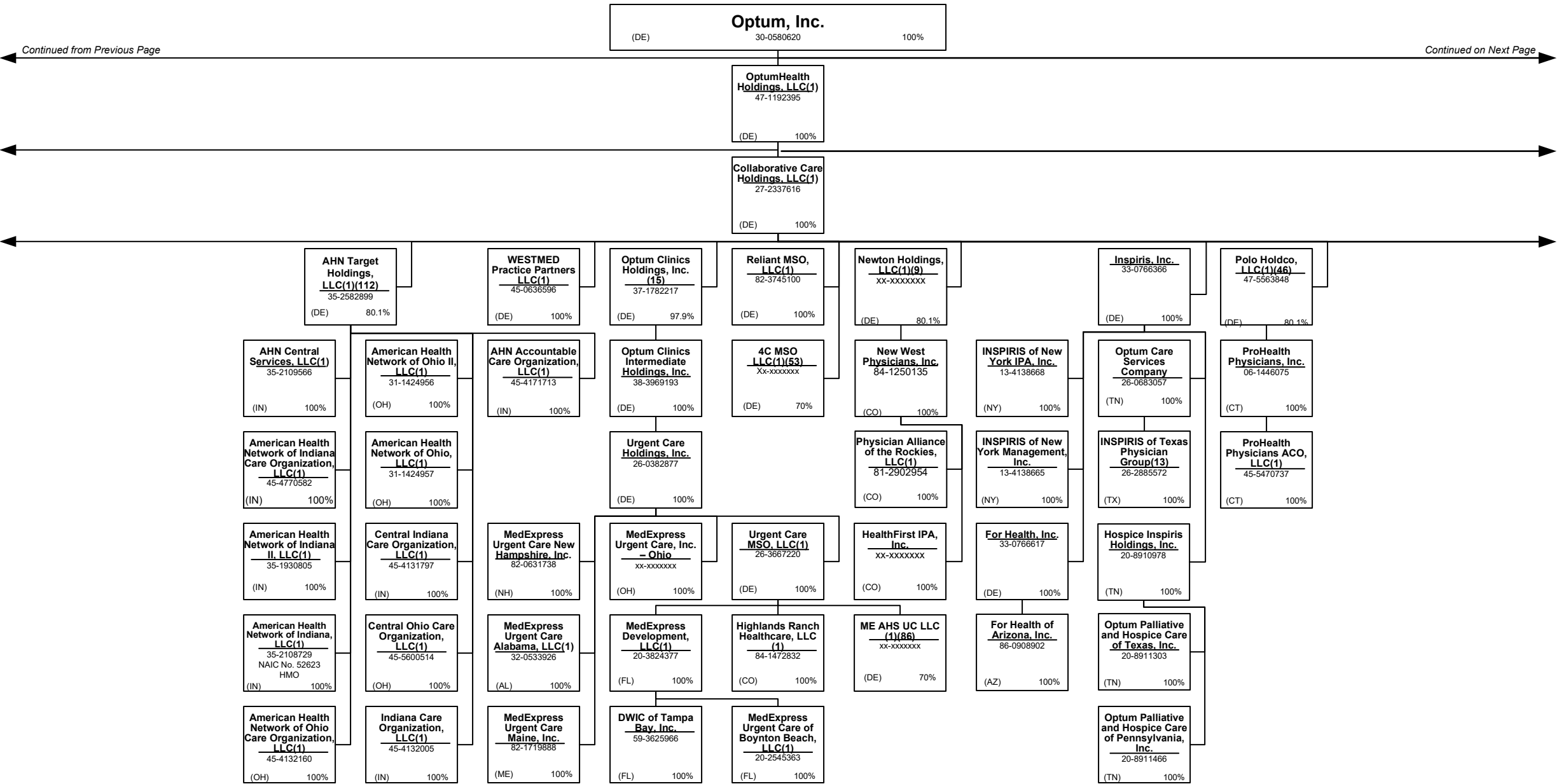
SCHEDULE Y – INFORMATION CONCERNING ACTIVITIES OF INSURER MEMBERS OF A HOLDING COMPANY GROUP  
PART 1 – ORGANIZATIONAL CHART



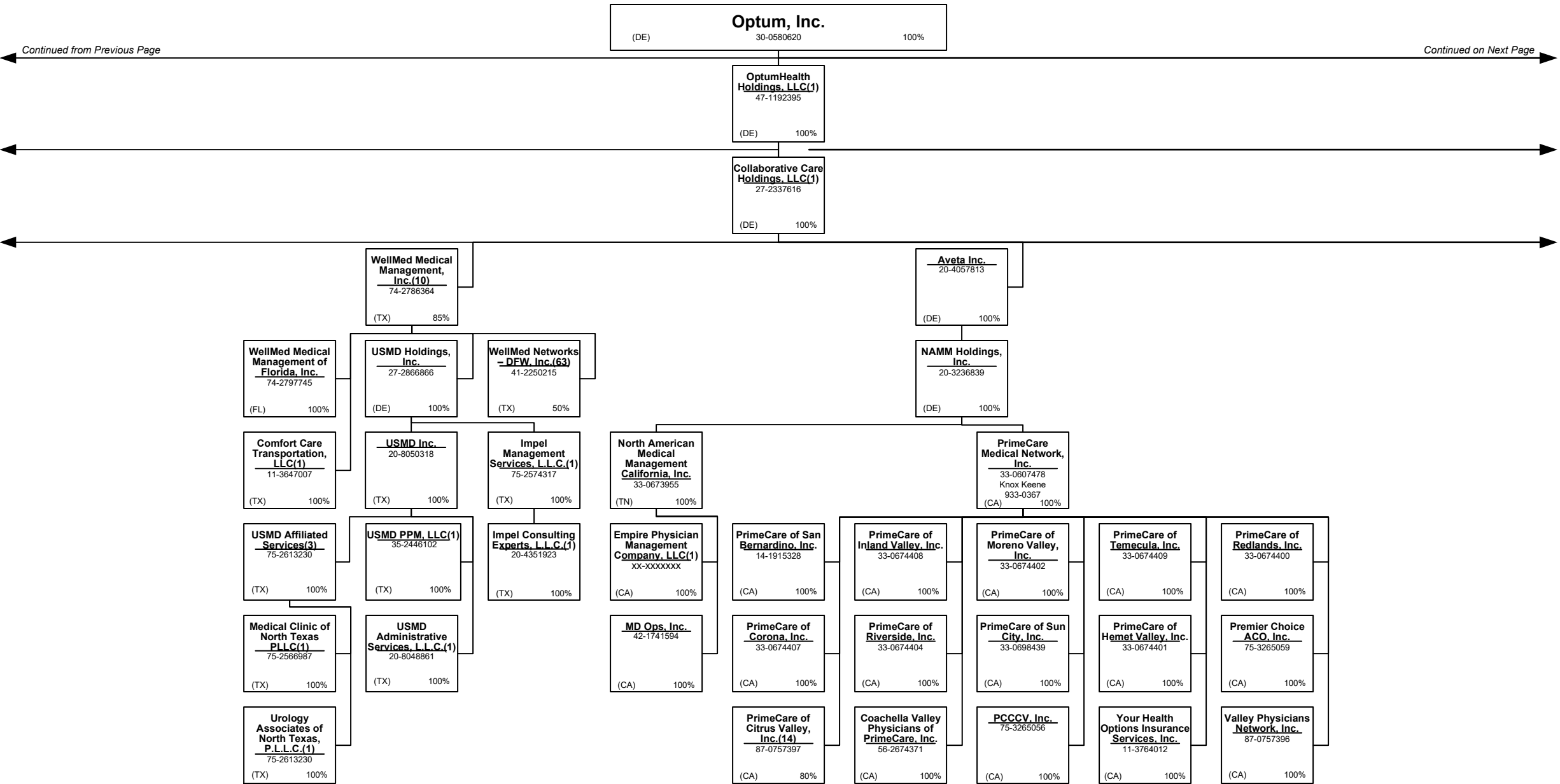
SCHEDULE Y – INFORMATION CONCERNING ACTIVITIES OF INSURER MEMBERS OF A HOLDING COMPANY GROUP  
PART 1 – ORGANIZATIONAL CHART



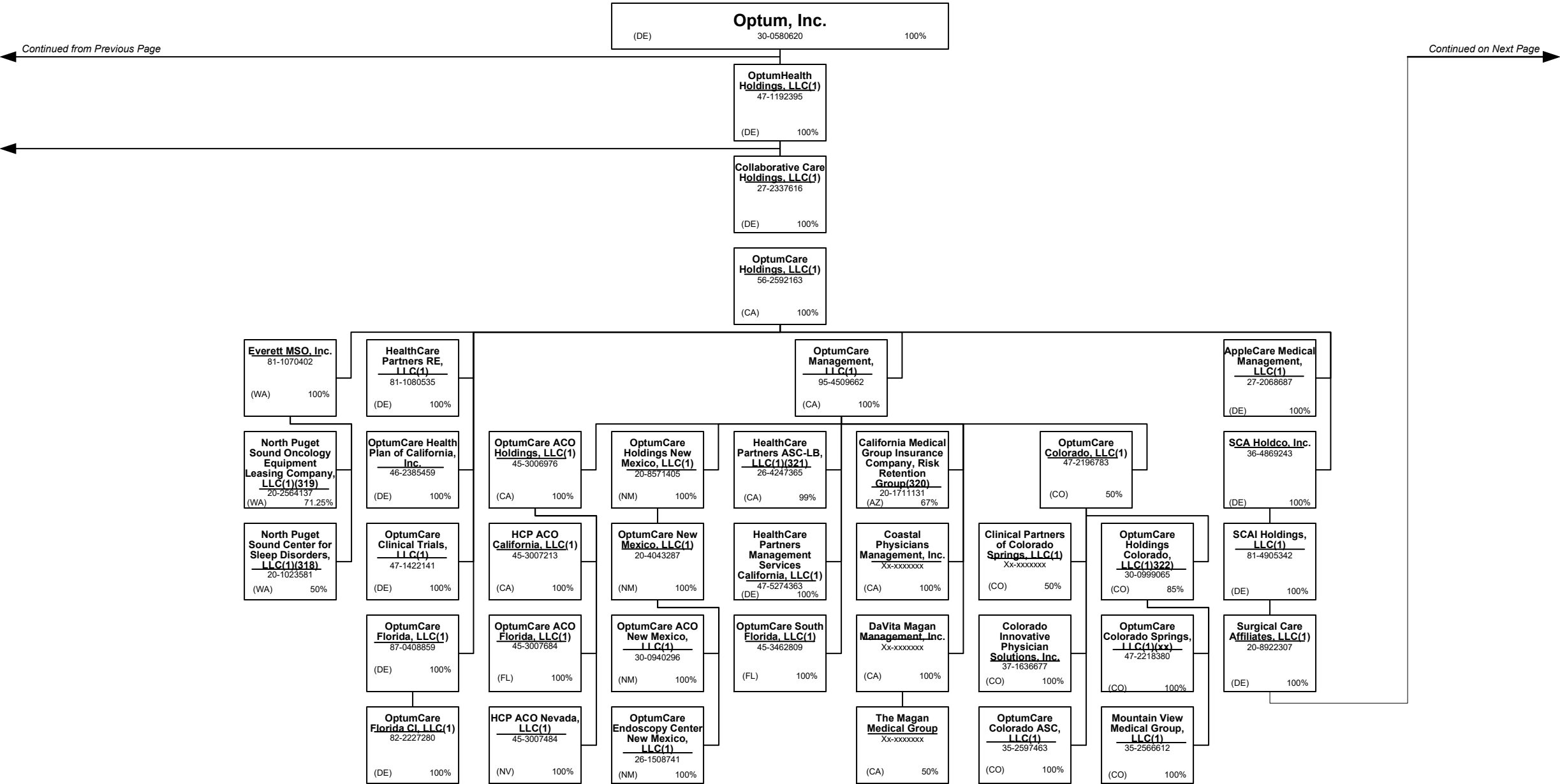
SCHEDULE Y – INFORMATION CONCERNING ACTIVITIES OF INSURER MEMBERS OF A HOLDING COMPANY GROUP  
PART 1 – ORGANIZATIONAL CHART



SCHEDULE Y – INFORMATION CONCERNING ACTIVITIES OF INSURER MEMBERS OF A HOLDING COMPANY GROUP  
PART 1 – ORGANIZATIONAL CHART

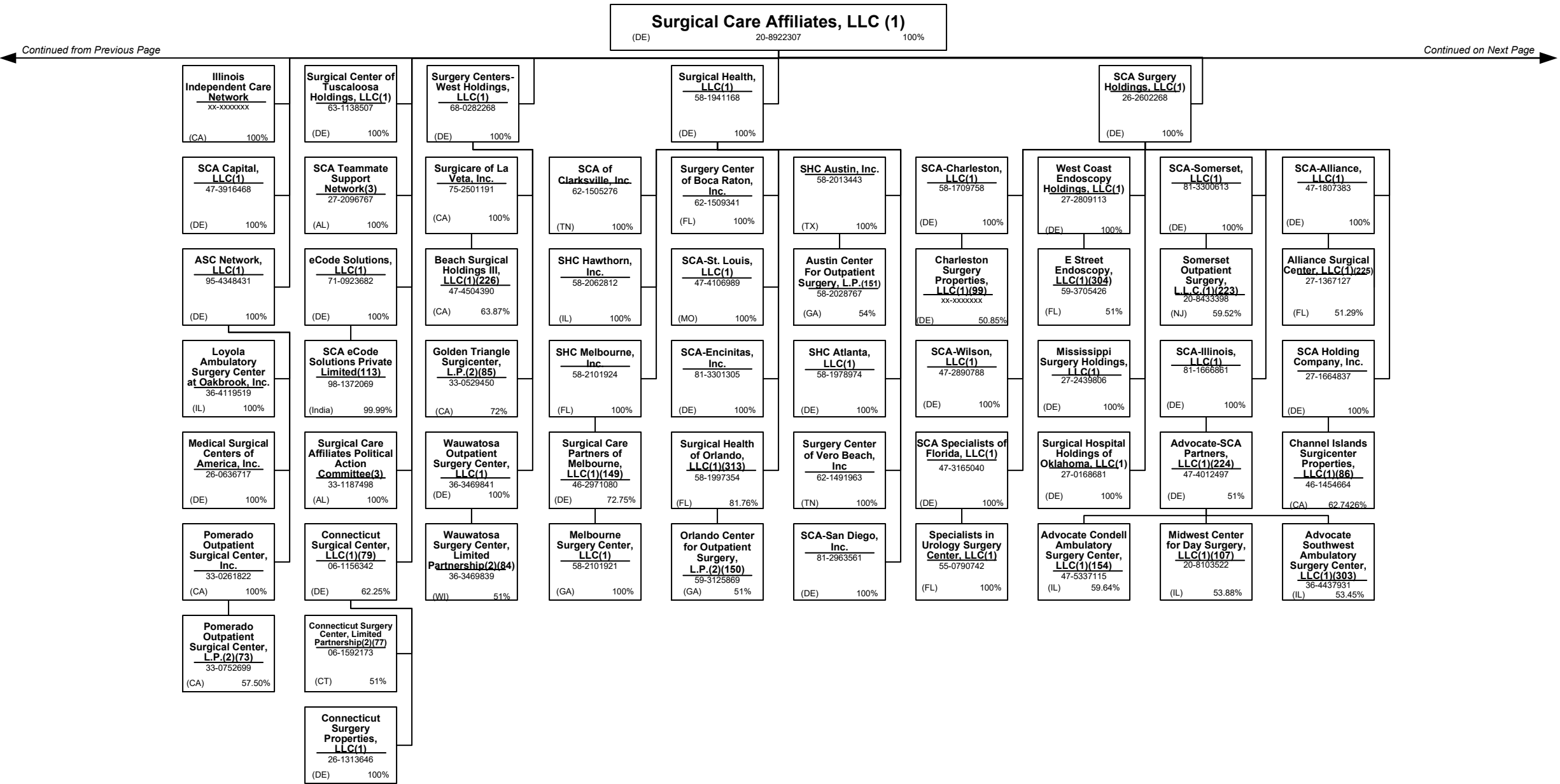


SCHEDULE Y – INFORMATION CONCERNING ACTIVITIES OF INSURER MEMBERS OF A HOLDING COMPANY GROUP  
PART 1 – ORGANIZATIONAL CHART





SCHEDULE Y – INFORMATION CONCERNING ACTIVITIES OF INSURER MEMBERS OF A HOLDING COMPANY GROUP  
PART 1 – ORGANIZATIONAL CHART



**Surgical Care Affiliates, LLC (1)**

(DE) 20-8922307 100%

*Continued from Previous Page*

**Surgery Center Holding, LLC(1)**  
62-1739361  
(DE) 100%

**SunSurgery, LLC(1)**  
06-1082848  
(DE) 100%

**Surgery Center Holding, LLC(1)**  
62-1739361  
(DE) 100%

**National Surgery Centers, LLC(1)**  
36-3549627  
(DE) 100%

**SC Affiliates, LLC(1)**  
62-1149229  
(DE) 100%

**SCA-Palm Beach MSO Holdings, LLC(1)**  
81-3445510  
(DE) 100%

**SCA-Connecticut Partners, LLC(1)**  
83-1585952  
(DE) 100%

**SCA Danbury Surgical Center, LLC(1)(308)**  
04-3170801  
(DE) 63.01%

**Danbury Surgical Center, L.P.(87)**  
63-1263704  
(HI) 50.41%

**Surgicare of Mobile, LLC(1)**  
75-2459713  
(DE) 100%

**Surgicenters of Southern California, Inc.**  
95-3329855  
(CA) 100%

**Surgicare of Jackson, LLC(1)**  
64-0629000  
(DE) 100%

**Surgicare of Belleville, LLC(1)**  
75-2157730  
(DE) 100%

**Belleville Surgical Center, Ltd., an Illinois Limited Partnership(94)**  
75-2196889  
(CA) 61.2%

**Birmingham Outpatient Surgical Center, LLC(1)**  
63-0847380  
(DE) 100%

**SCA Surgicare of Laguna Hills, LLC(1)**  
75-2501088  
(DE) 100%

**SCA Surgicare of Laguna Hills, LLC(1)**  
75-2501088  
(DE) 100%

**Wayland Square Surgicare GP, Inc.**  
75-2500274  
(RI) 100%

**Wayland Square Surgicare Acquisition, L.P.(2)(104)**  
20-5429310  
(RI) 99%

**Surgery Center of Southern Pines, LLC(1)**  
63-1212214  
(DE) 100%

**Northwest Surgicare, LLC(1)**  
37-1007387  
(DE) 100%

**Northwest Surgicare, Ltd.(91)**  
75-2494046  
(IL) 62%

**Blackstone Valley Surgicare GP, LLC(1)**  
05-0359457  
(RI) 100%

**Johnston Surgicare, L.P.(92)**  
xx-xxxxxxx  
(CT) 99%

**Surgicare of Oceanside, Inc.**  
75-2448926  
(CA) 100%

**Surgicare of Owensboro, LLC(1)**  
75-2184730  
(DE) 100%

**Surgicare of Salem, LLC(1)**  
75-2200171  
(DE) 100%

**Salem Surgery Center, LLC(1)(101)**  
74-2462470  
(OR) 70%

**Surgicare of Minneapolis, LLC(1)**  
41-1437636  
(DE) 100%

**SCA Pennsylvania Holdings, LLC(1)**  
46-1686425  
(DE) 100%

**B.R.A.S.S. Partnership in Commendam(2)(75)**  
72-1097827  
(LA) 67.94%

**St. Cloud Surgical Center, LLC(1)**  
41-1348916  
(DE) 100%

**Surgery Center of Des Moines, LLC(1)**  
42-1166764  
(DE) 100%

**Surgery Centers of Des Moines, Ltd., an Iowa Limited Partnership(2)(106)**  
36-3562598  
(IA) 67.95%

**Surgicare of Joliet, Inc.**  
75-2287141  
(IL) 100%

**Joliet Surgery Center Limited Partnership(93)**  
74-2544709  
(NC) 55.03%

**NSC Fayetteville, LLC(1)**  
56-1754480  
(DE) 100%

**NSC Greensboro, LLC(1)**  
56-1775016  
(DE) 100%

**NSC Seattle, Inc.**  
91-1553479  
(WA) 100%

**SCA Holdings, Inc.**  
47-1256943  
(IN) 100%

**NSC Lancaster, LLC(1)**  
36-4210296  
(DE) 100%

**Antelope Valley Surgery Center, L.P.(2)(96)**  
36-4210293  
(CA) 90.49%

**SCA California Surgical Holdings, LLC(1)**  
47-2110605  
(DE) 100%

**Northern Rockies Surgicenter, Inc.**  
81-0399251  
(MT) 100%

**SCA Surgery Partners, LLC(1)**  
46-4774546  
(FL) 100%

**Endoscopy Center Affiliates, Inc.**  
47-3495605  
(DE) 100%

**Thousand Oaks Endoscopy Center, LLC(1)(156)**  
77-0367271  
(CA) 99%

**NSC Upland, LLC(1)**  
33-0812824  
(DE) 100%

**Upland Outpatient Surgical Center, L.P.(2)(98)**  
33-0812827  
(CA) 51%

**Upland Holdings, LLC(1)(314)**  
xx-xxxxxxx  
(CA) 58.99%

**Camp Hill-SCA Centers, LLC(1)**  
52-1597484  
(DE) 100%

**SCA-South Jersey, LLC(1)**  
22-3117714  
(DE) 100%

**Surgical Center of South Jersey, Limited Partnership(155)**  
22-2709324  
(NJ) 61.85%

**Hagerstown, LLC(1)**  
47-3466283  
(DE) 100%

**Parkway Surgery Center, LLC(1)(152)**  
20-4127100  
(DE) 73.69%

**SCA SSC Holdings, LLC(1)**  
46-4898819  
(DE) 100%

**SCA IEC Holdings, LLC(1)**  
45-4240475  
(DE) 100%

**SCA BOSC Holdings, LLC(1)**  
45-4230864  
(DE) 100%

**SCA EHSC Holdings, LLC(1)**  
45-4230987  
(DE) 100%

**SCA Indiana Holdings, LLC(1)**  
45-2684108  
(DE) 100%

**SCA EWASC Holdings, LLC(1)**  
47-5512838  
(DE) 100%

**SCA SSSC Holdings, LLC(1)**  
45-4266502  
(DE) 100%

**Senate Street Surgery Center, LLC(1)(89)**  
42-1709357  
(DE) 50.72%


**SCA ROCS Holdings, LLC(1)**  
45-4252645  
(DE) 100%

**ROCS Holdings, LLC**  
Xx-xxxxxxx  
(IN) 49%


**ROC Surgery LLC**  
Xx-xxxxxxx  
(IN) 57.50%

*Continued on Next Page*

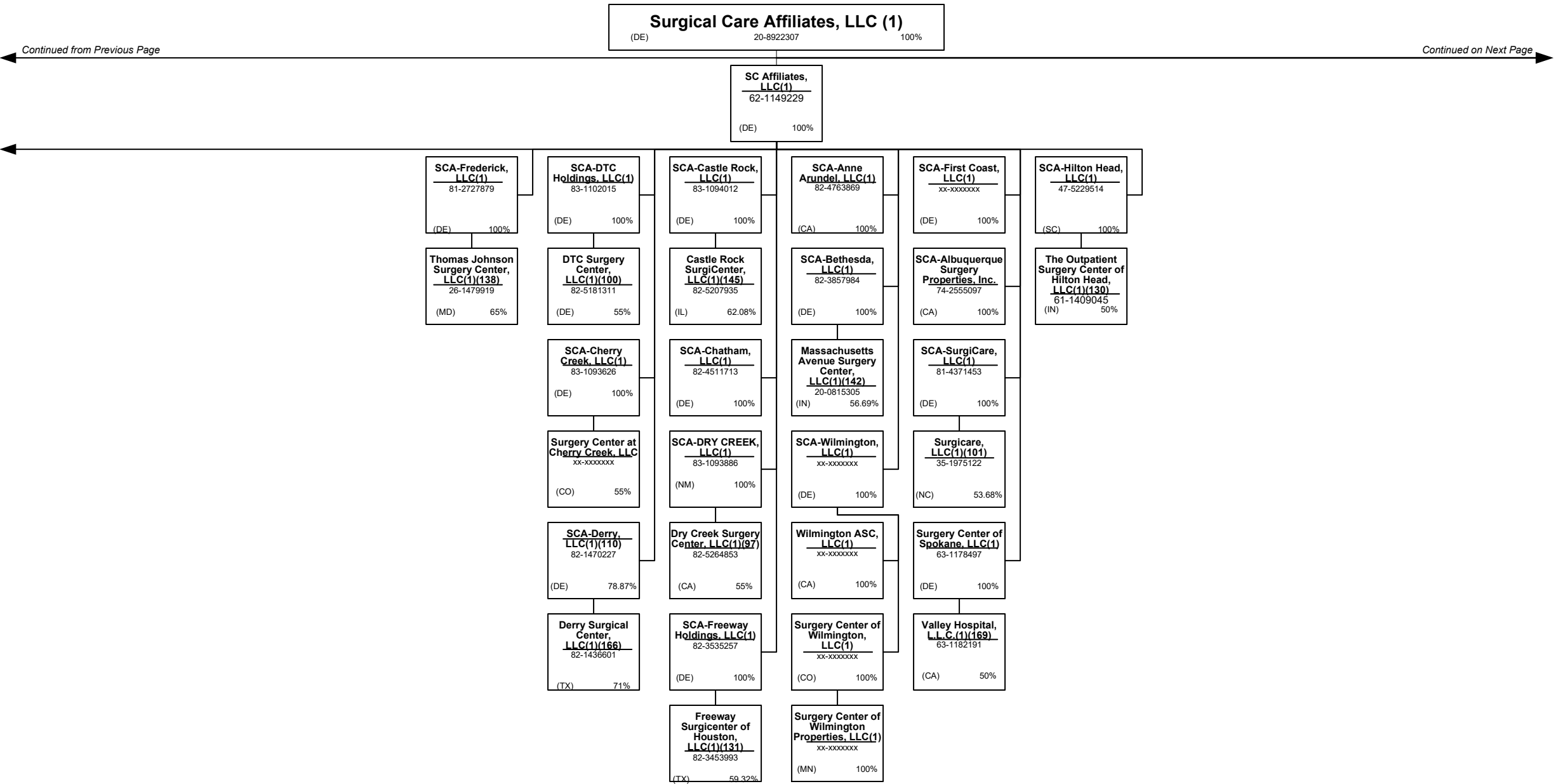
SCHEDULE Y – INFORMATION CONCERNING ACTIVITIES OF INSURER MEMBERS OF A HOLDING COMPANY GROUP  
PART 1 – ORGANIZATIONAL CHART



SCHEDULE Y – INFORMATION CONCERNING ACTIVITIES OF INSURER MEMBERS OF A HOLDING COMPANY GROUP  
PART 1 – ORGANIZATIONAL CHART



SCHEDULE Y – INFORMATION CONCERNING ACTIVITIES OF INSURER MEMBERS OF A HOLDING COMPANY GROUP  
PART 1 – ORGANIZATIONAL CHART



## 15.18

15.18



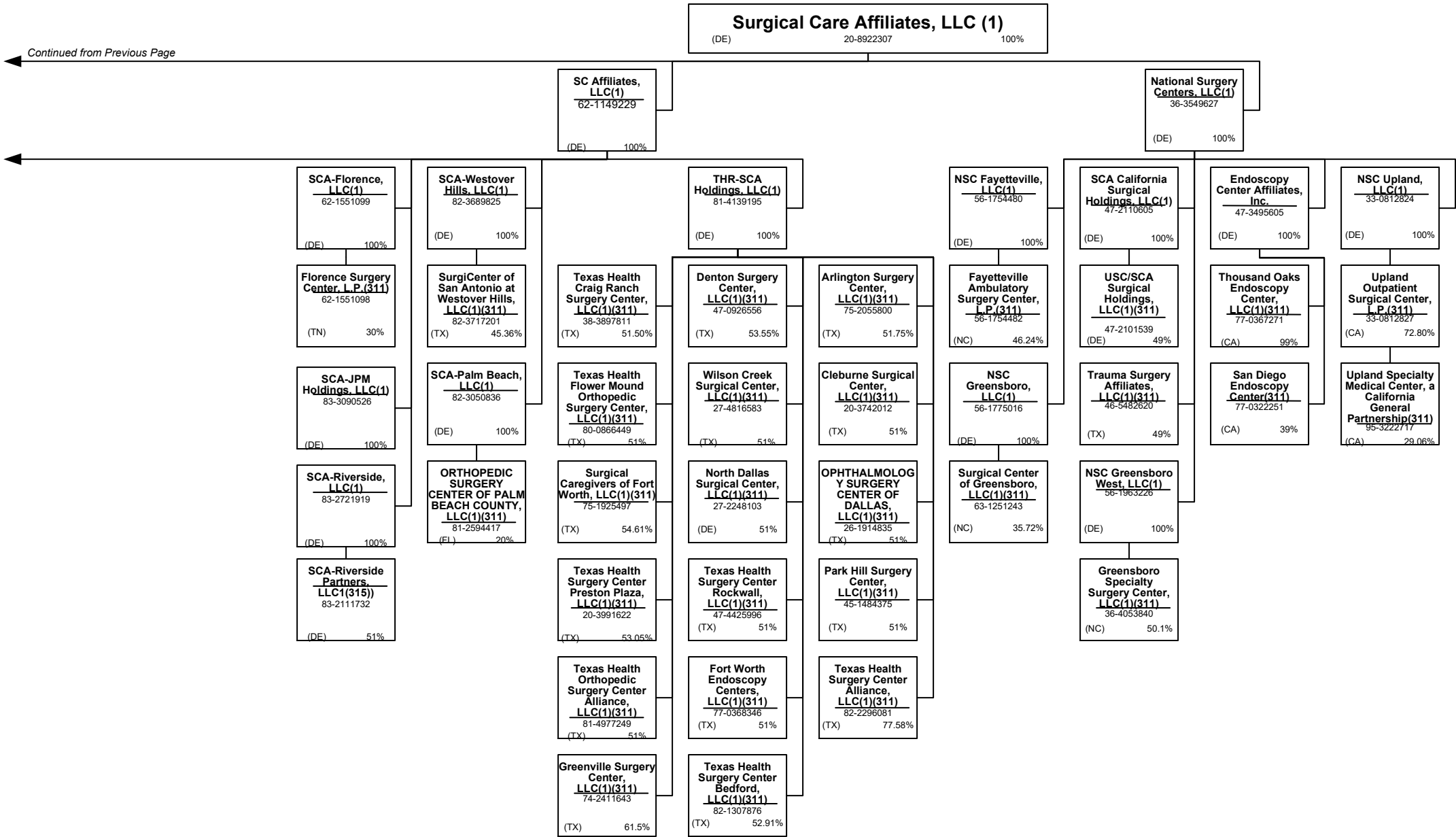
<b>Surgical Care Affiliates, LLC (1)</b>		
(DE)	20-8922307	100%

*Continued on Next Page*



SCHEDULE Y – INFORMATION CONCERNING ACTIVITIES OF INSURER MEMBERS OF A HOLDING COMPANY GROUP  
PART 1 – ORGANIZATIONAL CHART

NOTE: All Companies below are minority owned entities of Surgical Care Affiliates, LLC.





**SCHEDULE Y – INFORMATION CONCERNING ACTIVITIES OF INSURER MEMBERS OF A HOLDING COMPANY GROUP**

**PART 1 – ORGANIZATIONAL CHART**

**Physician Owned Entities**

Name	Domiciliary Location	ID Number
4C Medical Group, PLC	AZ	45-2402948
Aeromil Táxi Aéreo Ltda.	BRA	
Alaska Spine Center, LLC	AK	92-0175856
Alaska Surgery Center, Limited Partnership	AK	93-0982396
Anne Arundel-SCA Holdings, LLC	MD	82-5124069
Anne Arundel-SCA Surgicenter, LLC	MD	82-4763728
AppleCare Hospitalists Medical Group, Inc.	CA	14-1890491
AppleCare Medical ACO, LLC	CA	45-2852872
AppleCare Medical Group St. Francis, Inc.	CA	33-0845269
AppleCare Medical Group, Inc.	CA	33-0898174
Arcadia Outpatient Surgery Center, L.P.	CA	75-2285078
Arlington Surgery Center, LLC	TX	75-2055800
ARTA Health Network, P.C.	CA	46-1772418
ARTA Western California, Inc.	CA	33-0658815
ASC Operators, LLC	CA	20-8970704
Aspectus, Inc.	MA	04-3403101
Beach Surgical Holdings II LLC	CA	47-2083076
Better Health Value Network, LLC	WA	
Bexar Imaging Center, LLC	TX	22-3858211
Blue Ridge Day Surgery Center, L.P.	TN	62-1530122
Blue Ridge Properties, LLC	DE	37-1945431
Boca Raton Outpatient Surgery & Laser Center, Ltd.	FL	65-0241934
California Spring Holdings, PC	CA	81-0881243
Camp Hill Ambulatory Centers	PA	52-1597478
CCEC Anesthesia Management, LLC	TX	82-1715584
Centers for Family Medicine, GP	CA	33-0483510
Charleston Surgery Center Limited Partnership	SC	58-1709761
Charlotte Surgery Center, LLC	NC	56-1449531
Cleburne Surgical Center, LLC	TX	20-3742012
Clinton Partners, LLC	MI	20-2236024
COI – Clinicas Oncológicas Integradas S.A.	BRA	98-1276040
Colonial Outpatient Surgery Center, LLC	FL	83-1529015
Corpus Christi Endoscopy Center, L.L.P.	TX	20-2595593
David Moen, M.D. P.C.	NY	81-5101448
David R. Ferrell, M.D., P.C.	NV	45-2380022
Day-OP Center Of Long Island Inc.	NY	11-2811353
Denton Endoscopy Surgery Center, LLC	TX	
Denton Surgery Center, LLC	TX	47-0926556
Digestive Disease Center, L.P.	CA	33-0292435
Durable Medical Equipment, Inc.	MA	04-3106404

Name	Domiciliary Location	ID Number
Empire Physicians' Medical Group, Inc.	CA	33-0181426
Everett Physicians, Inc. P.S.	WA	81-1625636
First Hill Surgery Center, LLC	WA	
Florence Surgery Center, L.P.	TN	62-1551098
Fort Worth Endoscopy Centers, LLC	TX	77-0368346
Foundation Financial Services, Inc.	NV	
GLBESC, LLC	DE	47-3495605
Grandview Surgery Center, LTD.	PA	52-1597483
Greater Phoenix Collaborative Care, P.C.	AZ	27-2337725
Greensboro Specialty Surgery Center, LLC	NC	36-4053840
Greenville Surgery Center, LLC	TX	74-2411643
Grossmont Surgery Center, L.P.	CA	33-0749339
Grossmont Surgery Center, L.P.	CA	33-0749339
Hawthorn Place Outpatient Surgery Center, L.P.	GA	58-2065044
Hays Surgery Center, LLC	TX	27-4579547
HealthCare Partners Affiliates Medical Group	CA	95-4526112
HealthCare Partners Associates Medical Group, P.C.	CA	45-5273760
HealthCare Partners Medical Group, P.C.	CA	95-4340584
HealthEast Surgery Center-Maplewood, LLC	MN	20-3349887
Hemonefro – Hemodiálise e Nefrologia Ltda	BRA	
HFHS-SCA Holdings, LLC	MI	46-5291602
Homecare Dimensions of Florida, Inc.	TX	
Homecare Dimensions, Inc.	TX	
IN Style OPTICAL, LLC	MA	27-3296953
Indian River Surgery Center, Ltd.	FL	62-1484043
Inland Faculty Medical Group, Inc.	CA	33-0618077
Inland Surgery Center, L.P.	CA	33-0018673
Inspiris Medical Services of New Jersey, P.C.	NJ	45-2563134
INSPIRIS of Michigan Medical Services, P.C.	MI	27-1561674
INSPIRIS of New York Medical Services, P.C.	NY	13-4168739
INSPIRIS of Pennsylvania Medical Services, P.C.	PA	26-2895670
Lexington Surgery Center, Ltd.	KY	61-1028180
LGH-A/GOLF ASTC, L.L.C.	IL	36-3468942
Liberty Anesthesia Services, LLC	IL	81-4465348
Loyola Ambulatory Surgery Center at Oakbrook, L.P.	IL	36-4119522
March Vision Care Group, Incorporated	CA	95-4874334
March Vision Care IPA, Inc.	NY	27-3115058
Marin Health Ventures, LLC	CA	94-3377073
Marin Specialty Surgery Center, LLC	CA	26-2637247
MAT-RX DEVELOPMENT, L.L.C.	TX	43-1967820

Name	Domiciliary Location	ID Number
McKenzie Surgery Center, L.P.	TN	62-1600267
ME Urgent Care Nebraska, Inc.	NE	81-0936574
MedExpress Primary Care Arizona P.C.	AZ	81-4550969
MedExpress Primary Care Maryland, P.C.	MD	82-3384324
MedExpress Primary Care Massachusetts, P.C.	MA	82-1096099
MedExpress Primary Care Minnesota P.C.	MN	81-4396738
MedExpress Primary Care Oklahoma, P.C.	OK	83-1077265
MedExpress Primary Care South Carolina, P.C.	SC	83-0764858
MedExpress Primary Care Virginia, P.C.	VA	82-3395792
MedExpress Primary Care West Virginia, Inc.	WV	82-4401181
MedExpress Primary Care Wisconsin, S.C.	WI	81-4563448
MedExpress Urgent Care – New Jersey, P.C.	NJ	45-5388778
MedExpress Urgent Care - Northern New Jersey PC	NJ	83-2089623
MedExpress Urgent Care Arizona, P.C.	AZ	81-4030280
MedExpress Urgent Care Arkansas, P.A.	AR	46-4348120
MedExpress Urgent Care California, P.C.	CA	82-0930142
MedExpress Urgent Care Connecticut, P.C.	CT	81-1956812
MedExpress Urgent Care Idaho, P.C.	ID	82-1135336
MedExpress Urgent Care Illinois, P.C.	IL	47-4308614
MedExpress Urgent Care Iowa, P.C.	IA	81-5353472
MedExpress Urgent Care Kansas, P.A.	KS	47-1919283
MedExpress Urgent Care Minnesota P.C.	MN	81-1125396
MedExpress Urgent Care Missouri P.C.	MO	47-3132625
MedExpress Urgent Care North Carolina, P.C.	NC	81-5138747
MedExpress Urgent Care Oregon, P.C.	OR	82-1919436
MedExpress Urgent Care Rhode Island, P.C.	RI	81-5362765
MedExpress Urgent Care South Carolina, P.C.	SC	81-5380706
MedExpress Urgent Care Texas, P.A.	TX	47-5147441
MedExpress Urgent Care Washington, P.C.	WA	82-2443118
MedExpress Urgent Care Wisconsin, S.C.	WI	81-4281678
MedExpress Urgent Care, Inc. – West Virginia	WV	26-4546400
MedExpress Urgent Care, P.C. – Georgia	GA	47-1804667
MedExpress Urgent Care, P.C. – Indiana	IN	90-0929572
MedExpress Urgent Care, P.C. – Maryland	MD	45-3461101
MedExpress Urgent Care, P.C. – Massachusetts	MA	47-1857908
MedExpress Urgent Care, P.C. – Michigan	MI	46-4793937
MedExpress Urgent Care, P.C. – Oklahoma	OK	47-1824365
MedExpress Urgent Care, P.C. – Pennsylvania	PA	26-3750502
MedExpress Urgent Care, P.C. – Tennessee	TN	45-4973138
MedExpress Urgent Care, P.C. – Virginia	VA	45-3123110

**SCHEDULE Y – INFORMATION CONCERNING ACTIVITIES OF INSURER MEMBERS OF A HOLDING COMPANY GROUP**

**PART 1 – ORGANIZATIONAL CHART**

**Physician Owned Entities**

Name	Domiciliary		Name	Domiciliary		Name	Domiciliary	
	Location	ID Number		Location	ID Number		Location	ID Number
MedExpress Urgent Care, P.S.C. - Kentucky	KY	83-1565124	Prime Community Care, Inc.	CA	30-0516440	Texas Health Flower Mound Orthopedic Surgery Center, LLC	TX	80-0866449
MedExpress, Inc. – Delaware	DE	45-5436856	ProHEALTH Accountable Care Medical Group, PLLC	NY	45-4469117	Texas Health Orthopedic Surgery Center Alliance, LLC	TX	81-4977249
Medical Clinic of North Texas PLLC	TX	75-2566987	ProHEALTH Ambulatory Surgery Center, Inc.	NY	11-3447394	Texas Health Surgery Center Alliance, LLC	TX	82-2296081
Medical Support Los Angeles, A Medical Corporation	CA	95-4708497	ProHEALTH Care Associates LLP	NY	11-3355604	Texas Health Surgery Center Bedford, LLC	TX	82-1307876
Memorial Healthcare IPA, GP	CA	95-4688463	ProHealth Physicians, P.C.	CT	06-1469068	Texas Health Surgery Center Las Colinas, LLC	TX	83-0781259
MemorialCare Surgical Center at Orange Coast, LLC	CA	26-1394069	ProHEALTH Urgent Care Medicine of New Jersey LLP	NJ	47-5661535	Texas Health Surgery Center Preston Plaza, LLC	TX	20-3991622
MemorialCare Surgical Center at Saddleback, LLC	CA	20-3678259	ProHEALTH Urgent Care Medicine, PLLC	NY	46-1883579	Texas Health Surgery Center Rockwall, LLC	TX	47-4425996
MGH/SCA, LLC	CA	38-3861395	Providence & SCA Off-Campus Holdings, LLC	DE	82-3765555	The Everett Clinic, PLLC	WA	91-0214500
MGH/SCA, LLC	CA	38-3861395	Providence & SCA On-Campus Holdings, LLC	DE	82-3270499	The Eye Surgery Center of the Carolinas, L.P.	NC	20-5562797
MHCH, Inc.	CA	80-0507474	Providence & SCA Outreach Markets Holdings, LLC	DE	83-1591205	The Polyclinic, PLLC	WA	
Midlands Orthopaedics Surgery Center, LLC	SC	20-3345412	PS Center, LLC	CA	90-0876656	The Surgery Center of Easton, L.P.	TN	72-1349755
Mississippi Surgical Center Limited Partnership	MS	62-1417391	Redlands Family Practice Medical Group, Inc.	CA	56-2627067	The Surgical Center at Tenaya, L.P.	TN	63-1184215
Mobile Medical Services, P.C.	NY	30-0445773	Redwood City Endoscopy Suite, LLC	CA	94-3323051	The Surgical Center of Connecticut, LLC	CT	06-1552689
Mobile-SC, LTD.	AL	63-0883553	Reliant Medical Group, Inc.	MA	22-2912515	Trauma Surgery Affiliates, LLC	TX	46-5482620
Monarch Health Plan, Inc.	CA	22-3935634	Riverside Electronic Healthcare Resources, Inc.	CA	20-3420379	Treasure Valley Emerald Properties, LLC	DE	46-2613170
Monarch HealthCare, A Medical Group, Inc.	CA	33-0587660	Riverside Pediatric Group, P.C.	NJ	22-3624559	Treasure Valley Hospital Limited Partnership	ID	33-0592165
Monarch Hospice, LLC	CA	30-0606451	Robert B. McBeath, M.D. II, P.C.	NV	86-0857176	Tuscaloosa Surgical Center, L.P.	AL	63-0974161
Montgomery Surgery Center Limited Partnership	MD	52-1401868	Robert B. McBeath, M.D. III, P.C.	NV	46-2662506	UnitedHealthcare of Kentucky, Ltd.	KY	62-1240316
Mosaic Management Services, Inc.	CA	20-5892451	San Diego Endoscopy Center	CA	77-0322251	UnitedHealthcare of Kentucky, Ltd.	KY	62-1240316
NAMM Medical Group Holdings, Inc.	CA	56-2627070	Sanvello Behavioral Health Services, P.A.	DE	84-1754732	Urgent Care New York, P.C.	NY	82-2400620
NAMM MGH, Inc.	CA	61-1627269	SCA-JPM Holdings, LLC	DE	83-3090526	Urology Associates of North Texas, P.L.L.C.	TX	75-2613230
North Dallas Surgical Center, LLC	DE	27-2248103	Small Business Insurance Advisors, Inc.	TX		USHEALTH Academy, Inc.	TX	
Northern Rockies Surgery Center, L.P.	TN	63-1240726	Spartanburg Surgery Center, LLC	SC	57-0953005	USHEALTH Administrators, LLC	DE	
Northridge Medical Group, Inc.	CA	95-4748023	St. Cloud Outpatient Surgery, Ltd., a Minnesota Limited Partnership	MN	75-2201400	USHEALTH Career Agency, Inc.	DE	
NPN IPA Washington, PLLC	WA	61-1855159	Surgery Center at Cherry Creek, LLC	CO	82-5164277	USHEALTH Funding, Inc.	DE	
NSC Greensboro West, LLC	DE	56-1963226	Surgery Center at St. Vincent, LLC	OR	81-3129674	USMD of Arlington GP, L.L.C.	TX	73-1662757
NYSKA, LLC	NY	46-5025690	Surgery Center of Fairfield County, LLC	DE	20-1733152	Virtual Therapeutics Corporation	DE	
OPHTHALMOLOGY SURGERY CENTER OF DALLAS, LLC	TX	26-1914835	Surgery Center of Lexington, LLC	DE	62-1179539	Waypoint Minnesota PC	MN	46-2854394
Optum Clinic, P.A.	TX	75-2778455	Surgical Caregivers of Fort Worth, LLC	TX	75-1925497	WellMed Medical Group, P.A.	TX	74-2574229
Optum Medical Services of California, P.C.	CA	30-0826311	Surgical Center of Greensboro, LLC	NC	63-1251243	WellMed Network of Florida, Inc.	TX	35-2314192
Optum Medical Services, P.C.	NC	45-3866363	Surgical Eye Experts, LLC	MA	65-1321064	WellMed Networks, Inc.	TX	74-2889447
OptumCare Florida, LLC	DE	87-0408859	Surgicare of Jackson, Ltd., a Mississippi Limited Partnership	MS	75-2162993	WellMed of Las Cruces, Inc.	TX	92-0183013
OREGON OUTPATIENT SURGERY CENTER, LLC	OR	22-3883387	Surgicare of La Veta, Ltd., a California Limited Partnership	CA	75-2507129	Wilson Creek Surgical Center, LLC	TX	27-4816583
ORTHOPEDIC SURGERY CENTER OF PALM BEACH COUNTY, LLC	FL	81-2594417	Surgicare of Minneapolis, Ltd., a Minnesota Limited Partnership	MN	41-1624905	Winter Park Surgery Center, L.P.	TN	62-1525776
Pacific Casualty Company, Inc.	HI		Surgicare of Mobile, Ltd.	AL	75-2459715	Winter Park Surgery Center, L.P.	TN	62-1525776
Park Hill Surgery Center, LLC	TX	45-1484375	SurgiCenter of San Antonio at Westover Hills, LLC	TX	82-3717201	WND Medical, PLLC	TX	45-2158334
Perimeter Center for Outpatient Surgery, L.P.	GA	58-1978405	Taidene Medical Ltd.	CAN	98-1260384	XLHome Michigan, P.C.	MI	46-3537245
Physician Partners Medical Group, Inc.	CA	30-0516435	Talbert Medical Group, P.C.	CA	93-1172065	XLHome Northeast, P.C.	NJ	45-5530241
PPH Holdings, LLC	DE	27-1454121	TeamMD Physicians, P.C.	IA	30-0445773	XLHome Oklahoma, Inc.	OK	46-2931689
Primary Care Associated Medical Group, Inc.	CA	33-0527335	Texas Health Craig Ranch Surgery Center, LLC	TX	38-3897811	XLHome, P.C.	MD	27-3543997

SCHEDULE Y – INFORMATION CONCERNING ACTIVITIES OF INSURER MEMBERS OF A HOLDING COMPANY GROUP  
PART 1 – ORGANIZATIONAL CHART

Notes

All legal entities on the Organization Chart are Corporations unless otherwise indicated.

- 1523
- (1) Entity is a Limited Liability Company
  - (2) Entity is a Partnership
  - (3) Entity is a Non-Profit Corporation
  - (4) Control of the Foundation is based on sole membership, not the ownership of voting securities
  - (5) COI Participações S.A. is 89.10289% owned by Esho – Empresa de Serviços Hospitalares S.A. and 10.8971% owned by COIPAR Participações S.A.
  - (6) Health Net Services (Cayman) PIC is a Cayman exempted company
  - (7) UnitedHealthcare India Private Limited is 99.999335% owned by OptumHealthInternational B.V. and 0.000665% owned by UnitedHealth International, Inc. OptumHealth International BV holds 100% of the issued preference shares.
  - (8) General partnership interests are held by United HealthCare Services, Inc. (89.77%) and by UnitedHealthcare, Inc. (10.23%). United HealthCare Services, Inc. also holds 100% of the limited partnership interests. When combining general and limited partner interests, United HealthCare Services, Inc. owns 94.18% and UnitedHealthcare, Inc. owns 5.83%.
  - (9) Newton Holdings, LLC, is 80.1% owned by Collaborative Care Holdings, LLC and the remaining 19.9% is owned by outside shareholders.
  - (10) WellMed Medical Management, Inc. is 85% owned by Collaborative Care Holdings, LLC and 15% owned by WMG Healthcare Partners, L.P.
  - (11) Seisa Serviços Integrados de Saúde Ltda is 99.99% owned by Amil Assistência Médica Internacional S.A. and 0.00001% owned by Cemed Care – Empresa de Atendimento Clínico Geral Ltda.
  - (12) Optum Health & Technology (India) Private Limited is 99.9995% owned by OptumHealth International B.V. and 0.0005 % owned by United Behavioral Health.
  - (13) INSPIRIS of Texas Physician Group is a Texas non-profit (taxable) whose sole member is Inspiris Services Company.
  - (14) PrimeCare of Citrus Valley, Inc. is 80% owned by PrimeCare Medical Network, Inc. and 20% owned by Citrus Valley Medical Associates, Inc.
  - (15) Optum Clinics Holdings, Inc. is 97.9% owned by Collaborative Care Holdings, LLC and 2.1% is owned by external shareholders.
  - (16) Optum Global Solutions (India) Private Limited is 99.999466 % owned by Optum Global Solutions International BV and 0.000534% UnitedHealth International, Inc. as nominee of Optum Global Solutions International BV per India requirement to have two shareholders.
  - (17) Amico Saúde Ltda. is 98.927933% owned by Santa Helena Assistência Médica S.A. and 1.072067% owned by Cemed Care – Empresa de Atendimento Clínico Geral Ltda.
  - (18) Esho – Empresa de Serviços Hospitalares S.A. is 99.667% owned by Amil Assistência Médica Internacional S.A. and the remaining 0.31798923769% is owned by external shareholders and 0.01462081847% is owned by Treasury Shares.
  - (19) Etho – Empresa de Tecnologia Hospitalar Ltda. 82.642% owned by Amil Assistência Médica Internacional S.A. and 17.358% owned by an external shareholder.
  - (20) Orthology, Inc. is 98% owned by UnitedHealth Group Ventures, LLC and 2% owned by external shareholders.
  - (21) Medalliance Net Ltda. is owned 99.999985% by Optum Health & Technology Serviços do Brasil Ltda. and 0.000015% by UHG Brasil Participações S.A.
  - (22) Branch offices in Iraq and Uganda.
  - (23) Cemed Care Empresa de Atendimento Clínico Geral Ltda. Is 99.9999996% owned by Amil Assistência Médica Internacional S.A. and 0.000004% owned by Esho – Empresa de Serviços Hospitalares S.A.
  - (24) Optum 360, LLC is 69% owned by Optum Rocket, Inc; the remaining 31% is owned by external holders.

- (25) Optum Health & Technology Serviços do Brasil Ltda. is 99.998364% owned by Optum Global Solutions International B.V. and the remaining 0.001636% is owned by OptumInsight, Inc.
- (26) Bosque Medical Center Ltda. is 82.64% owned by Amil Assistência Médica Internacional S.A. and 17.3521% owned by Esho – Empresa de Serviços Hospitalares S.A.
- (27) H&W Indemnity (SPC), Ltd. is an exempted segregated portfolio company organized under the laws of the Cayman Islands and holds a Cayman insurance license.
- (28) Real Appeal, Inc. is 98% owned by Rally Health, and the remaining 2% is owned by external shareholders.
- (29) Optum Global Solutions (Philippines), Inc. is 99.992% owned by Optum Global Solutions International B.V., and the remaining 0.008% is held by individual shareholders who are directors of the company.
- (30) Amil Clinical Research Participações Ltda. is 99.95% owned by Esho – Empresa de Serviços Hospitalares S.A. and 0.05% owned by Cemed Care – Empresa de Atendimento Clínico Geral Ltda.
- (31) Imed Star Serviços de Desempenho Organizacional Ltda. is 99.99998% owned by Optum Health & Technology Serviços do Brasil Ltda and 0.00002% owned by UHG Brasil Participações S.A.
- (32) Hospital de Clínicas de Jacarepaguá Ltda. is 99.999999% owned by Esho – Empresa de Serviços Hospitalares S.A. and 0.000001% is owned by Cemed Care – Empresa de Atendimento Clínico Geral Ltda.
- (33) Hospital Alvorada Taguatinga Ltda. is 83.87% owned by Amil Assistência Médica Internacional S.A. 8.62433% by Bosque Medical Center Ltda., and 7.49% is owned by Hospital Samaritano de São Paulo Ltda.
- (34) Registered as foreign shareholder in Brazil.
- (35) FrontierMEDEX Kenya Limited is 99.9% owned by UnitedHealthcare Global Medical (UK) Limited and 0.1% owned by UnitedHealthcare International I B.V.
- (36) UnitedHealthcare Global Canada Limited is registered in Nova Scotia and Newfoundland& Labrador.
- (37) The limited partners of UnitedHealth Group International, L.P. include FMG Holdings, LLC (29.39634%), and UnitedHealth Group Incorporated (70.60366%).
- (38) Polar II Fundo de Investimento em Participações is a Brazilian private equity investment fund incorporated in the form of a closed-end condominium.
- (39) Optum Global Solutions International B.V. is 97.48% owned by Optum Technology, Inc. and 2.52% is owned by OptumHealth International B.V.
- (40) Amil Assistência Médica Internacional S.A. is 91.81% owned by Polar II Fundo de Investimento em Participações and the remaining 8.19% is owned by the former controlling shareholders of Amil Assistência Médica Internacional S.A.
- (41) Lusiadas A.C.E. is 55% owned by Lusiadas, SGPS, S.A., 10% owned by Lusiadas – Parcerias Cascais, S.A., 20% owned by Lusiadas, S.A., 5% owned by Clínica Médico Cirúrgica de Santa Tecla, S.A. and 10% owned by CLISA – Clínica de Santo António, S.A.
- (42) TBD
- (43) Frontier Medex Tanzania Limited is 99% owned by UnitedHealthcare Global Medical (UK) Limited. The remaining 1% is owned by a former officer of Frontier MEDEX Limited and is being transferred to UnitedHealthcare International I BV.
- (44) Optum Solutions do Brasil – Tecnologia e Serviços de Suporte Ltda., is 99.9999983% owned by Optum Health & Technology Serviços do Brasil Ltda and the remaining 0.0000017% (1 quota) is owned by OptumInsight, Inc.
- (45) Multiangio Ltda. is 93% owned by Esho – Empresa de Serviços Hospitalares S.A. and the remaining 7% is owned by external shareholders.
- (46) Polo Holdco, LLC is 80.1% owned by Collaborative Care Holdings, LLC and the remaining 19.9% being owned by an outside third party.

- (47) Excellion Serviços Biomédicos Ltda is 99.999997% owned by Esho – Empresa de Serviços Hospitalares S.A. and 0.000003% is owned by Cemed Care - Empresa de Atendimento Clínico Geral Ltda.
- (48) Hospital Samaritano de São Paulo Ltda. is 99.9999998% owned by Esho – Empresa de Serviços Hospitalares S.A. and the remaining 0.0000002% is owned by Hospital Alvorada Taguatinga Ltda.
- (49) Optum360 Services, Inc. is 69% owned by Optum Rocket, Inc. and the remaining 31% is owned by external investors.
- (50) OptumInsight India Private Limited is 99% owned by ABCO International Holdings, LLC and 1% owned by The Advisory Board Company.
- (51) Branch office located in the United States.
- (52) UnitedHealthcare Insurance Company has a representative office in Beijing, China.
- (53) 4C MSO LLC, is 70% owned by Collaborative Care Holdings, LLC and 30% is owned by 5C Holdings LLC.
- (54) ProHEALTH Fitness of Lake Success, LLC is 82.62% owned by ProHEALTH Medical Management, LLC and 17.38% by an external shareholder.
- (55) Savvysherpa Asia, Inc. is 99% owned by Savvysherpa, LLC and the remaining 1% is owned by a number of individual shareholders.
- (56) Fortify Technologies Asia, LLC is 99% owned by Savvysherpa, LLC and the remaining 1% is owned by a number of individual shareholders.
- (57) Virtual Therapeutics Corporation is 67% owned by Savvysherpa, LLC and the remaining 33.4% is owned by an outside third party.
- (58) BriovaRx Infusion Services 301, LP is 99.95% owned by AxelaCare Holdings, Inc. with the remaining 0.05% interest as a limited partner being held by BriovaRx Infusion Services 305, LLC.
- (59) XLHealth Corporation holds 99.998%, UnitedHealth International, Inc. holds .002%.
- (60) Hospitais Associados de Pernambuco Ltda. is 99.99992% owned by Esho – Empresa de Serviços Hospitalares S.A. and the remaining 0.00008% is owned by Hospital Alvorada Taguatinga Ltda
- (61) Topimagem Diagnóstico por Imagem Ltda. is 99% owned by Esho – Empresa de Serviços Hospitalares S.A., and the remaining 1% interest is owned by external shareholders.
- (62) Dilab – Medicina Nuclear Ltda is 95% owned by Esho – Empresa de Serviços Hospitalares S.A. and the remaining 5% is owned by external shareholders.
- (63) WellMed Networks – DFW, Inc. is 50% owned by WellMed Networks, Inc. and 50% owned by USMD Inc. WellMed Medical Management, Inc. controls 100% of WellMed Networks - DFW.
- (64) Clinica Oftalmologica Danilo de Castro Sociedade Simples is 99.66% owned by Hospital Alvorada de Taguatinga Ltda. and the remaining 0.333333% is owned by Lotten-Eyes Oftalmologia Clinica e Cirurgica Ltda.
- (65) Lotten-Eyes Oftalmologia Clinica e Cirurgica Ltda. is 99.99% owned by Hospital Alvorada de Taguatinga Ltda. and the remaining 0.000012% is owned by Esho – Empresa de Serviços Hospitalares S.A.
- (66) CMO – Centro Médico de Oftalmologia S/S Ltda. is 99% owned by Hospital Alvorada de Taguatinga Ltda. and the remaining 1% is owned by Lotten-Eyes Oftalmologia Clinica e Cirurgica Ltda.
- (67) UHCG-FZE is registered in the Dubai Silicon Oasis free zone.
- (68) Elual Participações S.A. is 60% owned by Amil Assistência Médica Internacional S.A. and 40% by Esho – Empresa de Serviços Hospitalares S.A.
- (69) Hospital Santa Helena S.A. is 65.21% owned by Elual Participações S.A. and 33.60% owned by Esho – Empresa de Serviços Hospitalares S.A. and 1.19% is owned by external shareholder
- (70) Santa Helena Assistência Médica S.A. is 77.30% owned by Elual Participações S.A. and The remaining 22.29222% is owned by Amil Assistência Médica Internacional S.A. and 0.40649% is owned by external shareholder.
- (71) Registered branches in Australia and the UK.

SCHEDULE Y – INFORMATION CONCERNING ACTIVITIES OF INSURER MEMBERS OF A HOLDING COMPANY GROUP  
PART 1 – ORGANIZATIONAL CHART

Notes

All legal entities on the Organization Chart are Corporations unless otherwise indicated.

- (72) Hospital Ana Costa S.A. is 99.52% owned by Plano de Saúde Ana Costa Ltda., 0.375900% is owned by Hospital Alvorada de Taguatinga Ltda. and 0.104634107% is owned by external shareholders.
- (73) The remaining 42.50% is owned by multiple sources.
- (74) The remaining 0.0001% is owned by Amil Assistência Médica Internacional S.A.
- (75) The remaining 32.06% is owned by multiple sources.
- (76) Hospital Alvorada de Taguatinga Ltda. decreased its ownership in Casa de Saúde Santa Therezinha S.A. from 100% to 99.99%. The remaining 0.000001% is owned by Esho – Empresa de Serviços Hospitalares S.A.
- (77) The remaining 49% is owned by multiple sources.
- (78) The remaining 0.0005% is owned by Hospital Alvorada Taguatinga Ltda.
- (79) The remaining 37.75% is owned by multiple sources.
- (80) Registered in the Dubai Healthcare City free zone.
- (81) Hospital Alvorada Taguatinga Ltda. owns 99.99944% of Eye Clinic Oftalmologia Clínico Cirúrgica e Diagnóstico Ltda. and the remaining 0.00056% is owned by Lotten-Eyes Oftalmologia Clínica e Cirurgica Ltda.
- (82) Plano de Saúde Ana Costa Ltda. is 74.85961% owned by Amil Assistência Médica. Internacional S.A. and the remaining 25.14039% is owned by Santos Administração e Participações S.A.
- (83) OptumInsight, Inc. is registered as foreign shareholders in Brazil.
- (84) The remaining 49% is owned by multiple sources.
- (85) The remaining 28% is owned by multiple sources.
- (86) The remaining 37.26% is owned by multiple sources.
- (87) The remaining 49.59% is owned by multiple sources.
- (88) COI Clínicas Oncológicas Integradas S.A. owns 99.999997% of Instituto do Radium de Campinas Ltda. And the remaining 0.000003%) is owned by Esho – Empresa de Serviços Hospitalares S.A.
- (89) The remaining 49.28% is owned by multiple sources..
- (90) The remaining 23.55% is owned by multiple sources.
- (91) The remaining 38% is owned by multiple sources.
- (92) The remaining 1% is owned by multiple sources.
- (93) The remaining 44.97% is owned by multiple sources.
- (94) The remaining 38.80% is owned by multiple sources.
- (95) TBD
- (96) The remaining 9.51% is owned by multiple sources.
- (97) The remaining 45% is owned by multiple sources.
- (98) The remaining 49% is owned by multiple sources.
- (99) The remaining 49.15% is owned by multiple sources.
- (100) The remaining 45% is owned by multiple sources.
- (101) The remaining 30% is owned by multiple sources.
- (102) UnitedHealthcare International X S.á.r.l. holds 100% of the common shares, 403,948,524 common shares. UnitedHealthcare International III S.á.r.l. holds 100% of the preferred shares, 513,899,520 preferred shares.
- (103) The remaining 0.01% is owned by an individual shareholder.
- (104) The remaining 1% is owned by multiple sources.
- (105) The remaining 49.82% is owned by multiple sources.
- (106) The remaining 32.05% is owned by multiple sources.
- (107) The remaining 46.12% is owned by multiple sources.
- (108) The remaining 40.60% is owned by multiple sources.
- (109) The remaining 41.58% is owned by multiple sources.

- (110) The remaining 21.13% is owned by multiple sources.
- (111) The remaining 50% is owned by multiple sources.
- (112) The remaining 19.9% is owned by Nineteen.Nine Holdings, LLC.
- (113) The remaining 0.01% is owned by an individual shareholder.
- (114) The remaining 44.64% is owned by multiple sources.
- (115) The remaining 49% is owned by multiple sources.
- (116) The remaining 48.55% is owned by multiple sources.
- (117) The remaining 1% is owned by multiple sources.
- (118) The remaining 46.15% is owned by multiple sources.
- (119) The remaining 23% is owned by multiple sources.
- (120) The remaining 3% is owned by multiple sources.
- (121) TBD
- (122) The remaining 43% is owned by multiple sources.
- (123) TBD
- (124) The remaining 47.81% is owned by multiple sources.
- (125) The remaining 45% is owned by multiple sources.
- (126) The remaining 41% is owned by multiple sources.
- (127) The co-founders of Pacifica Labs, Inc. own the remaining 14.21%.
- (128) The remaining 50% is owned by multiple sources.
- (129) The remaining 41% is owned by multiple sources.
- (130) The remaining 50% is owned by multiple sources.
- (131) The remaining 40.68% is owned by multiple sources.
- (132) The remaining 51.50% is owned by multiple sources.
- (133) The remaining 49.9% is owned by multiple sources.
- (134) The remaining 13% is owned by multiple sources.
- (135) The remaining 38.28% is owned by multiple sources.
- (136) The remaining 46.48% is owned by multiple sources.
- (137) The remaining 41.20% is owned by multiple sources.
- (138) The remaining 35% is owned by multiple sources.
- (139) The remaining 48.06% is owned by multiple sources.
- (140) The remaining 46% is owned by multiple sources.
- (141) The remaining 45% is owned by multiple sources.
- (142) The remaining 43.31% is owned by multiple sources.
- (143) The remaining 49.02% is owned by multiple sources.
- (144) The remaining 47.36% is owned by multiple sources.
- (145) The remaining 37.92% is owned by multiple sources.
- (146) The remaining 27.47% is owned by multiple sources.
- (147) The remaining 45.46% is owned by multiple sources.
- (148) The remaining 41.33% is owned by multiple sources.
- (149) The remaining 27.25% is owned by multiple sources.
- (150) The remaining 49% is owned by multiple sources.
- (151) The remaining 46% is owned by multiple sources.
- (152) The remaining 26.31% is owned by multiple sources.
- (153) The remaining 26.96% is owned by multiple sources.
- (154) The remaining 40.35% is owned by multiple sources
- (155) The remaining 38.14% is owned by multiple sources.
- (156) The remaining 1% is owned by another source.
- (157) The remaining 20% is owned by an individual manager of the entity.
- (158-165) TBD
- (166) The remaining 29% is owned by multiple sources.
- (167) The remaining 49% is owned by multiple sources.
- (168) The remaining 49% is owned by multiple sources.
- (169) The remaining 50% is owned by multiple sources.
- (170) The remaining 38.62% is owned by multiple sources.
- (171) The remaining 44.21% is owned by multiple sources.

- (172) The remaining 49% is owned by multiple sources.
- (173-218) TBD
- (219) The remaining 49% is owned by multiple sources.
- (220) The remaining 50% is owned by multiple sources.
- (221) Hygeia Corporation, a Delaware corporation, acquired a 1.28978% ownership interest in FMG Holdings LLC, a Delaware limited liability company.
- (223) The remaining 40.48% is owned by multiple sources.
- (224) The remaining 49% is owned by multiple sources.
- (225) The remaining 48.7% is owned by multiple sources.
- (226) The remaining 36.13% is owned by multiple sources.
- (227) The remaining 49% is owned by multiple sources.
- (228) The remaining 49% is owned by multiple sources.
- (229) The remaining 35.75% is owned by multiple sources.
- (230) TBD
- (231) The remaining 49% is owned by multiple sources.
- (232) The remaining 46.55 is owned by multiple sources.
- (233) The remaining 49% is owned by multiple sources.
- (234) The remaining 26% is owned by multiple sources.
- (235) The remaining 29.29% is owned by multiple sources
- (236) The remaining 1.77% is owned by external shareholders.
- (237) The remaining 0.1% is owned by Inversiones Clínicas Santa María S.A.
- (238) Minority ownership is held by thid party shareholders. Corporate name is Inmobiliaria Santa María S.A.
- (239) The remaining 0.0001% is owned by Clínica Dávila y Servicios Médicos S.A.
- (240) Constructora Inmobiliaria Megapoq S.A owns 1 share.
- (241) The remaining 0.0001% is owned by Saden S.A.
- (242) Minority ownership is held by several third party shareholders.
- (243) In accordance to a capital increase executed on 2018, Clínica Santa María S.A. owns 99,9% of the shares. Minority ownership is held by Sociedad de Inversiones Santa María S.A.
- (244) The remaining 0.2569% is owned by Clínica Dávila y Servicios Médicos S.A.
- (245) The remaining 0.8238% is owned by Clínica Santa María S.A.
- (246) The remaining 0.009% is owned by Clínica Santa María S.A.
- (247) The remaining 0.10% is owned by Clínica Santa María S.A.
- (248) The remaining 50% is owned by Clínica Santa María S.A.
- (249) The remaining 1% is owned by Servicios Integrados de Salud Ltda.
- (250) The remaining 1% is owned by Servicios Integrados de Salud Ltda.
- (251) The remaining 0.1% is owned by Inmobiliaria Apoquindo 3600 Ltda.
- (252) The remaining 0.02% is owned by Saden S.A.
- (253) The remaining 0.0001% is owned by Saden S.A.
- (254) The remaining 0.159% is owned by Saden S.A.
- (255) The remaining 0.01% is owned by Saden S.A.
- (256) The remaining 0.01% is owned by Clínica Dávila y Servicios Médicos S.A.
- (257) The remaining 25.75% is owned by several third party shareholders.
- (258) The remaining 6.55% is owned by third party shareholders.
- (259) The remaining 0.1% is owned by Servicios Amed Quilpué S.A.

**SCHEDULE Y – INFORMATION CONCERNING ACTIVITIES OF INSURER MEMBERS OF A HOLDING COMPANY GROUP**  
**PART 1 – ORGANIZATIONAL CHART**

**Notes**

All legal entities on the Organization Chart are Corporations unless otherwise indicated.

- (260) The remaining 0.1% is owned by Laboratorios Médicos Amed Quilpué S.A.
- (261) The remaining 50% is owned by Gorki Osorio Vargas (25%) and Danilo Valderrama Torrealba (25%).
- (262) The remaining 0.1% is owned by Simón Sacks Link.
- (263) The remaining 15.5% is owned by third party shareholders.
- (264) The remaining 6,66% is owned by Centromed Quilpué S.A.
- (265) The remaining 0.000065% is owned by Clínica Dávila y Servicios Médicos S.A.
- (266) The remaining 0.0001% is owned by Banmédica S.A.
- (267) The remaining 1% is owned by Saden S.A.
- (268) The remaining 0.0001% is owned by Banmédica S.A.
- (269) The remaining 1% is owned by Saden S.A.
- (270) The remaining 0.0001% is owned by Banmédica S.A.
- (271) The remaining 1% is owned by Saden S.A.
- (272) Inmobiliaria Megapoq S.A owns 1 share (0,0000%)
- (273) The remaining 7.62% is owned by Banmédica Colombia S.A. (7.619%), Juan Guillermo Ruiz (0.000142%) and Servicios Legales Corporativos Ltda. (0.000142%).
- (274) No information of the minority shareholder(s) has been provided.
- (275) No information of the minority shareholder(s) has been provided.
- (276) No information of the minority shareholder(s) has been provided.
- (277) No information of the minority shareholder(s) has been provided.
- (278) The other shareholder, with the other 50% is El Pacífico-Peruano Suiza Compañía de Seguros y Reaseguros S.A., part of the Credicorp Group
- (279) No information of the minority shareholder(s) has been provided.
- (280) No information of the minority shareholder(s) has been provided.
- (281) No information of the minority shareholder(s) has been provided.
- (282) No information of the minority shareholder(s) has been provided.
- (283) No information of the minority shareholder(s) has been provided.
- (284) No information of the minority shareholder(s) has been provided.
- (285) No information of the minority shareholder(s) has been provided.
- (286) The remaining 0.0001% is owned by Clínica Dávila y Servicios Médicos S.A.
- (287) The remaining 0.00004% is owned by Saden S.A.
- (288) The remaining 0.00004% is owned by Saden S.A.
- (289) The remaining 0.0017% is owned by Saden S.A.
- (290) The remaining 0.0001% is owned by Saden S.A.
- (291) The remaining 0.08% is owned by Clínica Dávila y Servicios Médicos S.A.
- (292) The remaining 50% is owned by CDC Holdings Colombia S.A.S.
- (293) No information of the other shareholder(s) has been provided.
- (294) The remaining 0.3% is owned by Inmobiliaria Apoquindo 3001 S.A.

- (294) Inmobiliaria Megapoq S.A owns 1 share (0,0000%)
- (295) The remaining 0.0001% is owned by Saden S.A.
- (296) The remaining 0.0008% is owned by Vida Tres Internacional S.A.
- (297) The remaining 0.01% is owned by Saden S.A.
- (298) The remaining 50% is owned by CDC Holdings Colombia S.A.S.
- (299) No information of the other shareholder(s) has been provided
- (300) No information of the other shareholder(s) has been provided
- (301) Banmédica S.A. owns 9.67% and Promotora del Country S.A. (Colombia) owns 0.23%. This Patrimony has two business units (Conuntry and Hill).
- (302) The remaining 50% is owned by CDC Holdings Colombia S.A.S.
- (303) The remaining 46.55% is owned by multiple sources.
- (304) The remaining 49% is owned by multiple sources
- (305) The remaining 27.47% is owned by multiple sources
- (306) The remaining 49% is owned by multiple sources
- (307) The remaining 50% is owned by multiple sources.
- (308) The remaining 36.99% is owned by multiple sources.
- (309) The remaining 44.64% is owned by multiple sources.
- (310) The remaining 19.9% is owned by an external third party.
- (311) The remaining 42% is owned by OptumRx Health Solutions, LLC.
- (312) The remaining 45.7% is owned by multiple sources.
- (313) The remaining 18.24 is owned by multiple sources.
- (314) The remaining 41.01 is owned by multiple sources.
- (315) This entity has numerous direct and indirect subsidiaries domiciled in several different states. Certain of these entities were divested and certain others had (or have planned) name changes, internal reorganizations and/or changes in legal entity formation. Given the complicated and developing nature of this situation, additional details will be forthcoming.
- (316) The remaining 16.52% is owned by multiple sources.
- (317) The remaining 33% is owned by multiple sources.
- (318) The remaining 50% is owned by an outside third party.
- (319) The remaining 28.75% is owned by an outside third party.
- (320) The remaining 33% is owned by an outside third party.
- (321) The remaining 1% is owned by an outside third party.
- (322) The remaining 15% is owned by an outside third party.

SCHEDULE Y  
PART 1A - DETAIL OF INSURANCE HOLDING COMPANY SYSTEM

1	2	3	4	5	6	7	8	9	10	11	12	13	14	15	16
Group Code	Group Name	NAIC Company Code	ID Number	Federal RSSD	CIK	Name of Securities Exchange if Publicly Traded (U.S. or International)	Names of Parent, Subsidiaries Or Affiliates	Domi-ciliary Location	Relation-ship to Reporting Entity	Directly Controlled by (Name of Entity/Person)	Type of Control (Ownership, Board, Management, Attorney-in-Fact, Influence, Other)	If Control is Owner-ship Provide Percen-tage	Ultimate Controlling Entity(ies)/Person(s)	Is an SCA Filing Re-quired? (Y/N)	*
		.00000	98-1308130				1070715 B.C. Unlimited Liability Company	.CAN	NIA	OptumRx Group Holdings, Inc.	Ownership	100.000	UnitedHealth Group Incorporated		
		.00000	27-2624551				310 Canyon Medical, LLC	.CA	NIA	Monarch Management Services, Inc.	Ownership	100.000	UnitedHealth Group Incorporated		
		.00000	45-2402948				4C Medical Group, PLC	.AZ	NIA	Greater Phoenix Collaborative Care, P.C.	Influence	100.000	UnitedHealth Group Incorporated		.5
		.00000	84-1900997				4C MSO LLC	.DE	NIA	Collaborative Care Holdings, LLC	Ownership	.70.000	UnitedHealth Group Incorporated		.2
		.00000	35-2607738				5995 Minnetonka, LLC	.DE	NIA	UnitedHealthcare Insurance Company	Ownership	100.000	UnitedHealth Group Incorporated		
		.00000					ABCO International Holdings, LLC	.DE	NIA	The Advisory Board Company	Ownership	100.000	UnitedHealth Group Incorporated		
		.00000	74-2819189				Access Administrators, Inc.	.TX	NIA	Access HealthSource, Inc.	Ownership	100.000	UnitedHealth Group Incorporated		
		.00000	74-2943370				Access HealthSource Administrators, Inc.	.TX	NIA	Access HealthSource, Inc.	Ownership	100.000	UnitedHealth Group Incorporated		
		.00000	74-2843073				Access HealthSource, Inc.	.TX	NIA	HealthScope Benefits, Inc.	Ownership	100.000	UnitedHealth Group Incorporated		
		.00000	41-1913523				ACN Group IPA of New York, Inc.	.NY	NIA	OptumHealth Care Solutions, LLC	Ownership	100.000	UnitedHealth Group Incorporated		
		.00000	27-0015861				ACN Group of California, Inc.	.CA	IA	OptumHealth Care Solutions, LLC	Ownership	100.000	UnitedHealth Group Incorporated		
		.00000	98-1446128				Administradora Clínica La Colina S.A.S.	.COL	NIA	Banmédica Internacional SpA	Ownership	.50.000	UnitedHealth Group Incorporated		
		.00000	98-1446128				Administradora Clínica La Colina S.A.S.	.COL	NIA	CDC Holdings Colombia S.A.S.	Ownership	.50.000	UnitedHealth Group Incorporated		
		.00000	98-1446125				Administradora Country S.A.	.COL	NIA	Banmédica Internacional SpA	Ownership	.50.000	UnitedHealth Group Incorporated		
		.00000	98-1446125				Administradora Country S.A.	.COL	NIA	CDC Holdings Colombia S.A.S.	Ownership	.50.000	UnitedHealth Group Incorporated		
		.00000	98-1451601				Administradora Médica Centromed S.A.	.CHL	NIA	Vidaintegra S.A.	Ownership	.74.250	UnitedHealth Group Incorporated		.2
		.00000	20-2598653				Advanced Pharma, Inc.	.TX	NIA	Apothecary Holdings, Inc.	Ownership	100.000	UnitedHealth Group Incorporated		
		.00000	26-4093335				Advanced Surgical Hospital, LLC	.PA	NIA	SCA Southwestern PA, LLC	Ownership	.53.450	UnitedHealth Group Incorporated		.2
		.00000	74-2642393				Advantage Care Network, Inc.	.DE	NIA	Access HealthSource, Inc.	Ownership	100.000	UnitedHealth Group Incorporated		
		.00000	47-5337115				Advocate Condell Ambulatory Surgery Center, LLC	.IL	NIA	Advocate-SCA Partners, LLC	Ownership	.59.645	UnitedHealth Group Incorporated		.2
		.00000					Advocate Sherman Ambulatory Surgery Center, LLC	.IL	NIA	Advocate-SCA Partners, LLC	Ownership	100.000	UnitedHealth Group Incorporated		
		.00000	36-4437931				Advocate Southwest Ambulatory Surgery Center, LLC	.IL	NIA	Advocate-SCA Partners, LLC	Ownership	.53.450	UnitedHealth Group Incorporated		.2
		.00000	47-4012497				Advocate-SCA Partners, LLC	.DE	NIA	SCA-Illinois, LLC	Ownership	.51.000	UnitedHealth Group Incorporated		.2
		.00000					Aeromil Táxi Aéreo Ltda.	.BRA	NIA	Amil Assistência Médica Internacional S.A.	Influence	.20.000	UnitedHealth Group Incorporated		.5
		.00000	45-4171713				AHN Accountable Care Organization, LLC	.IN	NIA	American Health Network of Indiana, LLC	Ownership	100.000	UnitedHealth Group Incorporated		
		.00000	35-2109566				AHN Central Services, LLC	.IN	NIA	AHN Target Holdings, LLC	Ownership	100.000	UnitedHealth Group Incorporated		
		.00000	35-2582899				AHN Target Holdings, LLC	.DE	NIA	Collaborative Care Holdings, LLC	Ownership	.80.100	UnitedHealth Group Incorporated		.2
		.00000	92-0175856				Alaska Spine Center, LLC	.AK	NIA	Alaska Surgery Center, Limited Partnership	Influence	100.000	UnitedHealth Group Incorporated		.5
		.00000	92-0080881				Alaska Surgery Center, Inc.	.AK	NIA	SC Affiliates, LLC	Ownership	100.000	UnitedHealth Group Incorporated		
		.00000	93-0982396				Alaska Surgery Center, Limited Partnership	.AK	NIA	Alaska Surgery Center, Inc.	Influence	.37.845	UnitedHealth Group Incorporated		.5
		.00000	98-1447435				Aliansalud Entidad Promotora de Salud S.A.	.COL	IA	Banmédica S.A.	Ownership	.76.290	UnitedHealth Group Incorporated		
		.00000	98-1447435				Aliansalud Entidad Promotora de Salud S.A.	.COL	IA	Constructora e Inmobiliaria Magapoq S.A.	Ownership	.23.710	UnitedHealth Group Incorporated		
.0707	UnitedHealth Group Incorporated	.82406	35-1665915				All Savers Insurance Company	.IN	IA	Golden Rule Financial Corporation	Ownership	100.000	UnitedHealth Group Incorporated		
							All Savers Life Insurance Company of California	.CA	IA	Golden Rule Financial Corporation	Ownership	100.000	UnitedHealth Group Incorporated		
.0707	UnitedHealth Group Incorporated	.73130	35-1744596				Alliance Surgical Center, LLC	.FL	NIA	SCA-Alliance, LLC	Ownership	.51.290	UnitedHealth Group Incorporated		.2
		.00000	27-1367127				Aloha Surgical Center, LLC	.TN	NIA	Surgery Center of Maui, LLC	Ownership	.74.000	UnitedHealth Group Incorporated		.2
		.00000	63-1231942				Ambient Healthcare, Inc.	.FL	NIA	Ambient Holdings, Inc.	Ownership	100.000	UnitedHealth Group Incorporated		
		.00000	65-1095227				Ambient Holdings, Inc.	.DE	NIA	BriovaRx Infusion Services, Inc.	Ownership	100.000	UnitedHealth Group Incorporated		
		.00000	45-2161438				American Health Network of Indiana Care Organization, LLC	.IN	NIA	AHN Target Holdings, LLC	Ownership	100.000	UnitedHealth Group Incorporated		
		.00000	45-4770582				American Health Network of Indiana II, LLC	.IN	NIA	AHN Target Holdings, LLC	Ownership	100.000	UnitedHealth Group Incorporated		
.0707	UnitedHealth Group Incorporated	.52623	35-2108729				American Health Network of Indiana, LLC	.IN	IA	AHN Target Holdings, LLC	Ownership	100.000	UnitedHealth Group Incorporated		
							American Health Network of Ohio Care Organization, LLC	.OH	NIA	AHN Target Holdings, LLC	Ownership	100.000	UnitedHealth Group Incorporated		
		.00000	45-4132160				American Health Network of Ohio II, LLC	.OH	NIA	AHN Target Holdings, LLC	Ownership	100.000	UnitedHealth Group Incorporated		
		.00000	31-1424956				American Health Network of Ohio, LLC	.OH	NIA	AHN Target Holdings, LLC	Ownership	100.000	UnitedHealth Group Incorporated		
		.00000	31-1424957				AmeriChoice Corporation	.DE	UIP	UnitedHealth Group Incorporated	Ownership	100.000	UnitedHealth Group Incorporated		
		.00000	54-1743136				AmeriChoice Corporation	.DE	NIA	AmeriChoice Corporation	Ownership	100.000	UnitedHealth Group Incorporated		
		.00000	54-1743141				AmeriChoice Health Services, Inc.	.DE	NIA	AmeriChoice Corporation	Ownership	100.000	UnitedHealth Group Incorporated		

**SCHEDULE Y**  
**PART 1A - DETAIL OF INSURANCE HOLDING COMPANY SYSTEM**

1	2	3	4	5	6	7	8	9	10	11	12	13	14	15	16
Group Code	Group Name	NAIC Company Code	ID Number	Federal RSSD	CIK	Name of Securities Exchange if Publicly Traded (U.S. or International)	Names of Parent, Subsidiaries Or Affiliates	Domi-ciliary Location	Relation-ship to Reporting Entity	Directly Controlled by (Name of Entity/Person)	Type of Control (Ownership, Board, Management, Attorney-in-Fact, Influence, Other)	If Control is Owner-ship Provide Percen-tage	Ultimate Controlling Entity(ies)/Person(s)	Is an SCA Filing Re-quired? (Y/N)	*
0707	UnitedHealth Group Incorporated	95497	22-3368602				AmeriChoice of New Jersey, Inc.	NJ	IA	AmeriChoice Corporation	Ownership	100.000	UnitedHealth Group Incorporated		
		.00000	98-1108620				Amico Saúde Ltda.	BRA	NIA	Santa Helena Assistência Médica S.A.	Ownership	99.030	UnitedHealth Group Incorporated		2
		.00000	98-1108620				Amico Saúde Ltda.	BRA	NIA	Cemed Care – Empresa de Atendimento Clínico Geral Ltda.	Ownership	0.960	UnitedHealth Group Incorporated		2
		.00000					Amil Assistência Médica Internacional S.A.	BRA	IA	Polar II Fundo de Investimento em Participações Multiestratégia	Ownership	91.810	UnitedHealth Group Incorporated		2
		.00000	98-1138212				AMIL International	LUX	NIA	Anil Assistência Médica Internacional S.A.	Ownership	100.000	UnitedHealth Group Incorporated		
		.00000	98-1454564				Análisis Clínicos ML S.A.C.	PER	NIA	Pacífico S.A. Entidad Prestadora de Salud	Ownership	99.990	UnitedHealth Group Incorporated		1
		.00000	82-5124069				Anne Arundel-SCA Holdings, LLC	MD	NIA	SCA-Anne Arundel, LLC	Influence	0.333	UnitedHealth Group Incorporated		5
		.00000	82-4763728				Anne Arundel-SCA Surgicenter, LLC	MD	NIA	Anne Arundel-SCA Holdings, LLC	Influence	0.668	UnitedHealth Group Incorporated		5
		.00000	36-4210293				Antelope Valley Surgery Center, L.P.	CA	NIA	NSC Lancaster, LLC	Ownership	90.490	UnitedHealth Group Incorporated		2
		.00000	26-3913051				Apothecary Holdings, Inc.	DE	NIA	OptumRx Holdings, LLC	Ownership	100.000	UnitedHealth Group Incorporated		
		.00000	86-0960334				Apothecary Shop of Phoenix, Inc.	AZ	NIA	Apothecary Holdings, Inc.	Ownership	100.000	UnitedHealth Group Incorporated		
		.00000	14-1890491				AppleCare Hospitalists Medical Group, Inc.	CA	NIA	Physician(s) owned	Influence	0.000	UnitedHealth Group Incorporated		4
		.00000	45-2852872				AppleCare Medical ACO, LLC	CA	NIA	AppleCare Medical Group, Inc	Influence	0.000	UnitedHealth Group Incorporated		5
		.00000	33-0845269				AppleCare Medical Group St. Francis, Inc.	CA	NIA	Physician(s) owned	Influence	0.000	UnitedHealth Group Incorporated		4
		.00000	33-0898174				AppleCare Medical Group, Inc.	CA	NIA	Physician(s) owned	Influence	0.000	UnitedHealth Group Incorporated		4
		.00000	27-2068687				AppleCare Medical Management, LLC	DE	NIA	Collaborative Care Holdings, LLC	Ownership	100.000	UnitedHealth Group Incorporated		
		.00000					APS – Assistência Personalizada à Saúde Ltda.	BRA	IA	Santa Helena Assistência Médica S.A.	Ownership	99.990	UnitedHealth Group Incorporated		
		.00000					APS – Assistência Personalizada à Saúde Ltda.	BRA	IA	Anil Assistência Médica Internacional S.A.	Ownership	0.010	UnitedHealth Group Incorporated		
		.00000	98-1399975				Aquitania Chilean Holding SpA	CHL	NIA	Bordeaux UK Holdings II Limited	Ownership	100.000	UnitedHealth Group Incorporated		
		.00000	75-2285078				Arcadia Outpatient Surgery Center, L.P.	CA	NIA	Surgicenters of Southern California, Inc.	Influence	37.000	UnitedHealth Group Incorporated		5
		.00000	46-4843100				Arise Physician Group	TX	NIA	SCA Austin Holdings, LLC	Ownership	100.000	UnitedHealth Group Incorporated		
		.00000	86-0813232				Arizona Physicians IPA, Inc.	AZ	IA	UnitedHealthcare, Inc.	Ownership	100.000	UnitedHealth Group Incorporated		
		.00000	75-2055800				Arlington Surgery Center, LLC	TX	NIA	THR-SCA Holdings, LLC	Influence	52.754	UnitedHealth Group Incorporated		5
		.00000	46-1772418				ARTA Health Network, P.C.	CA	NIA	Physician(s) owned	Influence	0.000	UnitedHealth Group Incorporated		4
		.00000	33-0658815				ARTA Western California, Inc.	CA	NIA	Physician(s) owned	Influence	0.000	UnitedHealth Group Incorporated		4
		.00000	46-3907136				ASC Holdings of New Jersey, LLC	NJ	NIA	SC Affiliates, LLC	Ownership	100.000	UnitedHealth Group Incorporated		
		.00000	95-4348431				ASC Network, LLC	DE	NIA	Surgical Care Affiliates, LLC	Ownership	100.000	UnitedHealth Group Incorporated		
		.00000	20-8970704				ASC Operators, LLC	CA	NIA	Surgery Centers-West Holdings, LLC	Influence	49.000	UnitedHealth Group Incorporated		5
		.00000	90-0369702				ASI Global, LLC	TX	NIA	FrontierMEDEX, Inc.	Ownership	100.000	UnitedHealth Group Incorporated		
		.00000	04-3403101				Aspectus, Inc.	MA	NIA	Physician(s) owned	Influence	0.000	UnitedHealth Group Incorporated		4
		.00000	26-3878957				AssuranceRx, LLC	AL	NIA	Optum Pharmacy 705, LLC	Ownership	100.000	UnitedHealth Group Incorporated		
		.00000	45-4014891				Athens ASC Holdings, LLC	GA	NIA	SCA Athens, LLC	Ownership	58.420	UnitedHealth Group Incorporated		2
		.00000	47-0990056				Audax Health Solutions, LLC	DE	NIA	Rally Health, Inc.	Ownership	100.000	UnitedHealth Group Incorporated		
		.00000	58-2028767				Austin Center for Outpatient Surgery, L.P.	GA	NIA	SHC Austin, Inc.	Ownership	54.000	UnitedHealth Group Incorporated		2
		.00000	27-2869469				Avella of Austin, Inc.	AZ	NIA	Apothecary Holdings, Inc.	Ownership	100.000	UnitedHealth Group Incorporated		
		.00000	14-1971726				Avella of Columbus, Inc.	AZ	NIA	Apothecary Holdings, Inc.	Ownership	100.000	UnitedHealth Group Incorporated		
		.00000	13-4318552				Avella of Deer Valley, Inc.	AZ	NIA	Apothecary Holdings, Inc.	Ownership	100.000	UnitedHealth Group Incorporated		
		.00000	45-5239373				Avella of Denver, Inc.	AZ	NIA	Apothecary Holdings, Inc.	Ownership	100.000	UnitedHealth Group Incorporated		
		.00000	86-1044713				Avella of Gilbert, Inc.	AZ	NIA	Apothecary Holdings, Inc.	Ownership	100.000	UnitedHealth Group Incorporated		
		.00000	26-4241458				Avella of Las Vegas II, Inc.	AZ	NIA	Apothecary Holdings, Inc.	Ownership	100.000	UnitedHealth Group Incorporated		
		.00000	46-0609947				Avella of Orlando, Inc.	AZ	NIA	Apothecary Holdings, Inc.	Ownership	100.000	UnitedHealth Group Incorporated		
		.00000	26-0583808				Avella of Phoenix III, Inc.	AZ	NIA	Apothecary Holdings, Inc.	Ownership	100.000	UnitedHealth Group Incorporated		
		.00000	27-0121303				Avella of Sacramento, Inc.	CA	NIA	Apothecary Holdings, Inc.	Ownership	100.000	UnitedHealth Group Incorporated		
		.00000	86-0819588				Avella of Scottsdale, Inc.	AZ	NIA	Apothecary Holdings, Inc.	Ownership	100.000	UnitedHealth Group Incorporated		
		.00000	27-1688911				Avella of St. Louis, Inc.	AZ	NIA	Apothecary Holdings, Inc.	Ownership	100.000	UnitedHealth Group Incorporated		
		.00000	36-4435924				Avella of Tampa, LLC	FL	NIA	Apothecary Holdings, Inc.	Ownership	100.000	UnitedHealth Group Incorporated		
		.00000	20-3253658				Avella of Tucson II, Inc.	AZ	NIA	Apothecary Holdings, Inc.	Ownership	100.000	UnitedHealth Group Incorporated		
		.00000	86-1044712				Avella of Tucson, Inc.	AZ	NIA	Apothecary Holdings, Inc.	Ownership	100.000	UnitedHealth Group Incorporated		
		.00000	35-2563332				Avella Patient Access Program, Inc.	AZ	NIA	Apothecary Holdings, Inc.	Ownership	100.000	UnitedHealth Group Incorporated		



SCHEDULE Y  
PART 1A - DETAIL OF INSURANCE HOLDING COMPANY SYSTEM

1	2	3	4	5	6	7	8	9	10	11	12	13	14	15	16
Group Code	Group Name	NAIC Company Code	ID Number	Federal RSSD	CIK	Name of Securities Exchange if Publicly Traded (U.S. or International)	Names of Parent, Subsidiaries Or Affiliates	Domi-ciliary Location	Relation-ship to Reporting Entity	Directly Controlled by (Name of Entity/Person)	Type of Control (Ownership, Board, Management, Attorney-in-Fact, Influence, Other)	If Control is Owner-ship Provide Percen-tage	Ultimate Controlling Entity(ies)/Person(s)	Is an SCA Filing Re-quired? (Y/N)	*
		.00000	20-4057813				Aveta Inc.	.DE	NIA	Collaborative Care Holdings, LLC	Ownership	100.000	UnitedHealth Group Incorporated		
		.00000	30-0842394				AxelaCare Intermediate Holdings, LLC	.DE	NIA	OptumRx, Inc.	Ownership	100.000	UnitedHealth Group Incorporated		
		.00000	61-1708598				AxelaCare, LLC	.DE	NIA	AxelaCare Intermediate Holdings, LLC	Ownership	100.000	UnitedHealth Group Incorporated		
		.00000	72-1097827				B.R.A.S.S. Partnership in Commendam	.LA	NIA	Surgery Center Holding, LLC	Ownership	67.940	UnitedHealth Group Incorporated		2
		.00000	98-1462787				Banmedica Colombia SpA	.COL	NIA	Banmedica Internacional SpA	Ownership	100.000	UnitedHealth Group Incorporated		
		.00000	98-1444151				Banmedica Internacional SpA	.CHL	NIA	Banmedica S.A.	Ownership	99.000	UnitedHealth Group Incorporated		
		.00000	98-1444151				Banmedica Internacional SpA	.CHL	NIA	Saden S.A.	Ownership	1.000	UnitedHealth Group Incorporated		
		.00000	98-1444127				Banmedica S.A.	.CHL	NIA	Bordeaux Holding SpA	Ownership	98.229	UnitedHealth Group Incorporated		2
		.00000	47-2083076				Beach Surgical Holdings II LLC	.CA	NIA	SCA Surgicare of Laguna Hills, LLC	Influence	49.000	UnitedHealth Group Incorporated		5
		.00000	47-4504390				Beach Surgical Holdings III, LLC	.CA	NIA	Surgicare of La Veta, Inc.	Ownership	63.870	UnitedHealth Group Incorporated		2
		.00000	88-0267857				Behavioral Healthcare Options, Inc.	.NV	NIA	Sierra Health Services, Inc.	Ownership	100.000	UnitedHealth Group Incorporated		
		.00000	75-2196889				Belleville Surgical Center, Ltd., an Illinois Limited Partnership	.IL	NIA	Surgicare of Belleville, LLC	Ownership	61.200	UnitedHealth Group Incorporated		2
		.00000	42-1485537				Benefit Administration for the Self Employed, L.L.C.	.IA	NIA	HealthMarkets, LLC	Ownership	80.000	UnitedHealth Group Incorporated		2
		.00000	46-1134506				Benefitter Insurance Solutions, Inc.	.DE	NIA	HealthMarkets Insurance Agency, Inc.	Ownership	100.000	UnitedHealth Group Incorporated		
		.00000					Better Health Value Network, LLC	.WA	NIA	Polyclinic, PLLC	Influence	63.160	UnitedHealth Group Incorporated		5
		.00000	22-3858211				Bexar Imaging Center, LLC	.TX	NIA	WellMed Networks, Inc.	Influence	0.000	UnitedHealth Group Incorporated		5
		.00000	63-0984076				Birmingham Outpatient Surgery Center, Ltd.	.AL	NIA	Birmingham Outpatient Surgical Center, LLC	Ownership	100.000	UnitedHealth Group Incorporated		
		.00000	63-0847380				Birmingham Outpatient Surgical Center, LLC	.DE	NIA	Surgery Center Holding, LLC	Ownership	100.000	UnitedHealth Group Incorporated		
		.00000	05-0359457				Blackstone Valley Surgicare GP, LLC	.DE	NIA	Surgery Center Holding, LLC	Ownership	100.000	UnitedHealth Group Incorporated		
		.00000	62-1530122				Blue Ridge Day Surgery Center, L.P.	.TN	NIA	Blue Ridge GP, LLC	Influence	38.208	UnitedHealth Group Incorporated		5
		.00000	27-2241593				Blue Ridge GP, LLC	.NC	NIA	SCA-Blue Ridge, LLC	Ownership	100.000	UnitedHealth Group Incorporated		
		.00000	37-1945431				Blue Ridge Properties, LLC	.DE	NIA	Blue Ridge GP, LLC	Influence	0.382	UnitedHealth Group Incorporated		5
		.00000	65-0241934				Boca Raton Outpatient Surgery & Laser Center, Ltd.	.FL	NIA	Surgery Center of Boca Raton, Inc.	Influence	20.000	UnitedHealth Group Incorporated		5
		.00000	98-1396690				Bordeaux (Barbados) Holdings I, SRL	.BRB	NIA	UnitedHealth Group International Holdings I Inc.	Ownership	100.000	UnitedHealth Group Incorporated		
		.00000	98-1396559				Bordeaux (Barbados) Holdings II, SRL	.BRB	NIA	Bordeaux (Barbados) Holdings I, SRL	Ownership	100.000	UnitedHealth Group Incorporated		
		.00000	98-1403634				Bordeaux (Barbados) Holdings III, SRL	.BRB	NIA	Bordeaux (Barbados) Holdings II, SRL	Ownership	100.000	UnitedHealth Group Incorporated		
		.00000	98-1398490				Bordeaux Holding SpA	.CHL	NIA	Aquitania Chilean Holding SpA	Ownership	100.000	UnitedHealth Group Incorporated		
		.00000	82-3147824				Bordeaux International Holdings, Inc.	.DE	NIA	UnitedHealth Group Incorporated	Ownership	100.000	UnitedHealth Group Incorporated		
		.00000	98-1390574				Bordeaux UK Holdings I Limited	.GBR	NIA	Bordeaux International Holdings, Inc.	Ownership	100.000	UnitedHealth Group Incorporated		
		.00000	98-1391914				Bordeaux UK Holdings II Limited	.GBR	NIA	Bordeaux UK Holdings I Limited	Ownership	100.000	UnitedHealth Group Incorporated		
		.00000	98-1389224				Bordeaux UK Holdings III Limited	.GBR	NIA	Bordeaux UK Holdings II Limited	Ownership	100.000	UnitedHealth Group Incorporated		
		.00000	98-1112673				Bosque Medical Center Ltda.	.BRA	NIA	Amil Assistência Médica Internacional S.A.	Ownership	82.880	UnitedHealth Group Incorporated		2
		.00000	98-1112673				Bosque Medical Center Ltda.	.BRA	NIA	Esho – Empresa de Serviços Hospitalares S.A.	Ownership	17.110	UnitedHealth Group Incorporated		2
		.00000	20-2387834				Brandon Ambulatory Surgery Center, LC	.FL	NIA	SCA-Brandon, LLC	Ownership	54.540	UnitedHealth Group Incorporated		2
		.00000	90-0884047				BriovaRx Infusion Services 102, LLC	.DE	NIA	BriovaRx Infusion Services, Inc.	Ownership	100.000	UnitedHealth Group Incorporated		
		.00000	57-0861358				BriovaRx Infusion Services 200, Inc.	.SC	NIA	Ambient Healthcare, Inc.	Ownership	100.000	UnitedHealth Group Incorporated		
		.00000	55-0802777				BriovaRx Infusion Services 201, Inc.	.FL	NIA	Ambient Healthcare, Inc.	Ownership	100.000	UnitedHealth Group Incorporated		
		.00000	20-4881413				BriovaRx Infusion Services 202, Inc.	.FL	NIA	Ambient Healthcare, Inc.	Ownership	100.000	UnitedHealth Group Incorporated		
		.00000	33-1012700				BriovaRx Infusion Services 203, Inc.	.FL	NIA	Ambient Healthcare, Inc.	Ownership	100.000	UnitedHealth Group Incorporated		
		.00000	55-0802774				BriovaRx Infusion Services 204, Inc.	.FL	NIA	Ambient Healthcare, Inc.	Ownership	100.000	UnitedHealth Group Incorporated		
		.00000	26-3738273				BriovaRx Infusion Services 205, Inc.	.FL	NIA	Ambient Healthcare, Inc.	Ownership	100.000	UnitedHealth Group Incorporated		
		.00000	55-0802779				BriovaRx Infusion Services 209, Inc.	.GA	NIA	Ambient Healthcare, Inc.	Ownership	100.000	UnitedHealth Group Incorporated		
		.00000	26-2565032				BriovaRx Infusion Services 305, LLC	.DE	NIA	BriovaRx Infusion Services, Inc.	Ownership	100.000	UnitedHealth Group Incorporated		
		.00000	26-4312858				BriovaRx Infusion Services 402, LLC	.CA	NIA	SCP Specialty Infusion, LLC	Ownership	100.000	UnitedHealth Group Incorporated		
		.00000	27-3918706				BriovaRx Infusion Services, Inc.	.DE	NIA	AxelaCare, LLC	Ownership	100.000	UnitedHealth Group Incorporated		
		.00000	20-4515146				BriovaRx of California, Inc.	.CA	NIA	Salveo Specialty Pharmacy, Inc.	Ownership	100.000	UnitedHealth Group Incorporated		
		.00000	11-3647935				BriovaRx of Florida, Inc.	.DE	NIA	OptumRx PBM of Illinois, Inc.	Ownership	100.000	UnitedHealth Group Incorporated		



SCHEDULE Y  
PART 1A - DETAIL OF INSURANCE HOLDING COMPANY SYSTEM

1	2	3	4	5	6	7	8	9	10	11	12	13	14	15	16
Group Code	Group Name	NAIC Company Code	ID Number	Federal RSSD	CIK	Name of Securities Exchange if Publicly Traded (U.S. or International)	Names of Parent, Subsidiaries Or Affiliates	Domi-ciliary Location	Relation-ship to Reporting Entity	Directly Controlled by (Name of Entity/Person)	Type of Control (Ownership, Board, Management, Attorney-in-Fact, Influence, Other)	If Control is Owner-ship Provide Percen-tage	Ultimate Controlling Entity(ies)/Person(s)	Is an SCA Filing Re-quired? (Y/N)	*
		.00000	27-1930321				BriovaRx of Georgia, LLC	.AL	NIA	Optum Pharmacy 705, LLC	Ownership	100.000	UnitedHealth Group Incorporated		
		.00000	46-2790537				BriovaRx of Louisiana, L.L.C.	.LA	NIA	Optum Pharmacy 705, LLC	Ownership	100.000	UnitedHealth Group Incorporated		
		.00000	01-0516051				BriovaRx of Maine, Inc.	.ME	NIA	OptumRx PBM of Illinois, Inc.	Ownership	100.000	UnitedHealth Group Incorporated		
		.00000	27-3331130				BriovaRx of Massachusetts, LLC	.MA	NIA	OptumRx PBM of Illinois, Inc.	Ownership	100.000	UnitedHealth Group Incorporated		
		.00000	74-3103518				BriovaRx of New York, Inc.	.NY	NIA	Salveo Specialty Pharmacy, Inc.	Ownership	100.000	UnitedHealth Group Incorporated		
		.00000	20-2719823				BriovaRx of Texas, Inc.	.TX	NIA	BriovaRx of Florida, Inc.	Ownership	100.000	UnitedHealth Group Incorporated		
		.00000	82-4030553				BriovaRx Specialty, LLC	.DE	NIA	OptumRx Administrative Services, LLC	Ownership	100.000	UnitedHealth Group Incorporated		
		.00000	47-4278378				Cabin Enterprises, LLC	.DE	NIA	Cabin Holdings, LLC	Ownership	100.000	UnitedHealth Group Incorporated		
		.00000	47-4264867				Cabin Holdings, LLC	.DE	NIA	OptumHealth Holdings, LLC	Ownership	100.000	UnitedHealth Group Incorporated		
		.00000	20-1711131				California Medical Group Insurance Company, Risk Retention Group	.AZ	NIA	OptumCare Management, LLC	Ownership	67.000	UnitedHealth Group Incorporated		2
		.00000	61-1732160				California MedTrans Network IPA LLC	.CA	NIA	California MedTrans Network MSO LLC	Ownership	100.000	UnitedHealth Group Incorporated		
		.00000	36-4780748				California MedTrans Network MSO LLC	.CA	NIA	National MedTrans, LLC	Ownership	100.000	UnitedHealth Group Incorporated		
		.00000	81-0881243				California Spring Holdings, PC	.CA	NIA	Physician(s) owned	Influence	0.000	UnitedHealth Group Incorporated		4
		.00000	52-1597478				Camp Hill Ambulatory Centers	.PA	NIA	Camp Hill-SCA Centers, LLC	Influence	49.000	UnitedHealth Group Incorporated		5
		.00000	52-1597484				Camp Hill-SCA Centers, LLC	.DE	NIA	SC Affiliates, LLC	Ownership	100.000	UnitedHealth Group Incorporated		
		.00000	27-3955254				Capital City Medical Group, L.L.C.	.LA	NIA	UnitedHealthcare, Inc.	Ownership	100.000	UnitedHealth Group Incorporated		
		.00000	46-1981651				Cardio Management, Inc.	.DE	NIA	OrthoNet Holdings, Inc.	Ownership	100.000	UnitedHealth Group Incorporated		
		.00000	20-8375685				Care Improvement Plus Group Management, LLC	.MD	NIA	XLHealth Corporation	Ownership	100.000	UnitedHealth Group Incorporated		
.0707	UnitedHealth Group Incorporated	.12558	45-4976934				Care Improvement Plus of Texas Insurance Company	.TX	.IA	XLHealth Corporation	Ownership	100.000	UnitedHealth Group Incorporated		
.0707	UnitedHealth Group Incorporated	.12567	20-3888112				Care Improvement Plus South Central Insurance Company	.AR	.IA	XLHealth Corporation	Ownership	100.000	UnitedHealth Group Incorporated		
.0707	UnitedHealth Group Incorporated	.14041	27-5038136				Care Improvement Plus Wisconsin Insurance Company	.WI	.IA	XLHealth Corporation	Ownership	100.000	UnitedHealth Group Incorporated		
		.00000	98-1328471				Casa de Saúde Santa Terезinha Ltda.	.BRA	NIA	Hospital Alvorada de Taguatinga Ltda.	Ownership	99.990	UnitedHealth Group Incorporated		2
		.00000	98-1328471				Casa de Saúde Santa Terезinha Ltda.	.BRA	NIA	Esho – Empresa de Serviços Hospitalares S.A.	Ownership	0.000	UnitedHealth Group Incorporated		2
		.00000	82-5207935				Castle Rock SurgiCenter, LLC	.CO	NIA	SCA-Castle Rock, LLC	Ownership	62.080	UnitedHealth Group Incorporated		2
		.00000	20-5807941				Catalyst360, LLC	.DE	NIA	Optum Services, Inc.	Ownership	100.000	UnitedHealth Group Incorporated		
		.00000					Catamaran Finance (Ireland) Unlimited Company	.IRL	NIA	Catamaran S.á.r.l.	Ownership	100.000	UnitedHealth Group Incorporated		
		.00000					Catamaran S.á.r.l.			UnitedHealthcare International II S.á.r.l.					
		.00000	98-1069737				Catamaran S.á.r.l.	.LUX	NIA		Ownership	100.000	UnitedHealth Group Incorporated		
		.00000	82-1715584				CCEC Anesthesia Management, LLC	.TX	NIA	Corpus Christi Endoscopy Center, L.L.P.	Influence	1.000	UnitedHealth Group Incorporated		5
		.00000					CDC Holdings Colombia S.A.S.	.COL	NIA	Bordeaux UK Holdings II Limited	Ownership	100.000	UnitedHealth Group Incorporated		
		.00000	27-2533497				Cedar Park Surgery Center, LLC	.TX	NIA	SCA Cedar Park Holdings, LLC	Ownership	53.520	UnitedHealth Group Incorporated		2
		.00000					Cemed Care – Empresa de Atendimento Clínico Geral Ltda.	.BRA	NIA	Anil Assistência Médica Internacional S.A.	Ownership	99.990	UnitedHealth Group Incorporated		2
		.00000	98-1111491				Cemed Care – Empresa de Atendimento Clínico Geral Ltda.	.BRA	NIA	Esho – Empresa de Serviços Hospitalares S.A.	Ownership	0.000	UnitedHealth Group Incorporated		2
		.00000	33-0483510				Centers for Family Medicine, GP	.CA	NIA	MHIPA Physician Two Holdco	Influence	0.000	UnitedHealth Group Incorporated		5
		.00000	98-1448150				Central de Compras SpA	.CHL	NIA	Inversiones Clínicas Santa María S.A.	Ownership	100.000	UnitedHealth Group Incorporated		
		.00000	45-4131797				Central Indiana Care Organization, LLC	.IN	NIA	AHN Target Holdings, LLC	Ownership	100.000	UnitedHealth Group Incorporated		
		.00000	45-5600514				Central Ohio Care Organization, LLC	.OH	NIA	AHN Target Holdings, LLC	Ownership	100.000	UnitedHealth Group Incorporated		
		.00000	30-1080342				CentrifyHealth, LLC	.DE	NIA	UnitedHealth Group Incorporated	Ownership	100.000	UnitedHealth Group Incorporated		
		.00000					CentrifyHealth Corporation	.CAN	NIA	CentrifyHealth, LLC	Ownership	100.000	UnitedHealth Group Incorporated		
		.00000					CentrifyHealth UK Limited	.GBR	NIA	CentrifyHealth, LLC	Ownership	100.000	UnitedHealth Group Incorporated		
		.00000					Centro de Entrenamiento en Reanimación y Prevención Limitada (CERP)	.CHL	NIA	Clínica Dávila y Servicios Médicos S.A.	Ownership	99.000	UnitedHealth Group Incorporated		
		.00000					Centro de Entrenamiento en Reanimación y Prevención Limitada (CERP)	.CHL	NIA	Servicios Integrados de Salud Ltda.	Ownership	1.000	UnitedHealth Group Incorporated		
		.00000	98-1450490				Centro de Servicios Compartidos Banmédica S.A.	.CHL	NIA	Banmédica S.A.	Ownership	99.900	UnitedHealth Group Incorporated		1

SCHEDULE Y  
PART 1A - DETAIL OF INSURANCE HOLDING COMPANY SYSTEM

1	2	3	4	5	6	7	8	9	10	11	12	13	14	15	16
Group Code	Group Name	NAIC Company Code	ID Number	Federal RSSD	CIK	Name of Securities Exchange if Publicly Traded (U.S. or International)	Names of Parent, Subsidiaries Or Affiliates	Domi-ciliary Location	Relation-ship to Reporting Entity	Directly Controlled by (Name of Entity/Person)	Type of Control (Ownership, Board, Management, Attorney-in-Fact, Influence, Other)	If Control is Owner-ship Provide Percen-tage	Ultimate Controlling Entity(ies)/Person(s)	Is an SCA Filing Re-quired? (Y/N)	*
		.00000					Centro Médico Hospitalar Pitangueiras Ltda. .	.BRA	NIA	Esho – Empresa de Serviços Hospitalares S.A. .	Ownership	100.000	UnitedHealth Group Incorporated		
		.00000					Centro Médico Hospitalar Pitangueiras Ltda. .	.BRA	NIA	Hospital Alvorada de Taguatinga Ltda. .	Ownership	0.001	UnitedHealth Group Incorporated		
		.00000	98-1457197				Centro Médico Odontológico Americano S.A.C. .	.PER	NIA	Pacifico S.A. Entidad Prestadora de Salud .	Ownership	80.000	UnitedHealth Group Incorporated		1
		.00000	98-1451635				Centromed Quilpué S.A. .	.CHL	NIA	Administradora Médica Centromed S.A. .	Ownership	93.450	UnitedHealth Group Incorporated		2
		.00000					Centros Médicos y Dentales Multimed Ltda. .	.CHL	NIA	Onesa S.A. .	Ownership	99.990	UnitedHealth Group Incorporated		
		.00000					Centros Médicos y Dentales Multimed Ltda. .	.CHL	NIA	Clínica Dávila y Servicios Médicos S.A. .	Ownership	0.010	UnitedHealth Group Incorporated		
		.00000	46-1454664				Channel Islands Surgicenter Properties, LLC .	.DE	NIA	SCA Holding Company, Inc. .	Ownership	62.743	UnitedHealth Group Incorporated		2
		.00000					Charleston Surgery Center Limited Partnership .	.SC	NIA	SCA-Charleston, LLC .	Influence	20.343	UnitedHealth Group Incorporated		5
		.00000	58-1709761				Charleston Surgery Properties, LLC .	.DE	NIA	SCA-Charleston, LLC .	Ownership	50.850	UnitedHealth Group Incorporated		2
		.00000	82-3973199				Charlotte Surgery Center, LLC .	.NC	NIA	Charlotte-SC, LLC .	Influence	21.780	UnitedHealth Group Incorporated		5
		.00000	62-1262567				Charlotte-SC, LLC .	.DE	NIA	SC Affiliates, LLC .	Ownership	100.000	UnitedHealth Group Incorporated		
		.00000	26-2389638				Childrens Surgery Center, LLC .	.FL	NIA	SCA-Central Florida, LLC .	Ownership	52.202	UnitedHealth Group Incorporated		2
		.00000	98-1093539				ChinaGate (Hong Kong) Limited .	.CHN	NIA	Optum, Inc. .	Ownership	100.000	UnitedHealth Group Incorporated		
		.00000	62-1510209				Citrus Regional Surgery Center, L.P. .	.TN	NIA	SCA-Citrus, Inc. .	Ownership	57.000	UnitedHealth Group Incorporated		2
		.00000	20-3742012				Cleburne Surgical Center, LLC .	.TX	NIA	THR-SCA Holdings, LLC .	Influence	51.000	UnitedHealth Group Incorporated		5
		.00000	98-1459640				Clínica Alameda S.A. .	.CHL	NIA	Vidaintegra S.A. .	Ownership	99.841	UnitedHealth Group Incorporated		
		.00000	98-1459640				Clínica Alameda S.A. .	.CHL	NIA	Saden S.A. .	Ownership	0.159	UnitedHealth Group Incorporated		
		.00000	98-1443171				Clínica Bio Bio S.A. .	.CHL	NIA	Inversiones Clínicas Santa María S.A. .	Ownership	100.000	UnitedHealth Group Incorporated		
		.00000	98-1442191				Clínica Ciudad del Mar S.A. .	.CHL	NIA	Inversiones Clínicas Santa María S.A. .	Ownership	100.000	UnitedHealth Group Incorporated		
		.00000	98-1446132				Clínica Dávila y Servicios Médicos S.A. .	.CHL	NIA	Banmedica S.A. .	Ownership	99.991	UnitedHealth Group Incorporated		
		.00000	98-1446132				Clínica Dávila y Servicios Médicos S.A. .	.CHL	NIA	Clínica Santa María S.A. .	Ownership	0.009	UnitedHealth Group Incorporated		
		.00000					Clínica del Country S.A. .	.COL	NIA	Banmedica Internacional SpA .	Ownership	50.000	UnitedHealth Group Incorporated		
		.00000					Clínica del Country S.A. .	.COL	NIA	CDC Holdings Colombia S.A.S. .	Ownership	50.000	UnitedHealth Group Incorporated		
		.00000	98-1350667				Clínica Médico Cirúrgica de Santa Tecla, S.A. .	.PRT	NIA	Lusiadas, SGPS, S.A. .	Ownership	100.000	UnitedHealth Group Incorporated		
		.00000					Clínica San Borja (La Esperanza del Perú S.A.) .	.PER	NIA	Pacifico S.A. Entidad Prestadora de Salud .	Ownership	99.990	UnitedHealth Group Incorporated		1
		.00000	98-1462343				Clínica San Felipe S.A. .	.PER	NIA	Pacifico S.A. Entidad Prestadora de Salud .	Ownership	93.740	UnitedHealth Group Incorporated		1
		.00000	98-1455936				Clínica Sánchez Ferrer S.A. .	.PER	NIA	Pacifico S.A. Entidad Prestadora de Salud .	Ownership	99.990	UnitedHealth Group Incorporated		1
		.00000	98-1442754				Clínica Santa María S.A. .	.CHL	NIA	Banmedica S.A. .	Ownership	99.433	UnitedHealth Group Incorporated		2
		.00000	98-1442745				Clínica Vespucio S.A. .	.CHL	NIA	Inversiones Clínicas Santa María S.A. .	Ownership	100.000	UnitedHealth Group Incorporated		
		.00000	46-2879718				Clinical Partners of Colorado Springs, LLC .	.CO	NIA	OptumCare Colorado, LLC .	Ownership	50.000	UnitedHealth Group Incorporated		2
		.00000	20-2236024				Clinton Partners, LLC .	.MI	NIA	HFHS-SCA Holdings, LLC .	Influence	52.700	UnitedHealth Group Incorporated		5
		.00000	98-1350671				CLISA – Clínica de Santo António, S.A. .	.PRT	NIA	Lusiadas, SGPS, S.A. .	Ownership	100.000	UnitedHealth Group Incorporated		
		.00000	98-1337968				CMO – Centro Médico de Oftalmologia S/S Ltda. .	.BRA	NIA	Hospital Alvorada de Taguatinga Ltda. .	Ownership	99.000	UnitedHealth Group Incorporated		
		.00000	98-1337968				CMO – Centro Médico de Oftalmologia S/S Ltda. .	.BRA	NIA	Lotten-Eyes Oftalmologia Clinica e Cirurgica Ltda. .	Ownership	1.000	UnitedHealth Group Incorporated		
		.00000	98-1277015				CMS – Central de Manipulação e Serviços Farmacêuticos S.A. .	.BRA	NIA	COI – Clínicas Oncológicas Integradas S.A. .	Ownership	100.000	UnitedHealth Group Incorporated		
		.00000	71-0873411				CNIC Health Solutions, Inc. .	.CO	NIA	Rocky Mountain Health Maintenance Organization, Incorporated .	Ownership	100.000	UnitedHealth Group Incorporated		
		.00000	56-2674371				Coachella Valley Physicians of PrimeCare, Inc. .	.CA	NIA	PrimeCare of Riverside, Inc. .	Ownership	100.000	UnitedHealth Group Incorporated		
		.00000	27-1193028				Coalition for Advanced Pharmacy Services, Inc. .	.DE	NIA	OptumRx Health Solutions, LLC .	Ownership	93.266	UnitedHealth Group Incorporated		
		.00000	27-1193028				Coalition for Advanced Pharmacy Services, Inc. .	.DE	NIA	OptumRx PBM of Maryland, LLC .	Ownership	5.341	UnitedHealth Group Incorporated		
		.00000	27-1193028				Coalition for Advanced Pharmacy Services, Inc. .	.DE	NIA	Optum Hospice Pharmacy Services, LLC .	Ownership	1.277	UnitedHealth Group Incorporated		
		.00000	27-1193028				Coalition for Advanced Pharmacy Services, Inc. .	.DE	NIA	OptumRx Home Delivery of Ohio, LLC .	Ownership	0.116	UnitedHealth Group Incorporated		

**SCHEDULE Y**  
**PART 1A - DETAIL OF INSURANCE HOLDING COMPANY SYSTEM**

1	2	3	4	5	6	7	8	9	10	11	12	13	14	15	16
Group Code	Group Name	NAIC Company Code	ID Number	Federal RSSD	CIK	Name of Securities Exchange if Publicly Traded (U.S. or International)	Names of Parent, Subsidiaries Or Affiliates	Domi-ciliary Location	Relation-ship to Reporting Entity	Directly Controlled by (Name of Entity/Person)	Type of Control (Ownership, Board, Management, Attorney-in-Fact, Influence, Other)	If Control is Owner-ship Provide Percen-tage	Ultimate Controlling Entity(ies)/Person(s)	Is an SCA Filing Re-quired? (Y/N)	*
		.00000	33-0714414				Coastal Physicians Management, Inc.	.CA	NIA	OptumCare Management, LLC	Ownership	100.000	UnitedHealth Group Incorporated		
		.00000	98-1276040				COI – Clínicas Oncológicas Integradas S.A.	.BRA	NIA	COI Participações S.A.	Influence	100.000	UnitedHealth Group Incorporated		.5
		.00000	27-2337616				Collaborative Care Holdings, LLC	.DE	NIA	OptumHealth Holdings, LLC	Ownership	100.000	UnitedHealth Group Incorporated		
		.00000	27-2337487				Collaborative Care Services, Inc.	.DE	NIA	Collaborative Care Holdings, LLC	Ownership	100.000	UnitedHealth Group Incorporated		
		.00000	45-2614005				Collaborative Realty, LLC	.NY	NIA	Collaborative Care Holdings, LLC	Ownership	100.000	UnitedHealth Group Incorporated		
		.00000					Colmedica Medicina Prepagada	.COL	NIA	Banmedica S.A.	Ownership	76.270	UnitedHealth Group Incorporated		
		.00000					Colmedica Medicina Prepagada	.COL	NIA	Constructora e Inmobiliaria Magapoq S.A.	Ownership	23.730	UnitedHealth Group Incorporated		
		.00000	83-1529015				Colonial Outpatient Surgery Center, LLC	.FL	NIA	SCA-Colonial Partners, LLC	Influence	0.530	UnitedHealth Group Incorporated		.5
							Colorado Innovative Physician Solutions, Inc.								
		.00000	37-1636677					.CO	NIA	OptumCare Colorado, LLC	Ownership	100.000	UnitedHealth Group Incorporated		
		.00000	84-1160450				Colorado Springs Surgery Center, Ltd.	.CO	NIA	SCA-Colorado Springs, LLC	Ownership	95.000	UnitedHealth Group Incorporated		.2
		.00000	11-3647007				Comfort Care Transportation, LLC	.TX	NIA	WellMed Medical Management, Inc.	Ownership	100.000	UnitedHealth Group Incorporated		
							Connecticut Surgery Center, Limited Partnership	.CT	NIA	Connecticut Surgical Center, LLC	Ownership	51.000	UnitedHealth Group Incorporated		.2
		.00000	06-1592173				Connecticut Surgery Properties, LLC	.DE	NIA	Connecticut Surgical Center, LLC	Ownership	100.000	UnitedHealth Group Incorporated		
		.00000	26-1313646				Connecticut Surgical Center, LLC	.DE	NIA	Surgical Care Affiliates, LLC	Ownership	82.250	UnitedHealth Group Incorporated		.2
		.00000	06-1156342				Constructora e Inmobiliaria Magapoq S.A.	.CHL	NIA	Banmedica S.A.	Ownership	99.900	UnitedHealth Group Incorporated		
		.00000	98-1448720				Constructora e Inmobiliaria Magapoq S.A.	.CHL	NIA	Inmobiliaria Apoquindo 3600 Ltda.	Ownership	0.100	UnitedHealth Group Incorporated		
		.00000	98-1448720				Consumer Wellness Solutions, Inc.	.DE	NIA	Optum Services, Inc.	Ownership	100.000	UnitedHealth Group Incorporated		
		.00000	20-0231080				Corpus Christi Endoscopy Center, L.L.P.	.TX	NIA	SCA Pacific Holdings, Inc.	Influence	18.500	UnitedHealth Group Incorporated		.5
		.00000	20-2595593				Country Scan Ltda.	.COL	NIA	Patrimonio Autónomo Nueva Clínica – PANC.	Ownership	51.800	UnitedHealth Group Incorporated		.2
		.00000	26-0080565				Cypress Care, Inc.	.DE	NIA	Healthcare Solutions, Inc.	Ownership	100.000	UnitedHealth Group Incorporated		
		.00000	63-1263704				Danbury Surgical Center, L.P.	.GA	NIA	SCA Danbury Surgical Center, LLC	Ownership	50.419	UnitedHealth Group Incorporated		.2
		.00000	81-5101448				David Moen, M.D. P.C.	.NY	NIA	Orthology, Inc.	Influence	0.000	UnitedHealth Group Incorporated		.5
		.00000	45-2380022				David R. Ferrell, M.D., P.C.	.NV	NIA	Physician(s) owned	Influence	0.000	UnitedHealth Group Incorporated		.4
		.00000	11-2811353				Day-OP Center Of Long Island Inc.	.NY	NIA	Physician(s) owned	Influence	0.000	UnitedHealth Group Incorporated		.4
		.00000					Day-Op Surgery Consulting Company, LLC	.DE	NIA	ProHEALTH Medical Management, LLC	Ownership	100.000	UnitedHealth Group Incorporated		
		.00000	52-1811176				DBP Services of New York IPA, Inc.	.NY	NIA	Dental Benefit Providers, Inc.	Ownership	100.000	UnitedHealth Group Incorporated		
							Dental Benefit Providers of California, Inc.								
		.00000	52-1452809					.CA	.IA	Dental Benefit Providers, Inc.	Ownership	100.000	UnitedHealth Group Incorporated		
.0707	UnitedHealth Group Incorporated	.52053	36-4008355				Dental Benefit Providers of Illinois, Inc.	.IL	.IA	Dental Benefit Providers, Inc.	Ownership	100.000	UnitedHealth Group Incorporated		
		.00000	41-2014834				Dental Benefit Providers, Inc.	.DE	NIA	United HealthCare Services, Inc.	Ownership	100.000	UnitedHealth Group Incorporated		
		.00000					Denton Endoscopy Surgery Center, LLC	.TX	NIA	THR-SCA Holdings, LLC	Influence	0.000	UnitedHealth Group Incorporated		.5
		.00000	47-0926556				Denton Surgery Center, LLC	.TX	NIA	THR-SCA Holdings, LLC	Influence	53.600	UnitedHealth Group Incorporated		.5
		.00000	82-1436601				Derry Surgical Center, LLC	.NH	NIA	SCA-Derry, LLC	Ownership	71.000	UnitedHealth Group Incorporated		.2
		.00000	98-1460401				Diagnóstico Ecotomográfico Centromed Ltda.	.CHL	NIA	Administradora Médica Centromed S.A.	Ownership	50.000	UnitedHealth Group Incorporated		.2
		.00000	98-1460347				Dianóstico por Imágenes Centromed Ltda.	.CHL	NIA	Administradora Médica Centromed S.A.	Ownership	93.340	UnitedHealth Group Incorporated		
		.00000	98-1460347				Dianóstico por Imágenes Centromed Ltda.	.CHL	NIA	Centromed Quipué S.A.	Ownership	6.660	UnitedHealth Group Incorporated		
		.00000	33-0292435				Digestive Disease Center, L.P.	.CA	NIA	Beach Surgical Holdings LLC	Influence	51.000	UnitedHealth Group Incorporated		.5
										Esho – Empresa de Serviços Hospitalares S.A.	Ownership	95.000	UnitedHealth Group Incorporated		.2
		.00000	98-1285762				Dilab Medicina Nuclear Ltda.	.BRA	NIA	OptumHealth Holdings, LLC	Ownership	100.000	UnitedHealth Group Incorporated		
		.00000	30-0238641				Distance Learning Network, Inc.	.DE	NIA	Pacifico S.A. Entidad Prestadora de Salud	Ownership	99.900	UnitedHealth Group Incorporated		.1
		.00000					Doctor + S.A.C.	.PER	NIA	SCA-DRY CREEK, LLC	Ownership	55.000	UnitedHealth Group Incorporated		.2
		.00000	82-5264853				Dry Creek Surgery Center, LLC	.CO	NIA	SCA-DTC Holdings, LLC	Ownership	55.000	UnitedHealth Group Incorporated		.2
		.00000	82-5181311				DTC Surgery Center, LLC	.OH	NIA	SCA-Dublin, LLC	Ownership	58.800	UnitedHealth Group Incorporated		.2
		.00000	27-2103713				Dublin Surgery Center, LLC	.OH	NIA	UnitedHealthcare Insurance Company	Ownership	100.000	UnitedHealth Group Incorporated		
		.00000					Duncan Printing Services, LLC	.SC	NIA	Physician(s) owned	Influence	0.000	UnitedHealth Group Incorporated		.4
		.00000	04-3106404				Durable Medical Equipment, Inc.	.MA	NIA	MedExpress Development, LLC	Ownership	100.000	UnitedHealth Group Incorporated		
		.00000	59-3625966				DWIC of Tampa Bay, Inc.	.FL	NIA	West Coast Endoscopy Holdings, LLC	Ownership	51.000	UnitedHealth Group Incorporated		.2
		.00000	59-3705426				E Street Endoscopy, LLC	.FL	NIA	Specialty Benefits, LLC	Ownership	0.002	UnitedHealth Group Incorporated		.2
		.00000	95-4660712				Ear Professionals International Corporation	.DE	NIA	ASC Holdings of New Jersey, LLC	Ownership	51.000	UnitedHealth Group Incorporated		.2
		.00000	02-0593133				East Brunswick Surgery Center, LLC	.NJ	NIA	Surgical Care Affiliates, LLC	Ownership	100.000	UnitedHealth Group Incorporated		
		.00000	71-0923682				eCode Solutions, LLC	.DE	NIA	OptumInsight, Inc.	Ownership	100.000	UnitedHealth Group Incorporated		
		.00000	84-1162764				Electronic Network Systems, Inc.	.DE	NIA						

SCHEDULE Y  
PART 1A - DETAIL OF INSURANCE HOLDING COMPANY SYSTEM

1	2	3	4	5	6	7	8	9	10	11	12	13	14	15	16
Group Code	Group Name	NAIC Company Code	ID Number	Federal RSSD	CIK	Name of Securities Exchange if Publicly Traded (U.S. or International)	Names of Parent, Subsidiaries Or Affiliates	Domi-ciliary Location	Relation-ship to Reporting Entity	Directly Controlled by (Name of Entity/Person)	Type of Control (Ownership, Board, Management, Attorney-in-Fact, Influence, Other)	If Control is Owner-ship Provide Percen-tage	Ultimate Controlling Entity(ies)/Person(s)	Is an SCA Filing Re-quired? (Y/N)	*
0707	UnitedHealth Group Incorporated	00000	98-1339173				Elual Participações S.A.	BRA	NIA	Anil Assistência Médica Internacional S.A.	Ownership	60.000	UnitedHealth Group Incorporated		
		00000	98-1339173				Elual Participações S.A.	BRA	NIA	Esho – Empresa de Serviços Hospitalares S.A.	Ownership	40.000	UnitedHealth Group Incorporated		
		00000	33-0181426				Empire Physician Management Company, LLC	CA	NIA	North American Medical Management California, Inc.	Ownership	100.000	UnitedHealth Group Incorporated		
		00000	33-0181426				Empire Physicians' Medical Group, Inc.	CA	NIA	NAMM Medical Group Holdings, Inc.	Influence	100.000	UnitedHealth Group Incorporated		5
		00000	26-4682368				Employers' Health Choice PPO, Inc.	AR	NIA	HealthScope Benefits, Inc.	Ownership	50.000	UnitedHealth Group Incorporated		2
		00000					Empremédica S. A.	PER	NIA	Banmedica S.A.	Ownership	99.990	UnitedHealth Group Incorporated		1
		00000	47-3495605				Endoscopy Center Affiliates, Inc.	DE	NIA	National Surgery Centers, LLC	Ownership	100.000	UnitedHealth Group Incorporated		
		89087	75-1617708				Enterprise Life Insurance Company	TX	IA	Freedom Life Insurance Company of America	Ownership	100.000	UnitedHealth Group Incorporated		
		00000					EP Campus I, LLC	DE	NIA	UnitedHealthcare Insurance Company	Ownership	100.000	UnitedHealth Group Incorporated		
		00000	81-0730733				Equian Buyer Corp.	DE	NIA	Equian Intermediate Corp.	Ownership	100.000	UnitedHealth Group Incorporated		
		00000	81-0730794				Equian Intermediate Corp.	DE	NIA	Equian Parent Corp.	Ownership	100.000	UnitedHealth Group Incorporated		
		00000	81-0732646				Equian Parent Corp.	DE	NIA	OptumInsight, Inc.	Ownership	100.000	UnitedHealth Group Incorporated		
		00000	27-0083277				Equian, LLC	IN	NIA	Equian Buyer Corp.	Ownership	100.000	UnitedHealth Group Incorporated		
		00000					Esho – Empresa de Serviços Hospitalares S.A.	BRA	NIA	Anil Assistência Médica Internacional S.A.	Ownership	99.667	UnitedHealth Group Incorporated		2
		00000					Etho – Empresa de Tecnologia Hospitalar Ltda.	BRA	NIA	Anil Assistência Médica Internacional S.A.	Ownership	90.060	UnitedHealth Group Incorporated		2
		00000	98-1122399				Evercare Collaborative Solutions, Inc.	DE	NIA	Ovations, Inc.	Ownership	100.000	UnitedHealth Group Incorporated		
		00000	86-0964571				Everett MSO, Inc.	WA	NIA	OptumCare Holdings, LLC	Ownership	100.000	UnitedHealth Group Incorporated		
		00000	81-1070402				Everett Physicians, Inc. P.S.	WA	NIA	Physician(s) owned	Influence	0.000	UnitedHealth Group Incorporated		4
		00000	81-1625636							Esho – Empresa de Serviços Hospitalares S.A.	Ownership	99.690	UnitedHealth Group Incorporated		2
		00000	98-1111239				Excellion Serviços Biomédicos Ltda.	BRA	NIA	HealthMarkets Insurance Agency, Inc.	Ownership	100.000	UnitedHealth Group Incorporated		
		00000	20-0087132				Excelsior Insurance Brokerage, Inc.	DE	NIA	OptumInsight, Inc.	Ownership	100.000	UnitedHealth Group Incorporated		
		00000	11-3669765				Executive Health Resources, Inc.	PA	NIA	SCA-Houston Executive, LLC	Ownership	53.850	UnitedHealth Group Incorporated		2
		00000	30-0701899				Executive Surgery Center, LLC	TX	NIA	UnitedHealthcare Global Medical (UK) Limited	Ownership	100.000	UnitedHealth Group Incorporated		
		00000	98-1259260				Exploration for Mine Clearance LLC	JRO	NIA	Hospital Alvorada de Taguatinga Ltda.	Ownership	99.990	UnitedHealth Group Incorporated		
		00000					Eye Clinic Oftalmologia Clínico Cirúrgica e Diagnóstico Ltda.	BRA	NIA	Lotten-Eyes Oftalmologia Clínica e Cirurgica Ltda.	Ownership	0.010	UnitedHealth Group Incorporated		
		00000					Eye Clinic Oftalmologia Clínico Cirúrgica e Diagnóstico Ltda.	BRA	NIA	Sierra Health Services, Inc.	Ownership	100.000	UnitedHealth Group Incorporated		
		00000	88-0223385				Family Health Care Services	NV	NIA	Sierra Health Services, Inc.	Ownership	100.000	UnitedHealth Group Incorporated		
		00000	88-0257036				Family Home Hospice, Inc.	NV	NIA	Polyclinic, PLLC	Influence	55.000	UnitedHealth Group Incorporated		5
		00000					First Hill Surgery Center, LLC	IA	NIA	SCA-Florence, LLC	Influence	30.000	UnitedHealth Group Incorporated		5
		00000	62-1551098				Florence Surgery Center, L.P.	TN	NIA	Florida MedTrans Network MSO LLC	Ownership	100.000	UnitedHealth Group Incorporated		
		00000	32-0432993				Florida MedTrans Network LLC	FL	NIA	Metropolitan Medical Transportation IPA, LLC	Ownership	100.000	UnitedHealth Group Incorporated		
		00000	36-4778512				Florida MedTrans Network MSO LLC	FL	NIA	UnitedHealth Group Incorporated	Ownership	98.710	UnitedHealth Group Incorporated		
		00000	35-2456267				FMG Holdings, LLC	DE	NIA	Hygeia Corporation	Ownership	1.290	UnitedHealth Group Incorporated		
		00000	35-2456267				FMG Holdings, LLC	DE	NIA	For Health, Inc.	Ownership	100.000	UnitedHealth Group Incorporated		
		00000	86-0908902				For Health of Arizona, Inc.	AZ	NIA	Inspiris, Inc.	Ownership	100.000	UnitedHealth Group Incorporated		
		00000	33-0766617				For Health, Inc.	DE	NIA	THR-SCA Holdings, LLC	Influence	51.000	UnitedHealth Group Incorporated		5
		00000	77-0368346				Fort Worth Endoscopy Centers, LLC	TX	NIA	Equian Buyer Corp.	Ownership	100.000	UnitedHealth Group Incorporated		
		00000	86-0901608				Fortified Provider Network, Inc	AZ	NIA	Savvysherpa, LLC	Ownership	100.000	UnitedHealth Group Incorporated		
		00000	27-0695411				Fortify Technologies, LLC	IN	NIA	USHEALTH Group, Inc.	Influence	100.000	UnitedHealth Group Incorporated		5
		00000					Foundation Financial Services, Inc.	NV	NIA	SCA-Franklin, LLC	Ownership	52.640	UnitedHealth Group Incorporated		2
		00000	20-3412606				Franklin Surgical Center, LLC	NJ	NIA	SCA-Freeway Holdings, LLC	Ownership	59.320	UnitedHealth Group Incorporated		2
		00000	82-3453993				Freeway Surgicenter of Houston, LLC	TX	NIA	UnitedHealthcare Global Medical (UK) Limited	Ownership	99.000	UnitedHealth Group Incorporated		2
		00000	98-1172769				Frontier Medex Tanzania Limited	TZA	NIA	FMG Holdings, LLC	Ownership	100.000	UnitedHealth Group Incorporated		
		00000	68-0679514				FrontierMEDEX (RMS), Inc.	DE	NIA						

SCHEDULE Y  
PART 1A - DETAIL OF INSURANCE HOLDING COMPANY SYSTEM

1	2	3	4	5	6	7	8	9	10	11	12	13	14	15	16
Group Code	Group Name	NAIC Company Code	ID Number	Federal RSSD	CIK	Name of Securities Exchange if Publicly Traded (U.S. or International)	Names of Parent, Subsidiaries Or Affiliates	Domi-ciliary Location	Relation-ship to Reporting Entity	Directly Controlled by (Name of Entity/Person)	Type of Control (Ownership, Board, Management, Attorney-in-Fact, Influence, Other)	If Control is Owner-ship Provide Percen-tage	Ultimate Controlling Entity(ies)/Person(s)	Is an SCA Filing Re-quired? (Y/N)	*
		.00000	45-5339512				FrontierMEDEX Government Services, LLC	.DE	NIA	FMG Holdings, LLC	Ownership	100.000	UnitedHealth Group Incorporated		
		.00000	98-1147103				FrontierMEDEX Kenya Limited	.KEN	NIA	UnitedHealthcare Global Medical (UK) Limited	Ownership	99.900	UnitedHealth Group Incorporated		
		.00000	98-1147103				FrontierMEDEX Kenya Limited	.KEN	NIA	UnitedHealthcare International I B.V. UnitedHealthcare Global Medical (UK) Limited	Ownership	0.100	UnitedHealth Group Incorporated		
		.00000	98-1101521				FrontierMEDEX Limited	.IRO	NIA	FMG Holdings, LLC	Ownership	100.000	UnitedHealth Group Incorporated		
		.00000	33-1219808				FrontierMEDEX US, Inc.	.DE	NIA	FrontierMEDEX US, Inc.	Ownership	100.000	UnitedHealth Group Incorporated		
		.00000	52-2230470				Fundación Bannédica	.CHL	NIA	Bannédica S.A.	Ownership	100.000	UnitedHealth Group Incorporated		
		.00000	63-0833765				Gadsden Surgery Center, LLC	.DE	NIA	SC Affiliates, LLC	Ownership	100.000	UnitedHealth Group Incorporated		
		.00000	62-1488653				Gadsden Surgery Center, Ltd.	.AL	NIA	Gadsden Surgery Center, LLC	Ownership	58.500	UnitedHealth Group Incorporated		2
		.00000	62-1600268				Gainesville Surgery Center, L.P.	.TN	NIA	SCA-Northeast Georgia Health, LLC	Ownership	87.000	UnitedHealth Group Incorporated		2
		.00000					Gainesville Surgery Properties, LLC	.DE	NIA	Gainesville Surgery Center, L.P.	Ownership	100.000	UnitedHealth Group Incorporated		
		.00000	27-0556097				Genoa Healthcare LLC	.PA	NIA	Specialized Pharmaceuticals, Inc.	Ownership	100.000	UnitedHealth Group Incorporated		
		.00000	47-3851949				Genoa Healthcare, Inc.	.DE	NIA	OptumRx Holdings, LLC	Ownership	100.000	UnitedHealth Group Incorporated		
		.00000	20-5009764				Genoa of Arkansas, LLC	.AR	NIA	Genoa Healthcare LLC	Ownership	100.000	UnitedHealth Group Incorporated		
		.00000					Genoa Technology (Canada) Inc.	.CAN	NIA	Genoa Technology, Inc.	Ownership	100.000	UnitedHealth Group Incorporated		
		.00000	38-4034308				Genoa Technology, Inc.	.DE	NIA	Genoa Healthcare LLC	Ownership	100.000	UnitedHealth Group Incorporated		
		.00000	45-3010132				Genoa Telepsychiatry, Inc.	.DE	NIA	Genoa Healthcare LLC	Ownership	100.000	UnitedHealth Group Incorporated		
		.00000	81-4703295				Genoa, QoL Wholesale, LLC	.DE	NIA	Genoa Healthcare LLC	Ownership	100.000	UnitedHealth Group Incorporated		
		.00000	37-0920164				gethealthinsurance.com Agency Inc.	.IN	NIA	Golden Rule Financial Corporation	Ownership	100.000	UnitedHealth Group Incorporated		
		.00000	65-1025514				Gladiolus Surgery Center, L.L.C.	.FL	NIA	SCA-Gladiolus, LLC	Ownership	100.000	UnitedHealth Group Incorporated		
		.00000	47-3495605				GLBESC, LLC	.DE	NIA	Beach Surgical Holdings LLC	Influence	51.280	UnitedHealth Group Incorporated		5
		.00000	33-0595220				Glenwood Surgical Center, L.P.	.CA	NIA	Glenwood-SC, Inc.	Ownership	56.730	UnitedHealth Group Incorporated		2
		.00000	62-1601450				Glenwood-SC, Inc.	.TN	NIA	SC Affiliates, LLC	Ownership	100.000	UnitedHealth Group Incorporated		
		.00000	20-3420886				Golden Outlook, Inc.	.CA	NIA	Golden Rule Financial Corporation	Ownership	100.000	UnitedHealth Group Incorporated		
		.00000	37-0855360				Golden Rule Financial Corporation	.DE	NIA	UnitedHealth Group Incorporated	Ownership	100.000	UnitedHealth Group Incorporated		
.0707	UnitedHealth Group Incorporated	.62286	37-6028756	3057283			Golden Rule Insurance Company	.IN	.IA	Golden Rule Financial Corporation	Ownership	100.000	UnitedHealth Group Incorporated		
		.00000	33-0529450				Golden Triangle Surgicenter, L.P.	.CA	NIA	Surgery Centers-West Holdings, LLC	Ownership	72.000	UnitedHealth Group Incorporated		2
		.00000	52-1597483				Grandview Surgery Center, LTD.	.PA	NIA	Camp Hill Ambulatory Centers	Influence	41.993	UnitedHealth Group Incorporated		5
		.00000	93-1237063				GRANTS PASS SURGERY CENTER, LLC	.OR	NIA	SCA-GRANTS PASS, LLC	Ownership	51.000	UnitedHealth Group Incorporated		2
		.00000					Grapevine Finance LLC	.DE	NIA	HealthMarkets, LLC	Ownership	100.000	UnitedHealth Group Incorporated		
		.00000					Greater Hartford ASC, LLC	.CT	NIA	SCA-Palm Beach MSO Holdings, LLC	Ownership	100.000	UnitedHealth Group Incorporated		
		.00000	27-2337725				Greater Phoenix Collaborative Care, P.C.	.AZ	NIA	Physician(s) owned	Influence	0.000	UnitedHealth Group Incorporated		4
		.00000	36-4053840				Greensboro Specialty Surgery Center, LLC	.NC	NIA	NSC Greensboro West, LLC	Influence	50.100	UnitedHealth Group Incorporated		5
		.00000	74-2411643				Greenville Surgery Center, LLC	.TX	NIA	THR-SCA Holdings, LLC	Influence	61.500	UnitedHealth Group Incorporated		5
		.00000	33-0749339				Grossmont Surgery Center, L.P.	.CA	NIA	Medical Surgical Centers of America, Inc.	Influence	33.280	UnitedHealth Group Incorporated		5
		.00000	33-0749339				Grossmont Surgery Center, L.P.	.CA	NIA	SunSurgery, LLC	Influence	1.000	UnitedHealth Group Incorporated		5
		.00000	01-0619096				Grove Place Surgery Center, L.L.C.	.FL	NIA	SCA-Grove Place, LLC	Ownership	70.710	UnitedHealth Group Incorporated		2
		.00000	98-0213198				H&W Indemnity (SPC), Ltd.	.CYM	NIA	UnitedHealth Group Incorporated	Ownership	100.000	UnitedHealth Group Incorporated		
		.00000	26-1227494				H.I. Investments Holding Company, LLC	.DE	NIA	Health Inventures, LLC	Ownership	100.000	UnitedHealth Group Incorporated		
.0707	UnitedHealth Group Incorporated	.79480	35-1279304				Harken Health Insurance Company	.WI	.IA	UnitedHealthcare, Inc.	Ownership	100.000	UnitedHealth Group Incorporated		
		.00000	58-2065044				Hawthorn Place Outpatient Surgery Center, L.P.	.GA	NIA	SHC Hawthorn, Inc.	Influence	38.000	UnitedHealth Group Incorporated		5
		.00000	27-4579547				Hays Surgery Center, LLC	.TX	NIA	SCA Hays Holdings, LLC	Influence	27.900	UnitedHealth Group Incorporated		5
		.00000					hCentive Technology India Private Limited	.IND	NIA	hCentive, Inc.	Ownership	9.999	UnitedHealth Group Incorporated		2
		.00000					hCentive Technology India Private Limited	.IND	NIA	UnitedHealth International, Inc.	Ownership	0.001	UnitedHealth Group Incorporated		2
		.00000	27-0549481				hCentive, Inc.	.DE	NIA	Optum Government Solutions, Inc.	Ownership	100.000	UnitedHealth Group Incorporated		
		.00000	45-3007213				HCP ACO California, LLC	.CA	NIA	OptumCare ACO Holdings, LLC	Ownership	100.000	UnitedHealth Group Incorporated		
		.00000	45-3007484				HCP ACO Nevada, LLC	.NV	NIA	OptumCare ACO Holdings, LLC	Ownership	100.000	UnitedHealth Group Incorporated		
		.00000					Health Care-ONE Agency, Inc.	.CA	NIA	USHEALTH Career Agency, Inc.	Ownership	50.000	UnitedHealth Group Incorporated		2
		.00000	20-5944768				Health Inventures Employment Solutions, LLC	.DE	NIA	Health Inventures, LLC	Ownership	100.000	UnitedHealth Group Incorporated		
		.00000	04-3723090				Health Inventures, LLC	.DE	NIA	SC Affiliates, LLC	Ownership	100.000	UnitedHealth Group Incorporated		
		.00000	98-0153069				Health Net Services (Cayman) PIC	.CYM	NIA	H&W Indemnity (SPC), Ltd.	Ownership	100.000	UnitedHealth Group Incorporated		

**SCHEDULE Y**  
**PART 1A - DETAIL OF INSURANCE HOLDING COMPANY SYSTEM**

1	2	3	4	5	6	7	8	9	10	11	12	13	14	15	16
Group Code	Group Name	NAIC Company Code	ID Number	Federal RSSD	CIK	Name of Securities Exchange if Publicly Traded (U.S. or International)	Names of Parent, Subsidiaries Or Affiliates	Domi-ciliary Location	Relation-ship to Reporting Entity	Directly Controlled by (Name of Entity/Person)	Type of Control (Ownership, Board, Management, Attorney-in-Fact, Influence, Other)	If Control is Ownership Provide Percentage	Ultimate Controlling Entity(ies)/Person(s)	Is an SCA Filing Re-quired? (Y/N)	*
0707	UnitedHealth Group Incorporated	96342	88-0201035				Health Plan of Nevada, Inc.	NV	IA	Sierra Health Services, Inc.	Ownership	100.000	UnitedHealth Group Incorporated		
		00000	95-4763349				HealthAllies, Inc.	DE	NIA	OptumHealth Holdings, LLC	Ownership	100.000	UnitedHealth Group Incorporated		
							HealthCare Partners Affiliates Medical Group								
		00000	95-4526112				HealthCare Partners ASC-LB, LLC	CA	NIA	Physician(s) owned	Influence	0.000	UnitedHealth Group Incorporated		4
		00000	95-4628842				HealthCare Partners Associates Medical Group, P.C.	CA	NIA	OptumCare Management, LLC	Ownership	99.000	UnitedHealth Group Incorporated		2
							HealthCare Partners Management Services California, LLC	CA	NIA	Physician(s) owned	Influence	0.000	UnitedHealth Group Incorporated		4
		00000	45-5273760				HealthCare Partners Medical Group, P.C.	CA	NIA	OptumCare Management, LLC	Ownership	100.000	UnitedHealth Group Incorporated		
		00000	95-4340584				Healthcare Partners Plan of Nevada, Inc.	NV	NIA	Physician(s) owned	Influence	0.000	UnitedHealth Group Incorporated		4
		00000	46-5349193				HealthCare Partners RE, LLC	DE	NIA	OptumCare Holdings, LLC	Ownership	100.000	UnitedHealth Group Incorporated		
		00000	81-1080535				Healthcare Solutions, Inc.	DE	NIA	OptumRx Administrative Services, LLC	Ownership	100.000	UnitedHealth Group Incorporated		
		00000	77-0693060				HealthEast Surgery Center-Maplewood, LLC	DE	NIA	H.I. Investments Holding Company, LLC	Ownership	100.000	UnitedHealth Group Incorporated		
		00000	20-3349887				HealthFirst IPA, Inc.	CO	NIA	New West Physicians, Inc.	Influence	25.100	UnitedHealth Group Incorporated		5
		00000	47-2570595				HealthMarkets Group, Inc.	DE	NIA	HealthMarkets, LLC	Ownership	100.000	UnitedHealth Group Incorporated		
		00000	27-0277771				HealthMarkets Insurance Agency, Inc.	DE	NIA	HealthMarkets Group, Inc.	Ownership	100.000	UnitedHealth Group Incorporated		
		00000	81-3774112				HealthMarkets NewCo, Inc.	DE	NIA	HealthMarkets, Inc.	Ownership	100.000	UnitedHealth Group Incorporated		
		00000	46-1131431				HealthMarkets Services, Inc.	DE	NIA	HealthMarkets Group, Inc.	Ownership	100.000	UnitedHealth Group Incorporated		
		00000	75-2044750	4346649			HealthMarkets, Inc.	DE	NIA	Golden Rule Financial Corporation	Ownership	100.000	UnitedHealth Group Incorporated		
		00000					HealthMarkets, LLC	DE	NIA	HealthMarkets, Inc.	Ownership	100.000	UnitedHealth Group Incorporated		
		00000	71-0847266				HealthSCOPE Benefits, Inc.	DE	NIA	HealthSCOPE Holdings, Inc.	Ownership	100.000	UnitedHealth Group Incorporated		
		00000	47-1409110				HealthSCOPE Holdings, Inc.	DE	NIA	UMR, Inc.	Ownership	100.000	UnitedHealth Group Incorporated		
		00000	83-2722254				Heartland Heart and Vascular, LLC	DE	NIA	SCA Heartland Holdings, LLC	Ownership	80.000	UnitedHealth Group Incorporated		2
		00000	98-1443161				Help S.A.	CHL	NIA	Banmedica S.A.	Ownership	100.000	UnitedHealth Group Incorporated		
		00000					Help Service S.A.	CHL	NIA	Banmedica S.A.	Ownership	100.000	UnitedHealth Group Incorporated		
							Hemonefro – Hemodialise e Nefrologia Ltda	BRA	NIA	Esho – Empresa de Serviços Hospitalares S.A.	Influence	28.500	UnitedHealth Group Incorporated		5
		00000	46-5291602				HFHS-SCA Holdings, LLC	MI	NIA	SC Affiliates, LLC	Influence	49.000	UnitedHealth Group Incorporated		5
		00000	84-1472832				Highlands Ranch Healthcare, LLC	CO	NIA	Urgent Care MSO, LLC	Ownership	100.000	UnitedHealth Group Incorporated		
		00000					HMI NewCo, LLC	DE	NIA	HealthMarkets NewCo, Inc.	Ownership	100.000	UnitedHealth Group Incorporated		
		00000	98-1452260				Home Medical S.A.	CHL	NIA	Help S.A.	Ownership	99.998	UnitedHealth Group Incorporated		
		00000	98-1452260				Home Medical S.A.	CHL	NIA	Saden S.A.	Ownership	0.002	UnitedHealth Group Incorporated		
		00000					Homecare Dimensions of Florida, Inc.	TX	NIA	WellMed Networks, Inc.	Influence	0.000	UnitedHealth Group Incorporated		5
		00000					Homecare Dimensions, Inc.	TX	NIA	WellMed Networks, Inc.	Influence	0.000	UnitedHealth Group Incorporated		5
		00000	20-8910978				Hospice Inspiris Holdings, Inc.	TN	NIA	Inspiris, Inc.	Ownership	100.000	UnitedHealth Group Incorporated		
							Hospitais Associados de Pernambuco Ltda.	BRA	NIA	Esho – Empresa de Serviços Hospitalares S.A.	Ownership	100.000	UnitedHealth Group Incorporated		
		00000	98-1286038				Hospitais Associados de Pernambuco Ltda.	BRA	NIA	Hospital Alvorada de Taguatinga Ltda.	Ownership	0.000	UnitedHealth Group Incorporated		
							Hospital Alvorada de Taguatinga Ltda.	BRA	NIA	Anil Assistência Médica Internacional S.A.	Ownership	83.870	UnitedHealth Group Incorporated		2
		00000					Hospital Alvorada de Taguatinga Ltda.	BRA	NIA	Bosque Medical Center Ltda.	Ownership	8.620	UnitedHealth Group Incorporated		2
							Hospital Alvorada de Taguatinga Ltda.	BRA	NIA	Esho – Empresa de Serviços Hospitalares S.A.	Ownership	7.490	UnitedHealth Group Incorporated		2
		00000	98-1389272				Hospital Ana Costa S.A.	BRA	NIA	Piano de Saúde Ana Costa Ltda.	Ownership	99.700	UnitedHealth Group Incorporated		2
		00000	98-1389272				Hospital Ana Costa S.A.	BRA	NIA	Hospital Alvorada de Taguatinga Ltda.	Ownership	0.204	UnitedHealth Group Incorporated		2
							Hospital de Clínicas de Jacarepaguá Ltda.	BRA	NIA	Esho – Empresa de Serviços Hospitalares S.A.	Ownership	100.000	UnitedHealth Group Incorporated		
		00000	98-1310065				Hospital de Clínicas de Jacarepaguá Ltda.	BRA	NIA	Cemed Care – Empresa de Atendimento Clínico Geral Ltda.	Ownership	0.000	UnitedHealth Group Incorporated		
		00000	98-132673				Hospital Santa Helena S.A.	BRA	NIA	Elual Participações S.A.	Ownership	65.210	UnitedHealth Group Incorporated		2
							Hospital Santa Helena S.A.	BRA	NIA	Esho – Empresa de Serviços Hospitalares S.A.	Ownership	33.600	UnitedHealth Group Incorporated		2
		00000	98-1332673				Humedica, Inc.	DE	NIA	United HealthCare Services, Inc.	Ownership	100.000	UnitedHealth Group Incorporated		
		00000	26-2912304												

SCHEDULE Y  
PART 1A - DETAIL OF INSURANCE HOLDING COMPANY SYSTEM

1	2	3	4	5	6	7	8	9	10	11	12	13	14	15	16
Group Code	Group Name	NAIC Company Code	ID Number	Federal RSSD	CIK	Name of Securities Exchange if Publicly Traded (U.S. or International)	Names of Parent, Subsidiaries Or Affiliates	Domi-ciliary Location	Relation-ship to Reporting Entity	Directly Controlled by (Name of Entity/Person)	Type of Control (Ownership, Board, Management, Attorney-in-Fact, Influence, Other)	If Control is Owner-ship Provide Percen-tage	Ultimate Controlling Entity(ies)/Person(s)	Is an SCA Filing Re-quired? (Y/N)	*
		.00000	36-4331825				Hygeia Corporation	.DE	NIA	UnitedHealth International, Inc.	Ownership	100.000	UnitedHealth Group Incorporated		
		.00000	98-1106075				Hygeia Corporation (Ontario)	.CAN	NIA	UnitedHealth Group International Holdings I	Ownership	100.000	UnitedHealth Group Incorporated		
		.00000	82-1341098				Illinois Independent Care Network	.DE	NIA	Surgical Care Affiliates, LLC	Ownership	100.000	UnitedHealth Group Incorporated		
		.00000	98-1122694				Imed Star – Serviços de Desempenho Organizacional Ltda.	.BRA	NIA	Optum Health & Technology Serviços do Brasil Ltda.	Ownership	100.000	UnitedHealth Group Incorporated		
		.00000	98-1122694				Imed Star – Serviços de Desempenho Organizacional Ltda.	.BRA	NIA	UHG Brasil Participações S.A.	Ownership	0.000	UnitedHealth Group Incorporated		
		.00000	20-4351923				Impel Consulting Experts, L.L.C.	.TX	NIA	Impel Management Services, L.L.C.	Ownership	100.000	UnitedHealth Group Incorporated		
		.00000	75-2574317				Impel Management Services, L.L.C.	.TX	NIA	USMD Holdings, Inc.	Ownership	100.000	UnitedHealth Group Incorporated		
		.00000	27-3296953				IN Style OPTICAL, LLC	.MA	NIA	Physician(s) owned	Influence	0.000	UnitedHealth Group Incorporated		.4
		.00000	62-1484043				Indian River Surgery Center, Ltd.	.FL	NIA	Endoscopy Center Affiliates, Inc.	Influence	0.010	UnitedHealth Group Incorporated		.5
		.00000	26-0711388				Indian River Surgery Properties, LLC	.FL	NIA	Surgery Center of Vero Beach, Inc.	Ownership	100.000	UnitedHealth Group Incorporated		
		.00000	45-4132005				Indiana Care Organization, LLC	.IN	NIA	AHN Target Holdings, LLC	Ownership	100.000	UnitedHealth Group Incorporated		
		.00000	62-1641102				Ingram & Associates, LLC	.TN	NIA	Optum360, LLC	Ownership	100.000	UnitedHealth Group Incorporated		
		.00000	33-0618077				Inland Faculty Medical Group, Inc.	.CA	NIA	NAMM Medical Group Holdings, Inc.	Influence	0.000	UnitedHealth Group Incorporated		.5
		.00000	33-0018673				Inland Surgery Center, L.P.	.CA	NIA	Redlands Ambulatory Surgery Center	Influence	51.000	UnitedHealth Group Incorporated		.5
		.00000					Immobiliaria Apoquindo 3001 S.A.	.CHL	NIA	Immobiliaria Apoquindo S.A.	Ownership	99.999	UnitedHealth Group Incorporated		
		.00000					Immobiliaria Apoquindo 3001 S.A.	.CHL	NIA	Vida Tres Internacional S.A.	Ownership	0.001	UnitedHealth Group Incorporated		
		.00000	98-1458683				Immobiliaria Apoquindo 3600 Ltda.	.CHL	NIA	Banmedica S.A.	Ownership	99.700	UnitedHealth Group Incorporated		
		.00000	98-1458683				Immobiliaria Apoquindo 3600 Ltda.	.CHL	NIA	Immobiliaria Apoquindo 3001 S.A.	Ownership	0.300	UnitedHealth Group Incorporated		
		.00000	98-1443174				Immobiliaria Apoquindo S.A.	.CHL	NIA	Banmedica S.A.	Ownership	100.000	UnitedHealth Group Incorporated		
		.00000	98-1458682				Immobiliaria Clínica Santa María S.A.	.CHL	NIA	Banmedica S.A.	Ownership	99.433	UnitedHealth Group Incorporated		.2
		.00000	98-1454653				Immobiliaria e Inversiones Alameda S.A.	.CHL	NIA	Banmedica S.A.	Ownership	99.980	UnitedHealth Group Incorporated		
		.00000	98-1454653				Immobiliaria e Inversiones Alameda S.A.	.CHL	NIA	Saden S.A.	Ownership	0.020	UnitedHealth Group Incorporated		
		.00000	98-1460922				Immobiliaria Viñamed Ltda.	.CHL	NIA	Administradora Médica Centromed S.A.	Ownership	99.900	UnitedHealth Group Incorporated		.2
		.00000	47-5640889				INOVB Surgical at Memorial City, LLC	.TX	NIA	Memorial City Partners, LLC	Ownership	100.000	UnitedHealth Group Incorporated		
		.00000	88-0482274				inPharmative, Inc.	.NV	NIA	OptumRx Health Solutions, LLC	Ownership	100.000	UnitedHealth Group Incorporated		
							Inspiris Medical Services of New Jersey, P.C.								
		.00000	45-2563134					.NJ	NIA	Physician(s) owned	Influence	0.000	UnitedHealth Group Incorporated		.4
		.00000	27-1561674				INSPIRIS of Michigan Medical Services, P.C.	.MI	NIA	Physician(s) owned	Influence	0.000	UnitedHealth Group Incorporated		.4
		.00000	13-4138668				INSPIRIS of New York IPA, Inc.	.NY	NIA	Inspiris, Inc.	Ownership	100.000	UnitedHealth Group Incorporated		
		.00000	13-4138665				INSPIRIS of New York Management, Inc.	.NY	NIA	Inspiris, Inc.	Ownership	100.000	UnitedHealth Group Incorporated		
		.00000	13-4168739				INSPIRIS of New York Medical Services, P.C.	.NY	NIA	Physician(s) owned	Influence	0.000	UnitedHealth Group Incorporated		.4
							INSPIRIS of Pennsylvania Medical Services, P.C.								
		.00000	26-2895670					.PA	NIA	Physician(s) owned	Influence	0.000	UnitedHealth Group Incorporated		.4
		.00000	26-2895572				INSPIRIS of Texas Physician Group	.TX	NIA	Optum Care Services Company	Ownership	100.000	UnitedHealth Group Incorporated		
		.00000	33-0766366				Inspiris, Inc.	.DE	NIA	Collaborative Care Holdings, LLC	Ownership	100.000	UnitedHealth Group Incorporated		
							Instituto do Radium de Campinas Ltda	.BRA	NIA	COI – Clínicas Oncológicas Integradas S.A.	Ownership	99.990	UnitedHealth Group Incorporated		
		.00000					Instituto do Radium de Campinas Ltda	.BRA	NIA	Esho – Empresa de Serviços Hospitalares S.A.	Ownership	0.010	UnitedHealth Group Incorporated		
		.00000	98-1452273				Inversiones Clínicas Santa María S.A.	.CHL	NIA	Banmedica S.A.	Ownership	100.000	UnitedHealth Group Incorporated		
		.00000	98-1448096				Isapre Banmedica S.A.	.CHL	.IA	Banmedica S.A.	Ownership	100.000	UnitedHealth Group Incorporated		
		.00000					Isapre Vida Tres S.A.	.CHL	.IA	Banmedica S.A.	Ownership	100.000	UnitedHealth Group Incorporated		
		.00000	20-5337793				Johnston Surgicare, L.P.	.RI	NIA	Blackstone Valley Surgicare GP, LLC	Ownership	99.000	UnitedHealth Group Incorporated		
		.00000	20-5337793				Johnston Surgicare, L.P.	.RI	NIA	Surgery Center Holding, LLC	Ownership	1.000	UnitedHealth Group Incorporated		
		.00000	74-2544709				Joliet Surgery Center Limited Partnership	.IL	NIA	Surgicare of Joliet, Inc.	Ownership	55.030	UnitedHealth Group Incorporated		.2
		.00000	98-1456202				Laboratorio ROE S.A.	.PER	NIA	Pacifico S.A. Entidad Prestadora de Salud	Ownership	99.990	UnitedHealth Group Incorporated		.1
		.00000					Laboratorios Médicos Amed Quilpué S.A.	.CHL	NIA	Centromed Quilpué S.A.	Ownership	99.900	UnitedHealth Group Incorporated		
		.00000					Laboratorios Médicos Amed Quilpué S.A.	.CHL	NIA	Servicios Médicos Amed Quilpué S.A.	Ownership	0.100	UnitedHealth Group Incorporated		
		.00000	61-1028180				Lexington Surgery Center, Ltd.	.KY	NIA	Surgery Center of Lexington, LLC	Influence	73.000	UnitedHealth Group Incorporated		.5
		.00000	36-3468942				LGH-A/GOLF ASTC, L.L.C.	.IL	NIA	Advocate-SCA Partners, LLC	Influence	36.950	UnitedHealth Group Incorporated		.5
		.00000	81-4465348				Liberty Anesthesia Services, LLC	.IL	NIA	SCA-Winchester, LLC	Influence	0.250	UnitedHealth Group Incorporated		.5

**SCHEDULE Y**  
**PART 1A - DETAIL OF INSURANCE HOLDING COMPANY SYSTEM**

1	2	3	4	5	6	7	8	9	10	11	12	13	14	15	16
Group Code	Group Name	NAIC Company Code	ID Number	Federal RSSD	CIK	Name of Securities Exchange if Publicly Traded (U.S. or International)	Names of Parent, Subsidiaries Or Affiliates	Domi-ciliary Location	Relation-ship to Reporting Entity	Directly Controlled by (Name of Entity/Person)	Type of Control (Ownership, Board, Management, Attorney-in-Fact, Influence, Other)	If Control is Ownership Provide Percen-tage	Ultimate Controlling Entity(ies)/Person(s)	Is an SCA Filing Re-quired? (Y/N)	*
		.00000					Life Styles Marketing Group, Inc.	.DE	NIA	USHEALTH Career Agency, Inc.	Ownership	100.000	UnitedHealth Group Incorporated		
		.00000	32-0409538				Lifeprint Accountable Care Organization, LLC	.DE	NIA	Collaborative Care Holdings, LLC	Ownership	100.000	UnitedHealth Group Incorporated		
		.00000	45-3143218				Lifeprint East, Inc.	.DE	NIA	Collaborative Care Holdings, LLC	Ownership	100.000	UnitedHealth Group Incorporated		
		.00000	27-2309024				LifePrint Health, Inc.	.DE	NIA	Collaborative Care Holdings, LLC	Ownership	100.000	UnitedHealth Group Incorporated		
		.00000	58-2305878				Lifelwell, Ltd. Co.	.GA	NIA	HealthScope Benefits, Inc.	Ownership	100.000	UnitedHealth Group Incorporated		
		.00000	39-1974851				Logistics Health, Inc.	.WI	NIA	OptumHealth Holdings, LLC	Ownership	100.000	UnitedHealth Group Incorporated		
		.00000	98-1337963				Lotten-Eyes Oftalmologia Clínica e Cirurgica Ltda.	.BRA	NIA	Hospital Alvorada de Taguatinga Ltda.	Ownership	99.990	UnitedHealth Group Incorporated		2
		.00000	98-1337963				Lotten-Eyes Oftalmologia Clínica e Cirurgica Ltda.	.BRA	NIA	Esho – Empresa de Serviços Hospitalares S.A.	Ownership	0.000	UnitedHealth Group Incorporated		2
		.00000	62-1179566				Louisville S.C., Ltd.	.KY	NIA	Surgery Center of Louisville, LLC	Ownership	59.400	UnitedHealth Group Incorporated		2
		.00000	62-1179538				Louisville-SC Properties, Inc.	.KY	NIA	SC Affiliates, LLC	Ownership	100.000	UnitedHealth Group Incorporated		
		.00000	36-4119519				Loyola Ambulatory Surgery Center at Oakbrook, Inc.	.IL	NIA	ASC Network, LLC	Ownership	100.000	UnitedHealth Group Incorporated		
		.00000	36-4119522				Loyola Ambulatory Surgery Center at Oakbrook, L.P.	.IL	NIA	Oakbrook, Inc.	Influence	45.000	UnitedHealth Group Incorporated		5
		.00000	98-1137620				Lusiadas – Parcerias Cascais, S.A.	.PRT	NIA	Lusiadas, SGPS, S.A.	Ownership	100.000	UnitedHealth Group Incorporated		
		.00000	98-1139095				Lusiadas A.C.E.	.PRT	NIA	Lusiadas, SGPS, S.A.	Ownership	55.000	UnitedHealth Group Incorporated		
		.00000	98-1139095				Lusiadas A.C.E.	.PRT	NIA	Lusiadas, S.A.	Ownership	20.000	UnitedHealth Group Incorporated		
		.00000	98-1139095				Lusiadas A.C.E.	.PRT	NIA	CLISA – Clínica de Santo António, S.A.	Ownership	10.000	UnitedHealth Group Incorporated		
		.00000	98-1139095				Lusiadas A.C.E.	.PRT	NIA	Lusiadas – Parcerias Cascais, S.A.	Ownership	10.000	UnitedHealth Group Incorporated		
		.00000	98-1139095				Lusiadas A.C.E.	.PRT	NIA	Clínica Médico Cirúrgica de Santa Tecla, S.A.	Ownership	5.000	UnitedHealth Group Incorporated		
		.00000	98-1139089				Lusiadas, S.A.	.PRT	NIA	Lusiadas, SGPS, S.A.	Ownership	100.000	UnitedHealth Group Incorporated		
		.00000	98-1138570				Lusiadas, SGPS, S.A.	.PRT	NIA	AMIL International	Ownership	100.000	UnitedHealth Group Incorporated		
.0707	UnitedHealth Group Incorporated	.60321	52-1803283				MAISI Life and Health Insurance Company	.MD	.IA	United HealthCare Services, Inc.	Ownership	100.000	UnitedHealth Group Incorporated		
		.00000	14-1782475				Managed Physical Network, Inc.	.NY	NIA	OptumHealth Care Solutions, LLC	Ownership	100.000	UnitedHealth Group Incorporated		
		.00000	20-2880404				March Holdings, Inc.	.CA	NIA	Specialty Benefits, LLC	Ownership	7.353	UnitedHealth Group Incorporated		2
		.00000	95-4874334				March Vision Care Group, Incorporated	.CA	NIA	California Spring Holdings, PC	Influence	0.000	UnitedHealth Group Incorporated		5
		.00000	27-3115058				March Vision Care IPA, Inc.	.NY	NIA	California Spring Holdings, PC	Influence	0.000	UnitedHealth Group Incorporated		5
		.00000	20-3042852				March Vision Care, Inc.	.CA	NIA	March Holdings, Inc.	Ownership	100.000	UnitedHealth Group Incorporated		
		.00000	94-3377073				Marin Health Ventures, LLC	.CA	NIA	Marin Specialty Surgery Center, LLC	Influence	1.000	UnitedHealth Group Incorporated		5
		.00000	26-2637247				Marin Specialty Surgery Center, LLC	.CA	NIA	MGH/SCA, LLC	Influence	51.000	UnitedHealth Group Incorporated		5
		.00000	26-2601943				Marin Surgery Holdings, Inc.	.DE	NIA	SC Affiliates, LLC	Ownership	100.000	UnitedHealth Group Incorporated		
		.00000	52-1401791				Maryland-SCA Centers, LLC	.DE	NIA	SC Affiliates, LLC	Ownership	100.000	UnitedHealth Group Incorporated		
		.00000					Massachusetts Assurance Company, Ltd. PIC	.CYM	NIA	H&W Indemnity (SPC), Ltd.	Ownership	100.000	UnitedHealth Group Incorporated		
		.00000	20-0815305				Massachusetts Avenue Surgery Center, LLC	.MD	NIA	SCA-Bethesda, LLC	Ownership	56.690	UnitedHealth Group Incorporated		2
		.00000	43-1967820				MAT-RX DEVELOPMENT, L.L.C.	.TX	NIA	WellMed Networks, Inc.	Influence	0.000	UnitedHealth Group Incorporated		5
		.00000	62-1600267				McKenzie Surgery Center, L.P.	.TN	NIA	SCA-Eugene, Inc.	Influence	0.270	UnitedHealth Group Incorporated		5
		.00000					North American Medical Management								
.0707	UnitedHealth Group Incorporated	.00000	42-1741594				MD Ops, Inc.	.CA	NIA	California, Inc.	Ownership	100.000	UnitedHealth Group Incorporated		
		.96310	52-1169135				MD-Individual Practice Association, Inc.	.MD	.IA	United HealthCare Services, Inc.	Ownership	100.000	UnitedHealth Group Incorporated		
		.00000	83-1183650				ME AHS UC LLC	.DE	NIA	Urgent Care MSO, LLC	Ownership	70.000	UnitedHealth Group Incorporated		2
		.00000	81-0936574				ME Urgent Care Nebraska, Inc.	.NE	NIA	Physician(s) owned	Influence	0.000	UnitedHealth Group Incorporated		4
		.00000	98-1286220				Medalliance Net Ltda.	.BRA	NIA	Optum Health & Technology Serviços do Brasil Ltda.	Ownership	100.000	UnitedHealth Group Incorporated		
		.00000	98-1286220				Medalliance Net Ltda.	.BRA	NIA	UHG Brasil Participações S.A.	Ownership	0.000	UnitedHealth Group Incorporated		
		.00000	52-2178531				MEDEX Insurance Services, Inc.	.MD	NIA	FrontierMEDEX, Inc.	Ownership	100.000	UnitedHealth Group Incorporated		
		.00000	20-3824377				MedExpress Development, LLC	.FL	NIA	Urgent Care MSO, LLC	Ownership	100.000	UnitedHealth Group Incorporated		
		.00000	81-4509969				MedExpress Primary Care Arizona P.C.	.AZ	NIA	Physician(s) owned	Influence	0.000	UnitedHealth Group Incorporated		4
		.00000	82-3384324				MedExpress Primary Care Maryland, P.C.	.MD	NIA	Physician(s) owned	Influence	0.000	UnitedHealth Group Incorporated		4
		.00000	82-1096099				MedExpress Primary Care Massachusetts, P.C.	.MA	NIA	Physician(s) owned	Influence	0.000	UnitedHealth Group Incorporated		4
		.00000	81-4396738				MedExpress Primary Care Minnesota P.C.	.MN	NIA	Physician(s) owned	Influence	0.000	UnitedHealth Group Incorporated		4



**SCHEDULE Y**  
**PART 1A - DETAIL OF INSURANCE HOLDING COMPANY SYSTEM**

1	2	3	4	5	6	7	8	9	10	11	12	13	14	15	16
Group Code	Group Name	NAIC Company Code	ID Number	Federal RSSD	CIK	Name of Securities Exchange if Publicly Traded (U.S. or International)	Names of Parent, Subsidiaries Or Affiliates	Domi-ciliary Location	Relation-ship to Reporting Entity	Directly Controlled by (Name of Entity/Person)	Type of Control (Ownership, Board, Management, Attorney-in-Fact, Influence, Other)	If Control is Ownership Provide Per-centage	Ultimate Controlling Entity(ies)/Person(s)	Is an SCA Filing Re-quired? (Y/N)	*
		.00000	83-1077265				MedExpress Primary Care Oklahoma, P.C. ....	.OK	NIA.....	Physician(s) owned .....	Influence.....	0.000	UnitedHealth Group Incorporated .....		.4
		.00000	83-0764858				MedExpress Primary Care South Carolina, P.C. ....	.SC	NIA.....	Physician(s) owned .....	Influence.....	0.000	UnitedHealth Group Incorporated .....		.4
		.00000	82-3395792				MedExpress Primary Care Virginia, P.C. ....	.VA	NIA.....	Physician(s) owned .....	Influence.....	0.000	UnitedHealth Group Incorporated .....		.4
		.00000	82-4401181				MedExpress Primary Care West Virginia, Inc. ....	.WV	NIA.....	Physician(s) owned .....	Influence.....	0.000	UnitedHealth Group Incorporated .....		.4
		.00000	81-4563448				MedExpress Primary Care Wisconsin, S.C. ....	.WI	NIA.....	Physician(s) owned .....	Influence.....	0.000	UnitedHealth Group Incorporated .....		.4
		.00000	45-5388778				MedExpress Urgent Care – New Jersey, P.C. ....	.NJ	NIA.....	Physician(s) owned .....	Influence.....	0.000	UnitedHealth Group Incorporated .....		.4
		.00000	83-2089623				MedExpress Urgent Care – Northern New Jersey PC	.NJ	NIA.....	Physician(s) owned .....	Influence.....	0.000	UnitedHealth Group Incorporated .....		.4
		.00000	32-0533926				MedExpress Urgent Care Alabama, LLC .....	.AL	NIA.....	Urgent Care Holdings, Inc. ....	Ownership.....	100.000	UnitedHealth Group Incorporated .....		.4
		.00000	81-4030280				MedExpress Urgent Care Arizona, P.C. ....	.AZ	NIA.....	Physician(s) owned .....	Influence.....	0.000	UnitedHealth Group Incorporated .....		.4
		.00000	46-4348120				MedExpress Urgent Care Arkansas, P.A. ....	.AR	NIA.....	Physician(s) owned .....	Influence.....	0.000	UnitedHealth Group Incorporated .....		.4
		.00000	82-0930142				MedExpress Urgent Care California, P.C. ....	.CA	NIA.....	Physician(s) owned .....	Influence.....	0.000	UnitedHealth Group Incorporated .....		.4
		.00000	81-1956812				MedExpress Urgent Care Connecticut, P.C. ....	.CT	NIA.....	Physician(s) owned .....	Influence.....	0.000	UnitedHealth Group Incorporated .....		.4
		.00000	82-1135336				MedExpress Urgent Care Idaho, P.C. ....	.ID	NIA.....	Physician(s) owned .....	Influence.....	0.000	UnitedHealth Group Incorporated .....		.4
		.00000	47-4308614				MedExpress Urgent Care Illinois, P.C. ....	.IL	NIA.....	Physician(s) owned .....	Influence.....	0.000	UnitedHealth Group Incorporated .....		.4
		.00000	81-5353472				MedExpress Urgent Care Iowa, P.C. ....	.IA	NIA.....	Physician(s) owned .....	Influence.....	0.000	UnitedHealth Group Incorporated .....		.4
		.00000	47-1919283				MedExpress Urgent Care Kansas, P.A. ....	.KS	NIA.....	Physician(s) owned .....	Influence.....	0.000	UnitedHealth Group Incorporated .....		.4
		.00000	82-1719888				MedExpress Urgent Care Maine, Inc. ....	.ME	NIA.....	Urgent Care Holdings, Inc. ....	Ownership.....	100.000	UnitedHealth Group Incorporated .....		.4
		.00000	81-1125396				MedExpress Urgent Care Minnesota P.C. ....	.MN	NIA.....	Physician(s) owned .....	Influence.....	0.000	UnitedHealth Group Incorporated .....		.4
		.00000	47-3132625				MedExpress Urgent Care Missouri P.C. ....	.MO	NIA.....	Physician(s) owned .....	Influence.....	0.000	UnitedHealth Group Incorporated .....		.4
		.00000	82-0631738				MedExpress Urgent Care New Hampshire, Inc. ....	.NH	NIA.....	Urgent Care Holdings, Inc. ....	Ownership.....	100.000	UnitedHealth Group Incorporated .....		.4
		.00000	81-5138747				MedExpress Urgent Care North Carolina, P.C. ....	.NC	NIA.....	Physician(s) owned .....	Influence.....	0.000	UnitedHealth Group Incorporated .....		.4
		.00000	20-2545363				MedExpress Urgent Care of Boynton Beach, LLC	.FL	NIA.....	MedExpress Development, LLC .....	Ownership.....	100.000	UnitedHealth Group Incorporated .....		.4
		.00000	82-1919436				MedExpress Urgent Care Oregon, P.C. ....	.OR	NIA.....	Physician(s) owned .....	Influence.....	0.000	UnitedHealth Group Incorporated .....		.4
		.00000	81-5362765				MedExpress Urgent Care Rhode Island, P.C. ....	.RI	NIA.....	Physician(s) owned .....	Influence.....	0.000	UnitedHealth Group Incorporated .....		.4
		.00000	81-5380706				MedExpress Urgent Care South Carolina, P.C. ....	.SC	NIA.....	Physician(s) owned .....	Influence.....	0.000	UnitedHealth Group Incorporated .....		.4
		.00000	47-5147441				MedExpress Urgent Care Texas, P.A. ....	.TX	NIA.....	Physician(s) owned .....	Influence.....	0.000	UnitedHealth Group Incorporated .....		.4
		.00000	82-2443118				MedExpress Urgent Care Washington, P.C. ....	.WA	NIA.....	Physician(s) owned .....	Influence.....	0.000	UnitedHealth Group Incorporated .....		.4
		.00000	81-4281678				MedExpress Urgent Care Wisconsin, S.C. ....	.WI	NIA.....	Physician(s) owned .....	Influence.....	0.000	UnitedHealth Group Incorporated .....		.4
		.00000	26-4546400				MedExpress Urgent Care, Inc. – Ohio	.OH	NIA.....	Urgent Care Holdings, Inc. ....	Ownership.....	100.000	UnitedHealth Group Incorporated .....		.4
		.00000	47-1804667				MedExpress Urgent Care, Inc. – West Virginia	.WV	NIA.....	Physician(s) owned .....	Influence.....	0.000	UnitedHealth Group Incorporated .....		.4
		.00000	90-0929572				MedExpress Urgent Care, P.C. – Georgia	.GA	NIA.....	Physician(s) owned .....	Influence.....	0.000	UnitedHealth Group Incorporated .....		.4
		.00000	45-3461101				MedExpress Urgent Care, P.C. – Indiana	.IN	NIA.....	Physician(s) owned .....	Influence.....	0.000	UnitedHealth Group Incorporated .....		.4
		.00000	47-1857908				MedExpress Urgent Care, P.C. – Maryland	.MD	NIA.....	Physician(s) owned .....	Influence.....	0.000	UnitedHealth Group Incorporated .....		.4
		.00000	46-4793937				MedExpress Urgent Care, P.C. – Massachusetts	.MA	NIA.....	Physician(s) owned .....	Influence.....	0.000	UnitedHealth Group Incorporated .....		.4
		.00000	47-1824365				MedExpress Urgent Care, P.C. – Michigan	.MI	NIA.....	Physician(s) owned .....	Influence.....	0.000	UnitedHealth Group Incorporated .....		.4
		.00000	26-3750502				MedExpress Urgent Care, P.C. – Oklahoma	.OK	NIA.....	Physician(s) owned .....	Influence.....	0.000	UnitedHealth Group Incorporated .....		.4
		.00000	45-4973138				MedExpress Urgent Care, P.C. – Pennsylvania	.PA	NIA.....	Physician(s) owned .....	Influence.....	0.000	UnitedHealth Group Incorporated .....		.4
		.00000	45-3123110				MedExpress Urgent Care, P.C. – Tennessee	.TN	NIA.....	Physician(s) owned .....	Influence.....	0.000	UnitedHealth Group Incorporated .....		.4
		.00000	83-1565124				MedExpress Urgent Care, P.C. – Virginia	.VA	NIA.....	Physician(s) owned .....	Influence.....	0.000	UnitedHealth Group Incorporated .....		.4
		.00000	45-5436856				MedExpress Urgent Care, P.S.C. – Kentucky	.KY	NIA.....	Physician(s) owned .....	Influence.....	0.000	UnitedHealth Group Incorporated .....		.4
.0707	UnitedHealth Group Incorporated .....	.12756	20-3391186				MedExpress, Inc. – Delaware	.DE	NIA.....	Physician(s) owned .....	Influence.....	0.000	UnitedHealth Group Incorporated .....		.4
.0707	UnitedHealth Group Incorporated .....	.12155	01-0788576				Medica Health Plans of Florida, Inc. ....	.FL	.IA	United HealthCare Services, Inc. ....	Ownership.....	100.000	UnitedHealth Group Incorporated .....		.4
		.00000	75-2566987				Medica HealthCare Plans, Inc. ....	.TX	NIA.....	United HealthCare Services, Inc. ....	Ownership.....	100.000	UnitedHealth Group Incorporated .....		.4
		.00000	75-2566987				Medical Clinic of North Texas PLLC	.TX	NIA.....	USMD Affiliated Services	Ownership.....	100.000	UnitedHealth Group Incorporated .....		.4
		.00000	95-4708497				Medical Clinic of North Texas PLLC	.TX	NIA.....	USMD Affiliated Services	Influence.....	100.000	UnitedHealth Group Incorporated .....		.5
		.00000	95-4708497				Medical Hilfe S.A. ....	.CHL	NIA.....	Home Medical S.A. ....	Ownership.....	100.000	UnitedHealth Group Incorporated .....		.4
		.00000	95-4708497				Medical Support Los Angeles, A Medical Corporation .....	.CA	NIA.....	Physician(s) owned .....	Influence.....	0.000	UnitedHealth Group Incorporated .....		.4
		.00000	95-4708497				Medical Support Los Angeles, Inc. ....	.CA	NIA.....	MSLA Management LLC	Ownership.....	100.000	UnitedHealth Group Incorporated .....		.4

**SCHEDULE Y**  
**PART 1A - DETAIL OF INSURANCE HOLDING COMPANY SYSTEM**

1	2	3	4	5	6	7	8	9	10	11	12	13	14	15	16
Group Code	Group Name	NAIC Company Code	ID Number	Federal RSSD	CIK	Name of Securities Exchange if Publicly Traded (U.S. or International)	Names of Parent, Subsidiaries Or Affiliates	Domi-ciliary Location	Relation-ship to Reporting Entity	Directly Controlled by (Name of Entity/Person)	Type of Control (Ownership, Board, Management, Attorney-in-Fact, Influence, Other)	If Control is Ownership Provide Percentage	Ultimate Controlling Entity(ies)/Person(s)	Is an SCA Filing Re-quired? (Y/N)	*
		.00000	26-0636717				Medical Surgical Centers of America, Inc. ....	.DE	NIA	ASC Network, LLC	Ownership.....	100.000	UnitedHealth Group Incorporated		
		.00000	32-0037402				Medical Transportation Services, LLC	.FL	NIA	United HealthCare Services, Inc.	Ownership.....	100.000	UnitedHealth Group Incorporated		
		.00000	20-4635837				Medication Management Systems, Inc.	.MN	NIA	Genoa Healthcare LLC	Ownership.....	100.000	UnitedHealth Group Incorporated		
		.00000	75-2515691				MedSynergies, LLC	.DE	NIA	Mustang Razorback Holdings, Inc.	Ownership.....	100.000	UnitedHealth Group Incorporated		
		.00000	58-2101921				Melbourne Surgery Center, LLC	.GA	NIA	Surgical Care Partners of Melbourne, LLC	Ownership.....	100.000	UnitedHealth Group Incorporated		
		.00000	82-4964787				Memorial City Holdings, LLC	.DE	NIA	SCA-Memorial City, LLC	Ownership.....	51.000	UnitedHealth Group Incorporated		.2
		.00000	82-3689933				Memorial City Partners, LLC	.DE	NIA	Memorial City Holdings, LLC	Ownership.....	51.000	UnitedHealth Group Incorporated		.2
		.00000	95-4688463				Memorial Healthcare IPA, GP	.CA	NIA	MHIPA Physician Two Holdco, A Medical Corporation	Influence.....	0.000	UnitedHealth Group Incorporated		.5
		.00000	26-1394069				MemorialCare Surgical Center at Orange Coast, LLC	.CA	NIA	Beach Surgical Holdings, LLC	Influence.....	51.000	UnitedHealth Group Incorporated		.5
		.00000	20-3678259				MemorialCare Surgical Center at Saddleback, LLC	.CA	NIA	Beach Surgical Holdings, LLC	Influence.....	53.050	UnitedHealth Group Incorporated		.5
		.00000	62-1590322				Memphis-SC, LLC	.TN	NIA	SCA-Shelby Development Corp.	Ownership.....	100.000	UnitedHealth Group Incorporated		
		.00000	62-1590324				Memphis-SP, LLC	.TN	NIA	Shelby Surgery Properties, Inc.	Ownership.....	100.000	UnitedHealth Group Incorporated		
		.00000	27-0203906				Mesquite Liberty, LLC	.NV	NIA	Sierra Health Services, Inc.	Ownership.....	80.357	UnitedHealth Group Incorporated		.2
		.00000	52-2303928				Metropolitan Medical Partners, LLC	.MD	NIA	SCA-Chevy Chase, LLC	Ownership.....	61.720	UnitedHealth Group Incorporated		.2
		.00000	20-8998927				Metropolitan Medical Transportation IPA, LLC	.NY	NIA	TriMed, LLC	Ownership.....	100.000	UnitedHealth Group Incorporated		
		.00000	38-3861395				MGH/SCA, LLC	.CA	NIA	Marin Surgery Holdings, Inc.	Influence.....	99.000	UnitedHealth Group Incorporated		.5
		.00000	38-3861395				MGH/SCA, LLC	.CA	NIA	Marin Surgery Holdings, Inc.	Influence.....	99.000	UnitedHealth Group Incorporated		.5
		.00000	27-2252446				MHC Real Estate Holdings, LLC	.CA	NIA	Monarch Management Services, Inc.	Ownership.....	100.000	UnitedHealth Group Incorporated		
		.00000	80-0507474				MHCH, Inc.	.CA	NIA	Monarch HealthCare, A Medical Group, Inc.	Influence.....	0.000	UnitedHealth Group Incorporated		.5
		.00000	36-4600281				MIAMI SURGERY CENTER, LLC	.DE	NIA	SCA-Doral, LLC	Ownership.....	50.180	UnitedHealth Group Incorporated		.2
		.00000	20-3345412				Midlands Orthopaedics Surgery Center, LLC	.SC	NIA	SCA-Midlands, LLC	Influence.....	49.000	UnitedHealth Group Incorporated		.5
		.00000	20-8103522				Midwest Center for Day Surgery, LLC	.IL	NIA	Advocate-SCA Partners, LLC	Ownership.....	53.880	UnitedHealth Group Incorporated		.2
.0707	UnitedHealth Group Incorporated	.66087	62-0724538				Mid-West National Life Insurance Company of Tennessee	.TX	.IA	HealthMarkets, LLC	Ownership.....	100.000	UnitedHealth Group Incorporated		
		.00000	83-0543458				Mile High SurgiCenter, LLC	.CO	NIA	SCA-Mile High Holdings, LLC	Ownership.....	55.000	UnitedHealth Group Incorporated		.2
		.00000	27-2439806				Mississippi Surgery Holdings, LLC	.DE	NIA	SCA Surgery Holdings, LLC	Ownership.....	100.000	UnitedHealth Group Incorporated		
		.00000	62-1417391				Mississippi Surgical Center Limited Partnership	.MS	NIA	Mississippi Surgery Holdings, LLC	Influence.....	1.000	UnitedHealth Group Incorporated		.5
		.00000	30-0445773				Mobile Medical Services, P.C.	.NY	NIA	Physician(s) owned	Influence.....	0.000	UnitedHealth Group Incorporated		.4
		.00000	63-0883553				Mobile-SC, LTD.	.AL	NIA	SCA-Mobile, LLC	Influence.....	33.000	UnitedHealth Group Incorporated		.5
		.00000	31-1191553				Modern Medical, Inc.	.OH	NIA	Healthcare Solutions, Inc.	Ownership.....	100.000	UnitedHealth Group Incorporated		.5
		.00000	22-3935634				Monarch Health Plan, Inc.	.CA	NIA	Monarch HealthCare, A Medical Group, Inc.	Influence.....	0.000	UnitedHealth Group Incorporated		.5
		.00000	33-0587660				Monarch HealthCare, A Medical Group, Inc.	.CA	NIA	MH Physician Three Holdco, A Medical Corporation	Influence.....	0.000	UnitedHealth Group Incorporated		.4
		.00000	30-0606451				Monarch Hospice, LLC	.CA	NIA	MHCH, Inc.	Influence.....	0.000	UnitedHealth Group Incorporated		.5
		.00000	45-3142852				Monarch Management Services, Inc.	.DE	NIA	Collaborative Care Holdings, LLC	Ownership.....	100.000	UnitedHealth Group Incorporated		
		.00000	52-1401868				Montgomery Surgery Center Limited Partnership	.MD	NIA	Maryland Ambulatory Centers	Influence.....	77.000	UnitedHealth Group Incorporated		.5
		.00000	20-5892451				Mosaic Management Services, Inc.	.CA	NIA	Talbert Medical Group, P.C.	Influence.....	0.000	UnitedHealth Group Incorporated		.5
		.00000	35-2566612				Mountain View Medical Group, LLC	.CO	NIA	OptumCare Holdings Colorado, LLC	Ownership.....	100.000	UnitedHealth Group Incorporated		
		.00000	81-1633765				MSLA Management LLC	.DE	NIA	Logistics Health, Inc.	Ownership.....	100.000	UnitedHealth Group Incorporated		
		.00000	62-1506649				Mt. Pleasant Surgery Center, L.P.	.TN	NIA	SCA-Mt. Pleasant, LLC	Ownership.....	99.000	UnitedHealth Group Incorporated		.2
		.00000	98-1285432				Multiangio Ltda.	.BRA	NIA	Esho – Empresa de Serviços Hospitalares S.A.	Ownership.....	93.000	UnitedHealth Group Incorporated		.2
		.00000	20-4209261				Muskogee Surgical Investors, LLC	.OK	NIA	Surgery Center of Muskogee, LLC	Ownership.....	100.000	UnitedHealth Group Incorporated		
		.00000	47-1935798				Mustang Razorback Holdings, Inc.	.DE	NIA	OptumInsight, Inc.	Ownership.....	100.000	UnitedHealth Group Incorporated		
		.00000	26-2564744				My Wellness Solutions, LLC	.DE	NIA	OptumHealth Care Solutions, LLC	Ownership.....	100.000	UnitedHealth Group Incorporated		
		.00000	20-3236839				NAMM Holdings, Inc.	.DE	NIA	Aveta Inc.	Ownership.....	100.000	UnitedHealth Group Incorporated		
		.00000	56-2627070				NAMM Medical Group Holdings, Inc.	.CA	NIA	Physician(s) owned	Influence.....	0.000	UnitedHealth Group Incorporated		.4
		.00000	61-1627269				NAMM MGH, Inc.	.CA	NIA	Physician(s) owned	Influence.....	0.000	UnitedHealth Group Incorporated		.4

SCHEDULE Y  
PART 1A - DETAIL OF INSURANCE HOLDING COMPANY SYSTEM

1	2	3	4	5	6	7	8	9	10	11	12	13	14	15	16
Group Code	Group Name	NAIC Company Code	ID Number	Federal RSSD	CIK	Name of Securities Exchange if Publicly Traded (U.S. or International)	Names of Parent, Subsidiaries Or Affiliates	Domi-ciliary Location	Relation-ship to Reporting Entity	Directly Controlled by (Name of Entity/Person)	Type of Control (Ownership, Board, Management, Attorney-in-Fact, Influence, Other)	If Control is Owner-ship Provide Percen-tage	Ultimate Controlling Entity(ies)/Person(s)	Is an SCA Filing Re-quired? (Y/N)	*
0707	UnitedHealth Group Incorporated	00000	62-1468431				Nashville-SCA Surgery Centers, Inc.	TN	NIA	SC Affiliates, LLC	Ownership	100.000	UnitedHealth Group Incorporated		
		98205	73-1187572				National Foundation Life Insurance Company	TX	IA	Enterprise Life Insurance Company	Ownership	100.000	UnitedHealth Group Incorporated		
		00000	47-2336925				National MedTrans, LLC	NY	NIA	Specialty Benefits, LLC	Ownership	100.000	UnitedHealth Group Incorporated		
0707	UnitedHealth Group Incorporated	95251	76-0196559				National Pacific Dental, Inc.	TX	IA	Dental Benefit Providers, Inc.	Ownership	100.000	UnitedHealth Group Incorporated		
		00000	36-3549627				National Surgery Centers, LLC	DE	NIA	Surgical Care Affiliates, LLC	Ownership	100.000	UnitedHealth Group Incorporated		
		00000	84-2283691				Navigard, Inc.	DE	NIA	UnitedHealth Group Ventures, LLC	Ownership	100.000	UnitedHealth Group Incorporated		
0707	UnitedHealth Group Incorporated	95123	65-0996107				Neighborhood Health Partnership, Inc.	FL	IA	UnitedHealthcare, Inc.	Ownership	100.000	UnitedHealth Group Incorporated		
		00000	20-4755277				Netwerkes, LLC	TN	NIA	Optum360 Solutions, LLC	Ownership	100.000	UnitedHealth Group Incorporated		
		95758	88-0228572				Nevada Pacific Dental	NV	IA	Dental Benefit Providers, Inc.	Ownership	100.000	UnitedHealth Group Incorporated		
		00000	72-1267232				New Orleans Regional Physician Hospital Organization, L.L.C.	LA	NIA	UnitedHealthcare, Inc.	Ownership	100.000	UnitedHealth Group Incorporated		
		00000	84-1250135				New West Physicians, Inc.	CO	NIA	Newton Holdings, LLC	Ownership	100.000	UnitedHealth Group Incorporated		
		00000					Newton Holdings, LLC	DE	NIA	Collaborative Care Holdings, LLC	Ownership	80.100	UnitedHealth Group Incorporated		2
		00000	33-0673955				North American Medical Management California, Inc.	TN	NIA	NAMM Holdings, Inc.	Ownership	100.000	UnitedHealth Group Incorporated		
		00000	27-2248103				North Dalias Surgical Center, LLC	DE	NIA	THR-SCA Holdings, LLC	Influence	51.000	UnitedHealth Group Incorporated		5
		00000	20-1023581				North Puget Sound Center for Sleep Disorders, LLC	WA	NIA	Everett MSO, Inc.	Ownership	71.250	UnitedHealth Group Incorporated		2
		00000	20-2564137				North Puget Sound Oncology Equipment Leasing Company, LLC	WA	NIA	Everett MSO, Inc.	Ownership	100.000	UnitedHealth Group Incorporated		
		00000	88-0245121				Northern Nevada Health Network, Inc.	NV	NIA	Sierra Health Services, Inc.	Ownership	100.000	UnitedHealth Group Incorporated		
		00000	63-1240726				Northern Rockies Surgery Center, L.P.	TN	NIA	Northern Rockies Surgicenter, Inc.	Influence	0.400	UnitedHealth Group Incorporated		5
		00000	81-0399251				Northern Rockies Surgicenter, Inc.	MT	NIA	National Surgery Centers, LLC	Ownership	100.000	UnitedHealth Group Incorporated		
		00000	95-4748023				Northridge Medical Group, Inc.	CA	NIA	Healthcare Partners Affiliates Medical Group	Influence	0.000	UnitedHealth Group Incorporated		5
		00000	37-1007387				Northwest Surgicare, LLC	DE	NIA	Surgery Center Holding, LLC	Ownership	100.000	UnitedHealth Group Incorporated		
		00000	75-2494046				Northwest Surgicare, Ltd.	IL	NIA	Northwest Surgicare, LLC	Ownership	62.000	UnitedHealth Group Incorporated		2
		00000	61-1855159				NPN IPA Washington, PLLC	WA	NIA	Everett Physicians, Inc. P.S.	Influence	0.000	UnitedHealth Group Incorporated		5
		00000	56-1754480				NSC Fayetteville, LLC	DE	NIA	National Surgery Centers, LLC	Ownership	100.000	UnitedHealth Group Incorporated		
		00000	56-1963226				NSC Greensboro West, LLC	DE	NIA	National Surgery Centers, LLC	Influence	0.490	UnitedHealth Group Incorporated		5
		00000	56-1775016				NSC Greensboro, LLC	DE	NIA	National Surgery Centers, LLC	Ownership	100.000	UnitedHealth Group Incorporated		
		00000	36-4210296				NSC Lancaster, LLC	DE	NIA	National Surgery Centers, LLC	Ownership	100.000	UnitedHealth Group Incorporated		
		00000	91-1553479				NSC Seattle, Inc.	WA	NIA	National Surgery Centers, LLC	Ownership	100.000	UnitedHealth Group Incorporated		
		00000	33-0812824				NSC Upland, LLC	DE	NIA	National Surgery Centers, LLC	Ownership	100.000	UnitedHealth Group Incorporated		
		00000	46-5025690				NYSCA, LLC	NY	NIA	Surgical Care Affiliates, LLC	Influence	0.330	UnitedHealth Group Incorporated		5
		00000	83-4364718				OC Cardiology Practice Partners, LLC	DE	NIA	SC Affiliates, LLC	Ownership	100.000	UnitedHealth Group Incorporated		
		00000	98-1454609				Omesa S.A.	CHL	NIA	Vidaintegra S.A.	Ownership	99.990	UnitedHealth Group Incorporated		
		00000	98-1454609				Omesa S.A.	CHL	NIA	Saden S.A.	Ownership	0.010	UnitedHealth Group Incorporated		
		00000	27-0062838				OmniClaim, LLC	DE	NIA	Equian, LLC	Ownership	100.000	UnitedHealth Group Incorporated		
		00000	98-1456252				Oncocare S.A.C.	PER	NIA	Pacifico S.A. Entidad Prestadora de Salud	Ownership	80.000	UnitedHealth Group Incorporated		2
		00000	52-2129786				OneNet PPO, LLC	MD	NIA	UnitedHealthcare Insurance Company	Ownership	100.000	UnitedHealth Group Incorporated		
0707	UnitedHealth Group Incorporated	00000	26-1914835				OPHTHALMOLOGY SURGERY CENTER OF DALLAS, LLC	TX	NIA	THR-SCA Holdings, LLC	Influence	51.000	UnitedHealth Group Incorporated		5
		96940	52-1518174				Optimum Choice, Inc.	MD	IA	United HealthCare Services, Inc.	Ownership	100.000	UnitedHealth Group Incorporated		
		00000	47-0858534	3202702			Optum Bank, Inc.	UT	NIA	OptumHealth Financial Services, Inc.	Ownership	100.000	UnitedHealth Group Incorporated		
		00000	36-3437660				Optum Biometrics, Inc.	IL	NIA	OptumHealth Care Solutions, LLC	Ownership	100.000	UnitedHealth Group Incorporated		
		00000	26-0683057				Optum Care Services Company	TN	NIA	Inspiris, Inc.	Ownership	100.000	UnitedHealth Group Incorporated		
		00000	83-1959511				Optum Care, Inc.	DE	NIA	Collaborative Care Services, Inc.	Ownership	100.000	UnitedHealth Group Incorporated		
		00000	75-2778455				Optum Clinic, P.A.	TX	NIA	Physician(s) owned	Influence	0.000	UnitedHealth Group Incorporated		4
		00000	37-1782217				Optum Clinics Holdings, Inc.	DE	NIA	Collaborative Care Holdings, LLC	Ownership	100.000	UnitedHealth Group Incorporated		
		00000	38-3969193				Optum Clinics Intermediate Holdings, Inc.	DE	NIA	Optum Clinics Holdings, Inc.	Ownership	100.000	UnitedHealth Group Incorporated		
		00000					Optum Digital Health Holdings, LLC	DE	NIA	Consumer Wellness Solutions, Inc.	Ownership	100.000	UnitedHealth Group Incorporated		
		00000								UnitedHealthcare International VIII S.à r.l.					
		00000	98-1325466				Optum Finance (Ireland) Unlimited Company	IRL	NIA		Ownership	100.000	UnitedHealth Group Incorporated		

**SCHEDULE Y**  
**PART 1A - DETAIL OF INSURANCE HOLDING COMPANY SYSTEM**

1	2	3	4	5	6	7	8	9	10	11	12	13	14	15	16
Group Code	Group Name	NAIC Company Code	ID Number	Federal RSSD	CIK	Name of Securities Exchange if Publicly Traded (U.S. or International)	Names of Parent, Subsidiaries Or Affiliates	Domi-ciliary Location	Relation-ship to Reporting Entity	Directly Controlled by (Name of Entity/Person)	Type of Control (Ownership, Board, Management, Attorney-in-Fact, Influence, Other)	If Control is Owner-ship Provide Percen-tage	Ultimate Controlling Entity(ies)/Person(s)	Is an SCA Filing Re-quired? (Y/N)	*
		.00000	98-1103015				Optum Global Solutions (India) Private Limited	.IND	.NIA	Optum Global Solutions International B.V.	Ownership	99.999	UnitedHealth Group Incorporated		
		.00000	98-1103015				Optum Global Solutions (India) Private Limited	.IND	.NIA	UnitedHealth International, Inc.	Ownership	0.001	UnitedHealth Group Incorporated		
		.00000	98-1097776				Optum Global Solutions (Philippines), Inc.	.PHL	.NIA	Optum Global Solutions International B.V.	Ownership	99.992	UnitedHealth Group Incorporated		2
		.00000	98-1201187				Optum Global Solutions International B.V.	.NLD	.NIA	Optum Technology, Inc.	Ownership	97.480	UnitedHealth Group Incorporated		
		.00000	98-1201187				Optum Global Solutions International B.V.	.NLD	.NIA	OptumHealth International B.V.	Ownership	2.520	UnitedHealth Group Incorporated		
		.00000	04-3574101				Optum Government Solutions, Inc.	.DE	.NIA	OptumInsight, Inc.	Ownership	100.000	UnitedHealth Group Incorporated		
		.00000					Optum Growth Partners, LLC	.DE	.NIA	Optum, Inc.	Ownership	100.000	UnitedHealth Group Incorporated		
		.00000					Optum Health & Technology (Hong Kong) Limited	.CHN	.NIA	OptumHealth International B.V.	Ownership	100.000	UnitedHealth Group Incorporated		
		.00000	98-1095799				Optum Health & Technology (India) Private Limited	.IND	.NIA	OptumHealth International B.V.	Ownership	99.999	UnitedHealth Group Incorporated		
		.00000	98-1095799				Optum Health & Technology (India) Private Limited	.IND	.NIA	United Behavioral Health	Ownership	0.001	UnitedHealth Group Incorporated		
		.00000	98-1097886				Optum Health & Technology (Singapore) Pte. Ltd.	.SGP	.NIA	OptumHealth International B.V.	Ownership	100.000	UnitedHealth Group Incorporated		
		.00000	20-2149493				Optum Health & Technology (US), LLC	.MO	.NIA	OptumHealth Holdings, LLC	Ownership	100.000	UnitedHealth Group Incorporated		
		.00000	43-1747235				Optum Health & Technology Holdings (US), Inc.	.MO	.NIA	Optum, Inc.	Ownership	100.000	UnitedHealth Group Incorporated		
		.00000	98-1184561				Optum Health & Technology Serviços do Brasil Ltda.	.BRA	.NIA	Optum Global Solutions International B.V.	Ownership	99.998	UnitedHealth Group Incorporated		
		.00000	98-1184561				Optum Health & Technology Serviços do Brasil Ltda.	.BRA	.NIA	OptumInsight, Inc.	Ownership	0.002	UnitedHealth Group Incorporated		
		.00000	98-1276517				Optum Health and Technology FZ-LLC	.ARE	.NIA	Optum Global Solutions International B.V.	Ownership	100.000	UnitedHealth Group Incorporated		
		.00000	98-1097921				Optum Health Services (Canada) Ltd.	.CAN	.NIA	Optum Health & Technology Holdings (US), Inc.	Ownership	100.000	UnitedHealth Group Incorporated		
		.00000	98-1406274				Optum Health Solutions (Australia) Pty Ltd.	.AUS	.NIA	Optum UK Solutions Group Limited	Ownership	100.000	UnitedHealth Group Incorporated		
		.00000	98-1147355				Optum Health Solutions (UK) Limited	.GBR	.NIA	Optum UK Solutions Group Limited	Ownership	100.000	UnitedHealth Group Incorporated		
		.00000	58-2068880				Optum Healthcare of Illinois, Inc.	.GA	.NIA	Optum Women's and Children's Health, LLC	Ownership	100.000	UnitedHealth Group Incorporated		
		.00000	20-0212381				Optum Hospice Pharmacy Services, LLC	.DE	.NIA	OptumRx Health Solutions, LLC	Ownership	100.000	UnitedHealth Group Incorporated		
		.00000	11-2997132				Optum Infusion Services 100, Inc.	.NY	.NIA	BriovaRx Infusion Services, Inc.	Ownership	100.000	UnitedHealth Group Incorporated		
		.00000	11-3485985				Optum Infusion Services 101, Inc.	.NY	.NIA	Optum Infusion Services 100, Inc.	Ownership	100.000	UnitedHealth Group Incorporated		
		.00000	27-1533840				Optum Infusion Services 103, LLC	.DE	.NIA	Serquinnox Holdings LLC	Ownership	100.000	UnitedHealth Group Incorporated		
		.00000	63-1284325				Optum Infusion Services 206, Inc.	.AL	.NIA	Ambient Healthcare, Inc.	Ownership	100.000	UnitedHealth Group Incorporated		
		.00000	63-0964525				Optum Infusion Services 207, Inc.	.AL	.NIA	Optum Infusion Services 206, Inc.	Ownership	100.000	UnitedHealth Group Incorporated		
		.00000	20-4963945				Optum Infusion Services 208, Inc.	.NC	.NIA	Ambient Healthcare, Inc.	Ownership	100.000	UnitedHealth Group Incorporated		
		.00000	75-2196224				Optum Infusion Services 301, LP	.OK	.NIA	BriovaRx Infusion Services, Inc.	Ownership	99.950	UnitedHealth Group Incorporated		
		.00000	75-2196224				Optum Infusion Services 301, LP	.OK	.NIA	BriovaRx Infusion Services 305, LLC	Ownership	0.050	UnitedHealth Group Incorporated		
		.00000	27-0668812				Optum Infusion Services 302, LLC	.NE	.NIA	BriovaRx Infusion Services, Inc.	Ownership	100.000	UnitedHealth Group Incorporated		
		.00000	20-3741084				Optum Infusion Services 308, LLC	.AZ	.NIA	SCP Specialty Infusion, LLC	Ownership	100.000	UnitedHealth Group Incorporated		
		.00000	02-0653265				Optum Infusion Services 401, LLC	.CA	.NIA	SCP Specialty Infusion, LLC	Ownership	100.000	UnitedHealth Group Incorporated		
		.00000	47-0941801				Optum Infusion Services 403, LLC	.CA	.NIA	SCP Specialty Infusion, LLC	Ownership	100.000	UnitedHealth Group Incorporated		
		.00000	93-1103256				Optum Infusion Services 404, LLC	.OR	.NIA	SCP Specialty Infusion, LLC	Ownership	100.000	UnitedHealth Group Incorporated		
		.00000	84-2822134				Optum Infusion Services 501, Inc.	.DE	.NIA	BriovaRx Infusion Services, Inc.	Ownership	100.000	UnitedHealth Group Incorporated		
.0707	UnitedHealth Group Incorporated	.69647	31-0628424				Optum Insurance of Ohio, Inc.	.OH	.IA	OptumRx PBM of Maryland, LLC	Ownership	100.000	UnitedHealth Group Incorporated		
		.00000	46-4734521				Optum Labs Dimensions, Inc.	.DE	.NIA	Optum Labs, Inc.	Ownership	100.000	UnitedHealth Group Incorporated		
		.00000	98-1249178				Optum Labs International (UK) Ltd.	.GBR	.NIA	Optum, Inc.	Ownership	100.000	UnitedHealth Group Incorporated		
		.00000	46-1615964				Optum Labs, Inc.	.DE	.NIA	Optum, Inc.	Ownership	100.000	UnitedHealth Group Incorporated		
		.00000	98-1209730				Optum Life Sciences (Canada) Inc.	.CAN	.NIA	OptumInsight Life Sciences, Inc.	Ownership	100.000	UnitedHealth Group Incorporated		
		.00000					Optum Management Consulting (Shanghai) Co., Ltd.	.CHN	.NIA	Optum Health & Technology Holdings (US), Inc.	Ownership	100.000	UnitedHealth Group Incorporated		
		.00000	30-0826311				Optum Medical Services of California, P.C.	.CA	.NIA	Physician(s) owned	Influence	0.000	UnitedHealth Group Incorporated		4
		.00000	45-3866363				Optum Medical Services, P.C.	.NC	.NIA	Physician(s) owned	Influence	0.000	UnitedHealth Group Incorporated		4

SCHEDULE Y  
PART 1A - DETAIL OF INSURANCE HOLDING COMPANY SYSTEM

1	2	3	4	5	6	7	8	9	10	11	12	13	14	15	16
Group Code	Group Name	NAIC Company Code	ID Number	Federal RSSD	CIK	Name of Securities Exchange if Publicly Traded (U.S. or International)	Names of Parent, Subsidiaries Or Affiliates	Domi-ciliary Location	Relation-ship to Reporting Entity	Directly Controlled by (Name of Entity/Person)	Type of Control (Ownership, Board, Management, Attorney-in-Fact, Influence, Other)	If Control is Owner-ship Provide Percen-tage	Ultimate Controlling Entity(ies)/Person(s)	Is an SCA Filing Re-quired? (Y/N)	*
0707	UnitedHealth Group Incorporated	11068	30-0029448				Optum Networks of New Jersey, Inc.	DE	IA	OrthoNet Holdings, Inc.	Ownership	100.000	UnitedHealth Group Incorporated		
		.00000	90-1001805				Optum Nevada Accountable Care Organization LLC	DE	NIA	Collaborative Care Holdings, LLC	Ownership	100.000	UnitedHealth Group Incorporated		
		.00000	58-1873062				Optum of New York, Inc.	NY	NIA	Optum Women's and Children's Health, LLC	Ownership	100.000	UnitedHealth Group Incorporated		
		.00000	98-1097761				Optum Operations (Ireland) Unlimited Company	IRL	NIA	UnitedHealthcare International VII S.à r.l.	Ownership	100.000	UnitedHealth Group Incorporated		
		.00000	20-8911466				Optum Palliative and Hospice Care of Pennsylvania, Inc.	TN	NIA	Hospice Inspiris Holdings, Inc.	Ownership	100.000	UnitedHealth Group Incorporated		
		.00000	20-8911303				Optum Palliative and Hospice Care of Texas, Inc.	TN	NIA	Hospice Inspiris Holdings, Inc.	Ownership	100.000	UnitedHealth Group Incorporated		
		.00000	30-0226127				Optum Palliative and Hospice Care, Inc.	DE	NIA	Collaborative Care Holdings, LLC	Ownership	100.000	UnitedHealth Group Incorporated		
		.00000	84-2827343				Optum Pharmacy 701, LLC	DE	NIA	OptumRx Administrative Services, LLC	Ownership	100.000	UnitedHealth Group Incorporated		
		.00000	46-2731176				Optum Pharmacy 702, LLC	IN	NIA	OptumRx PBM of Illinois, Inc.	Ownership	100.000	UnitedHealth Group Incorporated		
		.00000	45-2532834				Optum Pharmacy 703, LLC	IN	NIA	OptumRx PBM of Illinois, Inc.	Ownership	100.000	UnitedHealth Group Incorporated		
		.00000	55-0824381				Optum Pharmacy 705, LLC	AL	NIA	BrioVaRx of Maine, Inc.	Ownership	100.000	UnitedHealth Group Incorporated		
		.00000	20-4581265				Optum Public Sector Solutions, Inc.	DE	NIA	OptumInsight, Inc.	Ownership	100.000	UnitedHealth Group Incorporated		
		.00000	46-3328009				Optum Rocket, Inc.	DE	NIA	OptumInsight, Inc.	Ownership	100.000	UnitedHealth Group Incorporated		
		.00000	26-0543382				Optum Senior Services, LLC	AL	NIA	Optum Hospice Pharmacy Services, LLC	Ownership	100.000	UnitedHealth Group Incorporated		
		.00000	98-1307821				Optum Services (Ireland) Limited	IRL	NIA	Optum Operations (Ireland) Unlimited Company	Ownership	100.000	UnitedHealth Group Incorporated		
		.00000	66-0870003				Optum Services (Puerto Rico) LLC	PR	NIA	UnitedHealthcare International III B.V.	Ownership	100.000	UnitedHealth Group Incorporated		
		.00000	45-4683454				Optum Services, Inc.	DE	NIA	Optum, Inc.	Ownership	100.000	UnitedHealth Group Incorporated		
		.00000	98-1284698				Optum Solutions do Brasil – Tecnologia e Serviços de Suporte Ltda.	BRA	NIA	Amil Assistência Médica Internacional S.A.	Ownership	100.000	UnitedHealth Group Incorporated		
		.00000	98-1284698				Optum Solutions do Brasil – Tecnologia e Serviços de Suporte Ltda.	BRA	NIA	Cemed Care – Empresa de Atendimento Clínico Geral Ltda.	Ownership	0.000	UnitedHealth Group Incorporated		
		.00000	98-0644599				Optum Solutions UK Holdings Limited	GBR	NIA	Optum Health & Technology Holdings (US), Inc.	Ownership	100.000	UnitedHealth Group Incorporated		
		.00000	46-5713629				Optum Technology, Inc.	DE	NIA	Optum, Inc.	Ownership	100.000	UnitedHealth Group Incorporated		
		.00000	98-1097769				Optum UK Solutions Group Limited	GBR	NIA	Optum Solutions UK Holdings Limited	Ownership	100.000	UnitedHealth Group Incorporated		
		.00000	58-2205984				Optum Women's and Children's Health, LLC	DE	NIA	My Wellness Solutions, LLC	Ownership	100.000	UnitedHealth Group Incorporated		
		.00000	30-0580620	3119994			Optum, Inc.	DE	NIA	United HealthCare Services, Inc.	Ownership	100.000	UnitedHealth Group Incorporated		
		.00000	46-3983926				Optum360 Services, Inc.	DE	NIA	Optum Rocket, Inc.	Ownership	69.000	UnitedHealth Group Incorporated		2
		.00000	82-3446942				Optum360 Solutions, LLC	DE	NIA	OptumInsight, Inc.	Ownership	100.000	UnitedHealth Group Incorporated		
		.00000	46-3328307				Optum360, LLC	DE	NIA	Optum Rocket, Inc.	Ownership	69.000	UnitedHealth Group Incorporated		2
		.00000	45-3007684				OptumCare ACO Florida, LLC	FL	NIA	OptumCare ACO Holdings, LLC	Ownership	100.000	UnitedHealth Group Incorporated		
		.00000	45-3006976				OptumCare ACO Holdings, LLC	CA	NIA	OptumCare Management, LLC	Ownership	100.000	UnitedHealth Group Incorporated		
		.00000	25-1866551				OptumCare ACO New Mexico, LLC	DE	NIA	OptumCare New Mexico, LLC	Ownership	100.000	UnitedHealth Group Incorporated		
		.00000	47-1422097				OptumCare Clinical Trials, LLC	DE	NIA	OptumCare Holdings, LLC	Ownership	100.000	UnitedHealth Group Incorporated		
		.00000	35-2597463				OptumCare Colorado ASC, LLC	CO	NIA	OptumCare Colorado, LLC	Ownership	100.000	UnitedHealth Group Incorporated		
		.00000	47-2218380				OptumCare Colorado Springs, LLC	CO	NIA	OptumCare Holdings Colorado, LLC	Ownership	100.000	UnitedHealth Group Incorporated		
		.00000	47-2196783				OptumCare Colorado, LLC	CO	NIA	OptumCare Management, LLC	Ownership	100.000	UnitedHealth Group Incorporated		
		.00000	26-1508741				OptumCare Endoscopy Center New Mexico, LLC	NM	NIA	OptumCare New Mexico, LLC	Ownership	100.000	UnitedHealth Group Incorporated		
		.00000	82-2227280				OptumCare Florida C1, LLC	DE	NIA	OptumCare Florida, LLC	Ownership	100.000	UnitedHealth Group Incorporated		
		.00000	87-0408859				OptumCare Florida, LLC	DE	NIA	Intermountain Medical Holdings Nevada, Inc.	Influence	100.000	UnitedHealth Group Incorporated		5
		.00000	46-2385459				OptumCare Health Plan of California, Inc.	DE	IA	OptumCare Holdings, LLC	Ownership	100.000	UnitedHealth Group Incorporated		
		.00000	30-0999065				OptumCare Holdings Colorado, LLC	CO	NIA	OptumCare Colorado, LLC	Ownership	85.000	UnitedHealth Group Incorporated		2
		.00000	20-8571405				OptumCare Holdings New Mexico, LLC	NM	NIA	OptumCare Management, LLC	Ownership	100.000	UnitedHealth Group Incorporated		
		.00000	56-2592163				OptumCare Holdings, LLC	CA	NIA	Collaborative Care Holdings, LLC	Ownership	100.000	UnitedHealth Group Incorporated		
		.00000	95-4509662				OptumCare Management, LLC	DE	NIA	OptumCare Holdings, LLC	Ownership	100.000	UnitedHealth Group Incorporated		
		.00000	20-4043287				OptumCare New Mexico, LLC	DE	NIA	OptumCare Holdings New Mexico, LLC	Ownership	100.000	UnitedHealth Group Incorporated		
		.00000	45-3462809				OptumCare South Florida, LLC	FL	NIA	OptumCare Management, LLC	Ownership	100.000	UnitedHealth Group Incorporated		
		.00000	41-1591944				OptumHealth Care Solutions, LLC	DE	NIA	OptumInsight, Inc.	Ownership	100.000	UnitedHealth Group Incorporated		

SCHEDULE Y  
PART 1A - DETAIL OF INSURANCE HOLDING COMPANY SYSTEM

1	2	3	4	5	6	7	8	9	10	11	12	13	14	15	16
Group Code	Group Name	NAIC Company Code	ID Number	Federal RSSD	CIK	Name of Securities Exchange if Publicly Traded (U.S. or International)	Names of Parent, Subsidiaries Or Affiliates	Domi-ciliary Location	Relation-ship to Reporting Entity	Directly Controlled by (Name of Entity/Person)	Type of Control (Ownership, Board, Management, Attorney-in-Fact, Influence, Other)	If Control is Owner-ship Provide Percen-tage	Ultimate Controlling Entity(ies)/Person(s)	Is an SCA Filing Re-quired? (Y/N)	*
		.00000	47-0858530				OptumHealth Financial Services, Inc. ....	.DE	NIA.....	OptumHealth Holdings, LLC .....	Ownership.....	100.000	UnitedHealth Group Incorporated .....		
		.00000	47-1192395				OptumHealth Holdings, LLC .....	.DE	NIA.....	Optum, Inc. ....	Ownership.....	100.000	UnitedHealth Group Incorporated .....		
		.00000	98-1106868				OptumHealth International B.V. ....	.NLD	NIA.....	Catamaran S.á.r.l. ....	Ownership.....	100.000	UnitedHealth Group Incorporated .....		
		.00000					OptumInsight Holdings, LLC .....	.DE	NIA.....	Optum, Inc. ....	Ownership.....	100.000	UnitedHealth Group Incorporated .....		
		.00000	98-1401978				OptumInsight India Private Limited .....	.IND	NIA.....	ABCO International Holdings, LLC .....	Ownership.....	99.065	UnitedHealth Group Incorporated .....		
		.00000	98-1401978				OptumInsight India Private Limited .....	.IND	NIA.....	The Advisory Board Company .....	Ownership.....	0.935	UnitedHealth Group Incorporated .....		
		.00000	04-3383745				OptumInsight Life Sciences, Inc. ....	.DE	NIA.....	OptumInsight, Inc. ....	Ownership.....	100.000	UnitedHealth Group Incorporated .....		
		.00000	41-1858498				OptumInsight, Inc. ....	.DE	NIA.....	OptumInsight Holdings, LLC .....	Ownership.....	100.000	UnitedHealth Group Incorporated .....		
		.00000	75-2578509				OptumRx Administrative Services, LLC .....	.TX	NIA.....	OptumRx Holdings I, LLC .....	Ownership.....	100.000	UnitedHealth Group Incorporated .....		
		.00000	31-1728846				OptumRx Discount Card Services, LLC .....	.DE	NIA.....	OptumRx PBM of Illinois, Inc. ....	Ownership.....	100.000	UnitedHealth Group Incorporated .....		
		.00000	47-4734235				OptumRx Group Holdings, Inc. ....	.DE	NIA.....	Optum, Inc. ....	Ownership.....	100.000	UnitedHealth Group Incorporated .....		
		.00000	46-0666840				OptumRx Health Solutions, LLC .....	.DE	NIA.....	OptumRx Administrative Services, LLC .....	Ownership.....	100.000	UnitedHealth Group Incorporated .....		
		.00000	80-0870454				OptumRx Holdings I, LLC .....	.DE	NIA.....	OptumRx Group Holdings, Inc. ....	Ownership.....	100.000	UnitedHealth Group Incorporated .....		
		.00000					OptumRx Holdings, LLC .....	.DE	NIA.....	Optum, Inc. ....	Ownership.....	100.000	UnitedHealth Group Incorporated .....		
		.00000	34-1472211				OptumRx Home Delivery of Ohio, LLC .....	.OH	NIA.....	OptumRx Health Solutions, LLC .....	Ownership.....	100.000	UnitedHealth Group Incorporated .....		
		.00000	20-0218027				OptumRx IPA III, Inc. ....	.NY	NIA.....	OptumRx PBM of Maryland, LLC .....	Ownership.....	100.000	UnitedHealth Group Incorporated .....		
		.00000	20-0151096				OptumRx NY IPA, Inc. ....	.NY	NIA.....	OptumRx, Inc. ....	Ownership.....	100.000	UnitedHealth Group Incorporated .....		
		.00000	27-3419292				OptumRx of Pennsylvania, LLC .....	.DE	NIA.....	OptumRx Health Solutions, LLC .....	Ownership.....	100.000	UnitedHealth Group Incorporated .....		
		.00000	11-2581812				OptumRx PBM of Illinois, Inc. ....	.DE	NIA.....	OptumRx Administrative Services, LLC .....	Ownership.....	100.000	UnitedHealth Group Incorporated .....		
		.00000	88-0361447				OptumRx PBM of Maryland, LLC .....	.NV	NIA.....	OptumRx Health Solutions, LLC .....	Ownership.....	100.000	UnitedHealth Group Incorporated .....		
		.00000	03-0592263				OptumRx PBM of Pennsylvania, LLC .....	.PA	NIA.....	OptumRx of Pennsylvania, LLC .....	Ownership.....	100.000	UnitedHealth Group Incorporated .....		
		.00000	26-1424534				OptumRx PBM of Puerto Rico, LLC .....	.NV	NIA.....	OptumRx PBM of Maryland, LLC .....	Ownership.....	100.000	UnitedHealth Group Incorporated .....		
		.00000	38-3693753				OptumRx PBM of Wisconsin, LLC .....	.WI	NIA.....	OptumRx PBM of Illinois, Inc. ....	Ownership.....	100.000	UnitedHealth Group Incorporated .....		
		.00000	16-1767416				OptumRx PD of Pennsylvania, LLC .....	.PA	NIA.....	OptumRx of Pennsylvania, LLC .....	Ownership.....	100.000	UnitedHealth Group Incorporated .....		
		.00000	88-0373347				OptumRx Pharmacy of Nevada, Inc. ....	.NV	NIA.....	OptumRx Health Solutions, LLC .....	Ownership.....	100.000	UnitedHealth Group Incorporated .....		
		.00000	47-3146510				OptumRx Pharmacy, Inc. ....	.DE	NIA.....	OptumRx, Inc. ....	Ownership.....	100.000	UnitedHealth Group Incorporated .....		
		.00000	33-0441200				OptumRx, Inc. ....	.CA	NIA.....	OptumRx Holdings, LLC .....	Ownership.....	100.000	UnitedHealth Group Incorporated .....		
		.00000	52-2016292				OptumServe Technology Services, Inc. ....	.MD	NIA.....	OptumInsight, Inc. ....	Ownership.....	100.000	UnitedHealth Group Incorporated .....		
		.00000	22-3883387				OREGON OUTPATIENT SURGERY CENTER, LLC .....	.OR	NIA.....	Providence & SCA Off-Campus Holdings, LLC .....	Influence.....	51.180	UnitedHealth Group Incorporated .....		5
		.00000	59-3125869				Orlando Center for Outpatient Surgery, L.P. ....	.GA	NIA.....	Surgical Health of Orlando, LLC .....	Ownership.....	51.000	UnitedHealth Group Incorporated .....		2
		.00000	46-2881462				Orthology Mid-Atlantic, Inc. ....	.DE	NIA.....	Orthology, Inc. ....	Ownership.....	100.000	UnitedHealth Group Incorporated .....		
		.00000	46-2742615				Orthology, Inc. ....	.DE	NIA.....	UnitedHealth Group Ventures, LLC .....	Ownership.....	100.000	UnitedHealth Group Incorporated .....		
		.00000	13-3960641				OrthoNet Holdings, Inc. ....	.DE	NIA.....	OptumHealth Care Solutions, LLC .....	Ownership.....	100.000	UnitedHealth Group Incorporated .....		
		.00000	13-3818652				OrthoNet LLC .....	.NY	NIA.....	OrthoNet Holdings, Inc. ....	Ownership.....	100.000	UnitedHealth Group Incorporated .....		
		.00000	13-4025898				OrthoNet New York IPA, Inc. ....	.NY	NIA.....	OrthoNet Holdings, Inc. ....	Ownership.....	100.000	UnitedHealth Group Incorporated .....		
		.00000	26-2884306				OrthoNet of the South, Inc. ....	.DE	NIA.....	OrthoNet Holdings, Inc. ....	Ownership.....	100.000	UnitedHealth Group Incorporated .....		
		.00000	46-1581769				OrthoNet Services, Inc. ....	.DE	NIA.....	OrthoNet Holdings, Inc. ....	Ownership.....	100.000	UnitedHealth Group Incorporated .....		
		.00000	20-0221966				OrthoNet West, Inc. ....	.DE	NIA.....	OrthoNet Holdings, Inc. ....	Ownership.....	100.000	UnitedHealth Group Incorporated .....		
							ORTHOPEDIC SURGERY CENTER OF PALM BEACH COUNTY, LLC .....	.FL	NIA.....	SCA-Palm Beach, LLC .....	Influence.....	20.000	UnitedHealth Group Incorporated .....		5
		.00000	81-2594417				OSB – Tecnologia e Serviços de Suporte Ltda. ....	.BRA	NIA.....	Anil Assistência Médica Internacional S.A. ....	Ownership.....	99.990	UnitedHealth Group Incorporated .....		
							OSB – Tecnologia e Serviços de Suporte Ltda. ....			Cemed Care – Empresa de Atendimento Clínico Geral Ltda. ....	Ownership.....	0.010	UnitedHealth Group Incorporated .....		
		.00000	41-1921007				Ovations, Inc. ....	.DE	NIA.....	United HealthCare Services, Inc. ....	Ownership.....	100.000	UnitedHealth Group Incorporated .....		
		.00000	06-1587795				Oxford Benefit Management, Inc. ....	.CT	NIA.....	Oxford Health Plans LLC .....	Ownership.....	100.000	UnitedHealth Group Incorporated .....		
.0707	UnitedHealth Group Incorporated .....	.78026	22-2797560				Oxford Health Insurance, Inc. ....	.NY	.IA.....	UnitedHealthcare Insurance Company .....	Ownership.....	100.000	UnitedHealth Group Incorporated .....		
.0707	UnitedHealth Group Incorporated .....	.96798	06-1181201				Oxford Health Plans (CT), Inc. ....	.CT	.IA.....	Oxford Health Plans LLC .....	Ownership.....	100.000	UnitedHealth Group Incorporated .....		
.0707	UnitedHealth Group Incorporated .....	.95506	22-2745725				Oxford Health Plans (NJ), Inc. ....	.NJ	.IA.....	Oxford Health Plans LLC .....	Ownership.....	100.000	UnitedHealth Group Incorporated .....		
.0707	UnitedHealth Group Incorporated .....	.95479	06-1181200				Oxford Health Plans (NY), Inc. ....	.NY	.IA.....	Oxford Health Plans LLC .....	Ownership.....	100.000	UnitedHealth Group Incorporated .....		
		.00000	52-2443751				Oxford Health Plans LLC .....	.DE	NIA.....	UnitedHealth Group Incorporated .....	Ownership.....	100.000	UnitedHealth Group Incorporated .....		
		.00000	27-0008097				P2P Link, LLC .....	.DE	NIA.....	SPPS, LLC .....	Ownership.....	100.000	UnitedHealth Group Incorporated .....		
		.00000					Pacific Casualty Company, Inc. ....	.HI	NIA.....	USHEALTH Group, Inc. ....	Influence.....	100.000	UnitedHealth Group Incorporated .....		5

SCHEDULE Y  
PART 1A - DETAIL OF INSURANCE HOLDING COMPANY SYSTEM

1	2	3	4	5	6	7	8	9	10	11	12	13	14	15	16
Group Code	Group Name	NAIC Company Code	ID Number	Federal RSSD	CIK	Name of Securities Exchange if Publicly Traded (U.S. or International)	Names of Parent, Subsidiaries Or Affiliates	Domi-ciliary Location	Relation-ship to Reporting Entity	Directly Controlled by (Name of Entity/Person)	Type of Control (Ownership, Board, Management, Attorney-in-Fact, Influence, Other)	If Control is Owner-ship Provide Percen-tage	Ultimate Controlling Entity(ies)/Person(s)	Is an SCA Filing Re-quired? (Y/N)	*
							PacifiCare Life and Health Insurance Company	IN	IA	United HealthCare Services, Inc.	Ownership	100.000	UnitedHealth Group Incorporated		
.0707	UnitedHealth Group Incorporated	.70785	35-1137395				PacifiCare Life Assurance Company	CO	IA	United HealthCare Services, Inc.	Ownership	100.000	UnitedHealth Group Incorporated		
.0707	UnitedHealth Group Incorporated	.84506	95-2829463				PacifiCare of Arizona, Inc.	AZ	IA	United HealthCare Services, Inc.	Ownership	100.000	UnitedHealth Group Incorporated		
.0707	UnitedHealth Group Incorporated	.95617	94-3267522				PacifiCare of Colorado, Inc.	CO	IA	United HealthCare Services, Inc.	Ownership	100.000	UnitedHealth Group Incorporated		
.0707	UnitedHealth Group Incorporated	.95434	84-1011378				PacifiCare of Nevada, Inc.	NV	IA	United HealthCare Services, Inc.	Ownership	100.000	UnitedHealth Group Incorporated		
.0707	UnitedHealth Group Incorporated	.95685	86-0875231				Pacifico S.A. Entidad Prestadora de Salud	PER	NIA	Empremédica S. A.	Ownership	50.000	UnitedHealth Group Incorporated		.2
		.00000	98-1444613				Paoli Ambulatory Surgery Center	PA	NIA	SCA-Paoli, LLC	Ownership	51.000	UnitedHealth Group Incorporated		.2
		.00000	62-1595402				Paoli Surgery Center, L.P.	TN	NIA	Paoli Ambulatory Surgery Center	Ownership	64.250	UnitedHealth Group Incorporated		.2
		.00000	62-1547618				Park Hill Surgery Center, LLC	TX	NIA	THR-SCA Holdings, LLC	Influence	51.000	UnitedHealth Group Incorporated		.5
		.00000	45-1484375				Parkway Surgery Center, LLC	DE	NIA	SCA-Hagerstown, LLC	Ownership	73.690	UnitedHealth Group Incorporated		.2
		.00000	20-4127100				Pasteur Plaza Surgery Center GP, Inc.	DE	NIA	ASC Network, LLC	Ownership	100.000	UnitedHealth Group Incorporated		
		.00000	63-1271644				PatientsLikeMe LLC	DE	NIA	United HealthCare Services, Inc.	Ownership	100.000	UnitedHealth Group Incorporated		
		.00000					Patrimonio Autónomo Nueva Clínica – PANC.	COL	NIA	Clínica del Country S.A.	Ownership	65.170	UnitedHealth Group Incorporated		.2
		.00000					Patrimonio Autónomo Nueva Clínica – PANC.	COL	NIA	Banmedica Internacional SpA	Ownership	9.590	UnitedHealth Group Incorporated		.2
		.00000	62-1451147				Payment Resolution Services, LLC	TN	NIA	OptumInsight, Inc.	Ownership	100.000	UnitedHealth Group Incorporated		
		.00000	75-3265056				PCCCV, Inc.	CA	NIA	PrimeCare Medical Network, Inc.	Ownership	100.000	UnitedHealth Group Incorporated		
.0707	UnitedHealth Group Incorporated	.13607	20-5662149				Peoples Health, Inc.	LA	IA	New Orleans Regional Physician Hospital Organization, L.L.C.	Ownership	100.000	UnitedHealth Group Incorporated		
		.00000	58-1978405				Perimeter Center for Outpatient Surgery, L.P.	GA	NIA	SHC Atlanta, LLC	Influence	18.643	UnitedHealth Group Incorporated		.5
		.00000	23-2171049				Pharmacy Software Holdco, Inc.	PA	NIA	OptumRx Administrative Services, LLC	Ownership	100.000	UnitedHealth Group Incorporated		
		.00000	35-2288416				PHC Subsidiary Holdings, LLC	TX	NIA	United HealthCare Services, Inc.	Ownership	100.000	UnitedHealth Group Incorporated		
		.00000	81-2902954				Physician Alliance of the Rockies, LLC	CO	NIA	New West Physicians, Inc.	Ownership	100.000	UnitedHealth Group Incorporated		
		.00000	30-0516435				Physician Partners Medical Group, Inc.	CA	NIA	Physician(s) owned	Influence	0.000	UnitedHealth Group Incorporated		.4
		.00000	59-3438026				PHYSICIANS DAY SURGERY CENTER, LLC	FL	NIA	SCA-Naples, LLC	Ownership	51.000	UnitedHealth Group Incorporated		.2
.0707	UnitedHealth Group Incorporated	.11494	04-3677255				Physicians Health Choice of Texas, LLC	TX	IA	PHC Subsidiary Holdings, LLC	Ownership	100.000	UnitedHealth Group Incorporated		
		.00000	52-1162824				Physicians Health Plan of Maryland, Inc.	MD	NIA	United HealthCare Services, Inc.	Ownership	100.000	UnitedHealth Group Incorporated		
		.00000	98-1388873				Piano de Saúde Ana Costa Ltda.	BRA	IA	Anil Assistência Médica Internacional S.A.	Ownership	74.860	UnitedHealth Group Incorporated		
		.00000	98-1388873				Piano de Saúde Ana Costa Ltda.	BRA	IA	Santos Administração e Participações S.A.	Ownership	25.140	UnitedHealth Group Incorporated		
		.00000	66-0742844				Plus One Health Management Puerto Rico, Inc.	PR	NIA	Plus One Holdings, Inc.	Ownership	100.000	UnitedHealth Group Incorporated		
		.00000	13-3613705				Plus One Holdings, Inc.	DE	NIA	OptumHealth Care Solutions, LLC	Ownership	100.000	UnitedHealth Group Incorporated		
		.00000	80-0670247				PMI Acquisition, LLC	DE	NIA	Progressive Enterprises Holdings, Inc.	Ownership	100.000	UnitedHealth Group Incorporated		
		.00000	26-3148744				PMSI Holdings, LLC	DE	NIA	Progressive Enterprises Holdings, Inc.	Ownership	100.000	UnitedHealth Group Incorporated		
		.00000	59-3166848				PMSI Settlement Solutions, LLC	FL	NIA	PMSI Holdings, LLC	Ownership	100.000	UnitedHealth Group Incorporated		
		.00000	56-2422696				PMSI, LLC	FL	NIA	PMSI Holdings, LLC	Ownership	100.000	UnitedHealth Group Incorporated		
		.00000	98-1083164				Polar II Fundo de Investimento em Participações Multiestrategia	BRA	NIA	UnitedHealthcare International IV S.á r.l.	Ownership	100.000	UnitedHealth Group Incorporated		
		.00000	47-5563848				Polo Holdco, LLC	DE	NIA	Collaborative Care Holdings, LLC	Ownership	80.100	UnitedHealth Group Incorporated		.2
		.00000	46-5415205				POMCO Network, Inc.	NY	NIA	POMCO, Inc.	Ownership	100.000	UnitedHealth Group Incorporated		
		.00000	15-0581348				POMCO, Inc.	NY	NIA	UMR, Inc.	Ownership	100.000	UnitedHealth Group Incorporated		
		.00000	33-0261822				Pomerado Outpatient Surgical Center, Inc.	CA	NIA	ASC Network, LLC	Ownership	100.000	UnitedHealth Group Incorporated		
		.00000	33-0752699				Pomerado Outpatient Surgical Center, L.P.	CA	NIA	Pomerado Outpatient Surgical Center, Inc.	Ownership	57.500	UnitedHealth Group Incorporated		.2
		.00000	27-1454121				PPH Holdings, LLC	DE	NIA	Practice Partners in Healthcare, Inc.	Influence	1.000	UnitedHealth Group Incorporated		.5
		.00000					Precision Dialing Services, Inc.	DE	NIA	USHEALTH Career Agency, Inc.	Ownership	100.000	UnitedHealth Group Incorporated		
		.00000	65-0683927				Preferred Care Partners Holding, Corp.	FL	NIA	United HealthCare Services, Inc.	Ownership	100.000	UnitedHealth Group Incorporated		
		.00000	26-1845018				Preferred Care Partners Medical Group, Inc.	FL	NIA	Preferred Care Partners Holding, Corp.	Ownership	100.000	UnitedHealth Group Incorporated		
.0707	UnitedHealth Group Incorporated	.11176	65-0885893				Preferred Care Partners, Inc.	FL	IA	Preferred Care Partners Holding, Corp.	Ownership	100.000	UnitedHealth Group Incorporated		
		.00000	75-3265059				Premier Choice ACO, Inc.	CA	NIA	PrimeCare Medical Network, Inc.	Ownership	100.000	UnitedHealth Group Incorporated		
		.00000	72-1378216				Premier Surgery Center of Louisville, L.P.	TN	NIA	SCA Premier Surgery Center of Louisville, LLC	Ownership	51.000	UnitedHealth Group Incorporated		.2
		.00000	33-0527335				Primary Care Associated Medical Group, Inc.	CA	NIA	Physician(s) owned	Influence	0.000	UnitedHealth Group Incorporated		.4

**SCHEDULE Y**  
**PART 1A - DETAIL OF INSURANCE HOLDING COMPANY SYSTEM**

1	2	3	4	5	6	7	8	9	10	11	12 Type of Control (Ownership, Board, Management, Attorney-in-Fact, Influence, Other)	13 If Control is Owner- ship Provide Percent- age	14 Ultimate Controlling Entity(ies)/Person(s)	15 Is an SCA Filing Re- quired? (Y/N)	16 *
Group Code	Group Name	NAIC Company Code	ID Number	Federal RSSD	CIK	Name of Securities Exchange if Publicly Traded (U.S. or International)	Names of Parent, Subsidiaries Or Affiliates	Domi- ciliary Loca- tion	Relation- ship to Reporting Entity	Directly Controlled by (Name of Entity/Person)					
		.00000	30-0516440				Prime Community Care, Inc.	.CA	NIA	Physician(s) owned	Influence	0.000	UnitedHealth Group Incorporated		.4
		.00000	88-0253112				Prime Health, Inc.	.NV	NIA	Sierra Health Services, Inc.	Ownership	100.000	UnitedHealth Group Incorporated		
		.00000	33-0607478				PrimeCare Medical Network, Inc.	.CA	IA	NAAM Holdings, Inc.	Ownership	100.000	UnitedHealth Group Incorporated		
		.00000	87-0757397				PrimeCare of Citrus Valley, Inc.	.CA	NIA	PrimeCare Medical Network, Inc.	Ownership	80.000	UnitedHealth Group Incorporated		.2
		.00000	33-0674407				PrimeCare of Corona, Inc.	.CA	NIA	PrimeCare Medical Network, Inc.	Ownership	100.000	UnitedHealth Group Incorporated		
		.00000	33-0674401				PrimeCare of Hemet Valley, Inc.	.CA	NIA	PrimeCare Medical Network, Inc.	Ownership	100.000	UnitedHealth Group Incorporated		
		.00000	33-0674408				PrimeCare of Inland Valley, Inc.	.CA	NIA	PrimeCare Medical Network, Inc.	Ownership	100.000	UnitedHealth Group Incorporated		
		.00000	33-0674402				PrimeCare of Moreno Valley, Inc.	.CA	NIA	PrimeCare Medical Network, Inc.	Ownership	100.000	UnitedHealth Group Incorporated		
		.00000	33-0674400				PrimeCare of Redlands, Inc.	.CA	NIA	PrimeCare Medical Network, Inc.	Ownership	100.000	UnitedHealth Group Incorporated		
		.00000	33-0674404				PrimeCare of Riverside, Inc.	.CA	NIA	PrimeCare Medical Network, Inc.	Ownership	100.000	UnitedHealth Group Incorporated		
		.00000	14-1915328				PrimeCare of San Bernardino, Inc.	.CA	NIA	PrimeCare Medical Network, Inc.	Ownership	100.000	UnitedHealth Group Incorporated		
		.00000	33-0698439				PrimeCare of Sun City, Inc.	.CA	NIA	PrimeCare Medical Network, Inc.	Ownership	100.000	UnitedHealth Group Incorporated		
		.00000	33-0674409				PrimeCare of Temecula, Inc.	.CA	NIA	PrimeCare Medical Network, Inc.	Ownership	100.000	UnitedHealth Group Incorporated		
		.00000	14-1873402				Procura Management, Inc.	.DE	NIA	Healthcare Solutions, Inc.	Ownership	100.000	UnitedHealth Group Incorporated		
		.00000	27-4371197				Progressive Enterprises Holdings, Inc.	.DE	NIA	OptumRX, Inc.	Ownership	100.000	UnitedHealth Group Incorporated		
		.00000	31-1192384				Progressive Medical, LLC	.OH	NIA	PMI Acquisition, LLC	Ownership	100.000	UnitedHealth Group Incorporated		
		.00000	45-4469117				ProHEALTH Accountable Care Medical Group, PLLC	.NY	NIA	PROHEALTH CARE ASSOCIATES, L.L.P.	Influence	0.000	UnitedHealth Group Incorporated		.5
		.00000	11-3447394				ProHEALTH Ambulatory Surgery Center, Inc.	.NY	NIA	Physician(s) owned	Influence	0.000	UnitedHealth Group Incorporated		.4
		.00000	11-3355604				ProHEALTH Care Associates LLP	.NY	NIA	ProHEALTH Medical NY, P.C.	Influence	0.000	UnitedHealth Group Incorporated		.4
		.00000	32-0229091				ProHEALTH Fitness of Lake Success, LLC	.NY	NIA	ProHEALTH Medical Management, LLC	Ownership	82.620	UnitedHealth Group Incorporated		.2
		.00000	47-1049961				ProHEALTH Medical Management, LLC	.DE	NIA	Collaborative Care Holdings, LLC	Ownership	100.000	UnitedHealth Group Incorporated		
		.00000	45-5470737				ProHealth Physicians ACO, LLC	.CT	NIA	ProHealth Physicians, Inc.	Ownership	100.000	UnitedHealth Group Incorporated		
		.00000	06-1446075				ProHealth Physicians, Inc.	.CT	NIA	Polo Holcso, LLC	Ownership	100.000	UnitedHealth Group Incorporated		
		.00000	06-1469068				ProHealth Physicians, P.C.	.CT	NIA	Physician(s) owned	Influence	0.000	UnitedHealth Group Incorporated		.4
		.00000	32-0455430				ProHealth Proton Center Management, LLC	.DE	NIA	ProHEALTH Medical Management, LLC	Ownership	100.000	UnitedHealth Group Incorporated		
		.00000	47-5661535				ProHEALTH Urgent Care Medicine of New Jersey LLP	.NJ	NIA	Physician(s) owned	Influence	0.000	UnitedHealth Group Incorporated		.4
		.00000	46-1883579				ProHEALTH Urgent Care Medicine, PLLC	.NY	NIA	PROHEALTH CARE ASSOCIATES, L.L.P.	Influence	0.000	UnitedHealth Group Incorporated		.5
		.00000					Promotora Country S.A.	.COL	NIA	Banmedica S.A.	Ownership	50.000	UnitedHealth Group Incorporated		.3
		.00000	22-3493126				Pronounced Health Solutions, Inc.	.DE	NIA	My Wellness Solutions, LLC	Ownership	100.000	UnitedHealth Group Incorporated		
		.00000	98-1444638				Prosemedic S.A.C.	.PER	NIA	Pacifico S.A. Entidad Prestadora de Salud	Ownership	80.000	UnitedHealth Group Incorporated		.1
		.00000					Prospero Health, LLC	.DE	NIA	Optum Growth Partners, LLC	Ownership	100.000	UnitedHealth Group Incorporated		
		.00000	82-3765555				Providence & SCA Off-Campus Holdings, LLC	.DE	NIA	SCA-Portland, LLC	Influence	0.400	UnitedHealth Group Incorporated		.5
		.00000	82-3270499				Providence & SCA On-Campus Holdings, LLC	.DE	NIA	SCA-Portland, LLC	Influence	0.200	UnitedHealth Group Incorporated		.5
		.00000					Providence & SCA Outreach Markets Holdings, LLC	.DE	NIA	SCA-Portland, LLC	Influence	0.490	UnitedHealth Group Incorporated		.5
		.00000	90-0876656				PS Center, LLC	.CA	NIA	Beach Surgical Holdings II LLC	Influence	100.000	UnitedHealth Group Incorporated		.5
		.00000	93-1068319				Pueblo-SCA Surgery Center, LLC	.DE	NIA	SC Affiliates, LLC	Ownership	100.000	UnitedHealth Group Incorporated		
		.00000					Pulse Platform, LLC	.DE	NIA	Rally Health, Inc.	Ownership	100.000	UnitedHealth Group Incorporated		
		.00000	46-3901920				Qol Acquisition Holdings Corp.	.DE	NIA	Genoa Healthcare, Inc.	Ownership	100.000	UnitedHealth Group Incorporated		
		.00000	35-2493256				Rally Health, Inc.	.DE	NIA	Optum Digital Health Holdings, LLC	Ownership	100.000	UnitedHealth Group Incorporated		
		.00000	80-0947972				Real Appeal, Inc.	.DE	NIA	Rally Health, Inc.	Ownership	100.000	UnitedHealth Group Incorporated		
		.00000					Recaudación y Cobranzas Honodav Ltda.	.CHL	NIA	Clínica Dávila y Servicios Médicos S.A.	Ownership	99.000	UnitedHealth Group Incorporated		
		.00000					Recaudación y Cobranzas Honodav Ltda.	.CHL	NIA	Servicios Integrados de Salud Ltda.	Ownership	1.000	UnitedHealth Group Incorporated		
		.00000	94-3115625				Redlands Ambulatory Surgery Center	.CA	NIA	Redlands-SCA Surgery Centers, Inc.	Ownership	54.000	UnitedHealth Group Incorporated		.2
		.00000					Redlands Family Practice Medical Group, Inc.								
		.00000	56-2627067					.CA	NIA	Physician(s) owned	Influence	0.000	UnitedHealth Group Incorporated		.4
		.00000	94-3115627				Redlands-SCA Surgery Centers, Inc.	.CA	NIA	SC Affiliates, LLC	Ownership	100.000	UnitedHealth Group Incorporated		
		.00000	94-3323051				Redwood City Endoscopy Suite, LLC	.CA	NIA	SCA Pacific Holdings, Inc.	Influence	0.500	UnitedHealth Group Incorporated		.5
		.00000	22-2912515				Reliant Medical Group, Inc.	.MA	NIA	Reliant MSO, LLC	Influence	0.000	UnitedHealth Group Incorporated		.5
		.00000	82-3745100				Reliant MSO, LLC	.DE	NIA	Collaborative Care Holdings, LLC	Ownership	100.000	UnitedHealth Group Incorporated		
		.00000	32-0543788				Renai Health Holdings, Inc.	.DE	NIA	UnitedHealth Group Ventures, LLC	Ownership	100.000	UnitedHealth Group Incorporated		
		.00000	82-3161933				Renai Health IPA, LLC	.DE	NIA	Renai Health Holdings, Inc.	Ownership	100.000	UnitedHealth Group Incorporated		



SCHEDULE Y  
PART 1A - DETAIL OF INSURANCE HOLDING COMPANY SYSTEM

1	2	3	4	5	6	7	8	9	10	11	12	13	14	15	16
Group Code	Group Name	NAIC Company Code	ID Number	Federal RSSD	CIK	Name of Securities Exchange if Publicly Traded (U.S. or International)	Names of Parent, Subsidiaries Or Affiliates	Domi-ciliary Location	Relation-ship to Reporting Entity	Directly Controlled by (Name of Entity/Person)	Type of Control (Ownership, Board, Management, Attorney-in-Fact, Influence, Other)	If Control is Owner-ship Provide Per-centage	Ultimate Controlling Entity(ies)/Person(s)	Is an SCA Filing Re-quired? (Y/N)	*
		.00000	82-3130872				Renai Health Management, LLC	.DE	NIA	Renai Health Holdings, Inc.	Ownership	100.000	UnitedHealth Group Incorporated		
		.00000	46-0758315				River Valley ASC, LLC	.CT	NIA	SCA-River Valley, LLC	Ownership	55.360	UnitedHealth Group Incorporated		2
							Riverside Electronic Healthcare Resources, Inc.	.CA	NIA	Riverside Community Healthplan Medical Group, Inc.	Influence	100.000	UnitedHealth Group Incorporated		5
		.00000	20-3420379				Riverside Medical Management, LLC	.DE	NIA	ProHEALTH Medical Management, LLC	Ownership	100.000	UnitedHealth Group Incorporated		
		.00000	32-0500242				Riverside Pediatric Group, P.C.	.NJ	NIA	Physician(s) owned	Influence	0.000	UnitedHealth Group Incorporated		4
		.00000	22-3624559				Robert B. McBeath, M.D. II, P.C.	.NV	NIA	Physician(s) owned	Influence	0.000	UnitedHealth Group Incorporated		4
		.00000	86-0857176				Robert B. McBeath, M.D. III, P.C.	.NV	NIA	Physician(s) owned	Influence	0.000	UnitedHealth Group Incorporated		4
		.00000	46-2662506				Rocky Mountain Health Maintenance Organization, Incorporated	.CO	IA	United HealthCare Services, Inc.	Ownership	100.000	UnitedHealth Group Incorporated		
0707	UnitedHealth Group Incorporated	95482	84-0614905				Rocky Mountain HealthCare Options, Inc.	.CO	NIA	Organization, Incorporated	Ownership	100.000	UnitedHealth Group Incorporated		
		.00000	84-1224718				Saden S.A.	.CHL	NIA	Banmédica S.A.	Ownership	99.920	UnitedHealth Group Incorporated		
		.00000					Saden S.A.	.CHL	NIA	Clínica Dávila y Servicios Médicos S.A.	Ownership	0.080	UnitedHealth Group Incorporated		
		.00000					Sahtu Medical Ltd	.CAN	NIA	UnitedHealthcare Global Canada Limited	Ownership	100.000	UnitedHealth Group Incorporated		
		.00000	74-2462470				Salem Surgery Center, LLC	.OR	NIA	Surgicare of Salem, LLC	Ownership	70.000	UnitedHealth Group Incorporated		2
		.00000	45-2219585				Salveo Specialty Pharmacy, Inc.	.DE	NIA	OptumRx Administrative Services, LLC	Ownership	100.000	UnitedHealth Group Incorporated		
		.00000	77-0322251				San Diego Endoscopy Center	.CA	NIA	Endoscopy Center Affiliates, Inc.	Influence	41.000	UnitedHealth Group Incorporated		5
		.00000	27-3787593				Sand Lake SurgiCenter, LLC	.FL	NIA	SCA-Sand Lake, LLC	Ownership	51.450	UnitedHealth Group Incorporated		2
		.00000	91-2127820				Santa Cruz Endoscopy Center, LLC	.CA	NIA	SCA Pacific Holdings, Inc.	Ownership	50.000	UnitedHealth Group Incorporated		2
		.00000					Santa Helena Assistência Médica S.A.	.BRA	NIA	Elual Participações S.A.	Ownership	77.301	UnitedHealth Group Incorporated		2
		.00000					Santa Helena Assistência Médica S.A.	.BRA	NIA	Anil Assistência Médica Internacional S.A.	Ownership				
		.00000					Santos Administração e Participações S.A.	.BRA	NIA	Anil Assistência Médica Internacional S.A.	Ownership	22.292	UnitedHealth Group Incorporated		2
		.00000	84-1754732				Sanvello Behavioral Health Services, P.A.	.DE	NIA	Physician(s) owned	Influence	100.000	UnitedHealth Group Incorporated		4
		.00000	83-3057919				Sanvello Health Holdings, LLC	.DE	NIA	UnitedHealth Group Ventures, LLC	Ownership	85.790	UnitedHealth Group Incorporated		2
		.00000	47-1920345				Sanvello Health Inc.	.DE	NIA	Sanvello Health Holdings, LLC	Ownership	100.000	UnitedHealth Group Incorporated		
		.00000	27-4028885				Savvysherpa Administrative Services, LLC	.MN	NIA	Savvysherpa, LLC	Ownership	100.000	UnitedHealth Group Incorporated		
		.00000					Savvysherpa Asia, Inc.	.PHL	NIA	Savvysherpa, LLC	Ownership	99.986	UnitedHealth Group Incorporated		2
		.00000	41-1934238				Savvysherpa, LLC	.DE	NIA	United HealthCare Services, Inc.	Ownership	100.000	UnitedHealth Group Incorporated		
		.00000	62-1149229				SC Affiliates, LLC	.DE	NIA	Surgical Care Affiliates, LLC	Ownership	100.000	UnitedHealth Group Incorporated		
		.00000	47-5537316				SCA Athens, LLC	.DE	NIA	SC Affiliates, LLC	Ownership	100.000	UnitedHealth Group Incorporated		
		.00000	47-5014406				SCA Austin Holdings, LLC	.DE	NIA	SC Affiliates, LLC	Ownership	100.000	UnitedHealth Group Incorporated		
		.00000	45-4230864				SCA BOSC Holdings, LLC	.DE	NIA	National Surgery Centers, LLC	Ownership	25.000	UnitedHealth Group Incorporated		
		.00000	45-4230864				SCA BOSC Holdings, LLC	.DE	NIA	SC Affiliates, LLC	Ownership	25.000	UnitedHealth Group Incorporated		
		.00000	45-4230864				SCA BOSC Holdings, LLC	.DE	NIA	SunSurgery, LLC	Ownership	25.000	UnitedHealth Group Incorporated		
		.00000	45-4230864				SCA BOSC Holdings, LLC	.DE	NIA	Surgery Center Holding, LLC	Ownership	25.000	UnitedHealth Group Incorporated		
		.00000	47-2110605				SCA California Surgical Holdings, LLC	.DE	NIA	National Surgery Centers, LLC	Ownership	100.000	UnitedHealth Group Incorporated		
		.00000	47-3916468				SCA Capital, LLC	.DE	NIA	Surgical Care Affiliates, LLC	Ownership	100.000	UnitedHealth Group Incorporated		
		.00000	47-5030792				SCA Cedar Park Holdings, LLC	.DE	NIA	SCA Austin Holdings, LLC	Ownership	100.000	UnitedHealth Group Incorporated		
		.00000	04-3170801				SCA Danbury Surgical Center, LLC	.DE	NIA	SunSurgery, LLC	Ownership	63.010	UnitedHealth Group Incorporated		2
		.00000	62-1535981				SCA Development, LLC	.DE	NIA	SC Affiliates, LLC	Ownership	100.000	UnitedHealth Group Incorporated		
		.00000	98-1372069				SCA eCode Solutions Private Limited	.IND	NIA	eCode Solutions, LLC	Ownership	100.000	UnitedHealth Group Incorporated		
		.00000	98-1372069				SCA eCode Solutions Private Limited	.IND	NIA	eCode Solutions, LLC	Ownership	99.990	UnitedHealth Group Incorporated		
		.00000	45-4230987				SCA EHSC Holdings, LLC	.DE	NIA	National Surgery Centers, LLC	Ownership	25.000	UnitedHealth Group Incorporated		
		.00000	45-4230987				SCA EHSC Holdings, LLC	.DE	NIA	SC Affiliates, LLC	Ownership	25.000	UnitedHealth Group Incorporated		
		.00000	45-4230987				SCA EHSC Holdings, LLC	.DE	NIA	SunSurgery, LLC	Ownership	25.000	UnitedHealth Group Incorporated		
		.00000	45-4230987				SCA EHSC Holdings, LLC	.DE	NIA	Surgery Center Holding, LLC	Ownership	25.000	UnitedHealth Group Incorporated		
		.00000	47-5512838				SCA EWASC Holdings, LLC	.DE	NIA	National Surgery Centers, LLC	Ownership	25.000	UnitedHealth Group Incorporated		
		.00000	47-5512838				SCA EWASC Holdings, LLC	.DE	NIA	SC Affiliates, LLC	Ownership	25.000	UnitedHealth Group Incorporated		
		.00000	47-5512838				SCA EWASC Holdings, LLC	.DE	NIA	SunSurgery, LLC	Ownership	25.000	UnitedHealth Group Incorporated		
		.00000	47-5512838				SCA EWASC Holdings, LLC	.DE	NIA	Surgery Center Holding, LLC	Ownership	25.000	UnitedHealth Group Incorporated		
		.00000	47-5064834				SCA Hays Holdings, LLC	.DE	NIA	SCA Austin Holdings, LLC	Ownership	100.000	UnitedHealth Group Incorporated		

**SCHEDULE Y**  
**PART 1A - DETAIL OF INSURANCE HOLDING COMPANY SYSTEM**

1	2	3	4	5	6	7	8	9	10	11	12	13	14	15	16
Group Code	Group Name	NAIC Company Code	ID Number	Federal RSSD	CIK	Name of Securities Exchange if Publicly Traded (U.S. or International)	Names of Parent, Subsidiaries Or Affiliates	Domi-ciliary Location	Relation-ship to Reporting Entity	Directly Controlled by (Name of Entity/Person)	Type of Control (Ownership, Board, Management, Attorney-in-Fact, Influence, Other)	If Control is Owner-ship Provide Per-centage	Ultimate Controlling Entity(ies)/Person(s)	Is an SCA Filing Re-quired? (Y/N)	*
		.00000					SCA Heartland Holdings, LLC	DE	NIA	SC Affiliates, LLC	Ownership	100.000	UnitedHealth Group Incorporated		
		.00000	36-4869243				SCA HoldCo, Inc.	DE	NIA	Collaborative Care Holdings, LLC	Ownership	100.000	UnitedHealth Group Incorporated		
		.00000	27-1664837				SCA Holding Company, Inc.	DE	NIA	SCA Surgery Holdings, LLC	Ownership	100.000	UnitedHealth Group Incorporated		
		.00000	47-1256943				SCA Holdings, Inc.	CA	NIA	National Surgery Centers, LLC	Ownership	100.000	UnitedHealth Group Incorporated		
		.00000	45-4240475				SCA IEC Holdings, LLC	DE	NIA	National Surgery Centers, LLC	Ownership	25.000	UnitedHealth Group Incorporated		
		.00000	45-4240475				SCA IEC Holdings, LLC	DE	NIA	SC Affiliates, LLC	Ownership	25.000	UnitedHealth Group Incorporated		
		.00000	45-4240475				SCA IEC Holdings, LLC	DE	NIA	SunSurgery, LLC	Ownership	25.000	UnitedHealth Group Incorporated		
		.00000	45-4240475				SCA IEC Holdings, LLC	DE	NIA	Surgery Center Holding, LLC	Ownership	25.000	UnitedHealth Group Incorporated		
		.00000	45-2684108				SCA Indiana Holdings, LLC	DE	NIA	National Surgery Centers, LLC	Ownership	25.000	UnitedHealth Group Incorporated		
		.00000	45-2684108				SCA Indiana Holdings, LLC	DE	NIA	SC Affiliates, LLC	Ownership	25.000	UnitedHealth Group Incorporated		
		.00000	45-2684108				SCA Indiana Holdings, LLC	DE	NIA	SunSurgery, LLC	Ownership	25.000	UnitedHealth Group Incorporated		
		.00000	45-2684108				SCA Indiana Holdings, LLC	DE	NIA	Surgery Center Holding, LLC	Ownership	25.000	UnitedHealth Group Incorporated		
		.00000	20-8116987				SCA Nashville ASC, LLC	TN	NIA	Nashville-SCA Surgery Centers, Inc.	Ownership	99.000	UnitedHealth Group Incorporated		
		.00000	20-8116987				SCA Nashville ASC, LLC	TN	NIA	SC Affiliates, LLC	Ownership	1.000	UnitedHealth Group Incorporated		
		.00000	62-1505276				SCA of Clarksville, Inc.	TN	NIA	Surgical Health, LLC	Ownership	100.000	UnitedHealth Group Incorporated		
		.00000	27-1707364				SCA Pacific Holdings, Inc.	CA	NIA	SC Affiliates, LLC	Ownership	100.000	UnitedHealth Group Incorporated		
		.00000	46-1686425				SCA Pennsylvania Holdings, LLC	DE	NIA	Surgery Center Holding, LLC	Ownership	100.000	UnitedHealth Group Incorporated		
							SCA Premier Surgery Center of Louisville, LLC								
		.00000	72-1386840					DE	NIA	SC Affiliates, LLC	Ownership	100.000	UnitedHealth Group Incorporated		
		.00000	81-5211225				SCA Rockledge JV, LLC	DE	NIA	SCA-Merritt, LLC	Ownership	97.000	UnitedHealth Group Incorporated		2
		.00000	45-4252645				SCA ROCS Holdings, LLC	DE	NIA	National Surgery Centers, LLC	Ownership	25.000	UnitedHealth Group Incorporated		
		.00000	45-4252645				SCA ROCS Holdings, LLC	DE	NIA	SC Affiliates, LLC	Ownership	25.000	UnitedHealth Group Incorporated		
		.00000	45-4252645				SCA ROCS Holdings, LLC	DE	NIA	SunSurgery, LLC	Ownership	25.000	UnitedHealth Group Incorporated		
		.00000	45-4252645				SCA ROCS Holdings, LLC	DE	NIA	Surgery Center Holding, LLC	Ownership	25.000	UnitedHealth Group Incorporated		
		.00000	47-4928368				SCA Southwestern PA, LLC	DE	NIA	SC Affiliates, LLC	Ownership	100.000	UnitedHealth Group Incorporated		
		.00000	47-3165040				SCA Specialists of Florida, LLC	DE	NIA	SCA Surgery Holdings, LLC	Ownership	100.000	UnitedHealth Group Incorporated		
		.00000	46-4898819				SCA SSC Holdings, LLC	DE	NIA	National Surgery Centers, LLC	Ownership	25.000	UnitedHealth Group Incorporated		
		.00000	46-4898819				SCA SSC Holdings, LLC	DE	NIA	SC Affiliates, LLC	Ownership	25.000	UnitedHealth Group Incorporated		
		.00000	46-4898819				SCA SSC Holdings, LLC	DE	NIA	SunSurgery, LLC	Ownership	25.000	UnitedHealth Group Incorporated		
		.00000	46-4898819				SCA SSC Holdings, LLC	DE	NIA	Surgery Center Holding, LLC	Ownership	25.000	UnitedHealth Group Incorporated		
		.00000	45-4266502				SCA SSSC Holdings, LLC	DE	NIA	National Surgery Centers, LLC	Ownership	25.000	UnitedHealth Group Incorporated		
		.00000	45-4266502				SCA SSSC Holdings, LLC	DE	NIA	SC Affiliates, LLC	Ownership	25.000	UnitedHealth Group Incorporated		
		.00000	45-4266502				SCA SSSC Holdings, LLC	DE	NIA	SunSurgery, LLC	Ownership	25.000	UnitedHealth Group Incorporated		
		.00000	45-4266502				SCA SSSC Holdings, LLC	DE	NIA	Surgery Center Holding, LLC	Ownership	25.000	UnitedHealth Group Incorporated		
		.00000	47-5038680				SCA Stonegate Holdings, LLC	DE	NIA	SCA Austin Holdings, LLC	Ownership	100.000	UnitedHealth Group Incorporated		
		.00000	63-1286887				SCA Surgery Center of Cullman, LLC	DE	NIA	SC Affiliates, LLC	Ownership	100.000	UnitedHealth Group Incorporated		
		.00000	26-2602268				SCA Surgery Holdings, LLC	DE	NIA	Surgical Care Affiliates, LLC	Ownership	100.000	UnitedHealth Group Incorporated		
		.00000	46-4774546				SCA Surgery Partners, LLC	DE	NIA	National Surgery Centers, LLC	Ownership	100.000	UnitedHealth Group Incorporated		
		.00000	75-2501088				SCA Surgicare of Laguna Hills, LLC	DE	NIA	Surgery Center Holding, LLC	Ownership	100.000	UnitedHealth Group Incorporated		
		.00000	27-2096767				SCA Teammate Support Network	AL	NIA	Surgical Care Affiliates, LLC	Ownership	100.000	UnitedHealth Group Incorporated		
		.00000	74-2555097				SCA-Albuquerque Surgery Properties, Inc.	NM	NIA	SC Affiliates, LLC	Ownership	100.000	UnitedHealth Group Incorporated		
		.00000	47-1807383				SCA-Alliance, LLC	DE	NIA	SCA Surgery Holdings, LLC	Ownership	100.000	UnitedHealth Group Incorporated		
		.00000	82-4763869				SCA-Anne Arundel, LLC	DE	NIA	SC Affiliates, LLC	Ownership	100.000	UnitedHealth Group Incorporated		
		.00000	83-2703057				SCA-Applecare Partners, LLC	DE	NIA	SCA-Downey, LLC	Ownership	100.000	UnitedHealth Group Incorporated		
		.00000	82-3857984				SCA-Bethesda, LLC	DE	NIA	SC Affiliates, LLC	Ownership	100.000	UnitedHealth Group Incorporated		
		.00000	62-1530120				SCA-Blue Ridge, LLC	DE	NIA	SC Affiliates, LLC	Ownership	100.000	UnitedHealth Group Incorporated		
		.00000					SCA-Bonita Springs, LLC	DE	NIA	SC Affiliates, LLC	Ownership	100.000	UnitedHealth Group Incorporated		
		.00000	82-1980137				SCA-Brandon, LLC	DE	NIA	SC Affiliates, LLC	Ownership	50.980	UnitedHealth Group Incorporated		2
		.00000	83-1094012				SCA-Castle Rock, LLC	DE	NIA	SC Affiliates, LLC	Ownership	100.000	UnitedHealth Group Incorporated		
		.00000	47-1535510				SCA-Central Florida, LLC	FL	NIA	SC Affiliates, LLC	Ownership	55.360	UnitedHealth Group Incorporated		2
		.00000	58-1709758				SCA-Charleston, LLC	DE	NIA	SCA Surgery Holdings, LLC	Ownership	100.000	UnitedHealth Group Incorporated		
		.00000	82-4511713				SCA-Chattham, LLC	DE	NIA	SC Affiliates, LLC	Ownership	100.000	UnitedHealth Group Incorporated		
		.00000	83-1093626				SCA-Cherry Creek, LLC	DE	NIA	SC Affiliates, LLC	Ownership	100.000	UnitedHealth Group Incorporated		
		.00000	81-3301058				SCA-Chevy Chase, LLC	DE	NIA	SC Affiliates, LLC	Ownership	100.000	UnitedHealth Group Incorporated		

**SCHEDULE Y**  
**PART 1A - DETAIL OF INSURANCE HOLDING COMPANY SYSTEM**

1	2	3	4	5	6	7	8	9	10	11	12	13	14	15	16
Group Code	Group Name	NAIC Company Code	ID Number	Federal RSSD	CIK	Name of Securities Exchange if Publicly Traded (U.S. or International)	Names of Parent, Subsidiaries Or Affiliates	Domi-ciliary Location	Relation-ship to Reporting Entity	Directly Controlled by (Name of Entity/Person)	Type of Control (Ownership, Board, Management, Attorney-in-Fact, Influence, Other)	If Control is Owner-ship Provide Percen-tage	Ultimate Controlling Entity(ies)/Person(s)	Is an SCA Filing Re-quired? (Y/N)	*
		.00000	62-1516306				SCA-Citrus, Inc.	.TN	NIA	SC Affiliates, LLC	Ownership	100.000	UnitedHealth Group Incorporated		
		.00000	93-1047471				SCA-Colorado Springs, LLC	.DE	NIA	SC Affiliates, LLC	Ownership	100.000	UnitedHealth Group Incorporated		
		.00000	83-1585952				SCA-Connecticut Partners, LLC	.DE	NIA	SunSurgery, LLC	Ownership	100.000	UnitedHealth Group Incorporated		
		.00000	47-4028383				SCA-Davenport, LLC	.DE	NIA	SC Affiliates, LLC	Ownership	100.000	UnitedHealth Group Incorporated		
		.00000	82-1470227				SCA-Derry, LLC	.DE	NIA	SC Affiliates, LLC	Ownership	78.873	UnitedHealth Group Incorporated		2
		.00000	81-3734814				SCA-Doral, LLC	.DE	NIA	SC Affiliates, LLC	Ownership	100.000	UnitedHealth Group Incorporated		
		.00000	83-3055579				SCA-Downey, LLC	.DE	NIA	SC Affiliates, LLC	Ownership	100.000	UnitedHealth Group Incorporated		
		.00000	83-1093886				SCA-DRY CREEK, LLC	.DE	NIA	SC Affiliates, LLC	Ownership	100.000	UnitedHealth Group Incorporated		
		.00000	83-1102015				SCA-DTC Holdings, LLC	.DE	NIA	SC Affiliates, LLC	Ownership	100.000	UnitedHealth Group Incorporated		
		.00000	81-1594261				SCA-Dublin, LLC	.DE	NIA	SC Affiliates, LLC	Ownership	100.000	UnitedHealth Group Incorporated		
		.00000	81-3301305				SCA-Encinitas, Inc.	.DE	NIA	Surgical Health, LLC	Ownership	100.000	UnitedHealth Group Incorporated		
		.00000	62-1541235				SCA-Eugene, Inc.	.TN	NIA	SC Affiliates, LLC	Ownership	100.000	UnitedHealth Group Incorporated		
		.00000	62-1551099				SCA-First Coast, LLC	.DE	NIA	SC Affiliates, LLC	Ownership	100.000	UnitedHealth Group Incorporated		
		.00000	93-1067967				SCA-Florence, LLC	.DE	NIA	SC Affiliates, LLC	Ownership	100.000	UnitedHealth Group Incorporated		
		.00000	62-1502719				SCA-Fort Collins, Inc.	.CO	NIA	SC Affiliates, LLC	Ownership	100.000	UnitedHealth Group Incorporated		
		.00000	47-3641516				SCA-Fort Walton, Inc.	.TN	NIA	SC Affiliates, LLC	Ownership	100.000	UnitedHealth Group Incorporated		
		.00000	81-2727879				SCA-Franklin, LLC	.DE	NIA	SC Affiliates, LLC	Ownership	100.000	UnitedHealth Group Incorporated		
		.00000	82-3535257				SCA-Frederick, LLC	.DE	NIA	SC Affiliates, LLC	Ownership	100.000	UnitedHealth Group Incorporated		
		.00000	62-1547690				SCA-Freeway Holdings, LLC	.DE	NIA	SC Affiliates, LLC	Ownership	100.000	UnitedHealth Group Incorporated		
		.00000	81-1956407				SCA-Ft. Myers, LLC	.DE	NIA	SC Affiliates, LLC	Ownership	100.000	UnitedHealth Group Incorporated		
		.00000	82-1438326				SCA-Gainesville, LLC	.DE	NIA	SC Affiliates, LLC	Ownership	100.000	UnitedHealth Group Incorporated		
		.00000	81-2376695				SCA-Gladiolus, LLC	.DE	NIA	SC Affiliates, LLC	Ownership	100.000	UnitedHealth Group Incorporated		
		.00000	47-3466283				SCA-GRANTS PASS, LLC	.DE	NIA	SC Affiliates, LLC	Ownership	100.000	UnitedHealth Group Incorporated		
		.00000	81-4605501				SCA-Grove Place, LLC	.DE	NIA	SC Affiliates, LLC	Ownership	100.000	UnitedHealth Group Incorporated		
		.00000	47-5229514				SCA-Hagerstown, LLC	.DE	NIA	SC Affiliates, LLC	Ownership	100.000	UnitedHealth Group Incorporated		
		.00000	62-1506650				SCA-Handen, LLC	.DE	NIA	SC Affiliates, LLC	Ownership	100.000	UnitedHealth Group Incorporated		
		.00000	81-3445356				SCA-Hilton Head, LLC	.DE	NIA	SC Affiliates, LLC	Ownership	100.000	UnitedHealth Group Incorporated		
		.00000	81-4905342				SCA-Honolulu, LLC	.DE	NIA	SC Affiliates, LLC	Ownership	100.000	UnitedHealth Group Incorporated		
		.00000	81-1666861				SCA-Houston Executive, LLC	.DE	NIA	SCA Pacific Holdings, Inc.	Ownership	100.000	UnitedHealth Group Incorporated		
		.00000	47-3930052				SCAI Holdings, LLC	.DE	NIA	SCA HoldCo, Inc.	Ownership	100.000	UnitedHealth Group Incorporated		
		.00000	83-3090526				SCA-Illinois, LLC	.DE	NIA	SCA Surgery Holdings, LLC	Ownership	100.000	UnitedHealth Group Incorporated		
		.00000	83-1102109				SCA-IT Holdings, LLC	.DE	NIA	SC Affiliates, LLC	Ownership	100.000	UnitedHealth Group Incorporated		
		.00000	81-4292506				SCA-JPM Holdings, LLC	.DE	NIA	SC Affiliates, LLC	Influence	1.000	UnitedHealth Group Incorporated		5
		.00000	81-1367813				SCA-Kissing Camels Holdings, LLC	.DE	NIA	SC Affiliates, LLC	Ownership	100.000	UnitedHealth Group Incorporated		
		.00000	62-1184188				SCA-Kissling Camels Holdings, LLC	.DE	NIA	SC Affiliates, LLC	Ownership	100.000	UnitedHealth Group Incorporated		
		.00000	81-1771410				SCA-Lakeview, LLC	.DE	NIA	SC Affiliates, LLC	Ownership	100.000	UnitedHealth Group Incorporated		
		.00000	82-2455773				SCA-Main Street, LLC	.DE	NIA	SC Affiliates, LLC	Ownership	100.000	UnitedHealth Group Incorporated		
		.00000	81-2976543				SCA-Marina del Rey, LLC	.CA	NIA	SC Affiliates, LLC	Ownership	100.000	UnitedHealth Group Incorporated		
		.00000	83-1093787				SCA-MC VBP, Inc.	.DE	NIA	SC Affiliates, LLC	Ownership	100.000	UnitedHealth Group Incorporated		
		.00000	80-0070617				SCA-Mecklenburg Development Corp.	.NC	NIA	SC Affiliates, LLC	Ownership	100.000	UnitedHealth Group Incorporated		
		.00000	81-1320467				SCA-Memorial City, LLC	.DE	NIA	SC Affiliates, LLC	Ownership	100.000	UnitedHealth Group Incorporated		
		.00000	81-1065674				SCA-Merritt, LLC	.DE	NIA	SC Affiliates, LLC	Ownership	100.000	UnitedHealth Group Incorporated		
		.00000	81-2976543				SCA-Midlands, LLC	.DE	NIA	SC Affiliates, LLC	Ownership	100.000	UnitedHealth Group Incorporated		
		.00000	83-1093787				SCA-Midway Management, LLC	.IL	NIA	SC Affiliates, LLC	Ownership	100.000	UnitedHealth Group Incorporated		
		.00000	80-0070617				SCA-Mile High Holdings, LLC	.DE	NIA	SC Affiliates, LLC	Ownership	100.000	UnitedHealth Group Incorporated		
		.00000	81-1320467				SCA-Mobile, LLC	.DE	NIA	SC Affiliates, LLC	Ownership	100.000	UnitedHealth Group Incorporated		
		.00000	81-1065674				SCA-Mokena Properties, LLC	.DE	NIA	SCA-Mokena, LLC	Ownership	100.000	UnitedHealth Group Incorporated		
		.00000	62-1506655				SCA-Mokena, LLC	.DE	NIA	SC Affiliates, LLC	Ownership	100.000	UnitedHealth Group Incorporated		
		.00000	81-2850365				SCA-Morris County, LLC	.DE	NIA	SC Affiliates, LLC	Ownership	100.000	UnitedHealth Group Incorporated		
		.00000	82-3002171				SCA-Mt. Pleasant, LLC	.DE	NIA	SC Affiliates, LLC	Ownership	100.000	UnitedHealth Group Incorporated		
		.00000	81-1347328				SCA-Naperville, LLC	.DE	NIA	SC Affiliates, LLC	Ownership	100.000	UnitedHealth Group Incorporated		
		.00000	47-4418919				SCA-Naples, LLC	.DE	NIA	SC Affiliates, LLC	Ownership	100.000	UnitedHealth Group Incorporated		
		.00000	47-1760663				SCA-ND VBP, Inc.	.DE	NIA	SC Affiliates, LLC	Ownership	100.000	UnitedHealth Group Incorporated		
		.00000					SCA-New Jersey, LLC	.DE	NIA	SC Affiliates, LLC	Ownership	100.000	UnitedHealth Group Incorporated		
		.00000					SCA-Newport Beach, LLC	.CA	NIA	SC Affiliates, LLC	Ownership	100.000	UnitedHealth Group Incorporated		
		.00000					Scanner Centromed S.A.	.CHL	NIA	Administradora Médica Centromed S.A.	Ownership	84.500	UnitedHealth Group Incorporated		2

SCHEDULE Y  
PART 1A - DETAIL OF INSURANCE HOLDING COMPANY SYSTEM

1	2	3	4	5	6	7	8	9	10	11	12	13	14	15	16
Group Code	Group Name	NAIC Company Code	ID Number	Federal RSSD	CIK	Name of Securities Exchange if Publicly Traded (U.S. or International)	Names of Parent, Subsidiaries Or Affiliates	Domi-ciliary Location	Relation-ship to Reporting Entity	Directly Controlled by (Name of Entity/Person)	Type of Control (Ownership, Board, Management, Attorney-in-Fact, Influence, Other)	If Control is Owner-ship Provide Per-centage	Ultimate Controlling Entity(ies)/Person(s)	Is an SCA Filing Re-quired? (Y/N)	*
		.00000	62-1589343				SCA-Northeast Georgia Health, LLC	.TN	NIA	SCA-Gainesville, LLC	Ownership	50.100	UnitedHealth Group Incorporated		2
		.00000	81-3445510				SCA-Palm Beach MSO Holdings, LLC	.DE	NIA	SunSurgery, LLC	Ownership	100.000	UnitedHealth Group Incorporated		
		.00000	82-3050836				SCA-Palm Beach, LLC	.DE	NIA	SC Affiliates, LLC	Ownership	100.000	UnitedHealth Group Incorporated		
		.00000	62-1538850				SCA-Paoli, LLC	.DE	NIA	SC Affiliates, LLC	Ownership	100.000	UnitedHealth Group Incorporated		
		.00000	47-2785908				SCA-Phoenix, LLC	.DE	NIA	SC Affiliates, LLC	Ownership	100.000	UnitedHealth Group Incorporated		
		.00000	47-1620189				SCA-Pocono, LLC	.DE	NIA	SC Affiliates, LLC	Ownership	100.000	UnitedHealth Group Incorporated		
		.00000	81-4139195				SCA-PORTLAND, LLC	.DE	NIA	SC Affiliates, LLC	Ownership	100.000	UnitedHealth Group Incorporated		
		.00000					SCA-Practice Partners Holdings, LLC	.DE	NIA	SC Affiliates, LLC	Ownership	100.000	UnitedHealth Group Incorporated		
		.00000	81-4304317				SCA-River Valley, LLC	.DE	NIA	SC Affiliates, LLC	Ownership	100.000	UnitedHealth Group Incorporated		
		.00000	83-2111732				SCA-Riverside Partners, LLC	.DE	NIA	SCA-Riverside, LLC	Ownership	51.000	UnitedHealth Group Incorporated		2
		.00000	83-2721919				SCA-Riverside, LLC	.DE	NIA	SC Affiliates, LLC	Ownership	100.000	UnitedHealth Group Incorporated		
		.00000	47-1647512				SCA-Rockville, LLC	.DE	NIA	SC Affiliates, LLC	Ownership	100.000	UnitedHealth Group Incorporated		
		.00000	81-2963561				SCA-San Diego, Inc.	.DE	NIA	Surgical Health, LLC	Ownership	100.000	UnitedHealth Group Incorporated		
		.00000	94-3138088				SCA-San Luis Obispo, LLC	.DE	NIA	SC Affiliates, LLC	Ownership	100.000	UnitedHealth Group Incorporated		
		.00000	47-1685878				SCA-Sand Lake, LLC	.FL	NIA	SC Affiliates, LLC	Ownership	83.480	UnitedHealth Group Incorporated		2
		.00000	88-0185362				SCA-Santa Rosa, Inc.	.NV	NIA	SC Affiliates, LLC	Ownership	100.000	UnitedHealth Group Incorporated		
		.00000	62-1179532				SCA-Shelby Development Corp.	.TN	NIA	SC Affiliates, LLC	Ownership	100.000	UnitedHealth Group Incorporated		
		.00000	81-3300613				SCA-Somerset, LLC	.DE	NIA	SCA Surgery Holdings, LLC	Ownership	100.000	UnitedHealth Group Incorporated		
		.00000	22-3117714				SCA-South Jersey, LLC	.DE	NIA	SC Affiliates, LLC	Ownership	100.000	UnitedHealth Group Incorporated		
		.00000	47-2676325				SCA-Sparta, LLC	.DE	NIA	SC Affiliates, LLC	Ownership	100.000	UnitedHealth Group Incorporated		
		.00000	82-4499088				SCA-Spartanburg Holdings, LLC	.DE	NIA	SC Affiliates, LLC	Ownership	100.000	UnitedHealth Group Incorporated		
		.00000	47-4106989				SCA-St. Louis, LLC	.DE	NIA	Surgical Health, LLC	Ownership	100.000	UnitedHealth Group Incorporated		
		.00000	82-3270591				SCA-St. Lucie, LLC	.DE	NIA	SC Affiliates, LLC	Ownership	100.000	UnitedHealth Group Incorporated		
		.00000	81-4371453				SCA-SurgiCare, LLC	.DE	NIA	SC Affiliates, LLC	Ownership	100.000	UnitedHealth Group Incorporated		
		.00000	81-2455241				SCA-Swiftpath, LLC	.DE	NIA	SC Affiliates, LLC	Ownership	100.000	UnitedHealth Group Incorporated		
		.00000	82-1987225				SCA-VERTA, LLC	.DE	NIA	SC Affiliates, LLC	Ownership	100.000	UnitedHealth Group Incorporated		
		.00000	82-2294882				SCA-Wake Forest, LLC	.DE	NIA	SC Affiliates, LLC	Ownership	100.000	UnitedHealth Group Incorporated		
		.00000	82-1449412				SCA-Western Connecticut, LLC	.DE	NIA	SC Affiliates, LLC	Ownership	67.000	UnitedHealth Group Incorporated		2
		.00000	82-3689825				SCA-Westover Hills, LLC	.DE	NIA	SC Affiliates, LLC	Ownership	100.000	UnitedHealth Group Incorporated		
		.00000					SCA-Wilmington, LLC	.DE	NIA	SC Affiliates, LLC	Ownership	100.000	UnitedHealth Group Incorporated		
		.00000	47-2890788				SCA-Wilson, LLC	.DE	NIA	SCA Surgery Holdings, LLC	Ownership	100.000	UnitedHealth Group Incorporated		
		.00000	81-1159878				SCA-Winchester, LLC	.DE	NIA	SC Affiliates, LLC	Ownership	100.000	UnitedHealth Group Incorporated		
		.00000	62-1525777				SCA-Winter Park, Inc.	.TN	NIA	SC Affiliates, LLC	Ownership	100.000	UnitedHealth Group Incorporated		
		.00000	82-3528300				SCA-Woodlands Holdings, LLC	.DE	NIA	SC Affiliates, LLC	Ownership	100.000	UnitedHealth Group Incorporated		
		.00000	27-2635371				SCP Specialty Infusion, LLC	.DE	NIA	BriovaRx Infusion Services, Inc.	Ownership	100.000	UnitedHealth Group Incorporated		
		.00000	45-3629080				Script Relief LLC	.DE	NIA	OptumRx PBM of Illinois, Inc.	Ownership	58.000	UnitedHealth Group Incorporated		
		.00000	45-3629080				Script Relief LLC	.DE	NIA	OptumRx Health Solutions, LLC	Ownership	42.000	UnitedHealth Group Incorporated		
		.00000	98-1097822				ScriptSwitch Limited	.GBR	NIA	Optum UK Solutions Group Limited	Ownership	100.000	UnitedHealth Group Incorporated		
		.00000	98-1202716				Seisa Serviços Integrados de Saúde Ltda.	.BRA	NIA	Anil Assistência Médica Internacional S.A.	Ownership	100.000	UnitedHealth Group Incorporated		
		.00000	98-1202716				Seisa Serviços Integrados de Saúde Ltda.	.BRA	NIA	Cemed Care – Empresa de Atendimento Clínico Geral Ltda.	Ownership	0.000	UnitedHealth Group Incorporated		
		.00000	42-1709357				Senate Street Surgery Center, LLC	.IN	NIA	SCA SSSC Holdings, LLC	Ownership	50.720	UnitedHealth Group Incorporated		2
		.00000					Senior Benefits, L.L.C.	.AZ	NIA	USHEALTH Career Agency, Inc.	Ownership	100.000	UnitedHealth Group Incorporated		
		.00000	27-1533951				Serquinox Holdings LLC	.DE	NIA	BriovaRx Infusion Services, Inc.	Ownership	100.000	UnitedHealth Group Incorporated		
		.00000					Servicios de Entrenamiento en Competencias Clínicas Ltda.	.CHL	NIA	Clínica Santa María S.A.	Ownership	99.900	UnitedHealth Group Incorporated		
		.00000					Servicios de Entrenamiento en Competencias Clínicas Ltda.	.CHL	NIA	Sociedad de Inversiones Santa María S.A.	Ownership	0.100	UnitedHealth Group Incorporated		
		.00000					Servicios Integrados de Salud Ltda.	.CHL	NIA	Clínica Dávila y Servicios Médicos S.A.	Ownership	99.900	UnitedHealth Group Incorporated		
		.00000					Servicios Integrados de Salud Ltda.	.CHL	NIA	Clínica Santa María S.A.	Ownership	0.100	UnitedHealth Group Incorporated		
		.00000					Servicios Médicos Amed Quilpué S.A.	.CHL	NIA	Centromed Quilpué S.A.	Ownership	99.900	UnitedHealth Group Incorporated		
		.00000					Servicios Médicos Amed Quilpué S.A.	.CHL	NIA	Laboratorios Médicos Amed Quilpué S.A.	Ownership	0.100	UnitedHealth Group Incorporated		
		.00000					Servicios Médicos Bío Bío Limitada	.CHL	NIA	Clínica Bío Bío S.A.	Ownership	99.000	UnitedHealth Group Incorporated		

SCHEDULE Y  
PART 1A - DETAIL OF INSURANCE HOLDING COMPANY SYSTEM

1	2	3	4	5	6	7	8	9	10	11	12	13	14	15	16
Group Code	Group Name	NAIC Company Code	ID Number	Federal RSSD	CIK	Name of Securities Exchange if Publicly Traded (U.S. or International)	Names of Parent, Subsidiaries Or Affiliates	Domi-ciliary Location	Relation-ship to Reporting Entity	Directly Controlled by (Name of Entity/Person)	Type of Control (Ownership, Board, Management, Attorney-in-Fact, Influence, Other)	If Control is Owner-ship Provide Percen-tage	Ultimate Controlling Entity(ies)/Person(s)	Is an SCA Filing Re-quired? (Y/N)	*
		.00000					Servicios Médicos Bio Bio Limitada	.CHL	NIA	Saden S.A.	Ownership	1.000	UnitedHealth Group Incorporated		
		.00000					Servicios Médicos Ciudad del Mar Ltda.	.CHL	NIA	Clínica Ciudad del Mar S.A.	Ownership	99.000	UnitedHealth Group Incorporated		
		.00000					Servicios Médicos Ciudad del Mar Ltda.	.CHL	NIA	Saden S.A.	Ownership	1.000	UnitedHealth Group Incorporated		
		.00000					Servicios Médicos Santa María Limitada	.CHL	NIA	Sociedad de Inversiones Santa María S.A.	Ownership	99.176	UnitedHealth Group Incorporated		
		.00000					Servicios Médicos Santa María Limitada	.CHL	NIA	Clínica Santa María S.A.	Ownership	0.824	UnitedHealth Group Incorporated		
		.00000					Servicios Médicos Vespucio Ltda.	.CHL	NIA	Clínica Vespucio S.A.	Ownership	99.000	UnitedHealth Group Incorporated		
		.00000					Servicios Médicos Vespucio Ltda.	.CHL	NIA	Saden S.A.	Ownership	1.000	UnitedHealth Group Incorporated		
		.00000	45-4233576				SharedClarity LLC	.DE	NIA	United HealthCare Services, Inc.	Ownership	100.000	UnitedHealth Group Incorporated		
		.00000	58-1978974				SHC Atlanta, LLC	.DE	NIA	Surgical Health, LLC	Ownership	100.000	UnitedHealth Group Incorporated		
		.00000	58-2013443				SHC Austin, Inc.	.GA	NIA	Surgical Health, LLC	Ownership	100.000	UnitedHealth Group Incorporated		
		.00000	58-2062812				SHC Hawthorn, Inc.	.GA	NIA	Surgical Health, LLC	Ownership	100.000	UnitedHealth Group Incorporated		
		.00000	58-2101924				SHC Melbourne, Inc.	.GA	NIA	Surgical Health, LLC	Ownership	100.000	UnitedHealth Group Incorporated		
		.00000	62-1223273				Shelby Surgery Properties, Inc.	.TN	NIA	SC Affiliates, LLC	Ownership	100.000	UnitedHealth Group Incorporated		
.0707	UnitedHealth Group Incorporated	.71420	94-0734860				Sierra Health and Life Insurance Company, Inc.	.NV	.IA	Sierra Health Services, Inc.	Ownership	100.000	UnitedHealth Group Incorporated		
		.00000	88-0200415				Sierra Health Services, Inc.	.NV	NIA	UnitedHealthcare, Inc.	Ownership	100.000	UnitedHealth Group Incorporated		
		.00000	88-0254322				Sierra Health-Care Options, Inc.	.NV	NIA	Sierra Health Services, Inc.	Ownership	100.000	UnitedHealth Group Incorporated		
		.00000	88-0385705				Sierra Home Medical Products, Inc.	.NV	NIA	Sierra Health Services, Inc.	Ownership	100.000	UnitedHealth Group Incorporated		
		.00000	88-0264562				Sierra Nevada Administrators, Inc.	.NV	NIA	Sierra Health Services, Inc.	Ownership	100.000	UnitedHealth Group Incorporated		
		.00000					Sistema de Administración Hospitalaria S.A.C.	.PER	NIA	Pacifico S.A. Entidad Prestadora de Salud	Ownership	99.870	UnitedHealth Group Incorporated		1
		.00000					Small Business Insurance Advisors, Inc.	.TX	NIA	USHEALTH Group, Inc.	Influence	100.000	UnitedHealth Group Incorporated		5
		.00000					Sobam – Centro Médico Hospitalar S.A.	.BRA	.IA	Santa Helena Assistência Médica S.A.	Ownership	98.080	UnitedHealth Group Incorporated		2
		.00000					Sobam – Centro Médico Hospitalar S.A.	.BRA	.IA	CMO – Centro Médico de Oftalmologia S/S Ltda.	Ownership	1.910	UnitedHealth Group Incorporated		2
		.00000	98-1453235				Sociedad de Inversiones Santa María S.A.	.CHL	NIA	Clínica Santa María S.A.	Ownership	99.743	UnitedHealth Group Incorporated		
		.00000	98-1453235				Sociedad de Inversiones Santa María S.A.	.CHL	NIA	Clínica Dávila y Servicios Médicos S.A.	Ownership	0.257	UnitedHealth Group Incorporated		
		.00000	98-1462570				Sociedad Editorial para la Ciencia Limitada.	.COL	NIA	Banmédica S.A.	Ownership	76.290	UnitedHealth Group Incorporated		2
		.00000	20-8433398				Somerset Outpatient Surgery, L.L.C.	.NJ	NIA	SCA-Somerset, LLC	Ownership	59.520	UnitedHealth Group Incorporated		2
		.00000	30-0743767				Southern California Medical Practice Concepts, LLC	.CA	NIA	Riverside Electronic Healthcare Resources, Inc.	Ownership	100.000	UnitedHealth Group Incorporated		
		.00000	88-0201420				Southwest Medical Associates, Inc.	.NV	NIA	Sierra Health Services, Inc.	Ownership	100.000	UnitedHealth Group Incorporated		
		.00000	38-2609888				Southwest Michigan Health Network Inc.	.MI	NIA	UnitedHealthcare, Inc.	Ownership	100.000	UnitedHealth Group Incorporated		
		.00000	36-4369359				Southwest Surgery Center, LLC	.IL	NIA	SCA-Mokena, LLC	Ownership	54.300	UnitedHealth Group Incorporated		2
		.00000	75-2516426				Space Coast Surgical Center, Ltd.	.FL	NIA	SCA Rockledge JV, LLC	Ownership	52.190	UnitedHealth Group Incorporated		2
		.00000	57-0953005				Spartanburg Surgery Center, LLC	.SC	NIA	SCA-Spartanburg Holdings, LLC	Influence	10.700	UnitedHealth Group Incorporated		5
		.00000	55-0790742				Specialists in Urology Surgery Center, LLC	.FL	NIA	SCA Specialists of Florida, LLC	Ownership	100.000	UnitedHealth Group Incorporated		
		.00000	25-1868213				Specialized Pharmaceuticals, Inc.	.PA	NIA	QoL Acquisition Holdings Corp.	Ownership	100.000	UnitedHealth Group Incorporated		
		.00000	41-1921983				Specialty Benefits, LLC	.DE	NIA	United HealthCare Services, Inc.	Ownership	100.000	UnitedHealth Group Incorporated		
		.00000	20-3412545				Specialty Surgical Center, LLC	.NJ	NIA	SCA-Sparta, LLC	Ownership	51.000	UnitedHealth Group Incorporated		2
		.00000	71-0886811				Spectera of New York, IPA, Inc.	.NY	NIA	Spectera, Inc.	Ownership	100.000	UnitedHealth Group Incorporated		
		.00000	52-1260282				Spectera, Inc.	.MD	NIA	Specialty Benefits, LLC	Ownership	100.000	UnitedHealth Group Incorporated		
		.00000	81-1387232				SPINETRACK 20/20, Inc.	.CA	NIA	SCA-ND VBP, Inc.	Ownership	100.000	UnitedHealth Group Incorporated		
		.00000	46-5587702				Spotlite, Inc.	.DE	NIA	Rally Health, Inc.	Ownership	100.000	UnitedHealth Group Incorporated		
		.00000	62-1770924				SRPS, LLC	.DE	NIA	Progressive Enterprises Holdings, Inc.	Ownership	100.000	UnitedHealth Group Incorporated		
		.00000	75-2201400				St. Cloud Outpatient Surgery, Ltd., a Minnesota Limited Partnership	.MN	NIA	St. Cloud Surgical Center, LLC	Influence	23.383	UnitedHealth Group Incorporated		5
		.00000	41-1348916				St. Cloud Surgical Center, LLC	.DE	NIA	Surgery Center Holding, LLC	Ownership	100.000	UnitedHealth Group Incorporated		
		.00000	20-1211544				Stonegate Surgery Center, L.P.	.TX	NIA	SCA Stonegate Holdings, LLC	Ownership	58.670	UnitedHealth Group Incorporated		2
		.00000	27-2944223				Streamlines Health, LLC	.MN	NIA	Savvysherpa, LLC	Ownership	100.000	UnitedHealth Group Incorporated		
		.00000	06-1082848				SunSurgery, LLC	.DE	NIA	Surgical Care Affiliates, LLC	Ownership	100.000	UnitedHealth Group Incorporated		
.0707	UnitedHealth Group Incorporated	.96644	82-5164277				Surgery Center at Cherry Creek, LLC	.CO	NIA	SCA-Denver Physicians Holdings, LLC	Influence	1.000	UnitedHealth Group Incorporated		5
		.00000	82-5207693				Surgery Center at Kissing Camels, LLC	.CO	NIA	SCA-Kissing Camels Holdings, LLC	Ownership	55.000	UnitedHealth Group Incorporated		2

SCHEDULE Y  
PART 1A - DETAIL OF INSURANCE HOLDING COMPANY SYSTEM

1	2	3	4	5	6	7	8	9	10	11	12	13	14	15	16
Group Code	Group Name	NAIC Company Code	ID Number	Federal RSSD	CIK	Name of Securities Exchange if Publicly Traded (U.S. or International)	Names of Parent, Subsidiaries Or Affiliates	Domi-ciliary Location	Relation-ship to Reporting Entity	Directly Controlled by (Name of Entity/Person)	Type of Control (Ownership, Board, Management, Attorney-in-Fact, Influence, Other)	If Control is Owner-ship Provide Per-centage	Ultimate Controlling Entity(ies)/Person(s)	Is an SCA Filing Re-quired? (Y/N)	*
		.00000	81-3129674				Surgery Center at St. Vincent, LLC	OR	NIA	Providence & SCA On-Campus Holdings, LLC	Influence	0.577	UnitedHealth Group Incorporated		5
		.00000	62-1739361				Surgery Center Holding, LLC	DE	NIA	Surgical Care Affiliates, LLC	Ownership	100.000	UnitedHealth Group Incorporated		
		.00000	62-1509341				Surgery Center of Boca Raton, Inc.	FL	NIA	Surgical Health, LLC	Ownership	100.000	UnitedHealth Group Incorporated		
		.00000	62-1506370				Surgery Center of Clarksville, L.P.	TN	NIA	Surgical Health, LLC	Ownership	99.900	UnitedHealth Group Incorporated		2
		.00000	63-1214140				Surgery Center of Colorado Springs, LLC	DE	NIA	SC Affiliates, LLC	Ownership	100.000	UnitedHealth Group Incorporated		
		.00000	42-1166764				Surgery Center of Des Moines, LLC	DE	NIA	Surgery Center Holding, LLC	Ownership	100.000	UnitedHealth Group Incorporated		
		.00000	72-1349752				Surgery Center of Easton, LLC	DE	NIA	SC Affiliates, LLC	Ownership	100.000	UnitedHealth Group Incorporated		
		.00000	63-1212213				Surgery Center of Ellicott City, Inc.	DE	NIA	SC Affiliates, LLC	Ownership	100.000	UnitedHealth Group Incorporated		
		.00000	20-1733152				Surgery Center of Fairfield County, LLC	DE	NIA	SunSurgery, LLC	Influence	43.204	UnitedHealth Group Incorporated		5
		.00000	62-1179539				Surgery Center of Lexington, LLC	DE	NIA	SC Affiliates, LLC	Influence	0.490	UnitedHealth Group Incorporated		5
		.00000	62-1179537				Surgery Center of Louisville, LLC	DE	NIA	SC Affiliates, LLC	Ownership	100.000	UnitedHealth Group Incorporated		
		.00000	63-1231944				Surgery Center of Maui, LLC	DE	NIA	SC Affiliates, LLC	Ownership	100.000	UnitedHealth Group Incorporated		
		.00000	63-1194204				Surgery Center of Muskogee, LLC	DE	NIA	SC Affiliates, LLC	Ownership	100.000	UnitedHealth Group Incorporated		
		.00000	11-3701564				Surgery Center of Rockville, L.L.C.	MD	NIA	SCA-Rockville, LLC	Ownership	59.000	UnitedHealth Group Incorporated		2
		.00000	63-1212214				Surgery Center of Southern Pines, LLC	DE	NIA	Surgery Center Holding, LLC	Ownership	100.000	UnitedHealth Group Incorporated		
		.00000	63-1178497				Surgery Center of Spokane, LLC	DE	NIA	SC Affiliates, LLC	Ownership	100.000	UnitedHealth Group Incorporated		
		.00000	63-1184216				Surgery Center of Summerlin, LLC	DE	NIA	SC Affiliates, LLC	Ownership	100.000	UnitedHealth Group Incorporated		
		.00000	82-3448050				Surgery Center of The Woodlands, LLC	TX	NIA	SCA-Woodlands Holdings, LLC	Ownership	55.790	UnitedHealth Group Incorporated		2
		.00000	62-1491963				Surgery Center of Vero Beach, Inc.	TN	NIA	Surgical Health, LLC	Ownership	100.000	UnitedHealth Group Incorporated		
							Surgery Center of Wilmington Properties, LLC								
		.00000						NC	NIA	Surgery Center of Wilmington, LLC	Ownership	100.000	UnitedHealth Group Incorporated		
		.00000					Surgery Center of Wilmington, LLC	NC	NIA	SCA-Wilmington, LLC	Ownership	100.000	UnitedHealth Group Incorporated		
		.00000	36-3562598				Surgery Centers of Des Moines, Ltd., an Iowa Limited Partnership	IA	NIA	Surgery Center Holding, LLC	Ownership	67.950	UnitedHealth Group Incorporated		2
		.00000	68-0282268				Surgery Centers-West Holdings, LLC	DE	NIA	Surgical Care Affiliates, LLC	Ownership	100.000	UnitedHealth Group Incorporated		
							Surgical Care Affiliates Political Action Committee	AL	NIA	Surgical Care Affiliates, LLC	Ownership	100.000	UnitedHealth Group Incorporated		
		.00000	33-1187498					DE	NIA	SCA1 Holdings, LLC	Ownership	100.000	UnitedHealth Group Incorporated		
		.00000	20-8922307				Surgical Care Affiliates, LLC	DE	NIA	SHC Melbourne, Inc.	Ownership	72.750	UnitedHealth Group Incorporated		2
		.00000	46-2971080				Surgical Care Partners of Melbourne, LLC	DE	NIA	THR-SCA Holdings, LLC	Influence	56.423	UnitedHealth Group Incorporated		5
		.00000	75-1925497				Surgical Caregivers of Fort Worth, LLC	TX	NIA	NSC Greensboro, LLC	Influence	35.720	UnitedHealth Group Incorporated		5
		.00000	63-1251243				Surgical Center of Greensboro, LLC	NC	NIA						
							Surgical Center of South Jersey, Limited Partnership	NJ	NIA	SCA-South Jersey, LLC	Ownership	61.853	UnitedHealth Group Incorporated		2
		.00000	22-2709324					AL	NIA	Surgical Care Affiliates, LLC	Ownership	100.000	UnitedHealth Group Incorporated		
		.00000	63-1138507				Surgical Center of Tuscaloosa Holdings, LLC	AL	NIA	Physician(s) owned	Influence	0.000	UnitedHealth Group Incorporated		4
		.00000	65-1321064				Surgical Eye Experts, LLC	MA	NIA	Surgical Health, LLC	Ownership	81.760	UnitedHealth Group Incorporated		2
		.00000	58-1997354				Surgical Health of Orlando, LLC	FL	NIA	Surgical Care Affiliates, LLC	Ownership	100.000	UnitedHealth Group Incorporated		
		.00000	58-1941168				Surgical Health, LLC	DE	NIA	SCA Surgery Holdings, LLC	Ownership	100.000	UnitedHealth Group Incorporated		
		.00000	27-0168681				Surgical Hospital Holdings of Oklahoma, LLC	DE	NIA	Surgery Center Holding, LLC	Ownership	100.000	UnitedHealth Group Incorporated		
		.00000	75-2157730				Surgicare of Belleville, LLC	DE	NIA	Surgery Center Holding, LLC	Ownership	100.000	UnitedHealth Group Incorporated		
		.00000	64-0629000				Surgicare of Jackson, LLC	DE	NIA	Surgery Center Holding, LLC	Ownership	100.000	UnitedHealth Group Incorporated		
							Surgicare of Jackson, Ltd., a Mississippi Limited Partnership	MS	NIA	Surgicare of Jackson, LLC	Influence	40.000	UnitedHealth Group Incorporated		5
		.00000	75-2162993					IL	NIA	Surgery Center Holding, LLC	Ownership	100.000	UnitedHealth Group Incorporated		
		.00000	75-2287141				Surgicare of Joliet, Inc.	CA	NIA	Surgery Centers-West Holdings, LLC	Ownership	100.000	UnitedHealth Group Incorporated		
		.00000	75-2501191				Surgicare of La Veta, Inc.	CA	NIA						
							Surgicare of La Veta, Ltd., a California Limited Partnership	CA	NIA	Beach Surgical Holdings III, LLC	Influence	0.283	UnitedHealth Group Incorporated		5
		.00000	75-2507129					DE	NIA	Surgery Center Holding, LLC	Ownership	100.000	UnitedHealth Group Incorporated		
		.00000	41-1437636				Surgicare of Minneapolis, LLC								
							Surgicare of Minneapolis, Ltd., a Minnesota Limited Partnership	MN	NIA	Surgicare of Minneapolis, LLC	Influence	20.000	UnitedHealth Group Incorporated		5
		.00000	41-1624905					DE	NIA	Surgery Center Holding, LLC	Ownership	100.000	UnitedHealth Group Incorporated		
		.00000	75-2459713				Surgicare of Mobile, LLC	AL	NIA	Surgicare of Mobile, LLC	Influence	20.000	UnitedHealth Group Incorporated		5
		.00000	75-2459715				Surgicare of Mobile, Ltd.	CA	NIA	Surgery Center Holding, LLC	Ownership	100.000	UnitedHealth Group Incorporated		
		.00000	75-2448926				Surgicare of Oceanside, Inc.	DE	NIA	Surgery Center Holding, LLC	Ownership	100.000	UnitedHealth Group Incorporated		
		.00000	75-2184730				Surgicare of Owensboro, LLC	DE	NIA	Surgery Center Holding, LLC	Ownership	100.000	UnitedHealth Group Incorporated		
		.00000	75-2200171				Surgicare of Salem, LLC	DE	NIA	Surgery Center Holding, LLC	Ownership	100.000	UnitedHealth Group Incorporated		

SCHEDULE Y  
PART 1A - DETAIL OF INSURANCE HOLDING COMPANY SYSTEM

1	2	3	4	5	6	7	8	9	10	11	12	13	14	15	16
Group Code	Group Name	NAIC Company Code	ID Number	Federal RSSD	CIK	Name of Securities Exchange if Publicly Traded (U.S. or International)	Names of Parent, Subsidiaries Or Affiliates	Domi-ciliary Location	Relation-ship to Reporting Entity	Directly Controlled by (Name of Entity/Person)	Type of Control (Ownership, Board, Management, Attorney-in-Fact, Influence, Other)	If Control is Ownership Provide Percen-tage	Ultimate Controlling Entity(ies)/Person(s)	Is an SCA Filing Re-quired? (Y/N)	*
0707	UnitedHealth Group Incorporated	.00000	35-1975122				Surgicare, LLC	IN	NIA	SCA-SurgiCare, LLC	Ownership	53.680	UnitedHealth Group Incorporated		2
		.00000	82-3717201				SurgiCenter of San Antonio at Westover Hills, LLC	TX	NIA	SCA-Westover Hills, LLC	Influence	45.360	UnitedHealth Group Incorporated		5
		.00000	95-3329855				Surgicenters of Southern California, Inc.	CA	NIA	Surgery Center Holding, LLC	Ownership	100.000	UnitedHealth Group Incorporated		
		.00000	46-1536748				Symphonix Health Holdings, LLC	DE	NIA	United HealthCare Services, Inc.	Ownership	100.000	UnitedHealth Group Incorporated		
		.84549	38-2044243				Symphonix Health Insurance, Inc.	IL	IA	Symphonix Health Holdings, LLC	Ownership	100.000	UnitedHealth Group Incorporated		
		.00000	98-1260384				Taidene Medical Ltd.	CAN	NIA	UnitedHealthcare Global Canada Limited	Influence	49.000	UnitedHealth Group Incorporated		5
		.00000	93-1172065				Talbert Medical Group, P.C.	CA	NIA	Healthcare Partners Affiliates Medical Group	Influence	0.000	UnitedHealth Group Incorporated		5
		.00000	47-4751035				TeamMD Holdings, Inc.	DE	NIA	AmeriChoice Corporation	Ownership	100.000	UnitedHealth Group Incorporated		
		.00000	47-4850893				TeamMD Iowa, Inc.	DE	NIA	TeamMD Holdings, Inc.	Ownership	100.000	UnitedHealth Group Incorporated		
		.00000	35-2584893				TeamMD Physicians of Texas, Inc.	TX	NIA	TeamMD Holdings, Inc.	Ownership	100.000	UnitedHealth Group Incorporated		
		.00000	30-0445773				TeamMD Physicians, P.C.	IA	NIA	Physician(s) owned	Influence	0.000	UnitedHealth Group Incorporated		4
		.00000	82-1019055				TeamUP Insurance Services, Inc.	CA	NIA	HealthMarkets Insurance Agency, Inc.	Ownership	100.000	UnitedHealth Group Incorporated		
		.00000					Tecnologías de Información en Salud S.A.	CHL	NIA	Clinica Santa Maria S.A.	Ownership	50.000	UnitedHealth Group Incorporated		
		.00000					Tecnologías de Información en Salud S.A.	CHL	NIA	Clinica Dávila y Servicios Médicos S.A.	Ownership	50.000	UnitedHealth Group Incorporated		
		.00000	38-3897811				Texas Health Craig Ranch Surgery Center, LLC	TX	NIA	THR-SCA Holdings, LLC	Influence	51.500	UnitedHealth Group Incorporated		5
		.00000	80-0866449				Texas Health Flower Mound Orthopedic Surgery Center, LLC	TX	NIA	THR-SCA Holdings, LLC	Influence	51.000	UnitedHealth Group Incorporated		5
		.00000	81-4977249				Texas Health Orthopedic Surgery Center Alliance, LLC	TX	NIA	THR-SCA Holdings, LLC	Influence	51.000	UnitedHealth Group Incorporated		5
		.00000	82-2296081				Texas Health Surgery Center Alliance, LLC	TX	NIA	THR-SCA Holdings, LLC	Influence	77.583	UnitedHealth Group Incorporated		5
		.00000	82-1307876				Texas Health Surgery Center Bedford, LLC	TX	NIA	THR-SCA Holdings, LLC	Influence	52.900	UnitedHealth Group Incorporated		5
		.00000	83-0781259				Texas Health Surgery Center Las Colinas, LLC	TX	NIA	THR-SCA Holdings, LLC	Influence	0.000	UnitedHealth Group Incorporated		5
0707	UnitedHealth Group Incorporated	.00000	20-3991622				Texas Health Surgery Center Preston Plaza, LLC	TX	NIA	THR-SCA Holdings, LLC	Influence	53.048	UnitedHealth Group Incorporated		5
		.00000	47-4425996				Texas Health Surgery Center Rockwall, LLC	TX	NIA	THR-SCA Holdings, LLC	Influence	51.000	UnitedHealth Group Incorporated		5
		.00000					The Advisory Board (Chile) SpA	CHL	NIA	The Advisory Board Company	Ownership	100.000	UnitedHealth Group Incorporated		
		.00000	52-1468699				The Advisory Board Company	DE	NIA	OptumInsight, Inc.	Ownership	100.000	UnitedHealth Group Incorporated		
		.61832	52-0676509				The Chesapeake Life Insurance Company	OK	IA	HealthMarkets Group, Inc.	Ownership	100.000	UnitedHealth Group Incorporated		
		.00000	91-0214500				The Everett Clinic, PLLC	WA	NIA	Everett Physicians, Inc. P.S.	Influence	0.000	UnitedHealth Group Incorporated		5
							The Eye Surgery Center of the Carolinas, L.P.								
		.00000	20-5562797					NC	NIA	Surgery Center of Southern Pines, LLC	Influence	46.000	UnitedHealth Group Incorporated		5
		.00000	56-1970224				The Lewin Group, Inc.	NC	NIA	Optum Public Sector Solutions, Inc.	Ownership	100.000	UnitedHealth Group Incorporated		
		.00000					The Magan Medical Group	CA	NIA	DaVita Magan Management, Inc.	Ownership	50.000	UnitedHealth Group Incorporated		2
		.00000	61-1409045				The Outpatient Surgery Center of Hilton Head, LLC	SC	NIA	SCA-Hilton Head, LLC	Ownership	50.000	UnitedHealth Group Incorporated		2
		.00000					The Polyclinic MSO, LLC	DE	NIA	Collaborative Care Holdings, LLC	Ownership	80.100	UnitedHealth Group Incorporated		2
		.00000					The Polyclinic, PLLC	WA	NIA	Polyclinic Holdings, P.C.	Influence	100.000	UnitedHealth Group Incorporated		5
		.00000	72-1349755				The Surgery Center of Easton, L.P.	TN	NIA	Surgery Center of Easton, LLC	Influence	0.420	UnitedHealth Group Incorporated		5
		.00000	63-1184215				The Surgical Center at Tenaya, L.P.	TN	NIA	Surgery Center of Summerlin, LLC	Influence	20.000	UnitedHealth Group Incorporated		5
		.00000	06-1552689				The Surgical Center of Connecticut, LLC	CT	NIA	SCA-Main Street, LLC	Influence	20.000	UnitedHealth Group Incorporated		5
		.00000	37-1446353				THE SURGICAL CENTER OF THE TREASURE COAST, L.L.C.	FL	NIA	SCA-St. Lucie, LLC	Ownership	51.000	UnitedHealth Group Incorporated		2
		.00000	26-1479919				Thomas Johnson Surgery Center, LLC	MD	NIA	SCA-Frederick, LLC	Ownership	65.000	UnitedHealth Group Incorporated		2
		.00000	77-0367271				Thousand Oaks Endoscopy Center, LLC	CA	NIA	Endoscopy Center Affiliates, Inc.	Ownership	99.000	UnitedHealth Group Incorporated		2
		.00000	25-1825549				Three Rivers Holdings, Inc.	DE	UDP	AmeriChoice Corporation	Ownership	100.000	UnitedHealth Group Incorporated		
		.00000	63-1194203				Three Rivers Surgical Care, L.P.	TN	NIA	Muskogee Surgical Investors, LLC	Ownership	72.530	UnitedHealth Group Incorporated		2
		.00000	59-3143128				Tmesys, LLC	FL	NIA	PMSI Holdings, LLC	Ownership	100.000	UnitedHealth Group Incorporated		
		.00000	98-1287904				Topimagem Diagnóstico por Imagem Ltda.	BRA	NIA	S.A. - Empresa de Serviços Hospitalares	Ownership	89.000	UnitedHealth Group Incorporated		2
		.00000					Trails Edge Surgery Center, LLC	FL	NIA	SCA-Bonita Springs, LLC	Ownership	59.000	UnitedHealth Group Incorporated		2

SCHEDULE Y  
PART 1A - DETAIL OF INSURANCE HOLDING COMPANY SYSTEM

1	2	3	4	5	6	7	8	9	10	11	12	13	14	15	16
Group Code	Group Name	NAIC Company Code	ID Number	Federal RSSD	CIK	Name of Securities Exchange if Publicly Traded (U.S. or International)	Names of Parent, Subsidiaries Or Affiliates	Domi-ciliary Location	Relation-ship to Reporting Entity	Directly Controlled by (Name of Entity/Person)	Type of Control (Ownership, Board, Management, Attorney-in-Fact, Influence, Other)	If Control is Ownership Provide Per-cent-age	Ultimate Controlling Entity(ies)/Person(s)	Is an SCA Filing Re-quired? (Y/N)	*
		.00000	46-5482620				Trauma Surgery Affiliates, LLC .....	.TX	NIA.....	National Surgery Centers, LLC .....	Influence.....	.49.000	UnitedHealth Group Incorporated .....		.5
		.00000	52-1431155				Travel Express Incorporated .....	.MD	NIA.....	FrontierMEDEX, Inc. ....	Ownership.....	100.000	UnitedHealth Group Incorporated .....		
		.00000	46-2613170				Treasure Valley Emerald Properties, LLC .....	.DE	NIA.....	Treasure Valley Hospital Limited Partnership .....	Influence.....	100.000	UnitedHealth Group Incorporated .....		.5
		.00000	33-0592165				Treasure Valley Hospital Limited Partnership .....	.ID	NIA.....	Surgical Health, LLC .....	Influence.....	.40.375	UnitedHealth Group Incorporated .....		.5
		.00000	47-5088596				TriMed, LLC .....	.UT	NIA.....	National MedTrans, LLC .....	Ownership.....	100.000	UnitedHealth Group Incorporated .....		
		.00000	46-5530255				Trio Motion, LLC .....	.DE	NIA.....	Savvysherpa, LLC .....	Ownership.....	100.000	UnitedHealth Group Incorporated .....		
		.00000	63-0974161				Tuscaloosa Surgical Center, L.P. ....	.AL	NIA.....	Surgical Center of Tuscaloosa Holdings, LLC .....	Influence.....	.30.000	UnitedHealth Group Incorporated .....		.5
		.00000	94-3077084				U.S. Behavioral Health Plan, California .....	.CA	.IA.....	United Behavioral Health .....	Ownership.....	100.000	UnitedHealth Group Incorporated .....		
		.00000	98-1388279				UHC Finance (Ireland) Unlimited Company .....	.IRL	NIA.....	UnitedHealth Group International Finance (Ireland) Unlimited Company .....	Ownership.....	100.000	UnitedHealth Group Incorporated .....		
		.00000	41-1913059				UHC International Services, Inc. ....	.DE	NIA.....	UnitedHealth Group Incorporated .....	Ownership.....	100.000	UnitedHealth Group Incorporated .....		
		.00000	95-2931460				UHC of California .....	.CA	.IA.....	United HealthCare Services, Inc. ....	Ownership.....	100.000	UnitedHealth Group Incorporated .....		
		.00000	98-1103713				UHCG – FZE .....	.ARE	NIA.....	UnitedHealthcare Global Medical (UK) Limited .....	Ownership.....	100.000	UnitedHealth Group Incorporated .....		
		.00000	98-1372063				UHCG Holdings (Ireland) Limited .....	.IRL	NIA.....	United HealthCare Services, Inc. ....	Ownership.....	100.000	UnitedHealth Group Incorporated .....		
		.00000	98-1372064				UHCG Services (Ireland) Limited .....	.IRL	NIA.....	UHCG Holdings (Ireland) Limited .....	Ownership.....	100.000	UnitedHealth Group Incorporated .....		
		.00000	98-1122490				UHG Brasil Participações S.A. ....	.BRA	NIA.....	Polar II Fundo de Investimento em Participações Multiestrategia .....	Ownership.....	100.000	UnitedHealth Group Incorporated .....		
		.00000	41-1921008				UHC Holdings, Inc. ....	.DE	NIA.....	United HealthCare Services, Inc. ....	Ownership.....	100.000	UnitedHealth Group Incorporated .....		
		.00000	75-2922396				UICI Funding Corp. 2 .....	.DE	NIA.....	HealthMarkets, LLC .....	Ownership.....	100.000	UnitedHealth Group Incorporated .....		
		.00000	39-1995276				UMR, Inc. ....	.DE	NIA.....	United HealthCare Services, Inc. ....	Ownership.....	100.000	UnitedHealth Group Incorporated .....		
		.00000	98-1444648				Unidad Médica Diagnóstico S.A. ....	.COL	NIA.....	Colmedica Medicina Prepagada .....	Ownership.....	92.380	UnitedHealth Group Incorporated .....		.2
		.00000	98-1444648				Unidad Médica Diagnóstico S.A. ....	.COL	NIA.....	Banmedica Colombia SpA .....	Ownership.....	7.619	UnitedHealth Group Incorporated .....		.2
.0707	UnitedHealth Group Incorporated .....	.91529	52-1996029				Unimerica Insurance Company .....	.WI	.IA.....	OptumHealth Holdings, LLC .....	Ownership.....	100.000	UnitedHealth Group Incorporated .....		
							Unimerica Life Insurance Company of New York .....								
.0707	UnitedHealth Group Incorporated .....	.11596	01-0637149				Unison Administrative Services, LLC .....	.NY	.IA.....	UnitedHealthcare Insurance Company .....	Ownership.....	100.000	UnitedHealth Group Incorporated .....		
		.00000	25-1877716				Unison Health Plan of Delaware, Inc. ....	.PA	NIA.....	Three Rivers Holdings, Inc. ....	Ownership.....	100.000	UnitedHealth Group Incorporated .....		
		.00000	20-5917714				United Behavioral Health .....	.DE	.IA.....	Three Rivers Holdings, Inc. ....	Ownership.....	100.000	UnitedHealth Group Incorporated .....		
		.00000	94-2649097				United Behavioral Health of New York, I.P.A., Inc. ....	.CA	NIA.....	OptumHealth Holdings, LLC .....	Ownership.....	100.000	UnitedHealth Group Incorporated .....		
		.00000	41-1868911				United Group Reinsurance, Inc. ....	.NY	NIA.....	United Behavioral Health .....	Ownership.....	100.000	UnitedHealth Group Incorporated .....		
		.00000	75-2583080				United Health Foundation .....	.TCA	NIA.....	HealthMarkets, LLC .....	Ownership.....	100.000	UnitedHealth Group Incorporated .....		
		.00000	41-1941615				United HealthCare Services, Inc. ....	.MN	NIA.....	UnitedHealth Group Incorporated .....	Ownership.....	100.000	UnitedHealth Group Incorporated .....		
		.00000	41-1289245	3410132			United Management Services, Inc. ....	.MN	NIA.....	UnitedHealth Group Incorporated .....	Ownership.....	100.000	UnitedHealth Group Incorporated .....		
		.00000	75-2601147				United Resource Networks IPA of New York, Inc. ....	.NY	NIA.....	HealthMarkets, LLC .....	Ownership.....	100.000	UnitedHealth Group Incorporated .....		
		.00000	30-0318238				UnitedHealth Advisors, LLC .....	.NY	NIA.....	OptumHealth Care Solutions, LLC .....	Ownership.....	100.000	UnitedHealth Group Incorporated .....		
		.00000	01-0538317				UnitedHealth Group Finance Inc. ....	.ME	NIA.....	United HealthCare Services, Inc. ....	Ownership.....	100.000	UnitedHealth Group Incorporated .....		
		.00000	84-3188598				UnitedHealth Group Incorporated .....	.DE	NIA.....	Bordeaux (Barbados) Holdings III, SRL .....	Ownership.....	100.000	UnitedHealth Group Incorporated .....		
		.00000	41-1321939	4665014	0000731766		UnitedHealth Group International Finance (Ireland) Unlimited Company .....	.DE	UIP.....	Self .....	Ownership.....	0.000	UnitedHealth Group Incorporated .....		.2
		.00000	98-1422474				UnitedHealth Group International GP .....	.IRL	NIA.....	UnitedHealthcare Europe S.á r.l. ....	Ownership.....	100.000	UnitedHealth Group Incorporated .....		
		.00000	98-1079826				UnitedHealth Group International Holdings I Inc. ....	.CYM	NIA.....	UnitedHealth Group International Holdings I Inc. ....	Ownership.....	100.000	UnitedHealth Group Incorporated .....		
		.00000	84-3175714				UnitedHealth Group International L.P. ....	.DE	NIA.....	UnitedHealth Group Incorporated .....	Ownership.....	100.000	UnitedHealth Group Incorporated .....		
		.00000	98-1080118				UnitedHealth Group Ventures, LLC .....	.CYM	NIA.....	UnitedHealth Group International Holdings I Inc. ....	Ownership.....	100.000	UnitedHealth Group Incorporated .....		
		.00000	46-3311984				UnitedHealth International, Inc. ....	.DE	NIA.....	UnitedHealth Group Incorporated .....	Ownership.....	100.000	UnitedHealth Group Incorporated .....		
		.00000	41-1917398					.DE	NIA.....	UnitedHealth Group Incorporated .....	Ownership.....	100.000	UnitedHealth Group Incorporated .....		



**SCHEDULE Y**  
**PART 1A - DETAIL OF INSURANCE HOLDING COMPANY SYSTEM**

1	2	3	4	5	6	7	8	9	10	11	12	13	14	15	16
Group Code	Group Name	NAIC Company Code	ID Number	Federal RSSD	CIK	Name of Securities Exchange if Publicly Traded (U.S. or International)	Names of Parent, Subsidiaries Or Affiliates	Domi-ciliary Location	Relation-ship to Reporting Entity	Directly Controlled by (Name of Entity/Person)	Type of Control (Ownership, Board, Management, Attorney-in-Fact, Influence, Other)	If Control is Owner-ship Provide Percen-tage	Ultimate Controlling Entity(ies)/Person(s)	Is an SCA Filing Re-quired? (Y/N)	*
		.00000	26-2574977				UnitedHealth Military & Veterans Services, LLC	.DE	.NIA	United HealthCare Services, Inc.	Ownership	100.000	UnitedHealth Group Incorporated		
		.00000	98-0559902				UnitedHealth UK Limited	.GBR	.NIA	Optum Solutions UK Holdings Limited	Ownership	100.000	UnitedHealth Group Incorporated		
.0707	UnitedHealth Group Incorporated	.95174	33-0115163				UnitedHealthcare Benefits of Texas, Inc.	.TX	.IA	United HealthCare Services, Inc.	Ownership	100.000	UnitedHealth Group Incorporated		
							UnitedHealthcare Benefits Plan of California								
		.00000	47-3221444					.CA	.IA	United HealthCare Services, Inc.	Ownership	100.000	UnitedHealth Group Incorporated		
		.00000	46-4348775				UnitedHealthcare Community Plan of California, Inc.	.CA	.IA	United HealthCare Services, Inc.	Ownership	100.000	UnitedHealth Group Incorporated		
.0707	UnitedHealth Group Incorporated	.13168	26-2688274				UnitedHealthcare Community Plan of Georgia, Inc.	.GA	.IA	AmeriChoice Corporation	Ownership	100.000	UnitedHealth Group Incorporated		
.0707	UnitedHealth Group Incorporated	.12323	56-2451429				UnitedHealthcare Community Plan of Ohio, Inc.	.OH	.RE	Three Rivers Holdings, Inc.	Ownership	100.000	UnitedHealth Group Incorporated		
.0707	UnitedHealth Group Incorporated	.11141	91-2008361				UnitedHealthcare Community Plan of Texas, L.L.C.	.TX	.IA	Ovations, Inc.	Ownership	100.000	UnitedHealth Group Incorporated		
.0707	UnitedHealth Group Incorporated	.95467	38-3204052				UnitedHealthcare Community Plan, Inc.	.MI	.IA	AmeriChoice Corporation	Ownership	100.000	UnitedHealth Group Incorporated		
							UnitedHealthcare Consulting & Assistance Service (Beijing) Co., Ltd.								
		.00000	98-1200034					.CHN	.NIA	UnitedHealthcare International I B.V.	Ownership	100.000	UnitedHealth Group Incorporated		
										UnitedHealthcare International VI S.à r.l.					
		.00000	98-1199879				UnitedHealthcare Europe S.à r.l.	.LUX	.NIA		Ownership	100.000	UnitedHealth Group Incorporated		
		.00000	98-1104429				UnitedHealthcare Global Canada Limited	.CAN	.NIA	UnitedHealthcare International I B.V.	Ownership	100.000	UnitedHealth Group Incorporated		
							UnitedHealthcare Global Medical (UK) Limited								
		.00000	98-1029201					.GBR	.NIA	UnitedHealthcare International I B.V.	Ownership	100.000	UnitedHealth Group Incorporated		
		.00000	98-1099116				UnitedHealthcare India Private Limited	.IND	.NIA	OptumHealth International B.V.	Ownership	99.999	UnitedHealth Group Incorporated		
		.00000	98-1099116				UnitedHealthcare India Private Limited	.IND	.NIA	UnitedHealth International, Inc.	Ownership	0.001	UnitedHealth Group Incorporated		
.0707	UnitedHealth Group Incorporated	.79413	36-2739571				UnitedHealthcare Insurance Company	.CT	.IA	UHC Holdings, Inc.	Ownership	100.000	UnitedHealth Group Incorporated		
							UnitedHealthcare Insurance Company of Illinois								
.0707	UnitedHealth Group Incorporated	.60318	36-3800349					.IL	.IA	UnitedHealthcare Insurance Company	Ownership	100.000	UnitedHealth Group Incorporated		
							UnitedHealthcare Insurance Company of New York								
.0707	UnitedHealth Group Incorporated	.60093	11-3283886					.NY	.IA	UnitedHealthcare Insurance Company	Ownership	100.000	UnitedHealth Group Incorporated		
							UnitedHealthcare Insurance Company of the River Valley			UnitedHealthcare Services Company of the River Valley, Inc.					
.0707	UnitedHealth Group Incorporated	.12231	20-1902768					.IL	.IA		Ownership	100.000	UnitedHealth Group Incorporated		
							UnitedHealthcare Insurance Designated Activity Company								
.0707	UnitedHealth Group Incorporated	.00000	98-1372065					.IRL	.IA	UHC Holdings (Ireland) Limited	Ownership	100.000	UnitedHealth Group Incorporated		
		.00000	86-0618309				UnitedHealthcare Integrated Services, Inc.	.AZ	.IA	Ovations, Inc.	Ownership	100.000	UnitedHealth Group Incorporated		
		.00000	41-1988797				UnitedHealthcare International Asia, LLC	.DE	.NIA	UnitedHealth Group Incorporated	Ownership	100.000	UnitedHealth Group Incorporated		
										UnitedHealth Group International Holdings I Inc.					
		.00000	98-1100512				UnitedHealthcare International I B.V.	.MLD	.NIA		Ownership	100.000	UnitedHealth Group Incorporated		
		.00000	98-1079459				UnitedHealthcare International II S.à r.l.	.LUX	.NIA	UnitedHealthcare Europe S.à r.l.	Ownership	100.000	UnitedHealth Group Incorporated		
		.00000	98-1340853				UnitedHealthcare International III B.V.	.MLD	.NIA	UnitedHealthcare Europe S.à r.l.	Ownership	100.000	UnitedHealth Group Incorporated		
		.00000	98-1077436				UnitedHealthcare International III S.à r.l.	.LUX	.NIA	Optum Services (Ireland) Limited	Ownership	100.000	UnitedHealth Group Incorporated		
		.00000	98-1372054				UnitedHealthcare International IV B.V.	.MLD	.NIA	OptumHealth International B.V.	Ownership	100.000	UnitedHealth Group Incorporated		
										UnitedHealthcare International VIII S.à r.l.					
		.00000	98-1080926				UnitedHealthcare International IV S.à r.l.	.LUX	.NIA		Ownership	100.000	UnitedHealth Group Incorporated		
		.00000	98-1372058				UnitedHealthcare International VI S.à r.l.	.LUX	.NIA	UnitedHealth Group International L.P.	Ownership	100.000	UnitedHealth Group Incorporated		
		.00000	98-1372060				UnitedHealthcare International VII S.à r.l.	.LUX	.NIA	UHC Finance (Ireland) Unlimited Company	Ownership	100.000	UnitedHealth Group Incorporated		
							UnitedHealthcare International VIII S.à r.l.								
		.00000	98-1372062					.LUX	.NIA	UnitedHealthcare International X S.à r.l.	Ownership	100.000	UnitedHealth Group Incorporated		
										UnitedHealthcare International III S.à r.l.					
.0707	UnitedHealth Group Incorporated	.97179	86-0207231				UnitedHealthcare International X S.à r.l.	.LUX	.NIA		Ownership	100.000	UnitedHealth Group Incorporated		
.0707	UnitedHealth Group Incorporated	.95784	63-0899562				UnitedHealthcare Life Insurance Company	.WI	.IA	Golden Rule Financial Corporation	Ownership	100.000	UnitedHealth Group Incorporated		
.0707	UnitedHealth Group Incorporated	.96016	86-0507074				UnitedHealthcare of Alabama, Inc.	.AL	.IA	UnitedHealthcare, Inc.	Ownership	100.000	UnitedHealth Group Incorporated		
.0707	UnitedHealth Group Incorporated	.95446	63-1036819				UnitedHealthcare of Arizona, Inc.	.AZ	.IA	UnitedHealthcare, Inc.	Ownership	100.000	UnitedHealth Group Incorporated		
.0707	UnitedHealth Group Incorporated	.95090	84-1004639				UnitedHealthcare of Arkansas, Inc.	.AR	.IA	UnitedHealthcare, Inc.	Ownership	100.000	UnitedHealth Group Incorporated		
.0707	UnitedHealth Group Incorporated						UnitedHealthcare of Colorado, Inc.	.CO	.IA	UnitedHealthcare, Inc.	Ownership	100.000	UnitedHealth Group Incorporated		

**SCHEDULE Y**  
**PART 1A - DETAIL OF INSURANCE HOLDING COMPANY SYSTEM**

1	2	3	4	5	6	7	8	9	10	11	12	13	14	15	16
Group Code	Group Name	NAIC Company Code	ID Number	Federal RSSD	CIK	Name of Securities Exchange if Publicly Traded (U.S. or International)	Names of Parent, Subsidiaries Or Affiliates	Domi-ciliary Location	Relation-ship to Reporting Entity	Directly Controlled by (Name of Entity/Person)	Type of Control (Ownership, Board, Management, Attorney-in-Fact, Influence, Other)	If Control is Owner-ship Provide Percen-tage	Ultimate Controlling Entity(ies)/Person(s)	Is an SCA Filing Re-quired? (Y/N)	*
.0707	UnitedHealth Group Incorporated	.95264	59-1293865				UnitedHealthcare of Florida, Inc.	FL	IA	UnitedHealthcare, Inc.	Ownership	100.000	UnitedHealth Group Incorporated		
.0707	UnitedHealth Group Incorporated	.95850	58-1653544				UnitedHealthcare of Georgia, Inc.	GA	IA	UnitedHealthcare, Inc.	Ownership	100.000	UnitedHealth Group Incorporated		
.0707	UnitedHealth Group Incorporated	.95776	36-3280214				UnitedHealthcare of Illinois, Inc.	IL	IA	UnitedHealthcare, Inc.	Ownership	100.000	UnitedHealth Group Incorporated		
.0707	UnitedHealth Group Incorporated	.96644	62-1240316				UnitedHealthcare of Kentucky, Ltd.	KY	IA	United HealthCare Services, Inc.	Influence	94.170	UnitedHealth Group Incorporated		5
		.00000	62-1240316				UnitedHealthcare of Kentucky, Ltd.	KY	IA	UnitedHealthcare, Inc.	Influence	5.830	UnitedHealth Group Incorporated		5
.0707	UnitedHealth Group Incorporated	.95833	72-1074008				UnitedHealthcare of Louisiana, Inc.	LA	IA	UnitedHealthcare, Inc.	Ownership	100.000	UnitedHealth Group Incorporated		
.0707	UnitedHealth Group Incorporated	.95716	63-1036817				UnitedHealthcare of Mississippi, Inc.	MS	IA	UnitedHealthcare, Inc.	Ownership	100.000	UnitedHealth Group Incorporated		
.0707	UnitedHealth Group Incorporated	.95149	05-0413469				UnitedHealthcare of New England, Inc.	RI	IA	United HealthCare Services, Inc.	Ownership	100.000	UnitedHealth Group Incorporated		
.0707	UnitedHealth Group Incorporated	.13214	26-2697886				UnitedHealthcare of New Mexico, Inc.	NM	IA	UnitedHealthcare Insurance Company	Ownership	100.000	UnitedHealth Group Incorporated		
.0707	UnitedHealth Group Incorporated	.95085	06-1172891				UnitedHealthcare of New York, Inc.	NY	IA	AmeriChoice Corporation	Ownership	100.000	UnitedHealth Group Incorporated		
.0707	UnitedHealth Group Incorporated	.95103	56-1461010				UnitedHealthcare of North Carolina, Inc.	NC	IA	UnitedHealthcare, Inc.	Ownership	100.000	UnitedHealth Group Incorporated		
.0707	UnitedHealth Group Incorporated	.95186	31-1142815				UnitedHealthcare of Ohio, Inc.	OH	IA	United HealthCare Services, Inc.	Ownership	100.000	UnitedHealth Group Incorporated		
.0707	UnitedHealth Group Incorporated	.96903	33-0115166				UnitedHealthcare of Oklahoma, Inc.	OK	IA	United HealthCare Services, Inc.	Ownership	100.000	UnitedHealth Group Incorporated		
.0707	UnitedHealth Group Incorporated	.95893	93-0938819				UnitedHealthcare of Oregon, Inc.	OR	IA	United HealthCare Services, Inc.	Ownership	100.000	UnitedHealth Group Incorporated		
.0707	UnitedHealth Group Incorporated	.95220	25-1756858				UnitedHealthcare of Pennsylvania, Inc.	PA	IA	Three Rivers Holdings, Inc.	Ownership	100.000	UnitedHealth Group Incorporated		
.0707	UnitedHealth Group Incorporated	.95765	95-3939697				UnitedHealthcare of Texas, Inc.	TX	IA	UnitedHealthcare, Inc.	Ownership	100.000	UnitedHealth Group Incorporated		
.0707	UnitedHealth Group Incorporated	.95025	52-1130183				UnitedHealthcare of the Mid-Atlantic, Inc.	MD	IA	UnitedHealthcare, Inc.	Ownership	100.000	UnitedHealth Group Incorporated		
.0707	UnitedHealth Group Incorporated	.95591	47-0676824				UnitedHealthcare of the Midlands, Inc.	NE	IA	UnitedHealthcare, Inc.	Ownership	100.000	UnitedHealth Group Incorporated		
.0707	UnitedHealth Group Incorporated	.96385	43-1361841				UnitedHealthcare of the Midwest, Inc.	MO	IA	UnitedHealthcare, Inc.	Ownership	100.000	UnitedHealth Group Incorporated		
.0707	UnitedHealth Group Incorporated	.95501	41-1488563				UnitedHealthcare of Utah, Inc.	UT	IA	UnitedHealthcare, Inc.	Ownership	100.000	UnitedHealth Group Incorporated		
.0707	UnitedHealth Group Incorporated	.48038	91-1312551				UnitedHealthcare of Washington, Inc.	WA	IA	United HealthCare Services, Inc.	Ownership	100.000	UnitedHealth Group Incorporated		
.0707	UnitedHealth Group Incorporated	.95710	39-1555888				UnitedHealthcare of Wisconsin, Inc.	WI	IA	UnitedHealthcare, Inc.	Ownership	100.000	UnitedHealth Group Incorporated		
							UnitedHealthcare Plan of the River Valley, Inc.	IL	IA	UnitedHealthcare Services Company of the River Valley, Inc.	Ownership	100.000	UnitedHealth Group Incorporated		
		.00000	47-0854646				UnitedHealthcare Service LLC	DE	NIA	UnitedHealthcare Insurance Company	Ownership	100.000	UnitedHealth Group Incorporated		
		.00000	36-3355110				UnitedHealthcare Services Company of the River Valley, Inc.	DE	NIA	UnitedHealthcare, Inc.	Ownership	100.000	UnitedHealth Group Incorporated		
		.00000	01-0518346				UnitedHealthcare Specialty Benefits, LLC	ME	NIA	Specialty Benefits, LLC	Ownership	100.000	UnitedHealth Group Incorporated		
		.00000	41-1922511				UnitedHealthcare, Inc.	DE	NIA	United HealthCare Services, Inc.	Ownership	100.000	UnitedHealth Group Incorporated		
		.00000	26-4219191				UpFront Insurance Agency, LLC	IN	NIA	Savvysherpa, LLC	Ownership	100.000	UnitedHealth Group Incorporated		
		.00000					Upland Holdings, LLC	CA	NIA	NSC Upland, LLC	Ownership	58.990	UnitedHealth Group Incorporated		2
		.00000	33-0812827				Upland Outpatient Surgical Center, L.P.	CA	NIA	NSC Upland, LLC	Ownership	51.000	UnitedHealth Group Incorporated		2
		.00000	26-0382877				Urgent Care Holdings, Inc.	DE	NIA	Optum Clinics Intermediate Holdings, Inc.	Ownership	100.000	UnitedHealth Group Incorporated		
		.00000	26-3667220				Urgent Care MSO, LLC	DE	NIA	Urgent Care Holdings, Inc.	Ownership	100.000	UnitedHealth Group Incorporated		
		.00000	82-2400620				Urgent Care New York, P.C.	NY	NIA	Physician(s) owned	Influence	0.000	UnitedHealth Group Incorporated		4
		.00000	75-2613230				Urology Associates of North Texas, P.L.L.C.	TX	NIA	USMD Affiliated Services	Ownership	100.000	UnitedHealth Group Incorporated		
		.00000	75-2613230				Urology Associates of North Texas, P.L.L.C.	TX	NIA	USMD Affiliated Services	Influence	100.000	UnitedHealth Group Incorporated		5
		.00000					USHEALTH Academy, Inc.	TX	NIA	USHEALTH Group, Inc.	Influence	100.000	UnitedHealth Group Incorporated		5
		.00000					USHEALTH Administrators, LLC	DE	NIA	USHEALTH Group, Inc.	Influence	100.000	UnitedHealth Group Incorporated		5
		.00000					USHEALTH Career Agency, Inc.	DE	NIA	USHEALTH Group, Inc.	Influence	100.000	UnitedHealth Group Incorporated		5
		.00000					USHEALTH Funding, Inc.	DE	NIA	USHEALTH Group, Inc.	Influence	100.000	UnitedHealth Group Incorporated		5
		.00000	20-8048861				USMD Administrative Services, L.L.C.	TX	NIA	USMD Inc.	Ownership	100.000	UnitedHealth Group Incorporated		
		.00000	27-2956222				USMD Affiliated Services	TX	NIA	USMD Inc.	Ownership	100.000	UnitedHealth Group Incorporated		
		.00000	27-2866866				USMD Holdings, Inc.	DE	NIA	WellMed Medical Management, Inc.	Ownership	100.000	UnitedHealth Group Incorporated		
		.00000	20-8050318				USMD Inc.	TX	NIA	USMD Holdings, Inc.	Ownership	100.000	UnitedHealth Group Incorporated		
		.00000	73-1662757				USMD of Arlington GP, L.L.C.	TX	NIA	Mat-Rx Development, L.L.C.	Influence	0.000	UnitedHealth Group Incorporated		5
		.00000	35-2446102				USMD PPM, LLC	TX	NIA	USMD Inc.	Ownership	100.000	UnitedHealth Group Incorporated		
		.00000	63-1182191				Valley Hospital, L.L.C.	WA	NIA	Surgery Center of Spokane, LLC	Ownership	50.000	UnitedHealth Group Incorporated		2
		.00000	87-0757396				Valley Physicians Network, Inc.	CA	NIA	PrimeCare Medical Network, Inc.	Ownership	100.000	UnitedHealth Group Incorporated		
		.00000	81-4629242				VERTA MANAGEMENT SERVICES, LLC	DE	NIA	SCA-VERTA, LLC	Ownership	50.000	UnitedHealth Group Incorporated		2
		.00000	98-1444067				Vida Tres Internacional S.A.	CHL	NIA	Banmédica S.A.	Ownership	100.000	UnitedHealth Group Incorporated		
		.00000	98-1443076				Vidaintegra S.A.	CHL	NIA	Banmédica S.A.	Ownership	100.000	UnitedHealth Group Incorporated		
		.00000					Virtual Therapeutics Corporation	DE	NIA	United HealthCare Services, Inc.	Influence	33.000	UnitedHealth Group Incorporated		5
		.00000					Vivify Health Canada, Inc.	CAN	NIA	Vivify Health, Inc.	Ownership	100.000	UnitedHealth Group Incorporated		

STATEMENT AS OF SEPTEMBER 30, 2019 OF THE UnitedHealthcare Community Plan of Ohio, Inc.

SCHEDULE Y  
PART 1A - DETAIL OF INSURANCE HOLDING COMPANY SYSTEM

1	2	3	4	5	6	7	8	9	10	11	12	13	14	15	16
Group Code	Group Name	NAIC Company Code	ID Number	Federal RSSD	CIK	Name of Securities Exchange if Publicly Traded (U.S. or International)	Names of Parent, Subsidiaries Or Affiliates	Domi-ciliary Location	Relation-ship to Reporting Entity	Directly Controlled by (Name of Entity/Person)	Type of Control (Ownership, Board, Management, Attorney-in-Fact, Influence, Other)	If Control is Owner-ship Provide Percen-tage	Ultimate Controlling Entity(ies)/Person(s)	Is an SCA Filing Re-quired? (Y/N)	*
		.00000					Vivify Health, Inc.	DE	NIA	OptumHealth Care Solutions, LLC	Ownership	100.000	UnitedHealth Group Incorporated		
		.00000	36-3469841				Wauwatosa Outpatient Surgery Center, LLC	DE	NIA	Surgery Centers-West Holdings, LLC	Ownership	100.000	UnitedHealth Group Incorporated		
							Wauwatosa Surgery Center, Limited Partnership								
		.00000	36-3469839				Wayland Square Surgicare Acquisition, L.P.	WI	NIA	Wauwatosa Outpatient Surgery Center, LLC	Ownership	51.000	UnitedHealth Group Incorporated		2
		.00000	20-5429310				Wayland Square Surgicare GP, Inc.	RI	NIA	Wayland Square Surgicare GP, Inc.	Ownership	99.000	UnitedHealth Group Incorporated		2
		.00000	75-2500274				Waypoint Minnesota PC	RI	NIA	Surgery Center Holding, LLC	Ownership	100.000	UnitedHealth Group Incorporated		
		.00000	46-2854394				Waypoint Minnesota PC	MN	NIA	Physician(s) owned	Influence	0.000	UnitedHealth Group Incorporated		4
		.00000					WebInsure Benefits, LLC	DE	NIA	hCentive, Inc.	Ownership	100.000	UnitedHealth Group Incorporated		
		.00000	74-2574229				WellMed Medical Group, P.A.	TX	NIA	Physician(s) owned	Influence	0.000	UnitedHealth Group Incorporated		4
		.00000	74-2797745				WellMed Medical Management of Florida, Inc.	FL	NIA	WellMed Medical Management, Inc.	Ownership	100.000	UnitedHealth Group Incorporated		
		.00000	74-2786364				WellMed Medical Management, Inc.	TX	NIA	Collaborative Care Holdings, LLC	Ownership	85.000	UnitedHealth Group Incorporated		2
		.00000	35-2314192				WellMed Network of Florida, Inc.	TX	NIA	WellMed Networks, Inc.	Influence	0.000	UnitedHealth Group Incorporated		5
		.00000	74-2889447				WellMed Networks, Inc.	TX	NIA	Physician(s) owned	Influence	0.000	UnitedHealth Group Incorporated		4
		.00000	92-0183013				WellMed of Las Cruces, Inc.	TX	NIA	WellMed Networks, Inc.	Influence	0.000	UnitedHealth Group Incorporated		5
		.00000	27-2809113				West Coast Endoscopy Holdings, LLC	DE	NIA	SCA Surgery Holdings, LLC	Ownership	100.000	UnitedHealth Group Incorporated		
							Western Connecticut Orthopedic Surgical Center, LLC	CT	NIA	SCA-Western Connecticut, LLC	Ownership	61.380	UnitedHealth Group Incorporated		2
		.00000	06-1521999				WESTMED Practice Partners LLC	DE	NIA	Collaborative Care Holdings, LLC	Ownership	100.000	UnitedHealth Group Incorporated		
		.00000	45-0636596				WillowB Labs LLC	DE	NIA	OptumRx, Inc.	Ownership	100.000	UnitedHealth Group Incorporated		
		.00000	83-3608739				Wilmington ASC, LLC	NC	NIA	SCA-Wilmington, LLC	Ownership	100.000	UnitedHealth Group Incorporated		
		.00000	27-4816583				Wilson Creek Surgical Center, LLC	TX	NIA	THR-SCA Holdings, LLC	Influence	51.000	UnitedHealth Group Incorporated		5
		.00000	46-5548304				Winchester Endoscopy, LLC	IL	NIA	SCA-Winchester, LLC	Ownership	51.000	UnitedHealth Group Incorporated		2
		.00000	62-1525776				Winter Park Surgery Center, L.P.	TN	NIA	Winter Park, LLC	Influence	32.000	UnitedHealth Group Incorporated		5
		.00000	62-1525776				Winter Park Surgery Center, L.P.	TN	NIA	SCA-Winter Park, Inc.	Influence	1.000	UnitedHealth Group Incorporated		5
		.00000	62-1587564				Winter Park, LLC	TN	NIA	SCA-Winter Park, Inc.	Ownership	51.000	UnitedHealth Group Incorporated		2
		.00000	45-2158334				WND Medical, PLLC	TX	NIA	WellMed Networks, Inc.	Influence	0.000	UnitedHealth Group Incorporated		5
		.00000	52-2102846				XLHealth Corporation	MD	NIA	United HealthCare Services, Inc.	Ownership	100.000	UnitedHealth Group Incorporated		
		.00000	98-1107695				XLHealth Corporation India Private Limited	IND	NIA	XLHealth Corporation	Ownership	99.998	UnitedHealth Group Incorporated		
		.00000	98-1107695				XLHealth Corporation India Private Limited	IND	NIA	UnitedHealth International, Inc.	Ownership	0.002	UnitedHealth Group Incorporated		
		.00000	46-3537245				XLHome Michigan, P.C.	MI	NIA	Physician(s) owned	Influence	0.000	UnitedHealth Group Incorporated		4
		.00000	45-5530241				XLHome Northeast, P.C.	NJ	NIA	Physician(s) owned	Influence	0.000	UnitedHealth Group Incorporated		4
		.00000	46-2931689				XLHome Oklahoma, Inc.	OK	NIA	Physician(s) owned	Influence	0.000	UnitedHealth Group Incorporated		4
		.00000	27-3543997				XLHome, P.C.	MD	NIA	Physician(s) owned	Influence	0.000	UnitedHealth Group Incorporated		4
							Your Health Options Insurance Services, Inc.								
		.00000	11-3764012					CA	NIA	PrimeCare Medical Network, Inc.	Ownership	100.000	UnitedHealth Group Incorporated		

Asterisk	Explanation
1	TBD - Majority and/or Minority or additional shareholder information will be disclosed in a future reporting period.
2	The remaining percentage is owned by either: 1) non-affiliated entity(ies), 2) external shareholders, 3) outside investors or 4) multiple sources.
3	Currently undergoing a liquidation procedure.
4	Represents a physician or physicians' owned entity, where the entity is deemed to be influenced by the ultimate owner.
5	Represents a minority-owned entity (with respect to the ultimate owner), where the ultimate owner is deemed to have influence over the entity.

SUPPLEMENTAL EXHIBITS AND SCHEDULES INTERROGATORIES

The following supplemental reports are required to be filed as part of your statement filing. However, in the event that your company does not transact the type of business for which the special report must be filed, your response of NO to the specific interrogatory will be accepted in lieu of filing a "NONE" report and a bar code will be printed below. If the supplement is required of your company but is not being filed for whatever reason enter SEE EXPLANATION and provide an explanation following the interrogatory questions.

Response

1. Will the Medicare Part D Coverage Supplement be filed with the state of domicile and the NAIC with this statement? .....

NO

Explanation:

1.

Bar Code:

1. Medicare Part D Coverage Supplement [Document Identifier 365]



**OVERFLOW PAGE FOR WRITE-INS**

**NONE**

SCHEDULE A - VERIFICATION

Real Estate

	1 Year to Date	2 Prior Year Ended December 31
1. Book/adjusted carrying value, December 31 of prior year		
2. Cost of acquired:		
2.1 Actual cost at time of acquisition		
2.2 Additional investment made after acquisition		
3. Current year change in encumbrances		
4. Total gain (loss) on disposals		
5. Deduct amounts received on disposals		
6. Total foreign exchange change in book/adjusted carrying value		
7. Deduct current year's other than temporary impairment recognized		
8. Deduct current year's depreciation		
9. Book/adjusted carrying value at the end of current period (Lines 1+2+3+4-5+6-7-8)		
10. Deduct total nonadmitted amounts		
11. Statement value at end of current period (Line 9 minus Line 10)		

SCHEDULE B - VERIFICATION

Mortgage Loans

	1 Year to Date	2 Prior Year Ended December 31
1. Book value/recorded investment excluding accrued interest, December 31 of prior year		
2. Cost of acquired:		
2.1 Actual cost at time of acquisition		
2.2 Additional investment made after acquisition		
3. Capitalized deferred interest and other		
4. Accrual of discount		
5. Unrealized valuation increase (decrease)		
6. Total gain (loss) on disposals		
7. Deduct amounts received on disposals		
8. Deduct amortization of premium and mortgage interest paid and commitment fees		
9. Total foreign exchange change in book value/recorded investment excluding accrued interest		
10. Deduct current year's other than temporary impairment recognized		
11. Book value/recorded investment excluding accrued interest at end of current period (Lines 1+2+3+4+5+6-7-8+9-10)		
12. Total valuation allowance		
13. Subtotal (Line 11 plus Line 12)		
14. Deduct total nonadmitted amounts		
15. Statement value at end of current period (Line 13 minus Line 14)		

SCHEDULE BA - VERIFICATION

Other Long-Term Invested Assets

	1 Year to Date	2 Prior Year Ended December 31
1. Book/adjusted carrying value, December 31 of prior year		
2. Cost of acquired:		
2.1 Actual cost at time of acquisition		
2.2 Additional investment made after acquisition		
3. Capitalized deferred interest and other		
4. Accrual of discount		
5. Unrealized valuation increase (decrease)		
6. Total gain (loss) on disposals		
7. Deduct amounts received on disposals		
8. Deduct amortization of premium and depreciation		
9. Total foreign exchange change in book/adjusted carrying value		
10. Deduct current year's other than temporary impairment recognized		
11. Book/adjusted carrying value at end of current period (Lines 1+2+3+4+5+6-7-8+9-10)		
12. Deduct total nonadmitted amounts		
13. Statement value at end of current period (Line 11 minus Line 12)		

SCHEDULE D - VERIFICATION

Bonds and Stocks

	1 Year to Date	2 Prior Year Ended December 31
1. Book/adjusted carrying value of bonds and stocks, December 31 of prior year	335,601,623	291,940,871
2. Cost of bonds and stocks acquired	110,453,761	156,359,404
3. Accrual of discount	200,143	141,641
4. Unrealized valuation increase (decrease)	0	0
5. Total gain (loss) on disposals	1,078,448	(83,559)
6. Deduct consideration for bonds and stocks disposed of	115,521,478	109,602,636
7. Deduct amortization of premium	1,552,650	3,128,529
8. Total foreign exchange change in book/adjusted carrying value	0	0
9. Deduct current year's other than temporary impairment recognized	0	25,569
10. Total investment income recognized as a result of prepayment penalties and/or acceleration fees	0	0
11. Book/adjusted carrying value at end of current period (Lines 1+2+3+4+5-6-7+8-9+10)	330,259,847	335,601,623
12. Deduct total nonadmitted amounts	0	0
13. Statement value at end of current period (Line 11 minus Line 12)	330,259,847	335,601,623

SCHEDULE D - PART 1B

Showing the Acquisitions, Dispositions and Non-Trading Activity  
During the Current Quarter for all Bonds and Preferred Stock by NAIC Designation

NAIC Designation	1 Book/Adjusted Carrying Value Beginning of Current Quarter	2 Acquisitions During Current Quarter	3 Dispositions During Current Quarter	4 Non-Trading Activity During Current Quarter	5 Book/Adjusted Carrying Value End of First Quarter	6 Book/Adjusted Carrying Value End of Second Quarter	7 Book/Adjusted Carrying Value End of Third Quarter	8 Book/Adjusted Carrying Value December 31 Prior Year
BONDS								
1. NAIC 1 (a) .....	288,134,451	38,568,425	43,748,247	(114,784)	320,919,461	288,134,451	282,839,845	296,699,241
2. NAIC 2 (a) .....	41,264,062	9,162,953	2,430,157	(200,865)	44,396,515	41,264,062	47,795,993	49,179,180
3. NAIC 3 (a) .....	0	0	0	0	0	0	0	0
4. NAIC 4 (a) .....	0	0	0	0	0	0	0	0
5. NAIC 5 (a) .....	0	0	0	0	0	0	0	0
6. NAIC 6 (a) .....	0	0	0	0	0	0	0	0
7. Total Bonds	329,398,513	47,731,378	46,178,404	(315,649)	365,315,976	329,398,513	330,635,838	345,878,421
PREFERRED STOCK								
8. NAIC 1 .....	0	0	0	0	0	0	0	0
9. NAIC 2 .....	0	0	0	0	0	0	0	0
10. NAIC 3 .....	0	0	0	0	0	0	0	0
11. NAIC 4 .....	0	0	0	0	0	0	0	0
12. NAIC 5 .....	0	0	0	0	0	0	0	0
13. NAIC 6 .....	0	0	0	0	0	0	0	0
14. Total Preferred Stock .....	0	0	0	0	0	0	0	0
15. Total Bonds and Preferred Stock	329,398,513	47,731,378	46,178,404	(315,649)	365,315,976	329,398,513	330,635,838	345,878,421

(a) Book/Adjusted Carrying Value column for the end of the current reporting period includes the following amount of short-term and cash equivalent bonds by NAIC designation:  
NAIC 1 \$ .....375,993 ; NAIC 2 \$ .....0 ; NAIC 3 \$ .....0 NAIC 4 \$ .....0 ; NAIC 5 \$ .....0 ; NAIC 6 \$ .....0

SCHEDULE DA - PART 1

Short-Term Investments

	1	2	3	4	5
	Book/Adjusted Carrying Value	Par Value	Actual Cost	Interest Collected Year-to-Date	Paid for Accrued Interest Year-to-Date
9199999 Totals	375,993	xxx	375,993	16,420	0

SCHEDULE DA - VERIFICATION

Short-Term Investments

	1	2
	Year To Date	Prior Year Ended December 31
1. Book/adjusted carrying value, December 31 of prior year .....	10,276,795	11,076,500
2. Cost of short-term investments acquired .....	99,198	201,006
3. Accrual of discount .....	0	0
4. Unrealized valuation increase (decrease) .....	0	0
5. Total gain (loss) on disposals .....	0	135
6. Deduct consideration received on disposals .....	10,000,000	1,000,673
7. Deduct amortization of premium .....	0	173
8. Total foreign exchange change in book/adjusted carrying value .....	0	0
9. Deduct current year's other than temporary impairment recognized .....	0	0
10. Book/adjusted carrying value at end of current period (Lines 1+2+3+4+5-6-7+8-9) .....	375,993	10,276,795
11. Deduct total nonadmitted amounts .....	0	0
12. Statement value at end of current period (Line 10 minus Line 11)	375,993	10,276,795



Schedule DB - Part A - Verification - Options, Caps, Floors, Collars, Swaps and Forwards

**N O N E**

Schedule DB - Part B - Verification - Futures Contracts

**N O N E**

Schedule DB - Part C - Section 1 - Replication (Synthetic Asset) Transactions (RSATs) Open

**N O N E**

Schedule DB-Part C-Section 2-Reconciliation of Replication (Synthetic Asset) Transactions Open

**N O N E**

Schedule DB - Verification - Book/Adjusted Carrying Value, Fair Value and Potential Exposure of  
Derivatives

**N O N E**

SCHEDULE E - PART 2 - VERIFICATION

(Cash Equivalents)

	1	2
	Year To Date	Prior Year Ended December 31
1. Book/adjusted carrying value, December 31 of prior year .....	79,713,057	114,636,468
2. Cost of cash equivalents acquired .....	1,638,106,163	2,308,844,397
3. Accrual of discount .....	47,457	57,450
4. Unrealized valuation increase (decrease) .....	1,415	(1,357)
5. Total gain (loss) on disposals .....	2,618	(1,221)
6. Deduct consideration received on disposals .....	1,679,841,035	2,343,822,680
7. Deduct amortization of premium .....	0	0
8. Total foreign exchange change in book/adjusted carrying value .....	0	0
9. Deduct current year's other than temporary impairment recognized .....	0	0
10. Book/adjusted carrying value at end of current period (Lines 1+2+3+4+5-6-7+8-9) .....	38,029,675	79,713,057
11. Deduct total nonadmitted amounts .....	0	0
12. Statement value at end of current period (Line 10 minus Line 11)	38,029,675	79,713,057

Schedule A - Part 2 - Real Estate Acquired and Additions Made

**N O N E**

Schedule A - Part 3 - Real Estate Disposed

**N O N E**

Schedule B - Part 2 - Mortgage Loans Acquired and Additions Made

**N O N E**

Schedule B - Part 3 - Mortgage Loans Disposed, Transferred or Repaid

**N O N E**

Schedule BA - Part 2 - Other Long-Term Invested Assets Acquired and Additions Made

**N O N E**

Schedule BA - Part 3 - Other Long-Term Invested Assets Disposed, Transferred or Repaid

**N O N E**

STATEMENT AS OF SEPTEMBER 30, 2019 OF THE UnitedHealthcare Community Plan of Ohio, Inc.

SCHEDULE D - PART 3

Show All Long-Term Bonds and Stock Acquired During the Current Quarter

1	2	3	4	5	6	7	8	9	10
CUSIP Identification	Description	Foreign	Date Acquired	Name of Vendor	Number of Shares of Stock	Actual Cost	Par Value	Paid for Accrued Interest and Dividends	NAIC Designation and Administrative Symbol/Market Indicator (a)
13063D-QR-2	CALIFORNIA ST GO Cont Call 5.000% 10/01/32		09/06/2019	Jefferies and Company		1,316,320	1,000,000	0	1FE
1799999	Subtotal - Bonds - U.S. States, Territories and Possessions					1,316,320	1,000,000	0	XXX
79623P-DA-0	SAN ANTONIO TX Rev Bond Non Call 5.000% 08/01/33		08/14/2019	CitiGroup		1,295,890	1,000,000	0	1FE
2499999	Subtotal - Bonds - U.S. Political Subdivisions of States, Territories and Possessions					1,295,890	1,000,000	0	XXX
235036-4S-6	DALLAS-FORT WORT Rev Bond Cont Call 2.624% 11/01/31		08/08/2019	JP Morgan Chase		645,000	645,000	0	1FE
235036-4T-4	DALLAS-FORT WORT Rev Bond Cont Call 2.704% 11/01/32		08/08/2019	JP Morgan Chase		220,000	220,000	0	1FE
3132AD-TZ-1	FHLMC Pool ZT1468 MBS 3.000% 11/01/46		08/28/2019	Credit Suisse		810,221	779,762	1,819	1
3132DM-A6-2	FHLMC Pool SD0029 MBS 3.000% 12/01/47		08/28/2019	Morgan Stanley		469,098	449,873	1,050	1
3132DM-A8-8	FHLMC Pool SD0031 MBS 3.000% 08/01/46		08/29/2019	Morgan Stanley		71,124	68,378	165	1
31334X-KT-5	FHLMC Pool QA1206 MBS 3.000% 07/01/49		08/29/2019	CitiGroup		61,802	59,911	145	1
31334Y-VF-1	FHLMC Pool QA2414 MBS 3.000% 09/01/49		08/29/2019	Sun Trust		52,889	51,000	123	1
31334Y-VH-7	FHLMC Pool QA2416 MBS 3.000% 09/01/49		08/29/2019	Sun Trust		94,199	91,000	220	1
3140J8-VQ-3	FNMA Pool BM4222 MBS 3.000% 01/01/44		09/23/2019	Merrill Lynch		880,364	855,176	1,639	1
3140X4-TQ-9	FNMA Pool FM1458 MBS 4.500% 04/01/49		09/18/2019	JP Morgan Chase		869,215	825,000	1,856	1
3140X4-VZ-6	FNMA Pool FM1531 MBS 3.500% 03/01/48		09/25/2019	Wachovia Bank		869,101	830,000	2,017	1
31418D-FT-4	FNMA Pool MA3777 MBS 4.500% 09/01/49		09/23/2019	Various		865,547	819,430	2,356	1
41422E-JQ-7	HARRIS CNTY TX M Rev Bond Cont Call 5.000% 11/01/33		09/05/2019	Merrill Lynch		814,463	620,000	0	1FE
45528U-D9-9	INDIANAPOLIS IN Rev Bond Non Call 5.000% 01/01/29		08/14/2019	CitiGroup		1,029,896	800,000	0	1FE
67756D-AZ-9	OHIO ST HGR EDUC Rev Bond Call 1.720% 01/01/39		09/11/2019	Wachovia Bank		700,000	700,000	196	1FE
70917S-SB-5	PENNSYLVANIA ST Rev Bond Cont Call MW 2.565% 08/15/32		08/07/2019	Goldman Sachs		340,000	340,000	0	1FE
79625G-BH-5	SAN ANTONIO TX E Rev Bond Non Call 4.000% 02/01/29		08/22/2019	Goldman Sachs		1,221,220	1,000,000	0	1FE
3199999	Subtotal - Bonds - U.S. Special Revenues					10,014,139	9,154,530	11,586	XXX
00206R-QN-0	AT&T INC Corp Note Call MW 3.400% 05/15/25		07/30/2019	Wachovia Bank		180,166	175,000	1,256	2FE
002824-BF-6	ABBOTT LABS Corp Note Call MW 3.750% 11/30/26		07/26/2019	Morgan Stanley		248,106	230,000	1,438	2FE
015271-AR-0	ALEXANDRIA REAL Corp Note Call MW 3.375% 08/15/31		07/24/2019	Sun Trust		339,130	335,000	327	2FE
031162-CQ-1	AMGEN INC Corp Note Call MW 3.200% 11/02/27		07/30/2019	Morgan Stanley		256,025	250,000	1,978	2FE
037833-AK-6	APPLE INC Corp Note MW 15BP 2.400% 05/03/23		07/30/2019	BNP Paribas Securities Corp		604,872	600,000	3,520	1FE
037833-DK-3	APPLE INC Corp Note Call MW 3.000% 11/13/27		08/13/2019	Credit Suisse		341,897	325,000	2,492	1FE
039483-BP-6	ARCHER-DANIELS Corp Note Call MW 3.375% 03/15/22		08/02/2019	JP Morgan Chase		273,702	265,000	3,485	1FE
05348E-BF-5	AVALONBAY COMMUN Corp Note Call MW 3.300% 06/01/29		08/14/2019	Merrill Lynch		346,577	325,000	2,711	1FE
05531F-BG-7	BB&T CORPORATION Corp Note Call 3.050% 06/20/22		09/24/2019	Merrill Lynch		511,630	500,000	4,067	1FE
05531F-BH-5	BB&T CORPORATION Corp Note Call MW 2.500% 08/01/24		08/13/2019	Toronto Dominion Sec		502,520	500,000	556	1FE
06051G-HV-4	BANK OF AMER CRP Corp Note Call MW 3.194% 07/23/30		07/18/2019	Merrill Lynch		160,000	160,000	0	1FE
084670-BS-6	BERKSHIRE HATHWY Corp Note 3.125% 03/15/26		08/14/2019	Wachovia Bank		525,230	500,000	6,554	1FE
10373Q-AE-0	BP CAP MKTS AMER Corp Note Call 4.234% 11/06/28		07/24/2019	Deutsche Bank		333,600	300,000	2,823	1FE
126650-CV-0	CVS HEALTH CORP Corp Note Call MW 3.700% 03/09/23		07/30/2019	Jane Street Execution Services		258,153	250,000	3,649	2FE
126650-DC-1	CVS HEALTH CORP Corp Note MW 3.350% 03/09/21		09/23/2019	Morgan Stanley		609,930	600,000	893	2FE
133131-AX-0	CAMDEN PROP TRST Corp Note Call MW 3.150% 07/01/29		07/30/2019	Sun Trust		255,353	250,000	963	1FE
14042R-NW-7	CAPITAL ONE NA Corp Note Call 2.150% 09/06/22		09/03/2019	Morgan Stanley		249,885	250,000	0	2FE
14686X-AB-5	Carvana Auto Rec CRVNA 2019-3A A2 ABS Prv Plc 2.420% 04/15/22		09/17/2019	Credit Suisse		859,951	860,000	0	1FE
14913Q-3A-5	CATERPILLAR FINL Corp Note MW 1.900% 09/06/22		09/03/2019	Barclays Group Inc.		848,819	850,000	0	1FE
17275R-BL-5	CISCO SYSTEMS Corp Note Call MW 2.500% 09/20/26		08/14/2019	CitiGroup		516,945	500,000	5,069	1FE
174610-AR-6	CITIZENS FIN GRP Corp Note MW 2.850% 07/27/26		07/22/2019	Barclays Group Inc.		249,495	250,000	0	2FE
20030N-CR-0	COMCAST CORP Corp Note Call MW 3.700% 04/15/24		08/13/2019	Mitsubishi Bank LTD		345,748	325,000	4,008	1FE
20268J-AB-9	COMMONSPRIT Corp Note Call MW 3.347% 10/01/29		08/07/2019	CitiGroup		664,000	664,000	0	2FE
205887-CA-8	CONAGRA BRANDS Corp Note Call MW 4.300% 05/01/24		07/30/2019	Wachovia Bank		340,365	320,000	3,440	2FE
233851-DU-5	DAIMLER FINANCE Corp Note MW Prv Plc 2.550% 08/15/22		08/12/2019	Merrill Lynch		419,845	420,000	0	1FE
233851-DX-9	DAIMLER FINANCE Corp Note MW Prv Plc 2.700% 06/14/24		08/12/2019	Merrill Lynch		424,265	425,000	0	1FE
24422E-UX-5	JOHN DEERE CAP Corp Note Non Call 2.600% 03/07/24		08/13/2019	Goldman Sachs		509,230	500,000	2,456	1FE
24422E-UY-3	JOHN DEERE CAP Corp Note Non Call 2.800% 07/18/29		07/15/2019	Mitsubishi Bank LTD		628,509	629,000	0	1FE
25389J-AU-0	DIGITAL REALTY Corp Note Call MW 3.600% 07/01/29		07/23/2019	Sun Trust		340,511	335,000	1,374	2FE
25468P-CW-4	WALT DISNEY CO Corp Note MW 15BP 2.350% 12/01/22		08/14/2019	Jane Street Execution Services		505,920	500,000	2,448	1FE
26442C-AY-0	DUKE ENERGY CAR Corp Note Call MW 2.450% 08/15/29		08/12/2019	Barclays Group Inc.		249,693	250,000	0	1FE
26875P-AP-6	EOG RESOURCES Corp Note Call MW 4.150% 01/15/26		07/30/2019	Merrill Lynch		70,927	65,000	120	1FE
26884A-BL-6	ERP OPERATING LP Corp Note Call MW 3.000% 07/01/29		07/24/2019	CitiGroup		355,614	350,000	875	1FE
29717P-AU-1	ESSEX PORTFOLIO Corp Note Call MW 3.000% 01/15/30		07/29/2019	Wachovia Bank		345,212	350,000	0	2FE
30161N-AU-5	EXELON CORP Corp Note Call MW 3.400% 04/15/26		08/02/2019	Deutsche Bank		444,321	425,000	4,455	2FE

STATEMENT AS OF SEPTEMBER 30, 2019 OF THE UnitedHealthcare Community Plan of Ohio, Inc.

SCHEDULE D - PART 3

Show All Long-Term Bonds and Stock Acquired During the Current Quarter

1	2	3	4	5	6	7	8	9	10
CUSIP Identification	Description	Foreign	Date Acquired	Name of Vendor	Number of Shares of Stock	Actual Cost	Par Value	Paid for Accrued Interest and Dividends	NAIC Designation and Administrative Symbol/Market Indicator (a)
30231G-BG-5	EXXON MOBIL CORP Corp Note Call 2.019% 08/16/24		08/13/2019	Morgan Stanley		500,000	500,000	.0	1FE
31428X-BV-7	FEDEX CORP Corp Note Call 3.100% 08/05/29		07/22/2019	JP Morgan Chase		348,831	350,000	.0	2FE
375558-AW-3	GILEAD SCIENCES Corp Note Call MW 3.700% 04/01/24		08/13/2019	Janney Montgomery, Scott		342,950	325,000	4,476	1FE
38141G-WZ-3	GOLDMAN SACHS GP Corp Note Call MW 4.223% 05/01/29		07/22/2019	Goldman Sachs		268,048	250,000	2,434	1FE
438516-BU-9	HONEYWELL INTL Corp Note Call MW 2.700% 08/15/29		07/30/2019	Wachovia Bank		423,483	425,000	.0	1FE
46625H-JX-9	JPMORGAN CHASE Corp Note Non Call 3.625% 05/13/24		08/13/2019	US Bank		424,516	400,000	3,706	1FE
46647P-BD-7	JPMORGAN CHASE Corp Note Call MW 3.702% 05/06/30		07/22/2019	JP Morgan Chase		263,665	250,000	2,005	1FE
49271V-AG-5	KEURIG DR PEPPER Corp Note Call MW 4.057% 05/25/23		07/18/2019	Various		420,284	400,000	2,493	2FE
534187-BJ-7	LINCOLN NATL CRP Corp Note Call MW 3.050% 01/15/30		08/12/2019	Wachovia Bank		249,740	250,000	.0	2FE
539830-BF-5	LOCKHEED MARTIN Corp Note Call MW 2.500% 11/23/20		09/23/2019	Morgan Stanley		703,780	700,000	5,931	2FE
539830-BH-1	LOCKHEED MARTIN Corp Note Call MW 3.550% 01/15/26		07/25/2019	Credit Suisse		266,380	250,000	345	2FE
565849-AP-1	MARATHON OIL COR Corp Note Call 4.400% 07/15/27		07/24/2019	Barclays Group Inc.		264,268	250,000	336	2FE
571748-BF-8	MARSH & MCLENNAN Corp Note Call MW 3.875% 03/15/24		07/30/2019	Wachovia Bank		180,302	170,000	3,587	1FE
58769T-AB-1	MERCEDES-BENZ AUTO REC MBART 2019-1 A24 ABS 2.040% 06/15/22		09/18/2019	Mizuho Investor Sec Co		864,917	865,000	.0	1FE
617446-9G-7	MORGAN STANLEY Corp Note Call MW 4.431% 01/23/30		07/23/2019	Various		606,819	550,000	135	1FE
693475-AX-3	PNC FINANCIAL Corp Note Call 2.600% 07/23/26		07/18/2019	JP Morgan Chase		169,675	170,000	.0	1FE
713448-EL-8	PEPSICO INC Corp Note Call MW 2.625% 07/29/29		07/26/2019	Various		428,915	430,000	.9	1FE
717081-EA-7	PFIZER INC Corp Note MW 3.000% 12/15/26		07/30/2019	Morgan Stanley		335,095	325,000	1,246	1FE
756109-AW-4	REALTY INCOME Corp Note Call MW 3.250% 06/15/29		07/24/2019	Sun Trust		332,680	325,000	1,086	1FE
75884R-AV-5	REGENCY CENTERS Corp Note Call MW 3.600% 02/01/27		07/23/2019	Wachovia Bank		259,530	250,000	4,350	2FE
776743-AH-9	ROPER TECHNOLOGI Corp Note Call MW 2.350% 09/15/24		08/19/2019	JP Morgan Chase		204,621	205,000	.0	2FE
78355H-KN-8	RYDER SYSTEM INC Corp Note Call MW 2.500% 09/01/24		08/01/2019	US Bank		74,939	75,000	.0	2FE
824348-BJ-4	SHERWIN-WILLIAMS Corp Note Call MW 2.950% 08/15/29		08/12/2019	CitiGroup		343,851	345,000	.0	2FE
828807-CS-4	SIMON PROP GP LP Corp Note MW 3.375% 10/01/24		08/14/2019	Merrill Lynch		687,772	650,000	8,227	1FE
842587-CV-7	SOUTHERN CO Corp Note Call MW 3.250% 07/01/26		07/25/2019	Jefferies and Company		433,160	425,000	1,074	2FE
882508-BG-8	TEXAS INSTRUMENT Corp Note Call MW 2.250% 09/04/29		08/26/2019	Merrill Lynch		154,518	155,000	.0	1FE
907818-FB-9	UNION PAC CORP Corp Note Call MW 3.700% 03/01/29		07/26/2019	Amherst Sec Group		349,833	325,000	5,378	2FE
90932M-AA-3	UNTD AIR 19-2 A Corp Note MW 2.900% 05/01/28		09/03/2019	Credit Suisse		255,000	255,000	.0	1FE
911312-BT-2	UNITED PARCEL Corp Note Call 2.200% 09/01/24		08/13/2019	Morgan Stanley		169,854	170,000	.0	1FE
92343V-ET-7	VERIZON COMM INC Corp Note Call MW Prv Plc 4.016% 12/03/29		07/30/2019	Barclays Group Inc.		270,765	250,000	1,618	2FE
92343V-EU-4	VERIZON COMM INC Corp Note Call MW 4.016% 12/03/29		09/10/2019	Tax Free Exchange		270,574	250,000	2,705	2FE
927804-GB-4	VIRGINIA EL&PIWR Corp Note Call MW 2.875% 07/15/29		07/08/2019	Merrill Lynch		174,939	175,000	.0	1FE
92826C-AD-4	VISA INC Corp Note Call MW 3.150% 12/14/25		08/14/2019	Goldman Sachs		528,990	500,000	2,713	1FE
931142-EL-3	WALMART INC Corp Note Call 2.850% 07/08/24		08/14/2019	SumRidge Partners		519,450	500,000	1,504	1FE
96524W-AS-3	Whitehorse Ltd WITEH 2014-1A AR CKI Prv Plc 3.153% 05/01/26		08/20/2019	Morgan Stanley		176,827	176,827	.325	1FE
06367W-MQ-3	BANK OF MONTREAL Corp Note Non Call 2.500% 06/28/24	A.	08/13/2019	HSBC Securities Inc		680,657	675,000	2,203	1FE
064159-QE-9	BANK NOVA SCOTIA Corp Note Non Call 2.700% 08/03/26	A.	08/13/2019	Barclays Group Inc.		354,953	350,000	420	1FE
78013X-ZU-5	ROYAL BK CANADA Corp Note Non Call 2.550% 07/16/24	A.	07/09/2019	RBC Capital Markets		1,352,657	1,355,000	.0	1FE
89114Q-CA-4	TORONTO DOM BANK Corp Note Non Call 2.650% 06/12/24	A.	07/30/2019	Morgan Stanley		428,685	425,000	1,533	1FE
02665W-DC-2	AMERICAN HONDA F Corp Note MW 2.050% 01/10/23	C.	09/05/2019	Mizuho Investor Sec Co		754,721	755,000	.0	1FE
03331J-AA-0	ANCHORAGE CAP LTO LTD ANCHC 2018-10A A14 CLO PRV PLC 3.503% 10/15/31	D.	09/18/2019	Merrill Lynch		338,368	340,000	2,217	1FE
14311A-AS-1	CARLYLE GLOBAL MKT STRATEGIES CGMS 2014-5A A1RR CLO PRV PLC 3.443% 07/15/31	D.	09/18/2019	Merrill Lynch		718,416	720,000	4,614	1FE
150323-AN-3	Cedar Funding Limited CEDF 2014-4A AR CLO Prv Plc 3.489% 07/23/30	D.	09/26/2019	Merrill Lynch		250,188	250,000	1,672	1FE
15032A-AN-7	Cedar Funding LLC CEDF 2016-5A A1R CLO Prv Plc 3.403% 07/17/31	D.	09/03/2019	Merrill Lynch		253,853	255,000	1,205	1FE
225401-AM-0	CREDIT SUISSE Corp Note Call MW Prv Plc 2.593% 09/11/25	D.	09/04/2019	Credit Suisse		850,000	850,000	.0	2FE
456873-AD-0	INGERSOLL-RAND Corp Note Call MW 3.800% 03/21/29	D.	07/29/2019	US Bank		264,495	250,000	3,431	2FE
585055-BR-6	MEDTRONIC INC Corp Note MW 3.150% 03/15/22	C.	08/14/2019	Deutsche Bank		515,325	500,000	6,606	1FE
74977R-DF-8	COOPERATIVE RAB Corp Note Non Call Prv Plc 2.625% 07/22/24	D.	07/15/2019	Goldman Sachs		794,113	796,000	.0	1FE
89153V-AS-8	TOTAL CAP INTL Corp Note Call MW 2.434% 01/10/25	D.	07/24/2019	JP Morgan Chase		426,373	425,000	460	1FE
902613-AA-6	UBS GROUP Corp Note Call Prv Plc 3.126% 08/13/30	D.	08/06/2019	UBS Financial Services		485,000	485,000	.0	1FE
92915U-AB-0	VOYA CLO LTD VOYA 2017-2A A1 CLO Prv Plc 3.513% 06/07/30	D.	08/26/2019	Mitsubishi Bank LTD		249,938	250,000	1,074	1FE
8399999. Subtotal - Bonds - Industrial and Miscellaneous (Unaffiliated)						35,102,859	34,405,827	142,075	XXX
8399997. Total - Bonds - Part 3						47,729,208	45,560,357	153,661	XXX
8399998. Total - Bonds - Part 5						XXX	XXX	XXX	XXX
8399999. Total - Bonds						47,729,208	45,560,357	153,661	XXX
8999997. Total - Preferred Stocks - Part 3						0	XXX	0	XXX

SCHEDULE D - PART 3

Show All Long-Term Bonds and Stock Acquired During the Current Quarter

1	2	3	4	5	6	7	8	9	10
CUSIP Identification	Description	Foreign	Date Acquired	Name of Vendor	Number of Shares of Stock	Actual Cost	Par Value	Paid for Accrued Interest and Dividends	NAIC Designation and Administrative Symbol/Market Indicator (a)
8999998. Total - Preferred Stocks - Part 5						XXX	XXX	XXX	XXX
8999999. Total - Preferred Stocks						0	XXX	0	XXX
9799997. Total - Common Stocks - Part 3						0	XXX	0	XXX
9799998. Total - Common Stocks - Part 5						XXX	XXX	XXX	XXX
9799999. Total - Common Stocks						0	XXX	0	XXX
9899999. Total - Preferred and Common Stocks						0	XXX	0	XXX
9999999 - Totals						47,729,208	XXX	153,661	XXX

(a) For all common stock bearing the NAIC market indicator "U" provide: the number of such issues .....0

STATEMENT AS OF SEPTEMBER 30, 2019 OF THE UnitedHealthcare Community Plan of Ohio, Inc.

SCHEDULE D - PART 4

Show All Long-Term Bonds and Stock Sold, Redeemed or Otherwise Disposed of During the Current Quarter

1	2	3	4	5	6	7	8	9	10	Change In Book/Adjusted Carrying Value					16	17	18	19	20	21	22
										11	12	13	14	15							
CUSIP Ident-ification	Description	For-ign	Disposal Date	Name of Purchaser	Number of Shares of Stock	Consid-eration	Par Value	Actual Cost	Prior Year Book/ Adjusted Carrying Value	Unrealized Valuation Increase/(Decrease)	Current Year's (Amor-tization)/ Accretion	Other Than Temporary Impairment Recog-nized	Total Change in Book/ Adjusted Carrying Value (11 + 12 - 13)	Total Foreign Exchange Change in Book /Adjusted Carrying Value	Book/ Adjusted Carrying Value at Disposal Date	Foreign Exchange Gain (Loss) on Disposal	Realized Gain (Loss) on Disposal	Total Gain (Loss) on Disposal	Bond Interest/ Stock Dividends Received During Year	Stated Con-tractual Maturity Date	NAIC Desig-nation and Admini-strative Symbol /Market Indicator (a)
..3620A5-A8-2	GNMA Pool 719231 MBS 4.500% 07/15/40		09/01/2019	Paydown		4,039	4,039	4,292	4,276	.0	(236)	.0	(236)	.0	4,039	.0	.0	.0	119	07/15/2040	1.....
..3620A9-PQ-8	GNMA Pool 723231 MBS 4.000% 10/15/39		09/01/2019	Paydown		2,274	2,274	2,435	2,422	.0	(149)	.0	(149)	.0	2,274	.0	.0	.0	59	10/15/2039	1.....
..3620AP-KC-8	GNMA Pool 735691 MBS 4.500% 04/15/40		09/01/2019	Paydown		8,116	8,116	8,656	8,621	.0	(505)	.0	(505)	.0	8,116	.0	.0	.0	250	04/15/2040	1.....
..3620AR-YR-6	GNMA Pool 737920 MBS 4.500% 01/15/41		09/01/2019	Paydown		3,469	3,469	3,699	3,685	.0	(216)	.0	(216)	.0	3,469	.0	.0	.0	104	01/15/2041	1.....
..912828-2R-0	US Treasury Bill 2.250% 08/15/27		09/19/2019	Morgan Stanley		2,999,831	2,895,000	2,891,438	2,891,865	.0	156	.0	156	.0	2,892,021	.0	107,810	107,810	71,510	08/15/2027	1.....
..912828-6T-2	US Treasury Note 2.375% 05/15/29		09/19/2019	Morgan Stanley		473,221	450,000	459,510	.0	.0	(232)	.0	(232)	.0	459,277	.0	13,943	13,943	3,717	05/15/2029	1.....
..912828-R3-6	US Treasury Note 1.625% 05/15/26		09/10/2019	Various		6,515,473	6,500,000	6,563,984	6,549,133	.0	(4,349)	.0	(4,349)	.0	6,544,785	.0	(29,312)	(29,312)	86,209	05/15/2026	1.....
..912828-S7-6	US Treasury Note 1.125% 07/31/21		08/12/2019	Morgan Stanley		1,783,688	1,800,000	1,806,680	1,803,502	.0	(828)	.0	(828)	.0	1,802,674	.0	(18,986)	(18,986)	20,965	07/31/2021	1.....
..912828-X8-8	US Treasury Bill 2.375% 05/15/27		09/19/2019	Merrill Lynch		1,499,239	1,435,000	1,445,258	1,443,929	.0	(730)	.0	(730)	.0	1,443,199	.0	56,040	56,040	28,895	05/15/2027	1.....
05999999. Subtotal - Bonds - U.S. Governments						13,289,350	13,097,898	13,185,952	12,707,433	0	(7,089)	0	(7,089)	0	13,159,854	0	129,495	129,495	211,828	XXX	XXX
..373384-BQ-4	GEORGIA ST GO Non Call 5.000% 12/01/21		07/22/2019	JP Morgan Chase		2,180,000	2,000,000	2,337,580	2,198,894	.0	(37,530)	.0	(37,530)	.0	2,161,364	.0	18,636	18,636	64,722	12/01/2021	1FE.....
..882723-RA-9	TEXAS ST GO Non Call 5.000% 04/01/23		08/01/2019	Raymond James & Assoc		1,139,000	1,000,000	1,202,950	1,115,074	.0	(15,407)	.0	(15,407)	.0	1,099,667	.0	39,333	39,333	42,222	04/01/2023	1FE.....
17999999. Subtotal - Bonds - U.S. States, Territories and Possessions						3,319,000	3,000,000	3,540,530	3,313,968	0	(52,937)	0	(52,937)	0	3,261,031	0	57,969	57,969	106,944	XXX	XXX
..64966M-AS-8	NEW YORK NY GO Non Call 5.000% 08/01/24		07/31/2019	Wachovia Bank		2,395,195	2,020,000	2,535,585	2,380,684	.0	(36,197)	.0	(36,197)	.0	2,344,487	.0	50,708	50,708	101,000	08/01/2024	1FE.....
..718814-P9-1	PHOENIX AZ GO Non Call 5.000% 07/01/23		08/01/2019	National Financial Services Co		1,607,914	1,400,000	1,740,158	1,628,325	.0	(29,471)	.0	(29,471)	.0	1,598,853	.0	9,061	9,061	76,611	07/01/2023	1FE.....
24999999. Subtotal - Bonds - U.S. Political Subdivisions of States, Territories and Possessions						4,003,109	3,420,000	4,275,743	4,009,009	0	(65,668)	0	(65,668)	0	3,943,340	0	59,769	59,769	177,611	XXX	XXX
ALLEN CNTY OH HO Rev bond Call 1.480%									100.0000												
..01757L-DW-3	06/01/34		07/31/2019	Redemption		1,300,000	1,300,000	1,300,000	1,300,000	.0	.0	.0	.0	.0	1,300,000	.0	.0	.0	13,358	06/01/2034	1FE.....
..3128MJ-2S-8	FHLMC Pool G08784 MBS 3.500% 10/01/47		09/01/2019	Paydown		17,474	17,474	17,955	.0	(481)	.0	.0	(481)	.0	17,474	.0	.0	.0	109	10/01/2047	1.....
..3128MJ-3N-8	FHLMC Pool G08804 MBS 3.500% 03/01/48		09/01/2019	Paydown		36,932	36,932	36,375	36,378	.0	555	.0	555	.0	36,932	.0	.0	.0	880	03/01/2048	1.....
..3128MJ-VZ-0	FHLMC Pool G08631 MBS 3.000% 03/01/45		09/01/2019	Paydown		16,300	16,300	16,654	16,630	.0	(330)	.0	(330)	.0	16,300	.0	.0	.0	329	03/01/2045	1.....
..3128MJ-YD-6	FHLMC Pool G08707 MBS 4.000% 05/01/46		09/01/2019	Paydown		44,959	44,959	46,982	.0	(2,023)	.0	.0	(2,023)	.0	44,959	.0	.0	.0	304	05/01/2046	1.....
..3128MJ-Z3-7	FHLMC Pool G08761 MBS 3.500% 05/01/47		09/01/2019	Paydown		21,727	21,727	22,321	.0	(594)	.0	.0	(594)	.0	21,727	.0	.0	.0	137	05/01/2047	1.....
..3128MJ-ZM-5	FHLMC Pool G08747 MBS 3.000% 01/01/47		09/01/2019	Paydown		14,820	14,820	14,792	.0	.0	.0	.0	.0	.0	14,820	.0	.0	.0	187	01/01/2047	1.....
..3128MJ-ZW-3	FHLMC Pool G08756 MBS 3.000% 04/01/47		09/01/2019	Paydown		26,742	26,742	27,085	.0	(343)	.0	.0	(343)	.0	26,742	.0	.0	.0	136	04/01/2047	1.....
..3128PR-LN-7	FHLMC Pool J12133 MBS 4.000% 05/01/25		09/01/2019	Paydown		10,332	10,332	10,817	10,598	.0	(267)	.0	(267)	.0	10,332	.0	.0	.0	276	05/01/2025	1.....
..31292L-YA-7	FHLMC Pool Q04305 MBS 3.000% 11/01/42		09/01/2019	Paydown		2,119	2,119	2,210	2,200	.0	(81)	.0	(81)	.0	2,119	.0	.0	.0	42	11/01/2042	1.....
..3132AD-TZ-1	FHLMC Pool ZT1468 MBS 3.000% 11/01/46		09/01/2019	Paydown		11,495	11,495	11,944	.0	(449)	.0	.0	(449)	.0	11,495	.0	.0	.0	29	11/01/2046	1FE.....
..3132DM-A6-2	FHLMC Pool SD0029 MBS 3.000% 12/01/47		09/01/2019	Paydown		8,330	8,330	8,686	.0	(356)	.0	.0	(356)	.0	8,330	.0	.0	.0	21	12/01/2047	1.....
..3132DM-A8-8	FHLMC Pool SD0031 MBS 3.000% 08/01/46		09/01/2019	Paydown		880	880	915	.0	(35)	.0	.0	(35)	.0	880	.0	.0	.0	2	08/01/2046	1.....
..3132HQ-DB-5	FHLMC Pool Q13698 MBS 3.000% 12/01/42		09/01/2019	Paydown		10,162	10,162	10,641	10,591	.0	(430)	.0	(430)	.0	10,162	.0	.0	.0	203	12/01/2042	1.....
..3132HQ-M4-1	FHLMC Pool Q13979 MBS 3.000% 12/01/42		09/01/2019	Paydown		665	665	696	693	.0	(28)	.0	(28)	.0	665	.0	.0	.0	13	12/01/2042	1.....
..3132JA-PW-9	FHLMC Pool Q19036 MBS 3.500% 06/01/43		09/01/2019	Paydown		6,158	6,158	6,383	6,370	.0	(212)	.0	(212)	.0	6,158	.0	.0	.0	157	06/01/2043	1.....
..3132OL-AJ-2	FHLMC Pool Q30008 MBS 3.500% 12/01/44		09/01/2019	Paydown		44,186	44,186	46,058	45,941	.0	(1,754)	.0	(1,754)	.0	44,186	.0	.0	.0	1,030	12/01/2044	1.....
..3132OM-QF-1	FHLMC Pool Q31353 MBS 3.500% 02/01/45		09/01/2019	Paydown		159,530	159,530	167,233	166,772	.0	(7,241)	.0	(7,241)	.0	159,530	.0	.0	.0	3,730	02/01/2045	1.....
..3132QO-TV-4	FHLMC Pool Q34163 MBS 3.500% 06/01/45		09/01/2019	Paydown		14,407	14,407	14,921	14,895	.0	(488)	.0	(488)	.0	14,407	.0	.0	.0	366	06/01/2045	1.....
..3132QR-TW-0	FHLMC Pool Q35064 MBS 3.500% 08/01/45		09/01/2019	Paydown		1,433	1,433	1,494	1,491	.0	(58)	.0	(58)	.0	1,433	.0	.0	.0	33	08/01/2045	1.....
..3132WH-SN-1	FHLMC Pool Q44452 MBS 3.000% 11/01/46		09/01/2019	Paydown		16,865	16,865	16,784	.0	.0	.0	.0	.0	.0	16,865	.0	.0	.0	127	11/01/2046	1.....
..3132XC-R3-1	FHLMC Pool G67706 MBS 3.500% 12/01/47		09/01/2019	Paydown		49,629	49,629	49,443	49,445	.0	184	.0	184	.0	49,629	.0	.0	.0	1,170	12/01/2047	1.....
..3132XU-FH-3	FHLMC Pool Q51967 MBS 3.500% 11/01/47		09/01/2019	Paydown		4,822	4,822	4,751	4,751	.0	.0	.0	.0	.0	4,822	.0	.0	.0	119	11/01/2047	1.....
..3132Y1-YV-4	FHLMC Pool Q57923 MBS 4.000% 08/01/48		09/01/2019	Paydown		46,095	46,095	47,390	.0	(1,295)	.0	.0	(1,295)	.0	46,095	.0	.0	.0	651	08/01/2048	1.....
..31334Y-KT-5	FHLMC Pool QA1206 MBS 3.000% 07/01/49		09/01/2019	Paydown		116	116	120	.0	(4)	.0	.0	(4)	.0	116	.0	.0</				

STATEMENT AS OF SEPTEMBER 30, 2019 OF THE UnitedHealthcare Community Plan of Ohio, Inc.

SCHEDULE D - PART 4

Show All Long-Term Bonds and Stock Sold, Redeemed or Otherwise Disposed of During the Current Quarter

1	2		3	4	5	6	7	8	9	10	Change In Book/Adjusted Carrying Value					16	17	18	19	20	21	22
											11	12	13	14	15							
CUSIP Ident- ification	Description		For- eign	Disposal Date	Name of Purchaser	Number of Shares of Stock	Consid- eration	Par Value	Actual Cost	Prior Year Book/ Adjusted Carrying Value	Unrealized Valuation Increase/ (Decrease)	Current Year's (Amor- tization)/ Accretion	Current Year's Temporary Impairment Recog- nized	Total Change in Book/ Adjusted Carrying Value (11 + 12 - 13)	Total Foreign Exchange Change in Book /Adjusted Carrying Value	Book/ Adjusted Carrying Value at Disposal Date	Foreign Exchange Gain (Loss) on Disposal	Realized Gain (Loss) on Disposal	Total Gain (Loss) on Disposal	Bond Interest/ Stock Dividends Received During Year	Stated Con- tractual Maturity Date	NAIC Desig- nation and Admini- strative Symbol /Market Indicator (a)
3138A7-F6-0	FNMA Pool	AH5588 MBS	5.000%	02/01/41	Paydown	20,823	20,823	22,815	22,661	.0	.0	(1,837)	.0	(1,837)	.0	20,823	.0	.0	.0	.625	02/01/2041	1
3138AS-3B-6	FNMA Pool	AJ1693 MBS	4.500%	09/01/41	Paydown	8,301	8,301	.0	.0	.0	.0	.0	.0	(609)	.0	8,301	.0	.0	.0	.269	09/01/2041	1
3138AW-EN-9	FNMA Pool	AJ4640 MBS	4.000%	10/01/41	Paydown	1,503	1,503	1,586	1,579	.0	.0	.0	.0	(76)	.0	1,503	.0	.0	.0	.44	10/01/2041	1
3138EH-3V-2	FNMA Pool	AL1711 MBS	4.500%	08/01/41	Paydown	24,212	24,212	25,994	25,852	.0	.0	.0	.0	(1,640)	.0	24,212	.0	.0	.0	.735	08/01/2041	1
3138EH-FB-3	FNMA Pool	AL1061 MBS	4.000%	02/01/41	Paydown	4,792	4,792	5,045	5,021	.0	.0	.0	.0	(229)	.0	4,792	.0	.0	.0	.126	02/01/2041	1
3138EJ-LA-4	FNMA Pool	AL2120 MBS	4.000%	02/01/41	Paydown	3,518	3,518	3,707	3,688	.0	.0	.0	.0	(171)	.0	3,518	.0	.0	.0	.94	02/01/2041	1
3138EM-Y3-9	FNMA Pool	AL5229 MBS	5.000%	01/01/44	Paydown	10,759	10,759	11,944	11,897	.0	.0	.0	.0	(1,138)	.0	10,759	.0	.0	.0	.345	01/01/2044	1
3138EN-Y8-6	FNMA Pool	AL6134 MBS	3.000%	09/01/43	Paydown	19,183	19,183	19,374	19,360	.0	.0	.0	.0	(178)	.0	19,183	.0	.0	.0	.384	09/01/2043	1
3138ER-FX-3	FNMA Pool	AL9181 MBS	3.000%	10/01/46	Paydown	26,075	26,075	27,017	26,977	.0	.0	.0	.0	(902)	.0	26,075	.0	.0	.0	.516	10/01/2046	1
3138LR-O5-4	FNMA Pool	A01375 MBS	3.500%	08/01/42	Paydown	238	238	251	250	.0	.0	.0	.0	(12)	.0	238	.0	.0	.0	.6	08/01/2042	1
3138LT-WL-8	FNMA Pool	A03350 MBS	4.000%	05/01/42	Paydown	13,235	13,235	14,418	14,365	.0	.0	.0	.0	(1,130)	.0	13,235	.0	.0	.0	.354	05/01/2042	1
3138LY-N7-0	FNMA Pool	A06713 MBS	4.000%	06/01/42	Paydown	16,535	16,535	17,558	17,527	.0	.0	.0	.0	(992)	.0	16,535	.0	.0	.0	.429	06/01/2042	1
3138LY-HB-6	FNMA Pool	A07425 MBS	3.500%	08/01/42	Paydown	.670	.670	.708	.704	.0	.0	.0	.0	(35)	.0	.670	.0	.0	.0	.16	08/01/2042	1
3138M1-JG-4	FNMA Pool	A09262 MBS	3.500%	07/01/42	Paydown	.591	.591	.624	.620	.0	.0	.0	.0	(29)	.0	.591	.0	.0	.0	.14	07/01/2042	1
3138MH-3J-0	FNMA Pool	A02600 MBS	3.500%	12/01/42	Paydown	.265	.265	.285	.283	.0	.0	.0	.0	(18)	.0	.265	.0	.0	.0	.6	12/01/2042	1
3138ML-FS-8	FNMA Pool	A04676 MBS	3.500%	11/01/42	Paydown	19,611	19,611	21,030	20,887	.0	.0	.0	.0	(1,276)	.0	19,611	.0	.0	.0	.496	11/01/2042	1
3138MN-R2-8	FNMA Pool	A06804 MBS	3.500%	11/01/42	Paydown	.438	.438	.470	.467	.0	.0	.0	.0	(29)	.0	.438	.0	.0	.0	.10	11/01/2042	1
3138MS-A4-1	FNMA Pool	A09926 MBS	3.000%	12/01/42	Paydown	.433	.433	.456	.453	.0	.0	.0	.0	(20)	.0	.433	.0	.0	.0	.9	12/01/2042	1
3138MW-XS-3	FNMA Pool	AR0688 MBS	3.000%	12/01/42	Paydown	.206	.206	.216	.215	.0	.0	.0	.0	(9)	.0	.206	.0	.0	.0	.4	12/01/2042	1
3138W9-SE-1	FNMA Pool	AS0516 MBS	3.000%	09/01/43	Paydown	7,750	7,750	7,785	7,782	.0	.0	.0	.0	(33)	.0	7,750	.0	.0	.0	.155	09/01/2043	1
3138WA-PE-1	FNMA Pool	AS1320 MBS	4.000%	12/01/43	Paydown	16,623	16,623	17,480	17,416	.0	.0	.0	.0	(794)	.0	16,623	.0	.0	.0	.409	12/01/2043	1
3138WB-EL-5	FNMA Pool	AS1938 MBS	5.000%	03/01/44	Paydown	1,920	1,920	2,144	2,134	.0	.0	.0	.0	(214)	.0	1,920	.0	.0	.0	.64	03/01/2044	1
3138WB-UC-7	FNMA Pool	AS2378 MBS	3.500%	05/01/44	Paydown	1,965	1,965	2,012	2,009	.0	.0	.0	.0	(43)	.0	1,965	.0	.0	.0	.46	05/01/2044	1
3138WD-6L-0	FNMA Pool	AS4474 MBS	3.000%	02/01/45	Paydown	18,579	18,579	18,764	18,752	.0	.0	.0	.0	(173)	.0	18,579	.0	.0	.0	.377	02/01/2045	1
3138WD-N6-4	FNMA Pool	AS4012 MBS	3.500%	12/01/44	Paydown	20,246	20,246	21,134	21,077	.0	.0	.0	.0	(831)	.0	20,246	.0	.0	.0	.460	12/01/2044	1
3138WK-3E-3	FNMA Pool	AS9796 MBS	3.500%	06/01/47	Paydown	21,684	21,684	21,593	21,593	.0	.0	.0	.0	.91	.0	21,684	.0	.0	.0	.521	06/01/2047	1
3138WV-FU-0	FNMA Pool	AT7378 MBS	4.500%	10/01/43	Paydown	1,454	1,454	1,567	1,560	.0	.0	.0	.0	(105)	.0	1,454	.0	.0	.0	.44	10/01/2043	1
3138XH-TG-0	FNMA Pool	AV6294 MBS	4.000%	12/01/43	Paydown	60,017	60,017	63,036	62,834	.0	.0	.0	.0	(2,818)	.0	60,017	.0	.0	.0	1,885	12/01/2043	1
3138Y3-2C-4	FNMA Pool	AX2570 MBS	4.000%	11/01/44	Paydown	154,185	154,185	159,690	.0	.0	.0	.0	.0	(5,505)	.0	154,185	.0	.0	.0	2,679	11/01/2044	1
3138YE-HD-2	FNMA Pool	AY1127 MBS	3.500%	04/01/45	Paydown	51,696	51,696	53,812	53,687	.0	.0	.0	.0	(1,991)	.0	51,696	.0	.0	.0	1,299	04/01/2045	1
3138YN-MS-3	FNMA Pool	AY8468 MBS	4.000%	08/01/45	Paydown	16,896	16,896	18,026	17,970	.0	.0	.0	.0	(1,074)	.0	16,896	.0	.0	.0	.409	08/01/2045	1
3138YN-RB-5	FNMA Pool	AY8581 MBS	3.500%	08/01/45	Paydown	2,077	2,077	2,165	2,160	.0	.0	.0	.0	(83)	.0	2,077	.0	.0	.0	.48	08/01/2045	1
3138YX-TH-8	FNMA Pool	AZ5951 MBS	4.000%	10/01/45	Paydown	1,739	1,739	1,855	1,850	.0	.0	.0	.0	(111)	.0	1,739	.0	.0	.0	.47	10/01/2045	1
3140E0-6Q-3	FNMA Pool	AZ8078 MBS	3.500%	08/01/45	Paydown	5,207	5,207	5,412	5,401	.0	.0	.0	.0	(194)	.0	5,207	.0	.0	.0	.135	08/01/2045	1
3140EB-G2-1	FNMA Pool	BA6516 MBS	3.500%	12/01/45	Paydown	4,109	4,109	4,303	4,295	.0	.0	.0	.0	(186)	.0	4,109	.0	.0	.0	.98	12/01/2045	1
3140EY-NT-8	FNMA Pool	BC2201 MBS	3.500%	04/01/46	Paydown	38,774	38,774	41,425	41,315	.0	.0	.0	.0	(2,541)	.0	38,774	.0	.0	.0	.905	04/01/2046	1
3140FB-LY-1	FNMA Pool	BD1242 MBS	3.500%	06/01/46	Paydown	1,520	1,520	1,626	1,622	.0	.0	.0	.0	(102)	.0	1,520	.0	.0	.0	.35	06/01/2046	1
3140FB-KY-5	FNMA Pool	BD3910 MBS	3.000%	08/01/46	Paydown	4,998	4,998	5,224	5,214	.0	.0	.0	.0	(216)	.0	4,998	.0	.0	.0	.100	08/01/2046	1
3140H1-WJ-5	FNMA Pool	BJ0648 MBS	3.500%	03/01/48	Paydown	17,743	17,743	17,769	17,768	.0	.0	.0	.0	(25)	.0	17,743	.0	.0	.0	.417	03/01/2048	1
3140J5-SF-7	FNMA Pool	BM1417 MBS	3.000%	04/01/47	Paydown	23,519	23,519	22,944	22,951	.0	.0	.0	.0	568	.0	23,519	.0	.0	.0	.476	04/01/2047	1
3140J7-2S-3	FNMA Pool	BM3484 MBS	3.000%	02/01/48	Paydown	26,064	26,064	25,370	25,378	.0	.0	.0	.0	686	.0	26,064	.0	.0	.0	.524	02/01/2048	1
3140J7-N8-4	FNMA Pool	BM3114 MBS	3.000%	03/01/47	Paydown	39,219	39,219	39,243	39,241	.0	.0	.0	.0	(23)	.0	39,219	.0	.0	.0	.793	03/01/2047	1
3140JA-PG-7	FNMA Pool	BM5822 MBS	3.000%	11/01/48	Paydown	27,849	27,849	28,123	.0	.0	.0	.0	.0	(274)	.0	27,849	.0	.0	.0	.142	11/01/2048	1
3140O7-JJ-7	FNMA Pool	CA0264 MBS	4.000%	08/01/47	Paydown	58,036	58,036	60,543	.0	.0	.0	.0	.0	(2,507)	.0	58,036	.0	.0	.0	.437	08/01/2047	1
3140O8-KG-9	FNMA Pool	CA1194 MBS	4.000%	02/01/48	Paydown	40,557	40,557	41,907	41,889	.0	.0	.0	.0	(1,332)	.0	40,557	.0	.0	.0	1,123	02/01/2048	1
3140O9-ZD-8	FNMA Pool	CA2539 MBS	4.000%	10/01/48	Paydown	54,206	54,206	55,866	.0	.0	.0	.0	.0	(1,660)	.0	54,206	.0	.0	.0	.590	10/01/2048	1
3140OA-AJ-9	FNMA Pool	CA2708 MBS	4.000%	05/01/48	Paydown	70,588	70,588	72,201	.0	.0	.0	.0	.0	(1,613)	.0	70,588	.0	.0	.0	1,418	05/01/2048	1
3140XA-D8-6	FNMA Pool	FM1026 MBS	3.500%	02/01/48	Paydown	42,020	42,020	43,372	.0	.0	.0	.0	.0	(1,353)	.0	42,020	.0	.0	.0	.261	02/01/2048	1
3140XA-OF-0	FNMA Pool	FM1001 MBS	3.500%	11/01/48	Paydown	20,771	20,771	21,377	.0	.0	.0	.0	.0	(607)	.0	20,771	.0	.0	.0	.132	11/01/2048	1
31416B-RB-6	FNMA Pool	995182 MBS	5.500%	06/01/20	Paydown	.33	.33	.36	.34	.0	.0	.0	.0	(1)	.0	.33	.0	.0	.0	.1	06/01/2020	1
31416V-Y6-5	FNMA Pool	AB0732 MBS	4.000%	06/01/39	Paydown	2,502	2,502	2,660	2,654	.0	.0	.0	.0	(151)	.0	2,502	.0	.0	.0	.67	06/01/2039	1
31417A-AZ-9	FNMA Pool	AB4439 MBS	3.500%	02/01/42	Paydown	.921	.921	.975	.969	.0	.0	.0	.0	(48)	.0	.921	.0	.0	.0	.22	02/01/2042	1
31417A-OE-2	FNMA Pool	AB4052 MBS	4.000%	12/01/41	Paydown	12,830	12,830	13,678	13,628	.0	.0	.0	.0	(798)	.0	12,830	.0	.0	.0	.341	12/01/2041	1
31417G-AS-5	FNMA Pool	AB9016 MBS	3.000%	04/01/43	Paydown	18,573	18,573	19,172	19,142	.0	.0	.0	.0	(569)	.0	18,573	.0	.0	.0	.379	04/01/2043	1
31418C-4G-6	FNMA Pool	MA3522 MBS	4.500%	11/01/48	Paydown	37,765	37,765	39,220	.0	.0	.0	.0	.0	(1,455)	.0	37,765	.0	.0	.0	.724	11/01/2048	1



STATEMENT AS OF SEPTEMBER 30, 2019 OF THE UnitedHealthcare Community Plan of Ohio, Inc.

SCHEDULE D - PART 4

Show All Long-Term Bonds and Stock Sold, Redeemed or Otherwise Disposed of During the Current Quarter

1	2	3	4	5	6	7	8	9	10	Change In Book/Adjusted Carrying Value					16	17	18	19	20	21	22
										11	12	13	14	15							
CUSIP Ident-ification	Description	For-foreign	Disposal Date	Name of Purchaser	Number of Shares of Stock	Consid-eration	Par Value	Actual Cost	Prior Year Book/ Adjusted Carrying Value	Unrealized Valuation Increase/ (Decrease)	Current Year's (Amor- tization)/ Accretion	Current Year's Other Than Temporary Impairment Recog- nized	Total Change in Book/ Adjusted Carrying Value (11 + 12 - 13)	Total Foreign Exchange Change in Book /Adjusted Carrying Value	Book/ Adjusted Carrying Value at Disposal Date	Foreign Exchange Gain (Loss) on Disposal	Realized Gain (Loss) on Disposal	Total Gain (Loss) on Disposal	Bond Interest/ Stock Dividends Received During Year	Stated Con- tractual Maturity Date	NAIC Desig- nation and Admini- strative Symbol /Market Indicator (a)
31418V-CB-6	FNMA Pool AD7265 MBS 4.000% 07/01/25		09/01/2019	Paydown		11,406	11,406	11,945	11,703	.0	(297)	.0	(297)	.0	11,406	.0	.0	.0	297	07/01/2025	1
31419H-A2-8	FNMA Pool AE6324 MBS 4.000% 11/01/25		08/15/2019	JP Morgan Chase		114,451	110,049	117,047	114,060	.0	(180)	.0	(180)	.0	113,880	.0	.571	.571	3,118	11/01/2025	1
31419H-A2-8	FNMA Pool AE6324 MBS 4.000% 11/01/25		08/01/2019	Paydown		3,639	3,639	3,870	3,771	.0	(133)	.0	(133)	.0	3,639	.0	.0	.0	.91	11/01/2025	1
353187-EJ-2	FRANKLIN CNTY OH Rev Bond Call 1.520%		09/19/2019	CitiGroup		2,950,000	2,950,000	2,950,000	.0	.0	.0	.0	.0	.0	2,950,000	.0	.0	.0	19,891	05/15/2053	1FE
35563P-JK-6	FHLMC SCRT 2019-1 M5SD RMBS 4.000% 07/25/58																				
38380K-GF-6	GNMA GNR 2017-172 PA RMBS 3.000% 02/20/47		09/01/2019	Paydown		19,109	19,109	19,572	.0	.0	(463)	.0	(463)	.0	19,109	.0	.0	.0	390	07/25/2058	1FE
649907-TX-0	NEW YORK ST DORM Rev Bond Non Call 5.000%		09/01/2019	Paydown		43,728	43,728	42,539	42,572	.0	1,157	.0	1,157	.0	43,728	.0	.0	.0	876	02/20/2047	1
64990A-DR-3	NEW YORK ST DORM Rev Bond Non Call 5.000%		08/15/2019	Merrill Lynch		1,387,304	1,205,000	1,343,274	1,274,447	.0	(9,004)	.0	(9,004)	.0	1,265,443	.0	121,861	121,861	67,781	07/01/2023	1FE
67766W-VL-3	OHIO ST WTR DEV Rev Bond Non Call 5.000%		07/31/2019	Jefferies and Company		1,208,580	1,000,000	1,239,000	1,162,107	.0	(14,232)	.0	(14,232)	.0	1,147,875	.0	60,705	60,705	43,889	03/15/2025	1FE
812631-MP-1	SEATTLE WA DRAIN Rev Bond Cont Call 5.000%		07/24/2019	Merrill Lynch		2,180,560	2,000,000	2,420,180	2,169,048	.0	(31,870)	.0	(31,870)	.0	2,137,178	.0	43,382	43,382	65,000	12/01/2021	1FE
913366-JS-0	UNIV OF CALIFORN Rev Bond Cont Call 5.000%		08/08/2019	Stephen Inc.		248,172	200,000	257,746	243,746	.0	(3,474)	.0	(3,474)	.0	240,272	.0	7,900	7,900	8,639	04/01/2027	1FE
91412G-YK-5	UNIV OF CALIFORN Rev Bond Cont Call 5.000%		07/18/2019	Fidelity Capital Markets		74,319	65,000	69,773	68,944	.0	(469)	.0	(469)	.0	68,476	.0	5,843	5,843	2,230	05/15/2024	1FE
91514A-HE-8	UNIV OF TEXAS TX Rev Bond Non Call 5.000%		07/18/2019	Janney Montgomery, Scott		1,829,700	1,500,000	1,820,475	1,711,030	.0	(17,046)	.0	(17,046)	.0	1,693,984	.0	135,716	135,716	51,458	05/15/2026	1FE
3199999	Subtotal - Bonds - U.S. Special Revenues		08/15/23	JP Morgan Chase		1,153,300	1,000,000	1,164,030	1,134,598	.0	(16,255)	.0	(16,255)	.0	1,118,342	.0	34,958	34,958	48,056	08/15/2023	1FE
015271-AF-6	ALEXANDRIA REAL Corp Note Call MW 2.750%		08/16/2019	Call	100.1702	270,460	270,000	269,441	269,888	.0	.67	.0	.67	.0	269,955	.0	.505	.505	8,064	01/15/2020	2FE
03065M-AF-4	AmeriCredit Auto AMCAR 2015-4 C ABS 2.880%		09/08/2019	Paydown		177,890	177,890	177,856	177,876	.0	.13	.0	.13	.0	177,890	.0	.0	.0	3,423	07/08/2021	1FE
03065V-AE-7	AmeriCredit Auto AMCAR 2016-1 B ABS 2.300%		08/08/2019	Paydown		85,290	85,290	85,869	85,378	.0	(89)	.0	(89)	.0	85,290	.0	.0	.0	1,178	03/08/2021	1FE
03066G-AB-5	AmeriCredit Auto AMCAR 2019-1 A2A ABS		09/18/2019	Paydown		52,756	52,756	52,753	.0	.0	.3	.0	.3	.0	52,756	.0	.0	.0	794	06/20/2022	1FE
03066L-AB-4	AmeriCredit Auto AMCAR 2018-2 A2A ABS		09/18/2019	Paydown		298,140	298,140	298,116	298,121	.0	.19	.0	.19	.0	298,140	.0	.0	.0	5,694	11/18/2021	1FE
12592R-BF-5	COMM MORTGAGE TR COMM 2014-CR21 A3 CMBS		09/01/2019	Paydown		41,572	41,572	44,268	43,293	.0	(1,721)	.0	(1,721)	.0	41,572	.0	.0	.0	1,092	12/10/2047	1FM
14041N-FF-3	Capital One Mult COMET 2016-A4 A4 ABS		08/15/2019	Paydown		210,000	210,000	206,259	208,304	.0	1,696	.0	1,696	.0	210,000	.0	.0	.0	1,862	06/15/2022	1FE
165183-BG-8	Chesapeake Fundl CFII 2018-1A A1 ABS Prv Plc		09/15/2019	Paydown		137,102	137,102	137,098	137,098	.0	.4	.0	.4	.0	137,102	.0	.0	.0	2,794	04/15/2030	1FE
165183-BN-3	Chesapeake Fundl CFII 2018-2A A1 ABS Prv Plc		09/15/2019	Paydown		120,696	120,696	120,682	120,684	.0	.12	.0	.12	.0	120,696	.0	.0	.0	2,613	08/15/2030	1FE
17326F-AA-5	CITIGROUP COMMERCIAL 2017-C4 A1 CMBS		09/01/2019	Paydown		11,126	11,126	11,126	11,124	.0	.3	.0	.3	.0	11,126	.0	.0	.0	157	10/12/2050	1FM
174610-AN-5	2.121% 10/12/50		07/24/2019	Toronto Dominion Sec		373,973	375,000	374,805	374,897	.0	.22	.0	.22	.0	374,919	.0	(946)	(946)	8,857	07/28/2021	2FE
209115-AC-8	CONS EDISON INC Corp Note CALL 2.000%		07/25/2019	Millennium Advisors		164,093	165,000	164,899	164,951	.0	.12	.0	.12	.0	164,963	.0	(870)	(870)	2,328	05/15/2021	2FE
254683-BV-6	Discover Card Ex DCENT 2016-A4 A4 ABS		09/15/2019	Paydown		480,000	480,000	471,244	475,758	.0	4,242	.0	4,242	.0	480,000	.0	.0	.0	5,004	03/15/2022	1FE
26884A-BC-6	ERP OPERATING LP Corp Note Call MW 2.375%		07/01/2019	Maturity		350,000	350,000	349,650	349,964	.0	.36	.0	.36	.0	350,000	.0	.0	.0	8,313	07/01/2019	1FE
29373F-AB-0	Enterprise Fleet EFF 2018-2 A2 ABS Prv Plc		09/20/2019	Paydown		174,288	174,288	174,261	174,266	.0	.22	.0	.22	.0	174,288	.0	.0	.0	3,645	02/20/2024	1FE
34528Q-EU-4	3.140% 02/20/24		07/15/2019	Paydown		280,000	280,000	275,964	278,313	.0	1,687	.0	1,687	.0	280,000	.0	.0	.0	2,532	07/15/2019	1FE

STATEMENT AS OF SEPTEMBER 30, 2019 OF THE UnitedHealthcare Community Plan of Ohio, Inc.

SCHEDULE D - PART 4

Show All Long-Term Bonds and Stock Sold, Redeemed or Otherwise Disposed of During the Current Quarter

1	2	3	4	5	6	7	8	9	10	Change In Book/Adjusted Carrying Value					16	17	18	19	20	21	22
										11	12	13	14	15							
CUSIP Ident-ification	Description	For-ign	Disposal Date	Name of Purchaser	Number of Shares of Stock	Consid-eration	Par Value	Actual Cost	Prior Year Book/ Adjusted Carrying Value	Unrealized Valuation Increase/ (Decrease)	Current Year's (Amor- tization)/ Accretion	Current Year's Other Than Temporary Impairment Recog- nized	Total Change in Book/ Adjusted Carrying Value (11 + 12 - 13)	Total Foreign Exchange Change in Book /Adjusted Carrying Value	Book/ Adjusted Carrying Value at Disposal Date	Foreign Exchange Gain (Loss) on Disposal	Realized Gain (Loss) on Disposal	Total Gain (Loss) on Disposal	Bond Interest/ Stock Dividends Received During Year	Stated Con- tractual Maturity Date	NAIC Desig- nation and Admini- strative Symbol /Market Indicator (a)
..34531D-AD-0	FORDL 2017-B A4 FORDL 2017-B A3 ABS 2.030% 12/15/20		09/15/2019	Paydown		253,457	253,457	253,446	253,448	0	9	0	9	0	253,457	0	0	0	3,447	12/15/2020	1FE
..34531H-AD-1	Ford Credit Auto FORDO 2017-B A3 ABS 1.690% 11/15/21		09/15/2019	Paydown		53,061	53,061	52,039	52,493	0	567	0	567	0	53,061	0	0	0	599	11/15/2021	1FE
..34532E-AE-5	Ford Credit Auto FORDO 2016-B A4 ABS 1.520% 08/15/21		09/15/2019	Paydown		76,628	76,628	76,254	76,490	0	138	0	138	0	76,628	0	0	0	845	08/15/2021	1FE
..36256U-AC-2	GM Financial Aut GMA LT 2019-1 A2B ABS 2.284% 04/20/21		09/20/2019	Paydown		27,160	27,160	27,160	0	0	0	0	0	0	27,160	0	0	0	418	04/20/2021	1FE
..40414L-AH-2	HCP INC Corp Note Call MW 2.625% 02/01/20 Honda Auto Recei HAROT 2017-2 A3 ABS 1.680%		07/22/2019	Call 100.1430		150,215	150,000	142,602	148,649	0	687	0	687	0	149,336	0	878	878	3,839	02/01/2020	2FE
..43811B-AC-8	Honda Auto Recei HAROT 2017-4 A3 ABS 2.050% 11/22/21		09/15/2019	Paydown		78,850	78,850	78,843	78,846	0	4	0	4	0	78,850	0	0	0	883	08/16/2021	1FE
..43813F-AC-7	Hyundai Auto Lea HALST 2017-A A3 ABS Prv Plc 1.880% 08/17/20		09/21/2019	Paydown		42,980	42,980	42,974	42,976	0	4	0	4	0	42,980	0	0	0	588	11/22/2021	1FE
..44891F-AD-8	HALST 2019-A A2 HALST 2019-A A2 ABS 2.920% 07/15/21		07/15/2019	Paydown		74,971	74,971	75,159	74,971	0	0	0	0	0	74,971	0	0	0	822	08/17/2020	1FE
..448969-AB-1	JPMORGAN CHASE Corp Note Call 2.400% 06/07/21		09/15/2019	Paydown		8,221	8,221	8,221	0	0	0	0	0	0	8,221	0	0	0	137	07/15/2021	1FE
..46623H-RT-9	MMAF EQUIPMENT F MMAF 2015-AA A4 ABS Prv Plc 1.930% 07/16/21		07/03/2019	Pershing		521,160	520,000	519,173	519,586	0	86	0	86	0	519,671	0	1,488	1,488	7,315	06/07/2021	1FE
..55315G-AD-0	NEW YORK LIFE GL Corp Note Non Call Prv Plc 2.000% 04/13/21		07/16/2019	Paydown		16,166	16,166	16,162	16,165	0	1	0	1	0	16,166	0	0	0	182	07/16/2021	1FE
..64952E-WI-1	Nissan Auto Leas NALT 2017-B A2A ABS 1.830% 12/16/19		08/12/2019	US Bank		454,955	455,000	454,331	454,687	0	83	0	83	0	454,770	0	185	185	7,609	04/13/2021	1FE
..65479B-AB-6	Nissan Auto Leas NALT 2017-B A3 ABS 2.050% 09/15/20		07/15/2019	Paydown		9,200	9,200	9,200	9,200	0	0	0	0	0	9,200	0	0	0	98	12/16/2019	1FE
..65479B-AD-2	SMB Private Educ SMB 2014-A A2A ABS Prv Plc 3.050% 05/15/26		09/15/2019	Paydown		248,158	248,158	248,115	248,139	0	19	0	19	0	248,158	0	0	0	3,408	09/15/2020	1FE
..784456-AB-1	Santander Drive SDART 2017-1 B ABS 2.100% 06/15/21		09/15/2019	Paydown		129,109	129,109	128,938	128,952	0	157	0	157	0	129,109	0	0	0	2,635	05/15/2026	1FE
..80284T-AH-8	Santander Drive SDART 2019-1 A2B ABS 2.298% 01/18/22		07/15/2019	Paydown		33,721	33,721	33,718	33,720	0	0	0	0	0	33,721	0	0	0	413	06/15/2021	1FE
..80285H-AC-4	Santander Drive SDART 2018-4 A3 ABS 3.010% 03/15/22		09/16/2019	Paydown		101,493	101,493	101,493	0	0	0	0	0	0	101,493	0	0	0	1,418	01/18/2022	1FE
..80285M-AE-9	THERMO FISHER Corp Note Call MW 3.150% 01/15/23		09/15/2019	Paydown		67,728	67,728	67,728	67,727	0	1	0	1	0	67,728	0	0	0	1,529	03/15/2022	1FE
..883556-BC-5	Toyota Auto Rece TAOT 2018-C A2A ABS 2.770% 08/16/21		09/27/2019	Call 104.3180		782,385	750,000	737,463	738,679	0	43,706	0	43,706	0	782,385	0	0	0	28,350	01/15/2023	2FE
..89231A-AB-7	TYSON FOODS INC Corp Note MW 100 BP 2.650% 08/15/19		09/15/2019	Paydown		191,371	191,371	191,353	191,356	0	15	0	15	0	191,371	0	0	0	3,539	08/16/2021	1FE
..902494-AW-3	VERIZON COMM INC Corp Note Call MW Prv Plc 4.016% 12/03/29		08/15/2019	Maturity		255,000	255,000	254,832	254,978	0	22	0	22	0	255,000	0	0	0	6,758	08/15/2019	2FE
..92343V-ET-7	WASTE MANAGEMENT Corp Note MW 25BP 4.750% 06/30/20		09/10/2019	Tax Free Exchange		270,574	250,000	270,765	0	0	(191)	0	(191)	0	270,574	0	0	0	2,705	12/03/2029	2FE
..94106L-AW-9	World Omni Auto WIOART 2018-A A2 ABS 2.190% 05/17/21		07/25/2019	Millennium Advisors		163,384	160,000	178,371	164,875	0	(1,850)	0	(1,850)	0	163,025	0	359	359	4,412	06/30/2020	2FE
..98161V-AB-6	World Omni Auto WIOART 2018-C A2 ABS 2.800% 01/18/22		09/15/2019	Paydown		134,834	134,834	134,822	134,829	0	5	0	5	0	134,834	0	0	0	1,975	05/17/2021	1FE
..98163E-AB-2	Canadian Pacer A CPART 2017-1A A3 ABS Prv Plc 2.050% 03/19/21	A	09/19/2019	Paydown		237,288	237,288	237,288	237,288	0	0	0	0	0	237,288	0	0	0	3,240	03/19/2021	1FE
..81376N-AD-7	Securitized Term SSTRT 2017-2A A3 ABS Prv Plc 2.040% 04/26/21	A	09/25/2019	Paydown		156,527	156,527	156,527	156,527	0	0	0	0	0	156,527	0	0	0	2,126	04/26/2021	1FE
..81379J-AD-3	BRIT SKY BROADCA Corp Note MW Prv Plc 2.625% 09/16/19	A	09/25/2019	Paydown		149,785	149,785	149,785	149,785	0	0	0	0	0	149,785	0	0	0	1,888	08/25/2020	1FE
..111013-AM-0		D	09/16/2019	Maturity		360,000	360,000	359,464	359,920	0	80	0	80	0	360,000	0	0	0	9,450	09/16/2019	1FE

SCHEDULE D - PART 4

Show All Long-Term Bonds and Stock Sold, Redeemed or Otherwise Disposed of During the Current Quarter

1	2	3	4	5	6	7	8	9	10	Change In Book/Adjusted Carrying Value					16	17	18	19	20	21	22
										11	12	13	14	15							
CUSIP Ident- ification	Description	For- eign	Disposal Date	Name of Purchaser	Number of Shares of Stock	Consid- eration	Par Value	Actual Cost	Prior Year Book/ Adjusted Carrying Value	Unrealized Valuation Increase/ (Decrease)	Current Year's (Amor- tization)/ Accretion	Current Year's Other Than Temporary Impairment Recog- nized	Total Change in Book/ Adjusted Carrying Value (11 + 12 - 13)	Total Foreign Exchange Change in Book /Adjusted Carrying Value	Book/ Adjusted Carrying Value at Disposal Date	Foreign Exchange Gain (Loss) on Disposal	Realized Gain (Loss) on Disposal	Total Gain (Loss) on Disposal	Bond Interest/ Stock Dividends Received During Year	Stated Con- tractual Maturity Date	NAIC Desig- nation and Admini- strative Symbol /Market Indicator (a)
12518X-AA-5	CENT CLO LP CECLO 2013-19A A1A CLO Prv Plc 3.586% 10/29/25	D	07/29/2019	Paydown		75,545	75,545	75,092	75,349	0	196	0	196	0	75,545	0	0	0	2,259	10/29/2025	1FE
12550L-AJ-1	CIFC Funding Ltd CLO CIFC 2015-2A AR CLO Prv Plc 3.083% 04/15/27	D	07/15/2019	Paydown		8,248	8,248	8,248	8,248	0	0	0	0	0	8,248	0	0	0	212	04/15/2027	1FE
585055-AX-4	MEDTRONIC INC Corp Note Call 3.125% 03/15/22	C	08/09/2019	Call 103.7040		622,224	600,000	599,412	599,475	0	22,749	0	22,749	0	622,224	0	0	0	16,875	03/15/2022	1FE
82620K-AC-7	SIEMENS FINAN Corp Note MW Prv Plc 2.150% 05/27/20	D	09/09/2019	CitiGroup		1,704,553	1,705,000	1,702,749	1,704,344	0	321	0	321	0	1,704,665	0	(108)	(108)	28,817	05/27/2020	1FE
3899999. Subtotal - Bonds - Industrial and Miscellaneous (Unaffiliated)						10,953,424	10,875,448	10,873,103	10,418,700	0	72,841	0	72,841	0	10,951,935	0	1,491	1,491	212,140	XXX	XXX
8399997. Total - Bonds - Part 4						46,038,385	43,750,511	46,647,685	40,932,853	0	(204,420)	0	(204,420)	0	45,378,726	0	659,660	659,660	1,071,600	XXX	XXX
8399998. Total - Bonds - Part 5						XXX	XXX	XXX	XXX	XXX	XXX	XXX	XXX	XXX	XXX	XXX	XXX	XXX	XXX	XXX	XXX
8399999. Total - Bonds						46,038,385	43,750,511	46,647,685	40,932,853	0	(204,420)	0	(204,420)	0	45,378,726	0	659,660	659,660	1,071,600	XXX	XXX
8999997. Total - Preferred Stocks - Part 4						0	XXX	0	0	0	0	0	0	0	0	0	0	0	0	XXX	XXX
8999998. Total - Preferred Stocks - Part 5						XXX	XXX	XXX	XXX	XXX	XXX	XXX	XXX	XXX	XXX	XXX	XXX	XXX	XXX	XXX	XXX
8999999. Total - Preferred Stocks						0	XXX	0	0	0	0	0	0	0	0	0	0	0	0	XXX	XXX
9799997. Total - Common Stocks - Part 4						0	XXX	0	0	0	0	0	0	0	0	0	0	0	0	XXX	XXX
9799998. Total - Common Stocks - Part 5						XXX	XXX	XXX	XXX	XXX	XXX	XXX	XXX	XXX	XXX	XXX	XXX	XXX	XXX	XXX	XXX
9799999. Total - Common Stocks						0	XXX	0	0	0	0	0	0	0	0	0	0	0	0	XXX	XXX
9899999. Total - Preferred and Common Stocks						0	XXX	0	0	0	0	0	0	0	0	0	0	0	0	XXX	XXX
9999999 - Totals						46,038,385	XXX	46,647,685	40,932,853	0	(204,420)	0	(204,420)	0	45,378,726	0	659,660	659,660	1,071,600	XXX	XXX

(a) For all common stock bearing the NAIC market indicator "U" provide: the number of such issues.....0

Schedule DB - Part A - Section 1 - Options, Caps, Floors, Collars, Swaps and Forwards Open

**N O N E**

Schedule DB - Part B - Section 1 - Futures Contracts Open

**N O N E**

Schedule DB - Part B - Section 1B - Brokers with whom cash deposits have been made

**N O N E**

Schedule DB - Part D - Section 1 - Counterparty Exposure for Derivative Instruments Open

**N O N E**

Schedule DB - Part D-Section 2 - Collateral for Derivative Instruments Open - Pledged By

**N O N E**

Schedule DB - Part D-Section 2 - Collateral for Derivative Instruments Open - Pledged To

**N O N E**

Schedule DL - Part 1 - Reinvested Collateral Assets Owned

**N O N E**

Schedule DL - Part 2 - Reinvested Collateral Assets Owned

**N O N E**

STATEMENT AS OF SEPTEMBER 30, 2019 OF THE UnitedHealthcare Community Plan of Ohio, Inc.

## SCHEDULE E - PART 1 - CASH

### Month End Depository Balances

[illegible]

STATEMENT AS OF SEPTEMBER 30, 2019 OF THE UnitedHealthcare Community Plan of Ohio, Inc.

SCHEDULE E - PART 2 - CASH EQUIVALENTS

Show Investments Owned End of Current Quarter

1	2	3	4	5	6	7	8	9
CUSIP	Description	Code	Date Acquired	Rate of Interest	Maturity Date	Book/Adjusted Carrying Value	Amount of Interest Due and Accrued	Amount Received During Year
0599999. Total - U.S. Government Bonds						0	0	0
1099999. Total - All Other Government Bonds						0	0	0
1799999. Total - U.S. States, Territories and Possessions Bonds						0	0	0
2499999. Total - U.S. Political Subdivisions Bonds						0	0	0
3199999. Total - U.S. Special Revenues Bonds						0	0	0
3899999. Total - Industrial and Miscellaneous (Unaffiliated) Bonds						0	0	0
4899999. Total - Hybrid Securities						0	0	0
5599999. Total - Parent, Subsidiaries and Affiliates Bonds						0	0	0
6099999. Subtotal - SVO Identified Funds						0	0	0
6599999. Subtotal - Bank Loans						0	0	0
7799999. Total - Issuer Obligations						0	0	0
7899999. Total - Residential Mortgage-Backed Securities						0	0	0
7999999. Total - Commercial Mortgage-Backed Securities						0	0	0
8099999. Total - Other Loan-Backed and Structured Securities						0	0	0
8199999. Total - SVO Identified Funds						0	0	0
8299999. Total - Bank Loans						0	0	0
8399999. Total Bonds						0	0	0
09248U-71-8 .....	BlackRock Liquidity Funds T-Fund Port .....		.09/03/2019 .....	0.000 .....		.394,365 .....	.0 .....	.1,317 .....
31846V-54-2 .....	First American Treasury Obligations Fund Z .....		.09/26/2019 .....	0.000 .....		1,503,750 .....	.0 .....	.9,262 .....
38141W-32-3 .....	Goldman Sachs Treasury Obligations Fund .....		.09/03/2019 .....	0.000 .....		683,825 .....	.0 .....	3,548 .....
38142B-50-0 .....	Goldman Sachs Financial Square Tr In Fd .....		.09/03/2019 .....	0.000 .....		10,350 .....	.0 .....	.52 .....
38142B-88-0 .....	Goldman Sachs Financial Square Federal Fund .....		.09/03/2019 .....	0.000 .....		5,161 .....	.0 .....	.26 .....
61747C-58-2 .....	Morgan Stanley Institutional Liquidity Fund Treasury Port .....		.09/03/2019 .....	0.000 .....		25,755 .....	.0 .....	.132 .....
825252-40-6 .....	Invesco AIM STIT TREASURY MMF .....		.09/09/2019 .....	0.000 .....		1,779,519 .....	.0 .....	2,125 .....
94975H-29-6 .....	Wells Fargo Treasury Plus MMKT Fund - Inst .....		.09/19/2019 .....	0.000 .....		2,813,183 .....	.0 .....	17,275 .....
8599999. Subtotal - Exempt Money Market Mutual Funds - as Identified by the SVO						7,215,908	0	33,737
147539-67-0 .....	DEUTSCHE INV MGT CASH ACCT GOV/AGENCY DWS-IST .....		.09/03/2019 .....	0.000 .....		2,019,818 .....	.0 .....	6,982 .....
25160K-20-7 .....	DEUTSCHE GOV MMKT Gov Series Ins Shares .....		.09/06/2019 .....	0.000 .....		16,294,456 .....	.0 .....	35,316 .....
262006-88-5 .....	Dreyfus Govt Cash Mgmt - Inst .....		.09/03/2019 .....	0.000 .....		7,465 .....	.0 .....	.37 .....
26200T-10-9 .....	Dreyfus Inst Preferred Money Market .....		.09/03/2019 .....	0.000 .....		495,867 .....	.0 .....	2,761 .....
31846V-62-5 .....	First American Prime Obligations MMF Class Z .....		.09/03/2019 .....	0.000 .....		140,420 .....	.0 .....	.784 .....
38141W-23-2 .....	Goldman Sachs Money Market Fund .....		.09/03/2019 .....	0.000 .....		281,047 .....	.0 .....	1,635 .....
38141W-27-3 .....	Goldman Sachs Government Fund .....		.09/26/2019 .....	0.000 .....		364,645 .....	.0 .....	9,582 .....
40428X-10-7 .....	HSBC HSBC US GOVT MMKT-I .....		.09/06/2019 .....	0.000 .....		4,350,903 .....	.0 .....	15,218 .....
4812A0-36-7 .....	JP Morgan Prime MMF .....		.09/03/2019 .....	0.000 .....		76,790 .....	.0 .....	.435 .....
4812C0-67-0 .....	JP Morgan US Govt MMKT OP .....		.09/19/2019 .....	0.000 .....		551,496 .....	.0 .....	.2 .....
61747C-70-7 .....	Morgan Stanley Institutional Liquidity Fund Government Port .....		.09/12/2019 .....	0.000 .....		1,209,999 .....	.0 .....	.1 .....
665278-70-1 .....	Northern Inst Govt Select Port .....		.09/30/2019 .....	0.000 .....		3,595,247 .....	.0 .....	10,292 .....
69351J-15-7 .....	PNC GOVT MONEY MARKET FUND .....		.09/04/2019 .....	0.000 .....		9,505 .....	.0 .....	.0 .....
74926P-69-6 .....	TUGXX US Equity US Government Money Market .....		.09/03/2019 .....	0.000 .....		5,639 .....	.0 .....	.30 .....
825252-88-5 .....	Invesco AIM STIT GOVT & AGENCY-INST MMF .....		.09/12/2019 .....	0.000 .....		1,410,470 .....	.0 .....	11,164 .....
8699999. Subtotal - All Other Money Market Mutual Funds						30,813,767	0	94,239
8899999 - Total Cash Equivalents						38,029,675	0	127,976