



# HEALTH QUARTERLY STATEMENT

AS OF JUNE 30, 2019  
OF THE CONDITION AND AFFAIRS OF THE

## Aetna Better Health of Iowa Inc.

NAIC Group Code 0001 0001 NAIC Company Code 15805 Employer's ID Number 47-3850677  
(Current) (Prior)

Organized under the Laws of Ohio, State of Domicile or Port of Entry OH

Country of Domicile United States of America

Licensed as business type: Health Maintenance Organization

Is HMO Federally Qualified? Yes [ ] No [X]

Incorporated/Organized 04/24/2015 Commenced Business N/A

Statutory Home Office 7400 W. Campus Road New Albany, OH, US 43054  
(Street and Number) (City or Town, State, Country and Zip Code)

Main Administrative Office 7400 W. Campus Road  
(Street and Number)  
New Albany, OH, US 43054 800-872-3862  
(City or Town, State, Country and Zip Code) (Area Code) (Telephone Number)

Mail Address P.O. Box 67103 Harrisburg, PA, US 17106-7103  
(Street and Number or P.O. Box) (City or Town, State, Country and Zip Code)

Primary Location of Books and Records 151 Farmington Avenue  
(Street and Number)  
Hartford, CT, US 06156 800-872-3862  
(City or Town, State, Country and Zip Code) (Area Code) (Telephone Number)

Internet Website Address www.aetna.com

Statutory Statement Contact Scott David Miller 717-671-2474  
(Name) (Area Code) (Telephone Number)  
StatutoryReporting@aetna.com 717-526-2888  
(E-mail Address) (FAX Number)

### OFFICERS

President Randy Joo Hwan Hyun Chief Financial Officer David Patrick Delaney #  
Secretary Robert Mark Kessler

### OTHER

Kevin James Casey, Senior Investment Officer Frank Ferris Chronister III, Assistant Controller  
Timothy James Olson, Principal Financial Officer and Controller Tracy Louise Smith, Vice President and Treasurer #

### DIRECTORS OR TRUSTEES

David Patrick Delaney # Randy Joo Hwan Hyun Janet Ruth Grant

The officers of this reporting entity being duly sworn, each depose and say that they are the described officers of said reporting entity, and that on the reporting period stated above, all of the herein described assets were the absolute property of the said reporting entity, free and clear from any liens or claims thereon, except as herein stated, and that this statement, together with related exhibits, schedules and explanations therein contained, annexed or referred to, is a full and true statement of all the assets and liabilities and of the condition and affairs of the said reporting entity as of the reporting period stated above, and of its income and deductions therefrom for the period ended, and have been completed in accordance with the NAIC Annual Statement Instructions and Accounting Practices and Procedures manual except to the extent that: (1) state law may differ; or, (2) that state rules or regulations require differences in reporting not related to accounting practices and procedures, according to the best of their information, knowledge and belief, respectively. Furthermore, the scope of this attestation by the described officers also includes the related corresponding electronic filing with the NAIC, when required, that is an exact copy (except for formatting differences due to electronic filing) of the enclosed statement. The electronic filing may be requested by various regulators in lieu of or in addition to the enclosed statement.

Randy Joo Hwan Hyun  
Randy Joo Hwan Hyun  
Chief Executive Officer and President

Robert Mark Kessler  
Robert Mark Kessler  
Vice President and Secretary

David Patrick Delaney  
David Patrick Delaney  
Chief Financial Officer

State of..... Arizona  
County of..... Maricopa



State of..... Arizona  
County of..... Maricopa

State of..... Arizona  
County of..... Maricopa

Subscribed and sworn to before me this  
5 day of August, 2019  
Lisa M Lambert  
NOTARY PUBLIC (Seal)

Subscribed and sworn to before me this  
18 day of July, 2019  
Lisa M Lambert  
NOTARY PUBLIC (Seal)

Subscribed and sworn to before me this  
5 day of August, 2019  
Lisa M Lambert  
NOTARY PUBLIC (Seal)



- a. Is this an original filing? ..... Yes [X] No [ ]  
b. If no,  
1. State the amendment number .....  
2. Date filed .....  
3. Number of pages attached.....

ASSETS

	Current Statement Date			4 December 31 Prior Year Net Admitted Assets
	1 Assets	2 Nonadmitted Assets	3 Net Admitted Assets (Cols. 1 - 2)	
1. Bonds .....	425,501	0	425,501	325,433
2. Stocks:				
2.1 Preferred stocks .....	0	0	0	0
2.2 Common stocks .....	0	0	0	0
3. Mortgage loans on real estate:				
3.1 First liens .....	0	0	0	0
3.2 Other than first liens.....	0	0	0	0
4. Real estate:				
4.1 Properties occupied by the company (less \$ .....0 encumbrances) .....	0	0	0	0
4.2 Properties held for the production of income (less \$ .....0 encumbrances) .....	0	0	0	0
4.3 Properties held for sale (less \$ .....0 encumbrances) .....	0	0	0	0
5. Cash (\$ .....106,586 ), cash equivalents (\$ .....1,462,382 ) and short-term investments (\$ .....0 ) .....	1,568,968	0	1,568,968	1,588,645
6. Contract loans (including \$ .....0 premium notes) .....	0	0	0	0
7. Derivatives .....	0	0	0	0
8. Other invested assets .....	0	0	0	0
9. Receivables for securities .....	0	0	0	0
10. Securities lending reinvested collateral assets .....	0	0	0	0
11. Aggregate write-ins for invested assets .....	0	0	0	0
12. Subtotals, cash and invested assets (Lines 1 to 11) .....	1,994,469	0	1,994,469	1,914,078
13. Title plants less \$ .....0 charged off (for Title insurers only) .....	0	0	0	0
14. Investment income due and accrued .....	1,827	0	1,827	1,603
15. Premiums and considerations:				
15.1 Uncollected premiums and agents' balances in the course of collection .....	0	0	0	0
15.2 Deferred premiums, agents' balances and installments booked but deferred and not yet due (including \$ .....0 earned but unbilled premiums) .....	0	0	0	0
15.3 Accrued retrospective premiums (\$ .....0 ) and contracts subject to redetermination (\$ .....0 ) .....	0	0	0	0
16. Reinsurance:				
16.1 Amounts recoverable from reinsurers .....	0	0	0	0
16.2 Funds held by or deposited with reinsured companies .....	0	0	0	0
16.3 Other amounts receivable under reinsurance contracts .....	0	0	0	0
17. Amounts receivable relating to uninsured plans .....	0	0	0	0
18.1 Current federal and foreign income tax recoverable and interest thereon .....	130,836	0	130,836	0
18.2 Net deferred tax asset .....	0	0	0	0
19. Guaranty funds receivable or on deposit .....	0	0	0	0
20. Electronic data processing equipment and software .....	0	0	0	0
21. Furniture and equipment, including health care delivery assets (\$ .....0 ) .....	0	0	0	0
22. Net adjustment in assets and liabilities due to foreign exchange rates .....	0	0	0	0
23. Receivables from parent, subsidiaries and affiliates .....	0	0	0	0
24. Health care (\$ .....0 ) and other amounts receivable .....	0	0	0	0
25. Aggregate write-ins for other than invested assets .....	0	0	0	0
26. Total assets excluding Separate Accounts, Segregated Accounts and Protected Cell Accounts (Lines 12 to 25) .....	2,127,132	0	2,127,132	1,915,681
27. From Separate Accounts, Segregated Accounts and Protected Cell Accounts .....	0	0	0	0
28. Total (Lines 26 and 27)	2,127,132	0	2,127,132	1,915,681
DETAILS OF WRITE-INS				
1101. ....	0	0	0	0
1102. ....	0	0	0	0
1103. ....	0	0	0	0
1198. Summary of remaining write-ins for Line 11 from overflow page .....	0	0	0	0
1199. Totals (Lines 1101 through 1103 plus 1198)(Line 11 above)	0	0	0	0
2501. ....	0	0	0	0
2502. ....	0	0	0	0
2503. ....	0	0	0	0
2598. Summary of remaining write-ins for Line 25 from overflow page .....	0	0	0	0
2599. Totals (Lines 2501 through 2503 plus 2598)(Line 25 above)	0	0	0	0

LIABILITIES, CAPITAL AND SURPLUS

	Current Period			Prior Year
	1 Covered	2 Uncovered	3 Total	4 Total
1. Claims unpaid (less \$ .....0 reinsurance ceded) .....	0	0	0	0
2. Accrued medical incentive pool and bonus amounts .....	0	0	0	0
3. Unpaid claims adjustment expenses .....	0	0	0	0
4. Aggregate health policy reserves, including the liability of \$ .....0 for medical loss ratio rebate per the Public Health Service Act .....	0	0	0	0
5. Aggregate life policy reserves .....	0	0	0	0
6. Property/casualty unearned premium reserve .....	0	0	0	0
7. Aggregate health claim reserves .....	0	0	0	0
8. Premiums received in advance .....	0	0	0	0
9. General expenses due or accrued .....	518	0	518	0
10.1 Current federal and foreign income tax payable and interest thereon (including \$ .....0 on realized gains (losses)) .....	0	0	0	855
10.2 Net deferred tax liability .....	0	0	0	0
11. Ceded reinsurance premiums payable .....	0	0	0	0
12. Amounts withheld or retained for the account of others.....	0	0	0	0
13. Remittances and items not allocated .....	0	0	0	0
14. Borrowed money (including \$ .....0 current) and interest thereon \$ .....0 (including \$ .....0 current) .....	0	0	0	0
15. Amounts due to parent, subsidiaries and affiliates .....	200,148	0	200,148	1,458
16. Derivatives .....	0	0	0	0
17. Payable for securities .....	0	0	0	0
18. Payable for securities lending .....	0	0	0	0
19. Funds held under reinsurance treaties (with \$ .....0 authorized reinsurers, \$ .....0 unauthorized reinsurers and \$ .....0 certified reinsurers).....	0	0	0	0
20. Reinsurance in unauthorized and certified (\$ .....0 ) companies .....	0	0	0	0
21. Net adjustments in assets and liabilities due to foreign exchange rates .....	0	0	0	0
22. Liability for amounts held under uninsured plans .....	0	0	0	0
23. Aggregate write-ins for other liabilities (including \$ .....0 current) .....	0	0	0	0
24. Total liabilities (Lines 1 to 23) .....	200,666	0	200,666	2,313
25. Aggregate write-ins for special surplus funds .....	XXX	XXX	0	0
26. Common capital stock .....	XXX	XXX	10	10
27. Preferred capital stock .....	XXX	XXX	0	0
28. Gross paid in and contributed surplus .....	XXX	XXX	1,899,990	1,899,990
29. Surplus notes .....	XXX	XXX	0	0
30. Aggregate write-ins for other than special surplus funds .....	XXX	XXX	0	0
31. Unassigned funds (surplus) .....	XXX	XXX	26,466	13,368
32. Less treasury stock, at cost:				
32.1 .....0 shares common (value included in Line 26 \$ .....0 ) .....	XXX	XXX	0	0
32.2 .....0 shares preferred (value included in Line 27 \$ .....0 ) .....	XXX	XXX	0	0
33. Total capital and surplus (Lines 25 to 31 minus Line 32) .....	XXX	XXX	1,926,466	1,913,368
34. Total liabilities, capital and surplus (Lines 24 and 33)	XXX	XXX	2,127,132	1,915,681
DETAILS OF WRITE-INS				
2301. ....	0	0	0	0
2302. ....	0	0	0	0
2303. ....	0	0	0	0
2398. Summary of remaining write-ins for Line 23 from overflow page .....	0	0	0	0
2399. Totals (Lines 2301 through 2303 plus 2398)(Line 23 above)	0	0	0	0
2501. ....	XXX	XXX	0	0
2502. ....	XXX	XXX	0	0
2503. ....	XXX	XXX	0	0
2598. Summary of remaining write-ins for Line 25 from overflow page .....	XXX	XXX	0	0
2599. Totals (Lines 2501 through 2503 plus 2598)(Line 25 above)	XXX	XXX	0	0
3001. ....	XXX	XXX	0	0
3002. ....	XXX	XXX	0	0
3003. ....	XXX	XXX	0	0
3098. Summary of remaining write-ins for Line 30 from overflow page .....	XXX	XXX	0	0
3099. Totals (Lines 3001 through 3003 plus 3098)(Line 30 above)	XXX	XXX	0	0

STATEMENT OF REVENUE AND EXPENSES

	Current Year To Date		Prior Year To Date	Prior Year Ended December 31
	1 Uncovered	2 Total	3 Total	4 Total
1. Member Months .....	XXX	0	0	0
2. Net premium income ( including \$ .....0 non-health premium income).....	XXX	0	0	0
3. Change in unearned premium reserves and reserve for rate credits.....	XXX	0	0	0
4. Fee-for-service (net of \$ .....0 medical expenses).....	XXX	0	0	0
5. Risk revenue .....	XXX	0	0	0
6. Aggregate write-ins for other health care related revenues .....	XXX	0	0	0
7. Aggregate write-ins for other non-health revenues .....	XXX	0	0	0
8. Total revenues (Lines 2 to 7) .....	XXX	0	0	0
<b>Hospital and Medical:</b>				
9. Hospital/medical benefits .....	0	0	0	0
10. Other professional services .....	0	0	0	0
11. Outside referrals .....	0	0	0	0
12. Emergency room and out-of-area .....	0	0	0	0
13. Prescription drugs .....	0	0	0	0
14. Aggregate write-ins for other hospital and medical .....	0	0	0	0
15. Incentive pool, withhold adjustments and bonus amounts .....	0	0	0	0
16. Subtotal (Lines 9 to 15) .....	0	0	0	0
<b>Less:</b>				
17. Net reinsurance recoveries .....	0	0	0	0
18. Total hospital and medical (Lines 16 minus 17) .....	0	0	0	0
19. Non-health claims (net) .....	0	0	0	0
20. Claims adjustment expenses, including \$ .....0 cost containment expenses .....	0	0	0	0
21. General administrative expenses .....	0	2,169	100	99
22. Increase in reserves for life and accident and health contracts (including \$ .....0 increase in reserves for life only) .....	0	0	0	0
23. Total underwriting deductions (Lines 18 through 22).....	0	2,169	100	99
24. Net underwriting gain or (loss) (Lines 8 minus 23) .....	XXX	(2,169)	(100)	(99)
25. Net investment income earned .....	0	18,748	8,381	19,833
26. Net realized capital gains (losses) less capital gains tax of \$ .....0 .....	0	0	0	1
27. Net investment gains (losses) (Lines 25 plus 26) .....	0	18,748	8,381	19,834
28. Net gain or (loss) from agents' or premium balances charged off [(amount recovered \$ .....0 ) (amount charged off \$ .....0 )].....	0	0	0	0
29. Aggregate write-ins for other income or expenses .....	0	0	0	0
30. Net income or (loss) after capital gains tax and before all other federal income taxes (Lines 24 plus 27 plus 28 plus 29) .....	XXX	16,579	8,281	19,735
31. Federal and foreign income taxes incurred .....	XXX	3,481	1,739	4,145
32. Net income (loss) (Lines 30 minus 31) .....	XXX	13,098	6,542	15,590
<b>DETAILS OF WRITE-INS</b>				
0601. ....	XXX	0	0	0
0602. ....	XXX	0	0	0
0603. ....	XXX	0	0	0
0698. Summary of remaining write-ins for Line 6 from overflow page .....	XXX	0	0	0
0699. Totals (Lines 0601 through 0603 plus 0698)(Line 6 above) .....	XXX	0	0	0
0701. ....	XXX	0	0	0
0702. ....	XXX	0	0	0
0703. ....	XXX	0	0	0
0798. Summary of remaining write-ins for Line 7 from overflow page .....	XXX	0	0	0
0799. Totals (Lines 0701 through 0703 plus 0798)(Line 7 above) .....	XXX	0	0	0
1401. ....	0	0	0	0
1402. ....	0	0	0	0
1403. ....	0	0	0	0
1498. Summary of remaining write-ins for Line 14 from overflow page .....	0	0	0	0
1499. Totals (Lines 1401 through 1403 plus 1498)(Line 14 above) .....	0	0	0	0
2901. ....	0	0	0	0
2902. ....	0	0	0	0
2903. ....	0	0	0	0
2998. Summary of remaining write-ins for Line 29 from overflow page .....	0	0	0	0
2999. Totals (Lines 2901 through 2903 plus 2998)(Line 29 above) .....	0	0	0	0

STATEMENT OF REVENUE AND EXPENSES (Continued)

	1 Current Year to Date	2 Prior Year to Date	3 Prior Year Ended December 31
CAPITAL AND SURPLUS ACCOUNT			
33. Capital and surplus prior reporting year.....	1,913,368	1,097,778	1,097,778
34. Net income or (loss) from Line 32 .....	13,098	6,542	15,590
35. Change in valuation basis of aggregate policy and claim reserves .....	0	0	0
36. Change in net unrealized capital gains (losses) less capital gains tax of \$ .....0	0	0	0
37. Change in net unrealized foreign exchange capital gain or (loss) .....	0	0	0
38. Change in net deferred income tax .....	0	0	0
39. Change in nonadmitted assets .....	0	0	0
40. Change in unauthorized and certified reinsurance .....	0	0	0
41. Change in treasury stock .....	0	0	0
42. Change in surplus notes .....	0	0	0
43. Cumulative effect of changes in accounting principles.....	0	0	0
44. Capital Changes:			
44.1 Paid in .....	0	0	0
44.2 Transferred from surplus (Stock Dividend).....	0	0	0
44.3 Transferred to surplus.....	0	0	0
45. Surplus adjustments:			
45.1 Paid in .....	0	0	800,000
45.2 Transferred to capital (Stock Dividend) .....	0	0	0
45.3 Transferred from capital .....	0	0	0
46. Dividends to stockholders .....	0	0	0
47. Aggregate write-ins for gains or (losses) in surplus .....	0	0	0
48. Net change in capital & surplus (Lines 34 to 47) .....	13,098	6,542	815,590
49. Capital and surplus end of reporting period (Line 33 plus 48)	1,926,466	1,104,320	1,913,368
DETAILS OF WRITE-INS			
4701. ....	0	0	0
4702. ....	0	0	0
4703. ....	0	0	0
4798. Summary of remaining write-ins for Line 47 from overflow page .....	0	0	0
4799. Totals (Lines 4701 through 4703 plus 4798)(Line 47 above)	0	0	0

CASH FLOW

	1 Current Year To Date	2 Prior Year To Date	3 Prior Year Ended December 31
<b>Cash from Operations</b>			
1. Premiums collected net of reinsurance .....	0	0	0
2. Net investment income .....	18,695	8,377	18,254
3. Miscellaneous income .....	0	0	0
4. Total (Lines 1 to 3) .....	18,695	8,377	18,254
5. Benefit and loss related payments .....	0	0	0
6. Net transfers to Separate Accounts, Segregated Accounts and Protected Cell Accounts .....	0	0	0
7. Commissions, expenses paid and aggregate write-ins for deductions .....	1,651	100	99
8. Dividends paid to policyholders .....	0	0	0
9. Federal and foreign income taxes paid (recovered) net of \$ .....0 tax on capital gains (losses) .....	135,172	2,630	4,694
10. Total (Lines 5 through 9) .....	136,823	2,730	4,793
11. Net cash from operations (Line 4 minus Line 10) .....	(118,128)	5,647	13,461
<b>Cash from Investments</b>			
12. Proceeds from investments sold, matured or repaid:			
12.1 Bonds .....	0	0	0
12.2 Stocks .....	0	0	0
12.3 Mortgage loans .....	0	0	0
12.4 Real estate .....	0	0	0
12.5 Other invested assets .....	0	0	0
12.6 Net gains or (losses) on cash, cash equivalents and short-term investments .....	0	0	1
12.7 Miscellaneous proceeds .....	0	0	0
12.8 Total investment proceeds (Lines 12.1 to 12.7) .....	0	0	1
13. Cost of investments acquired (long-term only):			
13.1 Bonds .....	100,239	0	325,457
13.2 Stocks .....	0	0	0
13.3 Mortgage loans .....	0	0	0
13.4 Real estate .....	0	0	0
13.5 Other invested assets .....	0	0	0
13.6 Miscellaneous applications .....	0	0	0
13.7 Total investments acquired (Lines 13.1 to 13.6) .....	100,239	0	325,457
14. Net increase (or decrease) in contract loans and premium notes .....	0	0	0
15. Net cash from investments (Line 12.8 minus Line 13.7 and Line 14) .....	(100,239)	0	(325,456)
<b>Cash from Financing and Miscellaneous Sources</b>			
16. Cash provided (applied):			
16.1 Surplus notes, capital notes .....	0	0	0
16.2 Capital and paid in surplus, less treasury stock .....	0	0	800,000
16.3 Borrowed funds .....	0	0	0
16.4 Net deposits on deposit-type contracts and other insurance liabilities .....	0	0	0
16.5 Dividends to stockholders .....	0	0	0
16.6 Other cash provided (applied) .....	198,690	2,087	915
17. Net cash from financing and miscellaneous sources (Line 16.1 through Line 16.4 minus Line 16.5 plus Line 16.6) .....	198,690	2,087	800,915
<b>RECONCILIATION OF CASH, CASH EQUIVALENTS AND SHORT-TERM INVESTMENTS</b>			
18. Net change in cash, cash equivalents and short-term investments (Line 11, plus Lines 15 and 17) .....	(19,677)	7,734	488,920
19. Cash, cash equivalents and short-term investments:			
19.1 Beginning of year .....	1,588,645	1,099,725	1,099,725
19.2 End of period (Line 18 plus Line 19.1) .....	1,568,968	1,107,459	1,588,645

Note: Supplemental disclosures of cash flow information for non-cash transactions:

--	--	--	--

Exhibit of Premiums, Enrollment and Utilization  
**N O N E**

Claims Payable - Aging Analysis of Unpaid Claims  
**N O N E**

Underwriting and Investment Exhibit  
**N O N E**

NOTES TO FINANCIAL STATEMENTS

1. Summary of Significant Accounting Policies and Going Concern

A. Accounting Practices

The accompanying statutory financial statements of Aetna Better Health of Iowa Inc. ("the Company"), indirectly a wholly-owned subsidiary of CVS Health Corporation ("CVS Health"), have been prepared in conformity with accounting practices prescribed or permitted by the Ohio Insurance Division ("Ohio Department") ("Ohio Accounting Practices"). The Ohio Department recognizes only statutory accounting practices prescribed or permitted by the State of Ohio for determining and reporting the financial condition and results of operations of an insurance company, which include accounting practices and procedures adopted by the National Association of Insurance Commissioners' ("NAIC") *Accounting Practices and Procedures Manual* ("NAIC SAP"). On February 22, 2019, the Company re-domesticated to the State of Ohio and received its Certificate of Authority to transact business in Ohio on March 7, 2019. The Company remains licensed in Iowa as a foreign company.

A reconciliation of the Company's net income and surplus between NAIC SAP and practices prescribed and permitted by the State of Ohio for the periods ended June 30, 2019 and December 31, 2018 is as follows:

	SSAP #	F/S Page	F/S Line #	2019	2018
NET INCOME					
(1) State basis (Page 4, Line 32, Columns 2 & 4)	XXX	XXX	XXX	\$13,098	\$15,590
(2) State Prescribed Practices that increase/(decrease) NAIC SAP:					
(3) State Permitted Practices that increase/(decrease) NAIC SAP:					
(4) NAIC SAP (1-2-3=4)	XXX	XXX	XXX	\$13,098	\$15,590
SURPLUS					
(5) State basis (Page 3, Line 33, Columns 3 & 4)	XXX	XXX	XXX	\$1,926,466	\$1,913,368
(6) State Prescribed Practices that increase/(decrease) NAIC SAP:					
(7) State Permitted Practices that increase/(decrease) NAIC SAP:					
(8) NAIC SAP (5-6-7=8)	XXX	XXX	XXX	\$1,926,466	\$1,913,368

B. Use of Estimates in the Preparation of the Financial Statements

The preparation of these financial statements in conformity with Ohio Accounting Practices requires management to make estimates and assumptions that affect the reported amounts of assets and liabilities and revenues and expenses. Actual results could differ from those estimates.

C. Accounting Policies

The Company applies the following significant accounting policies:

(1) No significant change.

(2) Bonds:

Bonds, which include special deposits, are carried at amortized cost except for those bonds with an NAIC designation of 3 through 6, which are carried at the lower of amortized cost or fair value. The amount carried at fair value is not material to the financial statements. Bond premiums and discounts are amortized using the scientific interest method. When quoted prices in active markets for identical assets are available, the Company uses these quoted market prices to determine the fair value of bonds. This is used primarily for U.S. government securities. In other cases where a quoted market price for identical assets in an active market is either not available or not observable, the Company estimates fair values using valuation methodologies based on available and observable market information or by using a matrix pricing model. If quoted market prices are not available, the Company determines fair value using broker quotes or an internal



STATEMENT AS OF JUNE 30, 2019 OF THE Aetna Better Health of Iowa Inc.

analysis of each investment's financial performance and cash flow projections. The Company had no investments where fair value was determined using broker quotes or an internal analysis of financial performance and cash flow projections. Bonds include all investments whose maturity is greater than one year when purchased. Loan-backed and structured securities are carried at amortized cost adjusted for unamortized premiums and discounts. Premiums and discounts on loan-backed and structured securities are amortized using the interest method over the estimated remaining term of the securities, adjusted for anticipated prepayments. All adjustments between amortized cost and carrying value are reflected in unrealized capital gains and losses and are reported as direct adjustments to surplus. Bonds are recorded as purchases or sales on the trade date.

The Company periodically reviews its bonds to determine whether a decline in fair value below the carrying value is other-than-temporary. For bonds, other than loan-backed and structured securities, an other-than-temporary impairment ("OTTI") shall be recorded if it is probable that the Company will be unable to collect all amounts due according to the contractual terms in effect at the date of acquisition. Declines deemed to be OTTI in the cost basis are recognized as realized capital losses. Yield-related impairments are deemed other-than-temporary when the Company intends to sell an investment at the reporting date before recovery of the cost of the investment.

For loan-backed and structured securities, the Company records OTTI when the fair value of the loan-backed or structured security is less than the amortized cost basis at the balance sheet date and (1) the Company intends to sell the investment, or (2) the Company does not have the intent and ability to retain the investment for the time sufficient to recover the amortized cost basis, or (3) the Company does not expect to recover the entire amortized cost basis of the security, even if it does not intend to sell the security and has the intent and ability to hold. If it is determined an OTTI has occurred because of (1) or (2), the amount of the OTTI is equal to the difference between the amortized cost and the fair value of the security at the balance sheet date and this difference is recorded as a realized capital loss. If it is determined an OTTI has occurred because of (3), the amount of the OTTI is equal to the difference between the amortized cost and the present value of cash flows expected to be collected, discounted at the loan-backed or structured security's effective interest rate and this difference is also accounted for as a realized capital loss.

The Company analyzes all relevant facts and circumstances for each investment when performing its analysis to determine whether an OTTI exists. Among the factors considered in evaluating whether a decline is other-than-temporary, management considers whether the decline in fair value results from a change in the quality of the investment security itself, whether the decline results from a downward movement in the market as a whole, the prospects for realizing the carrying value of the bond based on the investee's current and short-term prospects for recovery and other factors. The risks inherent in assessing the impairment of an investment include the risk that market factors may differ from the Company's expectations and the risk that facts and circumstances factored into its assessment may change with the passage of time. Unexpected changes to market factors and circumstances that were not present in past reporting periods may result in a current period decision to sell securities that were not other-than-temporarily-impaired in prior reporting periods.

(3) through (21): No significant change.

D. Going Concern

As of August 13, 2019, management has evaluated whether there are conditions or events, considered in the aggregate, that raise substantial doubt about the Company's ability to continue as a going concern and management has determined that it is not probable that the Company will be unable to meet its obligations as they become due within one year after the financial statements are available to be issued. Management will continuously evaluate the Company's ability to continue as a going concern and will take appropriate action and will make appropriate disclosures if there is any change in any condition or events that would raise substantial doubt about the Company's ability to continue as a going concern.

2. Accounting Changes and Corrections of Errors

The Company did not have any accounting changes or corrections of errors in the period ended June 30, 2019.

3. Business Combinations and Goodwill

No significant change.

4. Discontinued Operations

No significant change.

5. Investments

A. through C: No significant change.

D. Loan-Backed Securities

- (1) Prepayment assumptions for single class and multi-class mortgage backed/asset backed securities were obtained from industry market sources.

STATEMENT AS OF JUNE 30, 2019 OF THE Aetna Better Health of Iowa Inc.

- (2) The Company had no other-than-temporary impairment ("OTTI") losses during the second quarter of 2019 on loan-backed and structured securities in which the Company had the (1) intent to sell, (2) did not have the intent and ability to retain for a period of time sufficient to recover the amortized cost basis or (3) present value of cash flows expected to be collected is less than the amortized cost basis of the securities in accordance with Statements of Statutory Accounting Principles ("SSAP") No. 43R, *Loan-Backed and Structured Securities* ("SSAP No. 43R").
- (3) The Company had no recognized OTTI on loan-backed and structured securities currently held, in which the present value of cash flows expected to be collected is less than the amortized cost basis, at the reporting date June 30, 2019.
- (4) The Company had no unrealized loss position on loan-backed and structured securities held by the Company at June 30, 2019.

E. Dollar Repurchase Agreements and/or Securities Lending Transactions

- (1) and (2): No significant change.
- (3) Neither the Company nor its agent has accepted collateral that is permitted by contract or custom to sell or repledge as of June 30, 2019.
- (4) through (7): No significant change.
- F. The Company did not have any repurchase agreements transactions accounted for as secured borrowing at June 30, 2019.
- G. The Company did not have any reverse repurchase agreements transactions accounted for as secured at June 30, 2019.
- H. The Company did not have any repurchase agreements transactions accounted for as a sale at June 30, 2019.
- I. The Company did not have any reverse repurchase agreements transactions accounted for as a sale at June 30, 2019.
- J. through L: No significant change.
- M. The Company did not have any working capital finance investments at June 30, 2019.
- N. The Company did not have any offsetting and netting of financial assets or liabilities at June 30, 2019.
- O. through R: No significant change.

6. Joint Ventures, Partnerships and Limited Liability Companies

No significant change.

7. Investment Income

No significant change.

8. Derivative Instruments

The Company did not have any derivative instruments at June 30, 2019.

9. Income Taxes

No significant change.

10. Information Concerning Parent, Subsidiaries, Affiliates and Other Related Parties

No significant change.

11. Debt

A. The Company did not have any items related to debt, including capital notes at June 30, 2019.

B. The Company did not have any Federal Home Loan Bank agreements at June 30, 2019.

12. Retirement Plans, Deferred Compensation Postemployment Benefits and Compensated Absences and Other Postretirement Benefit Plans

## STATEMENT AS OF JUNE 30, 2019 OF THE Aetna Better Health of Iowa Inc.

The Company did not have a retirement plan, deferred compensation plan, or other postretirement benefit plan at June 30, 2019.

13. Capital and Surplus, Shareholders' Dividend Restrictions and Quasi-Reorganizations

No significant change.

14. Liabilities, Contingencies and Assessments

No significant change.

15. Leases

No significant change.

16. Information About Financial Instruments with Off-Balance Sheet Risk and Financial Instruments with Concentrations of Credit Risk

No significant change.

17. Sale, Transfer and Servicing of Financial Assets and Extinguishments of Liabilities

A. Transfers of Receivables Reported as Sales

No significant change.

B. Transfer and Servicing of Financial Assets

(1) No significant change.

(2) and (3): The Company did not have any servicing assets or liabilities at June 30, 2019.

(4) The Company did not have any securitized financial assets at June 30, 2019.

(5) through (7): No significant change.

C. Wash Sales

(1) The Company did not have any wash sales for the period ended June 30, 2019.

18. Gain or Loss to the Reporting Entity from Uninsured Plans and the Uninsured Portion of Partially Insured Plans

No significant change.

19. Direct Premium Written/Produced by Managing General Agents/Third Party Administrators

No significant change.

20. Fair Value Measurements

A. and B.

The Company had no material assets or liabilities measured and reported at fair value at June 30, 2019

Certain of the Company's financial instruments are measured at fair value in the financial statements. The fair values of these instruments are based on valuations that include inputs that can be classified within one of three levels of a hierarchy established by U.S. generally accepted accounting principles. The following are the levels of the hierarchy and a brief description of the type of valuation information ("inputs") that qualifies a financial asset or liability for each level:

**Level 1** - Unadjusted quoted prices for identical assets or liabilities in active markets.

**Level 2** - Inputs other than Level 1 that are based on observable market data. These include quoted prices for similar assets in active markets, quoted prices for identical assets in inactive markets, inputs that are observable that are not prices (such as interest rates and credit risks) and inputs that are derived from or corroborated by observable markets.

**Level 3** - Developed from unobservable data, reflecting our own assumptions.

Financial assets and liabilities are classified based upon the lowest level of input that is significant to the valuation. When quoted prices in active markets for identical assets and liabilities are available, the Company uses these quoted market prices to determine the fair value of financial assets and liabilities and classify these assets and liabilities as Level 1. In other cases where a quoted market price for identical assets and liabilities in an active market

STATEMENT AS OF JUNE 30, 2019 OF THE Aetna Better Health of Iowa Inc.

is either not available or not observable, we estimate fair value using valuation methodologies based on available and observable market information or by using a matrix pricing model. These financial assets and liabilities would then be classified as Level 2. If quoted market prices are not available, we determine fair value using broker quotes or an internal analysis of each investment's financial performance and cash flow projections. Thus, financial assets and liabilities may be classified in Level 3 even though there may be some significant inputs that may be observable.

C. The carrying values and estimated fair values of the Company's financial instruments at June 30, 2019 were as follows:

Type of Financial Instrument	Aggregate Fair Value	Admitted Assets	(Level 1)	(Level 2)	(Level 3)	Not Practicable (Carrying Value)	Net Asset Value (NAV) Included in Level 2
Bonds, Short Term, and Cash Equivalents	\$1,892,852	\$1,887,883	\$1,888,625	\$4,227	\$—	\$—	\$—

There were no material realized and unrealized capital gains, purchases, sales, settlements, or transfers into or out of the Company's Level 3 financial assets at June 30, 2019. There were no transfers between the Company's Level 1 or 2 financial assets at June 30, 2019.

In evaluating the Company's management of interest rate and liquidity risk and currency exposures, the fair values of all assets and liabilities should be taken into consideration, not only those presented above.

D. The Company did not have any financial instruments where it was not practicable to estimate the fair value.

E. The Company has not elected to use the net asset value practical expedient to fair value to measure its investments.

21. Other Items

No significant change.

22. Events Subsequent

A. Type I - Recognized Subsequent Events

Subsequent events have been considered through August 13, 2019 for the statutory statement issued on August 14, 2019.

The Company had no known reportable recognized subsequent events.

B. Type II - Non-Recognized Subsequent Events

Subsequent events have been considered through August 13, 2019 for the statutory statement issued on August 14, 2019.

The Company had no known reportable non-recognized subsequent events.

23. Reinsurance

No significant change.

24. Retrospectively Rated Contracts and Contracts Subject to Redetermination

A. through D: No significant change.

E. Risk Sharing Provisions of the Affordable Care Act

(1) Did the reporting entity write accident and health insurance premium which is subject to the ACA risk sharing provisions (YES/NO)?    Yes [   ]    No [ X ].

(2) through (5): Not applicable.

25. Change in Incurred Claims and Claims Adjustment Expenses

There was no material change in incurred claims and claims adjustment expense at June 30, 2019.

26. Intercompany Pooling Arrangements

No significant change.

27. Structured Settlements

No significant change.

STATEMENT AS OF JUNE 30, 2019 OF THE Aetna Better Health of Iowa Inc.

- 28.    Health Care Receivables  
      No significant change.
- 29.    Participating Policies  
      No significant change.
- 30.    Premium Deficiency Reserves  
      No significant change.
- 31.    Anticipated Salvage and Subrogation  
      No significant change.

STATEMENT AS OF JUNE 30, 2019 OF THE Aetna Better Health of Iowa Inc.

GENERAL INTERROGATORIES

PART 1 - COMMON INTERROGATORIES

GENERAL

- 1.1

Did the reporting entity experience any material transactions requiring the filing of Disclosure of Material Transactions with the State of Domicile, as required by the Model Act? .....

Yes ☐ No ☒
- 1.2

If yes, has the report been filed with the domiciliary state? .....

Yes ☐ No ☐
- 2.1

Has any change been made during the year of this statement in the charter, by-laws, articles of incorporation, or deed of settlement of the reporting entity? .....

Yes ☒ No ☐
- 2.2

If yes, date of change: .....

06/18/2019
- 3.1

Is the reporting entity a member of an Insurance Holding Company System consisting of two or more affiliated persons, one or more of which is an insurer? .....

If yes, complete Schedule Y, Parts 1 and 1A.

Yes ☒ No ☐
- 3.2

Have there been any substantial changes in the organizational chart since the prior quarter end? .....

Yes ☒ No ☐
- 3.3

If the response to 3.2 is yes, provide a brief description of those changes.  
On May 10, 2019, Tianjin An Hai Tai Hua Medical Information Technology Co., Ltd was dissolved. On June 4, 2019, Broadspire National Services, Inc. was dissolved.
- 3.4

Is the reporting entity publicly traded or a member of a publicly traded group? .....

Yes ☒ No ☐
- 3.5

If the response to 3.4 is yes, provide the CIK (Central Index Key) code issued by the SEC for the entity/group. ....

0000064803
- 4.1

Has the reporting entity been a party to a merger or consolidation during the period covered by this statement? .....

If yes, complete and file the merger history data file with the NAIC for the annual filing corresponding to this period.

Yes ☐ No ☒
- 4.2

If yes, provide the name of the entity, NAIC Company Code, and state of domicile (use two letter state abbreviation) for any entity that has ceased to exist as a result of the merger or consolidation.

1	2	3
Name of Entity	NAIC Company Code	State of Domicile
5.

If the reporting entity is subject to a management agreement, including third-party administrator(s), managing general agent(s), attorney-in-fact, or similar agreement, have there been any significant changes regarding the terms of the agreement or principals involved? .....

If yes, attach an explanation.

Yes ☐ No ☒ N/A ☐
- 6.1

State as of what date the latest financial examination of the reporting entity was made or is being made. ....

12/31/2015
- 6.2

State the as of date that the latest financial examination report became available from either the state of domicile or the reporting entity. This date should be the date of the examined balance sheet and not the date the report was completed or released. ....

12/31/2015
- 6.3

State as of what date the latest financial examination report became available to other states or the public from either the state of domicile or the reporting entity. This is the release date or completion date of the examination report and not the date of the examination (balance sheet date). ....

07/06/2017
- 6.4

By what department or departments?  
Iowa Insurance Division
- 6.5

Have all financial statement adjustments within the latest financial examination report been accounted for in a subsequent financial statement filed with Departments? .....

Yes ☐ No ☐ N/A ☒
- 6.6

Have all of the recommendations within the latest financial examination report been complied with? .....

Yes ☐ No ☐ N/A ☒
- 7.1

Has this reporting entity had any Certificates of Authority, licenses or registrations (including corporate registration, if applicable) suspended or revoked by any governmental entity during the reporting period? .....

Yes ☐ No ☒
- 7.2

If yes, give full information:
- 8.1

Is the company a subsidiary of a bank holding company regulated by the Federal Reserve Board? .....

Yes ☐ No ☒
- 8.2

If response to 8.1 is yes, please identify the name of the bank holding company.
- 8.3

Is the company affiliated with one or more banks, thrifts or securities firms? .....

Yes ☐ No ☒
- 8.4

If response to 8.3 is yes, please provide below the names and location (city and state of the main office) of any affiliates regulated by a federal regulatory services agency [i.e. the Federal Reserve Board (FRB), the Office of the Comptroller of the Currency (OCC), the Federal Deposit Insurance Corporation (FDIC) and the Securities Exchange Commission (SEC)] and identify the affiliate's primary federal regulator.

1	2	3	4	5	6
Affiliate Name	Location (City, State)	FRB	OCC	FDIC	SEC

GENERAL INTERROGATORIES

- 9.1

Are the senior officers (principal executive officer, principal financial officer, principal accounting officer or controller, or persons performing similar functions) of the reporting entity subject to a code of ethics, which includes the following standards? (a) Honest and ethical conduct, including the ethical handling of actual or apparent conflicts of interest between personal and professional relationships; (b) Full, fair, accurate, timely and understandable disclosure in the periodic reports required to be filed by the reporting entity; (c) Compliance with applicable governmental laws, rules and regulations; (d) The prompt internal reporting of violations to an appropriate person or persons identified in the code; and (e) Accountability for adherence to the code.

Yes [ X ] No [ ]
- 9.11

If the response to 9.1 is No, please explain:
- 9.2

Has the code of ethics for senior managers been amended?

Yes [ X ] No [ ]
- 9.21

If the response to 9.2 is Yes, provide information related to amendment(s).  
In the first quarter of 2019, the Code of Conduct was amended to remove content related to the Caremark Corporate Integrity Agreement ("CIA") with the Office of the Inspector General as the CIA expired in March 2019.
- 9.3

Have any provisions of the code of ethics been waived for any of the specified officers?

Yes [ ] No [ X ]
- 9.31

If the response to 9.3 is Yes, provide the nature of any waiver(s).

FINANCIAL

- 10.1

Does the reporting entity report any amounts due from parent, subsidiaries or affiliates on Page 2 of this statement?

Yes [ ] No [ X ]
- 10.2

If yes, indicate any amounts receivable from parent included in the Page 2 amount:

\$ 0

INVESTMENT

- 11.1

Were any of the stocks, bonds, or other assets of the reporting entity loaned, placed under option agreement, or otherwise made available for use by another person? (Exclude securities under securities lending agreements.)

Yes [ ] No [ X ]
- 11.2

If yes, give full and complete information relating thereto:
12.

Amount of real estate and mortgages held in other invested assets in Schedule BA:

\$ 0
13.

Amount of real estate and mortgages held in short-term investments:

\$ 0
- 14.1

Does the reporting entity have any investments in parent, subsidiaries and affiliates?

Yes [ ] No [ X ]
- 14.2

If yes, please complete the following:
- |   | 1<br>Prior Year-End<br>Book/Adjusted<br>Carrying Value | 2<br>Current Quarter<br>Book/Adjusted<br>Carrying Value |
|---|--|---|
| 14.21 Bonds   | \$ 0   | \$ 0  |
| 14.22 Preferred Stock   | \$ 0   | \$ 0  |
| 14.23 Common Stock  | \$ 0   | \$ 0  |
| 14.24 Short-Term Investments  | \$ 0   | \$ 0  |
| 14.25 Mortgage Loans on Real Estate   | \$ 0   | \$ 0  |
| 14.26 All Other   | \$ 0   | \$ 0  |
| 14.27 Total Investment in Parent, Subsidiaries and Affiliates (Subtotal Lines 14.21 to 14.26) | \$ 0   | \$ 0  |
| 14.28 Total Investment in Parent included in Lines 14.21 to 14.26 above                       | \$ 0   | \$ 0  |
- 15.1

Has the reporting entity entered into any hedging transactions reported on Schedule DB?

Yes [ ] No [ X ]
- 15.2

If yes, has a comprehensive description of the hedging program been made available to the domiciliary state?  
If no, attach a description with this statement.

Yes [ ] No [ ]
16.

For the reporting entity's security lending program, state the amount of the following as of the current statement date:
- 16.1

Total fair value of reinvested collateral assets reported on Schedule DL, Parts 1 and 2.

\$ 0
- 16.2

Total book adjusted/carrying value of reinvested collateral assets reported on Schedule DL, Parts 1 and 2

\$ 0
- 16.3

Total payable for securities lending reported on the liability page.

\$ 0

STATEMENT AS OF JUNE 30, 2019 OF THE Aetna Better Health of Iowa Inc.

GENERAL INTERROGATORIES

17. Excluding items in Schedule E - Part 3 - Special Deposits, real estate, mortgage loans and investments held physically in the reporting entity's offices, vaults or safety deposit boxes, were all stocks, bonds and other securities, owned throughout the current year held pursuant to a custodial agreement with a qualified bank or trust company in accordance with Section 1, III - General Examination Considerations, F. Outsourcing of Critical Functions, Custodial or Safekeeping Agreements of the NAIC Financial Condition Examiners Handbook? ..... Yes [ X ] No [ ]
- 17.1 For all agreements that comply with the requirements of the NAIC Financial Condition Examiners Handbook, complete the following:

1 Name of Custodian(s)	2 Custodian Address
State Street Bank and Trust Company .....	State Street Financial Center; One Lincoln Street; Boston, MA 02111-2900 .....

- 17.2 For all agreements that do not comply with the requirements of the NAIC Financial Condition Examiners Handbook, provide the name, location and a complete explanation:

1 Name(s)	2 Location(s)	3 Complete Explanation(s)

- 17.3 Have there been any changes, including name changes, in the custodian(s) identified in 17.1 during the current quarter? ..... Yes [ ] No [ X ]
- 17.4 If yes, give full information relating thereto:

1 Old Custodian	2 New Custodian	3 Date of Change	4 Reason

- 17.5 Investment management – Identify all investment advisors, investment managers, broker/dealers, including individuals that have the authority to make investment decisions on behalf of the reporting entity. For assets that are managed internally by employees of the reporting entity, note as such. ["...that have access to the investment accounts"; "...handle securities"]

1 Name of Firm or Individual	2 Affiliation
Kevin J. Casey as Sr. Investment Officer .....	A.....

17.5097 For those firms/individuals listed in the table for Question 17.5, do any firms/individuals unaffiliated with the reporting entity (i.e. designated with a "U") manage more than 10% of the reporting entity's assets?..... Yes [ ] No [ X ]

17.5098 For firms/individuals unaffiliated with the reporting entity (i.e. designated with a "U") listed in the table for Question 17.5, does the total assets under management aggregate to more than 50% of the reporting entity's assets?..... Yes [ ] No [ X ]

- 17.6 For those firms or individuals listed in the table for 17.5 with an affiliation code of "A" (affiliated) or "U" (unaffiliated), provide the information for the table below.

1 Central Registration Depository Number	2 Name of Firm or Individual	3 Legal Entity Identifier (LEI)	4 Registered With	5 Investment Management Agreement (IMA) Filed
N/A .....	Kevin J. Casey .....	.....	Not registered .....	.....

- 18.1 Have all the filing requirements of the Purposes and Procedures Manual of the NAIC Investment Analysis Office been followed? ..... Yes [ X ] No [ ]
- 18.2 If no, list exceptions:

19. By self-designating 5GI securities, the reporting entity is certifying the following elements for each self-designated 5GI security:

a. Documentation necessary to permit a full credit analysis of the security does not exist or an NAIC CRP credit rating for an FE or PL security is not available.  
b. Issuer or obligor is current on all contracted interest and principal payments.  
c. The insurer has an actual expectation of ultimate payment of all contracted interest and principal.

Has the reporting entity self-designated 5GI securities? ..... Yes [ ] No [ X ]
20. By self-designating PLGI securities, the reporting entity is certifying the following elements of each self-designated PLGI security:

a. The security was purchased prior to January 1, 2018.  
b. The reporting entity is holding capital commensurate with the NAIC Designation reported for the security.  
c. The NAIC Designation was derived from the credit rating assigned by an NAIC CRP in its legal capacity as a NRSRO which is shown on a current private letter rating held by the insurer and available for examination by state insurance regulators.  
d. The reporting entity is not permitted to share this credit rating of the PL security with the SVO.

Has the reporting entity self-designated PLGI securities? ..... Yes [ ] No [ X ]



GENERAL INTERROGATORIES

PART 2 - HEALTH

1.

Operating Percentages:

1.1 A&H loss percent

0.0 %

1.2 A&H cost containment percent

0.0 %

1.3 A&H expense percent excluding cost containment expenses

0.0 %

2.1

Do you act as a custodian for health savings accounts?

Yes [ ] No [ X ]

2.2

If yes, please provide the amount of custodial funds held as of the reporting date

\$0

2.3

Do you act as an administrator for health savings accounts?

Yes [ ] No [ X ]

2.4

If yes, please provide the balance of the funds administered as of the reporting date

\$0

3.

Is the reporting entity licensed or chartered, registered, qualified, eligible or writing business in at least two states?

Yes [ X ] No [ ]

3.1

If no, does the reporting entity assume reinsurance business that covers risks residing in at least one state other than the state of domicile of the reporting entity?

Yes [ ] No [ ]

STATEMENT AS OF JUNE 30, 2019 OF THE Aetna Better Health of Iowa Inc.

## SCHEDULE S - CEDED REINSURANCE

Showing All New Reinsurance Treaties - Current Year to Date

[illegible]

SCHEDULE T - PREMIUMS AND OTHER CONSIDERATIONS

Current Year to Date - Allocated by States and Territories

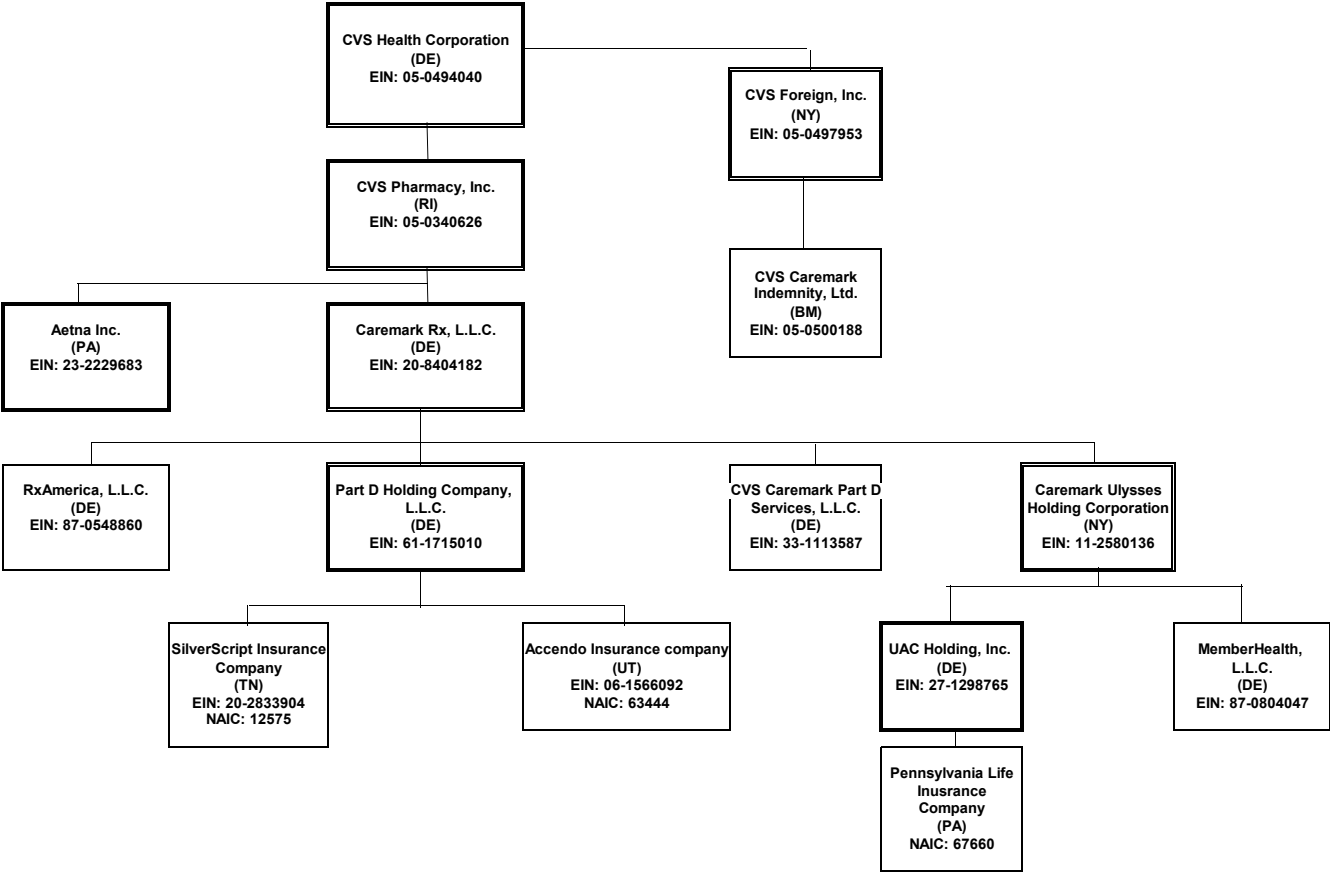
		1	Direct Business Only							
		Active Status (a)	Accident and Health Premiums	Medicare Title XVIII	Medicaid Title XIX	Federal Employees Health Benefits Program Premiums	Life and Annuity Premiums & Other Considerations	Property/ Casualty Premiums	Total Columns 2 Through 7	Deposit-Type Contracts
States, etc.										
1.	Alabama..... AL	N	0	0	0	0	0	0	0	0
2.	Alaska..... AK	N	0	0	0	0	0	0	0	0
3.	Arizona..... AZ	N	0	0	0	0	0	0	0	0
4.	Arkansas..... AR	N	0	0	0	0	0	0	0	0
5.	California..... CA	N	0	0	0	0	0	0	0	0
6.	Colorado..... CO	N	0	0	0	0	0	0	0	0
7.	Connecticut..... CT	N	0	0	0	0	0	0	0	0
8.	Delaware..... DE	N	0	0	0	0	0	0	0	0
9.	District of Columbia..... DC	N	0	0	0	0	0	0	0	0
10.	Florida..... FL	N	0	0	0	0	0	0	0	0
11.	Georgia..... GA	N	0	0	0	0	0	0	0	0
12.	Hawaii..... HI	N	0	0	0	0	0	0	0	0
13.	Idaho..... ID	N	0	0	0	0	0	0	0	0
14.	Illinois..... IL	N	0	0	0	0	0	0	0	0
15.	Indiana..... IN	N	0	0	0	0	0	0	0	0
16.	Iowa..... IA	L	0	0	0	0	0	0	0	0
17.	Kansas..... KS	N	0	0	0	0	0	0	0	0
18.	Kentucky..... KY	N	0	0	0	0	0	0	0	0
19.	Louisiana..... LA	N	0	0	0	0	0	0	0	0
20.	Maine..... ME	N	0	0	0	0	0	0	0	0
21.	Maryland..... MD	N	0	0	0	0	0	0	0	0
22.	Massachusetts..... MA	N	0	0	0	0	0	0	0	0
23.	Michigan..... MI	N	0	0	0	0	0	0	0	0
24.	Minnesota..... MN	N	0	0	0	0	0	0	0	0
25.	Mississippi..... MS	N	0	0	0	0	0	0	0	0
26.	Missouri..... MO	N	0	0	0	0	0	0	0	0
27.	Montana..... MT	N	0	0	0	0	0	0	0	0
28.	Nebraska..... NE	N	0	0	0	0	0	0	0	0
29.	Nevada..... NV	N	0	0	0	0	0	0	0	0
30.	New Hampshire..... NH	N	0	0	0	0	0	0	0	0
31.	New Jersey..... NJ	N	0	0	0	0	0	0	0	0
32.	New Mexico..... NM	N	0	0	0	0	0	0	0	0
33.	New York..... NY	N	0	0	0	0	0	0	0	0
34.	North Carolina..... NC	N	0	0	0	0	0	0	0	0
35.	North Dakota..... ND	N	0	0	0	0	0	0	0	0
36.	Ohio..... OH	L	0	0	0	0	0	0	0	0
37.	Oklahoma..... OK	N	0	0	0	0	0	0	0	0
38.	Oregon..... OR	N	0	0	0	0	0	0	0	0
39.	Pennsylvania..... PA	N	0	0	0	0	0	0	0	0
40.	Rhode Island..... RI	N	0	0	0	0	0	0	0	0
41.	South Carolina..... SC	N	0	0	0	0	0	0	0	0
42.	South Dakota..... SD	N	0	0	0	0	0	0	0	0
43.	Tennessee..... TN	N	0	0	0	0	0	0	0	0
44.	Texas..... TX	N	0	0	0	0	0	0	0	0
45.	Utah..... UT	N	0	0	0	0	0	0	0	0
46.	Vermont..... VT	N	0	0	0	0	0	0	0	0
47.	Virginia..... VA	N	0	0	0	0	0	0	0	0
48.	Washington..... WA	N	0	0	0	0	0	0	0	0
49.	West Virginia..... WV	N	0	0	0	0	0	0	0	0
50.	Wisconsin..... WI	N	0	0	0	0	0	0	0	0
51.	Wyoming..... WY	N	0	0	0	0	0	0	0	0
52.	American Samoa..... AS	N	0	0	0	0	0	0	0	0
53.	Guam..... GU	N	0	0	0	0	0	0	0	0
54.	Puerto Rico..... PR	N	0	0	0	0	0	0	0	0
55.	U.S. Virgin Islands..... VI	N	0	0	0	0	0	0	0	0
56.	Northern Mariana Islands..... MP	N	0	0	0	0	0	0	0	0
57.	Canada..... CAN	N	0	0	0	0	0	0	0	0
58.	Aggregate Other Aliens..... OT	XXX	0	0	0	0	0	0	0	0
59.	Subtotal	XXX	0	0	0	0	0	0	0	0
60.	Reporting Entity Contributions for Employee Benefit Plans	XXX	0	0	0	0	0	0	0	0
61.	Totals (Direct Business)	XXX	0	0	0	0	0	0	0	0
DETAILS OF WRITE-INS										
58001.		XXX								
58002.		XXX								
58003.		XXX								
58998.	Summary of remaining write-ins for Line 58 from overflow page	XXX	0	0	0	0	0	0	0	0
58999.	Totals (Lines 58001 through 58003 plus 58998)(Line 58 above)	XXX	0	0	0	0	0	0	0	0

(a) Active Status Counts:  
L - Licensed or Chartered - Licensed Insurance carrier or domiciled RRG.....2 R - Registered - Non-domiciled RRGs.....0  
E - Eligible - Reporting entities eligible or approved to write surplus lines in the state.....0 Q - Qualified - Qualified or accredited reinsurer.....0  
N - None of the above - Not allowed to write business in the state.....55

STATEMENT AS OF JUNE 30, 2019 OF THE Aetna Better Health of Iowa Inc.

SCHEDULE Y - INFORMATION CONCERNING ACTIVITIES OF INSURANCE MEMBERS OF A HOLDING COMPANY GROUP

PART 1 - ORGANIZATIONAL CHART



This organizational chart reflects the insurance entity reporting system and identifies the relationship between the ultimate parent and all member insurers. The ultimate controlling company is a Fortune 7 company with numerous subsidiaries, the majority of which do not interact with the insurance entities.

(1) Insurers/HMO's

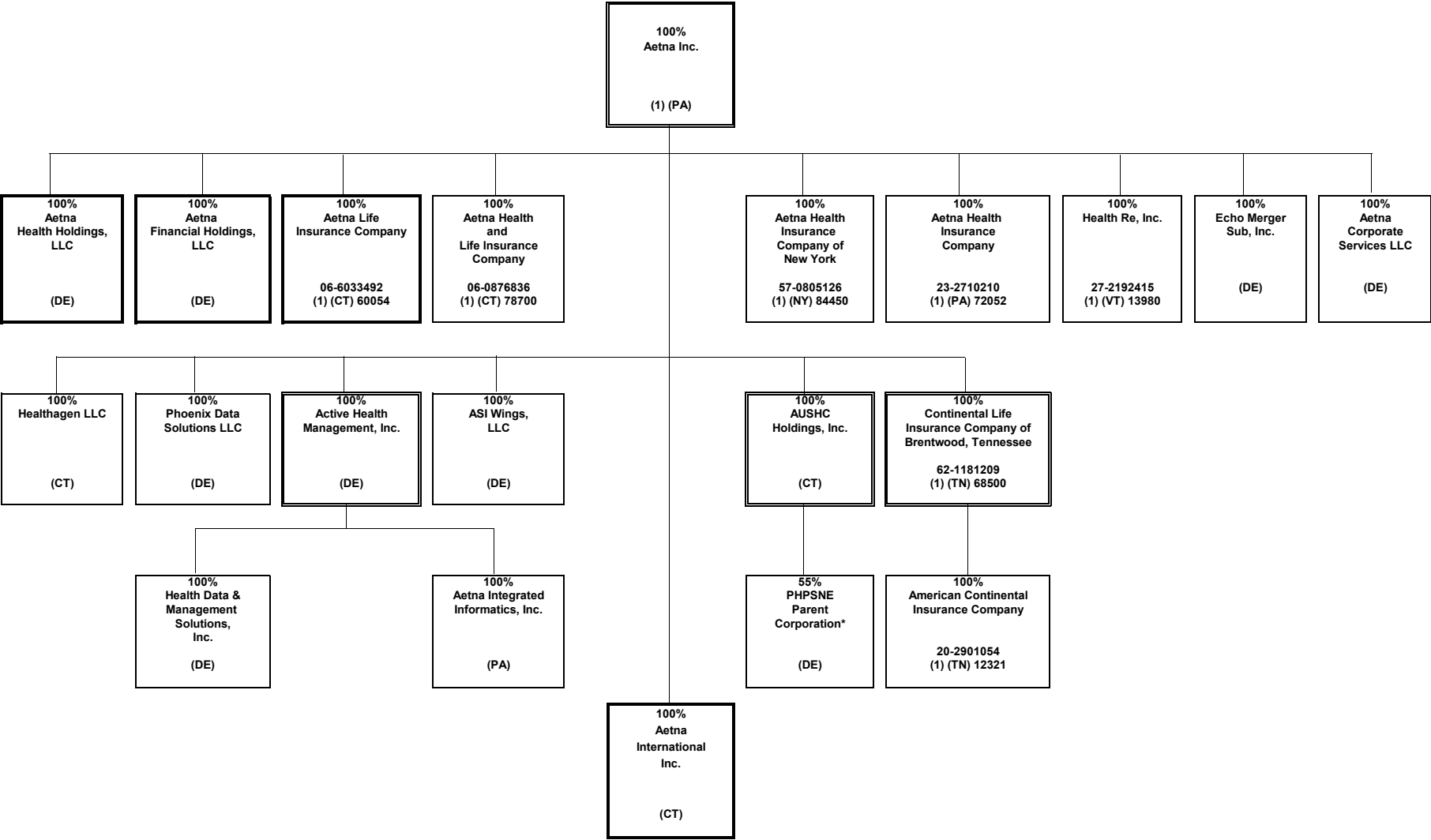
Percentages are rounded to the nearest whole percent and based on ownership of voting rights.

Double borders indicate entity has subsidiaries shown on the same page.

Bold borders indicate entity has subsidiaries shown on a separate page.

SCHEDULE Y - INFORMATION CONCERNING ACTIVITIES OF INSURANCE MEMBERS OF A HOLDING COMPANY GROUP

PART 1 - ORGANIZATIONAL CHART

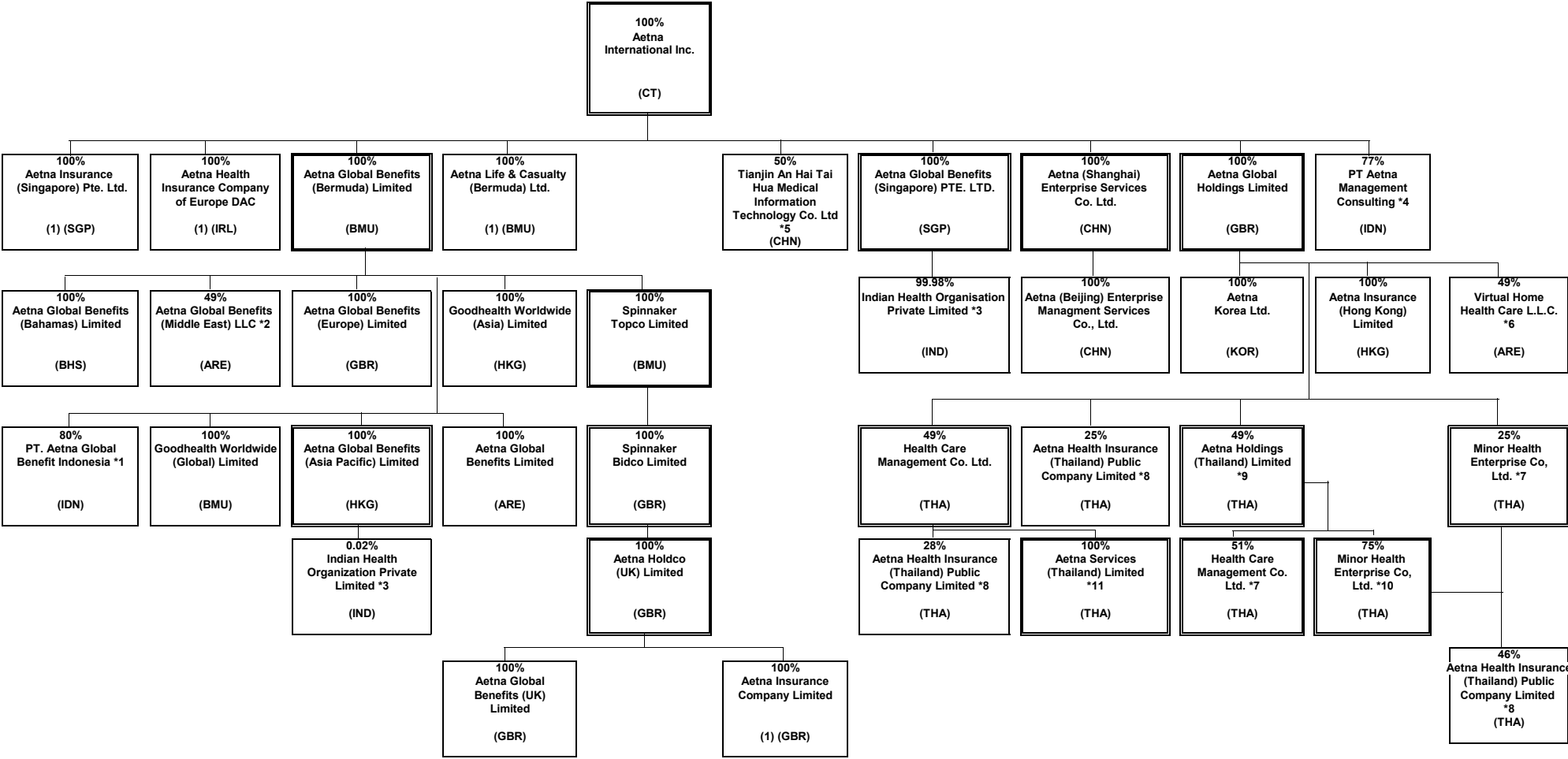


\* PHSNE Parent Corporation is also 45% owned by third parties.

STATEMENT AS OF JUNE 30, 2019 OF THE Aetna Better Health of Iowa Inc.

SCHEDULE Y - INFORMATION CONCERNING ACTIVITIES OF INSURANCE MEMBERS OF A HOLDING COMPANY GROUP

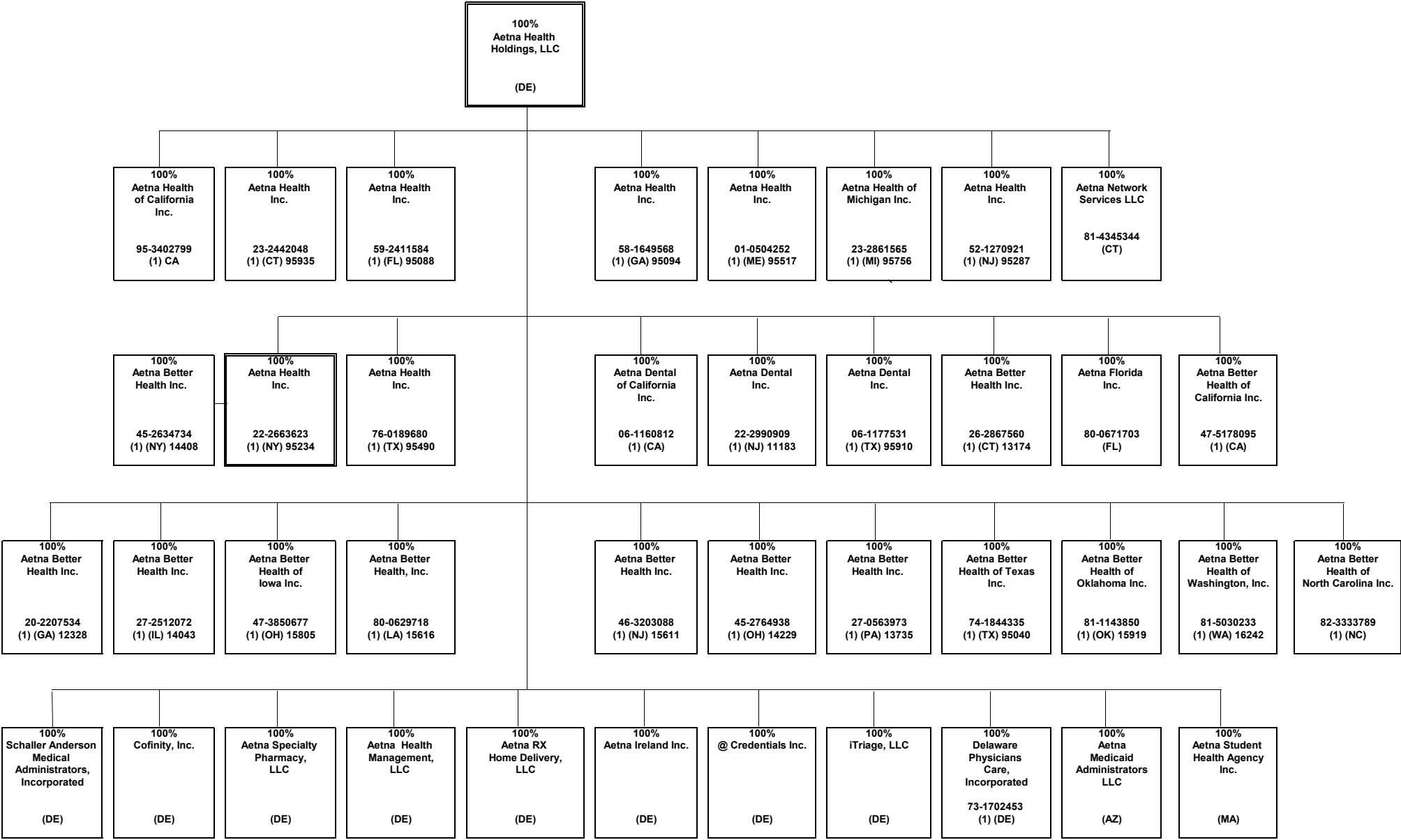
PART 1 - ORGANIZATIONAL CHART



\*1 PT. Aetna Global Benefits Indonesia is also 20% owned by Suhatsyah Rival, Aetna's Nominee.  
\*2 Aetna Global Benefits (Middle East) LLC is also 51% is owned by Euro Gulf LLC, Aetna's Nominee.  
\*3 Indian Health Organisation Private Limited is 0.019857% owned by Aetna Global Benefits (Asia Pacific) and 99.980143% owned by Aetna Global Benefits (Singapore) PTE. LTD.  
\*4 PT Asuransi Aetna Asia is also 23% owned by PT Asuransi Central Asia.  
\*5 Tianjin An Hai Tai Hua Medical Information Technology Co., Ltd is also 50% owned by Tianjin Hai Tai Group Co., Ltd  
\*6 Virtual Home Health Care L.L.C. is also 51% owned by CBD Commercial Brokers LLC, Aetna's Nominee  
\*7 Health Care Management Co. Ltd. is also owned by Aetna Global Benefits (Bermuda) Limited (1 share).  
\*8 Aetna Health Insurance (Thailand) Public Company Limited is also owned by Aetna Global Benefits (Bermuda) Limited (1 share), Mr. Sansanapongpherchar (1 Share), Mr. Jitphasong Itsaraphakded (1 Share); Mrs. Suphee Wattana (1 Share); and Mr. Buncha Tamphragom (1 Share)  
\*9 Aetna Holdings (Thailand) Limited is aslo 51% owned by Mr. Paiboon Sutantivorakoon plus Aetna Benefits (Bermuda) Limited owns 1 share.  
\*10 Minor Health Enterprise Co, Ltd is is also (1 share) owned by Aetna Global Benefits (Bermuda) Limited  
\*11 Aetna Services (Thailand) Limited is also (1 share) owned by Aetna Global Benefits (Bermuda) Limited and (1 share) owned by Aetna Global Holdings Limited

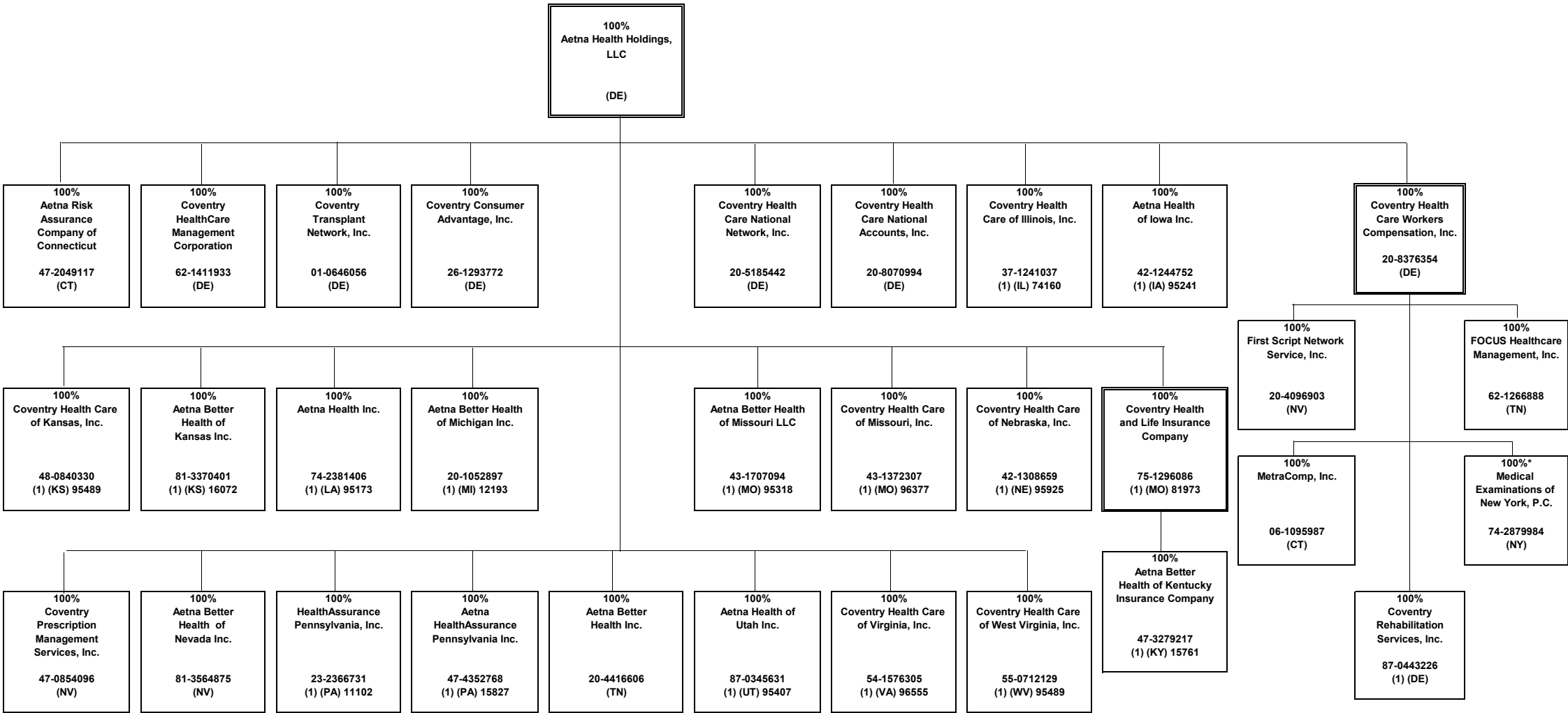
SCHEDULE Y - INFORMATION CONCERNING ACTIVITIES OF INSURANCE MEMBERS OF A HOLDING COMPANY GROUP

PART 1 - ORGANIZATIONAL CHART



SCHEDULE Y - INFORMATION CONCERNING ACTIVITIES OF INSURANCE MEMBERS OF A HOLDING COMPANY GROUP

PART 1 - ORGANIZATIONAL CHART

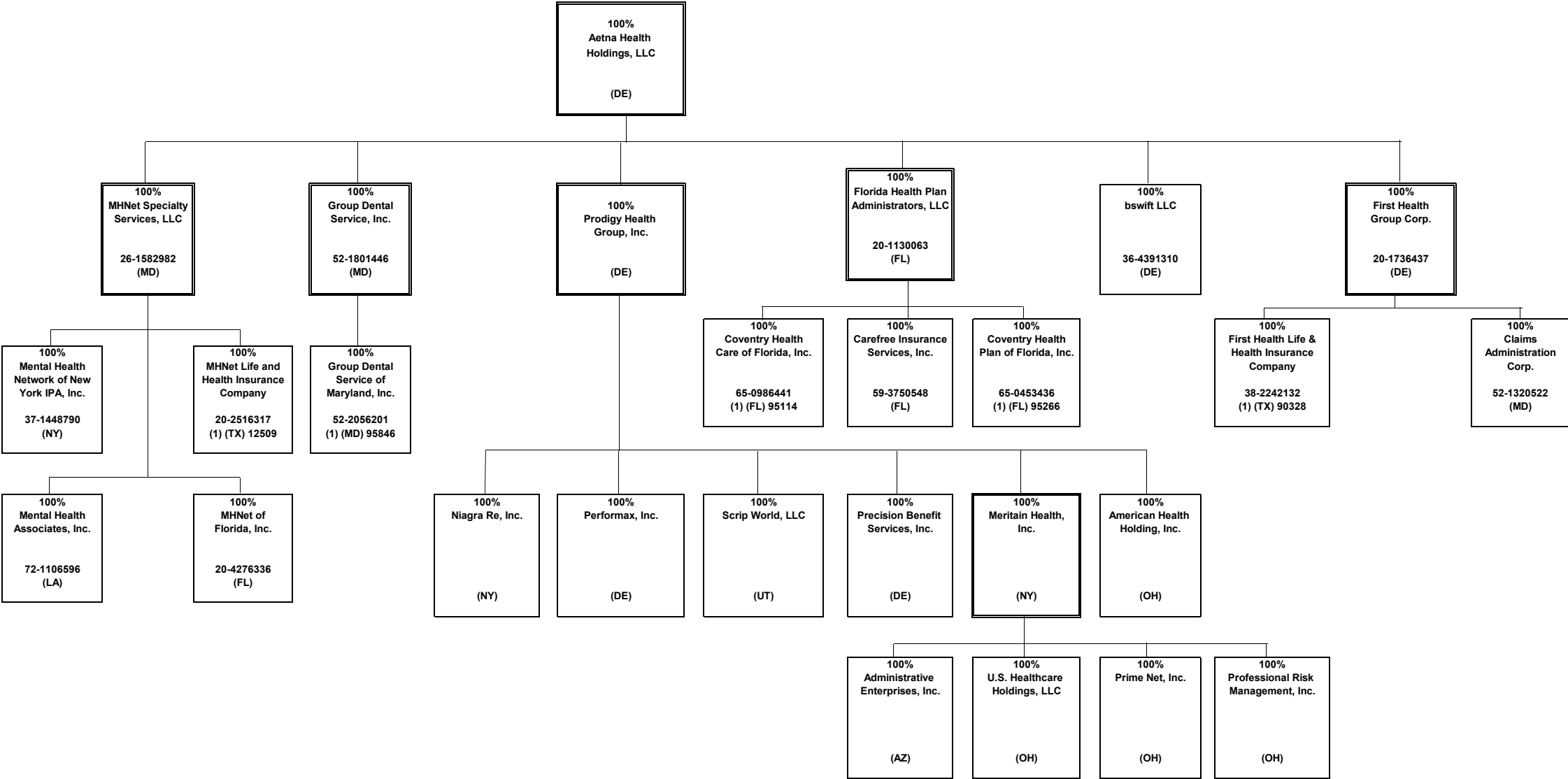


\*100% owned through Aetna's nominees



SCHEDULE Y - INFORMATION CONCERNING ACTIVITIES OF INSURANCE MEMBERS OF A HOLDING COMPANY GROUP

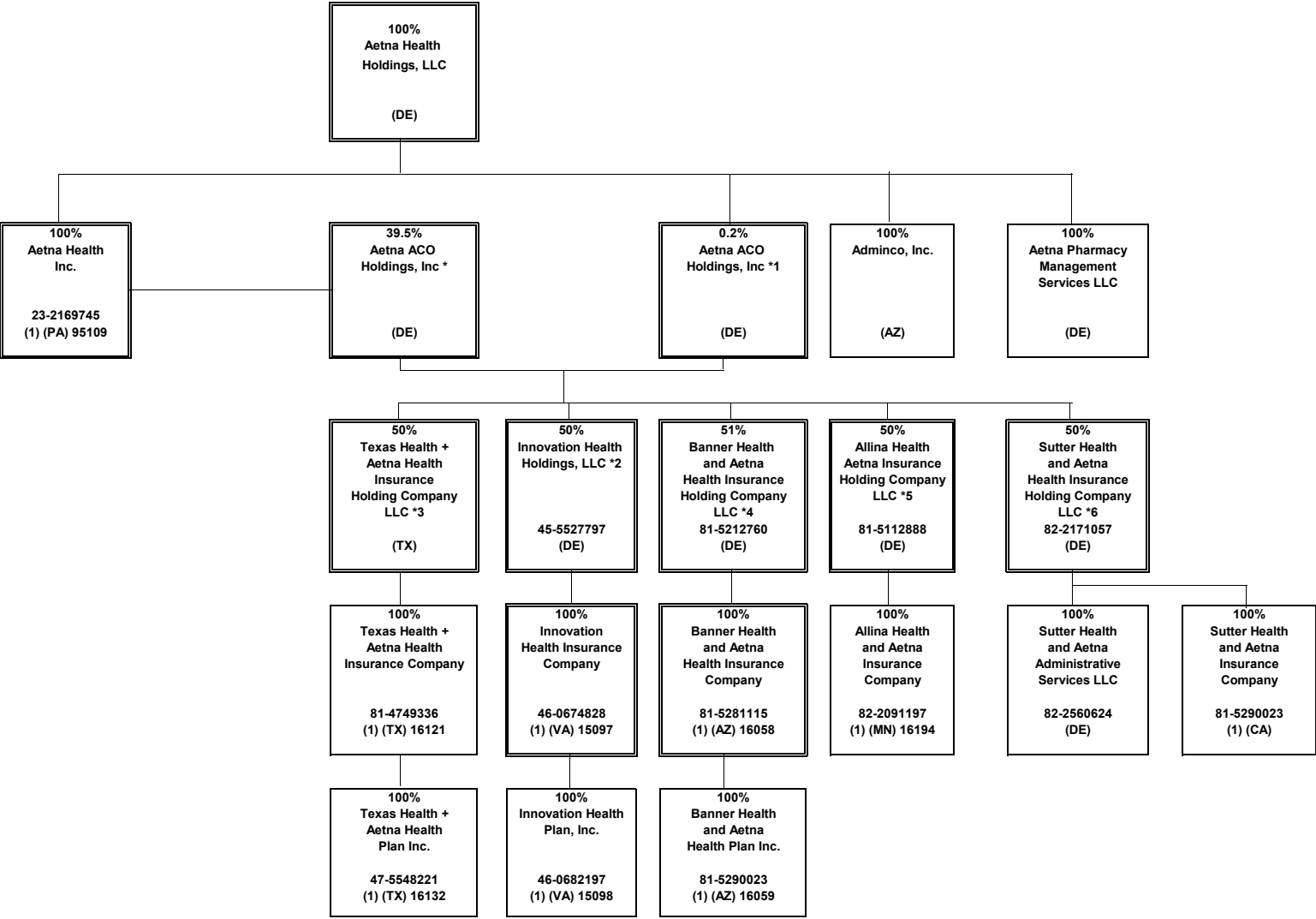
PART 1 - ORGANIZATIONAL CHART



STATEMENT AS OF JUNE 30, 2019 OF THE Aetna Better Health of Iowa Inc.

SCHEDULE Y - INFORMATION CONCERNING ACTIVITIES OF INSURANCE MEMBERS OF A HOLDING COMPANY GROUP

PART 1 - ORGANIZATIONAL CHART



\*1 Aetna ACO Holdings Inc. is owned by Aetna Life Insurance Company (302 shares); Aetna Health Inc. (PA) (198 shares); and Aetna Health Holdings, LLC (1 share).

\*2 Innovation Health Holdings, LLC is also 50% owned by Inova Health System Foundation.

\*3 Texas Health + Aetna Health Insurance Holding Company LLC is also 50% owned by Texas Health Resources.

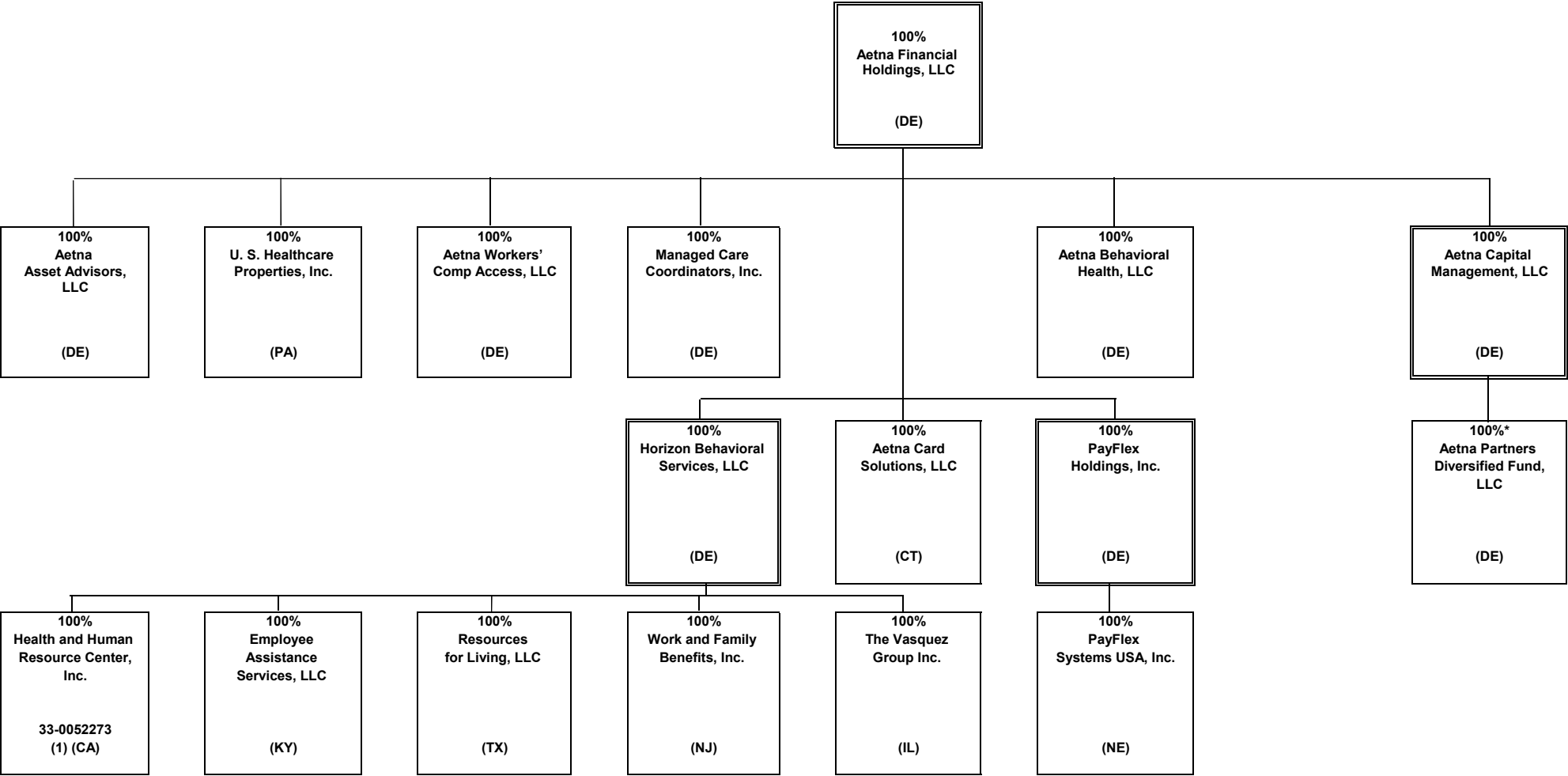
\*4 Banner Health and Aetna Health Insurance Holding Company LLC is also 49% owned by Banner Health.

\*5 Allina Health and Aetna Insurance Holding Company LLC is also 50% owned by Allina Health.

\*6 Sutter Health and Aetna Insurance Holding Company LLC is also 50% owned by Sutter Health Plan Products Organization, LLC.

SCHEDULE Y - INFORMATION CONCERNING ACTIVITIES OF INSURANCE MEMBERS OF A HOLDING COMPANY GROUP

PART 1 - ORGANIZATIONAL CHART

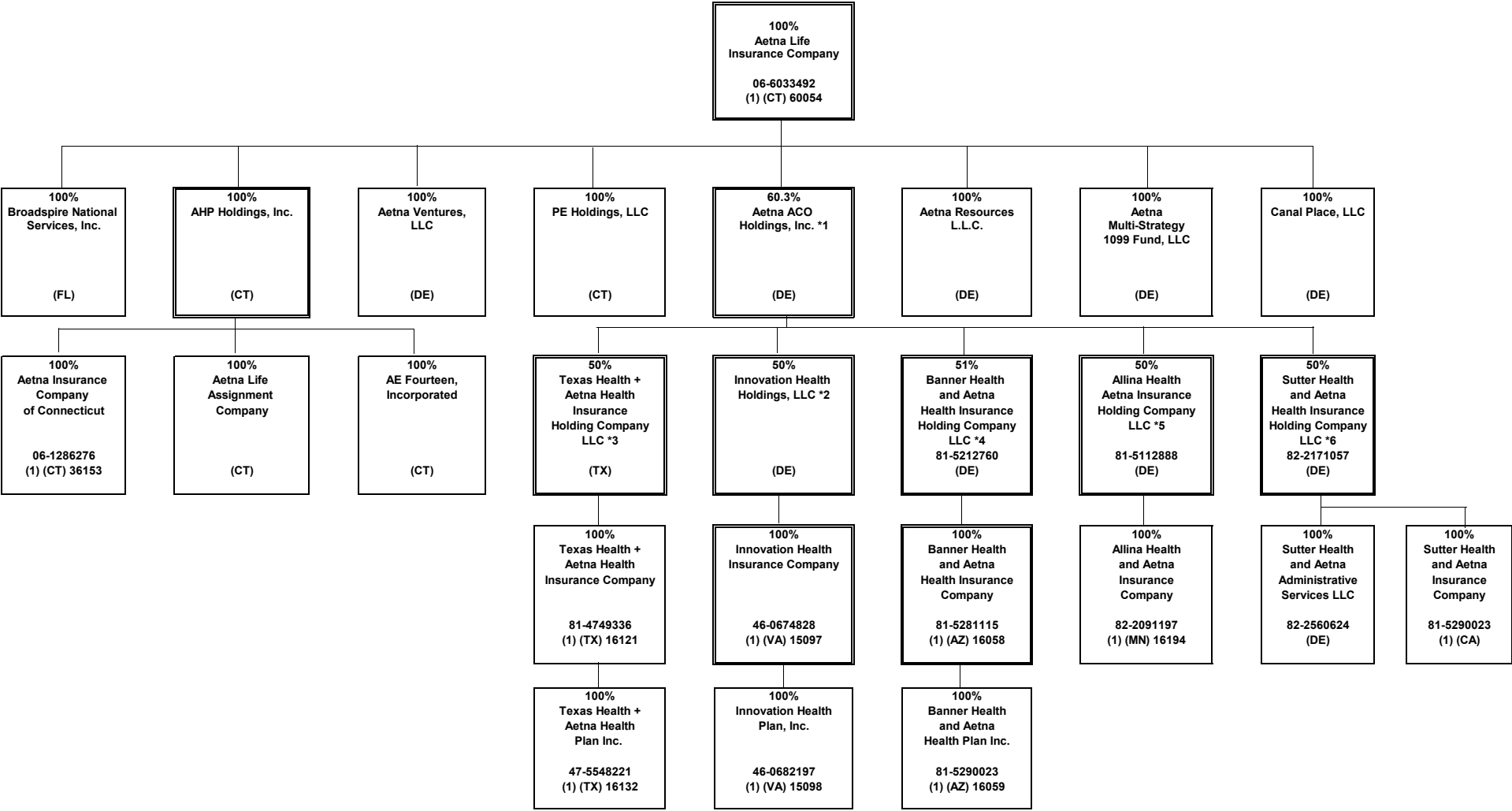


\* Aetna Life Insurance Company owns substantially all of the non-managing member interests of Aetna Partners Diversified Fund, LLC.

STATEMENT AS OF JUNE 30, 2019 OF THE Aetna Better Health of Iowa Inc.

SCHEDULE Y - INFORMATION CONCERNING ACTIVITIES OF INSURANCE MEMBERS OF A HOLDING COMPANY GROUP

PART 1 - ORGANIZATIONAL CHART



\*1 Aetna ACO Holdings Inc. is owned by Aetna Life Insurance Company (302 shares); Aetna Health Inc. (PA) (198 shares); and Aetna Health Holdings, LLC (1 share).

\*2 Innovation Health Holdings, LLC is also 50% owned by Inova Health System Foundation.

\*3 Texas Health + Aetna Health Insurance Holding Company LLC is also 50% owned by Texas Health Resources.

\*4 Banner Health and Aetna Health Insurance Holding Company LLC is also 49% owned by Banner Health.

\*5 Allina Health and Aetna Insurance Holding Company LLC is also 50% owned by Allina Health.

\*6 Sutter Health and Aetna Insurance Holding Company LLC is also 50% owned by Sutter Health Plan Products Organization, LLC.

**SCHEDULE Y**  
**PART 1A - DETAIL OF INSURANCE HOLDING COMPANY SYSTEM**

1	2	3	4	5	6	7	8	9	10	11	12	13	14	15	16
Group Code	Group Name	NAIC Company Code	ID Number	Federal RSSD	CIK	Name of Securities Exchange if Publicly Traded (U.S. or International)	Names of Parent, Subsidiaries Or Affiliates	Domi-ciliary Location	Relation-ship to Reporting Entity	Directly Controlled by (Name of Entity/Person)	Type of Control (Ownership, Board, Management, Attorney-in-Fact, Influence, Other)	If Control is Ownership Provide Percentage	Ultimate Controlling Entity(ies)/Person(s)	Is an SCA Filing Re-quired? (Y/N)	*
.0001	CVS HEALTH GROUP		05-0494040		0000064803	NYSE	CVS Health Corporation	DE	UIP	Board of Directors	Board of Directors	100.000	CVS Health Corporation	.N	.0
.0001	CVS HEALTH GROUP	63444	06-1566092				Accendo Insurance Company	UT	IA	Part D Holding Company, L.L.C.	Ownership	100.000	CVS Health Corporation	.N	.0
.0001	CVS HEALTH GROUP	12575	20-2833904				SilverScript Insurance Company	TN	IA	Part D Holding Company, L.L.C.	Ownership	100.000	CVS Health Corporation	.N	.0
.0001	CVS HEALTH GROUP	67660	23-1305366				Pennsylvania Life Insurance Co.	PA	IA	UAC Holding, Inc	Ownership	100.000	CVS Health Corporation	.N	.0
.0001	CVS HEALTH GROUP	.00000	05-0340626				CVS Pharmacy, Inc	RI	UIP	CVS Health Corporation	Ownership	100.000	CVS Health Corporation	.N	.0
.0001	CVS HEALTH GROUP	.00000	20-8404182				Caremark, Rx., L.L.C.	DE	NIA	CVS Pharmacy, Inc	Ownership	100.000	CVS Health Corporation	.N	.0
.0001	CVS HEALTH GROUP	.00000	61-1715010				Part D Holding Company, L.L.C.	DE	NIA	Caremark, Rx., L.L.C.	Ownership	100.000	CVS Health Corporation	.N	.0
.0001	CVS HEALTH GROUP	.00000	33-1113587				CVS Caremark Part D Services, L.L.C.	DE	NIA	Caremark, Rx., L.L.C.	Ownership	100.000	CVS Health Corporation	.N	.0
.0001	CVS HEALTH GROUP	.00000	87-0548860				RxAmerica, L.L.C.	DE	NIA	Caremark, Rx., L.L.C.	Ownership	100.000	CVS Health Corporation	.N	.0
.0001	CVS HEALTH GROUP	.00000	11-2580136				Caremark Ulysses Holding Corporation	NY	NIA	Caremark, Rx., L.L.C.	Ownership	100.000	CVS Health Corporation	.N	.0
.0001	CVS HEALTH GROUP	.00000	87-0804047				MemberHealth L.L.C.	DE	NIA	Caremark Ulysses Holding Corporation	Ownership	100.000	CVS Health Corporation	.N	.0
.0001	CVS HEALTH GROUP	.00000	05-0500188				CVS Caremark Indemnity, Ltd.	BMU	IA	CVS Foreign, Inc.	Ownership	100.000	CVS Health Corporation	.N	.0
.0001	CVS HEALTH GROUP	.00000	27-1298765				UAC Holding, Inc	DE	NIA	Caremark Ulysses Holding Corporation	Ownership	100.000	CVS Health Corporation	.N	.0
.0001	CVS HEALTH GROUP	.00000	05-0497953				CVS Foreign, Inc	NY	NIA	CVS Health Corporation	Ownership	100.000	CVS Health Corporation	.N	.0
.0001	CVS HEALTH GROUP	.00000	23-2229683	3060706	0001122304		Aetna Inc.	PA	UIP	CVS Pharmacy, Inc	Ownership	100.000	CVS Health Corporation	.N	.0
.0001	CVS HEALTH GROUP	.00000	30-0123754	0	0		Aetna Health Holdings, LLC	DE	UDP	Aetna Inc.	Ownership	100.000	CVS Health Corporation	.N	.0
.0001	CVS HEALTH GROUP	.00000	95-3402799	0	0		Aetna Health of California Inc.	CA	IA	Aetna Health Holdings, LLC	Ownership	100.000	CVS Health Corporation	.N	.0
.0001	CVS HEALTH GROUP	95935	23-2442048	0	0		Aetna Health Inc.	CT	IA	Aetna Health Holdings, LLC	Ownership	100.000	CVS Health Corporation	.N	.0
.0001	CVS HEALTH GROUP	95088	59-2411584	0	0		Aetna Health Inc.	FL	IA	Aetna Health Holdings, LLC	Ownership	100.000	CVS Health Corporation	.N	.0
.0001	CVS HEALTH GROUP	95094	58-1649568	0	0		Aetna Health Inc.	GA	IA	Aetna Health Holdings, LLC	Ownership	100.000	CVS Health Corporation	.N	.0
.0001	CVS HEALTH GROUP	95517	01-0504252	0	0		Aetna Health Inc.	ME	IA	Aetna Health Holdings, LLC	Ownership	100.000	CVS Health Corporation	.N	.0
.0001	CVS HEALTH GROUP	95756	23-2861565	0	0		Aetna Health of Michigan Inc.	MI	IA	Aetna Health Holdings, LLC	Ownership	100.000	CVS Health Corporation	.N	.0
.0001	CVS HEALTH GROUP	95287	52-1270921	0	0		Aetna Health Inc.	NJ	IA	Aetna Health Holdings, LLC	Ownership	100.000	CVS Health Corporation	.N	.0
.0001	CVS HEALTH GROUP	95234	22-2663623	0	0		Aetna Health Inc.	NY	IA	Aetna Health Holdings, LLC	Ownership	100.000	CVS Health Corporation	.N	.0
.0001	CVS HEALTH GROUP	14408	45-2634734	0	0		Aetna Better Health Inc.	NY	IA	Aetna Health Inc. (NY)	Ownership	100.000	CVS Health Corporation	.N	.0
.0001	CVS HEALTH GROUP	95490	76-0189680	0	0		Aetna Health Inc.	TX	IA	Aetna Health Holdings, LLC	Ownership	100.000	CVS Health Corporation	.N	.0
.0001	CVS HEALTH GROUP	95040	74-1844335	0	0		Aetna Better Health of Texas Inc.	TX	IA	Aetna Health Holdings, LLC	Ownership	100.000	CVS Health Corporation	.N	.0
.0001	CVS HEALTH GROUP	12328	20-2207534	0	0		Aetna Better Health Inc.	GA	IA	Aetna Health Holdings, LLC	Ownership	100.000	CVS Health Corporation	.N	.0
.0001	CVS HEALTH GROUP	.00000	06-1160812	0	0		Aetna Dental of California Inc.	CA	IA	Aetna Health Holdings, LLC	Ownership	100.000	CVS Health Corporation	.N	.0
.0001	CVS HEALTH GROUP	11183	22-2990909	0	0		Aetna Dental Inc.	NJ	IA	Aetna Health Holdings, LLC	Ownership	100.000	CVS Health Corporation	.N	.0
.0001	CVS HEALTH GROUP	95910	06-1177531	0	0		Aetna Dental Inc.	TX	IA	Aetna Health Holdings, LLC	Ownership	100.000	CVS Health Corporation	.N	.0
.0001	CVS HEALTH GROUP	.00000	30-0123760	0	0		Aetna Rx Home Delivery, LLC	DE	NIA	Aetna Health Holdings, LLC	Ownership	100.000	CVS Health Corporation	.N	.0
.0001	CVS HEALTH GROUP	.00000	13-3670795	0	0		Aetna Health Management, LLC	DE	NIA	Aetna Health Holdings, LLC	Ownership	100.000	CVS Health Corporation	.N	.0
.0001	CVS HEALTH GROUP	.00000	22-3187443	0	0		Aetna Ireland Inc.	DE	NIA	Aetna Health Holdings, LLC	Ownership	100.000	CVS Health Corporation	.N	.0
.0001	CVS HEALTH GROUP	.00000	57-1209768	0	0		Aetna Specialty Pharmacy, LLC	DE	NIA	Aetna Health Holdings, LLC	Ownership	100.000	CVS Health Corporation	.N	.0
.0001	CVS HEALTH GROUP	.00000	20-1274723	0	0		Cofinity, Inc.	DE	NIA	Aetna Health Holdings, LLC	Ownership	100.000	CVS Health Corporation	.N	.0
.0001	CVS HEALTH GROUP	.00000	23-2671370	0	0		@Credentials Inc.	DE	NIA	Aetna Health Holdings, LLC	Ownership	100.000	CVS Health Corporation	.N	.0
.0001	CVS HEALTH GROUP	.00000		0	0		Aetna Services (Thailand) Limited	THA	NIA	Health Care Management Co. Ltd.	Ownership	100.000	CVS Health Corporation	.N	.19
.0001	CVS HEALTH GROUP	13735	27-0563973	0	0		Aetna Better Health Inc.	PA	IA	Aetna Health Holdings, LLC	Ownership	100.000	CVS Health Corporation	.N	.0
.0001	CVS HEALTH GROUP	13174	26-2867560	0	0		Aetna Better Health Inc.	CT	IA	Aetna Health Holdings, LLC	Ownership	100.000	CVS Health Corporation	.N	.0
.0001	CVS HEALTH GROUP	.00000	47-5178095	0	0		Aetna Better Health of California Inc.	CA	IA	Aetna Health Holdings, LLC	Ownership	100.000	CVS Health Corporation	.N	.0
.0001	CVS HEALTH GROUP	14043	27-2512072	0	0		Aetna Better Health Inc.	IL	IA	Aetna Health Holdings, LLC	Ownership	100.000	CVS Health Corporation	.N	.0
.0001	CVS HEALTH GROUP	15805	47-3850677	0	0		Aetna Better Health of Iowa Inc.	OH	RE	Aetna Health Holdings, LLC	Ownership	100.000	CVS Health Corporation	.N	.0
.0001	CVS HEALTH GROUP	15616	80-0629718	0	0		Aetna Better Health, Inc.	LA	IA	Aetna Health Holdings, LLC	Ownership	100.000	CVS Health Corporation	.N	.0
.0001	CVS HEALTH GROUP	.00000	80-0671703	0	0		Aetna Florida Inc.	FL	NIA	Aetna Health Holdings, LLC	Ownership	100.000	CVS Health Corporation	.N	.0
.0001	CVS HEALTH GROUP	14229	25-2764938	0	0		Aetna Better Health Inc.	OH	IA	Aetna Health Holdings, LLC	Ownership	100.000	CVS Health Corporation	.N	.0
.0001	CVS HEALTH GROUP	15611	46-3203088	0	0		Aetna Better Health Inc.	NJ	IA	Aetna Health Holdings, LLC	Ownership	100.000	CVS Health Corporation	.N	.0
.0001	CVS HEALTH GROUP	15919	81-1143850	0	0		Aetna Better Health of Oklahoma Inc.	OK	IA	Aetna Health Holdings, LLC	Ownership	100.000	CVS Health Corporation	.N	.0
.0001	CVS HEALTH GROUP	.00000	04-2708160	0	0		Aetna Student Health Agency Inc.	MA	NIA	Aetna Health Holdings, LLC	Ownership	100.000	CVS Health Corporation	.N	.0
.0001	CVS HEALTH GROUP	.00000	73-1702453	0	0		Delaware Physicians Care, Incorporated	DE	IA	Aetna Health Holdings, LLC	Ownership	100.000	CVS Health Corporation	.N	.0
.0001	CVS HEALTH GROUP	.00000	01-0826783	0	0		Schaller Anderson Medical Administrators, Incorporated	DE	NIA	Aetna Health Holdings, LLC	Ownership	100.000	CVS Health Corporation	.N	.0
.0001	CVS HEALTH GROUP	.00000	86-0842559	0	0		Aetna Medicaid Administrators LLC	AZ	NIA	Aetna Health Holdings, LLC	Ownership	100.000	CVS Health Corporation	.N	.0
.0001	CVS HEALTH GROUP	.00000	45-2944270	0	0		iTriage, LLC	DE	NIA	Aetna Health Holdings, LLC	Ownership	100.000	CVS Health Corporation	.N	.0

**SCHEDULE Y**  
**PART 1A - DETAIL OF INSURANCE HOLDING COMPANY SYSTEM**

1	2	3	4	5	6	7	8	9	10	11	12	13	14	15	16
Group Code	Group Name	NAIC Company Code	ID Number	Federal RSSD	CIK	Name of Securities Exchange if Publicly Traded (U.S. or International)	Names of Parent, Subsidiaries Or Affiliates	Domi-ciliary Location	Relation-ship to Reporting Entity	Directly Controlled by (Name of Entity/Person)	Type of Control (Ownership, Board, Management, Attorney-in-Fact, Influence, Other)	If Control is Ownership Provide Percentage	Ultimate Controlling Entity(ies)/Person(s)	Is an SCA Filing Re-quired? (Y/N)	*
0001	CVS HEALTH GROUP	00000	16-1471176	0	0		Prodigy Health Group, Inc.	DE	NIA	Aetna Health Holdings, LLC	Ownership	100.000	CVS Health Corporation	N	0
0001	CVS HEALTH GROUP	00000	45-4901541	0	0		Aetna ACO Holdings, Inc.	DE	NIA	Aetna Health Holdings, LLC	Ownership	0.200	CVS Health Corporation	Y	3
0001	CVS HEALTH GROUP	00000	45-5527797	0	0		Innovation Health Holdings, LLC	DE	NIA	Aetna ACO Holdings, Inc.	Ownership	50.000	CVS Health Corporation	N	6
0001	CVS HEALTH GROUP	15097	46-0674828	0	0		Innovation Health Insurance Company	VA	IA	Innovation Health Holdings, LLC	Ownership	100.000	CVS Health Corporation	N	0
0001	CVS HEALTH GROUP	15098	46-0682197	0	0		Innovation Health Plan, Inc.	VA	IA	Innovation Health Insurance Company	Ownership	100.000	CVS Health Corporation	N	0
0001	CVS HEALTH GROUP	00000	81-3789357	0	0		Texas Health + Aetna Health Insurance Holding Company LLC	TX	NIA	Aetna ACO Holdings, Inc.	Ownership	50.000	CVS Health Corporation	N	9
0001	CVS HEALTH GROUP	16121	81-4749336	0	0		Texas Health + Aetna Health Insurance Company	TX	IA	Texas Health + Aetna Health Insurance Holding Company LLC	Ownership	100.000	CVS Health Corporation	N	0
0001	CVS HEALTH GROUP	16132	47-5548221	0	0		Texas Health + Aetna Health Plan Inc.	TX	IA	Company	Ownership	100.000	CVS Health Corporation	N	0
0001	CVS HEALTH GROUP	95109	23-2169745	0	0		Aetna Health Inc.	PA	IA	Aetna Health Holdings, LLC	Ownership	100.000	CVS Health Corporation	N	0
0001	CVS HEALTH GROUP	00000	45-4901541	0	0		Aetna ACO Holdings, Inc.	DE	NIA	Aetna Health Inc. (PA)	Ownership	39.500	CVS Health Corporation	Y	3
0001	CVS HEALTH GROUP	00000	20-0438576	0	0		Niagara Re, Inc.	NY	NIA	Prodigy Health Group, Inc.	Ownership	100.000	CVS Health Corporation	N	0
0001	CVS HEALTH GROUP	00000	52-2200070	0	0		Performax, Inc.	DE	NIA	Prodigy Health Group, Inc.	Ownership	100.000	CVS Health Corporation	N	0
0001	CVS HEALTH GROUP	00000	87-0632355	0	0		Scrip World, LLC	UT	NIA	Prodigy Health Group, Inc.	Ownership	100.000	CVS Health Corporation	N	0
0001	CVS HEALTH GROUP	00000	27-1760756	0	0		Precision Benefit Services, Inc.	DE	NIA	Prodigy Health Group, Inc.	Ownership	100.000	CVS Health Corporation	N	0
0001	CVS HEALTH GROUP	00000	31-1368946	0	0		American Health Holding, Inc.	OH	NIA	Prodigy Health Group, Inc.	Ownership	100.000	CVS Health Corporation	N	0
0001	CVS HEALTH GROUP	00000	16-1264154	0	0		Meritain Health, Inc.	NY	NIA	Prodigy Health Group, Inc.	Ownership	100.000	CVS Health Corporation	N	0
0001	CVS HEALTH GROUP	00000	86-0537707	0	0		Adminco, Inc.	AZ	NIA	Aetna Health Holdings, LLC	Ownership	100.000	CVS Health Corporation	N	0
0001	CVS HEALTH GROUP	00000	86-0527428	0	0		Administrative Enterprises, Inc.	AZ	NIA	Meritain Health, Inc.	Ownership	100.000	CVS Health Corporation	N	0
0001	CVS HEALTH GROUP	00000	16-1684061	0	0		U.S. Healthcare Holdings, LLC	OH	NIA	Meritain Health, Inc.	Ownership	100.000	CVS Health Corporation	N	0
0001	CVS HEALTH GROUP	00000	34-1670299	0	0		Prime Net, Inc.	OH	NIA	Meritain Health, Inc.	Ownership	100.000	CVS Health Corporation	N	0
0001	CVS HEALTH GROUP	00000	34-1348032	0	0		Professional Risk Management, Inc.	OH	NIA	Meritain Health, Inc.	Ownership	100.000	CVS Health Corporation	N	0
0001	CVS HEALTH GROUP	68500	62-1181209	0	0		Continental Life Insurance Company of Brentwood, Tennessee	TN	IA	Aetna Inc.	Ownership	100.000	CVS Health Corporation	N	0
0001	CVS HEALTH GROUP	12321	20-2901054	0	0		American Continental Insurance Company	TN	IA	Continental Life Insurance Company of Brentwood, Tennessee	Ownership	100.000	CVS Health Corporation	N	0
0001	CVS HEALTH GROUP	60054	06-6033492	0	0		Aetna Life Insurance Company	CT	IA	Aetna Inc.	Ownership	100.000	CVS Health Corporation	N	0
0001	CVS HEALTH GROUP	00000	45-4901541	0	0		Aetna ACO Holdings, Inc.	DE	NIA	Aetna Life Insurance Company	Ownership	60.300	CVS Health Corporation	Y	3
0001	CVS HEALTH GROUP	00000	06-1270755	0	0		AHP Holdings, Inc.	CT	NIA	Aetna Life Insurance Company	Ownership	100.000	CVS Health Corporation	N	0
0001	CVS HEALTH GROUP	36153	06-1286276	0	0		Aetna Insurance Company of Connecticut	CT	IA	AHP Holdings, Inc.	Ownership	100.000	CVS Health Corporation	N	0
0001	CVS HEALTH GROUP	00000	06-1028469	0	0		AE Fourteen, Incorporated	CT	NIA	AHP Holdings, Inc.	Ownership	100.000	CVS Health Corporation	N	0
0001	CVS HEALTH GROUP	00000	06-1373153	0	0		Aetna Life Assignment Company	CT	NIA	AHP Holdings, Inc.	Ownership	100.000	CVS Health Corporation	N	0
0001	CVS HEALTH GROUP	00000	20-3678339	0	0		PE Holdings, LLC	CT	NIA	Aetna Life Insurance Company	Ownership	100.000	CVS Health Corporation	N	0
0001	CVS HEALTH GROUP	00000	06-1423207	0	0		Aetna Resources L.L.C.	DE	NIA	Aetna Life Insurance Company	Ownership	100.000	CVS Health Corporation	N	0
0001	CVS HEALTH GROUP	00000	Canal Place, LLC	0	0		Canal Place, LLC	DE	NIA	Aetna Life Insurance Company	Ownership	100.000	CVS Health Corporation	N	0
0001	CVS HEALTH GROUP	00000	20-3180700	0	0		Aetna Ventures, LLC	DE	NIA	Aetna Life Insurance Company	Ownership	100.000	CVS Health Corporation	N	0
0001	CVS HEALTH GROUP	00000	Aetna Multi-Strategy 1099 Fund, LLC	0	0001552250		Aetna Multi-Strategy 1099 Fund, LLC	DE	NIA	Aetna Life Insurance Company	Ownership	79.250	CVS Health Corporation	N	0
0001	CVS HEALTH GROUP	00000	41-2035961	0	0		Aetna Financial Holdings, LLC	DE	NIA	Aetna Inc.	Ownership	100.000	CVS Health Corporation	N	0
0001	CVS HEALTH GROUP	00000	26-2030792	0	0		Aetna Asset Advisors, LLC	DE	NIA	Aetna Financial Holdings, LLC	Ownership	100.000	CVS Health Corporation	N	0
0001	CVS HEALTH GROUP	00000	23-2354500	0	0		U.S. Healthcare Properties, Inc.	PA	NIA	Aetna Financial Holdings, LLC	Ownership	100.000	CVS Health Corporation	N	0
0001	CVS HEALTH GROUP	00000	38-3704481	0	0		Aetna Capital Management, LLC	DE	NIA	Aetna Financial Holdings, LLC	Ownership	100.000	CVS Health Corporation	N	0
0001	CVS HEALTH GROUP	00000	11-3667142	0	0001314522		Aetna Partners Diversified Fund, LLC	DE	NIA	Aetna Capital Management, LLC	Ownership	100.000	CVS Health Corporation	N	1
0001	CVS HEALTH GROUP	00000	20-0446676	0	0		Aetna Workers' Comp Access, LLC	DE	NIA	Aetna Financial Holdings, LLC	Ownership	100.000	CVS Health Corporation	N	0
0001	CVS HEALTH GROUP	00000	20-0446713	0	0		Aetna Behavioral Health, LLC	DE	NIA	Aetna Financial Holdings, LLC	Ownership	100.000	CVS Health Corporation	N	0
0001	CVS HEALTH GROUP	00000	23-2670015	0	0		Managed Care Coordinators, Inc.	DE	NIA	Aetna Financial Holdings, LLC	Ownership	100.000	CVS Health Corporation	N	0
0001	CVS HEALTH GROUP	00000	59-3269144	0	0		Horizon Behavioral Services, LLC	DE	NIA	Aetna Financial Holdings, LLC	Ownership	100.000	CVS Health Corporation	N	0
0001	CVS HEALTH GROUP	00000	61-1193498	0	0		Employee Assistance Services, LLC	KY	NIA	Horizon Behavioral Services, LLC	Ownership	100.000	CVS Health Corporation	N	0
0001	CVS HEALTH GROUP	00000	33-0052273	0	0		Health and Human Resource Center, Inc.	CA	IA	Horizon Behavioral Services, LLC	Ownership	100.000	CVS Health Corporation	N	0
0001	CVS HEALTH GROUP	00000	75-2420973	0	0		Resources for Living, LLC	TX	NIA	Horizon Behavioral Services, LLC	Ownership	100.000	CVS Health Corporation	N	0
0001	CVS HEALTH GROUP	00000	36-3681261	0	0		The Vasquez Group Inc.	IL	NIA	Horizon Behavioral Services, LLC	Ownership	100.000	CVS Health Corporation	N	0
0001	CVS HEALTH GROUP	00000	22-3178125	0	0		Work and Family Benefits, Inc.	NJ	NIA	Horizon Behavioral Services, LLC	Ownership	100.000	CVS Health Corporation	N	0
0001	CVS HEALTH GROUP	00000	27-1773021	0	0		Aetna Card Solutions, LLC	CT	NIA	Aetna Financial Holdings, LLC	Ownership	100.000	CVS Health Corporation	N	0

**SCHEDULE Y**  
**PART 1A - DETAIL OF INSURANCE HOLDING COMPANY SYSTEM**

1	2	3	4	5	6	7	8	9	10	11	12	13	14	15	16
Group Code	Group Name	NAIC Company Code	ID Number	Federal RSSD	CIK	Name of Securities Exchange if Publicly Traded (U.S. or International)	Names of Parent, Subsidiaries Or Affiliates	Domi-ciliary Location	Relation-ship to Reporting Entity	Directly Controlled by (Name of Entity/Person)	Type of Control (Ownership, Board, Management, Attorney-in-Fact, Influence, Other)	If Control is Ownership Provide Percentage	Ultimate Controlling Entity(ies)/Person(s)	Is an SCA Filing Re-quired? (Y/N)	*
.0001	CVS HEALTH GROUP	.00000	20-5216478	0	0		PayFlex Holdings, Inc.	.DE	.NIA	Aetna Financial Holdings, LLC	Ownership	100.000	CVS Health Corporation	.N	.0
.0001	CVS HEALTH GROUP	.00000	91-1774434	0	0		PayFlex Systems USA, Inc.	.NE	.NIA	PayFlex Holdings, Inc.	Ownership	100.000	CVS Health Corporation	.N	.0
.0001	CVS HEALTH GROUP	.78700	06-0876836	0	0		Aetna Health and Life Insurance Company	.CT	.IA	Aetna Inc.	Ownership	100.000	CVS Health Corporation	.N	.0
.0001	CVS HEALTH GROUP	.72052	23-2710210	0	0		Aetna Health Insurance Company	.PA	.IA	Aetna Inc.	Ownership	100.000	CVS Health Corporation	.N	.0
.0001	CVS HEALTH GROUP	.84450	57-0805126	0	0		Aetna Health Insurance Company of New York	.NY	.IA	Aetna Inc.	Ownership	100.000	CVS Health Corporation	.N	.0
.0001	CVS HEALTH GROUP	.00000	06-1571642	0	0		Aetna International Inc.	.CT	.NIA	Aetna Inc.	Ownership	100.000	CVS Health Corporation	.N	.0
.0001	CVS HEALTH GROUP	.00000	98-0211470	0	0		Aetna Life & Casualty (Bermuda) Ltd.	.BMU	.IA	Aetna International Inc.	Ownership	100.000	CVS Health Corporation	.N	.0
.0001	CVS HEALTH GROUP	.00000		0	0		Aetna Insurance (Singapore) PTE. LTD.	.SGP	.IA	Aetna International Inc.	Ownership	100.000	CVS Health Corporation	.N	.0
.0001	CVS HEALTH GROUP	.00000		0	0		Aetna Global Benefits (Bermuda) Limited	.BMU	.NIA	Aetna International Inc.	Ownership	100.000	CVS Health Corporation	.N	.0
.0001	CVS HEALTH GROUP	.00000		0	0		Goodhealth Worldwide (Global) Limited	.BMU	.NIA	Aetna Global Benefits (Bermuda) Limited	Ownership	100.000	CVS Health Corporation	.N	.0
.0001	CVS HEALTH GROUP	.00000		0	0		Aetna Global Benefits (Europe) Limited	.GBR	.NIA	Aetna Global Benefits (Bermuda) Limited	Ownership	100.000	CVS Health Corporation	.N	.0
.0001	CVS HEALTH GROUP	.00000		0	0		Goodhealth Worldwide (Asia) Limited	.HKG	.NIA	Aetna Global Benefits (Bermuda) Limited	Ownership	100.000	CVS Health Corporation	.N	.0
.0001	CVS HEALTH GROUP	.00000		0	0		Aetna Global Benefits Limited	.ARE	.NIA	Aetna Global Benefits (Bermuda) Limited	Ownership	100.000	CVS Health Corporation	.N	.0
.0001	CVS HEALTH GROUP	.00000		0	0		PT. Aetna Global Benefits Indonesia	.IDN	.NIA	Aetna Global Benefits (Bermuda) Limited	Ownership	80.000	CVS Health Corporation	.N	.4
.0001	CVS HEALTH GROUP	.00000		0	0		Aetna Global Benefits (Middle East) LLC	.ARE	.NIA	Aetna Global Benefits (Bermuda) Limited	Ownership	49.000	CVS Health Corporation	.N	.5
							Aetna Global Benefits (Asia Pacific) Limited								
.0001	CVS HEALTH GROUP	.00000		0	0			.HKG	.NIA	Aetna Global Benefits (Bermuda) Limited	Ownership	100.000	CVS Health Corporation	.N	.0
.0001	CVS HEALTH GROUP	.00000		0	0		Spinnaker Topco Limited	.BMU	.NIA	Aetna Global Benefits (Bermuda) Limited	Ownership	100.000	CVS Health Corporation	.N	.0
.0001	CVS HEALTH GROUP	.00000		0	0		Spinnaker Bidco Limited	.GBR	.NIA	Spinnaker Topco Limited	Ownership	100.000	CVS Health Corporation	.N	.0
.0001	CVS HEALTH GROUP	.00000		0	0		Aetna Holdco (UK) Limited	.GBR	.NIA	Spinnaker Bidco Limited	Ownership	100.000	CVS Health Corporation	.N	.0
.0001	CVS HEALTH GROUP	.00000		0	0		PT Aetna Management Consulting	.IDN	.NIA	Aetna International Inc.	Ownership	77.000	CVS Health Corporation	.N	.13
.0001	CVS HEALTH GROUP	.00000		0	0		Aetna Global Benefits (UK) Limited	.GBR	.NIA	Aetna Holdco (UK) Limited	Ownership	100.000	CVS Health Corporation	.N	.0
.0001	CVS HEALTH GROUP	.00000		0	0		Aetna Insurance Company Limited	.GBR	.IA	Aetna Holdco (UK) Limited	Ownership	100.000	CVS Health Corporation	.N	.0
										Aetna Global Benefits (Asia Pacific) Limited					
.0001	CVS HEALTH GROUP	.00000		0	0		Indian Health Organisation Private Limited	.IND	.NIA	Limited	Ownership	0.020	CVS Health Corporation	.N	.2
							Aetna Health Insurance Company of Europe DAC								
.0001	CVS HEALTH GROUP	.00000		0	0			.IRL	.IA	Aetna International Inc.	Ownership	100.000	CVS Health Corporation	.N	.0
							Aetna (Shanghai) Enterprise Services Co. Ltd.								
.0001	CVS HEALTH GROUP	.00000		0	0			.CHN	.NIA	Aetna International Inc.	Ownership	100.000	CVS Health Corporation	.N	.0
							Aetna (Beijing) Enterprise Management			Aetna (Shanghai) Enterprise Services Co.					
.0001	CVS HEALTH GROUP	.00000		0	0		Services Co., Ltd.	.CHN	.NIA	Ltd.	Ownership	100.000	CVS Health Corporation	.N	.0
.0001	CVS HEALTH GROUP	.00000		0	0		Aetna Global Benefits (Singapore) PTE. LTD.	.SGP	.NIA	Aetna International Inc.	Ownership	100.000	CVS Health Corporation	.N	.0
										Aetna Global Benefits (Singapore) PTE, LTD.					
.0001	CVS HEALTH GROUP	.00000		0	0		Indian Health Organisation Private Limited	.IND	.NIA		Ownership	99.980	CVS Health Corporation	.N	.2
.0001	CVS HEALTH GROUP	.00000	22-2578985	0	0		AUSHC Holdings, Inc.	.CT	.NIA	Aetna Inc.	Ownership	100.000	CVS Health Corporation	.N	.0
.0001	CVS HEALTH GROUP	.00000		0	0		Aetna Global Holdings Limited	.GBR	.NIA	Aetna International Inc.	Ownership	100.000	CVS Health Corporation	.N	.0
.0001	CVS HEALTH GROUP	.00000		0	0		Aetna Korea Ltd.	.KOR	.NIA	Aetna Global Holdings Limited	Ownership	100.000	CVS Health Corporation	.N	.0
.0001	CVS HEALTH GROUP	.00000		0	0		Aetna Insurance (Hong Kong) Limited	.HKG	.NIA	Aetna Global Holdings Limited	Ownership	100.000	CVS Health Corporation	.N	.0
.0001	CVS HEALTH GROUP	.00000	06-1182176	0	0		PHPSNE Parent Corporation	.DE	.NIA	AUSHC Holdings, Inc.	Ownership	55.000	CVS Health Corporation	.N	.7
.0001	CVS HEALTH GROUP	.00000	52-2182411	0	0		Active Health Management, Inc.	.DE	.NIA	Aetna Inc.	Ownership	100.000	CVS Health Corporation	.N	.0
.0001	CVS HEALTH GROUP	.00000	47-0970432	0	0		Health Data & Management Solutions, Inc.	.DE	.NIA	Active Health Management, Inc.	Ownership	100.000	CVS Health Corporation	.N	.0
.0001	CVS HEALTH GROUP	.00000	23-2604867	0	0		Aetna Integrated Informatics, Inc.	.PA	.NIA	Active Health Management, Inc.	Ownership	100.000	CVS Health Corporation	.N	.0
.0001	CVS HEALTH GROUP	.13980	27-2192415	0	0		Health Re, Inc.	.VT	.IA	Aetna Inc.	Ownership	100.000	CVS Health Corporation	.N	.0
.0001	CVS HEALTH GROUP	.00000	81-0579372	0	0		Phoenix Data Solutions LLC	.DE	.NIA	Aetna Inc.	Ownership	100.000	CVS Health Corporation	.N	.0
.0001	CVS HEALTH GROUP	.00000	46-2469464	0	0		Healthagen LLC	.CT	.NIA	Aetna Inc.	Ownership	100.000	CVS Health Corporation	.N	.0
.0001	CVS HEALTH GROUP	.00000	51-0029326	0	0		ASI Wings, LLC	.DE	.NIA	Aetna Inc.	Ownership	100.000	CVS Health Corporation	.N	.0
.0001	CVS HEALTH GROUP	.00000		0	0		Echo Merger Sub, Inc.	.DE	.NIA	Aetna Inc.	Ownership	100.000	CVS Health Corporation	.N	.0
.0001	CVS HEALTH GROUP	.00000		0	0		Aetna Corporate Services, LLC	.DE	.NIA	Aetna Inc.	Ownership	100.000	CVS Health Corporation	.N	.0
.0001	CVS HEALTH GROUP	.81973	75-1296086	0	0		Coventry Health and Life Insurance Company	.MO	.IA	Aetna Health Holdings, LLC	Ownership	100.000	CVS Health Corporation	.N	.0
							Aetna Better Health of Kentucky Insurance			Coventry Health and Life Insurance Company					
							Company								
.0001	CVS HEALTH GROUP	.15761	47-3279217	0	0			.KY	.IA		Ownership	100.000	CVS Health Corporation	.N	.0
.0001	CVS HEALTH GROUP	.00000	52-1801446	0	0		Group Dental Service, Inc.	.MD	.NIA	Aetna Health Holdings, LLC	Ownership	100.000	CVS Health Corporation	.N	.0
.0001	CVS HEALTH GROUP	.95846	52-2056201	0	0		Group Dental Service of Maryland, Inc.	.MD	.IA	Group Dental Service, Inc.	Ownership	100.000	CVS Health Corporation	.N	.0
.0001	CVS HEALTH GROUP		81-4345344	0	0		Aetna Network Services LLC	.CT	.NIA	Aetna Health Holdings, LLC	Ownership	100.000	CVS Health Corporation	.N	.0

**SCHEDULE Y**  
**PART 1A - DETAIL OF INSURANCE HOLDING COMPANY SYSTEM**

1	2	3	4	5	6	7	8	9	10	11	12	13	14	15	16
Group Code	Group Name	NAIC Company Code	ID Number	Federal RSSD	CIK	Name of Securities Exchange if Publicly Traded (U.S. or International)	Names of Parent, Subsidiaries Or Affiliates	Domi-ciliary Location	Relation-ship to Reporting Entity	Directly Controlled by (Name of Entity/Person)	Type of Control (Ownership, Board, Management, Attorney-in-Fact, Influence, Other)	If Control is Ownership Provide Percentage	Ultimate Controlling Entity(ies)/Person(s)	Is an SCA Filing Re-quired? (Y/N)	*
0001	CVS HEALTH GROUP	95241	42-1244752	0	0		Aetna Health of Iowa Inc.	IA	IA	Aetna Health Holdings, LLC	Ownership	100.000	CVS Health Corporation	N	0
0001	CVS HEALTH GROUP	95925	42-1308659	0	0		Coventry Health Care of Nebraska, Inc.	NE	IA	Aetna Health Holdings, LLC	Ownership	100.000	CVS Health Corporation	N	0
							Aetna Risk Assurance Company of Connecticut Inc.	CT	IA	Aetna Health Holdings, LLC	Ownership	100.000	CVS Health Corporation	N	0
0001	CVS HEALTH GROUP	00000	47-2049117	0	0		Aetna Health Inc.	LA	IA	Aetna Health Holdings, LLC	Ownership	100.000	CVS Health Corporation	N	0
0001	CVS HEALTH GROUP	95173	74-2381406	0	0		HealthAssurance Pennsylvania, Inc.	PA	IA	Aetna Health Holdings, LLC	Ownership	100.000	CVS Health Corporation	N	0
0001	CVS HEALTH GROUP	11102	23-2366731	0	0		Coventry Prescription Management Services, Inc.	NV	NIA	Aetna Health Holdings, LLC	Ownership	100.000	CVS Health Corporation	N	0
0001	CVS HEALTH GROUP	00000	47-0854096	0	0		Aetna Better Health of Nevada Inc.	NV	IA	Aetna Health Holdings, LLC	Ownership	100.000	CVS Health Corporation	N	0
0001	CVS HEALTH GROUP	16148	81-3564875	0	0		Coventry Health Care of Virginia, Inc.	VA	IA	Aetna Health Holdings, LLC	Ownership	100.000	CVS Health Corporation	N	0
0001	CVS HEALTH GROUP	96555	54-1576305	0	0		Coventry Transplant Network, Inc.	DE	NIA	Aetna Health Holdings, LLC	Ownership	100.000	CVS Health Corporation	N	0
0001	CVS HEALTH GROUP	00000	01-0646056	0	0		Coventry Health Care of Missouri, Inc.	MO	IA	Aetna Health Holdings, LLC	Ownership	100.000	CVS Health Corporation	N	0
0001	CVS HEALTH GROUP	96377	43-1372307	0	0		Aetna Better Health of Missouri LLC	MO	IA	Aetna Health Holdings, LLC	Ownership	100.000	CVS Health Corporation	N	0
0001	CVS HEALTH GROUP	95318	43-1702094	0	0		Coventry Health Care of West Virginia, Inc.	WV	IA	Aetna Health Holdings, LLC	Ownership	100.000	CVS Health Corporation	N	0
0001	CVS HEALTH GROUP	95408	55-0712129	0	0		Coventry HealthCare Management Corporation	DE	NIA	Aetna Health Holdings, LLC	Ownership	100.000	CVS Health Corporation	N	0
0001	CVS HEALTH GROUP	00000	62-1411933	0	0		Aetna HealthAssurance Pennsylvania, Inc.	PA	IA	Aetna Health Holdings, LLC	Ownership	100.000	CVS Health Corporation	N	0
0001	CVS HEALTH GROUP	15827	47-4352768	0	0		Coventry Health Care of Kansas, Inc.	KS	IA	Aetna Health Holdings, LLC	Ownership	100.000	CVS Health Corporation	N	0
0001	CVS HEALTH GROUP	95489	48-0840330	0	0		Aetna Better Health of Kansas Inc.	KS	IA	Aetna Health Holdings, LLC	Ownership	100.000	CVS Health Corporation	N	0
0001	CVS HEALTH GROUP	16072	81-3370401	0	0		Aetna Better Health of Michigan Inc.	MI	IA	Aetna Health Holdings, LLC	Ownership	100.000	CVS Health Corporation	N	0
0001	CVS HEALTH GROUP	12193	20-1052897	0	0		Aetna Health of Utah Inc.	UT	IA	Aetna Health Holdings, LLC	Ownership	100.000	CVS Health Corporation	N	0
0001	CVS HEALTH GROUP	95407	87-0345631	0	0		Aetna Better Health Inc.	TN	NIA	Aetna Health Holdings, LLC	Ownership	100.000	CVS Health Corporation	N	0
0001	CVS HEALTH GROUP	00000	20-4416606	0	0		Coventry Health Care of Illinois, Inc.	IL	IA	Aetna Health Holdings, LLC	Ownership	100.000	CVS Health Corporation	N	0
0001	CVS HEALTH GROUP	74160	37-1241037	0	0		Coventry Health Care National Accounts, Inc.	DE	NIA	Aetna Health Holdings, LLC	Ownership	100.000	CVS Health Corporation	N	0
0001	CVS HEALTH GROUP	00000	20-8070994	0	0		Coventry Health Care National Network, Inc.	DE	NIA	Aetna Health Holdings, LLC	Ownership	100.000	CVS Health Corporation	N	0
0001	CVS HEALTH GROUP	00000	20-5185442	0	0		Coventry Consumer Advantage, Inc.	DE	NIA	Aetna Health Holdings, LLC	Ownership	100.000	CVS Health Corporation	N	0
0001	CVS HEALTH GROUP	00000	26-1293772	0	0		Coventry Health Care Workers Compensation, Inc.	DE	NIA	Aetna Health Holdings, LLC	Ownership	100.000	CVS Health Corporation	N	0
0001	CVS HEALTH GROUP	00000	20-8376354	0	0		First Script Network Service, Inc.	NV	NIA	Coventry Health Care Workers' Compensation, Inc.	Ownership	100.000	CVS Health Corporation	N	0
0001	CVS HEALTH GROUP	00000	20-4096903	0	0		MetraComp, Inc.	CT	NIA	Coventry Health Care Workers' Compensation, Inc.	Ownership	100.000	CVS Health Corporation	N	0
0001	CVS HEALTH GROUP	00000	06-1095987	0	0		Medical Examinations of New York, P.C.	NY	NIA	Coventry Health Care Workers' Compensation, Inc.	Ownership	100.000	CVS Health Corporation	N	8
0001	CVS HEALTH GROUP	00000	74-2879984	0	0		FOCUS Healthcare Management, Inc.	TN	NIA	Coventry Health Care Workers' Compensation, Inc.	Ownership	100.000	CVS Health Corporation	N	0
0001	CVS HEALTH GROUP	00000	62-1266888	0	0		Coventry Rehabilitation Services, Inc.	DE	NIA	Coventry Health Care Workers' Compensation, Inc.	Ownership	100.000	CVS Health Corporation	N	0
0001	CVS HEALTH GROUP	00000	87-0443226	0	0		First Health Group Corp.	DE	NIA	Aetna Health Holdings, LLC	Ownership	100.000	CVS Health Corporation	N	0
0001	CVS HEALTH GROUP	00000	20-1736437	0	0		First Health Life & Health Insurance Company	TX	IA	First Health Group Corp.	Ownership	100.000	CVS Health Corporation	N	0
0001	CVS HEALTH GROUP	90328	38-2242132	0	0		Claims Administration Corp.	MD	NIA	First Health Group Corp.	Ownership	100.000	CVS Health Corporation	N	0
0001	CVS HEALTH GROUP	00000	52-1320522	0	0		Florida Health Plan Administrators, LLC	FL	NIA	Aetna Health Holdings, LLC	Ownership	100.000	CVS Health Corporation	N	0
0001	CVS HEALTH GROUP	00000	20-1130063	0	0		Coventry Health Care of Florida, Inc.	FL	IA	Florida Health Plan Administrators, LLC	Ownership	100.000	CVS Health Corporation	N	0
0001	CVS HEALTH GROUP	95114	65-0986441	0	0		Coventry Health Plan of Florida, Inc.	FL	IA	Florida Health Plan Administrators, LLC	Ownership	100.000	CVS Health Corporation	N	0
0001	CVS HEALTH GROUP	95266	65-0453436	0	0		Carefree Insurance Services, Inc.	FL	NIA	Florida Health Plan Administrators, LLC	Ownership	100.000	CVS Health Corporation	N	0
0001	CVS HEALTH GROUP	00000	59-3750548	0	0		bswift LLC	DE	NIA	Aetna Health Holdings, LLC	Ownership	100.000	CVS Health Corporation	N	0
0001	CVS HEALTH GROUP	00000	36-4391310	0	0		Virtual Home Healthcare L.L.C.	ARE	NIA	Aetna Global Holdings Limited	Ownership	49.000	CVS Health Corporation	N	17
0001	CVS HEALTH GROUP	00000	26-1582982	0	0		MHNet Specialty Services, LLC	MD	NIA	Aetna Health Holdings, LLC	Ownership	100.000	CVS Health Corporation	N	0
0001	CVS HEALTH GROUP	00000	37-1448790	0	0		Mental Health Network of New York IPA, Inc.	NY	NIA	MHNet Specialty Services, LLC	Ownership	100.000	CVS Health Corporation	N	0
0001	CVS HEALTH GROUP	12509	20-2516317	0	0		MHNet Life and Health Insurance Company	TX	IA	MHNet Specialty Services, LLC	Ownership	100.000	CVS Health Corporation	N	0
0001	CVS HEALTH GROUP	00000	72-1106596	0	0		Mental Health Associates, Inc.	LA	NIA	MHNet Specialty Services, LLC	Ownership	100.000	CVS Health Corporation	N	0
0001	CVS HEALTH GROUP	00000	20-4276336	0	0		MHNet of Florida, Inc.	FL	IA	MHNet Specialty Services, LLC	Ownership	100.000	CVS Health Corporation	N	0
0001	CVS HEALTH GROUP	16242	81-5030233	0	0		Aetna Better Health of Washington, Inc.	WA	IA	Aetna Health Holdings, LLC	Ownership	100.000	CVS Health Corporation	N	0



STATEMENT AS OF JUNE 30, 2019 OF THE Aetna Better Health of Iowa Inc.

SCHEDULE Y  
PART 1A - DETAIL OF INSURANCE HOLDING COMPANY SYSTEM

1	2	3	4	5	6	7	8	9	10	11	12	13	14	15	16
Group Code	Group Name	NAIC Company Code	ID Number	Federal RSSD	CIK	Name of Securities Exchange if Publicly Traded (U.S. or International)	Names of Parent, Subsidiaries Or Affiliates	Domi-ciliary Loca-tion	Relation-ship to Reporting Entity	Directly Controlled by (Name of Entity/Person)	Type of Control (Ownership, Board, Management, Attorney-in-Fact, Influence, Other)	If Control is Owner-ship Provide Percen-tage	Ultimate Controlling Entity(ies)/Person(s)	Is an SCA Filing Re-quired? (Y/N)	*
..0001	CVS HEALTH GROUP .....	..00000	81-5212760	0 .....	0 .....	.....	Banner Health and Aetna Health Insurance Holding Company LLC .....	..DE	..NIA	Aetna ACO Holdings, Inc. ....	Ownership.....	..51.000	CVS Health Corporation .....	...N	..10
..0001	CVS HEALTH GROUP .....	..16058	81-5281115	0 .....	0 .....	.....	Banner Health and Aetna Health Insurance Company .....	..AZ	..IA	Banner Health and Aetna Health Insurance Holding Company LLC .....	Ownership.....	..100.000	CVS Health Corporation .....	...N	..0
..0001	CVS HEALTH GROUP .....	..16059	81-5290023	0 .....	0 .....	.....	Banner Health and Aetna Health Plan Inc. ....	..AZ	..IA	Banner Health and Aetna Health Insurance Company .....	Ownership.....	..100.000	CVS Health Corporation .....	...N	..0
..0001	CVS HEALTH GROUP .....	..00000	81-5112888	0 .....	0 .....	.....	Allina Health and Aetna Health Insurance Holding Company LLC .....	..DE	..NIA	Aetna ACO Holdings, Inc. ....	Ownership.....	..50.000	CVS Health Corporation .....	...N	..11
..0001	CVS HEALTH GROUP .....	..16194	82-2091197	0 .....	0 .....	.....	Allina Health and Aetna Insurance Company Sutter Health and Aetna Insurance Holding Company LLC .....	..MN	..IA	Allina Health and Aetna Health Insurance Holding Company LLC .....	Ownership.....	..100.000	CVS Health Corporation .....	...N	..0
..0001	CVS HEALTH GROUP .....	..00000	82-2171057	0 .....	0 .....	.....	Sutter Health and Aetna Insurance Holding Company LLC .....	..DE	..NIA	Aetna ACO Holdings, Inc. ....	Ownership.....	..50.000	CVS Health Corporation .....	...N	..12
..0001	CVS HEALTH GROUP .....	..00000	82-2560624	0 .....	0 .....	.....	Sutter Health and Aetna Administrative Services LLC .....	..DE	..NIA	Sutter Health and Aetna Insurance Holding Company LLC .....	Ownership.....	..100.000	CVS Health Corporation .....	...N	..0
..0001	CVS HEALTH GROUP .....	..00000	81-5290023	0 .....	0 .....	.....	Sutter Health and Aetna Insurance Company .....	..CA	..NIA	Sutter Health and Aetna Insurance Holding Company LLC .....	Ownership.....	..100.000	CVS Health Corporation .....	...N	..0
..0001	CVS HEALTH GROUP .....	..00000	.....	0 .....	0 .....	.....	Aetna Holdings (Thailand) Limited .....	..THA	..NIA	Aetna Global Holdings Limited .....	Ownership.....	..49.000	CVS Health Corporation .....	...N	..14
..0001	CVS HEALTH GROUP .....	..00000	.....	0 .....	0 .....	.....	Aetna Health Insurance (Thailand) Public Company Limited .....	..THA	..NIA	Aetna Global Holdings Limited .....	Ownership.....	..25.000	CVS Health Corporation .....	...N	..15
..0001	CVS HEALTH GROUP .....	..00000	.....	0 .....	0 .....	.....	Aetna Health Insurance (Thailand) Public Company Limited .....	..THA	..NIA	Minor Health Enterprise Co, Ltd. ....	Ownership.....	..46.000	CVS Health Corporation .....	...N	..15
..0001	CVS HEALTH GROUP .....	..00000	.....	0 .....	0 .....	.....	Aetna Health Insurance (Thailand) Public Company Limited .....	..THA	..NIA	Health Care Management Co. Ltd. ....	Ownership.....	..28.000	CVS Health Corporation .....	...N	..15
..0001	CVS HEALTH GROUP .....	..00000	.....	0 .....	0 .....	.....	Health Care Management Co. Ltd. ....	..THA	..NIA	Aetna Global Holdings Limited .....	Ownership.....	..49.000	CVS Health Corporation .....	...N	..18
..0001	CVS HEALTH GROUP .....	..00000	.....	0 .....	0 .....	.....	Minor Health Enterprise Co, Ltd. ....	..THA	..NIA	Aetna Global Holdings Limited .....	Ownership.....	..25.000	CVS Health Corporation .....	...N	..16
..0001	CVS HEALTH GROUP .....	..00000	.....	0 .....	0 .....	.....	Minor Health Enterprise Co, Ltd. ....	..THA	..NIA	Aetna Holdings (Thailand) Limited .....	Ownership.....	..75.000	CVS Health Corporation .....	...N	..16
..0001	CVS HEALTH GROUP .....	..00000	.....	0 .....	0 .....	.....	Health Care Management Co. Ltd. ....	..THA	..NIA	Aetna Holdings (Thailand) Limited .....	Ownership.....	..51.000	CVS Health Corporation .....	...N	..18
..0001	CVS HEALTH GROUP .....	..00000	.....	0 .....	0 .....	.....	Aetna Global Benefits (Bahamas) Limited .....	..BHS	..NIA	Aetna Global Benefits (Bermuda) Limited .....	Ownership.....	..100.000	CVS Health Corporation .....	...N	..0
..0001	CVS HEALTH GROUP .....	..00000	.....	0 .....	0 .....	.....	Aetna Pharmacy Management Services LLC .....	..DE	..NIA	Aetna Health Holdings, LLC .....	Ownership.....	..100.000	CVS Health Corporation .....	...N	..0
..0001	CVS HEALTH GROUP .....	..00000	82-3333789	0 .....	0 .....	.....	Aetna Better Health of North Carolina Inc. ....	..NC	..IA	Aetna Health Holdings, LLC .....	Ownership.....	..100.000	CVS Health Corporation .....	...N	..0

Asterisk	Explanation
1 .....	Aetna Life Insurance Company own substantially all of the non-managing membership interests of Aetna Partners Diversified Fund LLC. ....
2 .....	Indian Health Organisation Private Limited is 0.019857% owned by Aetna Global Benefits (Asia Pacific) and 99.980143% owned by Aetna Global Benefits (Singapore) PTE. LTD. ....
3 .....	Aetna ACO Holdings Inc. is owned by Aetna Life Insurance Company (302 shares); Aetna Health Inc. (PA) (198 shares); and Aetna Health Holdings, LLC (1 share). ....
4 .....	PT. Aetna Global Benefits Indonesia is also 20% owned by Suhatsyah Rivali, Aetna's Nominee. ....
5 .....	Aetna Global Benefits (Middle East) LLC is also 51% owned by Euro Gulf LLC, Aetna's Nominee. ....
6 .....	Innovation Health Holdings LLC. Is also 50% owned by Inova Health System Foundation. ....
7 .....	PHPSNE Parent Corporation is 55% owned by AUSHC Holdings, Inc. The remaining 45% is owned by thirteen different hospitals (non-affiliates) which are shareholders with varying degrees of ownership. ....
8 .....	Medical Examinations of New York, P.C. is 100% owned through Aetna's nominees. ....
9 .....	Texas Health + Aetna Health Insurance Holding Company LLC is also 50% owned by Texas Health Resources. ....
10 .....	Banner Health and Aetna Health Insurance Holding Company LLC is also 49% owned by Banner Health. ....
11 .....	Allina Health and Aetna Insurance Holding Company LLC is also 50% owned by Allina Health. ....
12 .....	Sutter Health and Aetna Insurance Holding Company LLC is also 50% owned by Sutter Health Plan Products Organization, LLC. ....
13 .....	PT Aetna Management Consulting is also 23% owned by PT Asuransi Central Asia. ....
14 .....	Aetna Holdings (Thailand) Limited is also 51% owned by Mr. Paiboon Sutantivorakoon plus Aetna Global Benefits (Bermuda) Limited owns 1 share .....
15 .....	Aetna Health Insurance (Thailand) Public Company Limited is also owned by Aetna Global Benefits (Bermuda) Limited (1 share), Mr. Sansanapongpherchar (1 share), Mr. Jitphasong Itsaraphakded (1 share); Mrs. Suphee Wattana (1 share); and Mr. Buncha Tamphragom (1 share) .....
16 .....	Minor Health Enterprise Co, Ltd is also (1 share) owned by Aetna Global Benefits (Bermuda) Limited. ....
17 .....	Virtual Home Health Care L.L.C. is also 51% owned by CBD Commercial Brokers LLC, Aetna's Nominee. ....

STATEMENT AS OF JUNE 30, 2019 OF THE Aetna Better Health of Iowa Inc.

Asterisk	Explanation
18 .....	Health Care Management Co. Ltd. is also (1 share) owned by Aetna Global Benefits (Bermuda) Limited. ....
19 .....	Aetna Services (Thailand) Limited is also (1 share) owned by Aetna Global Benefits (Bermuda) Limited and (1 share) owned by Aetna Global Holdings Limited. ....

SUPPLEMENTAL EXHIBITS AND SCHEDULES INTERROGATORIES

The following supplemental reports are required to be filed as part of your statement filing. However, in the event that your company does not transact the type of business for which the special report must be filed, your response of NO to the specific interrogatory will be accepted in lieu of filing a "NONE" report and a bar code will be printed below. If the supplement is required of your company but is not being filed for whatever reason enter SEE EXPLANATION and provide an explanation following the interrogatory questions.

Response

1. Will the Medicare Part D Coverage Supplement be filed with the state of domicile and the NAIC with this statement? .....

NO

Explanation:

1. Business not written

Bar Code:

1. Medicare Part D Coverage Supplement [Document Identifier 365]



**NONE**

SCHEDULE A - VERIFICATION

Real Estate

	1	2
	Year to Date	Prior Year Ended December 31
1. Book/adjusted carrying value, December 31 of prior year .....		
2. Cost of acquired:		
2.1 Actual cost at time of acquisition .....		
2.2 Additional investment made after acquisition .....		
3. Current year change in encumbrances .....		
4. Total gain (loss) on disposals .....		
5. Deduct amounts received on disposals .....		
6. Total foreign exchange change in book/adjusted carrying value .....		
7. Deduct current year's other than temporary impairment recognized .....		
8. Deduct current year's depreciation .....		
9. Book/adjusted carrying value at the end of current period (Lines 1+2+3+4-5+6-7-8) .....		
10. Deduct total nonadmitted amounts .....		
11. Statement value at end of current period (Line 9 minus Line 10) .....		

SCHEDULE B - VERIFICATION

Mortgage Loans

	1	2
	Year to Date	Prior Year Ended December 31
1. Book value/recorded investment excluding accrued interest, December 31 of prior year .....		
2. Cost of acquired:		
2.1 Actual cost at time of acquisition .....		
2.2 Additional investment made after acquisition .....		
3. Capitalized deferred interest and other .....		
4. Accrual of discount .....		
5. Unrealized valuation increase (decrease) .....		
6. Total gain (loss) on disposals .....		
7. Deduct amounts received on disposals .....		
8. Deduct amortization of premium and mortgage interest paid and commitment fees .....		
9. Total foreign exchange change in book value/recorded investment excluding accrued interest .....		
10. Deduct current year's other than temporary impairment recognized .....		
11. Book value/recorded investment excluding accrued interest at end of current period (Lines 1+2+3+4+5+6-7-8+9-10) .....		
12. Total valuation allowance .....		
13. Subtotal (Line 11 plus Line 12) .....		
14. Deduct total nonadmitted amounts .....		
15. Statement value at end of current period (Line 13 minus Line 14) .....		

SCHEDULE BA - VERIFICATION

Other Long-Term Invested Assets

	1	2
	Year to Date	Prior Year Ended December 31
1. Book/adjusted carrying value, December 31 of prior year .....		
2. Cost of acquired:		
2.1 Actual cost at time of acquisition .....		
2.2 Additional investment made after acquisition .....		
3. Capitalized deferred interest and other .....		
4. Accrual of discount .....		
5. Unrealized valuation increase (decrease) .....		
6. Total gain (loss) on disposals .....		
7. Deduct amounts received on disposals .....		
8. Deduct amortization of premium and depreciation .....		
9. Total foreign exchange change in book/adjusted carrying value .....		
10. Deduct current year's other than temporary impairment recognized .....		
11. Book/adjusted carrying value at end of current period (Lines 1+2+3+4+5+6-7-8+9-10) .....		
12. Deduct total nonadmitted amounts .....		
13. Statement value at end of current period (Line 11 minus Line 12) .....		

SCHEDULE D - VERIFICATION

Bonds and Stocks

	1	2
	Year to Date	Prior Year Ended December 31
1. Book/adjusted carrying value of bonds and stocks, December 31 of prior year .....	325,433	0
2. Cost of bonds and stocks acquired .....	100,239	325,457
3. Accrual of discount .....	0	0
4. Unrealized valuation increase (decrease) .....	0	0
5. Total gain (loss) on disposals .....	0	0
6. Deduct consideration for bonds and stocks disposed of .....	0	0
7. Deduct amortization of premium .....	171	24
8. Total foreign exchange change in book/adjusted carrying value .....	0	0
9. Deduct current year's other than temporary impairment recognized .....	0	0
10. Total investment income recognized as a result of prepayment penalties and/or acceleration fees .....	0	0
11. Book/adjusted carrying value at end of current period (Lines 1+2+3+4+5-6-7+8-9+10) .....	425,501	325,433
12. Deduct total nonadmitted amounts .....	0	0
13. Statement value at end of current period (Line 11 minus Line 12) .....	425,501	325,433

SCHEDULE D - PART 1B

Showing the Acquisitions, Dispositions and Non-Trading Activity  
During the Current Quarter for all Bonds and Preferred Stock by NAIC Designation

NAIC Designation	1 Book/Adjusted Carrying Value Beginning of Current Quarter	2 Acquisitions During Current Quarter	3 Dispositions During Current Quarter	4 Non-Trading Activity During Current Quarter	5 Book/Adjusted Carrying Value End of First Quarter	6 Book/Adjusted Carrying Value End of Second Quarter	7 Book/Adjusted Carrying Value End of Third Quarter	8 Book/Adjusted Carrying Value December 31 Prior Year
BONDS								
1. NAIC 1 (a) .....	1,808,162	6,887,312	6,820,000	8,183	1,808,162	1,883,657	0	1,104,023
2. NAIC 2 (a) .....	0	0	0	0	0	0	0	0
3. NAIC 3 (a) .....	0	0	0	0	0	0	0	0
4. NAIC 4 (a) .....	0	0	0	0	0	0	0	0
5. NAIC 5 (a) .....	0	0	0	0	0	0	0	0
6. NAIC 6 (a) .....	0	0	0	0	0	0	0	0
7. Total Bonds	1,808,162	6,887,312	6,820,000	8,183	1,808,162	1,883,657	0	1,104,023
PREFERRED STOCK								
8. NAIC 1 .....	0	0	0	0	0	0	0	0
9. NAIC 2 .....	0	0	0	0	0	0	0	0
10. NAIC 3 .....	0	0	0	0	0	0	0	0
11. NAIC 4 .....	0	0	0	0	0	0	0	0
12. NAIC 5 .....	0	0	0	0	0	0	0	0
13. NAIC 6 .....	0	0	0	0	0	0	0	0
14. Total Preferred Stock .....	0	0	0	0	0	0	0	0
15. Total Bonds and Preferred Stock	1,808,162	6,887,312	6,820,000	8,183	1,808,162	1,883,657	0	1,104,023

(a) Book/Adjusted Carrying Value column for the end of the current reporting period includes the following amount of short-term and cash equivalent bonds by NAIC designation:

NAIC 1 \$ 1,458,155 ; NAIC 2 \$ 0 ; NAIC 3 \$ 0 NAIC 4 \$ 0 ; NAIC 5 \$ 0 ; NAIC 6 \$ 0

SCHEDULE DA - PART 1

Short-Term Investments

	1	2	3	4	5
	Book/Adjusted Carrying Value	Prior Year Value	Actual Cost	Interest Collected Year-to-Date	Paid for Accrued Interest Year-to-Date
9199999 Totals		XX			

NONE

SCHEDULE DA - VERIFICATION

Short-Term Investments

	1	2
	Year To Date	Prior Year Ended December 31
1. Book/adjusted carrying value, December 31 of prior year .....	0	0
2. Cost of short-term investments acquired .....	0	503,912
3. Accrual of discount .....	0	3,088
4. Unrealized valuation increase (decrease) .....	0	0
5. Total gain (loss) on disposals .....	0	0
6. Deduct consideration received on disposals .....	0	507,000
7. Deduct amortization of premium .....	0	0
8. Total foreign exchange change in book/adjusted carrying value .....	0	0
9. Deduct current year's other than temporary impairment recognized .....	0	0
10. Book/adjusted carrying value at end of current period (Lines 1+2+3+4+5-6-7+8-9) .....	0	0
11. Deduct total nonadmitted amounts .....	0	0
12. Statement value at end of current period (Line 10 minus Line 11)	0	0

Schedule DB - Part A - Verification - Options, Caps, Floors, Collars, Swaps and Forwards

**N O N E**

Schedule DB - Part B - Verification - Futures Contracts

**N O N E**

Schedule DB - Part C - Section 1 - Replication (Synthetic Asset) Transactions (RSATs) Open

**N O N E**

Schedule DB-Part C-Section 2-Reconciliation of Replication (Synthetic Asset) Transactions Open

**N O N E**

Schedule DB - Verification - Book/Adjusted Carrying Value, Fair Value and Potential Exposure of  
Derivatives

**N O N E**



SCHEDULE E - PART 2 - VERIFICATION

(Cash Equivalents)

	1	2
	Year To Date	Prior Year Ended December 31
1. Book/adjusted carrying value, December 31 of prior year .....	779,250	1,089,725
2. Cost of cash equivalents acquired .....	9,380,720	11,401,280
3. Accrual of discount .....	13,029	15,911
4. Unrealized valuation increase (decrease) .....	0	0
5. Total gain (loss) on disposals .....	0	1
6. Deduct consideration received on disposals .....	8,710,617	11,727,667
7. Deduct amortization of premium .....	0	0
8. Total foreign exchange change in book/adjusted carrying value .....	0	0
9. Deduct current year's other than temporary impairment recognized .....	0	0
10. Book/adjusted carrying value at end of current period (Lines 1+2+3+4+5-6-7+8-9) .....	1,462,382	779,250
11. Deduct total nonadmitted amounts .....	0	0
12. Statement value at end of current period (Line 10 minus Line 11)	1,462,382	779,250

Schedule A - Part 2 - Real Estate Acquired and Additions Made

**N O N E**

Schedule A - Part 3 - Real Estate Disposed

**N O N E**

Schedule B - Part 2 - Mortgage Loans Acquired and Additions Made

**N O N E**

Schedule B - Part 3 - Mortgage Loans Disposed, Transferred or Repaid

**N O N E**

Schedule BA - Part 2 - Other Long-Term Invested Assets Acquired and Additions Made

**N O N E**

Schedule BA - Part 3 - Other Long-Term Invested Assets Disposed, Transferred or Repaid

**N O N E**

Schedule D - Part 3 - Long-Term Bonds and Stocks Acquired

**N O N E**

Schedule D - Part 4 - Long-Term Bonds and Stocks Sold, Redeemed or Otherwise Disposed Of

**N O N E**

Schedule DB - Part A - Section 1 - Options, Caps, Floors, Collars, Swaps and Forwards Open

**N O N E**

Schedule DB - Part B - Section 1 - Futures Contracts Open

**N O N E**

Schedule DB - Part B - Section 1B - Brokers with whom cash deposits have been made

**N O N E**

Schedule DB - Part D - Section 1 - Counterparty Exposure for Derivative Instruments Open

**N O N E**

Schedule DB - Part D-Section 2 - Collateral for Derivative Instruments Open - Pledged By

**N O N E**

Schedule DB - Part D-Section 2 - Collateral for Derivative Instruments Open - Pledged To

**N O N E**

Schedule DL - Part 1 - Reinvested Collateral Assets Owned

**N O N E**

Schedule DL - Part 2 - Reinvested Collateral Assets Owned

**N O N E**

STATEMENT AS OF JUNE 30, 2019 OF THE Aetna Better Health of Iowa Inc.

## SCHEDULE E - PART 1 - CASH

### Month End Depository Balances

[illegible]

## SCHEDULE E - PART 2 - CASH EQUIVALENTS

	3	4	
--	---	---	--

[illegible]