



HEALTH QUARTERLY STATEMENT

AS OF JUNE 30, 2019

OF THE CONDITION AND AFFAIRS OF THE

UnitedHealthcare Community Plan of Ohio, Inc.

 NAIC Group Code 0707 0707 NAIC Company Code 12323 Employer's ID Number 56-2451429
 (Current) (Prior)
Organized under the Laws of Ohio, State of Domicile or Port of Entry OHCountry of Domicile United States of AmericaLicensed as business type: Health Maintenance Organization

Is HMO Federally Qualified? Yes [] No [X]

Incorporated/Organized 03/29/2004 Commenced Business 10/01/2005Statutory Home Office 5900 Parkwood Place, Dublin, OH, US 43016
(Street and Number) (City or Town, State, Country and Zip Code)Main Administrative Office 9800 Health Care Lane MN006-W500
(Street and Number) 952-931-4014
Minnetonka, MN, US 55343 (Area Code) (Telephone Number)
(City or Town, State, Country and Zip Code)Mail Address 9800 Health Care Lane MN006-W500, Minnetonka, MN, US 55343
(Street and Number or P.O. Box) (City or Town, State, Country and Zip Code)Primary Location of Books and Records 9800 Health Care Lane MN006-W500
(Street and Number) 952-931-4014
Minnetonka, MN, US 55343 (Area Code) (Telephone Number)
(City or Town, State, Country and Zip Code)Internet Website Address www.uhccommunityplan.comStatutory Statement Contact Rachel Ivelisse Ramos, +1(952) 406-4923
(Name) (Area Code) (Telephone Number)
rachel_ramos@uhc.com 952-931-4651
(E-mail Address) (FAX Number)

OFFICERS

 President, Chief Executive Officer Tracy Lynn Davidson Chief Financial Officer Dale Ray Moore
 Secretary Christina Regina Palme-Krizak Treasurer Peter Marshall Gill

OTHER

Nyle Brent Cottingham, Vice President Heather Anastasia Lang, Assistant Secretary

DIRECTORS OR TRUSTEES

Richard Gordon Dunlop Joseph Gilbert Gaudio Brendan Paul Hostetler #
State of Ohio
County of DelawareState of Minnesota
County of HennepinState of Ohio
County of Delaware

The officers of this reporting entity being duly sworn, each depose and say that they are the described officers of said reporting entity, and that on the reporting period stated above, all of the herein described assets were the absolute property of the said reporting entity, free and clear from any liens or claims thereon, except as herein stated, and that this statement, together with related exhibits, schedules and explanations therein contained, annexed or referred to, is a full and true statement of all the assets and liabilities and of the condition and affairs of the said reporting entity as of the reporting period stated above, and of its income and deductions there from for the period ended, and have been completed in accordance with the NAIC Annual Statement Instructions and Accounting Practices and Procedures manual except to the extent that: (1) state law may differ; or, (2) that state rules or regulations require differences in reporting not related to accounting practices and procedures, according to the best of their information, knowledge and belief, respectively. Furthermore, the scope of this attestation by the described officers also includes the related corresponding electronic filing with the NAIC, when required, that is an exact copy (except for formatting differences due to electronic filing) of the enclosed statement. The electronic filing may be requested by various regulators in lieu of or in addition to the enclosed statement.


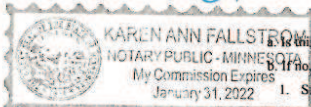
Tracy Lynn Davidson
 President, Chief Executive Officer

Christina Regina Palme-Krizak
 Secretary

Dale Ray Moore
 Chief Financial Officer

 Subscribed and sworn to before me this 14th day of August, 2019
Carol A. Hauger

 Subscribed and sworn to before me this 26th day of July, 2019
Karen Ann Fallstrom

 Subscribed and sworn to before me this 14th day of August, 2019
Carol A. Hauger


Is this an original filing? Yes [X] No []

1. State the amendment number.....

2. Date filed.....

3. Number of pages attached.....

ASSETS

	Current Statement Date			4 December 31 Prior Year Net Admitted Assets
	1 Assets	2 Nonadmitted Assets	3 Net Admitted Assets (Cols. 1 - 2)	
1. Bonds	328,225,705	0	328,225,705	335,601,624
2. Stocks:				
2.1 Preferred stocks	0	0	0	0
2.2 Common stocks	0	0	0	0
3. Mortgage loans on real estate:				
3.1 First liens	0	0	0	0
3.2 Other than first liens.....	0	0	0	0
4. Real estate:				
4.1 Properties occupied by the company (less \$0 encumbrances)	0	0	0	0
4.2 Properties held for the production of income (less \$0 encumbrances)	0	0	0	0
4.3 Properties held for sale (less \$0 encumbrances)	0	0	0	0
5. Cash (\$101,021), cash equivalents (\$27,018,811) and short-term investments (\$373,824)	27,493,656	0	27,493,656	90,090,351
6. Contract loans (including \$0 premium notes)	0	0	0	0
7. Derivatives	0	0	0	0
8. Other invested assets	0	0	0	0
9. Receivables for securities	0	0	0	0
10. Securities lending reinvested collateral assets	0	0	0	0
11. Aggregate write-ins for invested assets	0	0	0	0
12. Subtotals, cash and invested assets (Lines 1 to 11)	355,719,361	0	355,719,361	425,691,975
13. Title plants less \$0 charged off (for Title insurers only)	0	0	0	0
14. Investment income due and accrued	2,373,109	0	2,373,109	2,518,418
15. Premiums and considerations:				
15.1 Uncollected premiums and agents' balances in the course of collection	16,349,804	0	16,349,804	14,107,255
15.2 Deferred premiums, agents' balances and installments booked but deferred and not yet due (including \$0 earned but unbilled premiums)	0	0	0	0
15.3 Accrued retrospective premiums (\$1,903,103) and contracts subject to redetermination (\$60,037,637)	61,940,740	0	61,940,740	88,521,767
16. Reinsurance:				
16.1 Amounts recoverable from reinsurers	0	0	0	0
16.2 Funds held by or deposited with reinsured companies	0	0	0	0
16.3 Other amounts receivable under reinsurance contracts	0	0	0	0
17. Amounts receivable relating to uninsured plans	16,252,627	0	16,252,627	12,343,261
18.1 Current federal and foreign income tax recoverable and interest thereon	10,035,148	0	10,035,148	5,361,701
18.2 Net deferred tax asset	5,429,982	0	5,429,982	4,216,740
19. Guaranty funds receivable or on deposit	0	0	0	0
20. Electronic data processing equipment and software	0	0	0	0
21. Furniture and equipment, including health care delivery assets (\$0)	0	0	0	0
22. Net adjustment in assets and liabilities due to foreign exchange rates	0	0	0	0
23. Receivables from parent, subsidiaries and affiliates	3,051,597	3,051,597	0	0
24. Health care (\$22,983,902) and other amounts receivable	44,127,774	21,143,872	22,983,902	23,983,228
25. Aggregate write-ins for other than invested assets	0	0	0	0
26. Total assets excluding Separate Accounts, Segregated Accounts and Protected Cell Accounts (Lines 12 to 25)	515,280,142	24,195,469	491,084,673	576,744,345
27. From Separate Accounts, Segregated Accounts and Protected Cell Accounts	0	0	0	0
28. Total (Lines 26 and 27)	515,280,142	24,195,469	491,084,673	576,744,345
DETAILS OF WRITE-INS				
1101.				
1102.				
1103.				
1198. Summary of remaining write-ins for Line 11 from overflow page	0	0	0	0
1199. Totals (Lines 1101 through 1103 plus 1198)(Line 11 above)	0	0	0	0
2501.				
2502.				
2503.				
2598. Summary of remaining write-ins for Line 25 from overflow page	0	0	0	0
2599. Totals (Lines 2501 through 2503 plus 2598)(Line 25 above)	0	0	0	0

LIABILITIES, CAPITAL AND SURPLUS

	Current Period			Prior Year
	1 Covered	2 Uncovered	3 Total	4 Total
1. Claims unpaid (less \$16,856,771 reinsurance ceded)	183,534,423	0	183,534,423	153,990,191
2. Accrued medical incentive pool and bonus amounts	451,516	0	451,516	353,256
3. Unpaid claims adjustment expenses	2,199,919	0	2,199,919	2,132,603
4. Aggregate health policy reserves, including the liability of \$0 for medical loss ratio rebate per the Public Health Service Act	343,369	0	343,369	528,760
5. Aggregate life policy reserves	0	0	0	0
6. Property/casualty unearned premium reserve	0	0	0	0
7. Aggregate health claim reserves	6,208,792	0	6,208,792	5,524,453
8. Premiums received in advance	0	0	0	0
9. General expenses due or accrued	23,094,532	0	23,094,532	34,111,597
10.1 Current federal and foreign income tax payable and interest thereon (including \$0 on realized gains (losses))	0	0	0	0
10.2 Net deferred tax liability	0	0	0	0
11. Ceded reinsurance premiums payable	229,718	0	229,718	255,598
12. Amounts withheld or retained for the account of others.....	0	0	0	0
13. Remittances and items not allocated	390,615	0	390,615	0
14. Borrowed money (including \$0 current) and interest thereon \$0 (including \$0 current)	0	0	0	0
15. Amounts due to parent, subsidiaries and affiliates	0	0	0	14,700,043
16. Derivatives	0	0	0	0
17. Payable for securities	424,877	0	424,877	0
18. Payable for securities lending	0	0	0	0
19. Funds held under reinsurance treaties (with \$0 authorized reinsurers, \$0 unauthorized reinsurers and \$0 certified reinsurers).....	0	0	0	0
20. Reinsurance in unauthorized and certified (\$0) companies	0	0	0	0
21. Net adjustments in assets and liabilities due to foreign exchange rates	0	0	0	0
22. Liability for amounts held under uninsured plans	2,486,176	0	2,486,176	2,366,249
23. Aggregate write-ins for other liabilities (including \$4,524 current)	4,524	0	4,524	4,524
24. Total liabilities (Lines 1 to 23)	219,368,461	0	219,368,461	213,967,274
25. Aggregate write-ins for special surplus funds	XXX	XXX	20,029,016	0
26. Common capital stock	XXX	XXX	1,000	1,000
27. Preferred capital stock	XXX	XXX	0	0
28. Gross paid in and contributed surplus	XXX	XXX	21,227,057	21,227,057
29. Surplus notes	XXX	XXX	0	0
30. Aggregate write-ins for other than special surplus funds	XXX	XXX	0	0
31. Unassigned funds (surplus)	XXX	XXX	230,459,139	341,549,014
32. Less treasury stock, at cost:				
32.10 shares common (value included in Line 26 \$0)	XXX	XXX	0	0
32.20 shares preferred (value included in Line 27 \$0)	XXX	XXX	0	0
33. Total capital and surplus (Lines 25 to 31 minus Line 32)	XXX	XXX	271,716,212	362,777,071
34. Total liabilities, capital and surplus (Lines 24 and 33)	XXX	XXX	491,084,673	576,744,345
DETAILS OF WRITE-INS				
2301. Unclaimed Property	4,524	0	4,524	4,524
2302.				
2303.				
2398. Summary of remaining write-ins for Line 23 from overflow page	0	0	0	0
2399. Totals (Lines 2301 through 2303 plus 2398)(Line 23 above)	4,524	0	4,524	4,524
2501. Section 9010 ACA Subsequent Fee Year Assessment	XXX	XXX	20,029,016	0
2502.	XXX	XXX		
2503.	XXX	XXX		
2598. Summary of remaining write-ins for Line 25 from overflow page	XXX	XXX	0	0
2599. Totals (Lines 2501 through 2503 plus 2598)(Line 25 above)	XXX	XXX	20,029,016	0
3001.	XXX	XXX		
3002.	XXX	XXX		
3003.	XXX	XXX		
3098. Summary of remaining write-ins for Line 30 from overflow page	XXX	XXX	0	0
3099. Totals (Lines 3001 through 3003 plus 3098)(Line 30 above)	XXX	XXX	0	0

STATEMENT OF REVENUE AND EXPENSES

	Current Year To Date		Prior Year To Date	Prior Year Ended December 31
	1 Uncovered	2 Total	3 Total	4 Total
1. Member Months	XXX	1,841,247	1,934,540	3,833,905
2. Net premium income (including \$0 non-health premium income).....	XXX	1,240,196,897	1,207,410,479	2,509,181,293
3. Change in unearned premium reserves and reserve for rate credits.....	XXX	2,105,065	2,803,459	1,303,323
4. Fee-for-service (net of \$0 medical expenses).....	XXX	0	0	0
5. Risk revenue	XXX	0	0	0
6. Aggregate write-ins for other health care related revenues	XXX	0	0	0
7. Aggregate write-ins for other non-health revenues	XXX	0	0	0
8. Total revenues (Lines 2 to 7)	XXX	1,242,301,962	1,210,213,938	2,510,484,616
Hospital and Medical:				
9. Hospital/medical benefits	0	931,326,173	766,867,517	1,640,857,634
10. Other professional services	0	22,189,816	23,002,450	45,115,660
11. Outside referrals	0	0	0	0
12. Emergency room and out-of-area	0	0	0	0
13. Prescription drugs	0	195,021,728	181,952,006	354,996,892
14. Aggregate write-ins for other hospital and medical	0	0	0	0
15. Incentive pool, withhold adjustments and bonus amounts	0	1,800,941	(30,566)	335,189
16. Subtotal (Lines 9 to 15)	0	1,150,338,658	971,791,407	2,041,305,375
Less:				
17. Net reinsurance recoveries	0	11,190,316	20,132,903	36,976,805
18. Total hospital and medical (Lines 16 minus 17)	0	1,139,148,342	951,658,504	2,004,328,570
19. Non-health claims (net)	0	0	0	0
20. Claims adjustment expenses, including \$32,188,420 cost containment expenses	0	51,003,119	47,719,918	102,352,197
21. General administrative expenses	0	105,245,394	142,693,369	247,143,730
22. Increase in reserves for life and accident and health contracts (including \$0 increase in reserves for life only)	0	0	0	0
23. Total underwriting deductions (Lines 18 through 22).....	0	1,295,396,855	1,142,071,791	2,353,824,497
24. Net underwriting gain or (loss) (Lines 8 minus 23)	XXX	(53,094,893)	68,142,147	156,660,119
25. Net investment income earned	0	5,755,648	4,622,555	10,358,915
26. Net realized capital gains (losses) less capital gains tax of \$91,774	0	329,635	(123,922)	(101,064)
27. Net investment gains (losses) (Lines 25 plus 26)	0	6,085,283	4,498,633	10,257,851
28. Net gain or (loss) from agents' or premium balances charged off [(amount recovered \$0) (amount charged off \$0)].....	0	0	0	0
29. Aggregate write-ins for other income or expenses	0	0	(12,000)	(11,811)
30. Net income or (loss) after capital gains tax and before all other federal income taxes (Lines 24 plus 27 plus 28 plus 29)	XXX	(47,009,610)	72,628,780	166,906,159
31. Federal and foreign income taxes incurred	XXX	(9,973,920)	22,604,036	42,188,445
32. Net income (loss) (Lines 30 minus 31)	XXX	(37,035,690)	50,024,744	124,717,714
DETAILS OF WRITE-INS				
0601.	XXX			
0602.	XXX			
0603.	XXX			
0698. Summary of remaining write-ins for Line 6 from overflow page	XXX	0	0	0
0699. Totals (Lines 0601 through 0603 plus 0698)(Line 6 above)	XXX	0	0	0
0701.	XXX			
0702.	XXX			
0703.	XXX			
0798. Summary of remaining write-ins for Line 7 from overflow page	XXX	0	0	0
0799. Totals (Lines 0701 through 0703 plus 0798)(Line 7 above)	XXX	0	0	0
1401.				
1402.				
1403.				
1498. Summary of remaining write-ins for Line 14 from overflow page	0	0	0	0
1499. Totals (Lines 1401 through 1403 plus 1498)(Line 14 above)	0	0	0	0
2901. Fines & Penalties	0	0	(12,000)	(12,000)
2902. Other Income	0	0	0	189
2903.				
2998. Summary of remaining write-ins for Line 29 from overflow page	0	0	0	0
2999. Totals (Lines 2901 through 2903 plus 2998)(Line 29 above)	0	0	(12,000)	(11,811)

STATEMENT OF REVENUE AND EXPENSES (Continued)

	1 Current Year to Date	2 Prior Year to Date	3 Prior Year Ended December 31
CAPITAL AND SURPLUS ACCOUNT			
33. Capital and surplus prior reporting year.....	362,777,071	273,128,765	273,128,765
34. Net income or (loss) from Line 32	(37,035,690)	50,024,744	124,717,714
35. Change in valuation basis of aggregate policy and claim reserves	0	0	0
36. Change in net unrealized capital gains (losses) less capital gains tax of \$309	1,163	797	(1,071)
37. Change in net unrealized foreign exchange capital gain or (loss)	0	0	0
38. Change in net deferred income tax	1,213,551	287,630	2,589,700
39. Change in nonadmitted assets	(5,239,883)	(1,369,668)	(12,658,037)
40. Change in unauthorized and certified reinsurance	0	0	0
41. Change in treasury stock	0	0	0
42. Change in surplus notes	0	0	0
43. Cumulative effect of changes in accounting principles.....	0	0	0
44. Capital Changes:			
44.1 Paid in	0	0	0
44.2 Transferred from surplus (Stock Dividend).....	0	0	0
44.3 Transferred to surplus.....	0	0	0
45. Surplus adjustments:			
45.1 Paid in	0	0	0
45.2 Transferred to capital (Stock Dividend)	0	0	0
45.3 Transferred from capital	0	0	0
46. Dividends to stockholders	(50,000,000)	(25,000,000)	(25,000,000)
47. Aggregate write-ins for gains or (losses) in surplus	0	0	0
48. Net change in capital & surplus (Lines 34 to 47)	(91,060,859)	23,943,503	89,648,306
49. Capital and surplus end of reporting period (Line 33 plus 48)	271,716,212	297,072,268	362,777,071
DETAILS OF WRITE-INS			
4701.			
4702.			
4703.			
4798. Summary of remaining write-ins for Line 47 from overflow page	0	0	0
4799. Totals (Lines 4701 through 4703 plus 4798)(Line 47 above)	0	0	0

CASH FLOW

	1 Current Year To Date	2 Prior Year To Date	3 Prior Year Ended December 31
Cash from Operations			
1. Premiums collected net of reinsurance	1,266,429,169	1,193,622,868	2,440,034,025
2. Net investment income	6,941,367	6,030,308	13,205,955
3. Miscellaneous income	0	0	0
4. Total (Lines 1 to 3)	1,273,370,536	1,199,653,176	2,453,239,980
5. Benefit and loss related payments	1,108,849,021	956,359,993	2,003,291,109
6. Net transfers to Separate Accounts, Segregated Accounts and Protected Cell Accounts	0	0	0
7. Commissions, expenses paid and aggregate write-ins for deductions	170,991,942	167,212,228	353,206,757
8. Dividends paid to policyholders	0	0	0
9. Federal and foreign income taxes paid (recovered) net of \$0 tax on capital gains (losses)	(5,208,700)	26,292,703	54,480,703
10. Total (Lines 5 through 9)	1,274,632,263	1,149,864,924	2,410,978,569
11. Net cash from operations (Line 4 minus Line 10)	(1,261,727)	49,788,252	42,261,411
Cash from Investments			
12. Proceeds from investments sold, matured or repaid:			
12.1 Bonds	69,483,092	40,424,339	109,602,636
12.2 Stocks	0	0	0
12.3 Mortgage loans	0	0	0
12.4 Real estate	0	0	0
12.5 Other invested assets	0	0	0
12.6 Net gains or (losses) on cash, cash equivalents and short-term investments	4,090	1,049	(2,443)
12.7 Miscellaneous proceeds	424,877	507,872	0
12.8 Total investment proceeds (Lines 12.1 to 12.7)	69,912,059	40,933,260	109,600,193
13. Cost of investments acquired (long-term only):			
13.1 Bonds	62,724,551	77,853,908	156,359,404
13.2 Stocks	0	0	0
13.3 Mortgage loans	0	0	0
13.4 Real estate	0	0	0
13.5 Other invested assets	0	0	0
13.6 Miscellaneous applications	0	0	0
13.7 Total investments acquired (Lines 13.1 to 13.6)	62,724,551	77,853,908	156,359,404
14. Net increase (or decrease) in contract loans and premium notes	0	0	0
15. Net cash from investments (Line 12.8 minus Line 13.7 and Line 14)	7,187,508	(36,920,648)	(46,759,211)
Cash from Financing and Miscellaneous Sources			
16. Cash provided (applied):			
16.1 Surplus notes, capital notes	0	0	0
16.2 Capital and paid in surplus, less treasury stock	0	0	0
16.3 Borrowed funds	0	0	0
16.4 Net deposits on deposit-type contracts and other insurance liabilities	0	0	0
16.5 Dividends to stockholders	50,000,000	25,000,000	25,000,000
16.6 Other cash provided (applied)	(18,522,476)	7,326,475	(7,122,791)
17. Net cash from financing and miscellaneous sources (Line 16.1 through Line 16.4 minus Line 16.5 plus Line 16.6)	(68,522,476)	(17,673,525)	(32,122,791)
RECONCILIATION OF CASH, CASH EQUIVALENTS AND SHORT-TERM INVESTMENTS			
18. Net change in cash, cash equivalents and short-term investments (Line 11, plus Lines 15 and 17)	(62,596,695)	(4,805,921)	(36,620,591)
19. Cash, cash equivalents and short-term investments:			
19.1 Beginning of year	90,090,351	126,710,942	126,710,942
19.2 End of period (Line 18 plus Line 19.1)	27,493,656	121,905,021	90,090,351

Note: Supplemental disclosures of cash flow information for non-cash transactions:

--	--	--	--

EXHIBIT OF PREMIUMS, ENROLLMENT AND UTILIZATION

	1 Total	Comprehensive (Hospital & Medical)		4 Medicare Supplement	5 Vision Only	6 Dental Only	7 Federal Employees Health Benefit Plan	8 Title XVIII Medicare	9 Title XIX Medicaid	10 Other
		2 Individual	3 Group							
Total Members at end of:										
1. Prior Year	304,233	0	0	0	0	0	0	0	304,233	0
2. First Quarter	303,925	0	0	0	0	0	0	0	303,925	0
3. Second Quarter	304,583	0	0	0	0	0	0	0	304,583	0
4. Third Quarter	0	0	0	0	0	0	0	0	0	0
5. Current Year	0	0	0	0	0	0	0	0	0	0
6. Current Year Member Months	1,841,247	0	0	0	0	0	0	0	1,841,247	0
Total Member Ambulatory Encounters for Period:										
7. Physician	1,811,871	0	0	0	0	0	0	0	1,811,871	0
8. Non-Physician	1,183,824	0	0	0	0	0	0	0	1,183,824	0
9. Total	2,995,695	0	0	0	0	0	0	0	2,995,695	0
10. Hospital Patient Days Incurred	1,121,792	0	0	0	0	0	0	0	1,121,792	0
11. Number of Inpatient Admissions	61,688	0	0	0	0	0	0	0	61,688	0
12. Health Premiums Written (a)	1,254,708,013	0	0	0	0	0	0	0	1,254,708,013	0
13. Life Premiums Direct	0	0	0	0	0	0	0	0	0	0
14. Property/Casualty Premiums Written	0	0	0	0	0	0	0	0	0	0
15. Health Premiums Earned	1,256,813,078	0	0	0	0	0	0	0	1,256,813,078	0
16. Property/Casualty Premiums Earned	0	0	0	0	0	0	0	0	0	0
17. Amount Paid for Provision of Health Care Services.....	1,121,644,910	0	0	0	0	0	0	0	1,121,644,910	0
18. Amount Incurred for Provision of Health Care Services	1,150,338,658	0	0	0	0	0	0	0	1,150,338,658	0

(a) For health premiums written: amount of Medicare Title XVIII exempt from state taxes or fees \$ 157,563,276

STATEMENT AS OF JUNE 30, 2019 OF THE UnitedHealthcare Community Plan of Ohio, Inc.

CLAIMS UNPAID AND INCENTIVE POOL, WITHHOLD AND BONUS (Reported and Unreported)

[illegible]

oo

UNDERWRITING AND INVESTMENT EXHIBIT

ANALYSIS OF CLAIMS UNPAID - PRIOR YEAR - NET OF REINSURANCE

Line of Business	Claims Paid Year to Date		Liability End of Current Quarter		5 Claims Incurred in Prior Years (Columns 1 + 3)	6 Estimated Claim Reserve and Claim Liability December 31 of Prior Year
	1 On Claims Incurred Prior to January 1 of Current Year	2 On Claims Incurred During the Year	3 On Claims Unpaid Dec. 31 of Prior Year	4 On Claims Incurred During the Year		
1. Comprehensive (hospital and medical)	0	0	0	0	0	0
2. Medicare Supplement	0	0	0	0	0	0
3. Dental Only	0	0	0	0	0	0
4. Vision Only	0	0	0	0	0	0
5. Federal Employees Health Benefits Plan	0	0	0	0	0	0
6. Title XVIII - Medicare	0	0	0	0	0	0
7. Title XIX - Medicaid	127,561,574	979,584,766	8,111,797	181,631,417	135,673,371	159,514,643
8. Other health	0	0	0	0	0	0
9. Health subtotal (Lines 1 to 8)	127,561,574	979,584,766	8,111,797	181,631,417	135,673,371	159,514,643
10. Healthcare receivables (a)	6,240,357	21,257,024	0	3,020,836	6,240,357	30,490,707
11. Other non-health	0	0	0	0	0	0
12. Medical incentive pools and bonus amounts	1,688,462	14,219	353,227	98,289	2,041,689	353,256
13. Totals (Lines 9-10+11+12)	123,009,679	958,341,961	8,465,024	178,708,870	131,474,703	129,377,192

(a) Excludes \$ 13,609,556 loans or advances to providers not yet expensed.

NOTES TO FINANCIAL STATEMENTS

1. SUMMARY OF SIGNIFICANT ACCOUNTING POLICIES AND GOING CONCERN

A. Accounting Practices

The statutory basis financial statements of UnitedHealthcare Community Plan of Ohio, Inc. (the “Company”) are presented on the basis of accounting practices prescribed or permitted by the Ohio Department of Insurance (“ODI”).

The ODI recognizes only statutory accounting practices, prescribed or permitted by the State of Ohio, for determining and reporting the financial condition and results of operations of a health insuring corporation (“HIC”), for determining its solvency under Ohio Insurance Law. The state prescribes the use of the National Association of Insurance Commissioners’ (“NAIC”) Accounting Practices and Procedures manual (“NAIC SAP”) in effect for the accounting periods covered in the statutory basis financial statements.

No significant differences exist between the practices prescribed or permitted by the State of Ohio and the NAIC SAP which materially affect the statutory basis net (loss) income and capital and surplus, as illustrated in the table below:

	SSAP #	F/S Page #	F/S Line #	June 30, 2019	December 31, 2018
Net (Loss) Income					
(1) Company state basis (Page 4, Line 32, Columns 2 & 4)	XXX	XXX	XXX	\$ (37,035,690)	\$ 124,717,714
(2) State prescribed practices that are an increase/(decrease) from NAIC SAP: Not Applicable				-	-
(3) State permitted practices that are an increase/(decrease) from NAIC SAP: Not Applicable				-	-
(4) NAIC SAP (1 - 2 - 3 = 4)	XXX	XXX	XXX	<u>\$ (37,035,690)</u>	<u>\$ 124,717,714</u>
Capital and Surplus					
(5) Company state basis (Page 3, Line 33, Columns 3 & 4)	XXX	XXX	XXX	\$ 271,716,212	\$ 362,777,071
(6) State prescribed practices that are an increase/(decrease) from NAIC SAP: Not Applicable				-	-
(7) State permitted practices that are an increase/(decrease) from NAIC SAP: Not Applicable				-	-
(8) NAIC SAP (5 - 6 - 7 = 8)	XXX	XXX	XXX	<u>\$ 271,716,212</u>	<u>\$ 362,777,071</u>

B. Use of Estimates in the Preparation of the Statutory Basis Financial Statements

No significant change.

C. Accounting Policy

(1–5) No significant change.

(6) U.S. government and agency securities and corporate debt securities include loan-backed securities (mortgage-backed securities and asset-backed securities), which are valued using the retrospective adjustment methodology. Prepayment assumptions for the determination of the book/adjusted carrying value, commonly referred to as amortized cost, of loan-backed securities are based on a three-month constant prepayment rate history obtained from external data source vendors. The Company’s investment policy limits investments in nonagency residential mortgage-backed securities, including home equity and sub-prime mortgages, to 10% of total cash and invested assets. Total combined investments in mortgage-backed securities and asset-backed securities cannot exceed more than 30% of total cash and invested assets.

(7–13) No significant change.

D. Going Concern

The Company has the ability and will continue to operate for a period of time sufficient to carry out its commitments, obligations and business objectives.

2. ACCOUNTING CHANGES AND CORRECTION OF ERRORS

No significant change.

3. BUSINESS COMBINATIONS AND GOODWILL

A–D. No significant change.

4. DISCONTINUED OPERATIONS

A. Discontinued Operation Disposed of or Classified as Held for Sale

(1–4) No significant change.

B. Change in Plan of Sale of Discontinued Operations — Not applicable.

C. Nature of any Significant Continuing Involvement with Discontinued Operations after Disposal — Not applicable.

D. Equity Interest Retained in the Discontinued Operation after Disposal — Not applicable.

5. INVESTMENTS AND OTHER INVESTED ASSETS

A. Mortgage Loans, including Mezzanine Real Estate Loans

No significant change.

B. Debt Restructuring

No significant change.

C. Reverse Mortgages

No significant change.

D. Loan-Backed Securities

- (1) U.S. government and agency securities and corporate debt securities include loan-backed securities (mortgage-backed securities and asset-backed securities), which are valued using the retrospective adjustment methodology. Prepayment assumptions for the determination of the book/adjusted carrying value, commonly referred to as amortized cost, of loan-backed securities are based on a three-month constant prepayment rate history obtained from external data source vendors.
- (2) The Company did not recognize any other-than-temporary impairments ("OTTIs") on loan-backed securities as of June 30, 2019.
- (3) The Company did not have any loan-backed securities with OTTIs to report by CUSIP as of June 30, 2019.
- (4) The following table illustrates the fair value, gross unrecognized unrealized losses, and length of time that the loan-backed securities have been in a continuous unrecognized unrealized loss position as of June 30, 2019 and December 31, 2018:

	June 30, 2019
The aggregate amount of unrealized losses:	
1. Less than 12 months	\$ 8,110
2. 12 Months or longer	205,831
The aggregate related fair value of securities with unrealized losses:	
1. Less than 12 months	3,643,929
2. 12 Months or longer	28,431,694
	December 31, 2018
The aggregate amount of unrealized losses:	
1. Less than 12 months	\$ 278,743
2. 12 Months or longer	1,147,151
The aggregate related fair value of securities with unrealized losses:	
1. Less than 12 months	35,733,253
2. 12 Months or longer	40,453,540

- (5) The Company believes that it will collect all principal and interest due on all investments that have an amortized cost in excess of fair value. The unrecognized unrealized losses as of June 30, 2019 were primarily caused by interest rate increases and not by unfavorable changes in the credit ratings associated with these securities.

E. Dollar Repurchase Agreements and/or Securities Lending Transactions — Not applicable.

F. Repurchase Agreements Transactions Accounted for as Secured Borrowing — Not applicable.

G. Reverse Repurchase Agreements Transactions Accounted for as Secured Borrowing — Not applicable.

H. Repurchase Agreements Transactions Accounted for as a Sale — Not applicable.

I. Reverse Repurchase Agreements Transactions Accounted for as a Sale — Not applicable.

J. Real Estate — Not applicable.

K. Low-Income Housing Tax Credits — Not applicable.

L. Restricted Assets

No significant change.

M. Working Capital Finance Investments — Not applicable.

N. Offsetting and Netting of Assets and Liabilities

The Company does not have any offsetting or netting of assets and liabilities as it relates to derivatives, repurchase and reverse repurchase agreements, and securities borrowing and securities lending activities.

O. Structured Notes

The Company does not have any structured notes.

P. 5GI Securities

The Company does not have any investments with an NAIC designation of 5GI as of June 30, 2019 and December 31, 2018.

Q. Short Sales — Not applicable.

R. Prepayment Penalty and Acceleration Fees — Not applicable.

6. JOINT VENTURES, PARTNERSHIPS, AND LIMITED LIABILITY COMPANIES

A–B. No significant change.

7. INVESTMENT INCOME

A–B. No significant change.

8. DERIVATIVE INSTRUMENTS

A–H. No significant change.

9. INCOME TAXES

A–C. No significant change.

- D.** The ratio between the provision for federal income tax incurred and net loss before federal income taxes and net realized capital gains has changed from the prior year primarily due to the annual health insurer fee (“HIF”) under Section 9010 of the Patient Protection and Affordable Care Act. The HIF was included in the statutory basis statements of operations, but was non-deductible for income tax purposes in 2018. The Company was required to expense 100% of the estimated annual fee on January 1, 2018. The Company’s HIF expense was \$35,939,052 in 2018, which was paid in September 2018. Due to the moratorium in 2019, there is no HIF included in the 2019 statutory basis statements of operations.

E–I. No significant change.

10. INFORMATION CONCERNING PARENT, SUBSIDIARIES, AND AFFILIATES

A–O. Material Related Party Transactions

No significant change.

11. DEBT

A–B. The Company had no outstanding debt with third-parties or outstanding Federal Home Loan Bank agreements during 2019 and 2018.

12. RETIREMENT PLANS, DEFERRED COMPENSATION, POSTEMPLOYMENT BENEFITS AND COMPENSATED ABSENCES, AND OTHER POSTRETIREMENT BENEFIT PLANS

A–I. The Company has no defined benefit plans, defined contribution plans, multiemployer plans, consolidated/holding company plans, postemployment benefits, and compensated absences plans and is not impacted by the Medicare Modernization Act on postretirement benefits, since all personnel are employees of United HealthCare Services, Inc. (“UHS”), which provides services to the Company under the terms of a management agreement.

13. CAPITAL AND SURPLUS, SHAREHOLDERS’ DIVIDEND RESTRICTIONS, AND QUASI-REORGANIZATIONS

(1–3) No significant change.

(4) On May 16, 2019, the Company declared an ordinary cash dividend of \$50,000,000 to the sole shareholder, Three Rivers Holdings, Inc. The dividend was paid on June 4, 2019. The ordinary dividend complied with the provisions set forth in the statutes of Ohio. The dividend was recorded as a reduction to unassigned surplus in the statutory basis statements of admitted assets, liabilities, and capital and surplus.

(5–13) No significant change.

14. LIABILITIES, CONTINGENCIES AND ASSESSMENTS

A–E. No significant change.

F. All Other Contingencies

The Company has been, or is currently involved, in various governmental investigations, audits and reviews. These include routine, regular and special investigations, audits and reviews by the Centers for Medicare and Medicaid Services (“CMS”), state insurance and health and welfare departments and other governmental authorities. Certain aspects of the Company’s businesses have been reviewed or are currently under review, for reasons including compliance with coding and other requirements under the Medicare risk-adjustment model.

On February 14, 2017, the Department of Justice (“DOJ”) announced its decision to pursue certain claims within a lawsuit initially asserted against the Company and filed under seal by a whistleblower in 2011. The whistleblower’s complaint, which was unsealed on February 15, 2017, alleges that the Company made improper risk adjustment submissions and violated the False Claims Act. On February 12, 2018, the court granted in part and denied in part the Company’s motion to dismiss. In May 2018, the DOJ moved to dismiss the Company’s counterclaims, which were filed in March 2018, and moved for partial summary judgment. In March 2019, the court denied the government’s motion for partial summary judgment and dismissed the Company’s counterclaims without prejudice. The Company cannot reasonably estimate the outcome that may result from this matter given its procedural status.

Risk Adjustment Data Validation Audit – No significant change.

There are no assets that the Company considers to be impaired at June 30, 2019.

15. LEASES

A–B. No significant change.

16. INFORMATION ABOUT FINANCIAL INSTRUMENTS WITH OFF-BALANCE-SHEET RISK AND FINANCIAL INSTRUMENTS WITH CONCENTRATIONS OF CREDIT RISK

(1–4) No significant change.

17. SALE, TRANSFER, AND SERVICING OF FINANCIAL ASSETS AND EXTINGUISHMENTS OF LIABILITIES

A–C. The Company did not participate in any transfers of receivables, financial assets, or wash sales as of June 30, 2019 or December 31, 2018.

18. GAIN OR LOSS TO THE REPORTING ENTITY FROM UNINSURED PLANS AND THE UNINSURED PORTION OF PARTIALLY INSURED PLANS

A–B. No significant change.

C. Medicare or Other Similarly Structured Cost Based Reimbursement Contract

The Medicare Part D program under MyCare Ohio is a partially insured plan. The Company recorded a receivable in amounts receivable relating to uninsured plans in the statutory basis statements of admitted assets, liabilities, and capital and surplus of \$16,117,485 and \$12,292,798 as of June 30, 2019 and December 31, 2018, respectively, for cost reimbursement under the Medicare Part D program for the catastrophic reinsurance and low-income member cost-sharing subsidies. The Company also recorded a receivable of \$135,143 and \$50,463 as of June 30, 2019 and December 31, 2018, respectively, for the Medicare Part D Coverage Gap Discount Program in amounts receivable relating to uninsured plans in the statutory basis statements of admitted assets, liabilities, and capital and surplus.

The Company participates in administering hospital incentive pass through payments received from the Ohio Department of Medicaid (“ODM”) to pay incentive payments to members of the Ohio Hospital Association (“OHA”). There is no risk to the Company as a result of these transactions. The Company has a hospital incentive payable of \$1,487,872 and \$1,530,636 as of June 30, 2019 and December 31, 2018, respectively, which is included in liability for amounts held for uninsured plans in the statutory basis statements of admitted assets, liabilities, and capital and surplus.

The Company participates in the Comprehensive Primary Care (“CPC”) program in which it administers CPC gain sharing payments received from ODM to pay participating providers. To receive a gain sharing payment, a provider would need to achieve a cost of care level lower than historical levels. The program aims to improve population health outcomes by coordinating with care management entities to develop and implement utilization management programs. The Company assumes no risk and did not recognize any premium revenue, medical benefit expenses, or general administrative expenses as of June 30, 2019 and December 31, 2018, respectively. As such, the arrangement is recorded pursuant to SSAP No. 47. The liability is recorded as amounts held under uninsured plans in the statutory basis statements of admitted assets, liabilities, and capital and surplus in the amounts of \$22 and \$390,615 at June 30, 2019 and December 31, 2018, respectively.

Effective July 1, 2018, the Company participates in the Care Innovation and Community Improvement Program (“CICIP”) in which it administers CICIP payments received from ODM to pay quality improvement and bonus payments to both public and nonprofit hospital agencies. The Company has a CICIP payable of \$998,283 and \$444,998 as of June 30, 2019 and December 31, 2018, respectively which is included in liability for amounts held for uninsured plans in the statutory basis statements of admitted assets, liabilities, and capital and surplus.

19. DIRECT PREMIUM WRITTEN/PRODUCED BY MANAGING GENERAL AGENTS/THIRD-PARTY ADMINISTRATORS

No significant change.

20. FAIR VALUE MEASUREMENTS

The NAIC SAP defines fair value, establishes a framework for measuring fair value, and outlines the disclosure requirements related to fair value measurements. The fair value hierarchy is as follows:

Level 1 — Quoted (unadjusted) prices for identical assets in active markets.

Level 2 — Other observable inputs, either directly or indirectly, including:

- Quoted prices for similar assets in active markets;
- Quoted prices for identical or similar assets in nonactive markets (few transactions, limited information, noncurrent prices, high variability over time, etc.);
- Inputs other than quoted prices that are observable for the asset (interest rates, yield curves, volatilities, default rates, etc.);
- Inputs that are derived principally from or corroborated by other observable market data.

Level 3 — Unobservable inputs that cannot be corroborated by observable market data.

The estimated fair values of bonds, short-term investments, and cash equivalents are based on quoted market prices, where available. The Company obtains one price for each security primarily from a third-party pricing service (“pricing service”), which generally uses quoted prices or other observable inputs for the determination of fair value. The pricing service normally derives the security prices through recently reported trades for identical or similar securities, making adjustments through the reporting date based upon available observable market information. For securities not actively traded, the pricing service may use quoted market prices of comparable instruments or discounted cash flow analyses, incorporating inputs that are currently observable in the markets for similar securities. Inputs that are often used in the valuation methodologies include, but are not limited to, non-binding broker quotes, benchmark yields, credit spreads, default rates and prepayment speeds. As the Company is responsible for the determination of fair value, it performs quarterly analyses on the prices received from the pricing service to determine whether the prices are reasonable estimates of fair value. Specifically, the Company compares the prices received from the pricing service to a secondary pricing source; prices reported by its custodian, its investment consultant and third-party investment advisors. Additionally, the Company compares changes in the reported market values and returns to relevant market indices to test the reasonableness of the reported prices. The Company’s internal price verification procedures and review of fair value methodology documentation provided by independent pricing services have not historically resulted in an adjustment in the prices obtained from the pricing service.

In instances in which the inputs used to measure fair value fall into different levels of the fair value hierarchy, the fair value measurement has been determined based on the lowest-level input that is significant to the fair value measurement in its entirety. The Company’s assessment of the significance of a particular item to the fair value measurement in its entirety requires judgment, including the consideration of inputs specific to the asset or liability.

A. Fair Value

(1) Fair Value Measurements at Reporting Date

The following tables present information about the Company’s financial assets that are measured and reported at fair value at June 30, 2019 and December 31, 2018, in the statutory basis statements of admitted assets, liabilities, and capital and surplus according to the valuation techniques the Company used to determine their fair values:

Description for Each Class of Asset or Liability	June 30, 2019				
	(Level 1)	(Level 2)	(Level 3)	Net Asset Value (NAV)	Total
a. Assets at fair value:					
Perpetual preferred stock:					
Industrial and misc	(a) \$ -	\$ -	\$ -	\$ -	\$ -
Parent, subsidiaries, and affiliates	-	-	-	-	-
Total perpetual preferred stocks	-	-	-	-	-
Bonds:					
U.S. governments	-	-	-	-	-
Industrial and misc	-	-	-	-	-
Hybrid securities	-	-	-	-	-
Parent, subsidiaries, and affiliates	-	-	-	-	-
Total bonds	-	-	-	-	-
Common stock:					
Industrial and misc	-	-	-	-	-
Parent, subsidiaries, and affiliates	-	-	-	-	-
Total common stock	-	-	-	-	-
Derivative assets:					
Interest rate contracts	-	-	-	-	-
Foreign exchange contracts	-	-	-	-	-
Credit contracts	-	-	-	-	-
Commodity futures contracts	-	-	-	-	-
Commodity forward contracts	-	-	-	-	-
Total derivatives	-	-	-	-	-
Money-market funds	26,219,826	-	-	-	26,219,826
Separate account assets	-	-	-	-	-
Total assets at fair value/NAV	\$26,219,826	\$ -	\$ -	\$ -	\$ 26,219,826
b. Liabilities at fair value:					
Derivative liabilities	\$ -	\$ -	\$ -	\$ -	\$ -
Total liabilities at fair value	\$ -	\$ -	\$ -	\$ -	\$ -

STATEMENT AS OF JUNE 30, 2019 OF THE UnitedHealthcare Community Plan of Ohio, Inc.

December 31, 2018					
Description for Each Class of Asset or Liability		(Level 1)	(Level 2)	(Level 3)	Net Asset Value (NAV) Total
a. Assets at fair value:					
Perpetual preferred stock:					
Industrial and misc	(a)	\$ -	\$ -	\$ -	\$ -
Parent, subsidiaries, and affiliates		-	-	-	-
Total perpetual preferred stocks		-	-	-	-
Bonds:					
U.S. governments		-	-	-	-
Industrial and misc		-	184,572	-	184,572
Hybrid securities		-	-	-	-
Parent, subsidiaries, and affiliates		-	-	-	-
Total bonds		-	184,572	-	184,572
Common stock:					
Industrial and misc		-	-	-	-
Parent, subsidiaries, and affiliates		-	-	-	-
Total common stock		-	-	-	-
Derivative assets:					
Interest rate contracts		-	-	-	-
Foreign exchange contracts		-	-	-	-
Credit contracts		-	-	-	-
Commodity futures contracts		-	-	-	-
Commodity forward contracts		-	-	-	-
Total derivatives		-	-	-	-
Money-market funds		79,713,057	-	-	79,713,057
Separate account assets		-	-	-	-
Total assets at fair value/NAV		\$ 79,713,057	\$ 184,572	\$ -	\$ 79,897,629
b. Liabilities at fair value:					
Derivative liabilities		\$ -	\$ -	\$ -	\$ -
Total liabilities at fair value		\$ -	\$ -	\$ -	\$ -

There were no transfers between Levels 1 and 2 during the six months ended June 30, 2019 and the year ended December 31, 2018.

- (2) The Company does not have any financial assets with a fair value hierarchy of Level 3 that were measured and reported at fair value for the six months ended June 30, 2019 and the year ended December 31, 2018.
- (3) Transfers between fair value hierarchy levels, if any, are recorded as of the beginning of the reporting period in which the transfer occurs. There were no transfers between Levels 1, 2 or 3 of any financial assets or liabilities during the six months ended June 30, 2019 and the year ended December 31, 2018.
- (4) **Investments** — Fair values of debt securities are based on quoted market prices, where available. The Company obtains one price for each security primarily from a pricing service, which generally uses quoted prices or other observable inputs for the determination of fair value. The pricing service normally derives the security prices through recently reported trades for identical or similar securities, and, if necessary, makes adjustments through the reporting date based upon available observable market information. For securities not actively traded, the pricing service may use quoted market prices of comparable instruments or discounted cash flow analyses, incorporating inputs that are currently observable in the markets for similar securities. Inputs that are often used in the valuation methodologies include, but are not limited to, benchmark yields, credit spreads, default rates, prepayment speeds and non-binding broker quotes. As the Company is responsible for the determination of fair value, it performs quarterly analyses on the prices received from the pricing service to determine whether the prices are reasonable estimates of fair value. Specifically, the Company compares the prices received from the pricing service to prices reported by a secondary pricing source, such as its custodian, its investment consultant and third-party investment advisors. Additionally, the Company compares changes in the reported market values and returns to relevant market indices to test the reasonableness of the reported prices. The Company's internal price verification procedures and reviews of fair value methodology documentation provided by independent pricing services have not historically resulted in adjustment in the prices obtained from the pricing service.
- (5) The Company has no derivative assets and liabilities to disclose.

B. Fair Value Combination — Not applicable.

C. Aggregate Fair Value Hierarchy

The aggregate fair value by hierarchy of all financial instruments as of June 30, 2019 and December 31, 2018, is presented in the table below:

Type of Financial Instrument	June 30, 2019						Not Practicable (Carrying Value)
	Aggregate Fair Value	Admitted Assets	(Level 1)	(Level 2)	(Level 3)	Net Asset Value (NAV)	
U.S. government and agency securities	\$ 75,626,288	\$ 74,782,494	\$ 19,250,666	\$ 56,375,622	\$ -	\$ -	\$ -
State and agency municipal securities	29,717,478	28,788,995	-	29,717,478	-	-	-
City and county municipal securities	39,656,821	38,479,404	-	39,656,821	-	-	-
Corporate debt securities	191,097,766	186,548,636	373,824	190,723,942	-	-	-
Cash equivalents	27,018,811	27,018,811	27,018,811	-	-	-	-
Total bonds, short-term investments, and cash equivalents	<u>\$ 363,117,164</u>	<u>\$ 355,618,340</u>	<u>\$ 46,643,301</u>	<u>\$ 316,473,863</u>	<u>\$ -</u>	<u>\$ -</u>	<u>\$ -</u>

Type of Financial Instrument	December 31, 2018						Not Practicable (Carrying Value)
	Aggregate Fair Value	Admitted Assets	(Level 1)	(Level 2)	(Level 3)	Net Asset Value (NAV)	
U.S. government and agency securities	\$ 61,733,703	\$ 63,365,469	\$ 19,285,911	\$ 42,447,792	\$ -	\$ -	\$ -
State and agency municipal securities	43,023,691	42,927,797	-	43,023,691	-	-	-
City and county municipal securities	52,040,193	52,009,352	-	52,040,193	-	-	-
Corporate debt securities	185,356,137	187,575,801	10,276,796	175,079,341	-	-	-
Cash equivalents	79,713,057	79,713,057	79,713,057	-	-	-	-
Total bonds, short-term investments, and cash equivalents	<u>\$ 421,866,781</u>	<u>\$ 425,591,476</u>	<u>\$ 109,275,764</u>	<u>\$ 312,591,017</u>	<u>\$ -</u>	<u>\$ -</u>	<u>\$ -</u>

D. Not Practicable to Estimate Fair Value — Not applicable.

E. Investments Measured Using the NAV Practical Expedient — Not applicable.

21. OTHER ITEMS

The Company is now including money-market funds in the 2019 Note 20A (1) Fair Value Measurements at Reporting Date table. The Company has elected to present similar activity in the 2018 Note 20A (1) Fair Value Measurements at Reporting Date table for comparability. Similarly, the Company is now including cash equivalents (which includes money-market funds) in the 2019 Note 20C Aggregate Fair Value Hierarchy table. The Company has elected to present similar activity in the 2018 Note 20C Aggregate Fair Value Hierarchy table for comparability.

A–H. No significant change.

22. EVENTS SUBSEQUENT

Subsequent events have been evaluated through August 14, 2019, which is the date these statutory basis financial statements were available for issuance.

There are no recognized or non-recognized Type I or Type II events subsequent to June 30, 2019, that require recognition or disclosure.

23. REINSURANCE

A–D. No significant change.

24. RETROSPECTIVELY RATED CONTRACTS AND CONTRACTS SUBJECT TO REDETERMINATION

A–B. No significant change.

C. The Company has Medicare Part D risk-corridor amounts from CMS under the MyCare Ohio contract which are subject to a retrospectively rated feature related to Part D premiums. The Company has estimated accrued retrospective premiums related to certain Part D premiums based on guidelines determined by CMS. The formula is tiered and based on the bid medical loss ratio. The amount of Medicare Part D direct premiums written subject to the retrospectively rated feature was \$8,178,722 and \$17,623,047 representing, 0.7% and 0.7% of total direct premiums written as of June 30, 2019 and December 31, 2018, respectively.

The Company has risk-adjustment amounts from CMS which are subject to a redetermination feature related to Medicare premiums. The Company has estimated premium adjustments for changes to each member’s health scores based on guidelines determined by CMS. The total amount of Medicare direct premiums written for which a portion is subject to the redetermination feature was \$157,563,276 and \$320,351,534 representing, 12.6% and 12.6% of total direct premiums written as of June 30, 2019 and December 31, 2018, respectively.

The Medicaid contract with the State of Ohio includes an Aged, Blind, and Disabled (“ABD”) program which is subject to retrospective rating features. The Company estimates accrued retrospective premium adjustments for its ABD program based on the contract with the ODM. The total amount of direct premiums written from the Medicaid contract subject to the retrospectively rated feature was \$178,314,724 and \$373,596,403, representing 14.2% and 14.7% of total direct premiums written as of June 30, 2019 and December 31, 2018, respectively.

The Medicaid and MyCare Ohio contracts include a provision for which a stated percentage of total direct premiums written can be eligible for a performance guarantee payment, based on various quality measures. The total amount of direct premiums written from the Medicaid and MyCare Ohio contracts subject to the redetermination feature was \$1,239,309,949 and \$2,444,215,194, representing 98.8% and 96.4%, of the Company's total direct premiums written, as of June 30, 2019 and December 31, 2018, respectively.

CMS has released the final Medicaid Managed Care Rule which is subject to each State's administration elections. This rule is the first major update to the Medicaid Managed Care regulations in more than a decade. Many items including a minimum loss ratio requirement were implemented for contracts with an effective date starting on or after July 1, 2017 while other elements of the regulation will be implemented over the following decade. Pursuant to the regulations, for contracts effective on or after July 1, 2017 premiums associated with the Company's Medicaid line of business is subject to retrospectively rated features based on the actual medical loss ratios experienced on this product. The calculation is pursuant to the Medicaid Managed Care guidance. The total amount of direct premiums written for the Medicaid line of business for which a portion is subject to the retrospectively rated features was \$834,997,078 and \$1,682,832,889, representing 66.5% and 66.4% of total direct premiums written as of June 30, 2019 and December 31, 2018, respectively.

The MyCare Ohio contract with the State of Ohio includes medical loss ratio rebates. The rebate period is over the contract period. The Company estimates accrued retrospective premium adjustments for its MyCare Ohio business based on the medical loss ratio experienced on the MyCare Ohio line of business. The formula is based on contractual requirements. The amount of direct premiums written for the MyCare Ohio contract was \$419,710,935 and \$853,709,523, representing 33.5% and 33.7% of total direct premiums written as of June 30, 2019 and December 31, 2018, respectively.

The Company is subject to a Hepatitis C Risk Pool arrangement with the ODM where the amount of the pool is determined by the projected Hepatitis C costs incorporated into the current year rates, and the funds are redistributed among the plans based on relative actual Hepatitis C costs. The total Medicaid direct premiums written subject to this retrospective rating feature were \$1,097,144,737 and \$2,215,908,041 representing 87.4% and 87.4% of total direct premiums written as of June 30, 2019 and December 31, 2018, respectively.

- D.** Pursuant to the Medicaid Managed Care Rule, based on the State's election the Company may be required to maintain specific minimum loss ratios on the Medicaid line of business. The Company has no amounts accrued for Medicaid minimum loss ratio rebates as of June 30, 2019 and December 31, 2018, respectively.

Pursuant to contractual minimum loss ratio requirements, the Company is required to maintain specific minimum loss ratios on its MyCare Ohio population. The Company's actual medical loss ratios for MyCare Ohio were in excess of the minimum requirements and, as a result, no minimum loss ratio liability was required as of June 30, 2019 and December 31, 2018, respectively.

E. Risk-Sharing Provisions of the Affordable Care Act

- (1-5)** The Company did not write accident and health premiums in 2019 and 2018 subject to the risk-sharing provisions of the Patient Protection and Affordable Care Act ("ACA").

25. CHANGE IN INCURRED CLAIMS AND CLAIMS ADJUSTMENT EXPENSES

A. Changes in estimates related to the prior year incurred claims are included in total hospital and medical expenses in the current year in the statutory basis statements of operations. The following tables disclose paid claims, incurred claims, and the balance in claims unpaid, accrued medical incentive pool and bonus amounts, aggregate health claim reserves, health care and other amounts receivable (excluding provider loans and advances not yet expensed) and reinsurance recoverables at June 30, 2019 and December 31, 2018:

	June 30, 2019		
	Current Year Incurred Claims	Prior Years Incurred Claims	Total
Beginning of year claim reserve	\$ -	\$ (159,867,900)	\$ (159,867,900)
Paid claims—net of health care receivables* and reinsurance recoveries collected	979,598,983	129,250,038	1,108,849,021
End of year claim reserve	<u>181,729,707</u>	<u>8,465,024</u>	<u>190,194,731</u>
Incurred claims excluding the change in health care receivables as presented below	1,161,328,690	(22,152,838)	1,139,175,852
Beginning of year health care receivables*	-	30,490,707	30,490,707
End of year health care receivables*	<u>(24,277,860)</u>	<u>(6,240,357)</u>	<u>(30,518,217)</u>
Total incurred claims	<u>\$ 1,137,050,830</u>	<u>\$ 2,097,512</u>	<u>\$ 1,139,148,342</u>

*Health care receivables excludes provider loans and advances not yet expensed of \$13,609,556 and \$12,448,107 for 2019 and 2018, respectively.

	December 31, 2018		
	Current Year Incurred Claims	Prior Years Incurred Claims	Total
Beginning of year claim reserve	\$ -	\$ (165,256,300)	\$ (165,256,300)
Paid claims—net of health care receivables* and reinsurance recoveries collected	1,889,795,079	113,496,030	2,003,291,109
End of year claim reserve	<u>156,848,171</u>	<u>3,019,729</u>	<u>159,867,900</u>
Incurred claims excluding the change in health care receivables* and reinsurance recoverables as presented below	2,046,643,250	(48,740,541)	1,997,902,709
Beginning of year health care receivables* and reinsurance recoverables	-	39,916,568	39,916,568
End of year health care receivables*	<u>(26,815,823)</u>	<u>(3,674,884)</u>	<u>(30,490,707)</u>
Total incurred claims	<u>\$ 2,019,827,427</u>	<u>\$ (12,498,857)</u>	<u>\$ 2,007,328,570</u>

*Health care receivables excludes provider loans and advances not yet expensed of \$12,448,107 and \$0 for 2018 and 2017, respectively.

The liability for claims unpaid, accrued medical incentive pool and bonus amounts, aggregate health claim reserves, net of health care and other amounts receivable (excluding provider loans and advances not yet expensed) as of December 31, 2018 was \$129,377,193. As of June 30, 2019, \$129,250,038 has been paid for incurred claims attributable to insured events of prior years. Reserves remaining for prior years, net of health care and other amounts receivable (excluding provider loans and advances not yet expensed) are now \$2,224,667, as a result of re-estimation of unpaid claims. Therefore, there has been \$2,097,512 unfavorable prior year development since December 31, 2018 to June 30, 2019. The primary drivers consist of unfavorable development of \$11,269,325 in retroactivity for inpatient, outpatient, physician, and pharmacy claims, and unfavorable development of \$1,688,433 due to risk share, offset by favorable development as a result of a change in the provision for adverse deviations in experience of \$8,982,179, favorable development of \$1,528,358 due to capitation, and favorable development of \$929,591 due to Rx rebates. At December 31, 2018, the Company recorded \$15,498,857 of favorable development related to favorable development of \$11,098,465 due to reinsurance recoveries, favorable development of \$6,276,008 due to subrogation recoveries, favorable development as a result of a change in the provision for adverse deviations in experience of \$5,329,614, favorable development of \$1,987,197 related to provider settlements, favorable development of \$1,455,905 related to capitation, offset by unfavorable development of \$10,907,877 in retroactivity for inpatient, outpatient, physician, and pharmacy claims. Original estimates are increased or decreased, as additional information becomes known regarding individual claims. As a result of the prior year effects, on a regular basis, the Company adjusts revenue and the corresponding liability and/or receivable related to retrospectively rated policies and the impact of the change is included as a component of change in reserve for rate credits in the statutory basis statements of operations.

The Company incurred claims adjustment expenses (“CAE”) of \$51,003,119 and \$102,352,197 for the six months ended June 30, 2019 and the year ended December 31, 2018, respectively. These costs are included in the management service fees paid by the Company to UHS as a part of the management agreement. The following table discloses paid CAE, incurred CAE, and the balance in unpaid CAE reserve for the six months ended June 30, 2019 and the year ended December 31, 2018:

	June 30, 2019	December 31, 2018
Total claims adjustment expenses	\$ 51,003,119	\$ 102,352,197
Less: current year unpaid claims adjustment expenses	(2,199,919)	(2,132,603)
Add: prior year unpaid claims adjustment expenses	<u>2,132,603</u>	<u>2,058,097</u>
Total claims adjustment expenses paid	<u>\$ 50,935,803</u>	<u>\$ 102,277,691</u>

B. The Company did not make any significant changes in methodologies and assumptions used in the calculation of the liability for claims unpaid and unpaid CAE in 2019.

26. INTERCOMPANY POOLING ARRANGEMENTS

A–G. No significant change.

27. STRUCTURED SETTLEMENTS

A–B. No significant change.

28. HEALTH CARE AND OTHER AMOUNTS RECEIVABLE

A–B. No significant change.

29. PARTICIPATING POLICIES

No significant change.

30. PREMIUM DEFICIENCY RESERVES

The Company has not recorded any premium deficiency reserves as of June 30, 2019 and December 31, 2018. The analysis of premium deficiency reserves was completed as of June 30, 2019 and December 31, 2018. The Company did consider anticipated investment income when calculating the premium deficiency reserves.

The following table summarizes the Company’s premium deficiency reserves as of June 30, 2019 and December 31, 2018:

	June 30, 2019	
1. Liability carried for premium deficiency reserves	\$	-
2. Date of the most recent evaluation of this liability	6/30/2019	
3. Was anticipated investment income utilized in this calculation?	Yes <input checked="" type="checkbox"/>	No <input type="checkbox"/>
	December 31, 2018	
1. Liability carried for premium deficiency reserves	\$	-
2. Date of the most recent evaluation of this liability	12/31/2018	
3. Was anticipated investment income utilized in this calculation?	Yes <input checked="" type="checkbox"/>	No <input type="checkbox"/>

31. ANTICIPATED SALVAGE AND SUBROGATION

No significant change.

GENERAL INTERROGATORIES

PART 1 - COMMON INTERROGATORIES

GENERAL

1.1

Did the reporting entity experience any material transactions requiring the filing of Disclosure of Material Transactions with the State of Domicile, as required by the Model Act?

Yes [] No [X]

1.2

If yes, has the report been filed with the domiciliary state?

Yes [] No []

2.1

Has any change been made during the year of this statement in the charter, by-laws, articles of incorporation, or deed of settlement of the reporting entity?

Yes [] No [X]

2.2

If yes, date of change:

3.1

Is the reporting entity a member of an Insurance Holding Company System consisting of two or more affiliated persons, one or more of which is an insurer?
If yes, complete Schedule Y, Parts 1 and 1A.

Yes [X] No []

3.2

Have there been any substantial changes in the organizational chart since the prior quarter end?

Yes [X] No []

3.3

If the response to 3.2 is yes, provide a brief description of those changes.
May 2, 2019 OptumInsight, Inc., a Delaware corporation, transferred certain assets and liabilities relating to its healthcare provider network solutions business to Aperture PDM Holdings, LLC, a Delaware limited liability company.

May 2, 2019 OptumInsight, Inc., a Delaware corporation, sold its 100% equity interest in Aperture PDM Holdings, LLC, a Delaware limited liability company, to an outside third party.

May 28, 2019 Renai Health Holdings, Inc., a Delaware corporation, became a wholly-owned subsidiary of UnitedHealth Group Ventures, LLC, a Delaware limited liability company, through the repurchase of the 6.5% ownership interest previously held by individuals holding management positions in Renai.

June 19, 2019 Collaborative Care Holdings, LLC, a Delaware limited liability company, acquired 100% of the outstanding equity interests of DaVita Medical Holdings, LLC, a California limited liability company, as well as all direct and indirect subsidiaries thereof.

June 19, 2019 United HealthCare Services, Inc., a Minnesota corporation, acquired 100% of the outstanding equity interests of PatientsLikeMe, LLC, a Delaware limited liability company.

June 21, 2019 DaVita Medical Holdings, LLC, a California limited liability company, changed its name to OptumCare Holdings, LLC.

June 28, 2019 All of the outstanding equity interests in Intermountain Medical Holdings Nevada, Inc., a Delaware corporation, were sold to an outside third party by a wholly-owned subsidiary of OptumCare Holdings, LLC, a California limited liability company.

3.4

Is the reporting entity publicly traded or a member of a publicly traded group?

Yes [X] No []

3.5

If the response to 3.4 is yes, provide the CIK (Central Index Key) code issued by the SEC for the entity/group.

4.1

Has the reporting entity been a party to a merger or consolidation during the period covered by this statement?
If yes, complete and file the merger history data file with the NAIC for the annual filing corresponding to this period.

Yes [] No [X]

4.2

If yes, provide the name of the entity, NAIC Company Code, and state of domicile (use two letter state abbreviation) for any entity that has ceased to exist as a result of the merger or consolidation.

1	2	3
Name of Entity	NAIC Company Code	State of Domicile

5.

If the reporting entity is subject to a management agreement, including third-party administrator(s), managing general agent(s), attorney-in-fact, or similar agreement, have there been any significant changes regarding the terms of the agreement or principals involved?
If yes, attach an explanation.

Yes [] No [X] N/A []

6.1

State as of what date the latest financial examination of the reporting entity was made or is being made.

12/31/2018

6.2

State the as of date that the latest financial examination report became available from either the state of domicile or the reporting entity. This date should be the date of the examined balance sheet and not the date the report was completed or released.

12/31/2013

6.3

State as of what date the latest financial examination report became available to other states or the public from either the state of domicile or the reporting entity. This is the release date or completion date of the examination report and not the date of the examination (balance sheet date).

02/13/2015

6.4

By what department or departments?
Ohio Department of Insurance

6.5

Have all financial statement adjustments within the latest financial examination report been accounted for in a subsequent financial statement filed with Departments?

Yes [] No [] N/A [X]

6.6

Have all of the recommendations within the latest financial examination report been complied with?

Yes [] No [] N/A [X]

7.1

Has this reporting entity had any Certificates of Authority, licenses or registrations (including corporate registration, if applicable) suspended or revoked by any governmental entity during the reporting period?

Yes [] No [X]

7.2

If yes, give full information:

8.1

Is the company a subsidiary of a bank holding company regulated by the Federal Reserve Board?

Yes [] No [X]

8.2

If response to 8.1 is yes, please identify the name of the bank holding company.

8.3

Is the company affiliated with one or more banks, thrifts or securities firms?

Yes [X] No []

8.4

If response to 8.3 is yes, please provide below the names and location (city and state of the main office) of any affiliates regulated by a federal regulatory services agency [i.e. the Federal Reserve Board (FRB), the Office of the Comptroller of the Currency (OCC), the Federal Deposit Insurance Corporation (FDIC) and the Securities Exchange Commission (SEC)] and identify the affiliate's primary federal regulator.

1	2	3	4	5	6
Affiliate Name	Location (City, State)	FRB	OCC	FDIC	SEC
Optum Bank, Inc.	Salt Lake City, UT	NO	NO	YES	NO

GENERAL INTERROGATORIES

- 9.1

Are the senior officers (principal executive officer, principal financial officer, principal accounting officer or controller, or persons performing similar functions) of the reporting entity subject to a code of ethics, which includes the following standards?
(a) Honest and ethical conduct, including the ethical handling of actual or apparent conflicts of interest between personal and professional relationships;
(b) Full, fair, accurate, timely and understandable disclosure in the periodic reports required to be filed by the reporting entity;
(c) Compliance with applicable governmental laws, rules and regulations;
(d) The prompt internal reporting of violations to an appropriate person or persons identified in the code; and
(e) Accountability for adherence to the code.

Yes [X] No []
- 9.11

If the response to 9.1 is No, please explain:
- 9.2

Has the code of ethics for senior managers been amended?

Yes [] No [X]
- 9.21

If the response to 9.2 is Yes, provide information related to amendment(s).
- 9.3

Have any provisions of the code of ethics been waived for any of the specified officers?

Yes [] No [X]
- 9.31

If the response to 9.3 is Yes, provide the nature of any waiver(s).

FINANCIAL

- 10.1

Does the reporting entity report any amounts due from parent, subsidiaries or affiliates on Page 2 of this statement?

Yes [X] No []
- 10.2

If yes, indicate any amounts receivable from parent included in the Page 2 amount:

\$0

INVESTMENT

- 11.1

Were any of the stocks, bonds, or other assets of the reporting entity loaned, placed under option agreement, or otherwise made available for use by another person? (Exclude securities under securities lending agreements.)

Yes [] No [X]
- 11.2

If yes, give full and complete information relating thereto:
12.

Amount of real estate and mortgages held in other invested assets in Schedule BA:

\$0
13.

Amount of real estate and mortgages held in short-term investments:

\$0
- 14.1

Does the reporting entity have any investments in parent, subsidiaries and affiliates?

Yes [] No [X]
- 14.2

If yes, please complete the following:

	1	2
	Prior Year-End Book/Adjusted Carrying Value	Current Quarter Book/Adjusted Carrying Value
14.21 Bonds	\$0	\$0
14.22 Preferred Stock	\$0	\$0
14.23 Common Stock	\$0	\$0
14.24 Short-Term Investments	\$0	\$0
14.25 Mortgage Loans on Real Estate	\$0	\$0
14.26 All Other	\$0	\$0
14.27 Total Investment in Parent, Subsidiaries and Affiliates (Subtotal Lines 14.21 to 14.26)	\$0	\$0
14.28 Total Investment in Parent included in Lines 14.21 to 14.26 above	\$0	\$0
- 15.1

Has the reporting entity entered into any hedging transactions reported on Schedule DB?

Yes [] No [X]
- 15.2

If yes, has a comprehensive description of the hedging program been made available to the domiciliary state?
If no, attach a description with this statement.

Yes [] No []
16.

For the reporting entity's security lending program, state the amount of the following as of the current statement date:

16.1

Total fair value of reinvested collateral assets reported on Schedule DL, Parts 1 and 2.

\$0

16.2

Total book adjusted/carrying value of reinvested collateral assets reported on Schedule DL, Parts 1 and 2

\$0

16.3

Total payable for securities lending reported on the liability page.

\$0

STATEMENT AS OF JUNE 30, 2019 OF THE UnitedHealthcare Community Plan of Ohio, Inc.

GENERAL INTERROGATORIES

17. Excluding items in Schedule E - Part 3 - Special Deposits, real estate, mortgage loans and investments held physically in the reporting entity's offices, vaults or safety deposit boxes, were all stocks, bonds and other securities, owned throughout the current year held pursuant to a custodial agreement with a qualified bank or trust company in accordance with Section 1, III - General Examination Considerations, F. Outsourcing of Critical Functions, Custodial or Safekeeping Agreements of the NAIC Financial Condition Examiners Handbook? Yes [X] No []
- 17.1 For all agreements that comply with the requirements of the NAIC Financial Condition Examiners Handbook, complete the following:

1 Name of Custodian(s)	2 Custodian Address
Bank of New York Mellon	Global Liquidity Services, 1 Wall St, 14th Floor, New York, NY 10286
Northern Trust	50 S. LaSalle, Chicago, IL 60675

- 17.2 For all agreements that do not comply with the requirements of the NAIC Financial Condition Examiners Handbook, provide the name, location and a complete explanation:

1 Name(s)	2 Location(s)	3 Complete Explanation(s)

- 17.3 Have there been any changes, including name changes, in the custodian(s) identified in 17.1 during the current quarter? Yes [] No [X]
- 17.4 If yes, give full information relating thereto:

1 Old Custodian	2 New Custodian	3 Date of Change	4 Reason

- 17.5 Investment management – Identify all investment advisors, investment managers, broker/dealers, including individuals that have the authority to make investment decisions on behalf of the reporting entity. For assets that are managed internally by employees of the reporting entity, note as such. ["...that have access to the investment accounts"; "...handle securities"]

1 Name of Firm or Individual	2 Affiliation
BlackRock Financial Management, Inc.	U.....
JPMorgan Investment Management, Inc.	U.....
BNY Mellon Asset Management North America	U.....
Internally Managed	I.....

- 17.5097 For those firms/individuals listed in the table for Question 17.5, do any firms/individuals unaffiliated with the reporting entity (i.e. designated with a "U") manage more than 10% of the reporting entity's assets?..... Yes [X] No []
- 17.5098 For firms/individuals unaffiliated with the reporting entity (i.e. designated with a "U") listed in the table for Question 17.5, does the total assets under management aggregate to more than 50% of the reporting entity's assets?..... Yes [] No [X]

- 17.6 For those firms or individuals listed in the table for 17.5 with an affiliation code of "A" (affiliated) or "U" (unaffiliated), provide the information for the table below.

1	2	3	4	5
Central Registration Depository Number	Name of Firm or Individual	Legal Entity Identifier (LEI)	Registered With	Investment Management Agreement (IMA) Filed
107105	BlackRock Financial Management, Inc.	549300LVXY1VJKE13M84	SEC	NO.....
107038	JPMorgan Investment Management, Inc.	549300W78QHV4XMM6K69	SEC	NO.....
105764	BNY Mellon Asset Management North America	ME7YUCK4NF1W8VM8SP25	SEC	NO.....

- 18.1 Have all the filing requirements of the Purposes and Procedures Manual of the NAIC Investment Analysis Office been followed? Yes [X] No []
- 18.2 If no, list exceptions:

19. By self-designating 5GI securities, the reporting entity is certifying the following elements for each self-designated 5GI security:
- a. Documentation necessary to permit a full credit analysis of the security does not exist or an NAIC CRP credit rating for an FE or PL security is not available.
- b. Issuer or obligor is current on all contracted interest and principal payments.
- c. The insurer has an actual expectation of ultimate payment of all contracted interest and principal.
- Has the reporting entity self-designated 5GI securities? Yes [] No [X]

20. By self-designating PLGI securities, the reporting entity is certifying the following elements of each self-designated PLGI security:
- a. The security was purchased prior to January 1, 2018.
- b. The reporting entity is holding capital commensurate with the NAIC Designation reported for the security.
- c. The NAIC Designation was derived from the credit rating assigned by an NAIC CRP in its legal capacity as a NRSRO which is shown on a current private letter rating held by the insurer and available for examination by state insurance regulators.
- d. The reporting entity is not permitted to share this credit rating of the PL security with the SVO.
- Has the reporting entity self-designated PLGI securities? Yes [] No [X]

GENERAL INTERROGATORIES

PART 2 - HEALTH

1.

Operating Percentages:

1.1 A&H loss percent

94.3 %

1.2 A&H cost containment percent

2.6 %

1.3 A&H expense percent excluding cost containment expenses

10.0 %

2.1

Do you act as a custodian for health savings accounts?

Yes [] No [X]

2.2

If yes, please provide the amount of custodial funds held as of the reporting date

\$0

2.3

Do you act as an administrator for health savings accounts?

Yes [] No [X]

2.4

If yes, please provide the balance of the funds administered as of the reporting date

\$0

3.

Is the reporting entity licensed or chartered, registered, qualified, eligible or writing business in at least two states?

Yes [] No [X]

3.1

If no, does the reporting entity assume reinsurance business that covers risks residing in at least one state other than the state of domicile of the reporting entity?

Yes [] No [X]

SCHEDULE S - CEDED REINSURANCE

Showing All New Reinsurance Treaties - Current Year to Date

1	2	3	4	5	6	7	8	9
NAIC Company Code	ID Number	Effective Date	Name of Reinsurer	Domiciliary Jurisdiction	Type of Reinsurance Ceded	Type of Reinsurer	Certified Reinsurer Rating (1 through 6)	Effective Date of Certified Reinsurer Rating
NONE								

STATEMENT AS OF JUNE 30, 2019 OF THE UnitedHealthcare Community Plan of Ohio, Inc.

SCHEDULE T - PREMIUMS AND OTHER CONSIDERATIONS

Current Year to Date - Allocated by States and Territories									
States, etc.	1	Direct Business Only							
	Active Status (a)	2	3	4	5	6	7	8	9
		Accident and Health Premiums	Medicare Title XVIII	Medicaid Title XIX	Federal Employees Health Benefits Program Premiums	Life and Annuity Premiums & Other Considerations	Property/ Casualty Premiums	Total Columns 2 Through 7	Deposit-Type Contracts
1. Alabama	AL	N	0	0	0	0	0	0	0
2. Alaska	AK	N	0	0	0	0	0	0	0
3. Arizona	AZ	N	0	0	0	0	0	0	0
4. Arkansas	AR	N	0	0	0	0	0	0	0
5. California	CA	N	0	0	0	0	0	0	0
6. Colorado	CO	N	0	0	0	0	0	0	0
7. Connecticut	CT	N	0	0	0	0	0	0	0
8. Delaware	DE	N	0	0	0	0	0	0	0
9. District of Columbia	DC	N	0	0	0	0	0	0	0
10. Florida	FL	N	0	0	0	0	0	0	0
11. Georgia	GA	N	0	0	0	0	0	0	0
12. Hawaii	HI	N	0	0	0	0	0	0	0
13. Idaho	ID	N	0	0	0	0	0	0	0
14. Illinois	IL	N	0	0	0	0	0	0	0
15. Indiana	IN	N	0	0	0	0	0	0	0
16. Iowa	IA	N	0	0	0	0	0	0	0
17. Kansas	KS	N	0	0	0	0	0	0	0
18. Kentucky	KY	N	0	0	0	0	0	0	0
19. Louisiana	LA	N	0	0	0	0	0	0	0
20. Maine	ME	N	0	0	0	0	0	0	0
21. Maryland	MD	N	0	0	0	0	0	0	0
22. Massachusetts	MA	N	0	0	0	0	0	0	0
23. Michigan	MI	N	0	0	0	0	0	0	0
24. Minnesota	MN	N	0	0	0	0	0	0	0
25. Mississippi	MS	N	0	0	0	0	0	0	0
26. Missouri	MO	N	0	0	0	0	0	0	0
27. Montana	MT	N	0	0	0	0	0	0	0
28. Nebraska	NE	N	0	0	0	0	0	0	0
29. Nevada	NV	N	0	0	0	0	0	0	0
30. New Hampshire	NH	N	0	0	0	0	0	0	0
31. New Jersey	NJ	N	0	0	0	0	0	0	0
32. New Mexico	NM	N	0	0	0	0	0	0	0
33. New York	NY	N	0	0	0	0	0	0	0
34. North Carolina	NC	N	0	0	0	0	0	0	0
35. North Dakota	ND	N	0	0	0	0	0	0	0
36. Ohio	OH	L	0	157,563,276	1,097,144,737	0	0	1,254,708,013	21,413,321
37. Oklahoma	OK	N	0	0	0	0	0	0	0
38. Oregon	OR	N	0	0	0	0	0	0	0
39. Pennsylvania	PA	N	0	0	0	0	0	0	0
40. Rhode Island	RI	N	0	0	0	0	0	0	0
41. South Carolina	SC	N	0	0	0	0	0	0	0
42. South Dakota	SD	N	0	0	0	0	0	0	0
43. Tennessee	TN	N	0	0	0	0	0	0	0
44. Texas	TX	N	0	0	0	0	0	0	0
45. Utah	UT	N	0	0	0	0	0	0	0
46. Vermont	VT	N	0	0	0	0	0	0	0
47. Virginia	VA	N	0	0	0	0	0	0	0
48. Washington	WA	N	0	0	0	0	0	0	0
49. West Virginia	WV	N	0	0	0	0	0	0	0
50. Wisconsin	WI	N	0	0	0	0	0	0	0
51. Wyoming	WY	N	0	0	0	0	0	0	0
52. American Samoa	AS	N	0	0	0	0	0	0	0
53. Guam	GU	N	0	0	0	0	0	0	0
54. Puerto Rico	PR	N	0	0	0	0	0	0	0
55. U.S. Virgin Islands	VI	N	0	0	0	0	0	0	0
56. Northern Mariana Islands	MP	N	0	0	0	0	0	0	0
57. Canada	CAN	N	0	0	0	0	0	0	0
58. Aggregate Other Aliens	OT	XXX	0	0	0	0	0	0	0
59. Subtotal	XXX	0	157,563,276	1,097,144,737	0	0	0	1,254,708,013	21,413,321
60. Reporting Entity Contributions for Employee Benefit Plans	XXX	0	0	0	0	0	0	0	0
61. Totals (Direct Business)	XXX	0	157,563,276	1,097,144,737	0	0	0	1,254,708,013	21,413,321
DETAILS OF WRITE-INS									
58001.	XXX								
58002.	XXX								
58003.	XXX								
58998. Summary of remaining write-ins for Line 58 from overflow page	XXX	0	0	0	0	0	0	0	0
58999. Totals (Lines 58001 through 58003 plus 58998)(Line 58 above)	XXX	0	0	0	0	0	0	0	0

(a) Active Status Counts:

L - Licensed or Chartered - Licensed Insurance carrier or domiciled RRG.....1 R - Registered - Non-domiciled RRGs.....0

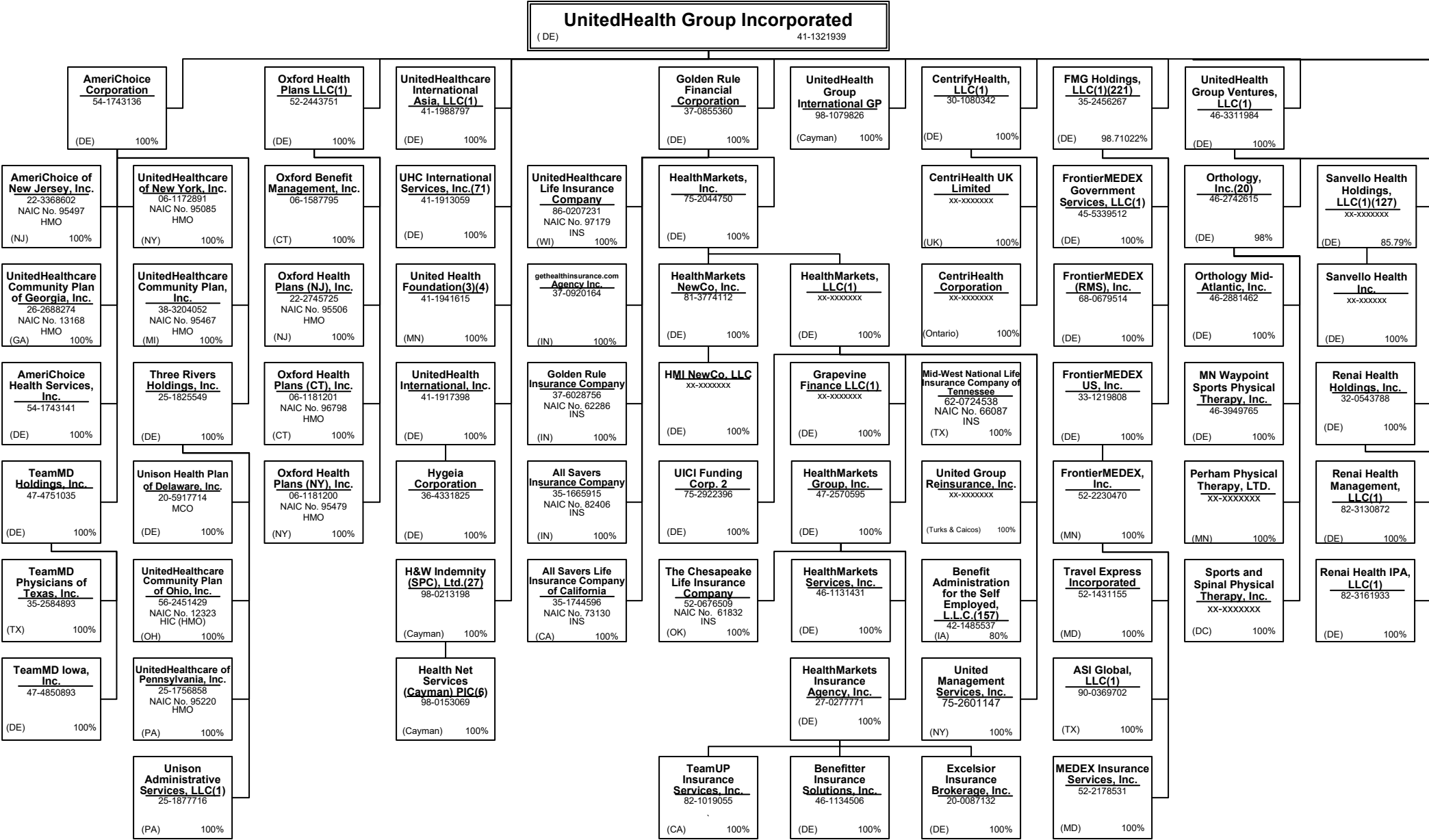
E - Eligible - Reporting entities eligible or approved to write surplus lines in the state.....0 Q - Qualified - Qualified or accredited reinsurer.....0

N - None of the above - Not allowed to write business in the state.....56

Premiums allocated by state based upon Geographic Market.

SCHEDULE Y – INFORMATION CONCERNING ACTIVITIES OF INSURER MEMBERS OF A HOLDING COMPANY GROUP

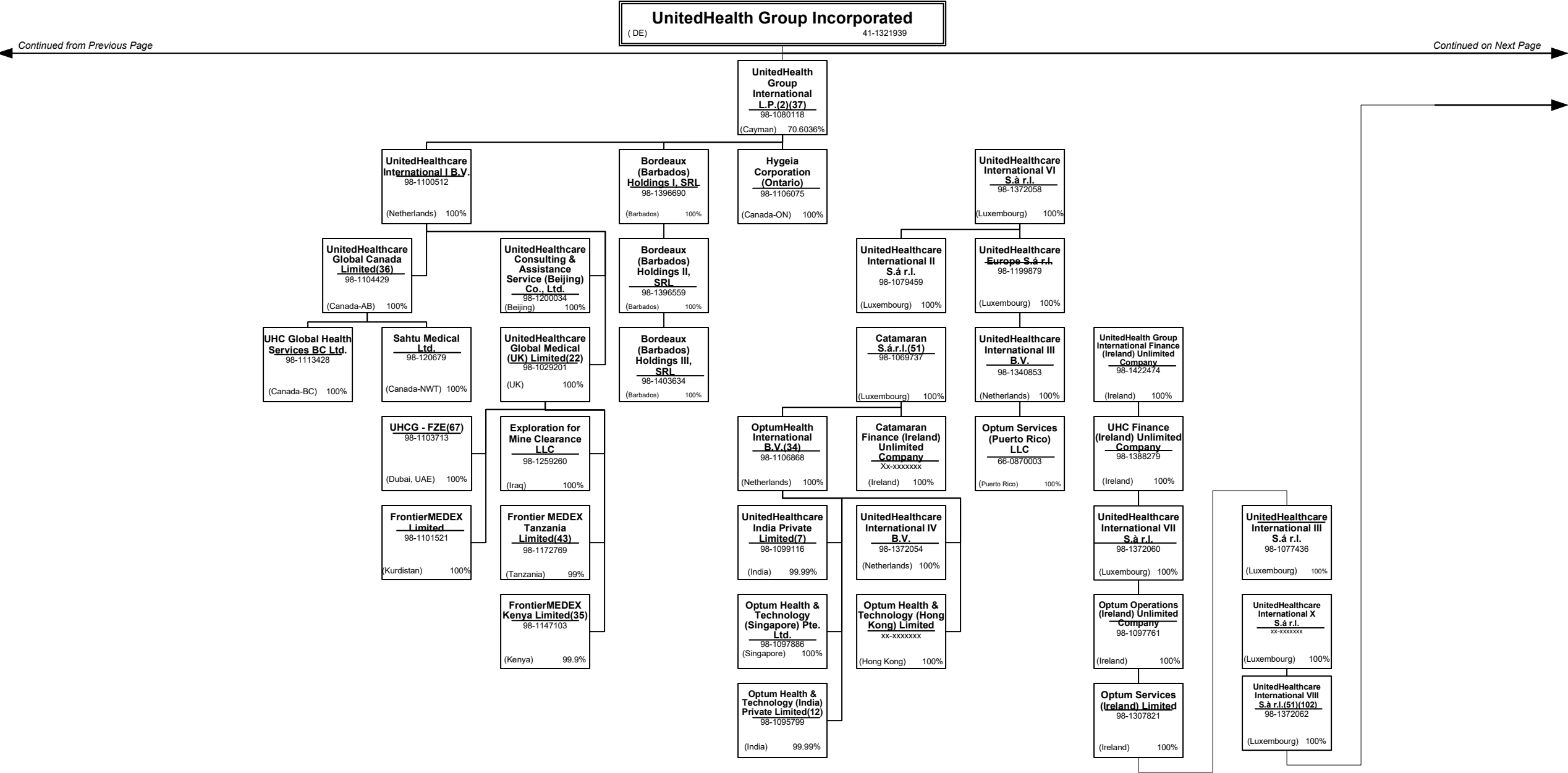
PART 1 – ORGANIZATIONAL CHART



Continued on Next Page

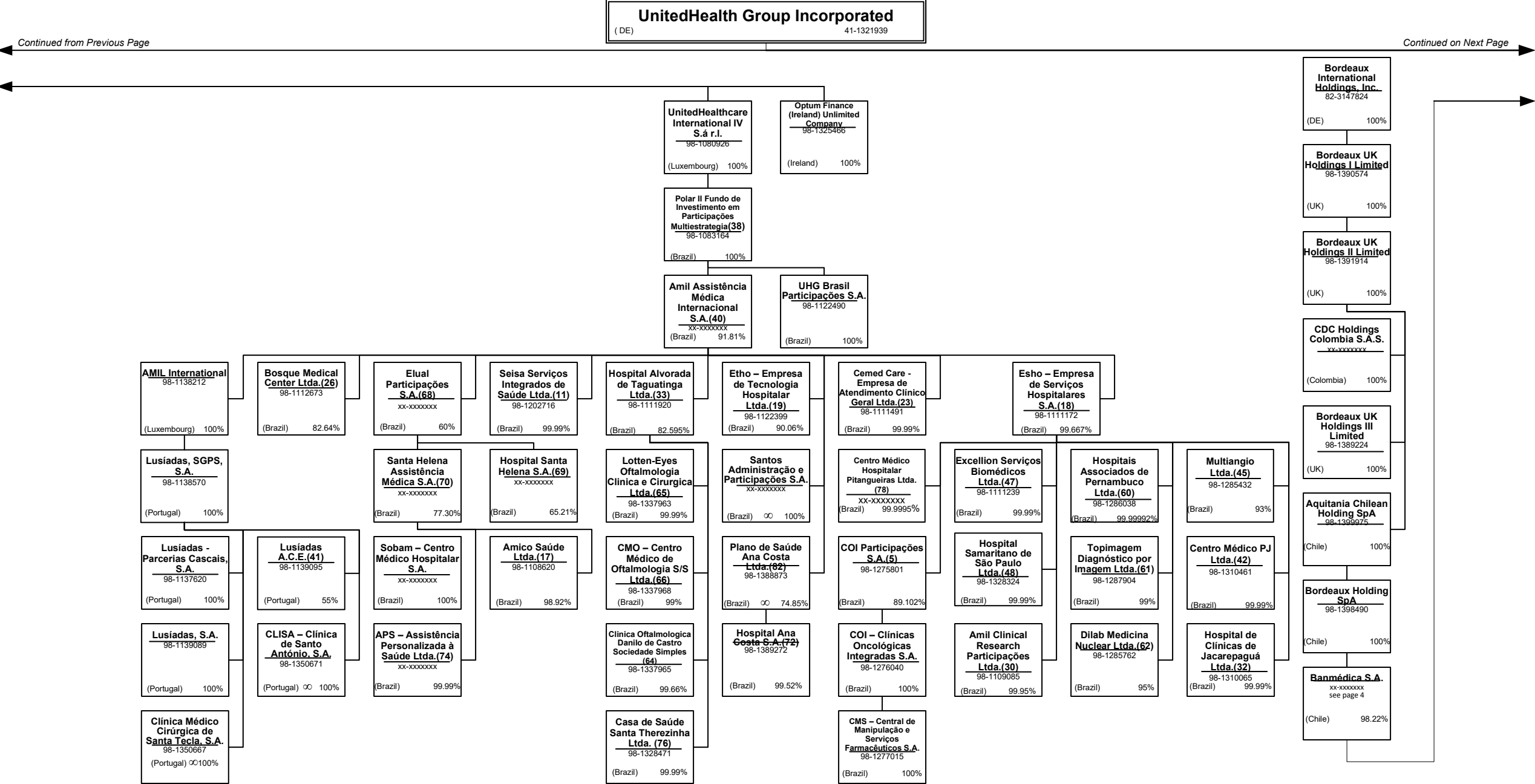
SCHEDULE Y – INFORMATION CONCERNING ACTIVITIES OF INSURER MEMBERS OF A HOLDING COMPANY GROUP

PART 1 – ORGANIZATIONAL CHART



SCHEDULE Y – INFORMATION CONCERNING ACTIVITIES OF INSURER MEMBERS OF A HOLDING COMPANY GROUP

PART 1 – ORGANIZATIONAL CHART



SCHEDULE Y – INFORMATION CONCERNING ACTIVITIES OF INSURER MEMBERS OF A HOLDING COMPANY GROUP

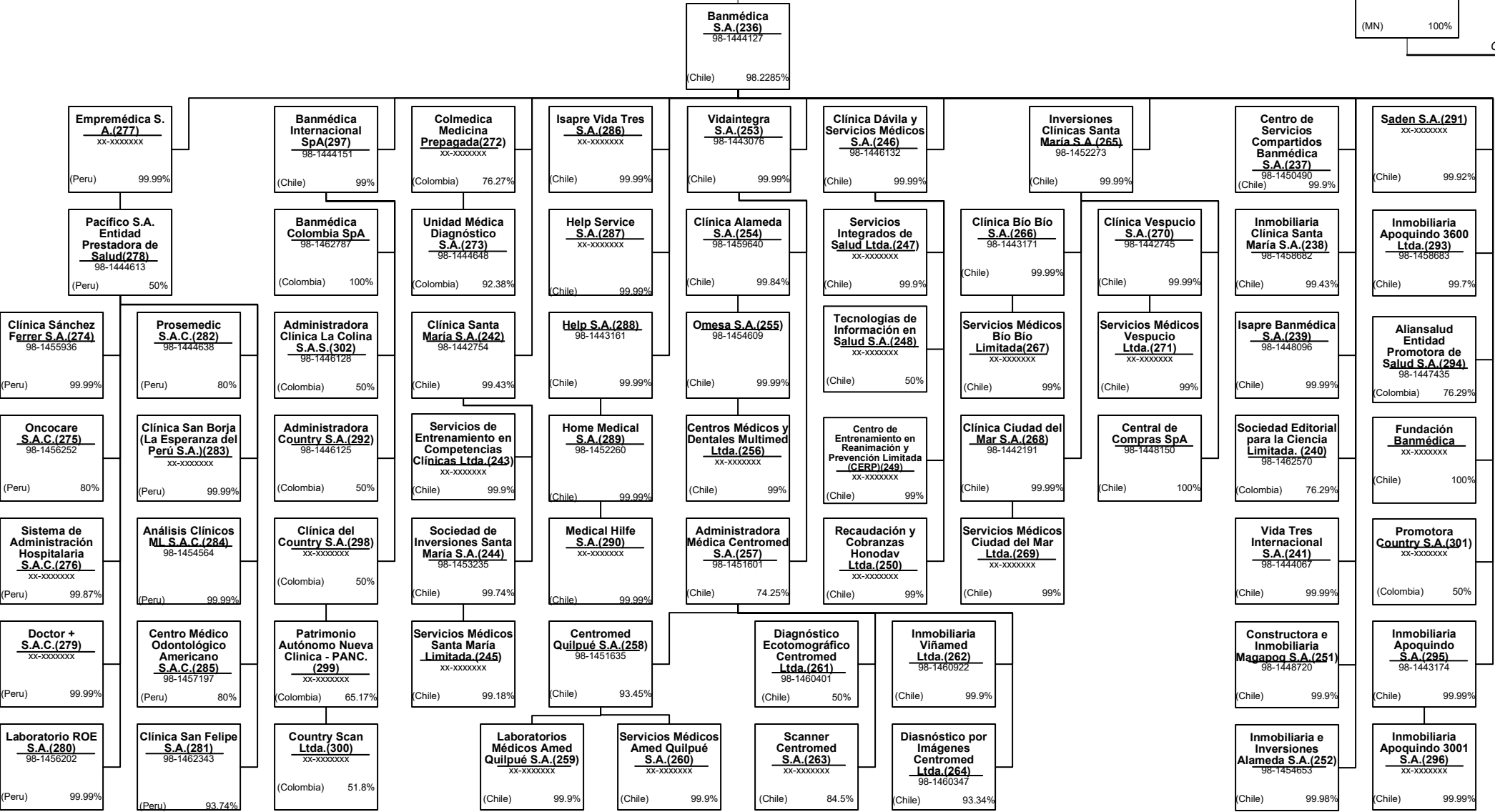
PART 1 – ORGANIZATIONAL CHART



Continued from Previous Page




Continued on Next Page



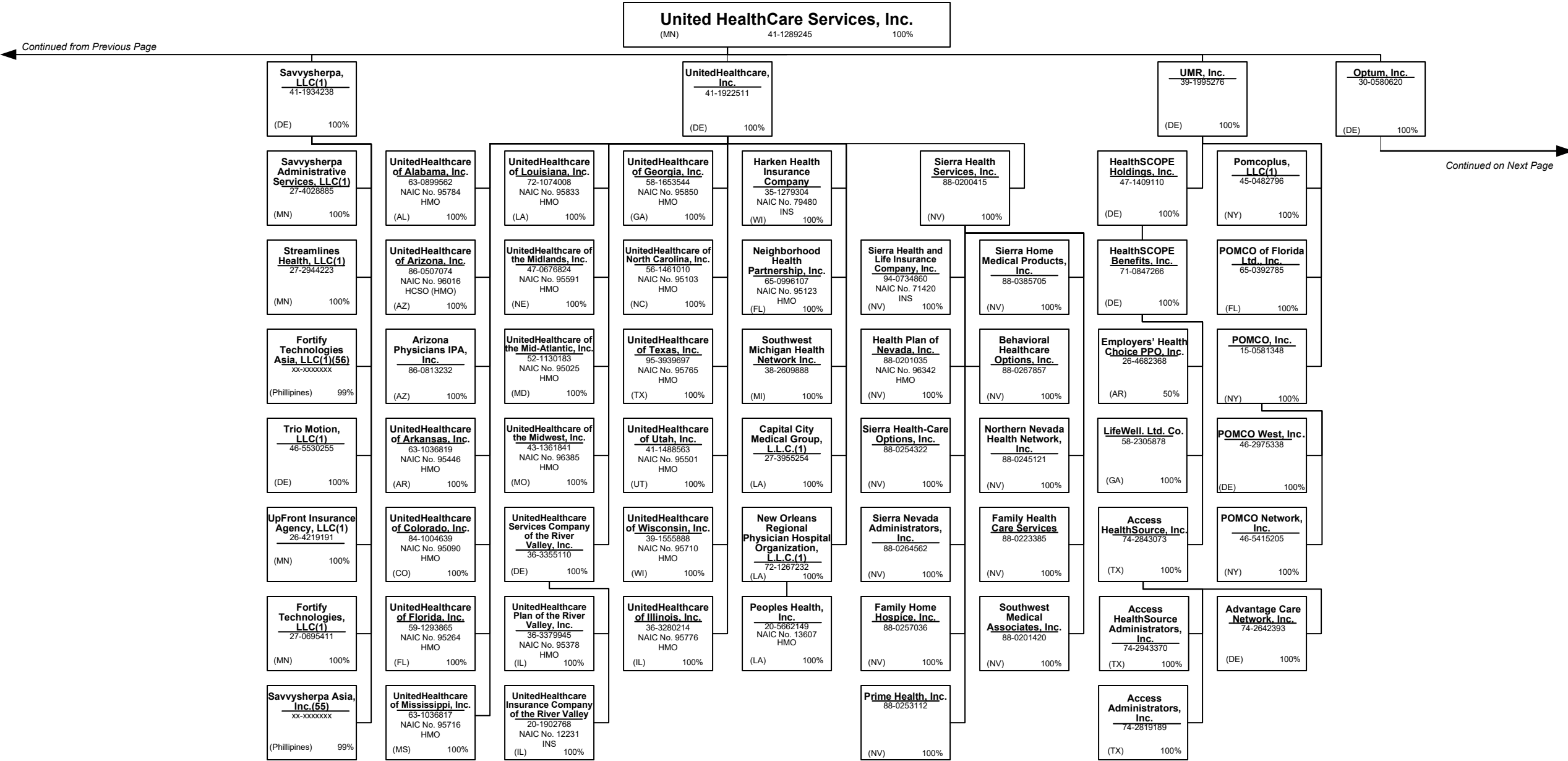
SCHEDULE Y – INFORMATION CONCERNING ACTIVITIES OF INSURER MEMBERS OF A HOLDING COMPANY GROUP

PART 1 – ORGANIZATIONAL CHART



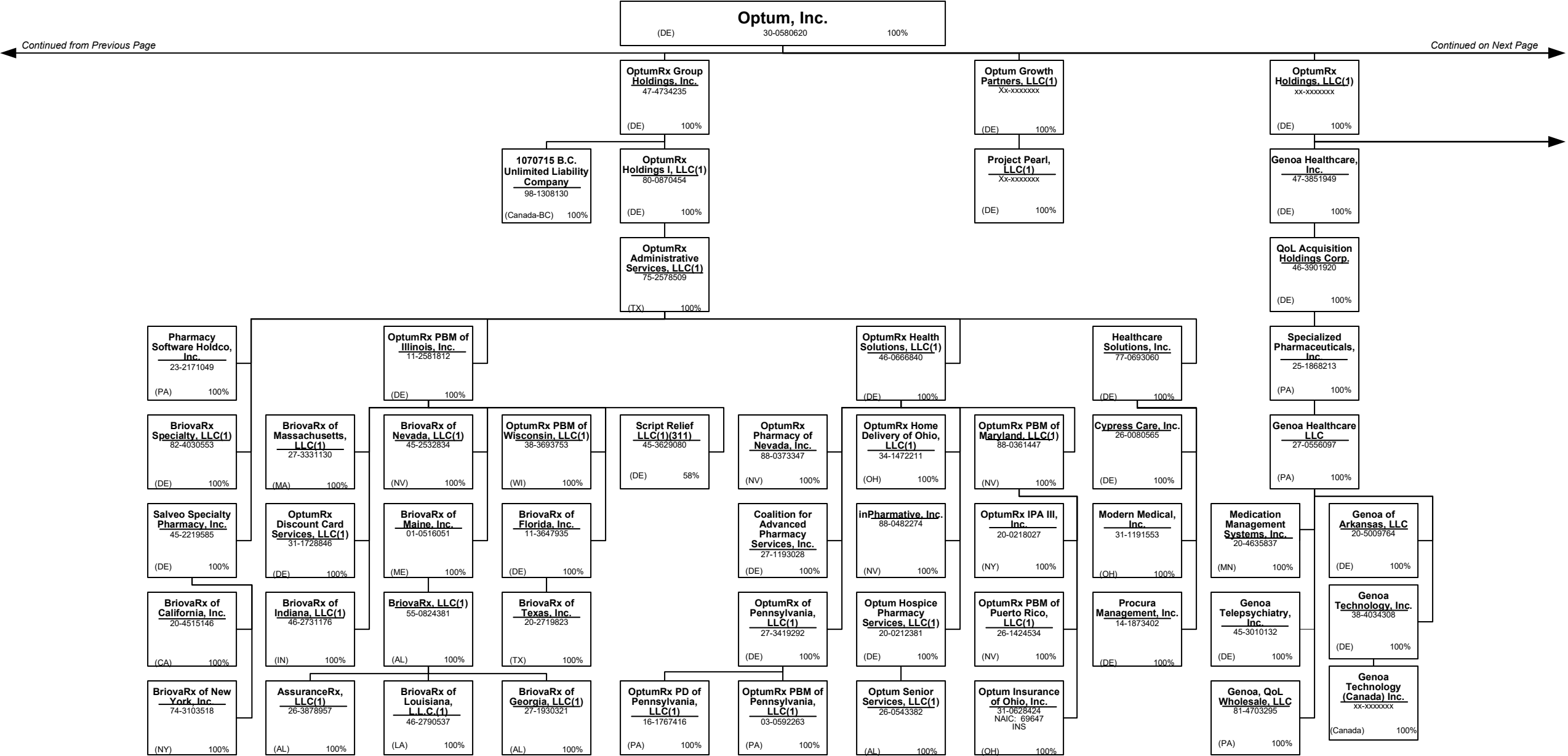
SCHEDULE Y – INFORMATION CONCERNING ACTIVITIES OF INSURER MEMBERS OF A HOLDING COMPANY GROUP

PART 1 – ORGANIZATIONAL CHART



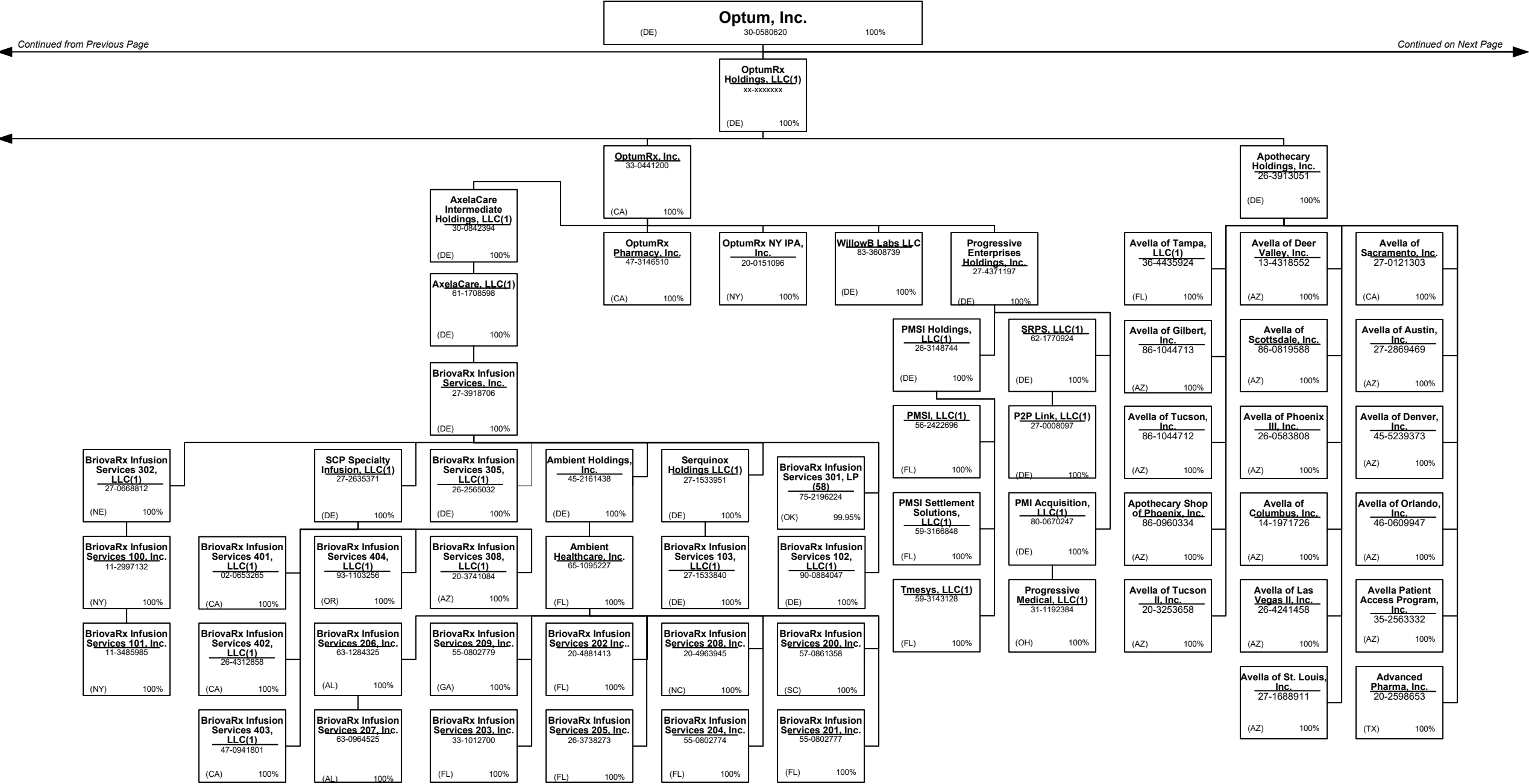
SCHEDULE Y – INFORMATION CONCERNING ACTIVITIES OF INSURER MEMBERS OF A HOLDING COMPANY GROUP

PART 1 – ORGANIZATIONAL CHART



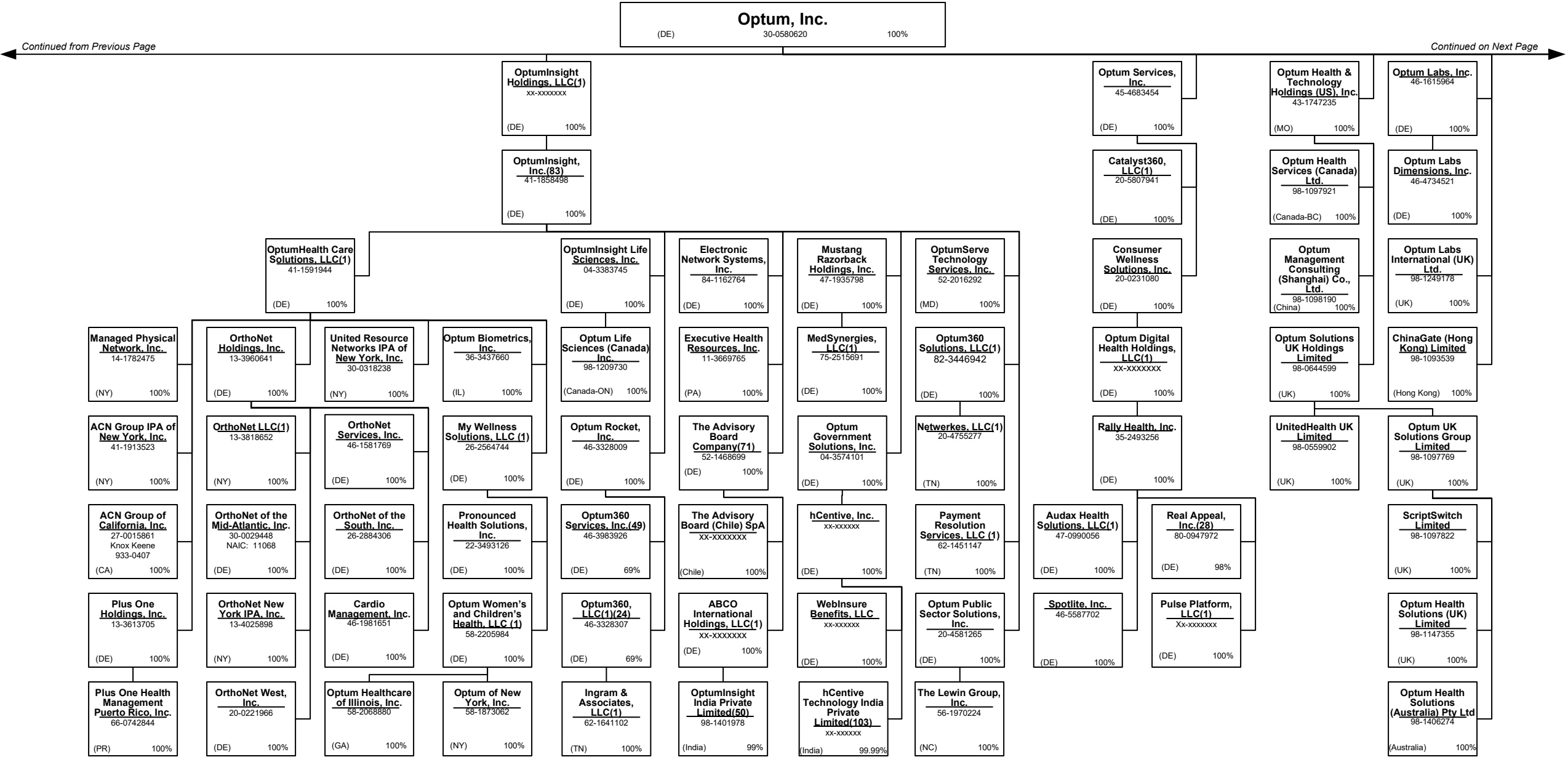
SCHEDULE Y – INFORMATION CONCERNING ACTIVITIES OF INSURER MEMBERS OF A HOLDING COMPANY GROUP

PART 1 – ORGANIZATIONAL CHART



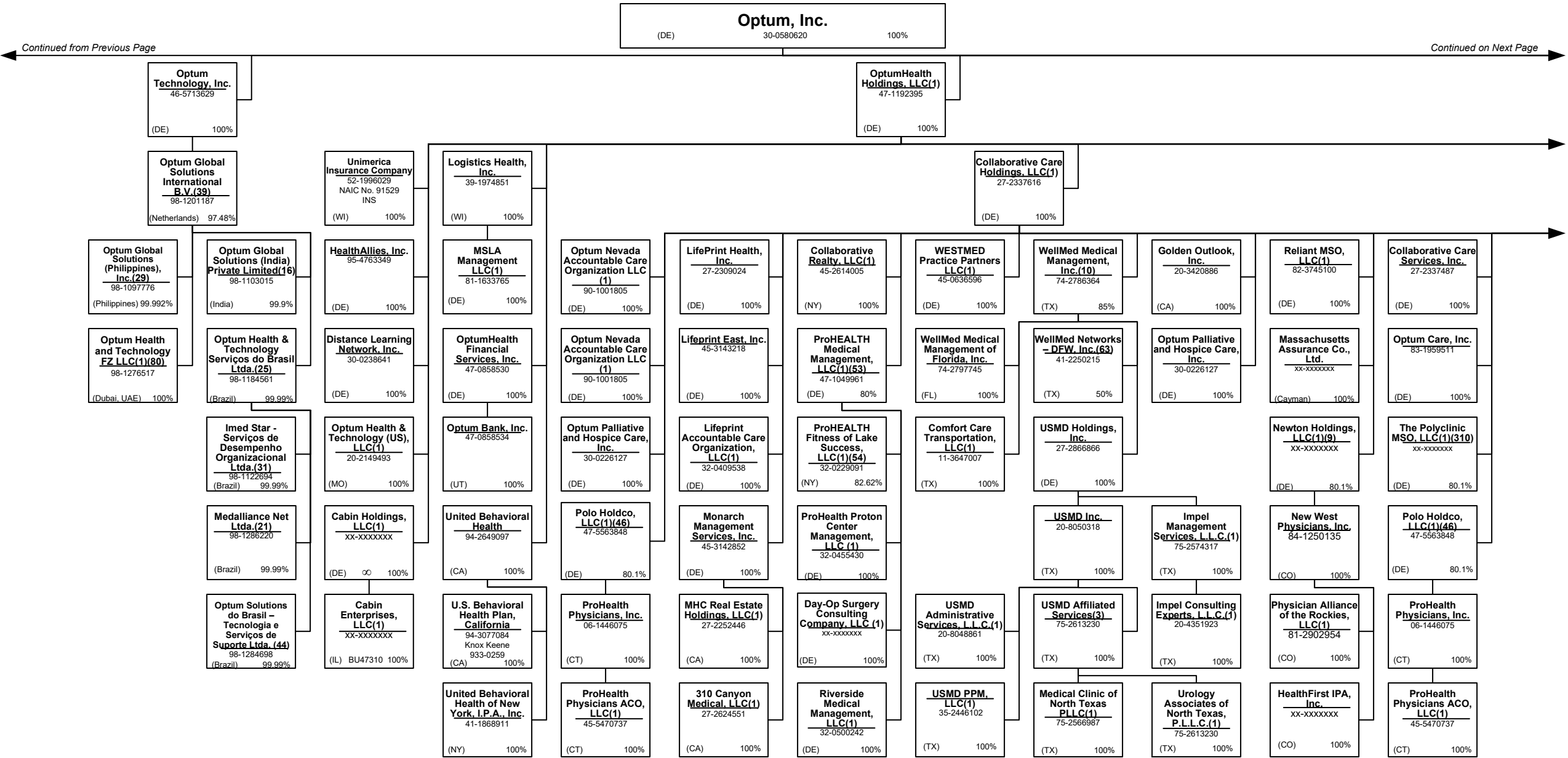
SCHEDULE Y – INFORMATION CONCERNING ACTIVITIES OF INSURER MEMBERS OF A HOLDING COMPANY GROUP

PART 1 – ORGANIZATIONAL CHART



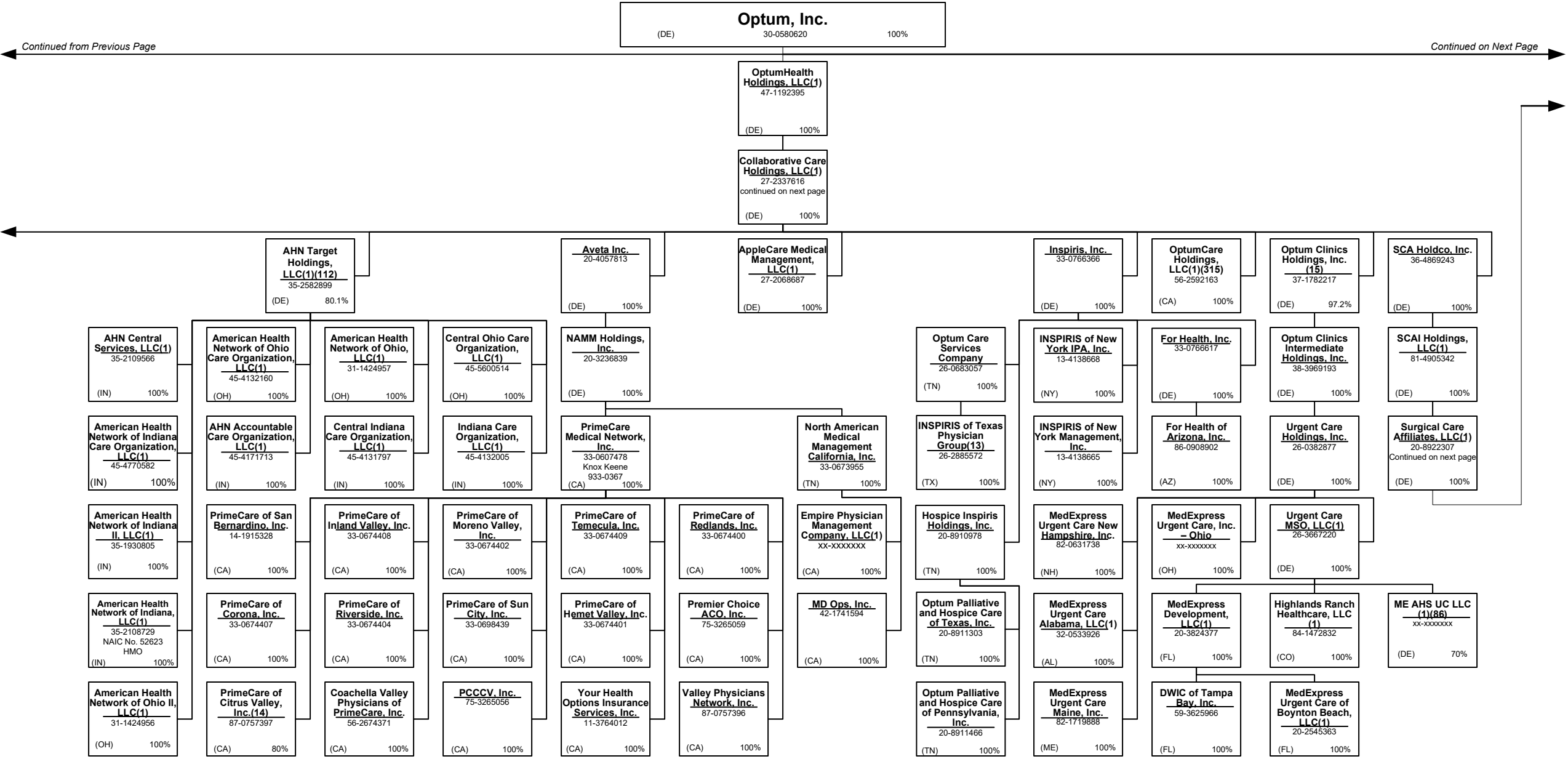
SCHEDULE Y – INFORMATION CONCERNING ACTIVITIES OF INSURER MEMBERS OF A HOLDING COMPANY GROUP

PART 1 – ORGANIZATIONAL CHART



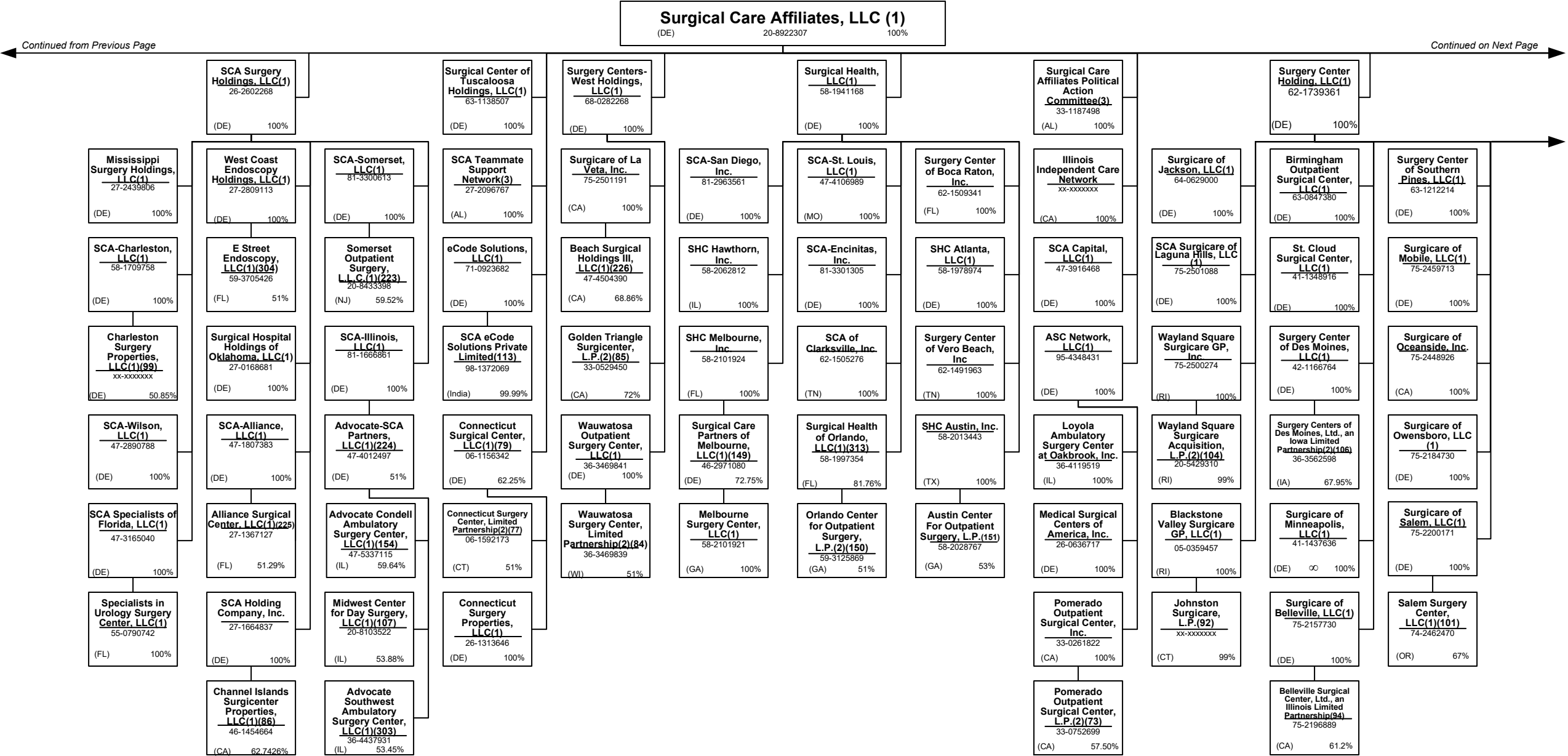
SCHEDULE Y – INFORMATION CONCERNING ACTIVITIES OF INSURER MEMBERS OF A HOLDING COMPANY GROUP

PART 1 – ORGANIZATIONAL CHART



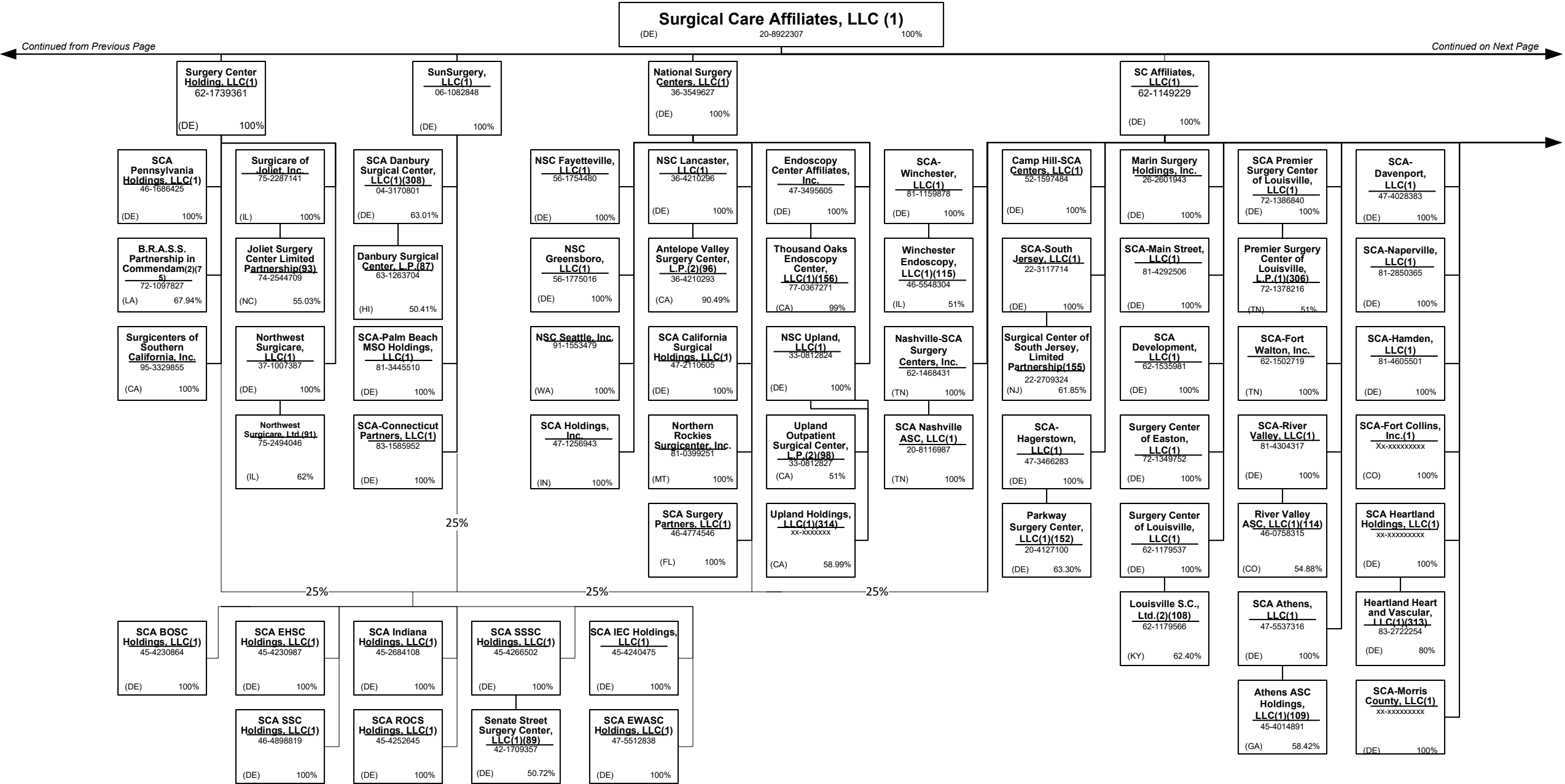
SCHEDULE Y – INFORMATION CONCERNING ACTIVITIES OF INSURER MEMBERS OF A HOLDING COMPANY GROUP

PART 1 – ORGANIZATIONAL CHART




SCHEDULE Y – INFORMATION CONCERNING ACTIVITIES OF INSURER MEMBERS OF A HOLDING COMPANY GROUP

PART 1 – ORGANIZATIONAL CHART




SCHEDULE Y – INFORMATION CONCERNING ACTIVITIES OF INSURER MEMBERS OF A HOLDING COMPANY GROUP

PART 1 – ORGANIZATIONAL CHART



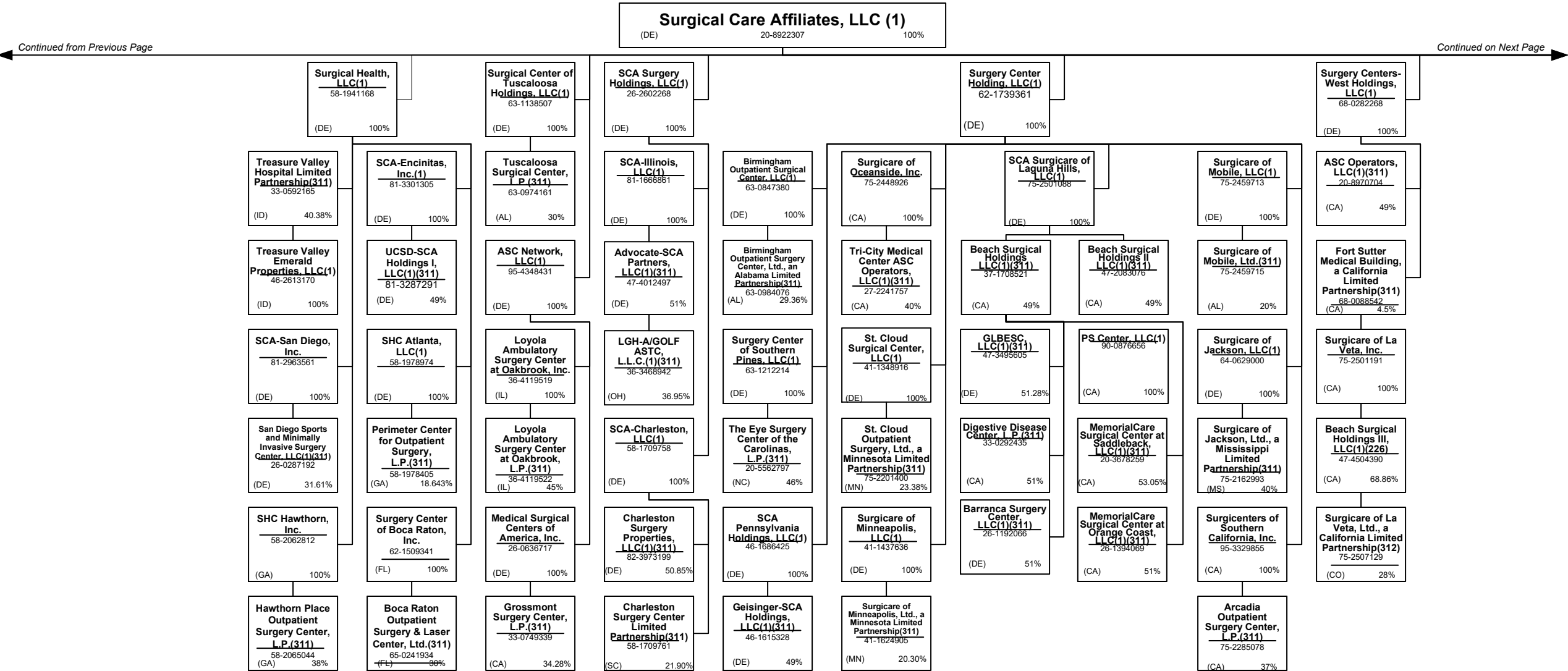
SCHEDULE Y – INFORMATION CONCERNING ACTIVITIES OF INSURER MEMBERS OF A HOLDING COMPANY GROUP

PART 1 – ORGANIZATIONAL CHART



SCHEDULE Y – INFORMATION CONCERNING ACTIVITIES OF INSURER MEMBERS OF A HOLDING COMPANY GROUP
PART 1 – ORGANIZATIONAL CHART

NOTE: All Companies below are minority owned entities of Surgical Care Affiliates, LLC.



SCHEDULE Y – INFORMATION CONCERNING ACTIVITIES OF INSURER MEMBERS OF A HOLDING COMPANY GROUP

PART 1 – ORGANIZATIONAL CHART

NOTE: All Companies below are minority owned entities of Surgical Care Affiliates, LLC.

Surgical Care Affiliates, LLC (1)

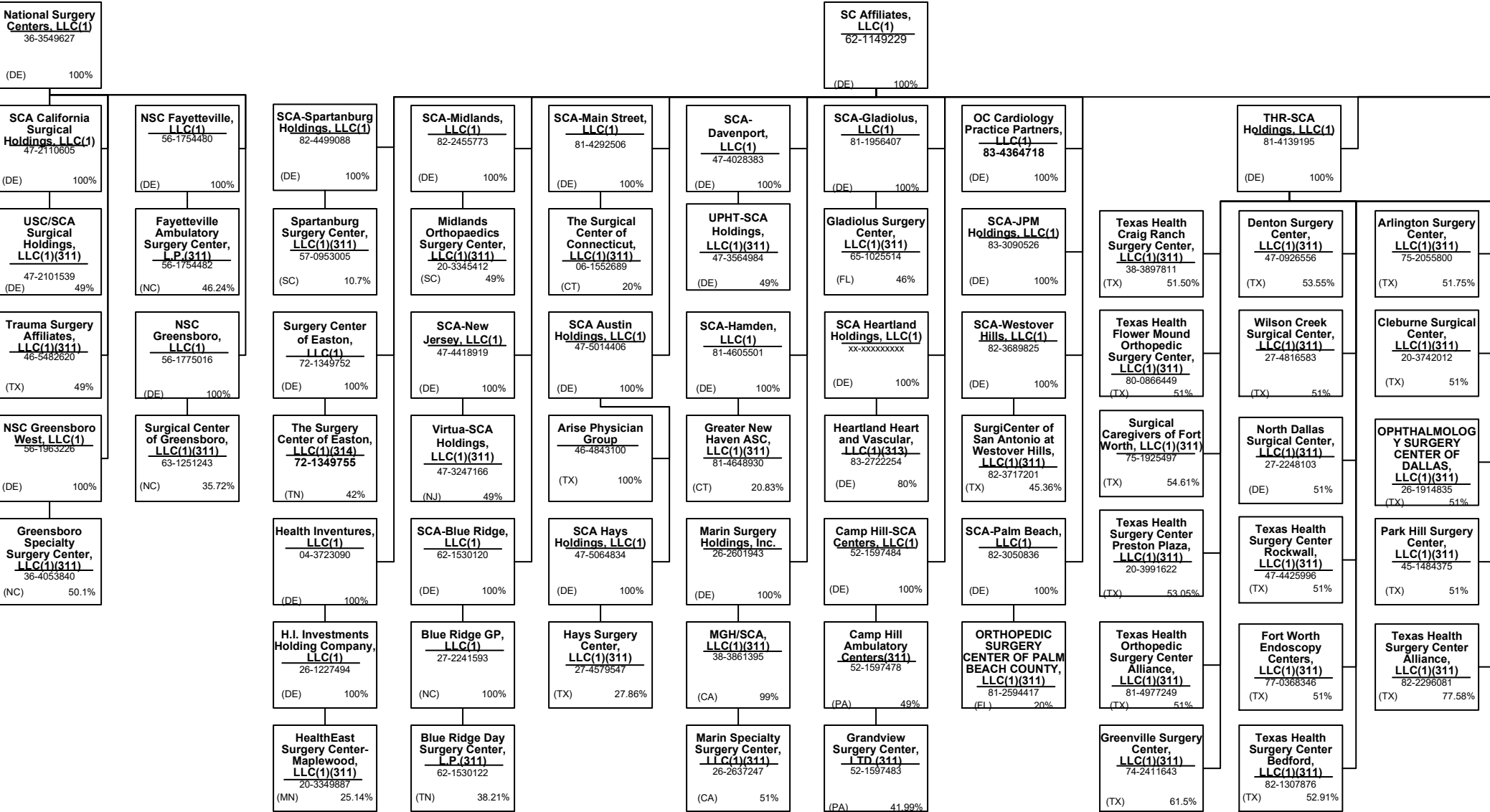
(DE)

20-8922307

100%

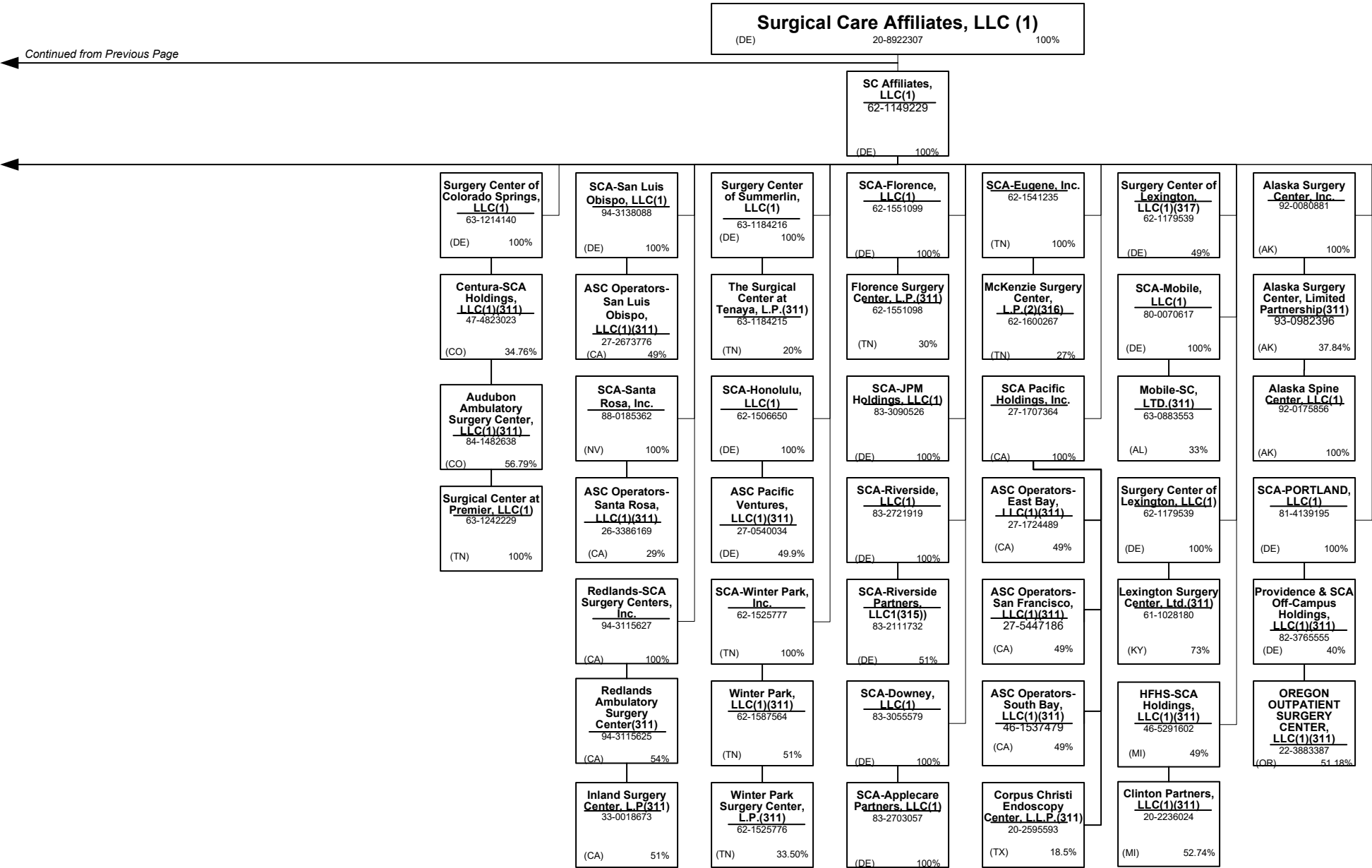
Continued from Previous Page

Continued on Next Page



SCHEDULE Y – INFORMATION CONCERNING ACTIVITIES OF INSURER MEMBERS OF A HOLDING COMPANY GROUP
PART 1 – ORGANIZATIONAL CHART

NOTE: All Companies below are minority owned entities of Surgical Care Affiliates, LLC.



SCHEDULE Y – INFORMATION CONCERNING ACTIVITIES OF INSURER MEMBERS OF A HOLDING COMPANY GROUP**PART 1 – ORGANIZATIONAL CHART****Physician Owned Entities**

Name	Domiciliary Location	ID Number	Name	Domiciliary Location	ID Number	Name	Domiciliary Location	ID Number
AppleCare Hospitalists Medical Group, Inc.	CA	14-1890491	MedExpress Primary Care West Virginia, Inc.	WV	82-4401181	Northridge Medical Group, Inc.	CA	
AppleCare Medical ACO, LLC	CA	45-2852872	MedExpress Primary Care Wisconsin, S.C.	WI	81-4563448	NPN IPA Washington, PLLC	WA	
AppleCare Medical Group St. Francis, Inc.	CA	33-0845269	MedExpress Urgent Care – New Jersey, P.C.	NJ	45-5388778	Optum Clinic, P.A.	TX	75-2778455
AppleCare Medical Group, Inc.	CA	33-0898174	MedExpress Urgent Care - Northern New Jersey PC	NJ	83-2089623	Optum Medical Services of California, P.C.	CA	30-0826311
ARTA Health Network, P.C.	CA		MedExpress Urgent Care Arizona, P.C.	AZ	81-4030280	Optum Medical Services, P.C.	NC	45-3866363
ARTA Western California, Inc.	CA		MedExpress Urgent Care Arkansas, P.A.	AR	46-4348120	Physician Associates of the Great San Gabriel Valley	CA	
Aspectus, Inc.	MA	04-3403101	MedExpress Urgent Care California, P.C.	CA	82-0930142	Physician Partners Medical Group, Inc.	CA	30-0516435
Better Health Value Network, LLC	WA		MedExpress Urgent Care Connecticut, P.C.	CT	81-1956812	Physicians Care Network, L.L.C.	WA	
Bexar Imaging Center, LLC	TX	22-3858211	MedExpress Urgent Care Idaho, P.C.	ID	82-1135336	Polyclinic Management Services Company, LLC	WA	
California Spring Holdings, PC	CA	81-0881243	MedExpress Urgent Care Illinois, P.C.	IL	47-4308614	Primary Care Associated Medical Group, Inc.	CA	33-0527335
Centers for Family Medicine, GP	CA	33-0483510	MedExpress Urgent Care Iowa, P.C.	IA	81-5353472	Prime Community Care, Inc.	CA	30-0516440
Centers for Family Medicine, GP	CA	33-0483510	MedExpress Urgent Care Kansas, P.A.	KS	47-1919283	ProHEALTH Accountable Care Medical Group, PLLC	NY	45-4469117
David Moen, M.D. P.C.	NY		MedExpress Urgent Care Minnesota P.C.	MN	81-1125396	ProHEALTH Ambulatory Surgery Center, Inc.	NY	11-3447394
David R. Ferrell, M.D., P.C.	NV	45-2380022	MedExpress Urgent Care Missouri P.C.	MO	47-3132625	ProHEALTH Care Associates LLP	NY	11-3355604
Day-Op Center of Long Island Inc.	NY		MedExpress Urgent Care North Carolina, P.C.	NC	81-5138747	ProHealth Physicians, P.C.	CT	06-1469068
Durable Medical Equipment, Inc.	MA	04-3106404	MedExpress Urgent Care Oregon, P.C.	OR	82-1919436	ProHealth Physicians, P.C.	CT	06-1469068
Everett Physicians, Inc. P.S.	WA	81-1625636	MedExpress Urgent Care Rhode Island, P.C.	RI	81-5362765	ProHEALTH Urgent Care Medicine of New Jersey LLP	NJ	47-5661535
First Hill Surgery Center, LLC	WA		MedExpress Urgent Care South Carolina, P.C.	SC	81-5380706	ProHEALTH Urgent Care Medicine, PLLC	NY	46-1883579
Greater Phoenix Collaborative Care, P.C.	AZ	27-2337725	MedExpress Urgent Care Texas, P.A.	TX	47-5147441	Redlands Family Practice Medical Group, Inc.	CA	56-2627067
Greater Phoenix Collaborative Care, P.C.	AZ	27-2337725	MedExpress Urgent Care Washington, P.C.	WA	82-2443118	Reliant Medical Group The Endoscopy Center, LLC	MA	20-5251393
HealthCare Partners Affiliates Medical Group	CA		MedExpress Urgent Care Wisconsin, S.C.	WI	81-4281678	Reliant Medical Group, Inc.	MA	22-2912515
HealthCare Partners Associates Medical Group,	CA		MedExpress Urgent Care, Inc. – West Virginia	WV	26-4546400	Riverside Pediatric Group, P.C.	NJ	22-3624559
HealthCare Partners Medical Group, P.C.	CA		MedExpress Urgent Care, P.C. – Georgia	GA	47-1804667	Robert B. McBeath, M.D. II, P.C.	NV	86-0857176
Homecare Dimensions of Florida, Inc.	TX		MedExpress Urgent Care, P.C. – Indiana	IN	90-0929572	Robert B. McBeath, M.D. III, P.C.	NV	
Homecare Dimensions, Inc.	TX		MedExpress Urgent Care, P.C. – Maryland	MD	45-3461101	Robert B. McBeath, M.D., Professional Corporation	NV	88-0310956
IN Style OPTICAL, LLC	MA	27-3296953	MedExpress Urgent Care, P.C. – Massachusetts	MA	47-1857908	Sanvello Behavioral Health Services, P.A.	DE	84-1754732
Inland Faculty Medical Group, Inc.	CA	33-0618077	MedExpress Urgent Care, P.C. – Michigan	MI	46-4793937	Surgical Eye Experts, LLC	MA	
Inspiris Medical Services of New Jersey, P.C.	NJ	45-2563134	MedExpress Urgent Care, P.C. – Oklahoma	OK	47-1824365	Surgicare of La Veta, Ltd.	CA	75-2507129
INSPIRIS of Michigan Medical Services, P.C.	MI	27-1561674	MedExpress Urgent Care, P.C. – Pennsylvania	PA	26-3750502	Talbert Medical Group, P.C.	CA	
INSPIRIS of New York Medical Services, P.C.	NY	13-4168739	MedExpress Urgent Care, P.C. – Tennessee	TN	45-4973138	TeamMD Physicians, P.C.	IA	30-0445773
INSPIRIS of Pennsylvania Medical Services, P.C.	PA		MedExpress Urgent Care, P.C. – Virginia	VA	45-3123110	The Everett Clinic, PLLC	WA	91-0214500
March Vision Care Group, Incorporated	CA	95-4874334	MedExpress Urgent Care, P.S.C. - Kentucky	KY	83-1565124	The Polyclinic, PLLC	WA	
March Vision Care IPA, Inc.	NY	27-3115058	MedExpress, Inc. – Delaware	DE	45-5436856	Urgent Care New York, P.C.	NY	82-2400620
Mat-Rx Development, L.L.C.	TX	43-1967820	Medical Support Los Angeles, A Medical Corporation	CA	95-4708497	USMD of Arlington GP, L.L.C.	TX	73-1662757
ME Urgent Care Nebraska, Inc.	NE	81-0936574	Memorial Healthcare IPA, GP	CA	95-4688463	Waypoint Minnesota PC	MN	46-2854394
MedExpress Employed Services, Inc.	DE	81-1265129	Memorial Healthcare IPA, GP	CA	95-4688463	WellMed Medical Group, P.A.	TX	74-2574229
MedExpress Primary Care Arizona P.C.	AZ	81-4550969	MHCH, Inc.	CA	80-0507474	WellMed Network of Florida, Inc.	TX	35-2314192
MedExpress Primary Care Kansas, P.A.	KS	81-4605885	Mobile Medical Services, P.C.	NY	30-0445773	WellMed Networks, Inc.	TX	74-2889447
MedExpress Primary Care Maryland, P.C.	MD	82-3384324	Monarch Health Plan, Inc.	CA	22-3935634	WellMed of Las Cruces, Inc.	TX	92-0183013
MedExpress Primary Care Massachusetts, P.C.	MA	82-1096099	Monarch HealthCare, A Medical Group, Inc.	CA	33-0587660	WND Medical, PLLC	TX	45-2158334
MedExpress Primary Care Minnesota P.C.	MN	81-4396738	Monarch Hospice, LLC	CA	30-0606451	XLHome Michigan, P.C.	MI	46-3537245
MedExpress Primary Care Oklahoma, P.C.	OK	83-1077265	Mosaic Management Services, Inc.	CA		XLHome Northeast, P.C.	NJ	45-5530241
MedExpress Primary Care South Carolina, P.C.	SC	83-0764858	NAMM Medical Group Holdings, Inc.	CA	56-2627070	XLHome Oklahoma, Inc.	OK	46-2931689
MedExpress Primary Care Virginia, P.C.	VA	82-3395792	NAMM MGH, Inc.	CA	61-1627269	XLHome, P.C.	MD	27-3543997

Note: Represents physician-owned entities where the ultimate owner is deemed to have influence over the entity.

SCHEDULE Y – INFORMATION CONCERNING ACTIVITIES OF INSURER MEMBERS OF A HOLDING COMPANY GROUP
PART 1 – ORGANIZATIONAL CHART

Notes

All legal entities on the Organization Chart are Corporations unless otherwise indicated.

- (1) Entity is a Limited Liability Company
- (2) Entity is a Partnership
- (3) Entity is a Non-Profit Corporation
- (4) Control of the Foundation is based on sole membership, not the ownership of voting securities
- (5) COI Participações S.A. is 89.10289% owned by Esho – Empresa de Serviços Hospitalares S.A. and 10.8971% owned by COIPAR Participações S.A.
- (6) Health Net Services (Cayman) PIC is a Cayman exempted company
- (7) UnitedHealthcare India Private Limited is 99.999335% owned by OptumHealthInternational B.V. and 0.000665% owned by UnitedHealth International, Inc. OptumHealth International BV holds 100% of the issued preference shares.
- (8) General partnership interests are held by United HealthCare Services, Inc. (89.77%) and by UnitedHealthcare, Inc. (10.23%). United HealthCare Services, Inc. also holds 100% of the limited partnership interests. When combining general and limited partner interests, United HealthCare Services, Inc. owns 94.18% and UnitedHealthcare, Inc. owns 5.83%.
- (9) Newton Holdings, LLC, is 80.1% owned by Collaborative Care Holdings, LLC and the remaining 19.9% is owned by outside shareholders.
- (10) WellMed Medical Management, Inc. is 85% owned by Collaborative Care Holdings, LLC and 15% owned by WMG Healthcare Partners, L.P.
- (11) Seisa Serviços Integrados de Saúde Ltda is 99.99% owned by Amil Assistência Médica Internacional S.A. and 0.00001% owned by Cemed Care – Empresa de Atendimento Clínico Geral Ltda.
- (12) Optum Health & Technology (India) Private Limited is 99.9995% owned by OptumHealth International B.V. and 0.0005 % owned by United Behavioral Health.
- (13) INSPIRIS of Texas Physician Group is a Texas non-profit (taxable) whose sole member is Inspiris Services Company.
- (14) PrimeCare of Citrus Valley, Inc. is 80% owned by PrimeCare Medical Network, Inc. and 20% owned by Citrus Valley Medical Associates, Inc.
- (15) Optum Clinics Holdings, Inc. is 97.2% owned by Collaborative Care Holdings, LLC and 2.8% is owned by external shareholders.
- (16) Optum Global Solutions (India) Private Limited is 99.999466 % owned by Optum Global Solutions International BV and 0.000534% UnitedHealth International, Inc. as nominee of Optum Global Solutions International BV per India requirement to have two shareholders.
- (17) Amico Saúde Ltda. is 98.927933% owned by Santa Helena Assistência Médica S.A. and 1.072067% owned by Cemed Care – Empresa de Atendimento Clínico Geral Ltda.
- (18) Esho – Empresa de Serviços Hospitalares S.A. is 99.667% owned by Amil Assistência Médica Internacional S.A.and the remaining 0.31798923769% is owned by external shareholders and 0.01462081847% is owned by Treasury Shares.
- (19) Etho – Empresa de Tecnologia Hospitalar Ltda. 82.642% owned by Amil Assistência Médica Internacional S.A.and 17.358% owned by an external shareholder.
- (20) Orthology, Inc. is 98% owned by UnitedHealth Group Ventures, LLC and 2% owned by external shareholders.
- (21) Medalliance Net Ltda. is owned 99.999985% by Optum Health & Technology Serviços do Brasil Ltda. and 0.000015% by UHG Brasil Participações S.A.
- (22) Branch offices in Iraq and Uganda.

- (23) Cemed Care Empresa de Atendimento Clínico Geral Ltda. Is 99.9999996% owned by Amil Assistência Médica Internacional S.A. and 0.000004% owned by Esho – Empresa de Serviços Hospitalares S.A.
- (24) Optum 360, LLC is 69% owned by Optum Rocket, Inc; the remaining 31% is owned by external holders.(25) Optum Health & Technology Serviços do Brasil Ltda. is 99.998364% owned by Optum Global Solutions International B.V. and the remaining 0.001636% is owned by OptumInsight, Inc.
- (26) Bosque Medical Center Ltda. is 82.64% owned by Amil Assistência Médica Internacional S.A.and 17.3521% owned by Esho – Empresa de Servicios Hospitalares S.A.
- (27) H&W Indemnity (SPC), Ltd. is an exempted segregated portfolio company organized under the laws of the Cayman Islands and holds a Cayman insurance license.
- (28) Real Appeal, Inc. is 98% owned by Rally Health, and the remaining 2% is owned by external shareholders.
- (29) Optum Global Solutions (Philippines), Inc. is 99.992% owned by Optum Global Solutions International B.V., and the remaining 0.008% is held by individual shareholders who are directors of the company.
- (30) Amil Clinical Research Participações Ltda. is 99.95% owned by Esho – Empresa de Serviços Hospitalares S.A. and 0.05% owned by Cemed Care – Empresa de Atendimento Clínico Geral Ltda.
- (31) Imed Star Serviços de Desempenho Organizacional Ltda. is 99.99998% owned by Optum Health & Technology Serviços do Brasil Ltda and 0.00002% owned by UHG Brasil Participações S.A.
- (32) Hospital de Clínicas de Jacarepaguá Ltda. is 99.999999% owned by Esho – Empresa de Serviços Hospitalares S.A. and 0.000001% is owned by Cemed Care – Empresa de Atendimento Clínico Geral Ltda.
- (33) Hospital Alvorada Taguatinga Ltda. is 82.595% owned by Amil Assistência Médica Internacional S.A, 9.90% by Bosque Medical Center Ltda., and 5.06% is owned by Hospital Samaritano de São Paulo Ltda.
- (34) Registered as foreign shareholder in Brazil.
- (35) FrontierMEDEX Kenya Limited is 99.9% owned by UnitedHealthcare Global Medical (UK) Limited and 0.1% owned by UnitedHealthcare International I B.V.
- (36) UnitedHealthcare Global Canada Limited is registered in Nova Scotia and Newfoundland& Labrador.
- (37) The limited partners of UnitedHealth Group International, L.P. include FMG Holdings, LLC (29.39634%), and UnitedHealth Group Incorporated (70.60366%).
- (38) Polar II Fundo de Investimento em Participações is a Brazilian private equity investment fund incorporated in the form of a closed-end condominium.
- (39) Optum Global Solutions International B.V. is 97.48% owned by Optum Technology, Inc. and 2.52% is owned by OptumHealth International B.V.
- (40) Amil Assistência Médica Internacional S.A. is 91.81% owned by Polar II Fundo de Investimento em Participações and the remaining 8.19% is owned by the former controlling shareholders of Amil Assistência Médica Internacional S.A.
- (41) Lusiadas A.C.E. is 55% owned by Lusiadas, SGPS, S.A., 10% owned by Lusiadas – Parcerias Cascais, S.A., 20% owned by Lusiadas, S.A., 5% owned by Clínica Médico Cirúrgica de Santa Tecla, S.A. and 10% owned by CLISA – Clínica de Santo António, S.A.
- (42) Centro Médico PJ Ltda. is 99.99998% owned by Esho – Empresa de Serviços Hospitalares S.A. and 0.00002% is owned by Cemed Care – Empresa de Atendimento Clínico Geral Ltda.
- (43) Frontier Medex Tanzania Limited is 99% owned by UnitedHealthcare Global Medical (UK) Limited. The remaining 1% is owned by a former officer of Frontier MEDEX Limited and is being transferred to UnitedHealthcare International I BV.
- (44) Optum Solutions do Brasil – Tecnologia e Serviços de Suporte Ltda., is 99.9999983%owned by Optum Health & Technology Serviços do Brasil Ltda and the remaining 0.0000017% (1 quota) is owned by OptumInsight, Inc.

- (45) Multiangio Ltda. is 93% owned by Esho – Empresa de Serviços Hospitalares S.A. and the remaining 7% is owned by external shareholders.
- (46) Polo Holdco, LLC is 80.1% owned by Collaborative Care Holdings, LLC and the remaining 19.9% being owned by an outside third party.
- (47) Excellion Serviços Biomédicos Ltda is 99.999997% owned by Esho – Empresa de Serviços Hospitalares S.A. and 0.000003% is owned by Cemed Care - Empresa de Atendimento Clínico Geral Ltda.
- (48) Hospital Samaritano de São Paulo Ltda. is 99.9999998% owned by Esho – Empresa de Serviços Hospitalares S.A.and the remaining 0.0000002% is owned by Hospital Alvorada Taguatinga Ltda.
- (49) Optum360 Services, Inc.is 69% owned by Optum Rocket, Inc. and the remaining 31% is owned by external investors.
- (50) **OptumInsight India Private Limited** is 99% owned by ABCO International Holdings, LLC and 1% owned by The Advisory Board Company.
- (51) Branch office located in the United States.
- (52) UnitedHealthcare Insurance Company has a representative office in Beijing, China.
- (53) ProHEALTH Medical Management, LLC is 80% owned by Collaborative Care Holdings, LLC and 20% owned by an external shareholder.
- (54) ProHEALTH Fitness of Lake Success, LLC is 82.62% owned by ProHEALTH Medical Management, LLC and 17.38% by an external shareholder.
- (55) Savvysherpa Asia, Inc. is 99% owned by Savvysherpa, LLC and the remaining 1% is owned by a number of individual shareholders.
- (56) Fortify Technologies Asia, LLC is 99% owned by Savvysherpa, LLC and the remaining 1% is owned by a number of individual shareholders.
- (57) Virtual Therapeutics Corporation is 67% owned by Savvysherpa, LLC and the remaining 33.4% is owned by an outside third party.
- (58) BriovaRx Infusion Services 301, LP is 99.95% owned by AxelaCare Holdings, Inc. with the remaining 0.05% interest as a limited partner being held by BriovaRx Infusion Services 305, LLC.
- (59) XLHealth Corporation holds 99.998%, UnitedHealth International, Inc. holds .002%.
- (60) Hospitais Associados de Pernambuco Ltda. is 99.99992% owned by Esho – Empresa de Serviços Hospitalares S.A. and the remaining 0.00008% is owned by Hospital Alvorada Taguatinga Ltda
- (61) Topimagem Diagnóstico por Imagem Ltda.is 99% owned by Esho – Empresa de Serviços Hospitalares S.A., and the remaining 1% interest is owned by external shareholders.
- (62) Dilab – Medicina Nuclear Ltda is 95% owned by Esho – Empresa de Serviços Hospitalares S.A. and the remaining 5% is owned by external shareholders.
- (63) WellMed Networks – DFW, Inc. is 50% owned by WellMed Networks, Inc. and 50% owned by USMD Inc. WellMed Medical Management, Inc. controls 100% of WellMed Networks - DFW.
- (64) Clínica Oftalmologica Danilo de Castro Sociedade Simples is 99.66% owned by Hospital Alvorada de Taguatinga Ltda. and the remaining 0.333333% is owned by Lotten-Eyes Oftalmologia Clinica e Cirurgica Ltda.
- (65) Lotten-Eyes Oftalmologia Clinica e Cirurgica Ltda. is 99.99% owned by Hospital Alvorada de Taguatinga Ltda.and the remaining 0.000012% is owned by Esho – Empresa de Serviços Hospitalares S.A.
- (66) CMO – Centro Médico de Oftalmologia S/S Ltda. is 99% owned by Hospital Alvorada de Taguatinga Ltda. and the remaining 1% is owned by Lotten-Eyes Oftalmologia Clinica e Cirurgica Ltda.
- (67) UHCG-FZE is registered in the Dubai Silicon Oasis free zone.
- (68) Elual Participações S.A. is 60% owned by Amil Assistência Médica Internacional S.A. and 40% by Esho – Empresa de Serviços Hospitalares S.A.

SCHEDULE Y – INFORMATION CONCERNING ACTIVITIES OF INSURER MEMBERS OF A HOLDING COMPANY GROUP
PART 1 – ORGANIZATIONAL CHART

Notes

All legal entities on the Organization Chart are Corporations unless otherwise indicated.

- (69) Hospital Santa Helena S.A. is 65.21% owned by Elual Participações S.A. and 33.60% owned by Esho – Empresa de Serviços Hospitalares S.A. and 1.19% is owned by external shareholder
- (70) Santa Helena Assistência Médica S.A. is 77.30% owned by Elual Participações S.A. and The remaining 22.29222% is owned by Amil Assistência Médica Internacional S.A. and 0.40649% is owned by external shareholder.
- (71) Registered branches in Australia and the UK.
- (72) Hospital Ana Costa S.A. is 99.52% owned by Plano de Saúde Ana Costa Ltda., 0.375900% is owned by Hospital Alvorada de Taguatinga Ltda. and 0.104634107% is owned by external shareholders.
- (73) The remaining 42.50% is owned by multiple sources.
- (74) The remaining 0.0001% is owned by Amil Assistência Médica Internacional S.A.
- (75) The remaining 32.06% is owned by multiple sources.
- (76) Hospital Alvorada de Taguatinga Ltda. decreased its ownership in Casa de Saúde Santa Therezinha S.A. from 100% to 99.99%. The remaining 0.000001% is owned by Esho – Empresa de Serviços Hospitalares S.A.
- (77) The remaining 49% is owned by multiple sources.
- (78) The remaining 0.0005% is owned by Hospital Alvorada Taguatinga Ltda.
- (79) The remaining 37.75% is owned by multiple sources.
- (80) Registered in the Dubai Healthcare City free zone.
- (81) TBD
- (82) Plano de Saúde Ana Costa Ltda. is 74.85961% owned by Amil Assistência Médica. Internacional S.A. and the remaining 25.14039% is owned by Santos Administração e Participações S.A.
- (83) OptumInsight, Inc. is registered as foreign shareholders in Brazil.
- (84) The remaining 49% is owned by multiple sources.
- (85) The remaining 28% is owned by multiple sources.
- (86) The remaining 37.26% is owned by multiple sources.
- (87) The remaining 49.59% is owned by multiple sources.
- (88) TBD
- (89) The remaining 49.28% is owned by multiple sources..
- (90) The remaining 23.55% is owned by multiple sources.
- (91) The remaining 38% is owned by multiple sources.
- (92) The remaining 1% is owned by multiple sources.
- (93) The remaining 44.97% is owned by multiple sources.
- (94) The remaining 38.80% is owned by multiple sources.
- (95) TBD
- (96) The remaining 9.51% is owned by multiple sources.
- (97) The remaining 45% is owned by multiple sources.
- (98) The remaining 49% is owned by multiple sources.
- (99) The remaining 49.15% is owned by multiple sources.
- (100) The remaining 45% is owned by multiple sources.
- (101) The remaining 33% is owned by multiple sources.
- (102) UnitedHealthcare International X S.á.r.l. holds 100% of the common shares, 403,948,524 common shares. UnitedHealthcare International III S.á.r.l. holds 100% of the preferred shares, 513,899,520 preferred shares.
- (103) The remaining 0.01% is owned by an individual shareholder.
- (104) The remaining 1% is owned by multiple sources.
- (105) The remaining 49.82% is owned by multiple sources.
- (106) The remaining 32.05% is owned by multiple sources.

- (107) The remaining 46.12% is owned by multiple sources.
- (108) The remaining 37.60% is owned by multiple sources.
- (109) The remaining 41.58% is owned by multiple sources.
- (110) The remaining 21.13% is owned by multiple sources.
- (111) The remaining 50% is owned by multiple sources.
- (112) The remaining 19.9% is owned by Nineteen.Nine Holdings, LLC.
- (113) The remaining 0.01% is owned by an individual shareholder.
- (114) The remaining 45.12% is owned by multiple sources.
- (115) The remaining 49% is owned by multiple sources.
- (116) The remaining 47.55% is owned by multiple sources.
- (117) The remaining 2% is owned by multiple sources.
- (118) The remaining 46.15% is owned by multiple sources.
- (119) The remaining 23% is owned by multiple sources.
- (120) The remaining 3% is owned by multiple sources.
- (121) TBD
- (122) The remaining 43% is owned by multiple sources.
- (123) TBD
- (124) The remaining 47.81% is owned by multiple sources.
- (125) The remaining 45% is owned by multiple sources.
- (126)The remaining 41% is owned by multiple sources.
- (127) The co-founders of Pacifica Labs, Inc. own the remaining 14.21%.
- (128) The remaining 50% is owned by multiple sources.
- (129) The remaining 41% is owned by multiple sources.
- (130) The remaining 50% is owned by multiple sources.
- (131) The remaining 40.68% is owned by multiple sources.
- (132) The remaining 51.50% is owned by multiple sources.
- (133) The remaining 49.9% is owned by multiple sources.
- (134) The remaining 13% is owned by multiple sources.
- (135) The remaining 39.17% is owned by multiple sources.
- (136) The remaining 46.48% is owned by multiple sources.
- (137) The remaining 45.33% is owned by multiple sources.
- (138) The remaining 35% is owned by multiple sources.
- (139) The remaining 48.06% is owned by multiple sources.
- (140) The remaining 46% is owned by multiple sources.
- (141) The remaining 45% is owned by multiple sources.
- (142) The remaining 43.31% is owned by multiple sources.
- (143) The remaining 49.02% is owned by multiple sources.
- (144) The remaining 46.77% is owned by multiple sources.
- (145) The remaining 45% is owned by multiple sources.
- (146) The remaining 27.47% is owned by multiple sources.
- (147) The remaining 45.46% is owned by multiple sources.
- (148) The remaining 41.33% is owned by multiple sources.
- (149) The remaining 27.25% is owned by multiple sources.
- (150) The remaining 49% is owned by multiple sources.
- (151) The remaining 47% is owned by multiple sources.
- (152)The remaining 36.7% is owned by multiple sources.
- (153) The remaining 26.96% is owned by multiple sources.
- (154) The remaining 40.35% is owned by multiple sources
- (155) The remaining 38.14% is owned by multiple sources.
- (156) The remaining 1% is owned by another source.
- (157) The remaining 20% is owned by an individual manager of the entity.
- (158-165) TBD
- (166) The remaining 29% is owned by multiple sources.

- (167) The remaining 49% is owned by multiple sources.
- (168) The remaining 49% is owned by multiple sources.
- (169) The remaining 50% is owned by multiple sources.
- (170) The remaining 38.62% is owned by multiple sources.
- (171) The remaining 44.49% is owned by multiple sources.
- (172) The remaining 49% is owned by multiple sources.
- (173-218) TBD
- (219) The remaining 49% is owned by multiple sources.
- (220) The remaining 50% is owned by multiple sources.
- (221) Hygeia Corporation, a Delaware corporation, acquired a 1.28978% ownership interest in FMG Holdings LLC, a Delaware limited liability company.
- (223) The remaining 40.48% is owned by multiple sources.
- (224) The remaining 49% is owned by multiple sources.
- (225) The remaining 48.7% is owned by multiple sources.
- (226) The remaining 31.14% is owned by multiple sources.
- (227) The remaining 49% is owned by multiple sources.
- (228) The remaining 49% is owned by multiple sources.
- (229) The remaining 35.75% is owned by multiple sources.
- (230) TBD
- (231) The remaining 49% is owned by multiple sources.
- (232) The remaining 46.55 is owned by multiple sources.
- (233) The remaining 49% is owned by multiple sources.
- (234) The remaining 26% is owned by multiple sources.
- (235) The remaining 49.97% is owned by multiple sources
- (236) The remaining 1.77% is owned by external shareholders.
- (237) The remaining 0.1% is owned by Inversiones Clínicas Santa María S.A.
- (238) Minority ownership is held by thid party shareholders. Corporate name is Inmobiliaria Santa María S.A.
- (239) The remaining 0.0001% is owned by Clínica Dávila y Servicios Médicos S.A.
- (240) Constructora Inmobiliaria Megapoq S.A owns 1 share.
- (241) The remaining 0.0001% is owned by Saden S.A.
- (242) Minority ownership is held by several third party shareholders.
- (243) In accordance to a capital increase executed on 2018, Clínica Santa María S.A. owns 99,9% of the shares. Minority ownership is held by Sociedad de Inversiones Santa María S.A.
- (244) The remaining 0.2569% is owned by Clínica Dávila y Servicios Médicos S.A.
- (245) The remaining 0.8238% is owned by Clínica Santa María S.A.
- (246) The remaining 0.009% is owned by Clínica Santa María S.A.
- (247) The remaining 0.10% is owned by Clínica Santa María S.A.
- (248) The remaining 50% is owned by Clínica Santa María S.A.
- (249) The remaining 1% is owned by Servicios Integrados de Salud Ltda.
- (250) The remaining 1% is owned by Servicios Integrados de Salud Ltda.
- (251) The remaining 0.1% is owned by Inmobiliaria Apoquindo 3600 Ltda.
- (252) The remaining 0.02% is owned by Saden S.A.
- (253) The remaining 0.0001% is owned by Saden S.A.
- (254) The remaining 0.159% is owned by Saden S.A.
- (255) The remaining 0.01% is owned by Saden S.A.
- (256) The remaining 0.01% is owned by Clínica Dávila y Servicios Médicos S.A.
- (257) The remaining 25.75% is owned by several third party shareholders.
- (258) The remaining 6.55% is owned by third party shareholders.
- (259) The remaining 0.1% is owned by Servicios Amed Quilpué S.A.

SCHEDULE Y – INFORMATION CONCERNING ACTIVITIES OF INSURER MEMBERS OF A HOLDING COMPANY GROUP

PART 1 – ORGANIZATIONAL CHART

Notes

All legal entities on the Organization Chart are Corporations unless otherwise indicated.

- (260) The remaining 0.1% is owned by Laboratorios Médicos Amed Quilpué S.A.
- (261) The remaining 50% is owned by Gorki Osorio Vargas (25%) and Danilo Valderrama Torrealba (25%).
- (262) The remaining 0.1% is owned by Simón Sacks Link.
- (263) The remaining 15.5% is owned by third pary shareholders.
- (264) The remaining 6,66% is owned by Centromed Quilpué S.A.
- (265) The remaining 0.000065% is owned by Clínica Dávila y Servicios Médicos S.A.
- (266) The remaining 0.0001% is owned by Banmédica S.A.
- (267) The remaining 1% is owned by Saden S.A.
- (268) The remaining 0.0001% is owned by Banmédica S.A.
- (269) The remaining 1% is owned by Saden S.A.
- (270) The remaining 0.0001% is owned by Banmédica S.A.
- (271) The remaining 1% is owned by Saden S.A.
- (272) Inmobiliaria Megapoq S.A owns 1 share (0.0000%)
- (273) The remaining 7.62% is owned by Banmédica Colombia S.A. (7.619%), Juan Guillermo Ruiz (0.000142%) and Servicios Legales Corporativos Ltda. (0.000142%).
- (274) No information of the minority shareholder(s) has been provided.
- (275) No information of the minority shareholder(s) has been provided.
- (276) No information of the minority shareholder(s) has been provided.
- (277) No information of the minority shareholder(s) has been provided.
- (278) The other shareholder, with the other 50% is El Pacífico-Peruano Suiza Compañía de Seguros y Reaseguros S.A., part of the Credicorp Group
- (279) No information of the minority shareholder(s) has been provided.
- (280) No information of the minority shareholder(s) has been provided.
- (281) No information of the minority shareholder(s) has been provided.
- (282) No information of the minority shareholder(s) has been provided.
- (283) No information of the minority shareholder(s) has been provided.
- (284) No information of the minority shareholder(s) has been provided.
- (285) No information of the minority shareholder(s) has been provided.
- (286) The remaining 0.0001% is owned by Clínica Dávila y Servicios Médicos S.A.
- (287) The remaining 0.00004% is owned by Saden S.A.
- (288) The remaining 0.00004% is owned by Saden S.A.
- (289) The remaining 0.0017% is owned by Saden S.A.
- (290) The remaining 0.0001% is owned by Saden S.A.
- (291) The remaining 0.08% is owned by Clínica Dávila y Servicios Médicos S.A.
- (292) The remaining 50% is owned by CDC Holdings Colombia S.A.S.
- (293) No information of the other shareholder(s) has been provided.
- (294) The remaining 0.3% is owned by Inmobiliaria Apoquindo 3001 S.A.

- (294) Inmobiliaria Megapoq S.A owns 1 share (0,0000%)
- (295) The remaining 0.0001% is owned by Saden S.A.
- (296) The remaining 0.0008% is owned by Vida Tres Internacional S.A.
- (297) The remaining 0.01% is owned by Saden S.A.
- (298) The remaining 50% is owned by CDC Holdings Colombia S.A.S.
- (299) No information of the other shareholder(s) has been provided
- (300) No information of the other shareholder(s) has been provided
- (301) Banmédica S.A. owns 9.67% and Promotora del Country S.A. (Colombia) owns 0.23%. This Patrimony has two business units (Conuntry and Hill).
- (302) The remaining 50% is owned by CDC Holdings Colombia S.A.S.
- (303) The remaining 46.55% is owned by multiple sources.
- (304) The remaining 49% is owned by multiple sources
- (305) The remaining 27.47% is owned by multiple sources
- (306) The remaining 49% is owned by multiple sources
- (307) The remaining 50% is owned by multiple sources.
- (308) The remaining 36.99% is owned by multiple sources.
- (309) The remaining 44.64% is owned by multiple sources.
- (310) The remaining 19.9% is owned by an external third party.
- (311) The remaining 42% is owned by OptumRx Health Solutions, LLC.
- (312) The remaining 45.7% is owned by multiple sources.
- (313) The remaining 18.24 is owned by multiple sources.
- (314) The remaining 41.01 is owned by multiple sources.
- (315) This entity has numerous direct and indirect subsidiaries domiciled in several different states. Certain of these entities were divested and certain others had (or have planned) name changes, internal reorganizations and/or changes in legal entity formation. Given the complicated and developing nature of this situation, additional details will be forthcoming.

SCHEDULE Y
PART 1A - DETAIL OF INSURANCE HOLDING COMPANY SYSTEM

1	2	3	4	5	6	7	8	9	10	11	12	13	14	15	16
Group Code	Group Name	NAIC Company Code	ID Number	Federal RSSD	CIK	Name of Securities Exchange if Publicly Traded (U.S. or International)	Names of Parent, Subsidiaries Or Affiliates	Domi-ciliary Location	Relation-ship to Reporting Entity	Directly Controlled by (Name of Entity/Person)	Type of Control (Ownership, Board, Management, Attorney-in-Fact, Influence, Other)	If Control is Owner-ship Provide Percen-tage	Ultimate Controlling Entity(ies)/Person(s)	Is an SCA Filing Re-quired? (Y/N)	*
		.00000	98-1308130				1070715 B.C. Unlimited Liability CompanyCAN	.NIA	OptumRx Group Holdings, Inc.	Ownership.....	100.000	UnitedHealth Group Incorporated		
		.00000	27-2624551				310 Canyon Medical, LLCCA	.NIA	Monarch Management Services, Inc.	Ownership.....	100.000	UnitedHealth Group Incorporated		
		.00000	35-2607738				5995 Minnetonka, LLCDE	.NIA	UnitedHealthcare Insurance Company	Ownership.....	100.000	UnitedHealth Group Incorporated		
		.00000					ABCO International Holdings, LLCDE	.NIA	The Advisory Board Company	Ownership.....	100.000	UnitedHealth Group Incorporated		
		.00000	74-2819189				Access Administrators, Inc.TX	.NIA	Access HealthSource, Inc.	Ownership.....	100.000	UnitedHealth Group Incorporated		
		.00000	74-2943370				Access HealthSource Administrators, Inc.TX	.NIA	Access HealthSource, Inc.	Ownership.....	100.000	UnitedHealth Group Incorporated		
		.00000	74-2843073				Access HealthSource, Inc.TX	.NIA	HealthSCOPE Benefits, Inc.	Ownership.....	100.000	UnitedHealth Group Incorporated		
		.00000	41-1913523				ACN Group IPA of New York, Inc.NY	.NIA	OptumHealth Care Solutions, LLC	Ownership.....	100.000	UnitedHealth Group Incorporated		
		.00000	27-0015861				ACN Group of California, Inc.CA	.IA	OptumHealth Care Solutions, LLC	Ownership.....	100.000	UnitedHealth Group Incorporated		
		.00000	98-1446128				Administradora Clínica La Colina S.A.S.COL	.NIA	Banmédica Internacional SpA	Ownership.....	50.000	UnitedHealth Group Incorporated		
		.00000	98-1446128				Administradora Clínica La Colina S.A.S.COL	.NIA	CDC Holdings Colombia S.A.S.	Ownership.....	50.000	UnitedHealth Group Incorporated		
		.00000	98-1446125				Administradora Country S.A.COL	.NIA	Banmédica Internacional SpA	Ownership.....	50.000	UnitedHealth Group Incorporated		
		.00000	98-1446125				Administradora Country S.A.COL	.NIA	CDC Holdings Colombia S.A.S.	Ownership.....	50.000	UnitedHealth Group Incorporated		
		.00000	98-1451601				Administradora Médica Centromed S.A.CHL	.NIA	VidaIntegra S.A.	Ownership.....	74.250	UnitedHealth Group Incorporated		2
		.00000	20-2598653				Advanced Pharma, Inc.TX	.NIA	Apothecary Holdings, Inc.	Ownership.....	100.000	UnitedHealth Group Incorporated		
		.00000	26-4093335				Advanced Surgical Hospital, LLCPA	.NIA	SCA Southwestern PA, LLC	Ownership.....	53.450	UnitedHealth Group Incorporated		2
		.00000	74-2642393				Advantage Care Network, Inc.DE	.NIA	Access HealthSource, Inc.	Ownership.....	100.000	UnitedHealth Group Incorporated		
		.00000					Advocate Condell Ambulatory Surgery Center, LLCIL	.NIA	Advocate-SCA Partners, LLC	Ownership.....	59.645	UnitedHealth Group Incorporated		2
		.00000					Advocate Sherman Ambulatory Surgery Center, LLCIL	.NIA	Advocate-SCA Partners, LLC	Ownership.....	100.000	UnitedHealth Group Incorporated		
		.00000					Advocate Southwest Ambulatory Surgery Center, LLCIL	.NIA	Advocate-SCA Partners, LLC	Ownership.....	53.450	UnitedHealth Group Incorporated		2
		.00000	36-4437931				Advocate-SCA Partners, LLCDE	.NIA	SCA-Illinois, LLC	Ownership.....	51.000	UnitedHealth Group Incorporated		2
		.00000	47-4012497				Amil Assistência Médica Internacional S.A.			Amil Assistência Médica Internacional S.A.	Ownership.....				
		.00000					Aeromil Táxi Aéreo Ltda.BRA	.NIA		Influence.....	20.000	UnitedHealth Group Incorporated		5
		.00000	45-4171713				AHN Accountable Care Organization, LLCIN	.NIA	American Health Network of Indiana, LLC	Ownership.....	100.000	UnitedHealth Group Incorporated		
		.00000	35-2109566				AHN Central Services, LLCIN	.NIA	AHN Target Holdings, LLC	Ownership.....	100.000	UnitedHealth Group Incorporated		
		.00000	35-2582899				AHN Target Holdings, LLCDE	.NIA	Collaborative Care Holdings, LLC	Ownership.....	80.100	UnitedHealth Group Incorporated		2
		.00000					Alaska Surgery Center, Limited PartnershipAK	.NIA	Alaska Surgery Center, Limited Partnership	Ownership.....				
		.00000	92-0175856				Alaska Spine Center, LLCAK	.NIA	Alaska Surgery Center, Inc.	Influence.....	100.000	UnitedHealth Group Incorporated		5
		.00000	92-0080881				Alaska Surgery Center, Inc.AK	.NIA	SC Affiliates, LLC	Ownership.....	100.000	UnitedHealth Group Incorporated		
		.00000	93-0982396				Alaska Surgical Center, LLCAK	.NIA	Alaska Surgery Center, Inc.	Influence.....	37.845	UnitedHealth Group Incorporated		5
		.00000	98-1447435				Aliansalud Entidad Promotora de Salud S.A.COL	.IA	Banmédica S.A.	Ownership.....	76.290	UnitedHealth Group Incorporated		2
.0707	UnitedHealth Group Incorporated	82406	35-1665915				All Savers Insurance CompanyIN	.IA	Golden Rule Financial Corporation	Ownership.....	100.000	UnitedHealth Group Incorporated		2
							All Savers Life Insurance Company of CaliforniaCA	.IA	Golden Rule Financial Corporation	Ownership.....	100.000	UnitedHealth Group Incorporated		
.0707	UnitedHealth Group Incorporated	73130	35-1744596				Alliance Surgical Center, LLCFL	.NIA	SCA-Alliance, LLC	Ownership.....	51.290	UnitedHealth Group Incorporated		2
		.00000	27-1367127				Aloha Surgical Center, LLCTN	.NIA	Surgery Center of Maui, LLC	Ownership.....	74.000	UnitedHealth Group Incorporated		2
		.00000	63-1231942				Ambient Healthcare, Inc.FL	.NIA	Ambient Holdings, Inc.	Ownership.....	100.000	UnitedHealth Group Incorporated		
		.00000	65-1095227				Ambient Holdings, Inc.DE	.NIA	BrioRx Infusion Services, Inc.	Ownership.....	100.000	UnitedHealth Group Incorporated		
		.00000	45-2161438				American Health Network of Indiana Care Organization, LLCIN	.NIA	AHN Target Holdings, LLC	Ownership.....	100.000	UnitedHealth Group Incorporated		
		.00000	45-4770582				American Health Network of Indiana II, LLCIN	.NIA	AHN Target Holdings, LLC	Ownership.....	100.000	UnitedHealth Group Incorporated		
.0707	UnitedHealth Group Incorporated	52623	35-2108729				American Health Network of Indiana, LLCIN	.IA	AHN Target Holdings, LLC	Ownership.....	100.000	UnitedHealth Group Incorporated		
		.00000					American Health Network of Ohio Care Organization, LLCOH	.NIA	AHN Target Holdings, LLC	Ownership.....	100.000	UnitedHealth Group Incorporated		
		.00000	45-4132160				American Health Network of Ohio II, LLCOH	.NIA	AHN Target Holdings, LLC	Ownership.....	100.000	UnitedHealth Group Incorporated		
		.00000	31-1424956				American Health Network of Ohio, LLCOH	.NIA	AHN Target Holdings, LLC	Ownership.....	100.000	UnitedHealth Group Incorporated		
		.00000	54-1743136				AmeriChoice CorporationDE	.UIP	UnitedHealth Group Incorporated	Ownership.....	100.000	UnitedHealth Group Incorporated		
		.00000	54-1743141				AmeriChoice Health Services, Inc.DE	.NIA	AmeriChoice Corporation	Ownership.....	100.000	UnitedHealth Group Incorporated		
.0707	UnitedHealth Group Incorporated	95497	22-3368602				AmeriChoice of New Jersey, Inc.NJ	.IA	AmeriChoice Corporation	Ownership.....	100.000	UnitedHealth Group Incorporated		
		.00000	98-1108620				Amico Saúde Ltda.BRA	.NIA	Santa Helena Assistência Médica S.A.	Ownership.....	98.920	UnitedHealth Group Incorporated		2

SCHEDULE Y
PART 1A - DETAIL OF INSURANCE HOLDING COMPANY SYSTEM

1	2	3	4	5	6	7	8	9	10	11	12	13	14	15	16
Group Code	Group Name	NAIC Company Code	ID Number	Federal RSSD	CIK	Name of Securities Exchange if Publicly Traded (U.S. or International)	Names of Parent, Subsidiaries Or Affiliates	Domi-ciliary Location	Relation-ship to Reporting Entity	Directly Controlled by (Name of Entity/Person)	Type of Control (Ownership, Board, Management, Attorney-in-Fact, Influence, Other)	If Control is Owner-ship Provide Percen-tage	Ultimate Controlling Entity(ies)/Person(s)	Is an SCA Filing Re-quired? (Y/N)	*
		.00000	98-1108620				Amico Saúde Ltda.	.BRA	.NIA	Cemed Care – Empresa de Atendimento Clínico Geral Ltda.	Ownership	.1.072	UnitedHealth Group Incorporated		.2
		.00000					Amil Assistência Médica Internacional S.A.	.BRA	.IA	Polar II Fundo de Investimento em Participações Multiestrategia	Ownership	.91.810	UnitedHealth Group Incorporated		.2
		.00000	98-1109085				Amil Clinical Research Participações Ltda.	.BRA	.NIA	Esho – Empresa de Serviços Hospitalares S.A.	Ownership	.99.950	UnitedHealth Group Incorporated		
		.00000	98-1109085				Amil Clinical Research Participações Ltda.	.BRA	.NIA	Cemed Care – Empresa de Atendimento Clínico Geral Ltda.	Ownership	.0.050	UnitedHealth Group Incorporated		
		.00000	98-1138212				AMIL International	.LUX	.NIA	Amil Assistência Médica Internacional S.A.	Ownership	.100.000	UnitedHealth Group Incorporated		
		.00000	98-1454564				Análisis Clínicos ML S.A.C.	.PER	.NIA	Pacífico S.A. Entidad Prestadora de Salud	Ownership	.99.990	UnitedHealth Group Incorporated		.1
		.00000	36-4210293				Antelope Valley Surgery Center, L.P.	.CA	.NIA	NSC Lancaster, LLC	Ownership	.90.490	UnitedHealth Group Incorporated		.2
		.00000	26-3913051				Apothecary Holdings, Inc.	.DE	.NIA	OptumRx Holdings, LLC	Ownership	.100.000	UnitedHealth Group Incorporated		
		.00000	86-0960334				Apothecary Shop of Phoenix, Inc.	.AZ	.NIA	Apothecary Holdings, Inc.	Ownership	.100.000	UnitedHealth Group Incorporated		
		.00000	14-1890491				AppleCare Hospitalists Medical Group, Inc.	.CA	.OTH	Physician(s) owned	Influence	.0.000	UnitedHealth Group Incorporated		.4
		.00000	45-2852872				AppleCare Medical ACO, LLC	.CA	.OTH	AppleCare Medical Group, Inc	Influence	.0.000	UnitedHealth Group Incorporated		.4
		.00000	33-0845269				AppleCare Medical Group St. Francis, Inc.	.CA	.OTH	Physician(s) owned	Influence	.0.000	UnitedHealth Group Incorporated		.4
		.00000	33-0898174				AppleCare Medical Group, Inc.	.CA	.OTH	Physician(s) owned	Influence	.0.000	UnitedHealth Group Incorporated		.4
		.00000	27-2068687				AppleCare Medical Management, LLC	.DE	.NIA	Collaborative Care Holdings, LLC	Ownership	.100.000	UnitedHealth Group Incorporated		
		.00000					APS – Assistência Personalizada à Saúde Ltda.	.BRA	.IA	Santa Helena Assistência Médica S.A.	Ownership	.99.990	UnitedHealth Group Incorporated		
		.00000					APS – Assistência Personalizada à Saúde Ltda.	.BRA	.IA	Amil Assistência Médica Internacional S.A.	Ownership	.0.010	UnitedHealth Group Incorporated		
		.00000	98-1399975				Aquitania Chilean Holding SpA	.CHL	.NIA	Bordeaux UK Holdings II Limited	Ownership	.100.000	UnitedHealth Group Incorporated		
		.00000	75-2285078				Arcadia Outpatient Surgery Center, L.P.	.CA	.NIA	Surgicenters of Southern California, Inc.	Influence	.37.000	UnitedHealth Group Incorporated		.5
		.00000	46-4843100				Arise Physician Group	.TX	.NIA	SCA Austin Holdings, LLC	Ownership	.100.000	UnitedHealth Group Incorporated		
		.00000	86-0813232				Arizona Physicians IPA, Inc.	.AZ	.IA	UnitedHealthcare, Inc.	Ownership	.100.000	UnitedHealth Group Incorporated		.5
		.00000	75-2055800				Arlington Surgery Center, LLC	.TX	.NIA	THR-SCA Holdings, LLC	Influence	.52.754	UnitedHealth Group Incorporated		.5
		.00000					ARTA Health Network, P.C.	.CA	.OTH	Physician(s) owned	Influence	.0.000	UnitedHealth Group Incorporated		.4
		.00000					ARTA Western California, Inc.	.CA	.OTH	Physician(s) owned	Influence	.0.000	UnitedHealth Group Incorporated		.4
		.00000	46-3907136				ASC Holdings of New Jersey, LLC	.NJ	.NIA	SC Affiliates, LLC	Ownership	.100.000	UnitedHealth Group Incorporated		
		.00000	95-4348431				ASC Network, LLC	.DE	.NIA	Surgical Care Affiliates, LLC	Ownership	.100.000	UnitedHealth Group Incorporated		
		.00000	20-8970704				ASC Operators, LLC	.CA	.NIA	Surgery Centers-West Holdings, LLC	Influence	.49.000	UnitedHealth Group Incorporated		.5
		.00000	27-1724489				ASC Operators-East Bay, LLC	.CA	.NIA	SCA Pacific Holdings, Inc.	Influence	.49.000	UnitedHealth Group Incorporated		.5
		.00000	27-5447186				ASC Operators-San Francisco, LLC	.CA	.NIA	SCA Pacific Holdings, Inc.	Influence	.49.000	UnitedHealth Group Incorporated		.5
		.00000	27-2673776				ASC Operators-San Luis Obispo, LLC	.CA	.NIA	SCA-San Luis Obispo, LLC	Influence	.49.000	UnitedHealth Group Incorporated		.5
		.00000	26-3386169				ASC Operators-Santa Rosa, LLC	.CA	.NIA	SCA-Santa Rosa, Inc.	Influence	.29.000	UnitedHealth Group Incorporated		.5
		.00000	46-1537479				ASC Operators-South Bay, LLC	.CA	.NIA	SCA Pacific Holdings, Inc.	Influence	.49.000	UnitedHealth Group Incorporated		.5
		.00000	90-0369702				ASI Global, LLC	.TX	.NIA	FrontierMEDEX, Inc.	Ownership	.100.000	UnitedHealth Group Incorporated		
		.00000	04-3403101				Aspectus, Inc.	.MA	.OTH	Physician(s) owned	Influence	.0.000	UnitedHealth Group Incorporated		.4
		.00000	26-3878957				AssuranceRx, LLC	.AL	.NIA	BriovaRx, LLC	Ownership	.100.000	UnitedHealth Group Incorporated		
		.00000	45-4014891				Athens ASC Holdings, LLC	.GA	.NIA	SCA Athens, LLC	Ownership	.58.420	UnitedHealth Group Incorporated		.2
		.00000	47-0900056				Audax Health Solutions, LLC	.DE	.NIA	Rally Health, Inc.	Ownership	.100.000	UnitedHealth Group Incorporated		
		.00000	58-2028767				Austin Center for Outpatient Surgery, L.P.	.GA	.NIA	SHC Austin, Inc.	Ownership	.53.000	UnitedHealth Group Incorporated		.2
		.00000	27-2869469				Avella of Austin, Inc.	.AZ	.NIA	Apothecary Holdings, Inc.	Ownership	.100.000	UnitedHealth Group Incorporated		
		.00000	14-1971726				Avella of Columbus, Inc.	.AZ	.NIA	Apothecary Holdings, Inc.	Ownership	.100.000	UnitedHealth Group Incorporated		
		.00000	13-4318552				Avella of Deer Valley, Inc.	.AZ	.NIA	Apothecary Holdings, Inc.	Ownership	.100.000	UnitedHealth Group Incorporated		
		.00000	45-5239373				Avella of Denver, Inc.	.AZ	.NIA	Apothecary Holdings, Inc.	Ownership	.100.000	UnitedHealth Group Incorporated		
		.00000	86-1044713				Avella of Gilbert, Inc.	.AZ	.NIA	Apothecary Holdings, Inc.	Ownership	.100.000	UnitedHealth Group Incorporated		
		.00000	26-4241458				Avella of Las Vegas II, Inc.	.AZ	.NIA	Apothecary Holdings, Inc.	Ownership	.100.000	UnitedHealth Group Incorporated		
		.00000	46-0609947				Avella of Orlando, Inc.	.AZ	.NIA	Apothecary Holdings, Inc.	Ownership	.100.000	UnitedHealth Group Incorporated		
		.00000	26-0583808				Avella of Phoenix III, Inc.	.AZ	.NIA	Apothecary Holdings, Inc.	Ownership	.100.000	UnitedHealth Group Incorporated		
		.00000	27-0121303				Avella of Sacramento, Inc.	.CA	.NIA	Apothecary Holdings, Inc.	Ownership	.100.000	UnitedHealth Group Incorporated		
		.00000	86-0819588				Avella of Scottsdale, Inc.	.AZ	.NIA	Apothecary Holdings, Inc.	Ownership	.100.000	UnitedHealth Group Incorporated		

SCHEDULE Y
PART 1A - DETAIL OF INSURANCE HOLDING COMPANY SYSTEM

1	2	3	4	5	6	7	8	9	10	11	12	13	14	15	16
Group Code	Group Name	NAIC Company Code	ID Number	Federal RSSD	CIK	Name of Securities Exchange if Publicly Traded (U.S. or International)	Names of Parent, Subsidiaries Or Affiliates	Domi-ciliary Location	Relation-ship to Reporting Entity	Directly Controlled by (Name of Entity/Person)	Type of Control (Ownership, Board, Management, Attorney-in-Fact, Influence, Other)	If Control is Owner-ship Provide Per-centage	Ultimate Controlling Entity(ies)/Person(s)	Is an SCA Filing Re-quired? (Y/N)	*
		.00000	27-1688911				Avella of St. Louis, Inc.	AZ	NIA	Apothecary Holdings, Inc.	Ownership	100.000	UnitedHealth Group Incorporated		
		.00000	36-4435924				Avella of Tampa, LLC	FL	NIA	Apothecary Holdings, Inc.	Ownership	100.000	UnitedHealth Group Incorporated		
		.00000	20-3253658				Avella of Tucson II, Inc.	AZ	NIA	Apothecary Holdings, Inc.	Ownership	100.000	UnitedHealth Group Incorporated		
		.00000	86-1044712				Avella of Tucson, Inc.	AZ	NIA	Apothecary Holdings, Inc.	Ownership	100.000	UnitedHealth Group Incorporated		
		.00000	35-2563332				Avella Patient Access Program, Inc.	AZ	NIA	Apothecary Holdings, Inc.	Ownership	100.000	UnitedHealth Group Incorporated		
		.00000	20-4057813				Aveta Inc.	DE	NIA	Collaborative Care Holdings, LLC	Ownership	100.000	UnitedHealth Group Incorporated		
		.00000	30-0842394				AxelaCare Intermediate Holdings, LLC	DE	NIA	OptumRx, Inc.	Ownership	100.000	UnitedHealth Group Incorporated		
		.00000	61-1708598				AxelaCare, LLC	DE	NIA	AxelaCare Intermediate Holdings, LLC	Ownership	100.000	UnitedHealth Group Incorporated		
		.00000	72-1097827				B.R.A.S.S. Partnership in Commendam	LA	NIA	Surgery Center Holding, LLC	Ownership	67.940	UnitedHealth Group Incorporated		2
		.00000	98-1462787				Banmédica Colombia SpA	.COL	NIA	Banmédica Internacional SpA	Ownership	100.000	UnitedHealth Group Incorporated		
		.00000	98-1444151				Banmédica Internacional SpA	.CHL	NIA	Banmédica S.A.	Ownership	99.000	UnitedHealth Group Incorporated		
		.00000	98-1444151				Banmédica Internacional SpA	.CHL	NIA	Saden SA	Ownership	1.000	UnitedHealth Group Incorporated		
		.00000	98-1444127				Banmédica S.A.	.CHL	NIA	Bordeaux Holding SpA	Ownership	98.229	UnitedHealth Group Incorporated		2
		.00000	26-1192066				Barranca Surgery Center, LLC	DE	NIA	Beach Surgical Holdings LLC	Influence	51.000	UnitedHealth Group Incorporated		5
		.00000	47-2083076				Beach Surgical Holdings II LLC	CA	NIA	SCA Surgicare of Laguna Hills, LLC	Influence	49.000	UnitedHealth Group Incorporated		5
		.00000	47-4504390				Beach Surgical Holdings III, LLC	CA	NIA	Surgicare of La Veta, Inc.	Ownership	68.860	UnitedHealth Group Incorporated		2
		.00000	37-1708521				Beach Surgical Holdings LLC	CA	NIA	SCA Surgicare of Laguna Hills, LLC	Influence	49.000	UnitedHealth Group Incorporated		5
		.00000	88-0267857				Behavioral Healthcare Options, Inc.	NV	NIA	Sierra Health Services, Inc.	Ownership	100.000	UnitedHealth Group Incorporated		
		.00000	75-2196889				Belleville Surgical Center, Ltd., an Illinois Limited Partnership	IL	NIA	Surgicare of Belleville, LLC	Ownership	61.200	UnitedHealth Group Incorporated		2
		.00000	42-1485537				Benefit Administration for the Self Employed, L.L.C.	IA	NIA	HealthMarkets, LLC	Ownership	80.000	UnitedHealth Group Incorporated		2
		.00000	46-1134506				Benefitter Insurance Solutions, Inc.	DE	NIA	HealthMarkets Insurance Agency, Inc.	Ownership	100.000	UnitedHealth Group Incorporated		
		.00000					Better Health Value Network, LLC	WA	OTH	Polyclinic, PLLC	Influence	63.160	UnitedHealth Group Incorporated		4
		.00000	22-3858211				Bexar Imaging Center, LLC	TX	OTH	WellMed Networks, Inc.	Influence	0.000	UnitedHealth Group Incorporated		4
		.00000	63-0984076				Birmingham Outpatient Surgery Center, Ltd., an Alabama Limited Partnership	AL	NIA	Birmingham Outpatient Surgical Center, LLC	Influence	29.400	UnitedHealth Group Incorporated		5
		.00000	63-0847380				Birmingham Outpatient Surgical Center, LLC	DE	NIA	Surgery Center Holding, LLC	Ownership	100.000	UnitedHealth Group Incorporated		
		.00000	05-0359457				Blackstone Valley Surgicare GP, LLC	DE	NIA	Surgery Center Holding, LLC	Ownership	100.000	UnitedHealth Group Incorporated		
		.00000	62-1530122				Blue Ridge Day Surgery Center, L.P.	TN	NIA	Blue Ridge GP, LLC	Influence	38.208	UnitedHealth Group Incorporated		5
		.00000	27-2241593				Blue Ridge GP, LLC	NC	NIA	SCA-Blue Ridge, LLC	Ownership	100.000	UnitedHealth Group Incorporated		
		.00000	65-0241934				Boca Raton Outpatient Surgery & Laser Center, Ltd.	FL	NIA	Surgery Center of Boca Raton, Inc.	Influence	20.000	UnitedHealth Group Incorporated		5
		.00000	65-0241934				Boca Raton Outpatient Surgery & Laser Center, Ltd.	FL	NIA	Surgery Center of Boca Raton, Inc.	Influence	20.000	UnitedHealth Group Incorporated		5
		.00000	98-1396690				Bordeaux (Barbados) Holdings I, SRL	.BRB	NIA	UnitedHealth Group International L.P.	Ownership	100.000	UnitedHealth Group Incorporated		
		.00000	98-1396559				Bordeaux (Barbados) Holdings II, SRL	.BRB	NIA	Bordeaux (Barbados) Holdings I, SRL	Ownership	100.000	UnitedHealth Group Incorporated		
		.00000	98-1403634				Bordeaux (Barbados) Holdings III, SRL	.BRB	NIA	Bordeaux (Barbados) Holdings II, SRL	Ownership	100.000	UnitedHealth Group Incorporated		
		.00000	98-1398490				Bordeaux Holding SpA	.CHL	NIA	Aquitania Chilean Holding SpA	Ownership	100.000	UnitedHealth Group Incorporated		
		.00000	82-3147824				Bordeaux International Holdings, Inc.	DE	NIA	UnitedHealth Group Incorporated	Ownership	100.000	UnitedHealth Group Incorporated		
		.00000	98-1390574				Bordeaux UK Holdings I Limited	.GBR	NIA	Bordeaux International Holdings, Inc.	Ownership	100.000	UnitedHealth Group Incorporated		
		.00000	98-1391914				Bordeaux UK Holdings II Limited	.GBR	NIA	Bordeaux UK Holdings I Limited	Ownership	100.000	UnitedHealth Group Incorporated		
		.00000	98-1389224				Bordeaux UK Holdings III Limited	.GBR	NIA	Bordeaux UK Holdings II Limited	Ownership	100.000	UnitedHealth Group Incorporated		
		.00000	45-4147343				BOSC Holdings, LLC	IN	NIA	SCA BOSC Holdings, LLC	Influence	49.000	UnitedHealth Group Incorporated		5
		.00000	98-1112673				Bosque Medical Center Ltda.	.BRA	NIA	Amil Assistência Médica Internacional S.A.	Ownership	82.648	UnitedHealth Group Incorporated		
		.00000	98-1112673				Bosque Medical Center Ltda.	.BRA	NIA	Esho – Empresa de Serviços Hospitalares S.A.	Ownership	17.352	UnitedHealth Group Incorporated		
		.00000	20-2387834				Brandon Ambulatory Surgery Center, LC	FL	NIA	SCA-Brandon, LLC	Ownership	54.540	UnitedHealth Group Incorporated		2
		.00000	11-2997132				BriovaRx Infusion Services 100, Inc.	.NY	NIA	BriovaRx Infusion Services, Inc.	Ownership	100.000	UnitedHealth Group Incorporated		
		.00000	11-3485985				BriovaRx Infusion Services 101, Inc.	.NY	NIA	BriovaRx Infusion Services 100, Inc.	Ownership	100.000	UnitedHealth Group Incorporated		
		.00000	90-0884047				BriovaRx Infusion Services 102, LLC	DE	NIA	BriovaRx Infusion Services, Inc.	Ownership	100.000	UnitedHealth Group Incorporated		
		.00000	27-1533840				BriovaRx Infusion Services 103, LLC	DE	NIA	Serquinox Holdings LLC	Ownership	100.000	UnitedHealth Group Incorporated		
		.00000	57-0861358				BriovaRx Infusion Services 200, Inc.	SC	NIA	Ambient Healthcare, Inc.	Ownership	100.000	UnitedHealth Group Incorporated		

SCHEDULE Y
PART 1A - DETAIL OF INSURANCE HOLDING COMPANY SYSTEM

1	2	3	4	5	6	7	8	9	10	11	12	13	14	15	16
Group Code	Group Name	NAIC Company Code	ID Number	Federal RSSD	CIK	Name of Securities Exchange if Publicly Traded (U.S. or International)	Names of Parent, Subsidiaries Or Affiliates	Domi-ciliary Location	Relation-ship to Reporting Entity	Directly Controlled by (Name of Entity/Person)	Type of Control (Ownership, Board, Management, Attorney-in-Fact, Influence, Other)	If Control is Owner-ship Provide Percen-tage	Ultimate Controlling Entity(ies)/Person(s)	Is an SCA Filing Re-quired? (Y/N)	*
		.00000	55-0802777				BrivoaRx Infusion Services 201, Inc.	FL	NIA	Ambient Healthcare, Inc.	Ownership.....	100.000	UnitedHealth Group Incorporated		
		.00000	20-4881413				BrivoaRx Infusion Services 202, Inc.	FL	NIA	Ambient Healthcare, Inc.	Ownership.....	100.000	UnitedHealth Group Incorporated		
		.00000	33-1012700				BrivoaRx Infusion Services 203, Inc.	FL	NIA	Ambient Healthcare, Inc.	Ownership.....	100.000	UnitedHealth Group Incorporated		
		.00000	55-0802774				BrivoaRx Infusion Services 204, Inc.	FL	NIA	Ambient Healthcare, Inc.	Ownership.....	100.000	UnitedHealth Group Incorporated		
		.00000	26-3738273				BrivoaRx Infusion Services 205, Inc.	FL	NIA	Ambient Healthcare, Inc.	Ownership.....	100.000	UnitedHealth Group Incorporated		
		.00000	63-1284325				BrivoaRx Infusion Services 206, Inc.	AL	NIA	Ambient Healthcare, Inc.	Ownership.....	100.000	UnitedHealth Group Incorporated		
		.00000	63-0964525				BrivoaRx Infusion Services 207, Inc.	AL	NIA	BrivoaRx Infusion Services 206, Inc.	Ownership.....	100.000	UnitedHealth Group Incorporated		
		.00000	20-4963945				BrivoaRx Infusion Services 208, Inc.	NC	NIA	Ambient Healthcare, Inc.	Ownership.....	100.000	UnitedHealth Group Incorporated		
		.00000	55-0802779				BrivoaRx Infusion Services 209, Inc.	GA	NIA	Ambient Healthcare, Inc.	Ownership.....	100.000	UnitedHealth Group Incorporated		
		.00000	75-2196224				BrivoaRx Infusion Services 301, LP	OK	NIA	BrivoaRx Infusion Services, Inc.	Ownership.....	99.950	UnitedHealth Group Incorporated		
		.00000	75-2196224				BrivoaRx Infusion Services 301, LP	OK	NIA	BrivoaRx Infusion Services 305, LLC	Ownership.....	0.050	UnitedHealth Group Incorporated		
		.00000	27-0668812				BrivoaRx Infusion Services 302, LLC	NE	NIA	BrivoaRx Infusion Services, Inc.	Ownership.....	100.000	UnitedHealth Group Incorporated		
		.00000	26-2565032				BrivoaRx Infusion Services 305, LLC	DE	NIA	BrivoaRx Infusion Services, Inc.	Ownership.....	100.000	UnitedHealth Group Incorporated		
		.00000	20-3741084				BrivoaRx Infusion Services 308, LLC	AZ	NIA	SCP Specialty Infusion, LLC	Ownership.....	100.000	UnitedHealth Group Incorporated		
		.00000	02-0653265				BrivoaRx Infusion Services 401, LLC	CA	NIA	SCP Specialty Infusion, LLC	Ownership.....	100.000	UnitedHealth Group Incorporated		
		.00000	26-4312858				BrivoaRx Infusion Services 402, LLC	CA	NIA	SCP Specialty Infusion, LLC	Ownership.....	100.000	UnitedHealth Group Incorporated		
		.00000	47-0941801				BrivoaRx Infusion Services 403, LLC	CA	NIA	SCP Specialty Infusion, LLC	Ownership.....	100.000	UnitedHealth Group Incorporated		
		.00000	93-1103256				BrivoaRx Infusion Services 404, LLC	OR	NIA	SCP Specialty Infusion, LLC	Ownership.....	100.000	UnitedHealth Group Incorporated		
		.00000	27-3918706				BrivoaRx Infusion Services, Inc.	DE	NIA	AxelaCare, LLC	Ownership.....	100.000	UnitedHealth Group Incorporated		
		.00000	20-4515146				BrivoaRx of California, Inc.	CA	NIA	Salveo Specialty Pharmacy, Inc.	Ownership.....	100.000	UnitedHealth Group Incorporated		
		.00000	11-3647935				BrivoaRx of Florida, Inc.	DE	NIA	OptumRx PBM of Illinois, Inc.	Ownership.....	100.000	UnitedHealth Group Incorporated		
		.00000	27-1930321				BrivoaRx of Georgia, LLC	AL	NIA	BrivoaRx, LLC	Ownership.....	100.000	UnitedHealth Group Incorporated		
		.00000	46-2731176				BrivoaRx of Indiana, LLC	IN	NIA	OptumRx PBM of Illinois, Inc.	Ownership.....	100.000	UnitedHealth Group Incorporated		
		.00000	46-2790537				BrivoaRx of Louisiana, L.L.C.	LA	NIA	BrivoaRx, LLC	Ownership.....	100.000	UnitedHealth Group Incorporated		
		.00000	01-0516051				BrivoaRx of Maine, Inc.	ME	NIA	OptumRx PBM of Illinois, Inc.	Ownership.....	100.000	UnitedHealth Group Incorporated		
		.00000	27-3331130				BrivoaRx of Massachusetts, LLC	MA	NIA	OptumRx PBM of Illinois, Inc.	Ownership.....	100.000	UnitedHealth Group Incorporated		
		.00000	45-2532834				BrivoaRx of Nevada, LLC	NV	NIA	OptumRx PBM of Illinois, Inc.	Ownership.....	100.000	UnitedHealth Group Incorporated		
		.00000	74-3103518				BrivoaRx of New York, Inc.	NY	NIA	Salveo Specialty Pharmacy, Inc.	Ownership.....	100.000	UnitedHealth Group Incorporated		
		.00000	20-2719823				BrivoaRx of Texas, Inc.	TX	NIA	BrivoaRx of Florida, Inc.	Ownership.....	100.000	UnitedHealth Group Incorporated		
		.00000	82-4030553				BrivoaRx Specialty, LLC	DE	NIA	OptumRx Administrative Services, LLC	Ownership.....	100.000	UnitedHealth Group Incorporated		
		.00000	55-0824381				BrivoaRx, LLC	AL	NIA	BrivoaRx of Maine, Inc.	Ownership.....	100.000	UnitedHealth Group Incorporated		
		.00000	45-2314634				BSC Holdings, LLC	IN	NIA	SCA Indiana Holdings, LLC	Influence.....	49.000	UnitedHealth Group Incorporated		5
		.00000	47-4278378				Cabin Enterprises, LLC	DE	NIA	Cabin Holdings, LLC	Ownership.....	100.000	UnitedHealth Group Incorporated		
		.00000	47-4264867				Cabin Holdings, LLC	DE	NIA	OptumHealth Holdings, LLC	Ownership.....	100.000	UnitedHealth Group Incorporated		
		.00000	61-1732160				California MedTrans Network IPA LLC	CA	NIA	California MedTrans Network MSO LLC	Ownership.....	100.000	UnitedHealth Group Incorporated		
		.00000	36-4780748				California MedTrans Network MSO LLC	CA	NIA	National MedTrans, LLC	Ownership.....	100.000	UnitedHealth Group Incorporated		
		.00000	81-0881243				California Spring Holdings, PC	CA	OTH	Physician(s) owned	Influence.....	0.000	UnitedHealth Group Incorporated		4
		.00000	52-1597478				Camp Hill Ambulatory Centers	PA	NIA	Camp Hill-SCA Centers, LLC	Influence.....	49.000	UnitedHealth Group Incorporated		5
		.00000	52-1597484				Camp Hill-SCA Centers, LLC	DE	NIA	SC Affiliates, LLC	Ownership.....	100.000	UnitedHealth Group Incorporated		
		.00000	27-3955254				Capital City Medical Group, L.L.C.	LA	NIA	UnitedHealthcare, Inc.	Ownership.....	100.000	UnitedHealth Group Incorporated		
		.00000	46-1981651				Cardio Management, Inc.	DE	NIA	OrthoNet Holdings, Inc.	Ownership.....	100.000	UnitedHealth Group Incorporated		
		.00000	20-8375685				Care Improvement Plus Group Management, LLC	MD	NIA	XLHealth Corporation	Ownership.....	100.000	UnitedHealth Group Incorporated		
..0707	UnitedHealth Group Incorporated12558	45-4976934				Care Improvement Plus of Texas Insurance Company	TX	IA	XLHealth Corporation	Ownership.....	100.000	UnitedHealth Group Incorporated		
..0707	UnitedHealth Group Incorporated12567	20-3888112				Care Improvement Plus South Central Insurance Company	AR	IA	XLHealth Corporation	Ownership.....	100.000	UnitedHealth Group Incorporated		
..0707	UnitedHealth Group Incorporated14041	27-5038136				Care Improvement Plus Wisconsin Insurance Company	WI	IA	XLHealth Corporation	Ownership.....	100.000	UnitedHealth Group Incorporated		
		.00000	98-1328471				Casa de Saúde Santa Therezinha Ltda.	BRA	NIA	Hospital Alvorada de Taguatinga Ltda.	Ownership.....	99.990	UnitedHealth Group Incorporated		2
		.00000	98-1328471				Casa de Saúde Santa Therezinha Ltda.	BRA	NIA	Esho – Empresa de Serviços Hospitalares S.A.	Ownership.....	0.000	UnitedHealth Group Incorporated		2
		.00000	82-5207935				Castle Rock SurgiCenter, LLC	CO	NIA	SCA-Castle Rock, LLC	Ownership.....	55.000	UnitedHealth Group Incorporated		2
		.00000	20-5807941				Catalyst360, LLC	DE	NIA	Optum Services, Inc.	Ownership.....	100.000	UnitedHealth Group Incorporated		

SCHEDULE Y
PART 1A - DETAIL OF INSURANCE HOLDING COMPANY SYSTEM

1	2	3	4	5	6	7	8	9	10	11	12	13	14	15	16
Group Code	Group Name	NAIC Company Code	ID Number	Federal RSSD	CIK	Name of Securities Exchange if Publicly Traded (U.S. or International)	Names of Parent, Subsidiaries Or Affiliates	Domi-ciliary Location	Relation-ship to Reporting Entity	Directly Controlled by (Name of Entity/Person)	Type of Control (Ownership, Board, Management, Attorney-in-Fact, Influence, Other)	If Control is Owner-ship Provide Percen-tage	Ultimate Controlling Entity(ies)/Person(s)	Is an SCA Filing Re-quired? (Y/N)	*
							Catamaran Finance (Ireland) Unlimited Company								
		.00000						.IRL	NIA	Catamaran S.á.r.l.	Ownership	100.000	UnitedHealth Group Incorporated		
		.00000	98-1069737				Catamaran S.á.r.l.	.LUX	NIA	UnitedHealthcare Europe S.á r.l.	Ownership	100.000	UnitedHealth Group Incorporated		
		.00000					CDC Holdings Colombia S.A.S.	.COL	NIA	Bordeaux UK Holdings II Limited	Ownership	100.000	UnitedHealth Group Incorporated		
		.00000	27-2533497				Cedar Park Surgery Center, LLC	.TX	NIA	SCA Cedar Park Holdings, LLC	Ownership	53.520	UnitedHealth Group Incorporated		2
							Cemed Care – Empresa de Atendimento Clínico Geral Ltda.	.BRA	NIA	Anil Assistência Médica Internacional S.A.	Ownership	99.990	UnitedHealth Group Incorporated		2
		.00000	98-1111491				Cemed Care – Empresa de Atendimento Clínico Geral Ltda.	.BRA	NIA	Esho – Empresa de Serviços Hospitalares S.A.	Ownership	0.000	UnitedHealth Group Incorporated		2
		.00000	98-1111491				Centers for Family Medicine, GP	.CA	OTH	MHIPA Physician Two Holdco	Influence	0.000	UnitedHealth Group Incorporated		4
		.00000	33-0483510				Centers for Family Medicine, GP	.CA	OTH	MH Physician Three Holdco	Influence	0.000	UnitedHealth Group Incorporated		4
		.00000	98-1448150				Central de Compras SpA	.CHL	NIA	Inversiones Clínicas Santa María S.A.	Ownership	100.000	UnitedHealth Group Incorporated		
		.00000	45-4131797				Central Indiana Care Organization, LLC	.IN	NIA	AHN Target Holdings, LLC	Ownership	100.000	UnitedHealth Group Incorporated		
		.00000	45-5600514				Central Ohio Care Organization, LLC	.OH	NIA	AHN Target Holdings, LLC	Ownership	100.000	UnitedHealth Group Incorporated		
		.00000	30-1080342				CentrifyHealth, LLC	.DE	NIA	UnitedHealth Group Incorporated	Ownership	100.000	UnitedHealth Group Incorporated		
		.00000					CentriHealth Corporation	.CAN	NIA	CentrifyHealth, LLC	Ownership	100.000	UnitedHealth Group Incorporated		
		.00000					CentriHealth UK Limited	.GBR	NIA	CentrifyHealth, LLC	Ownership	100.000	UnitedHealth Group Incorporated		
							Centro de Entrenamiento en Reanimación y Prevención Limitada (CERP)	.CHL	NIA	Clínica Dávila y Servicios Médicos S.A.	Ownership	99.000	UnitedHealth Group Incorporated		
							Centro de Entrenamiento en Reanimación y Prevención Limitada (CERP)	.CHL	NIA	Servicios Integrados de Salud Ltda.	Ownership	1.000	UnitedHealth Group Incorporated		
		.00000	98-1450490				Centro de Servicios Compartidos Banmédica S.A.	.CHL	NIA	Banmédica S.A.	Ownership	99.900	UnitedHealth Group Incorporated		1
		.00000					Centro Médico Hospitalar Pitangueiras Ltda.	.BRA	NIA	S.A.	Ownership	100.000	UnitedHealth Group Incorporated		
		.00000					Centro Médico Hospitalar Pitangueiras Ltda.	.BRA	NIA	Hospital Alvorada de Taguatinga Ltda.	Ownership	0.001	UnitedHealth Group Incorporated		
		.00000	98-1457197				Centro Médico Odontológico Americano S.A.C.	.PER	NIA	Pacífico S.A. Entidad Prestadora de Salud	Ownership	80.000	UnitedHealth Group Incorporated		1
										Esho – Empresa de Serviços Hospitalares S.A.	Ownership	100.000	UnitedHealth Group Incorporated		
		.00000	98-1310461				Centro Médico PJ Ltda.	.BRA	NIA	Hospital Alvorada de Taguatinga Ltda.	Ownership	0.001	UnitedHealth Group Incorporated		
		.00000	98-1310461				Centromed Quilpué S.A.	.CHL	NIA	Administradora Médica Centromed S.A.	Ownership	93.450	UnitedHealth Group Incorporated		2
		.00000	98-1451635				Centros Médicos y Dentales Multimed Ltda.	.CHL	NIA	Onesa S.A.	Ownership	99.990	UnitedHealth Group Incorporated		
		.00000					Centros Médicos y Dentales Multimed Ltda.	.CHL	NIA	Clínica Dávila y Servicios Médicos S.A.	Ownership	0.010	UnitedHealth Group Incorporated		
		.00000	47-4823023				Centura-SCA Holdings, LLC	.CO	NIA	Surgery Center of Colorado Springs, LLC	Influence	34.760	UnitedHealth Group Incorporated		5
		.00000	46-1454664				Channel Islands Surgicenter Properties, LLC	.DE	NIA	SCA Holding Company, Inc.	Ownership	62.743	UnitedHealth Group Incorporated		2
							Charleston Surgery Center Limited Partnership								
		.00000	58-1709761					.SC	NIA	SCA-Charleston, LLC	Influence	20.343	UnitedHealth Group Incorporated		5
		.00000	82-3973199				Charleston Surgery Properties, LLC	.DE	NIA	SCA-Charleston, LLC	Ownership	50.850	UnitedHealth Group Incorporated		2
		.00000	56-1449531				Charlotte Surgery Center, LLC	.NC	NIA	Charlotte-SC, LLC	Influence	21.780	UnitedHealth Group Incorporated		5
		.00000	62-1262567				Charlotte-SC, LLC	.DE	NIA	SC Affiliates, LLC	Ownership	100.000	UnitedHealth Group Incorporated		
		.00000	26-2389638				Childrens Surgery Center, LLC	.FL	NIA	SCA-Central Florida, LLC	Ownership	52.202	UnitedHealth Group Incorporated		2
		.00000	98-1093539				ChinaGate (Hong Kong) Limited	.CHN	NIA	Optum, Inc.	Ownership	100.000	UnitedHealth Group Incorporated		
		.00000	62-1510209				Citrus Regional Surgery Center, L.P.	.TN	NIA	SCA-Citrus, Inc.	Ownership	57.000	UnitedHealth Group Incorporated		2
		.00000	20-3742012				Cleburne Surgical Center, LLC	.TX	NIA	THR-SCA Holdings, LLC	Influence	51.000	UnitedHealth Group Incorporated		5
		.00000	98-1459640				Clínica Alameda S.A.	.CHL	NIA	Vidaíntegra S.A.	Ownership	99.841	UnitedHealth Group Incorporated		
		.00000	98-1459640				Clínica Alameda S.A.	.CHL	NIA	Saden S.A.	Ownership	0.159	UnitedHealth Group Incorporated		
		.00000	98-1443171				Clínica Bio Bio S.A.	.CHL	NIA	Inversiones Clínicas Santa María S.A.	Ownership	100.000	UnitedHealth Group Incorporated		
		.00000	98-1442191				Clínica Ciudad del Mar S.A.	.CHL	NIA	Inversiones Clínicas Santa María S.A.	Ownership	100.000	UnitedHealth Group Incorporated		
		.00000	98-1446132				Clínica Dávila y Servicios Médicos S.A.	.CHL	NIA	Banmédica S.A.	Ownership	99.991	UnitedHealth Group Incorporated		
		.00000	98-1446132				Clínica Dávila y Servicios Médicos S.A.	.CHL	NIA	Clínica Santa María S.A.	Ownership	0.009	UnitedHealth Group Incorporated		
		.00000					Clínica del Country S.A.	.COL	NIA	Banmédica Internacional SpA	Ownership	50.000	UnitedHealth Group Incorporated		
		.00000					Clínica del Country S.A.	.COL	NIA	CDC Holdings Colombia S.A.S.	Ownership	50.000	UnitedHealth Group Incorporated		
		.00000	98-1350667				Clínica Médico Cirúrgica de Santa Tecla, S.A.	.PRT	NIA	Lusiadas, SGPS, S.A.	Ownership	100.000	UnitedHealth Group Incorporated		

SCHEDULE Y
PART 1A - DETAIL OF INSURANCE HOLDING COMPANY SYSTEM

1	2	3	4	5	6	7	8	9	10	11	12	13	14	15	16
Group Code	Group Name	NAIC Company Code	ID Number	Federal RSSD	CIK	Name of Securities Exchange if Publicly Traded (U.S. or International)	Names of Parent, Subsidiaries Or Affiliates	Domi-ciliary Location	Relation-ship to Reporting Entity	Directly Controlled by (Name of Entity/Person)	Type of Control (Ownership, Board, Management, Attorney-in-Fact, Influence, Other)	If Control is Owner-ship Provide Percen-tage	Ultimate Controlling Entity(ies)/Person(s)	Is an SCA Filing Re-quired? (Y/N)	*
		.00000	98-1337965				Clinica Oftalmologica Danilo de Castro Sociedade Simples	.BRA	.NIA	Hospital Alvorada de Taguatinga Ltda.	Ownership	99.660	UnitedHealth Group Incorporated		2
		.00000	98-1337965				Clinica Oftalmologica Danilo de Castro Sociedade Simples	.BRA	.NIA	Lotten-Eyes Oftalmologia Clinica e Cirurgica Ltda.	Ownership	0.333	UnitedHealth Group Incorporated		2
		.00000					Clinica San Borja (La Esperanza del Perú S.A.)	.PER	.NIA	Pacifico S.A. Entidad Prestadora de Salud	Ownership	99.990	UnitedHealth Group Incorporated		1
		.00000	98-1462343				Clinica San Felipe S.A.	.PER	.NIA	Pacifico S.A. Entidad Prestadora de Salud	Ownership	93.740	UnitedHealth Group Incorporated		1
		.00000	98-1455936				Clinica Sánchez Ferrer S.A.	.PER	.NIA	Pacifico S.A. Entidad Prestadora de Salud	Ownership	99.990	UnitedHealth Group Incorporated		1
		.00000	98-1442754				Clinica Santa Maria S.A.	.CHL	.NIA	Banmedica S.A.	Ownership	99.433	UnitedHealth Group Incorporated		2
		.00000	98-1442745				Clinica Vespucio S.A.	.CHL	.NIA	Inversiones Clinicas Santa Maria S.A.	Ownership	100.000	UnitedHealth Group Incorporated		
		.00000	20-2236024				Clinton Partners, LLC	.MI	.NIA	HFHS-SCA Holdings, LLC	Influence	52.700	UnitedHealth Group Incorporated		5
		.00000	98-1350671				CLISA – Clínica de Santo Antônio, S.A.	.PRT	.NIA	Lusiadas, SGPS, S.A.	Ownership	100.000	UnitedHealth Group Incorporated		
		.00000	98-1337968				CMO – Centro Médico de Oftalmologia S/S Ltda.	.BRA	.NIA	Hospital Alvorada de Taguatinga Ltda.	Ownership	99.000	UnitedHealth Group Incorporated		
		.00000	98-1337968				CMO – Centro Médico de Oftalmologia S/S Ltda.	.BRA	.NIA	Lotten-Eyes Oftalmologia Clinica e Cirurgica Ltda.	Ownership	1.000	UnitedHealth Group Incorporated		
		.00000	98-1277015				CMS – Central de Manipulação e Serviços Farmacêuticos S.A.	.BRA	.NIA	COI – Clínicas Oncológicas Integradas S.A.	Ownership	100.000	UnitedHealth Group Incorporated		
		.00000	71-0873411				CNIC Health Solutions, Inc.	.CO	.NIA	Rocky Mountain Health Maintenance Organization, Incorporated	Ownership	100.000	UnitedHealth Group Incorporated		
		.00000	56-2674371				Coachella Valley Physicians of PrimeCare, Inc.	.CA	.NIA	PrimeCare of Riverside, Inc.	Ownership	100.000	UnitedHealth Group Incorporated		
		.00000	27-1193028				Coalition for Advanced Pharmacy Services, Inc.	.DE	.NIA	OptumRx Health Solutions, LLC	Ownership	93.266	UnitedHealth Group Incorporated		
		.00000	27-1193028				Coalition for Advanced Pharmacy Services, Inc.	.DE	.NIA	OptumRx PBM of Maryland, LLC	Ownership	5.341	UnitedHealth Group Incorporated		
		.00000	27-1193028				Coalition for Advanced Pharmacy Services, Inc.	.DE	.NIA	Optum Hospice Pharmacy Services, LLC	Ownership	1.277	UnitedHealth Group Incorporated		
		.00000	27-1193028				Coalition for Advanced Pharmacy Services, Inc.	.DE	.NIA	OptumRx Home Delivery of Ohio, LLC	Ownership	0.116	UnitedHealth Group Incorporated		
		.00000	98-1276040				COI – Clínicas Oncológicas Integradas S.A.	.BRA	.NIA	COI Participações S.A.	Ownership	100.000	UnitedHealth Group Incorporated		
		.00000	98-1275801				COI Participações S.A.	.BRA	.NIA	Esho – Empresa de Serviços Hospitalares S.A.	Ownership	89.102	UnitedHealth Group Incorporated		2
		.00000	27-2337616				Collaborative Care Holdings, LLC	.DE	.NIA	OptumHealth Holdings, LLC	Ownership	100.000	UnitedHealth Group Incorporated		
		.00000	27-2337487				Collaborative Care Services, Inc.	.DE	.NIA	Collaborative Care Holdings, LLC	Ownership	100.000	UnitedHealth Group Incorporated		
		.00000	45-2614005				Collaborative Realty, LLC	.NY	.NIA	Collaborative Care Holdings, LLC	Ownership	100.000	UnitedHealth Group Incorporated		
		.00000					Colmedica Medicina Prepagada	.COL	.NIA	Banmedica S.A.	Ownership	76.270	UnitedHealth Group Incorporated		2
		.00000	84-1160450				Colorado Springs Surgery Center, Ltd.	.CO	.NIA	SCA-Colorado Springs, LLC	Ownership	95.000	UnitedHealth Group Incorporated		2
		.00000	11-3647007				Comfort Care Transportation, LLC	.TX	.NIA	WellMed Medical Management, Inc.	Ownership	100.000	UnitedHealth Group Incorporated		
		.00000	06-1592173				Connecticut Surgery Center, Limited Partnership	.CT	.NIA	Connecticut Surgical Center, LLC	Ownership	51.000	UnitedHealth Group Incorporated		2
		.00000	26-1313646				Connecticut Surgery Properties, LLC	.DE	.NIA	Connecticut Surgical Center, LLC	Ownership	100.000	UnitedHealth Group Incorporated		
		.00000	06-1156342				Connecticut Surgical Center, LLC	.DE	.NIA	Surgical Care Affiliates, LLC	Ownership	62.250	UnitedHealth Group Incorporated		2
		.00000	98-1448720				Construtora e Imobiliaria Magapoq S.A.	.CHL	.NIA	Banmedica S.A.	Ownership	99.900	UnitedHealth Group Incorporated		
		.00000	20-0231080				Consumer Wellness Solutions, Inc.	.DE	.NIA	Optum Services, Inc.	Ownership	100.000	UnitedHealth Group Incorporated		
		.00000	20-2595593				Corpus Christi Endoscopy Center, L.L.P.	.TX	.NIA	SCA Pacific Holdings, Inc.	Influence	18.500	UnitedHealth Group Incorporated		5
		.00000					Country Scan Ltda.	.COL	.NIA	Patrimonio Autónomo Nueva Clínica – PANC	Ownership	51.800	UnitedHealth Group Incorporated		2
		.00000	26-0080565				Cypress Care, Inc.	.DE	.NIA	Healthcare Solutions, Inc.	Ownership	100.000	UnitedHealth Group Incorporated		
		.00000	63-1263704				Danbury Surgical Center, L.P.	.GA	.NIA	SCA Danbury Surgical Center, LLC	Ownership	50.419	UnitedHealth Group Incorporated		2
		.00000					David Moen, M.D. P.C.	.NY	.OTH	Orthology, Inc.	Influence	0.000	UnitedHealth Group Incorporated		4
		.00000	45-2380022				David R. Ferrell, M.D., P.C.	.NY	.OTH	Physician(s) owned	Influence	0.000	UnitedHealth Group Incorporated		4
		.00000					Day-Op Center of Long Island Inc.	.NY	.OTH	Physician(s) owned	Influence	0.000	UnitedHealth Group Incorporated		4
		.00000					Day-Op Surgery Consulting Company, LLC	.DE	.NIA	ProHEALTH Medical Management, LLC	Ownership	100.000	UnitedHealth Group Incorporated		
		.00000	52-1811176				DBP Services of New York IPA, Inc.	.NY	.NIA	Dental Benefit Providers, Inc.	Ownership	100.000	UnitedHealth Group Incorporated		

SCHEDULE Y
PART 1A - DETAIL OF INSURANCE HOLDING COMPANY SYSTEM

1	2	3	4	5	6	7	8	9	10	11	12	13	14	15	16
Group Code	Group Name	NAIC Company Code	ID Number	Federal RSSD	CIK	Name of Securities Exchange if Publicly Traded (U.S. or International)	Names of Parent, Subsidiaries Or Affiliates	Domi-ciliary Location	Relation-ship to Reporting Entity	Directly Controlled by (Name of Entity/Person)	Type of Control (Ownership, Board, Management, Attorney-in-Fact, Influence, Other)	If Control is Owner-ship Provide Percen-tage	Ultimate Controlling Entity(ies)/Person(s)	Is an SCA Filing Re-quired? (Y/N)	*
0707	UnitedHealth Group Incorporated	00000	52-1452809				Dental Benefit Providers of California, Inc.	CA	IA	Dental Benefit Providers, Inc.	Ownership	100.000	UnitedHealth Group Incorporated		
		52053	36-4008355				Dental Benefit Providers of Illinois, Inc.	IL	IA	Dental Benefit Providers, Inc.	Ownership	100.000	UnitedHealth Group Incorporated		
		00000	41-2014834				Dental Benefit Providers, Inc.	DE	NIA	United HealthCare Services, Inc.	Ownership	100.000	UnitedHealth Group Incorporated		
		00000	47-0926556				Denton Surgery Center, LLC	TX	NIA	THR-SCA Holdings, LLC	Influence	53.600	UnitedHealth Group Incorporated		5
		00000	82-1436601				Derry Surgical Center, LLC	NH	NIA	SCA-Derry, LLC	Ownership	71.000	UnitedHealth Group Incorporated		2
		00000	98-1460401				Diagnóstico Ecotomográfico Centromed Ltda.	CHL	NIA	Administradora Médica Centromed S.A.	Ownership	50.000	UnitedHealth Group Incorporated		2
		00000	98-1460347				Diasnóstico por Imágenes Centromed Ltda.	CHL	NIA	Administradora Médica Centromed S.A.	Ownership	93.340	UnitedHealth Group Incorporated		
		00000	98-1460347				Diasnóstico por Imágenes Centromed Ltda.	CHL	NIA	Centromed Quilpué S.A.	Ownership	6.660	UnitedHealth Group Incorporated		
		00000	33-0292435				Digestive Disease Center, L.P.	CA	NIA	Beach Surgical Holdings LLC	Influence	51.000	UnitedHealth Group Incorporated		5
		00000	98-1285762				Dilab Medicina Nuclear Ltda.	BRA	NIA	Esho – Empresa de Serviços Hospitalares S.A.	Ownership	95.000	UnitedHealth Group Incorporated		2
		00000	30-0238641				Distance Learning Network, Inc.	DE	NIA	OptumHealth Holdings, LLC	Ownership	100.000	UnitedHealth Group Incorporated		
		00000					Doctor + S.A.C.	PER	NIA	Pacifico S.A. Entidad Prestadora de Salud	Ownership	99.900	UnitedHealth Group Incorporated		1
		00000	82-5264853				Dry Creek Surgery Center, LLC	CO	NIA	SCA-DRY CREEK, LLC	Ownership	55.000	UnitedHealth Group Incorporated		2
		00000	82-5181311				DTC Surgery Center, LLC	CO	NIA	SCA-DTC Holdings, LLC	Ownership	55.000	UnitedHealth Group Incorporated		2
		00000	27-2103713				Dublin Surgery Center, LLC	OH	NIA	SCA-Dublin, LLC	Ownership	54.670	UnitedHealth Group Incorporated		2
		00000					Duncan Printing Services, LLC	SC	NIA	UnitedHealthcare Insurance Company	Ownership	100.000	UnitedHealth Group Incorporated		
		00000	04-3106404				Durable Medical Equipment, Inc.	MA	OTH	Physician(s) owned	Influence	0.000	UnitedHealth Group Incorporated		4
		00000	59-3625966				DWIC of Tampa Bay, Inc.	FL	NIA	MedExpress Development, LLC	Ownership	100.000	UnitedHealth Group Incorporated		
		00000	59-3705426				E Street Endoscopy, LLC	FL	NIA	West Coast Endoscopy Holdings, LLC	Ownership	51.000	UnitedHealth Group Incorporated		2
		00000	95-4660712				Ear Professionals International Corporation	DE	NIA	Specialty Benefits, LLC	Ownership	0.002	UnitedHealth Group Incorporated		2
		00000	02-0593133				East Brunswick Surgery Center, LLC	NJ	NIA	ASC Holdings of New Jersey, LLC	Ownership	51.000	UnitedHealth Group Incorporated		2
		00000	71-0923682				eCode Solutions, LLC	DE	NIA	Surgical Care Affiliates, LLC	Ownership	100.000	UnitedHealth Group Incorporated		
		00000	84-1162764				Electronic Network Systems, Inc.	DE	NIA	OptumInsight, Inc.	Ownership	100.000	UnitedHealth Group Incorporated		
		00000	98-1339173				Elual Participações S.A.	BRA	NIA	Anil Assistência Médica Internacional S.A.	Ownership	60.000	UnitedHealth Group Incorporated		
		00000	98-1339173				Elual Participações S.A.	BRA	NIA	Esho – Empresa de Serviços Hospitalares S.A.	Ownership	40.000	UnitedHealth Group Incorporated		
		00000	33-0181426				Empire Physician Management Company, LLC	CA	NIA	North American Medical Management California, Inc.	Ownership	100.000	UnitedHealth Group Incorporated		
		00000	33-0181426				Empire Physicians' Medical Group, Inc.	CA	NIA	NAMM Medical Group Holdings, Inc.	Influence	100.000	UnitedHealth Group Incorporated		5
		00000	26-4682368				Employers' Health Choice PPO, Inc.	AR	NIA	HealthSCOPE Benefits, Inc.	Ownership	50.000	UnitedHealth Group Incorporated		2
		00000					Empremédica S. A.	PER	NIA	Banmédica S.A.	Ownership	99.990	UnitedHealth Group Incorporated		1
		00000	47-3495605				Endoscopy Center Affiliates, Inc.	DE	NIA	National Surgery Centers, LLC	Ownership	100.000	UnitedHealth Group Incorporated		
		00000					EP Campus I, LLC	DE	NIA	UnitedHealthcare Insurance Company	Ownership	100.000	UnitedHealth Group Incorporated		
		00000					Esho – Empresa de Serviços Hospitalares S.A.	BRA	NIA	Anil Assistência Médica Internacional S.A.	Ownership	99.667	UnitedHealth Group Incorporated		2
		00000					Etho – Empresa de Tecnologia Hospitalar Ltda.	BRA	NIA	Anil Assistência Médica Internacional S.A.	Ownership	90.060	UnitedHealth Group Incorporated		2
		00000	98-1122399				Evercare Collaborative Solutions, Inc.	DE	NIA	Ovations, Inc.	Ownership	100.000	UnitedHealth Group Incorporated		
		00000	86-0964571				Everett MSO, Inc.	WA	NIA	OptumCare Holdings, LLC	Ownership	100.000	UnitedHealth Group Incorporated		
		00000	81-1070402				Everett Physicians, Inc. P.S.	WA	OTH	Physician(s) owned	Influence	0.000	UnitedHealth Group Incorporated		4
		00000	98-1111239				Excellion Serviços Biomédicos Ltda.	BRA	NIA	Esho – Empresa de Serviços Hospitalares S.A.	Ownership	99.990	UnitedHealth Group Incorporated		2
		00000	98-1111239				Excellion Serviços Biomédicos Ltda.	BRA	NIA	Cemed Care – Empresa de Atendimento Clínico Geral Ltda.	Ownership	0.000	UnitedHealth Group Incorporated		2
		00000	20-0087132				Excelsior Insurance Brokerage, Inc.	DE	NIA	HealthMarkets Insurance Agency, Inc.	Ownership	100.000	UnitedHealth Group Incorporated		
		00000	11-3669765				Executive Health Resources, Inc.	PA	NIA	OptumInsight, Inc.	Ownership	100.000	UnitedHealth Group Incorporated		
		00000	30-0701899				Executive Surgery Center, LLC	TX	NIA	SCA-Houston Executive, LLC	Ownership	53.850	UnitedHealth Group Incorporated		2
		00000	98-1259260				Exploration for Mine Clearance LLC	IRQ	NIA	UnitedHealthcare Global Medical (UK) Limited	Ownership	100.000	UnitedHealth Group Incorporated		
		00000	88-0223385				Family Health Care Services	NV	NIA	Sierra Health Services, Inc.	Ownership	100.000	UnitedHealth Group Incorporated		
		00000	88-0257036				Family Home Hospice, Inc.	NV	NIA	Sierra Health Services, Inc.	Ownership	100.000	UnitedHealth Group Incorporated		

SCHEDULE Y
PART 1A - DETAIL OF INSURANCE HOLDING COMPANY SYSTEM

1	2	3	4	5	6	7	8	9	10	11	12	13	14	15	16
Group Code	Group Name	NAIC Company Code	ID Number	Federal RSSD	CIK	Name of Securities Exchange if Publicly Traded (U.S. or International)	Names of Parent, Subsidiaries Or Affiliates	Domi-ciliary Location	Relation-ship to Reporting Entity	Directly Controlled by (Name of Entity/Person)	Type of Control (Ownership, Board, Management, Attorney-in-Fact, Influence, Other)	If Control is Owner-ship Provide Percen-tage	Ultimate Controlling Entity(ies)/Person(s)	Is an SCA Filing Re-quired? (Y/N)	*
		.00000	56-1754482				Fayetteville Ambulatory Surgery Center, L.P.	.NC	NIA	NSC Fayetteville, LLC	Influence	.46.244	UnitedHealth Group Incorporated		.5
		.00000					First Hill Surgery Center, LLC	.WA	.OTH	Polyclinic, PLLC	Influence	.55.000	UnitedHealth Group Incorporated		.4
		.00000	62-1551098				Florence Surgery Center, L.P.	.TN	NIA	SCA-Florence, LLC	Influence	.30.000	UnitedHealth Group Incorporated		.5
		.00000	32-0432993				Florida MedTrans Network LLC	.FL	NIA	Florida MedTrans Network MSO LLC	Ownership	100.000	UnitedHealth Group Incorporated		
		.00000					Florida MedTrans Network MSO LLC	.FL	NIA	Metropolitan Medical Transportation IPA, LLC	Ownership	100.000	UnitedHealth Group Incorporated		
		.00000	36-4778512				FMG Holdings, LLC	.DE	NIA	UnitedHealth Group Incorporated	Ownership	.98.710	UnitedHealth Group Incorporated		
		.00000	35-2456267				FMG Holdings, LLC	.DE	NIA	Hygeia Corporation	Ownership	.1.290	UnitedHealth Group Incorporated		
		.00000	35-2456267				For Health of Arizona, Inc.	.AZ	NIA	For Health, Inc.	Ownership	100.000	UnitedHealth Group Incorporated		
		.00000	86-0908902				For Health, Inc.	.DE	NIA	Inspiris, Inc.	Ownership	100.000	UnitedHealth Group Incorporated		
		.00000	33-0766617				Fort Sutter Medical Building, a California Limited Partnership	.CA	NIA	Surgery Centers-West Holdings, LLC	Influence	.4.500	UnitedHealth Group Incorporated		.5
		.00000	68-0088542				Fort Worth Endoscopy Centers, LLC	.TX	NIA	THR-SCA Holdings, LLC	Influence	.51.000	UnitedHealth Group Incorporated		.5
		.00000	77-0368346				Fortify Technologies, LLC	.MN	NIA	Savvysherpa, LLC	Ownership	100.000	UnitedHealth Group Incorporated		
		.00000	27-0695411				Franklin Surgical Center, LLC	.NJ	NIA	SCA-Franklin, LLC	Ownership	.53.230	UnitedHealth Group Incorporated		.2
		.00000	20-3412606				Freeway Surgicenter of Houston, LLC	.TX	NIA	SCA-Freeway Holdings, LLC	Ownership	.59.320	UnitedHealth Group Incorporated		.2
		.00000	82-3453993							UnitedHealthcare Global Medical (UK) Limited	Ownership	.99.000	UnitedHealth Group Incorporated		.2
		.00000	98-1172769				Frontier Medex Tanzania Limited	.TZA	NIA	FMG Holdings, LLC	Ownership	100.000	UnitedHealth Group Incorporated		
		.00000	68-0679514				FrontierMEDEX (RMS), Inc.	.DE	NIA	FMG Holdings, LLC	Ownership	100.000	UnitedHealth Group Incorporated		
		.00000	45-5339512				FrontierMEDEX Government Services, LLC	.DE	NIA	UnitedHealthcare Global Medical (UK) Limited	Ownership	.99.900	UnitedHealth Group Incorporated		
		.00000	98-1147103				FrontierMEDEX Kenya Limited	.KEN	NIA	UnitedHealthcare International I B.V.	Ownership	.0.100	UnitedHealth Group Incorporated		
		.00000	98-1147103				FrontierMEDEX Kenya Limited	.KEN	NIA	UnitedHealthcare Global Medical (UK) Limited	Ownership	100.000	UnitedHealth Group Incorporated		
		.00000	98-1101521				FrontierMEDEX Limited	.JRO	NIA	FMG Holdings, LLC	Ownership	100.000	UnitedHealth Group Incorporated		
		.00000	33-1219808				FrontierMEDEX US, Inc.	.DE	NIA	FrontierMEDEX US, Inc.	Ownership	100.000	UnitedHealth Group Incorporated		
		.00000	52-2230470				FrontierMEDEX, Inc.	.MN	NIA	Banmedica S.A.	Ownership	100.000	UnitedHealth Group Incorporated		
		.00000					Fundación Banmédica	.CHL	NIA	SC Affiliates, LLC	Ownership	100.000	UnitedHealth Group Incorporated		
		.00000	63-0833765				Gadsden Surgery Center, LLC	.DE	NIA	Gadsden Surgery Center, LLC	Ownership	.58.500	UnitedHealth Group Incorporated		.2
		.00000	62-1488653				Gadsden Surgery Center, Ltd.	.AL	NIA	SCA-Northeast Georgia Health, LLC	Ownership	.87.000	UnitedHealth Group Incorporated		.2
		.00000	62-1600268				Gainesville Surgery Center, L.P.	.TN	NIA	Gainesville Surgery Center, L.P.	Ownership	100.000	UnitedHealth Group Incorporated		
		.00000					Gainesville Surgery Properties, LLC	.DE	NIA	SCA Pennsylvania Holdings, LLC	Influence	.49.000	UnitedHealth Group Incorporated		.5
		.00000	46-1615328				Geisinger-SCA Holdings, LLC	.DE	NIA	Specialized Pharmaceuticals, Inc.	Ownership	100.000	UnitedHealth Group Incorporated		
		.00000	27-0556097				Genoa Healthcare LLC	.PA	NIA	OptumRx Holdings, LLC	Ownership	100.000	UnitedHealth Group Incorporated		
		.00000	47-3851949				Genoa Healthcare, Inc.	.DE	NIA	Genoa Healthcare LLC	Ownership	100.000	UnitedHealth Group Incorporated		
		.00000	20-5009764				Genoa of Arkansas, LLC	.AR	NIA	Genoa Technology, Inc.	Ownership	100.000	UnitedHealth Group Incorporated		
		.00000					Genoa Technology (Canada) Inc.	.CAN	NIA	Genoa Healthcare LLC	Ownership	100.000	UnitedHealth Group Incorporated		
		.00000	38-4034308				Genoa Technology, Inc.	.DE	NIA	Genoa Healthcare LLC	Ownership	100.000	UnitedHealth Group Incorporated		
		.00000	45-3010132				Genoa Telepsychiatry, Inc.	.DE	NIA	Genoa Healthcare LLC	Ownership	100.000	UnitedHealth Group Incorporated		
		.00000	81-4703295				Genoa, QoL Wholesale, LLC	.DE	NIA	Golden Rule Financial Corporation	Ownership	100.000	UnitedHealth Group Incorporated		
		.00000	37-0920164				gethealthinsurance.com Agency Inc.	.IN	NIA	SCA-Gadiolus, LLC	Influence	.45.981	UnitedHealth Group Incorporated		.5
		.00000	65-1025514				Gladious Surgery Center, LLC	.FL	NIA	Beach Surgical Holdings LLC	Influence	.51.280	UnitedHealth Group Incorporated		.5
		.00000	47-3495605				GLBESC, LLC	.DE	NIA	Glenwood-SC, Inc.	Ownership	.56.730	UnitedHealth Group Incorporated		.2
		.00000	33-0595220				Glenwood Surgical Center, L.P.	.CA	NIA	SC Affiliates, LLC	Ownership	100.000	UnitedHealth Group Incorporated		
		.00000	62-1601450				Glenwood-SC, Inc.	.TN	NIA	Golden Rule Financial Corporation	Ownership	100.000	UnitedHealth Group Incorporated		
		.00000	20-3420886				Golden Outlook, Inc.	.CA	NIA	UnitedHealth Group Incorporated	Ownership	100.000	UnitedHealth Group Incorporated		
		.00000	37-0855360				Golden Rule Financial Corporation	.DE	NIA	Golden Rule Financial Corporation	Ownership	100.000	UnitedHealth Group Incorporated		
.0707	UnitedHealth Group Incorporated	.62286	37-6028756	3057283			Golden Rule Insurance Company	.IN	.IA	Surgery Centers-West Holdings, LLC	Ownership	.72.000	UnitedHealth Group Incorporated		.2
		.00000	33-0529450				Golden Triangle Surgicenter, L.P.	.CA	NIA	Camp Hill Ambulatory Centers	Influence	.41.993	UnitedHealth Group Incorporated		.5
		.00000	52-1597483				Grandview Surgery Center, LTD.	.PA	NIA	SCA-GRANTS PASS, LLC	Ownership	.51.000	UnitedHealth Group Incorporated		.2
		.00000	93-1237063				GRANTS PASS SURGERY CENTER, LLC	.OR	NIA	HealthMarkets, LLC	Ownership	100.000	UnitedHealth Group Incorporated		
		.00000					Grapevine Finance LLC	.DE	NIA	SCA-Palm Beach MSO Holdings, LLC	Ownership	100.000	UnitedHealth Group Incorporated		
		.00000					Greater Hartford ASC, LLC	.CT	NIA						

SCHEDULE Y
PART 1A - DETAIL OF INSURANCE HOLDING COMPANY SYSTEM

1	2	3	4	5	6	7	8	9	10	11	12	13	14	15	16
Group Code	Group Name	NAIC Company Code	ID Number	Federal RSSD	CIK	Name of Securities Exchange if Publicly Traded (U.S. or International)	Names of Parent, Subsidiaries Or Affiliates	Domi-ciliary Location	Relation-ship to Reporting Entity	Directly Controlled by (Name of Entity/Person)	Type of Control (Ownership, Board, Management, Attorney-in-Fact, Influence, Other)	If Control is Ownership Provide Per-cent-age	Ultimate Controlling Entity(ies)/Person(s)	Is an SCA Filing Re-quired? (Y/N)	*
.0707	UnitedHealth Group Incorporated	.00000	81-4648930				Greater New Haven ASC, LLC	.CT	NIA	SCA-Hamden, LLC	Influence	20.830	UnitedHealth Group Incorporated		.5
		.00000	27-2337725				Greater Phoenix Collaborative Care, P.C.	.AZ	OTH	Physician(s) owned	Influence	0.000	UnitedHealth Group Incorporated		.4
		.00000	27-2337725				Greater Phoenix Collaborative Care, P.C.	.AZ	OTH	Collaborative Care Holdings, LLC	Influence	0.000	UnitedHealth Group Incorporated		.4
		.00000	36-4053840				Greensboro Specialty Surgery Center, LLC	.NC	NIA	NSC Greensboro West, LLC	Influence	50.100	UnitedHealth Group Incorporated		.5
		.00000	74-2411643				Greenville Surgery Center, LLC	.TX	NIA	THR-SCA Holdings, LLC	Influence	61.500	UnitedHealth Group Incorporated		.5
		.00000	33-0749339				Grossmont Surgery Center, L.P.	.CA	NIA	Medical Surgical Centers of America, Inc.	Influence	33.280	UnitedHealth Group Incorporated		.5
		.00000	33-0749339				Grossmont Surgery Center, L.P.	.CA	NIA	SunSurgery, LLC	Influence	1.000	UnitedHealth Group Incorporated		.5
		.00000	01-0619096				Grove Place Surgery Center, L.L.C.	.FL	NIA	SCA-Grove Place, LLC	Ownership	50.030	UnitedHealth Group Incorporated		.2
		.00000	98-0213198				H&W Indemnity (SPC), Ltd.	.CYM	NIA	UnitedHealth Group Incorporated	Ownership	100.000	UnitedHealth Group Incorporated		
		.00000	26-1227494				H.I. Investments Holding Company, LLC	.DE	NIA	Health Inventures, LLC	Ownership	100.000	UnitedHealth Group Incorporated		
.0707	UnitedHealth Group Incorporated	.79480	35-1279304				Harken Health Insurance Company	.WI	.IA	UnitedHealthcare, Inc.	Ownership	100.000	UnitedHealth Group Incorporated		
							Hawthorn Place Outpatient Surgery Center, L.P.								
		.00000	58-2065044				L.P.	.GA	NIA	SHC Hawthorn, Inc.	Influence	38.000	UnitedHealth Group Incorporated		.5
		.00000	27-4579547				Lays Surgery Center, LLC	.TX	NIA	SCA Lays Holdings, LLC	Influence	27.900	UnitedHealth Group Incorporated		.5
		.00000					hCentive Technology India Private Limited	.IND	NIA	hCentive, Inc.	Ownership	9.999	UnitedHealth Group Incorporated		.2
		.00000	27-0549481				hCentive, Inc.	.DE	NIA	Optum Government Solutions, Inc.	Ownership	100.000	UnitedHealth Group Incorporated		
		.00000	20-5944768				Health Inventures Employment Solutions, LLC	.DE	NIA	Health Inventures, LLC	Ownership	100.000	UnitedHealth Group Incorporated		
		.00000	04-3723090				Health Inventures, LLC	.DE	NIA	SC Affiliates, LLC	Ownership	100.000	UnitedHealth Group Incorporated		
		.00000	98-0153069				Health Net Services (Cayman) PIC	.CYM	NIA	H&W Indemnity (SPC), Ltd.	Ownership	100.000	UnitedHealth Group Incorporated		
		.96342	88-0201035				Health Plan of Nevada, Inc.	.NV	.IA	Sierra Health Services, Inc.	Ownership	100.000	UnitedHealth Group Incorporated		
.0707	UnitedHealth Group Incorporated	.00000	95-4763349				HealthAllies, Inc.	.DE	NIA	OptumHealth Holdings, LLC	Ownership	100.000	UnitedHealth Group Incorporated		
							HealthCare Partners Affiliates Medical Group								
		.00000					HealthCare Partners Associates Medical Group, P.C.	.CA	OTH	Physician(s) owned	Influence	0.000	UnitedHealth Group Incorporated		.4
		.00000					HealthCare Partners Medical Group, P.C.	.CA	OTH	Physician(s) owned	Influence	0.000	UnitedHealth Group Incorporated		.4
		.00000	77-0693060				Healthcare Solutions, Inc.	.DE	NIA	OptumRx Administrative Services, LLC	Ownership	100.000	UnitedHealth Group Incorporated		
		.00000	20-3349887				HealthEast Surgery Center-Maplewood, LLC	.MN	NIA	H.I. Investments Holding Company, LLC	Influence	25.100	UnitedHealth Group Incorporated		.5
		.00000					HealthFirst IPA, Inc.	.CO	NIA	New West Physicians, Inc.	Ownership	100.000	UnitedHealth Group Incorporated		
		.00000	47-2570595				HealthMarkets Group, Inc.	.DE	NIA	HealthMarkets, LLC	Ownership	100.000	UnitedHealth Group Incorporated		
		.00000	27-0277771				HealthMarkets Insurance Agency, Inc.	.DE	NIA	HealthMarkets Group, Inc.	Ownership	100.000	UnitedHealth Group Incorporated		
		.00000	81-3774112				HealthMarkets NewCo, Inc.	.DE	NIA	HealthMarkets, Inc.	Ownership	100.000	UnitedHealth Group Incorporated		
.0707	UnitedHealth Group Incorporated	.00000	46-1131431				HealthMarkets Services, Inc.	.DE	NIA	HealthMarkets Group, Inc.	Ownership	100.000	UnitedHealth Group Incorporated		
		.00000	75-2044750	4346649			HealthMarkets, Inc.	.DE	NIA	Golden Rule Financial Corporation	Ownership	100.000	UnitedHealth Group Incorporated		
		.00000					HealthMarkets, LLC	.DE	NIA	HealthMarkets, Inc.	Ownership	100.000	UnitedHealth Group Incorporated		
		.00000	71-0847266				HealthSCOPE Benefits, Inc.	.DE	NIA	HealthSCOPE Holdings, Inc.	Ownership	100.000	UnitedHealth Group Incorporated		
		.00000	47-1409110				HealthSCOPE Holdings, Inc.	.DE	NIA	UMR, Inc.	Ownership	100.000	UnitedHealth Group Incorporated		
		.00000	83-2722254				Heartland Heart and Vascular, LLC	.DE	NIA	SCA Heartland Holdings, LLC	Ownership	80.000	UnitedHealth Group Incorporated		.2
		.00000	98-1443161				Help S.A.	.CHL	NIA	Banmedica S.A.	Ownership	100.000	UnitedHealth Group Incorporated		
		.00000					Help Service S.A.	.CHL	NIA	Banmedica S.A.	Ownership	100.000	UnitedHealth Group Incorporated		
										Esho – Empresa de Serviços Hospitalares S.A.					
		.00000					Hemonefro – Hemodiálise e Nefrologia Ltda	.BRA	NIA	SC Affiliates, LLC	Influence	28.500	UnitedHealth Group Incorporated		.5
.0707	UnitedHealth Group Incorporated	.00000	46-5291602				HFHS-SCA Holdings, LLC	.WI	NIA	Urgent Care MSO, LLC	Influence	49.000	UnitedHealth Group Incorporated		.5
		.00000	84-1472832				Highlands Ranch Healthcare, LLC	.CO	NIA	HealthMarkets NewCo, Inc.	Ownership	100.000	UnitedHealth Group Incorporated		
		.00000					HMI NewCo, LLC	.DE	NIA	HealthMarkets NewCo, Inc.	Ownership	100.000	UnitedHealth Group Incorporated		
		.00000	98-1452260				Home Medical S.A.	.CHL	NIA	Help S.A.	Ownership	99.998	UnitedHealth Group Incorporated		
		.00000	98-1452260				Home Medical S.A.	.CHL	NIA	Saden S.A.	Ownership	0.002	UnitedHealth Group Incorporated		
		.00000					Homecare Dimensions of Florida, Inc.	.TX	OTH	WellMed Networks, Inc.	Influence	0.000	UnitedHealth Group Incorporated		.4
		.00000					Homecare Dimensions, Inc.	.TX	OTH	WellMed Networks, Inc.	Influence	0.000	UnitedHealth Group Incorporated		.4
		.00000	20-8910978				Hospice Inspiris Holdings, Inc.	.TN	NIA	Inspiris, Inc.	Ownership	100.000	UnitedHealth Group Incorporated		
										Esho – Empresa de Serviços Hospitalares S.A.					
		.00000	98-1286038				Hospitais Associados de Pernambuco Ltda.	.BRA	NIA	Anil Assistência Médica Internacional S.A.	Ownership	100.000	UnitedHealth Group Incorporated		
.0707	UnitedHealth Group Incorporated	.00000					Hospital Alvorada de Taquatinga Ltda.	.BRA	NIA		Ownership	82.595	UnitedHealth Group Incorporated		.2

SCHEDULE Y
PART 1A - DETAIL OF INSURANCE HOLDING COMPANY SYSTEM

1	2	3	4	5	6	7	8	9	10	11	12	13	14	15	16
Group Code	Group Name	NAIC Company Code	ID Number	Federal RSSD	CIK	Name of Securities Exchange if Publicly Traded (U.S. or International)	Names of Parent, Subsidiaries Or Affiliates	Domi-ciliary Location	Relation-ship to Reporting Entity	Directly Controlled by (Name of Entity/Person)	Type of Control (Ownership, Board, Management, Attorney-in-Fact, Influence, Other)	If Control is Owner-ship Provide Per-centage	Ultimate Controlling Entity(ies)/Person(s)	Is an SCA Filing Re-quired? (Y/N)	*
		.00000					Hospital Alvorada de Taguatinga Ltda.BRA	NIA	Bosque Medical Center Ltda.	Ownership.....	9.310	UnitedHealth Group Incorporated		2
		.00000					Hospital Alvorada de Taguatinga Ltda.BRA	NIA	Hospital Samaritano de São Paulo Ltda.	Ownership.....	8.094	UnitedHealth Group Incorporated		2
		.00000	98-1389272				Hospital Ana Costa S.A.BRA	NIA	Piano de Saúde Ana Costa Ltda.	Ownership.....	99.520	UnitedHealth Group Incorporated		2
		.00000	98-1389272				Hospital Ana Costa S.A.BRA	NIA	Hospital Alvorada de Taguatinga Ltda.	Ownership.....	0.376	UnitedHealth Group Incorporated		2
							Esho – Empresa de Serviços Hospitalares S.A.								
		.00000	98-1310065				Hospital de Clínicas de Jacarepaguá Ltda.BRA	NIA	Cemed Care – Empresa de Atendimento Clínico Geral Ltda.	Ownership.....	100.000	UnitedHealth Group Incorporated		
		.00000	98-1310065				Hospital de Clínicas de Jacarepaguá Ltda.BRA	NIA	Esho – Empresa de Serviços Hospitalares S.A.	Ownership.....	0.000	UnitedHealth Group Incorporated		
		.00000	98-1328324				Hospital Samaritano de São Paulo Ltda.BRA	NIA	S.A.	Ownership.....	99.990	UnitedHealth Group Incorporated		2
		.00000	98-1328324				Hospital Samaritano de São Paulo Ltda.BRA	NIA	Amico Saúde Ltda.	Ownership.....	0.000	UnitedHealth Group Incorporated		2
		.00000	98-1332673				Hospital Santa Helena S.A.BRA	NIA	Elual Participações S.A.	Ownership.....	65.210	UnitedHealth Group Incorporated		2
							Esho – Empresa de Serviços Hospitalares S.A.								
		.00000	98-1332673				Hospital Santa Helena S.A.BRA	NIA	S.A.	Ownership.....	33.600	UnitedHealth Group Incorporated		2
		.00000	26-2912304				Humedica, Inc.DE	NIA	United HealthCare Services, Inc.	Ownership.....	100.000	UnitedHealth Group Incorporated		
		.00000	36-4331825				Hygeia CorporationDE	NIA	UnitedHealth International, Inc.	Ownership.....	100.000	UnitedHealth Group Incorporated		
		.00000	98-1106075				Hygeia Corporation (Ontario)CAN	NIA	UnitedHealth Group International L.P.	Ownership.....	100.000	UnitedHealth Group Incorporated		
		.00000	45-4148032				IEC Holdings, LLCIN	NIA	SCA IEC Holdings, LLC	Influence.....	49.000	UnitedHealth Group Incorporated		5
		.00000	82-1341098				Illinois Independent Care Network	.DE	NIA	Surgical Care Affiliates, LLC	Ownership.....	100.000	UnitedHealth Group Incorporated		
							Imed Star – Serviços de Desempenho Organizacional Ltda.			Optum Health & Technology Serviços do Brasil Ltda.					
		.00000	98-1122694				Imed Star – Serviços de Desempenho Organizacional Ltda.BRA	NIA		Ownership.....	100.000	UnitedHealth Group Incorporated		
		.00000	98-1122694				Organizacional Ltda.BRA	NIA	UHG Brasil Participações S.A.	Ownership.....	0.000	UnitedHealth Group Incorporated		
		.00000	20-4351923				Impel Consulting Experts, L.L.C.TX	NIA	Impel Management Services, L.L.C.	Ownership.....	100.000	UnitedHealth Group Incorporated		
		.00000	75-2574317				Impel Management Services, L.L.C.TX	NIA	USMD Holdings, Inc.	Ownership.....	100.000	UnitedHealth Group Incorporated		
		.00000	27-3296953				IN Style OPTICAL, LLCMA	OTH	Physician(s) owned	Influence.....	0.000	UnitedHealth Group Incorporated		4
		.00000	26-0711388				Indian River Surgery Properties, LLCFL	NIA	Surgery Center of Vero Beach, Inc.	Ownership.....	100.000	UnitedHealth Group Incorporated		
		.00000	45-4132005				Indiana Care Organization, LLCIN	NIA	AFN Target Holdings, LLC	Ownership.....	100.000	UnitedHealth Group Incorporated		
		.00000	62-1641102				Ingram & Associates, LLCTN	NIA	Optum360, LLC	Ownership.....	100.000	UnitedHealth Group Incorporated		
		.00000	33-0618077				Inland Faculty Medical Group, Inc.CA	OTH	NAMM Medical Group Holdings, Inc.	Influence.....	0.000	UnitedHealth Group Incorporated		4
		.00000	33-0018673				Inland Surgery Center, L.P.CA	NIA	Redlands Ambulatory Surgery Center	Influence.....	51.000	UnitedHealth Group Incorporated		5
		.00000					Imobiliária Apoquindo 3001 S.A.CHL	NIA	Imobiliária Apoquindo S.A.	Ownership.....	99.999	UnitedHealth Group Incorporated		
		.00000					Imobiliária Apoquindo 3001 S.A.CHL	NIA	Vida Tres Internacional S.A.	Ownership.....	0.001	UnitedHealth Group Incorporated		
		.00000	98-1458683				Imobiliária Apoquindo 3600 Ltda.CHL	NIA	Banmédica S.A.	Ownership.....	99.700	UnitedHealth Group Incorporated		
		.00000	98-1458683				Imobiliária Apoquindo 3600 Ltda.CHL	NIA	Imobiliária Apoquindo 3001 S.A.	Ownership.....	0.300	UnitedHealth Group Incorporated		
		.00000	98-1448720				Imobiliária Apoquindo 3600 Ltda.CHL	NIA	Banmédica S.A.	Ownership.....	0.100	UnitedHealth Group Incorporated		
		.00000	98-1443174				Imobiliária Apoquindo S.A.CHL	NIA	Banmédica S.A.	Ownership.....	100.000	UnitedHealth Group Incorporated		
		.00000	98-1458682				Imobiliária Clínica Santa María S.A.CHL	NIA	Banmédica S.A.	Ownership.....	99.433	UnitedHealth Group Incorporated		2
		.00000	98-1454653				Imobiliária e Inversiones Alameda S.A.CHL	NIA	Banmédica S.A.	Ownership.....	99.980	UnitedHealth Group Incorporated		
		.00000	98-1454653				Imobiliária e Inversiones Alameda S.A.CHL	NIA	Saden S.A.	Ownership.....	0.020	UnitedHealth Group Incorporated		
		.00000	98-1460922				Imobiliária Viñamed Ltda.CHL	NIA	Administradora Médica Centromed S.A.	Ownership.....	99.900	UnitedHealth Group Incorporated		2
		.00000	47-5640889				INOV8 Surgical at Memorial City, LLCTX	NIA	Memorial City Partners, LLC	Ownership.....	100.000	UnitedHealth Group Incorporated		
		.00000	88-0482274				inPharmative, Inc.NV	NIA	OptumRx Health Solutions, LLC	Ownership.....	100.000	UnitedHealth Group Incorporated		
							Inspiris Medical Services of New Jersey, P.C.								
		.00000	45-2563134				INSPIRIS of Michigan Medical Services, P.C.NJ	OTH	Physician(s) owned	Influence.....	0.000	UnitedHealth Group Incorporated		4
		.00000	27-1561674				INSPIRIS of New York IPA, Inc.MI	OTH	Physician(s) owned	Influence.....	0.000	UnitedHealth Group Incorporated		4
		.00000	13-4138668				INSPIRIS of New York Management, Inc.NY	NIA	Inspiris, Inc.	Ownership.....	100.000	UnitedHealth Group Incorporated		
		.00000	13-4138665				INSPIRIS of New York Medical Services, P.C.NY	NIA	Inspiris, Inc.	Ownership.....	100.000	UnitedHealth Group Incorporated		
		.00000	13-4168739				INSPIRIS of Pennsylvania Medical Services, P.C.NY	OTH	Physician(s) owned	Influence.....	0.000	UnitedHealth Group Incorporated		4
		.00000					INSPIRIS of Texas Physician GroupPA	OTH	Physician(s) owned	Influence.....	0.000	UnitedHealth Group Incorporated		4
		.00000	26-2885572				Inspiris, Inc.TX	NIA	Optum Care Services Company	Ownership.....	100.000	UnitedHealth Group Incorporated		
		.00000	33-0766366				Inversiones Clínicas Santa María S.A.DE	NIA	Collaborative Care Holdings, LLC	Ownership.....	100.000	UnitedHealth Group Incorporated		
		.00000	98-1452273					.CHL	NIA	Banmédica S.A.	Ownership.....	100.000	UnitedHealth Group Incorporated		

SCHEDULE Y
PART 1A - DETAIL OF INSURANCE HOLDING COMPANY SYSTEM

1	2	3	4	5	6	7	8	9	10	11	12	13	14	15	16
Group Code	Group Name	NAIC Company Code	ID Number	Federal RSSD	CIK	Name of Securities Exchange if Publicly Traded (U.S. or International)	Names of Parent, Subsidiaries Or Affiliates	Domi-ciliary Location	Relation-ship to Reporting Entity	Directly Controlled by (Name of Entity/Person)	Type of Control (Ownership, Board, Management, Attorney-in-Fact, Influence, Other)	If Control is Owner-ship Provide Percen-tage	Ultimate Controlling Entity(ies)/Person(s)	Is an SCA Filing Re-quired? (Y/N)	*
0707	UnitedHealth Group Incorporated	.00000	98-1448096				Isapre Banmédica S.A.	.CHL	.IA	Banmédica S.A.	Ownership	100.000	UnitedHealth Group Incorporated		
		.00000					Isapre Vida Tres S.A.	.CHL	.IA	Banmédica S.A.	Ownership	100.000	UnitedHealth Group Incorporated		
		.00000	20-5337793				Johnston Surgicare, L.P.	.RI	.NIA	Blackstone Valley Surgicare GP, LLC	Ownership	99.000	UnitedHealth Group Incorporated		
		.00000	20-5337793				Johnston Surgicare, L.P.	.RI	.NIA	Surgery Center Holding, LLC	Ownership	1.000	UnitedHealth Group Incorporated		
		.00000	74-2544709				Joliet Surgery Center Limited Partnership	.IL	.NIA	Surgicare of Joliet, Inc.	Ownership	55.030	UnitedHealth Group Incorporated		2
		.00000	98-1456202				Laboratorio ROE S.A.	.PER	.NIA	Pacifico S.A. Entidad Prestadora de Salud	Ownership	99.990	UnitedHealth Group Incorporated		1
		.00000					Laboratorios Médicos Amed Quilpué S.A.	.CHL	.NIA	Centromed Quilpué S.A.	Ownership	99.900	UnitedHealth Group Incorporated		
		.00000					Laboratorios Médicos Amed Quilpué S.A.	.CHL	.NIA	Servicios Amed Quilpué S.A.	Ownership	0.100	UnitedHealth Group Incorporated		
		.00000	61-1028180				Lexington Surgery Center, Ltd.	.KY	.NIA	Surgery Center of Lexington, LLC	Influence	73.000	UnitedHealth Group Incorporated		5
		.00000	36-3468942				LGH-A/GOLF ASTC, L.L.C.	.OH	.NIA	Advocate-SCA Partners, LLC	Influence	36.950	UnitedHealth Group Incorporated		5
							Lifeprint Accountable Care Organization, LLC								
		.00000	32-0409538					.DE	.NIA	Collaborative Care Holdings, LLC	Ownership	100.000	UnitedHealth Group Incorporated		
		.00000	45-3143218				Lifeprint East, Inc.	.DE	.NIA	Collaborative Care Holdings, LLC	Ownership	100.000	UnitedHealth Group Incorporated		
		.00000	27-2309024				LifePrint Health, Inc.	.DE	.NIA	Collaborative Care Holdings, LLC	Ownership	100.000	UnitedHealth Group Incorporated		
		.00000	58-2305878				Lifelife I. Ltd. Co.	.GA	.NIA	HealthSCOPE Benefits, Inc.	Ownership	100.000	UnitedHealth Group Incorporated		
		.00000	39-1974851				Logistics Health, Inc.	.WI	.NIA	OptumHealth Holdings, LLC	Ownership	100.000	UnitedHealth Group Incorporated		
		.00000	98-1337963				Lotten-Eyes Oftalmologia Clínica e Cirurgica Ltda.	.BRA	.NIA	Hospital Alvorada de Taguatinga Ltda.	Ownership	99.990	UnitedHealth Group Incorporated		2
		.00000	98-1337963				Lotten-Eyes Oftalmologia Clínica e Cirurgica Ltda.	.BRA	.NIA	Esho – Empresa de Serviços Hospitalares S.A.	Ownership	0.000	UnitedHealth Group Incorporated		2
		.00000	62-1179566				Louisville S.C., Ltd.	.KY	.NIA	Surgery Center of Louisville, LLC	Ownership	62.400	UnitedHealth Group Incorporated		2
		.00000	62-1179538				Louisville-SC Properties, Inc.	.KY	.NIA	SC Affiliates, LLC	Ownership	100.000	UnitedHealth Group Incorporated		
		.00000	36-4119519				Loyola Ambulatory Surgery Center at Oakbrook, Inc.	.IL	.NIA	ASC Network, LLC	Ownership	100.000	UnitedHealth Group Incorporated		
		.00000	36-4119522				Loyola Ambulatory Surgery Center at Oakbrook, L.P.	.IL	.NIA	Loyola Ambulatory Surgery Center at Oakbrook, Inc.	Influence	45.000	UnitedHealth Group Incorporated		5
		.00000	98-1137620				Lusiadas – Parcerias Cascais, S.A.	.PRT	.NIA	Lusiadas, SGPS, S.A.	Ownership	100.000	UnitedHealth Group Incorporated		
		.00000	98-1139095				Lusiadas A.C.E.	.PRT	.NIA	Lusiadas, SGPS, S.A.	Ownership	55.000	UnitedHealth Group Incorporated		
		.00000	98-1139095				Lusiadas A.C.E.	.PRT	.NIA	Lusiadas, S.A.	Ownership	20.000	UnitedHealth Group Incorporated		
		.00000	98-1139095				Lusiadas A.C.E.	.PRT	.NIA	CLISA – Clínica de Santo António, S.A.	Ownership	10.000	UnitedHealth Group Incorporated		
		.00000	98-1139095				Lusiadas A.C.E.	.PRT	.NIA	Lusiadas – Parcerias Cascais, S.A.	Ownership	10.000	UnitedHealth Group Incorporated		
		.00000	98-1139095				Lusiadas A.C.E.	.PRT	.NIA	Clínica Médico Cirúrgica de Santa Tecla, S.A.	Ownership	5.000	UnitedHealth Group Incorporated		
		.00000	98-1139089				Lusiadas, S.A.	.PRT	.NIA	Lusiadas, SGPS, S.A.	Ownership	100.000	UnitedHealth Group Incorporated		
		.00000	98-1138570				Lusiadas, SGPS, S.A.	.PRT	.NIA	AMIL International	Ownership	100.000	UnitedHealth Group Incorporated		
		.00000	52-2129787				MAMSI Insurance Resources, LLC	.MD	.NIA	OneNet PPO, LLC	Ownership	100.000	UnitedHealth Group Incorporated		
		.60321	52-1803283				MAMSI Life and Health Insurance Company	.MD	.IA	United HealthCare Services, Inc.	Ownership	100.000	UnitedHealth Group Incorporated		
		.00000	14-1782475				Managed Physical Network, Inc.	.NY	.NIA	OptumHealth Care Solutions, LLC	Ownership	100.000	UnitedHealth Group Incorporated		
		.00000	20-2880404				March Holdings, Inc.	.CA	.NIA	Specialty Benefits, LLC	Ownership	7.353	UnitedHealth Group Incorporated		2
		.00000	95-4874334				March Vision Care Group, Incorporated	.CA	.OTH	California Spring Holdings, PC	Influence	0.000	UnitedHealth Group Incorporated		4
		.00000	27-3115058				March Vision Care IPA, Inc.	.NY	.OTH	California Spring Holdings, PC	Influence	0.000	UnitedHealth Group Incorporated		4
		.00000	20-3042852				March Vision Care, Inc.	.CA	.NIA	March Holdings, Inc.	Ownership	100.000	UnitedHealth Group Incorporated		
		.00000	26-2637247				Marin Specialty Surgery Center, LLC	.CA	.NIA	MGH/SCA, LLC	Influence	51.000	UnitedHealth Group Incorporated		5
		.00000	26-2601943				Marin Surgery Holdings, Inc.	.DE	.NIA	SC Affiliates, LLC	Ownership	100.000	UnitedHealth Group Incorporated		
		.00000	52-1456812				Maryland Ambulatory Centers	.MD	.NIA	Maryland-SCA Centers, LLC	Ownership	50.000	UnitedHealth Group Incorporated		2
		.00000	52-1401791				Maryland-SCA Centers, LLC	.DE	.NIA	SC Affiliates, LLC	Ownership	100.000	UnitedHealth Group Incorporated		
		.00000					Massachusetts Assurace Co., Ltd.	.CYM	.NIA	Collaborative Care Holdings, LLC	Ownership	100.000	UnitedHealth Group Incorporated		
		.00000	20-0815305				Massachusetts Avenue Surgery Center, LLC	.MD	.NIA	SCA-Bethesda, LLC	Ownership	56.690	UnitedHealth Group Incorporated		2
		.00000	43-1967820				Mat-Rx Development, L.L.C.	.TX	.OTH	WellMed Networks, Inc.	Influence	0.000	UnitedHealth Group Incorporated		4
		.00000	42-1741594				MD Ops, Inc.	.CA	.NIA	North American Medical Management California, Inc.	Ownership	100.000	UnitedHealth Group Incorporated		
		.96310	52-1169135				MD-Individual Practice Association, Inc.	.MD	.IA	United HealthCare Services, Inc.	Ownership	100.000	UnitedHealth Group Incorporated		
		.00000	83-1183650				ME AHS UC LLC	.DE	.NIA	Urgent Care MSO, LLC	Ownership	70.000	UnitedHealth Group Incorporated		2
		.00000	81-0936574				ME Urgent Care Nebraska, Inc.	.NE	.OTH	Physician(s) owned	Influence	0.000	UnitedHealth Group Incorporated		4

SCHEDULE Y
PART 1A - DETAIL OF INSURANCE HOLDING COMPANY SYSTEM

1	2	3	4	5	6	7	8	9	10	11	12	13	14	15	16
Group Code	Group Name	NAIC Company Code	ID Number	Federal RSSD	CIK	Name of Securities Exchange if Publicly Traded (U.S. or International)	Names of Parent, Subsidiaries Or Affiliates	Domi-ciliary Location	Relation-ship to Reporting Entity	Directly Controlled by (Name of Entity/Person)	Type of Control (Ownership, Board, Management, Attorney-in-Fact, Influence, Other)	If Control is Owner-ship Provide Percen-tage	Ultimate Controlling Entity(ies)/Person(s)	Is an SCA Filing Re-quired? (Y/N)	*
		.00000	98-1286220				Medalliance Net Ltda.BRA	NIA.....	Optum Health & Technology Serviços do Brasil Ltda.	Ownership.....	100.000	UnitedHealth Group Incorporated		
		.00000	98-1286220				Medalliance Net Ltda.BRA	NIA.....	UHG Brasil Participações S.A.	Ownership.....	0.000	UnitedHealth Group Incorporated		
		.00000	52-2178531				MEDEX Insurance Services, Inc.MD	NIA.....	FrontierMEDEX, Inc.	Ownership.....	100.000	UnitedHealth Group Incorporated		
		.00000	20-3824377				MedExpress Development, LLCFL	NIA.....	Urgent Care MSO, LLC	Ownership.....	100.000	UnitedHealth Group Incorporated		
		.00000	81-1265129				MedExpress Employed Services, Inc.DE	OTH.....	Physician(s) owned	Influence.....	0.000	UnitedHealth Group Incorporated		.4
		.00000	81-4550969				MedExpress Primary Care Arizona P.C.AZ	OTH.....	Physician(s) owned	Influence.....	0.000	UnitedHealth Group Incorporated		.4
		.00000	81-4605885				MedExpress Primary Care Kansas, P.A.KS	OTH.....	Physician(s) owned	Influence.....	0.000	UnitedHealth Group Incorporated		.4
		.00000	82-3384324				MedExpress Primary Care Maryland, P.C.MD	OTH.....	Physician(s) owned	Influence.....	0.000	UnitedHealth Group Incorporated		.4
		.00000	82-1096099				MedExpress Primary Care Massachusetts, P.C.MA	OTH.....	Physician(s) owned	Influence.....	0.000	UnitedHealth Group Incorporated		.4
		.00000	81-4396738				MedExpress Primary Care Minnesota P.C.MN	OTH.....	Physician(s) owned	Influence.....	0.000	UnitedHealth Group Incorporated		.4
		.00000	83-1077265				MedExpress Primary Care Oklahoma, P.C.OK	OTH.....	Physician(s) owned	Influence.....	0.000	UnitedHealth Group Incorporated		.4
							MedExpress Primary Care South Carolina, P.C.								
		.00000	83-0764858					.SC	OTH.....	Physician(s) owned	Influence.....	0.000	UnitedHealth Group Incorporated		.4
		.00000	82-3395792				MedExpress Primary Care Virginia, P.C.VA	OTH.....	Physician(s) owned	Influence.....	0.000	UnitedHealth Group Incorporated		.4
		.00000	82-4401181				MedExpress Primary Care West Virginia, Inc.WV	OTH.....	Physician(s) owned	Influence.....	0.000	UnitedHealth Group Incorporated		.4
		.00000	81-4563448				MedExpress Primary Care Wisconsin, S.C.WI	OTH.....	Physician(s) owned	Influence.....	0.000	UnitedHealth Group Incorporated		.4
		.00000	45-5388778				MedExpress Urgent Care – New Jersey, P.C.NJ	OTH.....	Physician(s) owned	Influence.....	0.000	UnitedHealth Group Incorporated		.4
							MedExpress Urgent Care – Northern New Jersey PCNJ	OTH.....	Physician(s) owned	Influence.....	0.000	UnitedHealth Group Incorporated		.4
		.00000	83-2089623												
		.00000	32-0533926				MedExpress Urgent Care Alabama, LLCAL	NIA.....	Urgent Care Holdings, Inc.	Ownership.....	100.000	UnitedHealth Group Incorporated		
		.00000	81-4030280				MedExpress Urgent Care Arizona, P.C.AZ	OTH.....	Physician(s) owned	Influence.....	0.000	UnitedHealth Group Incorporated		.4
		.00000	46-4348120				MedExpress Urgent Care Arkansas, P.A.AR	OTH.....	Physician(s) owned	Influence.....	0.000	UnitedHealth Group Incorporated		.4
		.00000	82-0930142				MedExpress Urgent Care California, P.C.CA	OTH.....	Physician(s) owned	Influence.....	0.000	UnitedHealth Group Incorporated		.4
		.00000	81-1956812				MedExpress Urgent Care Connecticut, P.C.CT	OTH.....	Physician(s) owned	Influence.....	0.000	UnitedHealth Group Incorporated		.4
		.00000	82-1135336				MedExpress Urgent Care Idaho, P.C.ID	OTH.....	Physician(s) owned	Influence.....	0.000	UnitedHealth Group Incorporated		.4
		.00000	47-4308614				MedExpress Urgent Care Illinois, P.C.IL	OTH.....	Physician(s) owned	Influence.....	0.000	UnitedHealth Group Incorporated		.4
		.00000	81-5353472				MedExpress Urgent Care Iowa, P.C.IA	OTH.....	Physician(s) owned	Influence.....	0.000	UnitedHealth Group Incorporated		.4
		.00000	47-1919283				MedExpress Urgent Care Kansas, P.A.KS	OTH.....	Physician(s) owned	Influence.....	0.000	UnitedHealth Group Incorporated		.4
		.00000	82-1719888				MedExpress Urgent Care Maine, Inc.ME	NIA.....	Urgent Care Holdings, Inc.	Ownership.....	100.000	UnitedHealth Group Incorporated		
		.00000	81-1125396				MedExpress Urgent Care Minnesota P.C.MN	OTH.....	Physician(s) owned	Influence.....	0.000	UnitedHealth Group Incorporated		.4
		.00000	47-3132625				MedExpress Urgent Care Missouri P.C.MO	OTH.....	Physician(s) owned	Influence.....	0.000	UnitedHealth Group Incorporated		.4
		.00000	82-0631738				MedExpress Urgent Care New Hampshire, Inc.NH	NIA.....	Urgent Care Holdings, Inc.	Ownership.....	100.000	UnitedHealth Group Incorporated		
		.00000	81-5138747				MedExpress Urgent Care North Carolina, P.C.NC	OTH.....	Physician(s) owned	Influence.....	0.000	UnitedHealth Group Incorporated		.4
							MedExpress Urgent Care of Boynton Beach, LLC								
		.00000	20-2545363					.FL	NIA.....	MedExpress Development, LLC	Ownership.....	100.000	UnitedHealth Group Incorporated		
		.00000	82-1919436				MedExpress Urgent Care Oregon, P.C.OR	OTH.....	Physician(s) owned	Influence.....	0.000	UnitedHealth Group Incorporated		.4
		.00000	81-5362765				MedExpress Urgent Care Rhode Island, P.C.RI	OTH.....	Physician(s) owned	Influence.....	0.000	UnitedHealth Group Incorporated		.4
		.00000	81-5380706				MedExpress Urgent Care South Carolina, P.C.SC	OTH.....	Physician(s) owned	Influence.....	0.000	UnitedHealth Group Incorporated		.4
		.00000	47-5147441				MedExpress Urgent Care Texas, P.A.TX	OTH.....	Physician(s) owned	Influence.....	0.000	UnitedHealth Group Incorporated		.4
		.00000	82-2443118				MedExpress Urgent Care Washington, P.C.WA	OTH.....	Physician(s) owned	Influence.....	0.000	UnitedHealth Group Incorporated		.4
		.00000	81-4281678				MedExpress Urgent Care Wisconsin, S.C.WI	OTH.....	Physician(s) owned	Influence.....	0.000	UnitedHealth Group Incorporated		.4
		.00000					MedExpress Urgent Care, Inc. – OhioOH	NIA.....	Urgent Care Holdings, Inc.	Ownership.....	100.000	UnitedHealth Group Incorporated		
							MedExpress Urgent Care, Inc. – West Virginia								
		.00000	26-4546400					.WV	OTH.....	Physician(s) owned	Influence.....	0.000	UnitedHealth Group Incorporated		.4
		.00000	47-1804667				MedExpress Urgent Care, P.C. – GeorgiaGA	OTH.....	Physician(s) owned	Influence.....	0.000	UnitedHealth Group Incorporated		.4
		.00000	90-0929572				MedExpress Urgent Care, P.C. – IndianaIN	OTH.....	Physician(s) owned	Influence.....	0.000	UnitedHealth Group Incorporated		.4
		.00000	45-3461101				MedExpress Urgent Care, P.C. – MarylandMD	OTH.....	Physician(s) owned	Influence.....	0.000	UnitedHealth Group Incorporated		.4
							MedExpress Urgent Care, P.C. – Massachusetts								
		.00000	47-1857908					.MA	OTH.....	Physician(s) owned	Influence.....	0.000	UnitedHealth Group Incorporated		.4
		.00000	46-4793937				MedExpress Urgent Care, P.C. – MichiganMI	OTH.....	Physician(s) owned	Influence.....	0.000	UnitedHealth Group Incorporated		.4
		.00000	47-1824365				MedExpress Urgent Care, P.C. – OklahomaOK	OTH.....	Physician(s) owned	Influence.....	0.000	UnitedHealth Group Incorporated		.4
		.00000	26-3750502				MedExpress Urgent Care, P.C. – PennsylvaniaPA	OTH.....	Physician(s) owned	Influence.....	0.000	UnitedHealth Group Incorporated		.4
		.00000	45-4973138				MedExpress Urgent Care, P.C. – TennesseeTN	OTH.....	Physician(s) owned	Influence.....	0.000	UnitedHealth Group Incorporated		.4

SCHEDULE Y
PART 1A - DETAIL OF INSURANCE HOLDING COMPANY SYSTEM

1	2	3	4	5	6	7	8	9	10	11	12	13	14	15	16
Group Code	Group Name	NAIC Company Code	ID Number	Federal RSSD	CIK	Name of Securities Exchange if Publicly Traded (U.S. or International)	Names of Parent, Subsidiaries Or Affiliates	Domi-ciliary Location	Relation-ship to Reporting Entity	Directly Controlled by (Name of Entity/Person)	Type of Control (Ownership, Board, Management, Attorney-in-Fact, Influence, Other)	If Control is Owner-ship Provide Per-centage	Ultimate Controlling Entity(ies)/Person(s)	Is an SCA Filing Re-quired? (Y/N)	*
		.00000	45-3123110				MedExpress Urgent Care, P.C. – Virginia	VA	OTH	Physician(s) owned	Influence	0.000	UnitedHealth Group Incorporated		.4
		.00000	83-1565124				MedExpress Urgent Care, P.S.C. – Kentucky	KY	OTH	Physician(s) owned	Influence	0.000	UnitedHealth Group Incorporated		.4
		.00000	45-5436856				MedExpress, Inc. – Delaware	DE	OTH	Physician(s) owned	Influence	0.000	UnitedHealth Group Incorporated		.4
		.12756	20-3391186				Medica Health Plans of Florida, Inc.	FL	IA	United HealthCare Services, Inc.	Ownership	100.000	UnitedHealth Group Incorporated		
.0707	UnitedHealth Group Incorporated		.12155				Medica HealthCare Plans, Inc.	FL	IA	United HealthCare Services, Inc.	Ownership	100.000	UnitedHealth Group Incorporated		
.0707	UnitedHealth Group Incorporated		.00000				Medical Clinic of North Texas PLLC	TX	NIA	USMD Affiliated Services	Ownership	100.000	UnitedHealth Group Incorporated		
			.00000				Medical Hilfe S.A.	CHL	NIA	Home Medical S.A.	Ownership	100.000	UnitedHealth Group Incorporated		
							Medical Support Los Angeles, A Medical Corporation	CA	OTH	Physician(s) owned	Influence	0.000	UnitedHealth Group Incorporated		.4
			.00000				Medical Surgical Centers of America, Inc.	DE	NIA	ASC Network, LLC	Ownership	100.000	UnitedHealth Group Incorporated		
			.00000				Medical Transportation Services, LLC	FL	NIA	United HealthCare Services, Inc.	Ownership	100.000	UnitedHealth Group Incorporated		
			.00000				Medication Management Systems, Inc.	MN	NIA	Genoa Healthcare LLC	Ownership	100.000	UnitedHealth Group Incorporated		
			.00000				MedSynergies, LLC	DE	NIA	Mustang Razorback Holdings, Inc.	Ownership	100.000	UnitedHealth Group Incorporated		
			.00000				Melbourne Surgery Center, LLC	GA	NIA	Surgical Care Partners of Melbourne, LLC	Ownership	100.000	UnitedHealth Group Incorporated		
			.00000				Memorial City Holdings, LLC	DE	NIA	SCA-Memorial City, LLC	Ownership	51.000	UnitedHealth Group Incorporated		.2
			.00000				Memorial City Partners, LLC	DE	NIA	Memorial City Holdings, LLC	Ownership	51.000	UnitedHealth Group Incorporated		.2
			.00000				Memorial Healthcare IPA, GP	CA	OTH	MHIPA Physician Two Holdco, A Medical Corporation	Influence	0.000	UnitedHealth Group Incorporated		.4
			.00000				Memorial Healthcare IPA, GP	CA	OTH	MH Physician Three Holdco, A Medical Corporation	Influence	0.000	UnitedHealth Group Incorporated		.4
			.00000				MemorialCare Surgical Center at Orange Coast, LLC	CA	NIA	Beach Surgical Holdings, LLC	Influence	51.000	UnitedHealth Group Incorporated		.5
			.00000				MemorialCare Surgical Center at Saddleback, LLC	CA	NIA	Beach Surgical Holdings, LLC	Influence	53.050	UnitedHealth Group Incorporated		.5
			.00000				Memphis-SC, LLC	TN	NIA	SCA-Shelby Development Corp.	Ownership	100.000	UnitedHealth Group Incorporated		
			.00000				Memphis-SP, LLC	TN	NIA	Shelby Surgery Properties, Inc.	Ownership	100.000	UnitedHealth Group Incorporated		
			.00000				Mesquite Liberty, LLC	NV	NIA	Sierra Health Services, Inc.	Ownership	80.357	UnitedHealth Group Incorporated		.2
			.00000				Metropolitan Medical Partners, LLC	MD	NIA	SCA-Chevy Chase, LLC	Ownership	60.830	UnitedHealth Group Incorporated		.2
			.00000				Metropolitan Medical Transportation IPA, LLC	NY	NIA	TriMed, LLC	Ownership	100.000	UnitedHealth Group Incorporated		
			.00000				MGH/SCA, LLC	CA	NIA	Marin Surgery Holdings, Inc.	Influence	99.000	UnitedHealth Group Incorporated		.5
			.00000				MHC Real Estate Holdings, LLC	CA	NIA	Monarch Management Services, Inc.	Ownership	100.000	UnitedHealth Group Incorporated		
			.00000				MHCH, Inc.	CA	OTH	Monarch HealthCare, A Medical Group, Inc.	Influence	0.000	UnitedHealth Group Incorporated		.4
			.00000				MIAMI SURGERY CENTER, LLC	DE	NIA	SCA-Doral, LLC	Ownership	50.180	UnitedHealth Group Incorporated		.2
			.00000				Midlands Orthopaedics Surgery Center, LLC	SC	NIA	SCA-Midlands, LLC	Influence	49.000	UnitedHealth Group Incorporated		.5
			.00000				Midwest Center for Day Surgery, LLC	IL	NIA	Advocate-SCA Partners, LLC	Ownership	53.880	UnitedHealth Group Incorporated		.2
							Mid-West National Life Insurance Company of Tennessee	TX	IA	HealthMarkets, LLC	Ownership	100.000	UnitedHealth Group Incorporated		
.0707	UnitedHealth Group Incorporated	.66087	62-0724538				Mile High SurgiCenter, LLC	CO	NIA	SCA-Mile High Holdings, LLC	Ownership	55.000	UnitedHealth Group Incorporated		.2
			.00000				Mississippi Surgery Holdings, LLC	DE	NIA	SCA Surgery Holdings, LLC	Ownership	100.000	UnitedHealth Group Incorporated		
			.00000				Mobile Medical Services, P.C.	NV	OTH	Physician(s) owned	Influence	0.000	UnitedHealth Group Incorporated		.4
			.00000				Mobile-SC, LTD.	AL	NIA	SCA-Mobile, LLC	Influence	33.000	UnitedHealth Group Incorporated		.5
			.00000				Modern Medical, Inc.	OH	NIA	Healthcare Solutions, Inc.	Ownership	100.000	UnitedHealth Group Incorporated		
			.00000				Monarch Health Plan, Inc.	CA	OTH	Monarch HealthCare, A Medical Group, Inc.	Influence	0.000	UnitedHealth Group Incorporated		.4
							Monarch HealthCare, A Medical Group, Inc.	CA	OTH	MH Physician Three Holdco, A Medical Corporation	Influence	0.000	UnitedHealth Group Incorporated		.4
			.00000				Monarch Hospice, LLC	CA	OTH	MHCH, Inc.	Influence	0.000	UnitedHealth Group Incorporated		.4
			.00000				Monarch Management Services, Inc.	DE	NIA	Collaborative Care Holdings, LLC	Ownership	100.000	UnitedHealth Group Incorporated		
							Montgomery Surgery Center Limited Partnership	MD	NIA	Maryland Ambulatory Centers	Ownership	77.000	UnitedHealth Group Incorporated		.2
			.00000				Mosaic Management Services, Inc.	CA	OTH	Talbert Medical Group, P.C.	Influence	0.000	UnitedHealth Group Incorporated		.4
			.00000				MSIA Management LLC	DE	NIA	Logistics Health, Inc.	Ownership	100.000	UnitedHealth Group Incorporated		
			.00000				Mt. Pleasant Surgery Center, L.P.	TN	NIA	SCA-Mt. Pleasant, LLC	Ownership	98.000	UnitedHealth Group Incorporated		.2

SCHEDULE Y
PART 1A - DETAIL OF INSURANCE HOLDING COMPANY SYSTEM

1	2	3	4	5	6	7	8	9	10	11	12	13	14	15	16
Group Code	Group Name	NAIC Company Code	ID Number	Federal RSSD	CIK	Name of Securities Exchange if Publicly Traded (U.S. or International)	Names of Parent, Subsidiaries Or Affiliates	Domi-ciliary Location	Relation-ship to Reporting Entity	Directly Controlled by (Name of Entity/Person)	Type of Control (Ownership, Board, Management, Attorney-in-Fact, Influence, Other)	If Control is Owner-ship Provide Percen-tage	Ultimate Controlling Entity(ies)/Person(s)	Is an SCA Filing Re-quired? (Y/N)	*
		.00000	98-1285432				Multiangio Ltda.	.BRA	NIA	Esho – Empresa de Serviços Hospitalares S.A.	Ownership	93.000	UnitedHealth Group Incorporated		2
		.00000	20-4209261				Muskogee Surgical Investors, LLC	.OK	NIA	Surgery Center of Muskogee, LLC	Ownership	100.000	UnitedHealth Group Incorporated		
		.00000	47-1935798				Mustang Razorback Holdings, Inc.	.DE	NIA	OptumInsight, Inc.	Ownership	100.000	UnitedHealth Group Incorporated		
		.00000	26-2564744				My Wellness Solutions, LLC	.DE	NIA	OptumHealth Care Solutions, LLC	Ownership	100.000	UnitedHealth Group Incorporated		
		.00000	20-3236839				NAMM Holdings, Inc.	.DE	NIA	Aveta Inc.	Ownership	100.000	UnitedHealth Group Incorporated		
		.00000	56-2627070				NAMM Medical Group Holdings, Inc.	.CA	OTH	Physician(s) owned	Influence	0.000	UnitedHealth Group Incorporated		4
		.00000	61-1627269				NAMM MGH, Inc.	.CA	OTH	Physician(s) owned	Influence	0.000	UnitedHealth Group Incorporated		4
		.00000	62-1468431				Nashville-SCA Surgery Centers, Inc.	.TN	NIA	SC Affiliates, LLC	Ownership	100.000	UnitedHealth Group Incorporated		
		.00000	47-2336925				National MedTrans, LLC	.NY	NIA	Specialty Benefits, LLC	Ownership	100.000	UnitedHealth Group Incorporated		
.0707	UnitedHealth Group Incorporated	.95251	76-0196559				National Pacific Dental, Inc.	.TX	.IA	Dental Benefit Providers, Inc.	Ownership	100.000	UnitedHealth Group Incorporated		
		.00000	36-3549627				National Surgery Centers, LLC	.DE	NIA	Surgical Care Affiliates, LLC	Ownership	100.000	UnitedHealth Group Incorporated		
.0707	UnitedHealth Group Incorporated	.95123	65-0996107				Neighborhood Health Partnership, Inc.	.FL	.IA	UnitedHealthcare, Inc.	Ownership	100.000	UnitedHealth Group Incorporated		
		.00000	20-4755277				Netwerkes, LLC	.TN	NIA	Optum360 Solutions, LLC	Ownership	100.000	UnitedHealth Group Incorporated		
.0707	UnitedHealth Group Incorporated	.95758	88-0228572				Nevada Pacific Dental	.NV	.IA	Dental Benefit Providers, Inc.	Ownership	100.000	UnitedHealth Group Incorporated		
							New Orleans Regional Physician Hospital Organization, L.L.C.	.LA	NIA	UnitedHealthcare, Inc.	Ownership	100.000	UnitedHealth Group Incorporated		
		.00000	84-1250135				New West Physicians, Inc.	.CO	NIA	Newton Holdings, LLC	Ownership	100.000	UnitedHealth Group Incorporated		
		.00000					Newton Holdings, LLC	.DE	NIA	Collaborative Care Holdings, LLC	Ownership	80.100	UnitedHealth Group Incorporated		2
							North American Medical Management California, Inc.	.TN	NIA	NAMM Holdings, Inc.	Ownership	100.000	UnitedHealth Group Incorporated		
		.00000	33-0673955				North Dallas Surgical Center, LLC	.DE	NIA	THR-SCA Holdings, LLC	Influence	51.000	UnitedHealth Group Incorporated		5
		.00000	27-2248103				Northern Nevada Health Network, Inc.	.NV	NIA	Sierra Health Services, Inc.	Ownership	100.000	UnitedHealth Group Incorporated		
		.00000	88-0245121				Northern Rockies Surgicenter, Inc.	.MT	NIA	National Surgery Centers, LLC	Ownership	100.000	UnitedHealth Group Incorporated		
			81-0399251							Healthcare Partners Affiliates Medical Group	Influence	0.000	UnitedHealth Group Incorporated		4
		.00000					Northridge Medical Group, Inc.	.CA	OTH	Surgery Center Holding, LLC	Ownership	100.000	UnitedHealth Group Incorporated		
		.00000	37-1007387				Northwest Surgicare, LLC	.DE	NIA	Northwest Surgicare, LLC	Ownership	62.000	UnitedHealth Group Incorporated		2
		.00000	75-2494046				Northwest Surgicare, Ltd.	.IL	NIA	Everett Physicians, Inc. P.S.	Influence	0.000	UnitedHealth Group Incorporated		4
		.00000					NPN IPA Washington, PLLC	.WA	OTH	National Surgery Centers, LLC	Ownership	100.000	UnitedHealth Group Incorporated		
		.00000	56-1754480				NSC Fayetteville, LLC	.DE	NIA	National Surgery Centers, LLC	Ownership	100.000	UnitedHealth Group Incorporated		
		.00000	56-1775016				NSC Greensboro, LLC	.DE	NIA	National Surgery Centers, LLC	Ownership	100.000	UnitedHealth Group Incorporated		
		.00000	36-4210296				NSC Lancaster, LLC	.DE	NIA	National Surgery Centers, LLC	Ownership	100.000	UnitedHealth Group Incorporated		
		.00000	91-1553479				NSC Seattle, Inc.	.WA	NIA	National Surgery Centers, LLC	Ownership	100.000	UnitedHealth Group Incorporated		
		.00000	33-0812824				NSC Upland, LLC	.DE	NIA	National Surgery Centers, LLC	Ownership	100.000	UnitedHealth Group Incorporated		
		.00000	83-4364718				OC Cardiology Practice Partners, LLC	.DE	NIA	SC Affiliates, LLC	Ownership	100.000	UnitedHealth Group Incorporated		
		.00000	98-1454609				Omesa S.A.	.CHL	NIA	Vidaintegra S.A.	Ownership	99.990	UnitedHealth Group Incorporated		
		.00000	98-1454609				Omesa S.A.	.CHL	NIA	Saden S.A.	Ownership	0.010	UnitedHealth Group Incorporated		
		.00000	98-1456252				Oncocare S.A.C.	.PER	NIA	Pacifico S.A. Entidad Prestadora de Salud	Ownership	80.000	UnitedHealth Group Incorporated		2
		.00000	52-2129786				OneNet PPO, LLC	.MD	NIA	UnitedHealthcare Insurance Company	Ownership	100.000	UnitedHealth Group Incorporated		
		.00000	26-1914835				OPHTHALMOLOGY SURGERY CENTER OF DALLAS, LLC	.TX	NIA	THR-SCA Holdings, LLC	Influence	51.000	UnitedHealth Group Incorporated		5
.0707	UnitedHealth Group Incorporated	.96940	52-1518174				Optimum Choice, Inc.	.MD	.IA	United HealthCare Services, Inc.	Ownership	100.000	UnitedHealth Group Incorporated		
		.00000	47-0858534	3202702			Optum Bank, Inc.	.UT	NIA	OptumHealth Financial Services, Inc.	Ownership	100.000	UnitedHealth Group Incorporated		
		.00000	36-3437660				Optum Biometrics, Inc.	.IL	NIA	OptumHealth Care Solutions, LLC	Ownership	100.000	UnitedHealth Group Incorporated		
		.00000	26-0683057				Optum Care Services Company	.TN	NIA	Inspiris, Inc.	Ownership	100.000	UnitedHealth Group Incorporated		
		.00000	83-1959511				Optum Care, Inc.	.DE	NIA	Collaborative Care Services, Inc.	Ownership	100.000	UnitedHealth Group Incorporated		
		.00000	75-2778455				Optum Clinic, P.A.	.TX	OTH	Physician(s) owned	Influence	0.000	UnitedHealth Group Incorporated		4
		.00000	37-1782217				Optum Clinics Holdings, Inc.	.DE	NIA	Collaborative Care Holdings, LLC	Ownership	100.000	UnitedHealth Group Incorporated		
		.00000	38-3969193				Optum Clinics Intermediate Holdings, Inc.	.DE	NIA	Optum Clinics Holdings, Inc.	Ownership	100.000	UnitedHealth Group Incorporated		
		.00000					Optum Digital Health Holdings, LLC	.DE	NIA	Consumer Wellness Solutions, Inc.	Ownership	100.000	UnitedHealth Group Incorporated		
										UnitedHealthcare International VIII S.a r.l.	Ownership	100.000	UnitedHealth Group Incorporated		
		.00000	98-1325466				Optum Finance (Ireland) Unlimited Company	.IRL	NIA		Ownership	100.000	UnitedHealth Group Incorporated		
		.00000	98-1103015				Optum Global Solutions (India) Private Limited	.IND	NIA	Optum Global Solutions International B.V.	Ownership	99.999	UnitedHealth Group Incorporated		

SCHEDULE Y
PART 1A - DETAIL OF INSURANCE HOLDING COMPANY SYSTEM

1	2	3	4	5	6	7	8	9	10	11	12 Type of Control (Ownership, Board, Management, Attorney-in-Fact, Influence, Other)	13 If Control is Owner- ship Provide Percent- age	14 Ultimate Controlling Entity(ies)/Person(s)	15 Is an SCA Filing Re- quired? (Y/N)	16 *
Group Code	Group Name	NAIC Company Code	ID Number	Federal RSSD	CIK	Name of Securities Exchange if Publicly Traded (U.S. or International)	Names of Parent, Subsidiaries Or Affiliates	Domi- ciliary Loca- tion	Relation- ship to Reporting Entity	Directly Controlled by (Name of Entity/Person)					
		.00000	98-1103015				Optum Global Solutions (India) Private Limited	.IND	NIA	UnitedHealth International, Inc.	Ownership	0.001	UnitedHealth Group Incorporated		
		.00000	98-1097776				Optum Global Solutions (Philippines), Inc.	.PHL	NIA	Optum Global Solutions International B.V.	Ownership	99.992	UnitedHealth Group Incorporated		2
		.00000	98-1201187				Optum Global Solutions International B.V.	.NLD	NIA	Optum Technology, Inc.	Ownership	97.480	UnitedHealth Group Incorporated		
		.00000	98-1201187				Optum Global Solutions International B.V.	.NLD	NIA	OptumHealth International B.V.	Ownership	2.520	UnitedHealth Group Incorporated		
		.00000	04-3574101				Optum Government Solutions, Inc.	.DE	NIA	OptumInsight, Inc.	Ownership	100.000	UnitedHealth Group Incorporated		
		.00000					Optum Growth Partners, LLC	.DE	NIA	Optum, Inc.	Ownership	100.000	UnitedHealth Group Incorporated		
		.00000					Optum Health & Technology (Hong Kong) Limited	.CHN	NIA	OptumHealth International B.V.	Ownership	100.000	UnitedHealth Group Incorporated		
		.00000	98-1095799				Optum Health & Technology (India) Private Limited	.IND	NIA	OptumHealth International B.V.	Ownership	99.999	UnitedHealth Group Incorporated		
		.00000	98-1095799				Optum Health & Technology (India) Private Limited	.IND	NIA	United Behavioral Health	Ownership	0.001	UnitedHealth Group Incorporated		
		.00000	98-1097886				Optum Health & Technology (Singapore) Pte. Ltd.	.SGP	NIA	OptumHealth International B.V.	Ownership	100.000	UnitedHealth Group Incorporated		
		.00000	20-2149493				Optum Health & Technology (US), LLC	.MO	NIA	OptumHealth Holdings, LLC	Ownership	100.000	UnitedHealth Group Incorporated		
		.00000	43-1747235				Optum Health & Technology Holdings (US), Inc.	.MO	NIA	Optum, Inc.	Ownership	100.000	UnitedHealth Group Incorporated		
		.00000	98-1184561				Optum Health & Technology Serviços do Brasil Ltda.	.BRA	NIA	Optum Global Solutions International B.V.	Ownership	99.998	UnitedHealth Group Incorporated		
		.00000	98-1184561				Optum Health & Technology Serviços do Brasil Ltda.	.BRA	NIA	OptumInsight, Inc.	Ownership	0.002	UnitedHealth Group Incorporated		
		.00000	98-1276517				Optum Health and Technology FZ-LLC	.ARE	NIA	Optum Global Solutions International B.V.	Ownership	100.000	UnitedHealth Group Incorporated		
		.00000	98-1097921				Optum Health Services (Canada) Ltd.	.CAN	NIA	Inc.	Ownership	100.000	UnitedHealth Group Incorporated		
		.00000	98-1406274				Optum Health Solutions (Australia) Pty Ltd.	.AUS	NIA	Optum UK Solutions Group Limited	Ownership	100.000	UnitedHealth Group Incorporated		
		.00000	98-1147355				Optum Health Solutions (UK) Limited	.GBR	NIA	Optum UK Solutions Group Limited	Ownership	100.000	UnitedHealth Group Incorporated		
		.00000	58-2068880				Optum Healthcare of Illinois, Inc.	.GA	NIA	Optum Women's and Children's Health, LLC	Ownership	100.000	UnitedHealth Group Incorporated		
		.00000	20-0212381				Optum Hospice Pharmacy Services, LLC	.DE	NIA	OptumRx Health Solutions, LLC	Ownership	100.000	UnitedHealth Group Incorporated		
.0707	UnitedHealth Group Incorporated	.69647	31-0628424				Optum Insurance of Ohio, Inc.	.OH	.IA	OptumRx PBM of Maryland, LLC	Ownership	100.000	UnitedHealth Group Incorporated		
		.00000	46-4734521				Optum Labs Dimensions, Inc.	.DE	NIA	Optum Labs, Inc.	Ownership	100.000	UnitedHealth Group Incorporated		
		.00000	98-1249178				Optum Labs International (UK) Ltd.	.GBR	NIA	Optum, Inc.	Ownership	100.000	UnitedHealth Group Incorporated		
		.00000	46-1615964				Optum Labs, Inc.	.DE	NIA	Optum, Inc.	Ownership	100.000	UnitedHealth Group Incorporated		
		.00000	98-1209730				Optum Life Sciences (Canada) Inc.	.CAN	NIA	OptumInsight Life Sciences, Inc.	Ownership	100.000	UnitedHealth Group Incorporated		
		.00000	98-1098190				Optum Management Consulting (Shanghai) Co., Ltd.	.CHN	NIA	Optum Health & Technology Holdings (US), Inc.	Ownership	100.000	UnitedHealth Group Incorporated		
		.00000	30-0826311				Optum Medical Services of California, P.C.	.CA	.OTH	Physician(s) owned	Influence	0.000	UnitedHealth Group Incorporated		4
		.00000	45-3866363				Optum Medical Services, P.C.	.NC	.OTH	Physician(s) owned	Influence	0.000	UnitedHealth Group Incorporated		4
		.00000	90-1001805				Optum Nevada Accountable Care Organization LLC	.DE	NIA	Collaborative Care Holdings, LLC	Ownership	100.000	UnitedHealth Group Incorporated		
		.00000	58-1873062				Optum of New York, Inc.	.NY	NIA	Optum Women's and Children's Health, LLC	Ownership	100.000	UnitedHealth Group Incorporated		
		.00000	98-1097761				Optum Operations (Ireland) Unlimited Company	.IRL	NIA	UnitedHealthcare International VII S.à.r.l.	Ownership	100.000	UnitedHealth Group Incorporated		
		.00000	20-8911466				Optum Palliative and Hospice Care of Pennsylvania, Inc.	.TN	NIA	Hospice Inspiris Holdings, Inc.	Ownership	100.000	UnitedHealth Group Incorporated		
		.00000	20-8911303				Optum Palliative and Hospice Care of Texas, Inc.	.TN	NIA	Hospice Inspiris Holdings, Inc.	Ownership	100.000	UnitedHealth Group Incorporated		
		.00000	30-0226127				Optum Palliative and Hospice Care, Inc.	.DE	NIA	Collaborative Care Holdings, LLC	Ownership	100.000	UnitedHealth Group Incorporated		
		.00000	20-4581265				Optum Public Sector Solutions, Inc.	.DE	NIA	OptumInsight, Inc.	Ownership	100.000	UnitedHealth Group Incorporated		
		.00000	46-3328009				Optum Rocket, Inc.	.DE	NIA	OptumInsight, Inc.	Ownership	100.000	UnitedHealth Group Incorporated		
		.00000	26-0543382				Optum Senior Services, LLC	.AL	NIA	Optum Hospice Pharmacy Services, LLC	Ownership	100.000	UnitedHealth Group Incorporated		
		.00000	98-1307821				Optum Services (Ireland) Limited	.IRL	NIA	Optum Operations (Ireland) Unlimited Company	Ownership	100.000	UnitedHealth Group Incorporated		
		.00000	66-0870003				Optum Services (Puerto Rico) LLC	.PR	NIA	UnitedHealthcare International III B.V.	Ownership	100.000	UnitedHealth Group Incorporated		

SCHEDULE Y
PART 1A - DETAIL OF INSURANCE HOLDING COMPANY SYSTEM

1	2	3	4	5	6	7	8	9	10	11	12	13	14	15	16
Group Code	Group Name	NAIC Company Code	ID Number	Federal RSSD	CIK	Name of Securities Exchange if Publicly Traded (U.S. or International)	Names of Parent, Subsidiaries Or Affiliates	Domi-ciliary Location	Relation-ship to Reporting Entity	Directly Controlled by (Name of Entity/Person)	Type of Control (Ownership, Board, Management, Attorney-in-Fact, Influence, Other)	If Control is Owner-ship Provide Percen-tage	Ultimate Controlling Entity(ies)/Person(s)	Is an SCA Filing Re-quired? (Y/N)	*
		.00000	45-4683454				Optum Services, Inc.	.DE	NIA	Optum, Inc.	Ownership	100.000	UnitedHealth Group Incorporated		
		.00000	98-1284698				Optum Solutions do Brasil – Tecnologia e Serviços de Suporte Ltda.	.BRA	NIA	Optum Health & Technology Serviços do Brasil Ltda.	Ownership	100.000	UnitedHealth Group Incorporated		
		.00000	98-1284698				Optum Solutions do Brasil – Tecnologia e Serviços de Suporte Ltda.	.BRA	NIA	OptumInsight, Inc.	Ownership	0.000	UnitedHealth Group Incorporated		
		.00000	98-0644599				Optum Solutions UK Holdings Limited	.GBR	NIA	Optum Health & Technology Holdings (US), Inc.	Ownership	100.000	UnitedHealth Group Incorporated		
		.00000	46-5713629				Optum Technology, Inc.	.DE	NIA	Optum, Inc.	Ownership	100.000	UnitedHealth Group Incorporated		
		.00000	98-1097769				Optum UK Solutions Group Limited	.GBR	NIA	Optum Solutions UK Holdings Limited	Ownership	100.000	UnitedHealth Group Incorporated		
		.00000	58-2205984				Optum Women's and Children's Health, LLC	.DE	NIA	My Wellness Solutions, LLC	Ownership	100.000	UnitedHealth Group Incorporated		
		.00000	30-0580620	3119994			Optum, Inc.	.DE	NIA	United HealthCare Services, Inc.	Ownership	100.000	UnitedHealth Group Incorporated		
		.00000	46-3983926				Optum360 Services, Inc.	.DE	NIA	Optum Rocket, Inc.	Ownership	69.000	UnitedHealth Group Incorporated		2
		.00000	82-3446942				Optum360 Solutions, LLC	.DE	NIA	OptumInsight, Inc.	Ownership	100.000	UnitedHealth Group Incorporated		
		.00000	46-3328307				Optum360, LLC	.DE	NIA	Optum Rocket, Inc.	Ownership	69.000	UnitedHealth Group Incorporated		2
		.00000	56-2592163				OptumCare Holdings, LLC	.CA	NIA	Collaborative Care Holdings, LLC	Ownership	100.000	UnitedHealth Group Incorporated		
		.00000	41-1591944				OptumHealth Care Solutions, LLC	.DE	NIA	OptumInsight, Inc.	Ownership	100.000	UnitedHealth Group Incorporated		
		.00000	47-0858530				OptumHealth Financial Services, Inc.	.DE	NIA	OptumHealth Holdings, LLC	Ownership	100.000	UnitedHealth Group Incorporated		
		.00000	47-1192395				OptumHealth Holdings, LLC	.DE	NIA	Optum, Inc.	Ownership	100.000	UnitedHealth Group Incorporated		
		.00000	98-1106868				OptumHealth International B.V.	.NLD	NIA	Catamaran S.á.r.l.	Ownership	100.000	UnitedHealth Group Incorporated		
		.00000					OptumInsight Holdings, LLC	.DE	NIA	Optum, Inc.	Ownership	100.000	UnitedHealth Group Incorporated		
		.00000	98-1401978				OptumInsight India Private Limited	.IND	NIA	ABCO International Holdings, LLC	Ownership	99.065	UnitedHealth Group Incorporated		
		.00000	98-1401978				OptumInsight India Private Limited	.IND	NIA	The Advisory Board Company	Ownership	0.935	UnitedHealth Group Incorporated		
		.00000	04-3383745				OptumInsight Life Sciences, Inc.	.DE	NIA	OptumInsight, Inc.	Ownership	100.000	UnitedHealth Group Incorporated		
		.00000	41-1858498				OptumInsight, Inc.	.DE	NIA	OptumInsight Holdings, LLC	Ownership	100.000	UnitedHealth Group Incorporated		
		.00000	75-2578509				OptumRx Administrative Services, LLC	.TX	NIA	OptumRx Holdings I, LLC	Ownership	100.000	UnitedHealth Group Incorporated		
		.00000	31-1728846				OptumRx Discount Card Services, LLC	.DE	NIA	OptumRx PBM of Illinois, Inc.	Ownership	100.000	UnitedHealth Group Incorporated		
		.00000	47-4734235				OptumRx Group Holdings, Inc.	.DE	NIA	Optum, Inc.	Ownership	100.000	UnitedHealth Group Incorporated		
		.00000	46-0668840				OptumRx Health Solutions, LLC	.DE	NIA	OptumRx Administrative Services, LLC	Ownership	100.000	UnitedHealth Group Incorporated		
		.00000	80-0870454				OptumRx Holdings I, LLC	.DE	NIA	OptumRx Group Holdings, Inc.	Ownership	100.000	UnitedHealth Group Incorporated		
		.00000					OptumRx Holdings, LLC	.DE	NIA	Optum, Inc.	Ownership	100.000	UnitedHealth Group Incorporated		
		.00000	34-1472211				OptumRx Home Delivery of Ohio, LLC	.OH	NIA	OptumRx Health Solutions, LLC	Ownership	100.000	UnitedHealth Group Incorporated		
		.00000	20-0218027				OptumRx IPA III, Inc.	.NY	NIA	OptumRx PBM of Maryland, LLC	Ownership	100.000	UnitedHealth Group Incorporated		
		.00000	20-0151096				OptumRx NY IPA, Inc.	.NY	NIA	OptumRx, Inc.	Ownership	100.000	UnitedHealth Group Incorporated		
		.00000	27-3419292				OptumRx of Pennsylvania, LLC	.DE	NIA	OptumRx Health Solutions, LLC	Ownership	100.000	UnitedHealth Group Incorporated		
		.00000	11-2581812				OptumRx PBM of Illinois, Inc.	.DE	NIA	OptumRx Administrative Services, LLC	Ownership	100.000	UnitedHealth Group Incorporated		
		.00000	88-0361447				OptumRx PBM of Maryland, LLC	.NV	NIA	OptumRx Health Solutions, LLC	Ownership	100.000	UnitedHealth Group Incorporated		
		.00000	03-0592263				OptumRx PBM of Pennsylvania, LLC	.PA	NIA	OptumRx of Pennsylvania, LLC	Ownership	100.000	UnitedHealth Group Incorporated		
		.00000	26-1424534				OptumRx PBM of Puerto Rico, LLC	.NV	NIA	OptumRx PBM of Maryland, LLC	Ownership	100.000	UnitedHealth Group Incorporated		
		.00000	38-3693753				OptumRx PBM of Wisconsin, LLC	.WI	NIA	OptumRx PBM of Illinois, Inc.	Ownership	100.000	UnitedHealth Group Incorporated		
		.00000	16-1767416				OptumRx PD of Pennsylvania, LLC	.PA	NIA	OptumRx of Pennsylvania, LLC	Ownership	100.000	UnitedHealth Group Incorporated		
		.00000	88-0373347				OptumRx Pharmacy of Nevada, Inc.	.NV	NIA	OptumRx Health Solutions, LLC	Ownership	100.000	UnitedHealth Group Incorporated		
		.00000	47-3146510				OptumRx Pharmacy, Inc.	.DE	NIA	OptumRx, Inc.	Ownership	100.000	UnitedHealth Group Incorporated		
		.00000	33-0441200				OptumRx, Inc.	.CA	NIA	OptumRx Holdings, LLC	Ownership	100.000	UnitedHealth Group Incorporated		
		.00000	52-2016292				OptumServe Technology Services, Inc.	.MD	NIA	OptumInsight, Inc.	Ownership	100.000	UnitedHealth Group Incorporated		
		.00000	22-3883387				OREGON OUTPATIENT SURGERY CENTER, LLC	.OR	NIA	Providence & SCA Off-Campus Holdings, LLC	Influence	51.180	UnitedHealth Group Incorporated		5
		.00000	59-3125869				Orlando Center for Outpatient Surgery, L.P.	.GA	NIA	Surgical Health of Orlando, LLC	Ownership	51.000	UnitedHealth Group Incorporated		2
		.00000	46-2881462				Orthology Mid-Atlantic, Inc.	.DE	NIA	Orthology, Inc.	Ownership	100.000	UnitedHealth Group Incorporated		
		.00000	46-2742615				Orthology, Inc.	.DE	NIA	UnitedHealth Group Ventures, LLC	Ownership	100.000	UnitedHealth Group Incorporated		
		.00000	13-3960641				OrthoNet Holdings, Inc.	.DE	NIA	OptumHealth Care Solutions, LLC	Ownership	100.000	UnitedHealth Group Incorporated		
		.00000	13-3818652				OrthoNet LLC	.NY	NIA	OrthoNet Holdings, Inc.	Ownership	100.000	UnitedHealth Group Incorporated		
		.00000	13-4025898				OrthoNet New York IPA, Inc.	.NY	NIA	OrthoNet Holdings, Inc.	Ownership	100.000	UnitedHealth Group Incorporated		
.0707	UnitedHealth Group Incorporated	.11068	30-0029448				OrthoNet of the Mid-Atlantic, Inc.	.DE	IA	OrthoNet Holdings, Inc.	Ownership	100.000	UnitedHealth Group Incorporated		
		.00000	26-2884306				OrthoNet of the South, Inc.	.DE	NIA	OrthoNet Holdings, Inc.	Ownership	100.000	UnitedHealth Group Incorporated		
		.00000	46-1581769				OrthoNet Services, Inc.	.DE	NIA	OrthoNet Holdings, Inc.	Ownership	100.000	UnitedHealth Group Incorporated		

SCHEDULE Y
PART 1A - DETAIL OF INSURANCE HOLDING COMPANY SYSTEM

1	2	3	4	5	6	7	8	9	10	11	12	13	14	15	16
Group Code	Group Name	NAIC Company Code	ID Number	Federal RSSD	CIK	Name of Securities Exchange if Publicly Traded (U.S. or International)	Names of Parent, Subsidiaries Or Affiliates	Domi-ciliary Location	Relation-ship to Reporting Entity	Directly Controlled by (Name of Entity/Person)	Type of Control (Ownership, Board, Management, Attorney-in-Fact, Influence, Other)	If Control is Owner-ship Provide Percen-tage	Ultimate Controlling Entity(ies)/Person(s)	Is an SCA Filing Re-quired? (Y/N)	*
		.00000	20-0221966				OrthoNet West, Inc.	.DE	.NIA	OrthoNet Holdings, Inc.	Ownership	100.000	UnitedHealth Group Incorporated		
		.00000	81-2594417				ORTHOPEDIC SURGERY CENTER OF PALM BEACH COUNTY, LLC	.FL	.NIA	SCA-Palm Beach, LLC	Influence	20.000	UnitedHealth Group Incorporated		5
		.00000	41-1921007				Ovations, Inc.	.DE	.NIA	United HealthCare Services, Inc.	Ownership	100.000	UnitedHealth Group Incorporated		
		.00000	06-1587795				Oxford Benefit Management, Inc.	.CT	.NIA	Oxford Health Plans LLC	Ownership	100.000	UnitedHealth Group Incorporated		
.0707	UnitedHealth Group Incorporated	.78026	22-2797560				Oxford Health Insurance, Inc.	.NY	.IA	UnitedHealthcare Insurance Company	Ownership	100.000	UnitedHealth Group Incorporated		
.0707	UnitedHealth Group Incorporated	.96798	06-1181201				Oxford Health Plans (CT), Inc.	.CT	.IA	Oxford Health Plans LLC	Ownership	100.000	UnitedHealth Group Incorporated		
.0707	UnitedHealth Group Incorporated	.95506	22-2745725				Oxford Health Plans (NJ), Inc.	.NJ	.IA	Oxford Health Plans LLC	Ownership	100.000	UnitedHealth Group Incorporated		
.0707	UnitedHealth Group Incorporated	.95479	06-1181200				Oxford Health Plans (NY), Inc.	.NY	.IA	Oxford Health Plans LLC	Ownership	100.000	UnitedHealth Group Incorporated		
		.00000	52-2443751				Oxford Health Plans LLC	.DE	.NIA	UnitedHealth Group Incorporated	Ownership	100.000	UnitedHealth Group Incorporated		
		.00000	27-0008097				P2P Link, LLC	.DE	.NIA	SRPS, LLC	Ownership	100.000	UnitedHealth Group Incorporated		
							PacifiCare Life and Health Insurance Company								
.0707	UnitedHealth Group Incorporated	.70785	35-1137395					.IN	.IA	United HealthCare Services, Inc.	Ownership	100.000	UnitedHealth Group Incorporated		
.0707	UnitedHealth Group Incorporated	.84506	95-2829463				PacifiCare Life Assurance Company	.CO	.IA	United HealthCare Services, Inc.	Ownership	100.000	UnitedHealth Group Incorporated		
.0707	UnitedHealth Group Incorporated	.95617	94-3267522				PacifiCare of Arizona, Inc.	.AZ	.IA	United HealthCare Services, Inc.	Ownership	100.000	UnitedHealth Group Incorporated		
.0707	UnitedHealth Group Incorporated	.95434	84-1011378				PacifiCare of Colorado, Inc.	.CO	.IA	United HealthCare Services, Inc.	Ownership	100.000	UnitedHealth Group Incorporated		
.0707	UnitedHealth Group Incorporated	.95685	86-0875231				PacifiCare of Nevada, Inc.	.NV	.IA	United HealthCare Services, Inc.	Ownership	100.000	UnitedHealth Group Incorporated		
		.00000	98-1444613				Pacifico S.A. Entidad Prestadora de Salud	.PER	.NIA	Empremédica S. A.	Ownership	50.000	UnitedHealth Group Incorporated		2
		.00000	62-1595402				Paoli Ambulatory Surgery Center	.PA	.NIA	SCA-Paoli, LLC	Ownership	51.000	UnitedHealth Group Incorporated		2
		.00000	62-1547618				Paoli Surgery Center, L.P.	.TN	.NIA	Paoli Ambulatory Surgery Center	Ownership	64.250	UnitedHealth Group Incorporated		2
		.00000	45-1484375				Park Hill Surgery Center, LLC	.TX	.NIA	THR-SCA Holdings, LLC	Influence	51.000	UnitedHealth Group Incorporated		5
		.00000	20-4127100				Parkway Surgery Center, LLC	.DE	.NIA	SCA-Hagerstown, LLC	Ownership	63.300	UnitedHealth Group Incorporated		2
		.00000	63-1271644				Pasteur Plaza Surgery Center GP, Inc.	.DE	.NIA	ASC Network, LLC	Ownership	100.000	UnitedHealth Group Incorporated		
		.00000					PatientsLikeMe LLC	.DE	.NIA	United HealthCare Services, Inc.	Ownership	100.000	UnitedHealth Group Incorporated		
		.00000					Patrimonio Autónomo Nueva Clínica – PANC.	.COL	.NIA	Clínica del Country S.A.	Ownership	65.170	UnitedHealth Group Incorporated		2
		.00000					Patrimonio Autónomo Nueva Clínica – PANC.	.COL	.NIA	Banmedica Internacional SpA	Ownership	9.590	UnitedHealth Group Incorporated		2
		.00000	62-1451147				Payment Resolution Services, LLC	.TN	.NIA	OptumInsight, Inc.	Ownership	100.000	UnitedHealth Group Incorporated		
		.00000	75-3265056				PCCGV, Inc.	.CA	.NIA	PrimeCare Medical Network, Inc.	Ownership	100.000	UnitedHealth Group Incorporated		
.0707	UnitedHealth Group Incorporated	.13607	20-5662149				Peoples Health, Inc.	.LA	.IA	New Orleans Regional Physician Hospital Organization, L.L.C.	Ownership	100.000	UnitedHealth Group Incorporated		
		.00000					Perham Physical Therapy, LTD.	.MN	.NIA	Orthology, Inc.	Ownership	100.000	UnitedHealth Group Incorporated		
							Perimeter Center for Outpatient Surgery, L.P.	.GA	.NIA	SHC Atlanta, LLC	Influence	18.643	UnitedHealth Group Incorporated		5
		.00000	58-1978405				Pharmacy Software Holdco, Inc.	.PA	.NIA	OptumRx Administrative Services, LLC	Ownership	100.000	UnitedHealth Group Incorporated		
		.00000	23-2171049				PHC Subsidiary Holdings, LLC	.TX	.NIA	United HealthCare Services, Inc.	Ownership	100.000	UnitedHealth Group Incorporated		
		.00000	35-2288416				Physician Alliance of the Rockies, LLC	.CO	.NIA	New West Physicians, Inc.	Ownership	100.000	UnitedHealth Group Incorporated		
		.00000	81-2902954				Physician Associates of the Great San Gabriel Valley	.CA	.OTH	Healthcare Partners Affiliates Medical Group	Influence	0.000	UnitedHealth Group Incorporated		4
		.00000	30-0516435				Physician Partners Medical Group, Inc.	.CA	.OTH	Physician(s) owned	Influence	0.000	UnitedHealth Group Incorporated		4
		.00000					Physicians Care Network, L.L.C.	.WA	.OTH	Polyclinic, PLLC	Influence	100.000	UnitedHealth Group Incorporated		4
		.00000	59-3438026				PHYSICIANS DAY SURGERY CENTER, LLC	.FL	.NIA	SCA-Naples, LLC	Ownership	51.000	UnitedHealth Group Incorporated		2
.0707	UnitedHealth Group Incorporated	.11494	04-3677255				Physicians Health Choice of Texas, LLC	.TX	.IA	PHC Subsidiary Holdings, LLC	Ownership	100.000	UnitedHealth Group Incorporated		
		.00000	52-1162824				Physicians Health Plan of Maryland, Inc.	.MD	.NIA	United HealthCare Services, Inc.	Ownership	100.000	UnitedHealth Group Incorporated		
		.00000	98-1388873				Piano de Saúde Ana Costa Ltda.	.BRA	.IA	Anil Assistência Médica Internacional S.A.	Ownership	74.860	UnitedHealth Group Incorporated		
		.00000	98-1388873				Piano de Saúde Ana Costa Ltda.	.BRA	.IA	Santos Administração e Participações S.A.	Ownership	25.140	UnitedHealth Group Incorporated		
							Plus One Health Management Puerto Rico, Inc.								
		.00000	66-0742844					.PR	.NIA	Plus One Holdings, Inc.	Ownership	100.000	UnitedHealth Group Incorporated		
		.00000	13-3613705				Plus One Holdings, Inc.	.DE	.NIA	OptumHealth Care Solutions, LLC	Ownership	100.000	UnitedHealth Group Incorporated		
		.00000	80-0670247				PMI Acquisition, LLC	.DE	.NIA	Progressive Enterprises Holdings, Inc.	Ownership	100.000	UnitedHealth Group Incorporated		
		.00000	26-3148744				PMSI Holdings, LLC	.DE	.NIA	Progressive Enterprises Holdings, Inc.	Ownership	100.000	UnitedHealth Group Incorporated		
		.00000	59-3166848				PMSI Settlement Solutions, LLC	.FL	.NIA	PMSI Holdings, LLC	Ownership	100.000	UnitedHealth Group Incorporated		
		.00000	56-2422696				PMSI, LLC	.FL	.NIA	PMSI Holdings, LLC	Ownership	100.000	UnitedHealth Group Incorporated		

SCHEDULE Y
PART 1A - DETAIL OF INSURANCE HOLDING COMPANY SYSTEM

1	2	3	4	5	6	7	8	9	10	11	12	13	14	15	16
Group Code	Group Name	NAIC Company Code	ID Number	Federal RSSD	CIK	Name of Securities Exchange if Publicly Traded (U.S. or International)	Names of Parent, Subsidiaries Or Affiliates	Domi-ciliary Location	Relation-ship to Reporting Entity	Directly Controlled by (Name of Entity/Person)	Type of Control (Ownership, Board, Management, Attorney-in-Fact, Influence, Other)	If Control is Owner-ship Provide Percen-tage	Ultimate Controlling Entity(ies)/Person(s)	Is an SCA Filing Re-quired? (Y/N)	*
0707	UnitedHealth Group Incorporated	00000	98-1083164				Polar II Fundo de Investimento em Participações Multiestrategia	BRA	NIA	UnitedHealthcare International IV S.á r.l.	Ownership	100.000	UnitedHealth Group Incorporated		
		00000	47-5563848				Polo Holdco, LLC	DE	NIA	Collaborative Care Holdings, LLC	Ownership	80.100	UnitedHealth Group Incorporated		2
		00000					Polyclinic Management Services Company, LLC	WA	OTH	Polyclinic, PLLC	Influence	100.000	UnitedHealth Group Incorporated		4
		00000	46-5415205				POMCO Network, Inc.	NY	NIA	POMCO, Inc.	Ownership	100.000	UnitedHealth Group Incorporated		
		00000	65-0392785				POMCO of Florida Ltd., Inc.	FL	NIA	UMR, Inc.	Ownership	100.000	UnitedHealth Group Incorporated		
		00000	46-2975338				POMCO West, Inc.	DE	NIA	POMCO, Inc.	Ownership	100.000	UnitedHealth Group Incorporated		
		00000	15-0581348				POMCO, Inc.	NY	NIA	UMR, Inc.	Ownership	100.000	UnitedHealth Group Incorporated		
		00000	45-0482796				Pomcoplus, LLC	NY	NIA	UMR, Inc.	Ownership	100.000	UnitedHealth Group Incorporated		
		00000	33-0261822				Pomerado Outpatient Surgical Center, Inc.	CA	NIA	ASC Network, LLC	Ownership	100.000	UnitedHealth Group Incorporated		
		00000	33-0752699				Pomerado Outpatient Surgical Center, L.P.	CA	NIA	Pomerado Outpatient Surgical Center, Inc.	Ownership	57.500	UnitedHealth Group Incorporated		2
		00000	65-0683927				Preferred Care Partners Holding, Corp.	FL	NIA	United HealthCare Services, Inc.	Ownership	100.000	UnitedHealth Group Incorporated		
		00000	26-1845018				Preferred Care Partners Medical Group, Inc.	FL	NIA	Preferred Care Partners Holding, Corp.	Ownership	100.000	UnitedHealth Group Incorporated		
		11176	65-0885893				Preferred Care Partners, Inc.	FL	IA	Preferred Care Partners Holding, Corp.	Ownership	100.000	UnitedHealth Group Incorporated		
		00000	75-3265059				Premier Choice ACO, Inc.	CA	NIA	PrimeCare Medical Network, Inc.	Ownership	100.000	UnitedHealth Group Incorporated		
							Premier Surgery Center of Louisville, L.P.	TN	NIA	SCA Premier Surgery Center of Louisville, LLC	Ownership	51.000	UnitedHealth Group Incorporated		2
		00000	33-0527335				Primary Care Associated Medical Group, Inc.	CA	OTH	Physician(s) owned	Influence	0.000	UnitedHealth Group Incorporated		4
		00000	30-0516440				Prime Community Care, Inc.	CA	OTH	Physician(s) owned	Influence	0.000	UnitedHealth Group Incorporated		4
		00000	88-0253112				Prime Health, Inc.	NV	NIA	Sierra Health Services, Inc.	Ownership	100.000	UnitedHealth Group Incorporated		4
		00000	33-0607478				PrimeCare Medical Network, Inc.	CA	IA	NAWM Holdings, Inc.	Ownership	100.000	UnitedHealth Group Incorporated		
		00000	87-0757397				PrimeCare of Citrus Valley, Inc.	CA	NIA	PrimeCare Medical Network, Inc.	Ownership	80.000	UnitedHealth Group Incorporated		2
		00000	33-0674407				PrimeCare of Corona, Inc.	CA	NIA	PrimeCare Medical Network, Inc.	Ownership	100.000	UnitedHealth Group Incorporated		
		00000	33-0674401				PrimeCare of Hemet Valley, Inc.	CA	NIA	PrimeCare Medical Network, Inc.	Ownership	100.000	UnitedHealth Group Incorporated		
		00000	33-0674408				PrimeCare of Inland Valley, Inc.	CA	NIA	PrimeCare Medical Network, Inc.	Ownership	100.000	UnitedHealth Group Incorporated		
		00000	33-0674402				PrimeCare of Moreno Valley, Inc.	CA	NIA	PrimeCare Medical Network, Inc.	Ownership	100.000	UnitedHealth Group Incorporated		
		00000	33-0674400				PrimeCare of Redlands, Inc.	CA	NIA	PrimeCare Medical Network, Inc.	Ownership	100.000	UnitedHealth Group Incorporated		
		00000	33-0674404				PrimeCare of Riverside, Inc.	CA	NIA	PrimeCare Medical Network, Inc.	Ownership	100.000	UnitedHealth Group Incorporated		
		00000	14-1915328				PrimeCare of San Bernardino, Inc.	CA	NIA	PrimeCare Medical Network, Inc.	Ownership	100.000	UnitedHealth Group Incorporated		
		00000	33-0698439				PrimeCare of Sun City, Inc.	CA	NIA	PrimeCare Medical Network, Inc.	Ownership	100.000	UnitedHealth Group Incorporated		
		00000	33-0674409				PrimeCare of Temecula, Inc.	CA	NIA	PrimeCare Medical Network, Inc.	Ownership	100.000	UnitedHealth Group Incorporated		
		00000	14-1873402				Procura Management, Inc.	DE	NIA	Healthcare Solutions, Inc.	Ownership	100.000	UnitedHealth Group Incorporated		
		00000	27-4371197				Progressive Enterprises Holdings, Inc.	DE	NIA	OptumRx, Inc.	Ownership	100.000	UnitedHealth Group Incorporated		
		00000	31-1192384				Progressive Medical, LLC	OH	NIA	PMI Acquisition, LLC	Ownership	100.000	UnitedHealth Group Incorporated		
		00000	45-4469117				ProHEALTH Accountable Care Medical Group, PLLC	NY	OTH	PROHEALTH CARE ASSOCIATES, L.L.P.	Influence	0.000	UnitedHealth Group Incorporated		4
		00000	11-3447394				ProHEALTH Ambulatory Surgery Center, Inc.	NY	OTH	Physician(s) owned	Influence	0.000	UnitedHealth Group Incorporated		4
		00000	11-3355604				ProHEALTH Care Associates LLP	NY	OTH	ProHEALTH Medical NY, P.C.	Influence	0.000	UnitedHealth Group Incorporated		4
		00000	32-0229091				ProHEALTH Fitness of Lake Success, LLC	NY	NIA	ProHEALTH Medical Management, LLC	Ownership	82.620	UnitedHealth Group Incorporated		2
		00000	47-1049961				ProHEALTH Medical Management, LLC	DE	NIA	Collaborative Care Holdings, LLC	Ownership	100.000	UnitedHealth Group Incorporated		
		00000	45-5470737				ProHealth Physicians ACO, LLC	CT	NIA	ProHealth Physicians, Inc.	Ownership	100.000	UnitedHealth Group Incorporated		
		00000	06-1446075				ProHealth Physicians, Inc.	CT	NIA	Polo Holdco, LLC	Ownership	100.000	UnitedHealth Group Incorporated		
		00000	06-1469068				ProHealth Physicians, P.C.	CT	OTH	Physician(s) owned	Influence	0.000	UnitedHealth Group Incorporated		4
		00000	06-1469068				ProHealth Physicians, P.C.	CT	OTH	ProHealth Physicians, Inc.	Influence	0.000	UnitedHealth Group Incorporated		4
		00000	32-0455430				ProHealth Proton Center Management, LLC	DE	NIA	ProHEALTH Medical Management, LLC	Ownership	100.000	UnitedHealth Group Incorporated		
		00000	47-5661535				ProHEALTH Urgent Care Medicine of New Jersey LLP	NJ	OTH	Physician(s) owned	Influence	0.000	UnitedHealth Group Incorporated		4
		00000	46-1883579				ProHEALTH Urgent Care Medicine, PLLC	NY	OTH	PROHEALTH CARE ASSOCIATES, L.L.P.	Influence	0.000	UnitedHealth Group Incorporated		4
		00000					Project Pearl, LLC	DE	NIA	Optum Growth Partners, LLC	Ownership	100.000	UnitedHealth Group Incorporated		
		00000					Promotora Country S.A.	COL	NIA	Banmédica S.A.	Ownership	50.000	UnitedHealth Group Incorporated		3
		00000	22-3493126				Pronounced Health Solutions, Inc.	DE	NIA	My Wellness Solutions, LLC	Ownership	100.000	UnitedHealth Group Incorporated		
		00000	98-1444638				Prosemedic S.A.C.	PER	NIA	Pacifico S.A. Entidad Prestadora de Salud	Ownership	80.000	UnitedHealth Group Incorporated		1
		00000	90-0876656				PS Center, LLC	CA	NIA	Beach Surgical Holdings II LLC	Influence	100.000	UnitedHealth Group Incorporated		5
		00000	93-1068319				Pueblo-SCA Surgery Center, LLC	DE	NIA	SC Affiliates, LLC	Ownership	100.000	UnitedHealth Group Incorporated		

SCHEDULE Y
PART 1A - DETAIL OF INSURANCE HOLDING COMPANY SYSTEM

1	2	3	4	5	6	7	8	9	10	11	12	13	14	15	16
Group Code	Group Name	NAIC Company Code	ID Number	Federal RSSD	CIK	Name of Securities Exchange if Publicly Traded (U.S. or International)	Names of Parent, Subsidiaries Or Affiliates	Domi-ciliary Location	Relation-ship to Reporting Entity	Directly Controlled by (Name of Entity/Person)	Type of Control (Ownership, Board, Management, Attorney-in-Fact, Influence, Other)	If Control is Ownership Provide Percentage	Ultimate Controlling Entity(ies)/Person(s)	Is an SCA Filing Re-quired? (Y/N)	*
0707	UnitedHealth Group Incorporated	.00000					Pulse Platform, LLC	.DE	.NIA	Rally Health, Inc.	Ownership	100.000	UnitedHealth Group Incorporated		
		.00000	46-3901920				QoL Acquisition Holdings Corp.	.DE	.NIA	Genoa Healthcare, Inc.	Ownership	100.000	UnitedHealth Group Incorporated		
		.00000	35-2493256				Rally Health, Inc.	.DE	.NIA	Optum Digital Health Holdings, LLC	Ownership	100.000	UnitedHealth Group Incorporated		
		.00000	80-0947972				Real Appeal, Inc.	.DE	.NIA	Rally Health, Inc.	Ownership	100.000	UnitedHealth Group Incorporated		
		.00000					Recaudación y Cobranzas Honodav Ltda.	.CHL	.NIA	Clínica Dávila y Servicios Médicos S.A.	Ownership	99.000	UnitedHealth Group Incorporated		
		.00000					Recaudación y Cobranzas Honodav Ltda.	.CHL	.NIA	Servicios Integrados de Salud Ltda.	Ownership	1.000	UnitedHealth Group Incorporated		
		.00000	94-3115625				Redlands Ambulatory Surgery Center	.CA	.NIA	Redlands-SCA Surgery Centers, Inc.	Ownership	54.000	UnitedHealth Group Incorporated		2
							Redlands Family Practice Medical Group, Inc.								
		.00000	56-2627067					.CA	.OTH	Physician(s) owned	Influence	0.000	UnitedHealth Group Incorporated		4
		.00000	94-3115627				Redlands-SCA Surgery Centers, Inc.	.CA	.NIA	SC Affiliates, LLC	Ownership	100.000	UnitedHealth Group Incorporated		
							Reliant Medical Group The Endoscopy Center, LLC	.MA	.OTH	Physician(s) owned	Influence	100.000	UnitedHealth Group Incorporated		4
		.00000	20-5251393				Reliant Medical Group, Inc.	.MA	.OTH	Reliant MSO, LLC	Influence	0.000	UnitedHealth Group Incorporated		4
		.00000	22-2912515				Reliant MSO, LLC	.DE	.NIA	Collaborative Care Holdings, LLC	Ownership	100.000	UnitedHealth Group Incorporated		
		.00000	82-3745100				Renai Health Holdings, Inc.	.DE	.NIA	UnitedHealth Group Ventures, LLC	Ownership	100.000	UnitedHealth Group Incorporated		
		.00000	32-0543788				Renai Health IPA, LLC	.DE	.NIA	Renai Health Holdings, Inc.	Ownership	100.000	UnitedHealth Group Incorporated		
		.00000	82-3161933				Renai Health Management, LLC	.DE	.NIA	Renai Health Holdings, Inc.	Ownership	100.000	UnitedHealth Group Incorporated		
		.00000	82-3130872				River Valley ASC, LLC	.CT	.NIA	SCA-River Valley, LLC	Ownership	54.880	UnitedHealth Group Incorporated		2
		.00000	46-0758315				Riverside Medical Management, LLC	.DE	.NIA	ProHEALTH Medical Management, LLC	Ownership	100.000	UnitedHealth Group Incorporated		
		.00000	32-0500242				Riverside Pediatric Group, P.C.	.NJ	.OTH	Physician(s) owned	Influence	0.000	UnitedHealth Group Incorporated		4
		.00000	22-3624559				Robert B. McBeath, M.D. II, P.C.	.NV	.OTH	Physician(s) owned	Influence	0.000	UnitedHealth Group Incorporated		4
		.00000	86-0857176				Robert B. McBeath, M.D. III, P.C.	.NV	.OTH	Physician(s) owned	Influence	0.000	UnitedHealth Group Incorporated		4
							Robert B. McBeath, M.D., Professional Corporation	.NV	.OTH	Physician(s) owned	Influence	0.000	UnitedHealth Group Incorporated		4
		.00000	88-0310956				Rocky Mountain Health Maintenance Organization, Incorporated	.CO	.IA	United HealthCare Services, Inc.	Ownership	100.000	UnitedHealth Group Incorporated		
							Rocky Mountain Health Management Corporation								
		.00000	84-1009248					.CO	.NIA	Rocky Mountain Health Maintenance Organization, Incorporated	Ownership	100.000	UnitedHealth Group Incorporated		
							Rocky Mountain HealthCare Options, Inc.	.CO	.NIA	Organization, Incorporated	Ownership	100.000	UnitedHealth Group Incorporated		
		.00000	84-1224718				ROCS Holdings, LLC	.IN	.NIA	SCA ROCS Holdings, LLC	Influence	49.000	UnitedHealth Group Incorporated		5
		.00000	45-4148369				Saden S.A.	.CHL	.NIA	Banmédica S.A.	Ownership	99.920	UnitedHealth Group Incorporated		
		.00000					Saden S.A.	.CHL	.NIA	Clínica Dávila y Servicios Médicos S.A.	Ownership	0.080	UnitedHealth Group Incorporated		
		.00000					Sahtu Medical Ltd	.CAN	.NIA	UnitedHealthcare Global Canada Limited	Ownership	100.000	UnitedHealth Group Incorporated		
		.00000	74-2462470				Salem Surgery Center, LLC	.OR	.NIA	Surgicare of Salem, LLC	Ownership	67.000	UnitedHealth Group Incorporated		2
		.00000	45-2219585				Salveo Specialty Pharmacy, Inc.	.DE	.NIA	OptumRx Administrative Services, LLC	Ownership	100.000	UnitedHealth Group Incorporated		
		.00000	77-0322251				San Diego Endoscopy Center	.CA	.NIA	Endoscopy Center Affiliates, Inc.	Influence	41.000	UnitedHealth Group Incorporated		5
							San Diego Sports and Minimally Invasive Surgery Center, LLC	.DE	.NIA	SCA-San Diego, Inc.	Influence	31.608	UnitedHealth Group Incorporated		5
		.00000	26-0287192				Sand Lake SurgiCenter, LLC	.FL	.NIA	SCA-Sand Lake, LLC	Ownership	52.450	UnitedHealth Group Incorporated		2
		.00000	27-3787593				Santa Cruz Endoscopy Center, LLC	.CA	.NIA	SCA Pacific Holdings, Inc.	Ownership	50.000	UnitedHealth Group Incorporated		2
		.00000	91-2127820				Santa Helena Assistência Médica S.A.	.BRA	.NIA	Elual Participações S.A.	Ownership	77.301	UnitedHealth Group Incorporated		2
										Amil Assistência Médica Internacional S.A.					
		.00000					Santa Helena Assistência Médica S.A.	.BRA	.NIA	Amil Assistência Médica Internacional S.A.	Ownership	22.292	UnitedHealth Group Incorporated		2
							Santos Administração e Participações S.A.	.BRA	.NIA		Ownership	100.000	UnitedHealth Group Incorporated		
		.00000	84-1754732				Sanvello Behavioral Health Services, P.A.	.DE	.OTH	Physician(s) owned	Influence	100.000	UnitedHealth Group Incorporated		4
		.00000	83-3057919				Sanvello Health Holdings, LLC	.DE	.NIA	UnitedHealth Group Ventures, LLC	Ownership	85.790	UnitedHealth Group Incorporated		2
		.00000	47-1920345				Sanvello Health Inc.	.DE	.NIA	Sanvello Health Holdings, LLC	Ownership	100.000	UnitedHealth Group Incorporated		
		.00000	27-4028885				Savvysherpa Administrative Services, LLC	.MUN	.NIA	Savvysherpa, LLC	Ownership	100.000	UnitedHealth Group Incorporated		
		.00000					Savvysherpa Asia, Inc.	.PHL	.NIA	Savvysherpa, LLC	Ownership	99.986	UnitedHealth Group Incorporated		2
		.00000	41-1934238				Savvysherpa, LLC	.DE	.NIA	United HealthCare Services, Inc.	Ownership	100.000	UnitedHealth Group Incorporated		
		.00000	62-1149229				SC Affiliates, LLC	.DE	.NIA	Surgical Care Affiliates, LLC	Ownership	100.000	UnitedHealth Group Incorporated		
		.00000	47-5537316				SCA Athens, LLC	.DE	.NIA	SC Affiliates, LLC	Ownership	100.000	UnitedHealth Group Incorporated		

SCHEDULE Y
PART 1A - DETAIL OF INSURANCE HOLDING COMPANY SYSTEM

1	2	3	4	5	6	7	8	9	10	11	12	13	14	15	16
Group Code	Group Name	NAIC Company Code	ID Number	Federal RSSD	CIK	Name of Securities Exchange if Publicly Traded (U.S. or International)	Names of Parent, Subsidiaries Or Affiliates	Domi-ciliary Location	Relation-ship to Reporting Entity	Directly Controlled by (Name of Entity/Person)	Type of Control (Ownership, Board, Management, Attorney-in-Fact, Influence, Other)	If Control is Owner-ship Provide Per-centage	Ultimate Controlling Entity(ies)/Person(s)	Is an SCA Filing Re-quired? (Y/N)	*
		.00000	47-5014406				SCA Austin Holdings, LLC	DE	NIA	SC Affiliates, LLC	Ownership	100.000	UnitedHealth Group Incorporated		
		.00000	45-4230864				SCA BOSC Holdings, LLC	DE	NIA	National Surgery Centers, LLC	Ownership	25.000	UnitedHealth Group Incorporated		
		.00000	45-4230864				SCA BOSC Holdings, LLC	DE	NIA	SC Affiliates, LLC	Ownership	25.000	UnitedHealth Group Incorporated		
		.00000	45-4230864				SCA BOSC Holdings, LLC	DE	NIA	SunSurgery, LLC	Ownership	25.000	UnitedHealth Group Incorporated		
		.00000	45-4230864				SCA BOSC Holdings, LLC	DE	NIA	Surgery Center Holding, LLC	Ownership	25.000	UnitedHealth Group Incorporated		
		.00000	47-2110605				SCA California Surgical Holdings, LLC	DE	NIA	National Surgery Centers, LLC	Ownership	100.000	UnitedHealth Group Incorporated		
		.00000	47-3916468				SCA Capital, LLC	DE	NIA	Surgical Care Affiliates, LLC	Ownership	100.000	UnitedHealth Group Incorporated		
		.00000	47-5030792				SCA Cedar Park Holdings, LLC	DE	NIA	SCA Austin Holdings, LLC	Ownership	100.000	UnitedHealth Group Incorporated		
		.00000	04-3170801				SCA Danbury Surgical Center, LLC	DE	NIA	SunSurgery, LLC	Ownership	63.010	UnitedHealth Group Incorporated		2
		.00000	62-1535981				SCA Development, LLC	DE	NIA	SC Affiliates, LLC	Ownership	100.000	UnitedHealth Group Incorporated		
		.00000	98-1372069				SCA eCode Solutions Private Limited	IND	NIA	eCode Solutions, LLC	Ownership	100.000	UnitedHealth Group Incorporated		
		.00000	98-1372069				SCA eCode Solutions Private Limited	IND	NIA	eCode Solutions, LLC	Ownership	99.990	UnitedHealth Group Incorporated		
		.00000	45-4230987				SCA EHSC Holdings, LLC	DE	NIA	National Surgery Centers, LLC	Ownership	25.000	UnitedHealth Group Incorporated		
		.00000	45-4230987				SCA EHSC Holdings, LLC	DE	NIA	SC Affiliates, LLC	Ownership	25.000	UnitedHealth Group Incorporated		
		.00000	45-4230987				SCA EHSC Holdings, LLC	DE	NIA	SunSurgery, LLC	Ownership	25.000	UnitedHealth Group Incorporated		
		.00000	45-4230987				SCA EHSC Holdings, LLC	DE	NIA	Surgery Center Holding, LLC	Ownership	25.000	UnitedHealth Group Incorporated		
		.00000	47-5512838				SCA EWASC Holdings, LLC	DE	NIA	National Surgery Centers, LLC	Ownership	25.000	UnitedHealth Group Incorporated		
		.00000	47-5512838				SCA EWASC Holdings, LLC	DE	NIA	SC Affiliates, LLC	Ownership	25.000	UnitedHealth Group Incorporated		
		.00000	47-5512838				SCA EWASC Holdings, LLC	DE	NIA	SunSurgery, LLC	Ownership	25.000	UnitedHealth Group Incorporated		
		.00000	47-5512838				SCA EWASC Holdings, LLC	DE	NIA	Surgery Center Holding, LLC	Ownership	25.000	UnitedHealth Group Incorporated		
		.00000	47-5064834				SCA Hays Holdings, LLC	DE	NIA	SCA Austin Holdings, LLC	Ownership	100.000	UnitedHealth Group Incorporated		
		.00000					SCA Heartland Holdings, LLC	DE	NIA	SC Affiliates, LLC	Ownership	100.000	UnitedHealth Group Incorporated		
		.00000	36-4869243				SCA HoldCo, Inc.	DE	NIA	Collaborative Care Holdings, LLC	Ownership	100.000	UnitedHealth Group Incorporated		
		.00000	27-1664837				SCA Holding Company, Inc.	DE	NIA	SCA Surgery Holdings, LLC	Ownership	100.000	UnitedHealth Group Incorporated		
		.00000	47-1256943				SCA Holdings, Inc.	CA	NIA	National Surgery Centers, LLC	Ownership	100.000	UnitedHealth Group Incorporated		
		.00000	45-4240475				SCA IEC Holdings, LLC	DE	NIA	National Surgery Centers, LLC	Ownership	25.000	UnitedHealth Group Incorporated		
		.00000	45-4240475				SCA IEC Holdings, LLC	DE	NIA	SC Affiliates, LLC	Ownership	25.000	UnitedHealth Group Incorporated		
		.00000	45-4240475				SCA IEC Holdings, LLC	DE	NIA	SunSurgery, LLC	Ownership	25.000	UnitedHealth Group Incorporated		
		.00000	45-4240475				SCA IEC Holdings, LLC	DE	NIA	Surgery Center Holding, LLC	Ownership	25.000	UnitedHealth Group Incorporated		
		.00000	45-2684108				SCA Indiana Holdings, LLC	DE	NIA	National Surgery Centers, LLC	Ownership	25.000	UnitedHealth Group Incorporated		
		.00000	45-2684108				SCA Indiana Holdings, LLC	DE	NIA	SC Affiliates, LLC	Ownership	25.000	UnitedHealth Group Incorporated		
		.00000	45-2684108				SCA Indiana Holdings, LLC	DE	NIA	SunSurgery, LLC	Ownership	25.000	UnitedHealth Group Incorporated		
		.00000	45-2684108				SCA Indiana Holdings, LLC	DE	NIA	Surgery Center Holding, LLC	Ownership	25.000	UnitedHealth Group Incorporated		
		.00000	20-8116987				SCA Nashville ASC, LLC	TN	NIA	Nashville-SCA Surgery Centers, Inc.	Ownership	99.000	UnitedHealth Group Incorporated		
		.00000	20-8116987				SCA Nashville ASC, LLC	TN	NIA	SC Affiliates, LLC	Ownership	1.000	UnitedHealth Group Incorporated		
		.00000	62-1505276				SCA of Clarksville, Inc.	TN	NIA	Surgical Health, LLC	Ownership	100.000	UnitedHealth Group Incorporated		
		.00000	27-1707364				SCA Pacific Holdings, Inc.	CA	NIA	SC Affiliates, LLC	Ownership	100.000	UnitedHealth Group Incorporated		
		.00000	46-1686425				SCA Pennsylvania Holdings, LLC	DE	NIA	Surgery Center Holding, LLC	Ownership	100.000	UnitedHealth Group Incorporated		
							SCA Premier Surgery Center of Louisville, LLC								
		.00000	72-1386840					DE	NIA	SC Affiliates, LLC	Ownership	100.000	UnitedHealth Group Incorporated		
		.00000	81-5211225				SCA Rockledge JV, LLC	DE	NIA	SCA-Merriitt, LLC	Ownership	97.000	UnitedHealth Group Incorporated		2
		.00000	45-4252645				SCA ROCS Holdings, LLC	DE	NIA	National Surgery Centers, LLC	Ownership	25.000	UnitedHealth Group Incorporated		
		.00000	45-4252645				SCA ROCS Holdings, LLC	DE	NIA	SC Affiliates, LLC	Ownership	25.000	UnitedHealth Group Incorporated		
		.00000	45-4252645				SCA ROCS Holdings, LLC	DE	NIA	SunSurgery, LLC	Ownership	25.000	UnitedHealth Group Incorporated		
		.00000	45-4252645				SCA ROCS Holdings, LLC	DE	NIA	Surgery Center Holding, LLC	Ownership	25.000	UnitedHealth Group Incorporated		
		.00000	47-4928368				SCA Southwestern PA, LLC	DE	NIA	SC Affiliates, LLC	Ownership	100.000	UnitedHealth Group Incorporated		
		.00000	47-3165040				SCA Specialists of Florida, LLC	DE	NIA	SCA Surgery Holdings, LLC	Ownership	100.000	UnitedHealth Group Incorporated		
		.00000	46-4898819				SCA SSC Holdings, LLC	DE	NIA	National Surgery Centers, LLC	Ownership	25.000	UnitedHealth Group Incorporated		
		.00000	46-4898819				SCA SSC Holdings, LLC	DE	NIA	SC Affiliates, LLC	Ownership	25.000	UnitedHealth Group Incorporated		
		.00000	46-4898819				SCA SSC Holdings, LLC	DE	NIA	SunSurgery, LLC	Ownership	25.000	UnitedHealth Group Incorporated		
		.00000	46-4898819				SCA SSC Holdings, LLC	DE	NIA	Surgery Center Holding, LLC	Ownership	25.000	UnitedHealth Group Incorporated		
		.00000	45-4266502				SCA SSSC Holdings, LLC	DE	NIA	National Surgery Centers, LLC	Ownership	25.000	UnitedHealth Group Incorporated		
		.00000	45-4266502				SCA SSSC Holdings, LLC	DE	NIA	SC Affiliates, LLC	Ownership	25.000	UnitedHealth Group Incorporated		
		.00000	45-4266502				SCA SSSC Holdings, LLC	DE	NIA	SunSurgery, LLC	Ownership	25.000	UnitedHealth Group Incorporated		

SCHEDULE Y
PART 1A - DETAIL OF INSURANCE HOLDING COMPANY SYSTEM

1	2	3	4	5	6	7	8	9	10	11	12	13	14	15	16
Group Code	Group Name	NAIC Company Code	ID Number	Federal RSSD	CIK	Name of Securities Exchange if Publicly Traded (U.S. or International)	Names of Parent, Subsidiaries Or Affiliates	Domi-ciliary Location	Relation-ship to Reporting Entity	Directly Controlled by (Name of Entity/Person)	Type of Control (Ownership, Board, Management, Attorney-in-Fact, Influence, Other)	If Control is Owner-ship Provide Percen-tage	Ultimate Controlling Entity(ies)/Person(s)	Is an SCA Filing Re-quired? (Y/N)	*
		.00000	45-4266502				SCA SSSC Holdings, LLC	DE	NIA	Surgery Center Holding, LLC	Ownership	25.000	UnitedHealth Group Incorporated		
		.00000	47-5038680				SCA Stonegate Holdings, LLC	DE	NIA	SCA Austin Holdings, LLC	Ownership	100.000	UnitedHealth Group Incorporated		
		.00000	63-1286887				SCA Surgery Center of Cullman, LLC	DE	NIA	SC Affiliates, LLC	Ownership	100.000	UnitedHealth Group Incorporated		
		.00000	26-2602268				SCA Surgery Holdings, LLC	DE	NIA	Surgical Care Affiliates, LLC	Ownership	100.000	UnitedHealth Group Incorporated		
		.00000	46-4774546				SCA Surgery Partners, LLC	DE	NIA	National Surgery Centers, LLC	Ownership	100.000	UnitedHealth Group Incorporated		
		.00000	75-2501088				SCA Surgicare of Laguna Hills, LLC	DE	NIA	Surgery Center Holding, LLC	Ownership	100.000	UnitedHealth Group Incorporated		
		.00000	27-2096767				SCA Teammate Support Network	AL	NIA	Surgical Care Affiliates, LLC	Ownership	100.000	UnitedHealth Group Incorporated		
		.00000	74-2555097				SCA-Albuquerque Surgery Properties, Inc.	NM	NIA	SC Affiliates, LLC	Ownership	100.000	UnitedHealth Group Incorporated		
		.00000	47-1807383				SCA-Alliance, LLC	DE	NIA	SCA Surgery Holdings, LLC	Ownership	100.000	UnitedHealth Group Incorporated		
		.00000	82-4763869				SCA-Anne Arundel, LLC	DE	NIA	SC Affiliates, LLC	Ownership	100.000	UnitedHealth Group Incorporated		
		.00000	83-2703057				SCA-Applecare Partners, LLC	DE	NIA	SCA-Downey, LLC	Ownership	100.000	UnitedHealth Group Incorporated		
		.00000	82-3857984				SCA-Bethesda, LLC	DE	NIA	SC Affiliates, LLC	Ownership	100.000	UnitedHealth Group Incorporated		
		.00000	62-1530120				SCA-Blue Ridge, LLC	DE	NIA	SC Affiliates, LLC	Ownership	100.000	UnitedHealth Group Incorporated		
		.00000					SCA-Bonita Springs, LLC	DE	NIA	SC Affiliates, LLC	Ownership	100.000	UnitedHealth Group Incorporated		
		.00000	82-1980137				SCA-Brandon, LLC	DE	NIA	SC Affiliates, LLC	Ownership	50.980	UnitedHealth Group Incorporated		2
		.00000	83-1094012				SCA-Castle Rock, LLC	DE	NIA	SC Affiliates, LLC	Ownership	100.000	UnitedHealth Group Incorporated		
		.00000	47-1535510				SCA-Central Florida, LLC	FL	NIA	SC Affiliates, LLC	Ownership	55.360	UnitedHealth Group Incorporated		2
		.00000	58-1709758				SCA-Charleston, LLC	DE	NIA	SCA Surgery Holdings, LLC	Ownership	100.000	UnitedHealth Group Incorporated		
		.00000	82-4511713				SCA-Chatham, LLC	DE	NIA	SC Affiliates, LLC	Ownership	100.000	UnitedHealth Group Incorporated		
		.00000	83-1093626				SCA-Cherry Creek, LLC	DE	NIA	SC Affiliates, LLC	Ownership	100.000	UnitedHealth Group Incorporated		
		.00000	81-3301058				SCA-Chevy Chase, LLC	DE	NIA	SC Affiliates, LLC	Ownership	100.000	UnitedHealth Group Incorporated		
		.00000	62-1516306				SCA-Citrus, Inc.	TN	NIA	SC Affiliates, LLC	Ownership	100.000	UnitedHealth Group Incorporated		
		.00000	93-1047471				SCA-Colorado Springs, LLC	DE	NIA	SC Affiliates, LLC	Ownership	100.000	UnitedHealth Group Incorporated		
		.00000	83-1585952				SCA-Connecticut Partners, LLC	DE	NIA	SunSurgery, LLC	Ownership	100.000	UnitedHealth Group Incorporated		
		.00000	47-4028383				SCA-Davenport, LLC	DE	NIA	SC Affiliates, LLC	Ownership	100.000	UnitedHealth Group Incorporated		
		.00000	82-1470227				SCA-Derry, LLC	DE	NIA	SC Affiliates, LLC	Ownership	78.873	UnitedHealth Group Incorporated		2
		.00000	81-3734814				SCA-Doral, LLC	DE	NIA	SC Affiliates, LLC	Ownership	100.000	UnitedHealth Group Incorporated		
		.00000	83-3055579				SCA-Downey, LLC	DE	NIA	SC Affiliates, LLC	Ownership	100.000	UnitedHealth Group Incorporated		
		.00000	83-1093886				SCA-DRY CREEK, LLC	DE	NIA	SC Affiliates, LLC	Ownership	100.000	UnitedHealth Group Incorporated		
		.00000	83-1102015				SCA-DTC Holdings, LLC	DE	NIA	SC Affiliates, LLC	Ownership	100.000	UnitedHealth Group Incorporated		
		.00000	81-1594261				SCA-Dublin, LLC	DE	NIA	SC Affiliates, LLC	Ownership	100.000	UnitedHealth Group Incorporated		
		.00000	81-3301305				SCA-Encinitas, Inc.	DE	NIA	Surgical Health, LLC	Ownership	100.000	UnitedHealth Group Incorporated		
		.00000	62-1541235				SCA-Eugene, Inc.	TN	NIA	SC Affiliates, LLC	Ownership	100.000	UnitedHealth Group Incorporated		
		.00000					SCA-First Coast, LLC	DE	NIA	SC Affiliates, LLC	Ownership	100.000	UnitedHealth Group Incorporated		
		.00000	62-1551099				SCA-Florence, LLC	DE	NIA	SC Affiliates, LLC	Ownership	100.000	UnitedHealth Group Incorporated		
		.00000	93-1067967				SCA-Fort Collins, Inc.	CO	NIA	SC Affiliates, LLC	Ownership	100.000	UnitedHealth Group Incorporated		
		.00000	62-1502719				SCA-Fort Walton, Inc.	TN	NIA	SC Affiliates, LLC	Ownership	100.000	UnitedHealth Group Incorporated		
		.00000	47-3641516				SCA-Franklin, LLC	DE	NIA	SC Affiliates, LLC	Ownership	100.000	UnitedHealth Group Incorporated		
		.00000	81-2727879				SCA-Frederick, LLC	DE	NIA	SC Affiliates, LLC	Ownership	100.000	UnitedHealth Group Incorporated		
		.00000	82-3535257				SCA-Freeway Holdings, LLC	DE	NIA	SC Affiliates, LLC	Ownership	100.000	UnitedHealth Group Incorporated		
		.00000					SCA-Ft. Myers, LLC	DE	NIA	SC Affiliates, LLC	Ownership	100.000	UnitedHealth Group Incorporated		
		.00000	62-1547690				SCA-Gainesville, LLC	DE	NIA	SC Affiliates, LLC	Ownership	100.000	UnitedHealth Group Incorporated		
		.00000	81-1956407				SCA-Gladiolus, LLC	DE	NIA	SC Affiliates, LLC	Ownership	100.000	UnitedHealth Group Incorporated		
		.00000	82-1438326				SCA-GRANTS PASS, LLC	DE	NIA	SC Affiliates, LLC	Ownership	100.000	UnitedHealth Group Incorporated		
		.00000	81-2376695				SCA-Grove Place, LLC	DE	NIA	SC Affiliates, LLC	Ownership	100.000	UnitedHealth Group Incorporated		
		.00000	47-3466283				SCA-Hagerstown, LLC	DE	NIA	SC Affiliates, LLC	Ownership	100.000	UnitedHealth Group Incorporated		
		.00000	81-4605501				SCA-Hamden, LLC	DE	NIA	SC Affiliates, LLC	Ownership	100.000	UnitedHealth Group Incorporated		
		.00000	47-5229514				SCA-Hilton Head, LLC	DE	NIA	SC Affiliates, LLC	Ownership	100.000	UnitedHealth Group Incorporated		
		.00000	62-1506650				SCA-Honolulu, LLC	DE	NIA	SC Affiliates, LLC	Ownership	100.000	UnitedHealth Group Incorporated		
		.00000	81-3445356				SCA-Houston Executive, LLC	DE	NIA	SCA Pacific Holdings, Inc.	Ownership	100.000	UnitedHealth Group Incorporated		
		.00000	81-4905342				SCAI Holdings, LLC	DE	NIA	SCA HoldCo, Inc.	Ownership	100.000	UnitedHealth Group Incorporated		
		.00000	81-1666861				SCA-Illinois, LLC	DE	NIA	SCA Surgery Holdings, LLC	Ownership	100.000	UnitedHealth Group Incorporated		
		.00000	47-3930052				SCA-IT Holdings, LLC	DE	NIA	SC Affiliates, LLC	Ownership	100.000	UnitedHealth Group Incorporated		
		.00000	83-1102109				SCA-Kissing Camels Holdings, LLC	DE	NIA	SC Affiliates, LLC	Ownership	100.000	UnitedHealth Group Incorporated		

SCHEDULE Y
PART 1A - DETAIL OF INSURANCE HOLDING COMPANY SYSTEM

1	2	3	4	5	6	7	8	9	10	11	12	13	14	15	16
Group Code	Group Name	NAIC Company Code	ID Number	Federal RSSD	CIK	Name of Securities Exchange if Publicly Traded (U.S. or International)	Names of Parent, Subsidiaries Or Affiliates	Domi-ciliary Loca-tion	Relation-ship to Reporting Entity	Directly Controlled by (Name of Entity/Person)	Type of Control (Ownership, Board, Management, Attorney-in-Fact, Influence, Other)	If Control is Owner-ship Provide Percen-tage	Ultimate Controlling Entity(ies)/Person(s)	Is an SCA Filing Re-quired? (Y/N)	*
		.00000	81-4292506				SCA-Main Street, LLC	.DE	NIA	SC Affiliates, LLC	Ownership	100.000	UnitedHealth Group Incorporated		
		.00000					SCA-Marina del Rey, LLC	.CA	NIA	SC Affiliates, LLC	Ownership	100.000	UnitedHealth Group Incorporated		
		.00000	81-1367813				SCA-MC VBP, Inc.	.DE	NIA	SC Affiliates, LLC	Ownership	100.000	UnitedHealth Group Incorporated		
		.00000	62-1184188				SCA-Mecklenburg Development Corp.	.NC	NIA	SC Affiliates, LLC	Ownership	100.000	UnitedHealth Group Incorporated		
		.00000	81-4616104				SCA-Memorial City, LLC	.DE	NIA	SC Affiliates, LLC	Ownership	100.000	UnitedHealth Group Incorporated		
		.00000	81-1771410				SCA-Merritt, LLC	.DE	NIA	SC Affiliates, LLC	Ownership	100.000	UnitedHealth Group Incorporated		
		.00000	82-2455773				SCA-Midlands, LLC	.DE	NIA	SC Affiliates, LLC	Ownership	100.000	UnitedHealth Group Incorporated		
		.00000	81-2976543				SCA-Midway Management, LLC	.IL	NIA	SC Affiliates, LLC	Ownership	100.000	UnitedHealth Group Incorporated		
		.00000	83-1093787				SCA-Mile High Holdings, LLC	.DE	NIA	SC Affiliates, LLC	Ownership	100.000	UnitedHealth Group Incorporated		
		.00000	80-0070617				SCA-Mobile, LLC	.DE	NIA	SC Affiliates, LLC	Ownership	100.000	UnitedHealth Group Incorporated		
		.00000	81-1320467				SCA-Mokena Properties, LLC	.DE	NIA	SCA-Mokena, LLC	Ownership	100.000	UnitedHealth Group Incorporated		
		.00000	81-1065674				SCA-Mokena, LLC	.DE	NIA	SC Affiliates, LLC	Ownership	100.000	UnitedHealth Group Incorporated		
		.00000					SCA-Morris County, LLC	.DE	NIA	SC Affiliates, LLC	Ownership	100.000	UnitedHealth Group Incorporated		
		.00000	62-1508655				SCA-Mt. Pleasant, LLC	.DE	NIA	SC Affiliates, LLC	Ownership	100.000	UnitedHealth Group Incorporated		
		.00000	81-2850365				SCA-Naperville, LLC	.DE	NIA	SC Affiliates, LLC	Ownership	100.000	UnitedHealth Group Incorporated		
		.00000	82-3002171				SCA-Naples, LLC	.DE	NIA	SC Affiliates, LLC	Ownership	100.000	UnitedHealth Group Incorporated		
		.00000	81-1347328				SCA-ND VBP, Inc.	.DE	NIA	SC Affiliates, LLC	Ownership	100.000	UnitedHealth Group Incorporated		
		.00000	47-4418919				SCA-New Jersey, LLC	.DE	NIA	SC Affiliates, LLC	Ownership	100.000	UnitedHealth Group Incorporated		
		.00000	47-1760663				SCA-Newport Beach, LLC	.CA	NIA	SC Affiliates, LLC	Ownership	100.000	UnitedHealth Group Incorporated		
		.00000					Scanner Centromed S.A.	.CH	NIA	Administradora Médica Centromed S.A.	Ownership	84.500	UnitedHealth Group Incorporated		2
		.00000	62-1589343				SCA-Northeast Georgia Health, LLC	.TN	NIA	SCA-Gainesville, LLC	Ownership	50.100	UnitedHealth Group Incorporated		2
		.00000	81-3445510				SCA-Palm Beach MSO Holdings, LLC	.DE	NIA	SunSurgery, LLC	Ownership	100.000	UnitedHealth Group Incorporated		
		.00000	82-3050836				SCA-Palm Beach, LLC	.DE	NIA	SC Affiliates, LLC	Ownership	100.000	UnitedHealth Group Incorporated		
		.00000	62-1538850				SCA-Paoli, LLC	.DE	NIA	SC Affiliates, LLC	Ownership	100.000	UnitedHealth Group Incorporated		
		.00000	47-2785908				SCA-Phoenix, LLC	.DE	NIA	SC Affiliates, LLC	Ownership	100.000	UnitedHealth Group Incorporated		
		.00000	47-1620189				SCA-Pocono, LLC	.DE	NIA	SC Affiliates, LLC	Ownership	100.000	UnitedHealth Group Incorporated		
		.00000	81-4139195				SCA-PORTLAND, LLC	.DE	NIA	SC Affiliates, LLC	Ownership	100.000	UnitedHealth Group Incorporated		
		.00000					SCA-Practice Partners Holdings, LLC	.DE	NIA	SC Affiliates, LLC	Ownership	100.000	UnitedHealth Group Incorporated		
		.00000	81-4304317				SCA-River Valley, LLC	.DE	NIA	SC Affiliates, LLC	Ownership	100.000	UnitedHealth Group Incorporated		
		.00000	83-2111732				SCA-Riverside Partners, LLC	.DE	NIA	SCA-Riverside, LLC	Ownership	51.000	UnitedHealth Group Incorporated		2
		.00000	83-2721919				SCA-Riverside, LLC	.DE	NIA	SC Affiliates, LLC	Ownership	100.000	UnitedHealth Group Incorporated		
		.00000	47-1647512				SCA-Rockville, LLC	.DE	NIA	SC Affiliates, LLC	Ownership	100.000	UnitedHealth Group Incorporated		
		.00000	81-2963561				SCA-San Diego, Inc.	.DE	NIA	Surgical Health, LLC	Ownership	100.000	UnitedHealth Group Incorporated		
		.00000	94-3138088				SCA-San Luis Obispo, LLC	.DE	NIA	SC Affiliates, LLC	Ownership	100.000	UnitedHealth Group Incorporated		
		.00000	47-1685878				SCA-Sand Lake, LLC	.FL	NIA	SC Affiliates, LLC	Ownership	100.000	UnitedHealth Group Incorporated		
		.00000	88-0185362				SCA-Santa Rosa, Inc.	.NV	NIA	SC Affiliates, LLC	Ownership	100.000	UnitedHealth Group Incorporated		
		.00000	62-1179532				SCA-Shelby Development Corp.	.TN	NIA	SC Affiliates, LLC	Ownership	100.000	UnitedHealth Group Incorporated		
		.00000	81-3300613				SCA-Somerset, LLC	.DE	NIA	SCA Surgery Holdings, LLC	Ownership	100.000	UnitedHealth Group Incorporated		
		.00000	22-3117714				SCA-South Jersey, LLC	.DE	NIA	SC Affiliates, LLC	Ownership	100.000	UnitedHealth Group Incorporated		
		.00000	47-2676325				SCA-Sparta, LLC	.DE	NIA	SC Affiliates, LLC	Ownership	100.000	UnitedHealth Group Incorporated		
		.00000	82-4499088				SCA-Spartanburg Holdings, LLC	.DE	NIA	SC Affiliates, LLC	Ownership	100.000	UnitedHealth Group Incorporated		
		.00000	47-4106989				SCA-St. Louis, LLC	.DE	NIA	Surgical Health, LLC	Ownership	100.000	UnitedHealth Group Incorporated		
		.00000	82-3270591				SCA-St. Lucie, LLC	.DE	NIA	SC Affiliates, LLC	Ownership	100.000	UnitedHealth Group Incorporated		
		.00000	81-4371453				SCA-SurgiCare, LLC	.DE	NIA	SC Affiliates, LLC	Ownership	100.000	UnitedHealth Group Incorporated		
		.00000	81-2455241				SCA-Swiftpath, LLC	.DE	NIA	SC Affiliates, LLC	Ownership	100.000	UnitedHealth Group Incorporated		
		.00000	82-1987225				SCA-VERTA, LLC	.DE	NIA	SC Affiliates, LLC	Ownership	100.000	UnitedHealth Group Incorporated		
		.00000	82-2294882				SCA-Wake Forest, LLC	.DE	NIA	SC Affiliates, LLC	Ownership	100.000	UnitedHealth Group Incorporated		
		.00000	82-1449412				SCA-Western Connecticut, LLC	.DE	NIA	SC Affiliates, LLC	Ownership	100.000	UnitedHealth Group Incorporated		
		.00000	82-3689825				SCA-Westover Hills, LLC	.DE	NIA	SC Affiliates, LLC	Ownership	100.000	UnitedHealth Group Incorporated		
		.00000					SCA-Wilmington, LLC	.DE	NIA	SC Affiliates, LLC	Ownership	100.000	UnitedHealth Group Incorporated		
		.00000	47-2890788				SCA-Wilson, LLC	.DE	NIA	SCA Surgery Holdings, LLC	Ownership	100.000	UnitedHealth Group Incorporated		
		.00000	81-1159878				SCA-Winchester, LLC	.DE	NIA	SC Affiliates, LLC	Ownership	100.000	UnitedHealth Group Incorporated		
		.00000	62-1525777				SCA-Winter Park, Inc.	.TN	NIA	SC Affiliates, LLC	Ownership	100.000	UnitedHealth Group Incorporated		
		.00000	82-3528300				SCA-Woodlands Holdings, LLC	.DE	NIA	SC Affiliates, LLC	Ownership	100.000	UnitedHealth Group Incorporated		

SCHEDULE Y
PART 1A - DETAIL OF INSURANCE HOLDING COMPANY SYSTEM

1	2	3	4	5	6	7	8	9	10	11	12	13	14	15	16
Group Code	Group Name	NAIC Company Code	ID Number	Federal RSSD	CIK	Name of Securities Exchange if Publicly Traded (U.S. or International)	Names of Parent, Subsidiaries Or Affiliates	Domi-ciliary Location	Relation-ship to Reporting Entity	Directly Controlled by (Name of Entity/Person)	Type of Control (Ownership, Board, Management, Attorney-in-Fact, Influence, Other)	If Control is Owner-ship Provide Percen-tage	Ultimate Controlling Entity(ies)/Person(s)	Is an SCA Filing Re-quired? (Y/N)	*
		.00000	27-2635371				SCP Specialty Infusion, LLC	.DE	NIA	BriovaRx Infusion Services, Inc.	Ownership	100.000	UnitedHealth Group Incorporated		
		.00000	45-3629080				Script Relief LLC	.DE	NIA	OptumRx PBM of Illinois, Inc.	Ownership	58.000	UnitedHealth Group Incorporated		
		.00000	45-3629080				Script Relief LLC	.DE	NIA	OptumRx Health Solutions, LLC	Ownership	42.000	UnitedHealth Group Incorporated		
		.00000	98-1097822				ScriptSwitch Limited	.GBR	NIA	Optum UK Solutions Group Limited	Ownership	100.000	UnitedHealth Group Incorporated		
		.00000	98-1202716				Seisa Serviços Integrados de Saúde Ltda.	.BRA	NIA	Amil Assistência Médica Internacional S.A.	Ownership	99.990	UnitedHealth Group Incorporated		2
		.00000	98-1202716				Seisa Serviços Integrados de Saúde Ltda.	.BRA	NIA	Cemed Care – Empresa de Atendimento Clínico Geral Ltda.	Ownership	0.000	UnitedHealth Group Incorporated		2
		.00000	42-1709357				Senate Street Surgery Center, LLC	.IN	NIA	SCA SSSC Holdings, LLC	Ownership	50.720	UnitedHealth Group Incorporated		2
		.00000	27-1533951				Serquinox Holdings LLC	.DE	NIA	BriovaRx Infusion Services, Inc.	Ownership	100.000	UnitedHealth Group Incorporated		
		.00000					Servicios de Entrenamiento en Competencias Clínicas Ltda.	.CHL	NIA	Clínica Santa María S.A.	Ownership	99.900	UnitedHealth Group Incorporated		
		.00000					Servicios de Entrenamiento en Competencias Clínicas Ltda.	.CHL	NIA	Sociedad de Inversiones Santa María S.A.	Ownership	0.100	UnitedHealth Group Incorporated		
		.00000					Servicios Integrados de Salud Ltda.	.CHL	NIA	Clínica Dávila y Servicios Médicos S.A.	Ownership	99.900	UnitedHealth Group Incorporated		
		.00000					Servicios Integrados de Salud Ltda.	.CHL	NIA	Clínica Santa María S.A.	Ownership	0.100	UnitedHealth Group Incorporated		
		.00000					Servicios Médicos Amed Quilpué S.A.	.CHL	NIA	Centromed Quilpué S.A.	Ownership	99.900	UnitedHealth Group Incorporated		
		.00000					Servicios Médicos Amed Quilpué S.A.	.CHL	NIA	Laboratorios Médicos Amed Quilpué S.A.	Ownership	0.100	UnitedHealth Group Incorporated		
		.00000					Servicios Médicos Bío Bío Limitada	.CHL	NIA	Clínica Bío Bío S.A.	Ownership	99.000	UnitedHealth Group Incorporated		
		.00000					Servicios Médicos Bío Bío Limitada	.CHL	NIA	Saden S.A.	Ownership	1.000	UnitedHealth Group Incorporated		
		.00000					Servicios Médicos Ciudad del Mar Ltda.	.CHL	NIA	Clínica Ciudad del Mar S.A.	Ownership	99.000	UnitedHealth Group Incorporated		
		.00000					Servicios Médicos Ciudad del Mar Ltda.	.CHL	NIA	Saden S.A.	Ownership	1.000	UnitedHealth Group Incorporated		
		.00000					Servicios Médicos Santa María Limitada	.CHL	NIA	Sociedad de Inversiones Santa María S.A.	Ownership	99.176	UnitedHealth Group Incorporated		
		.00000					Servicios Médicos Santa María Limitada	.CHL	NIA	Clínica Santa María S.A.	Ownership	0.824	UnitedHealth Group Incorporated		
		.00000					Servicios Médicos Vespucio Ltda.	.CHL	NIA	Clínica Vespucio S.A.	Ownership	99.000	UnitedHealth Group Incorporated		
		.00000					Servicios Médicos Vespucio Ltda.	.CHL	NIA	Saden S.A.	Ownership	1.000	UnitedHealth Group Incorporated		
		.00000	45-4233576				SharedClarity LLC	.DE	NIA	United HealthCare Services, Inc.	Ownership	100.000	UnitedHealth Group Incorporated		
		.00000	58-1978974				SHC Atlanta, LLC	.DE	NIA	Surgical Health, LLC	Ownership	100.000	UnitedHealth Group Incorporated		
		.00000	58-2013443				SHC Austin, Inc.	.GA	NIA	Surgical Health, LLC	Ownership	100.000	UnitedHealth Group Incorporated		
		.00000	58-2062812				SHC Hawthorn, Inc.	.GA	NIA	Surgical Health, LLC	Ownership	100.000	UnitedHealth Group Incorporated		
		.00000	58-2101924				SHC Melbourne, Inc.	.GA	NIA	Surgical Health, LLC	Ownership	100.000	UnitedHealth Group Incorporated		
		.00000	62-1223273				Shelby Surgery Properties, Inc.	.TN	NIA	SC Affiliates, LLC	Ownership	100.000	UnitedHealth Group Incorporated		
.0707	UnitedHealth Group Incorporated	.71420	94-0734860				Sierra Health and Life Insurance Company, Inc.	.NV	.IA	Sierra Health Services, Inc.	Ownership	100.000	UnitedHealth Group Incorporated		
		.00000	88-0200415				Sierra Health Services, Inc.	.NV	NIA	UnitedHealthcare, Inc.	Ownership	100.000	UnitedHealth Group Incorporated		
		.00000	88-0254322				Sierra Health-Care Options, Inc.	.NV	NIA	Sierra Health Services, Inc.	Ownership	100.000	UnitedHealth Group Incorporated		
		.00000	88-0385705				Sierra Home Medical Products, Inc.	.NV	NIA	Sierra Health Services, Inc.	Ownership	100.000	UnitedHealth Group Incorporated		
		.00000	88-0264562				Sierra Nevada Administrators, Inc.	.NV	NIA	Sierra Health Services, Inc.	Ownership	100.000	UnitedHealth Group Incorporated		
		.00000					Sistema de Administración Hospitalaria S.A.C.	.PER	NIA	Pacífico S.A. Entidad Prestadora de Salud	Ownership	99.870	UnitedHealth Group Incorporated		1
		.00000					Sobam – Centro Médico Hospitalar S.A.	.BRA	.IA	Santa Helena Assistência Médica S.A.	Ownership	100.000	UnitedHealth Group Incorporated		
		.00000	98-1453235				Sociedad de Inversiones Santa María S.A.	.CHL	NIA	Clínica Santa María S.A.	Ownership	99.743	UnitedHealth Group Incorporated		
		.00000	98-1453235				Sociedad de Inversiones Santa María S.A.	.CHL	NIA	Clínica Dávila y Servicios Médicos S.A.	Ownership	0.257	UnitedHealth Group Incorporated		
		.00000	98-1462570				Sociedad Editorial para la Ciencia Limitada.	.COL	NIA	Banmédica S.A.	Ownership	76.290	UnitedHealth Group Incorporated		2
		.00000	20-8433398				Somerset Outpatient Surgery, L.L.C.	.NJ	NIA	SCA-Somerset, LLC	Ownership	59.520	UnitedHealth Group Incorporated		2
		.00000	88-0201420				Southwest Medical Associates, Inc.	.NV	NIA	Sierra Health Services, Inc.	Ownership	100.000	UnitedHealth Group Incorporated		
		.00000	38-2609888				Southwest Michigan Health Network Inc.	.MI	NIA	UnitedHealthcare, Inc.	Ownership	100.000	UnitedHealth Group Incorporated		
		.00000	36-4369359				Southwest Surgery Center, LLC	.IL	NIA	SCA-Mokena, LLC	Ownership	54.300	UnitedHealth Group Incorporated		2
		.00000	75-2516426				Space Coast Surgical Center, Ltd.	.FL	NIA	SCA Rockledge JV, LLC	Ownership	52.190	UnitedHealth Group Incorporated		2
		.00000	57-0953005				Spartanburg Surgery Center, LLC	.SC	NIA	SCA-Spartanburg Holdings, LLC	Influence	10.700	UnitedHealth Group Incorporated		5
		.00000	55-0790742				Specialists in Urology Surgery Center, LLC	.FL	NIA	SCA Specialists of Florida, LLC	Ownership	100.000	UnitedHealth Group Incorporated		
		.00000	25-1868213				Specialized Pharmaceuticals, Inc.	.PA	NIA	QoL Acquisition Holdings Corp.	Ownership	100.000	UnitedHealth Group Incorporated		
		.00000	41-1921983				Specialty Benefits, LLC	.DE	NIA	United HealthCare Services, Inc.	Ownership	100.000	UnitedHealth Group Incorporated		

SCHEDULE Y
PART 1A - DETAIL OF INSURANCE HOLDING COMPANY SYSTEM

1	2	3	4	5	6	7	8	9	10	11	12	13	14	15	16
Group Code	Group Name	NAIC Company Code	ID Number	Federal RSSD	CIK	Name of Securities Exchange if Publicly Traded (U.S. or International)	Names of Parent, Subsidiaries Or Affiliates	Domi-ciliary Location	Relation-ship to Reporting Entity	Directly Controlled by (Name of Entity/Person)	Type of Control (Ownership, Board, Management, Attorney-in-Fact, Influence, Other)	If Control is Ownership Provide Percentage	Ultimate Controlling Entity(ies)/Person(s)	Is an SCA Filing Re-quired? (Y/N)	*
		.00000	20-3412545				Specialty Surgical Center, LLC	NJ	NIA	SCA-Sparta, LLC	Ownership	51.000	UnitedHealth Group Incorporated		2
		.00000	71-0886811				Spectera of New York, IPA, Inc.	NY	NIA	Spectera, Inc.	Ownership	100.000	UnitedHealth Group Incorporated		
		.00000	52-1260282				Spectera, Inc.	MD	NIA	Specialty Benefits, LLC	Ownership	100.000	UnitedHealth Group Incorporated		
		.00000	81-1387232				SPINETRACK 20/20, Inc.	CA	NIA	SCA-ND VBP, Inc.	Ownership	100.000	UnitedHealth Group Incorporated		
		.00000	46-5587702				Spotlite, Inc.	DE	NIA	Rally Health, Inc.	Ownership	100.000	UnitedHealth Group Incorporated		
		.00000	62-1770924				SRPS, LLC	DE	NIA	Progressive Enterprises Holdings, Inc.	Ownership	100.000	UnitedHealth Group Incorporated		
		.00000	45-4148167				SSSC Holdings, LLC	IN	NIA	SCA SSSC Holdings, LLC	Influence	49.000	UnitedHealth Group Incorporated		5
		.00000	75-2201400				St. Cloud Outpatient Surgery, Ltd., a Minnesota Limited Partnership	MN	NIA	St. Cloud Surgical Center, LLC	Influence	23.383	UnitedHealth Group Incorporated		5
		.00000	41-1348916				St. Cloud Surgical Center, LLC	DE	NIA	Surgery Center Holding, LLC	Ownership	100.000	UnitedHealth Group Incorporated		
		.00000	20-1211544				Stonegate Surgery Center, L.P.	TX	NIA	SCA Stonegate Holdings, LLC	Ownership	58.670	UnitedHealth Group Incorporated		2
		.00000	27-2944223				Streamlines Health, LLC	MN	NIA	Savvysherpa, LLC	Ownership	100.000	UnitedHealth Group Incorporated		
		.00000	06-1082848				SunSurgery, LLC	DE	NIA	Surgical Care Affiliates, LLC	Ownership	100.000	UnitedHealth Group Incorporated		
		.00000	82-5207693				Surgery Center at Kissing Camels, LLC	CO	NIA	SCA-Kissing Camels Holdings, LLC	Ownership	55.000	UnitedHealth Group Incorporated		2
		.00000	62-1739361				Surgery Center Holding, LLC	DE	NIA	Surgical Care Affiliates, LLC	Ownership	100.000	UnitedHealth Group Incorporated		
		.00000	62-1509341				Surgery Center of Boca Raton, Inc.	FL	NIA	Surgical Health, LLC	Ownership	100.000	UnitedHealth Group Incorporated		
		.00000	62-1506370				Surgery Center of Clarksville, L.P.	TN	NIA	Surgical Health, LLC	Ownership	99.900	UnitedHealth Group Incorporated		2
		.00000	63-1214140				Surgery Center of Colorado Springs, LLC	DE	NIA	SC Affiliates, LLC	Ownership	100.000	UnitedHealth Group Incorporated		
		.00000	42-1166764				Surgery Center of Des Moines, LLC	DE	NIA	Surgery Center Holding, LLC	Ownership	100.000	UnitedHealth Group Incorporated		
		.00000	72-1349752				Surgery Center of Easton, LLC	DE	NIA	SC Affiliates, LLC	Ownership	100.000	UnitedHealth Group Incorporated		
		.00000	63-1212213				Surgery Center of Ellicott City, Inc.	DE	NIA	SC Affiliates, LLC	Ownership	100.000	UnitedHealth Group Incorporated		
		.00000	20-1733152				Surgery Center of Fairfield County, LLC	DE	NIA	SunSurgery, LLC	Influence	43.204	UnitedHealth Group Incorporated		5
		.00000	62-1179537				Surgery Center of Louisville, LLC	DE	NIA	SC Affiliates, LLC	Ownership	100.000	UnitedHealth Group Incorporated		
		.00000	63-1231944				Surgery Center of Maui, LLC	DE	NIA	SC Affiliates, LLC	Ownership	100.000	UnitedHealth Group Incorporated		
		.00000	63-1194204				Surgery Center of Muskogee, LLC	DE	NIA	SC Affiliates, LLC	Ownership	100.000	UnitedHealth Group Incorporated		
		.00000	11-3701564				Surgery Center of Rockville, L.L.C.	MD	NIA	SCA-Rockville, LLC	Ownership	59.000	UnitedHealth Group Incorporated		2
		.00000	63-1212214				Surgery Center of Southern Pines, LLC	DE	NIA	Surgery Center Holding, LLC	Ownership	100.000	UnitedHealth Group Incorporated		
		.00000	63-1178497				Surgery Center of Spokane, LLC	DE	NIA	SC Affiliates, LLC	Ownership	100.000	UnitedHealth Group Incorporated		
		.00000	63-1184216				Surgery Center of Summerlin, LLC	DE	NIA	SC Affiliates, LLC	Ownership	100.000	UnitedHealth Group Incorporated		
		.00000	82-3448050				Surgery Center of The Woodlands, LLC	TX	NIA	SCA-Woodlands Holdings, LLC	Ownership	55.510	UnitedHealth Group Incorporated		2
		.00000	62-1491963				Surgery Center of Vero Beach, Inc.	TN	NIA	Surgical Health, LLC	Ownership	100.000	UnitedHealth Group Incorporated		
		.00000					Surgery Center of Wilmington Properties, LLC	NC	NIA	Surgery Center of Wilmington, LLC	Ownership	100.000	UnitedHealth Group Incorporated		
		.00000					Surgery Center of Wilmington, LLC	NC	NIA	SCA-Wilmington, LLC	Ownership	100.000	UnitedHealth Group Incorporated		
		.00000	36-3562598				Surgery Centers of Des Moines, Ltd., an Iowa Limited Partnership	IA	NIA	Surgery Center Holding, LLC	Ownership	67.950	UnitedHealth Group Incorporated		2
		.00000	68-0282268				Surgery Centers-West Holdings, LLC	DE	NIA	Surgical Care Affiliates, LLC	Ownership	100.000	UnitedHealth Group Incorporated		
		.00000	33-1187498				Surgical Care Affiliates Political Action Committee	AL	NIA	Surgical Care Affiliates, LLC	Ownership	100.000	UnitedHealth Group Incorporated		
		.00000	20-8922307				Surgical Care Affiliates, LLC	DE	NIA	SCAI Holdings, LLC	Ownership	100.000	UnitedHealth Group Incorporated		
		.00000	46-2971080				Surgical Care Partners of Melbourne, LLC	DE	NIA	SHC Melbourne, Inc.	Ownership	72.750	UnitedHealth Group Incorporated		2
		.00000	75-1925497				Surgical Caregivers of Fort Worth, LLC	TX	NIA	THR-SCA Holdings, LLC	Influence	56.423	UnitedHealth Group Incorporated		5
		.00000	63-1242229				Surgical Center at Premier, LLC	TN	NIA	Audubon Ambulatory Surgery Center, LLC	Influence	100.000	UnitedHealth Group Incorporated		5
		.00000	63-1251243				Surgical Center of Greensboro, LLC	NC	NIA	NSC Greensboro, LLC	Influence	35.720	UnitedHealth Group Incorporated		5
		.00000	22-2709324				Surgical Center of South Jersey, Limited Partnership	NJ	NIA	SCA-South Jersey, LLC	Ownership	61.853	UnitedHealth Group Incorporated		2
		.00000	63-1138507				Surgical Center of Tuscaloosa Holdings, LLC	AL	NIA	Surgical Care Affiliates, LLC	Ownership	100.000	UnitedHealth Group Incorporated		
		.00000					Surgical Eye Experts, LLC	MA	OTH	Physician(s) owned	Influence	0.000	UnitedHealth Group Incorporated		4
		.00000	58-1997354				Surgical Health of Orlando, LLC	FL	NIA	Surgical Health, LLC	Ownership	81.760	UnitedHealth Group Incorporated		2
		.00000	58-1941168				Surgical Health, LLC	DE	NIA	Surgical Care Affiliates, LLC	Ownership	100.000	UnitedHealth Group Incorporated		
		.00000	27-0168681				Surgical Hospital Holdings of Oklahoma, LLC	DE	NIA	SCA Surgery Holdings, LLC	Ownership	100.000	UnitedHealth Group Incorporated		
		.00000	75-2157730				Surgicare of Belleville, LLC	DE	NIA	Surgery Center Holding, LLC	Ownership	100.000	UnitedHealth Group Incorporated		
		.00000	64-0629000				Surgicare of Jackson, LLC	DE	NIA	Surgery Center Holding, LLC	Ownership	100.000	UnitedHealth Group Incorporated		

SCHEDULE Y
PART 1A - DETAIL OF INSURANCE HOLDING COMPANY SYSTEM

1	2	3	4	5	6	7	8	9	10	11	12	13	14	15	16
Group Code	Group Name	NAIC Company Code	ID Number	Federal RSSD	CIK	Name of Securities Exchange if Publicly Traded (U.S. or International)	Names of Parent, Subsidiaries Or Affiliates	Domi-ciliary Location	Relation-ship to Reporting Entity	Directly Controlled by (Name of Entity/Person)	Type of Control (Ownership, Board, Management, Attorney-in-Fact, Influence, Other)	If Control is Ownership Provide Percen-tage	Ultimate Controlling Entity(ies)/Person(s)	Is an SCA Filing Re-quired? (Y/N)	*
		.00000	75-2162993				Surgicare of Jackson, Ltd., a Mississippi Limited Partnership	.MS.	NIA	Surgicare of Jackson, LLC	Influence	.40.000	UnitedHealth Group Incorporated		.5
		.00000	75-2287141				Surgicare of Joliet, Inc.	.IL.	NIA	Surgery Center Holding, LLC	Ownership	100.000	UnitedHealth Group Incorporated		
		.00000	75-2501191				Surgicare of La Veta, Inc.	.CA.	NIA	Surgery Centers-West Holdings, LLC	Ownership	100.000	UnitedHealth Group Incorporated		
		.00000	75-2507129				Surgicare of La Veta, Ltd.	.CA.	OTH	Monarch HealthCare, A Medical Group, Inc.	Influence	0.000	UnitedHealth Group Incorporated		.4
		.00000	41-1437636				Surgicare of Minneapolis, LLC	.DE.	NIA	Surgery Center Holding, LLC	Ownership	100.000	UnitedHealth Group Incorporated		
		.00000	41-1624905				Surgicare of Minneapolis, Ltd., a Minnesota Limited Partnership	.MN.	NIA	Surgicare of Minneapolis, LLC	Influence	.20.000	UnitedHealth Group Incorporated		.5
		.00000	75-2459713				Surgicare of Mobile, LLC	.DE.	NIA	Surgery Center Holding, LLC	Ownership	100.000	UnitedHealth Group Incorporated		
		.00000	75-2459715				Surgicare of Mobile, Ltd.	.AL.	NIA	Surgicare of Mobile, LLC	Influence	.20.000	UnitedHealth Group Incorporated		.5
		.00000	75-2448926				Surgicare of Oceanside, Inc.	.CA.	NIA	Surgery Center Holding, LLC	Ownership	100.000	UnitedHealth Group Incorporated		
		.00000	75-2184730				Surgicare of Owensboro, LLC	.DE.	NIA	Surgery Center Holding, LLC	Ownership	100.000	UnitedHealth Group Incorporated		
		.00000	75-2200171				Surgicare of Salem, LLC	.DE.	NIA	Surgery Center Holding, LLC	Ownership	100.000	UnitedHealth Group Incorporated		
		.00000	35-1975122				Surgicare, LLC	.IN.	NIA	SCA-SurgiCare, LLC	Ownership	.53.680	UnitedHealth Group Incorporated		.2
		.00000	82-3717201				SurgiCenter of San Antonio at Westover Hills, LLC	.TX.	NIA	SCA-Westover Hills, LLC	Influence	.45.360	UnitedHealth Group Incorporated		.5
		.00000	95-3329855				Surgicenters of Southern California, Inc.	.CA.	NIA	Surgery Center Holding, LLC	Ownership	100.000	UnitedHealth Group Incorporated		
		.00000	46-1536748				Symphonix Health Holdings, LLC	.DE.	NIA	United HealthCare Services, Inc.	Ownership	100.000	UnitedHealth Group Incorporated		
.0707	UnitedHealth Group Incorporated	.84549	38-2044243				Symphonix Health Insurance, Inc.	.IL.	.IA	Symphonix Health Holdings, LLC	Ownership	100.000	UnitedHealth Group Incorporated		
		.00000	98-1260384				Taidene Medical Ltd.	.CAN.	NIA	UnitedHealthcare Global Canada Limited	Influence	.49.000	UnitedHealth Group Incorporated		.5
		.00000					Talbert Medical Group, P.C.	.CA.	OTH	Group	Influence	0.000	UnitedHealth Group Incorporated		.4
		.00000	47-4751035				TeamMD Holdings, Inc.	.DE.	NIA	AmeriChoice Corporation	Ownership	100.000	UnitedHealth Group Incorporated		
		.00000	47-4850893				TeamMD Iowa, Inc.	.DE.	NIA	TeamMD Holdings, Inc.	Ownership	100.000	UnitedHealth Group Incorporated		
		.00000	35-2584893				TeamMD Physicians of Texas, Inc.	.TX.	NIA	TeamMD Holdings, Inc.	Ownership	100.000	UnitedHealth Group Incorporated		
		.00000	30-0445773				TeamMD Physicians, P.C.	.IA.	OTH	Physician(s) owned	Influence	0.000	UnitedHealth Group Incorporated		.4
		.00000	82-1019055				TeamUP Insurance Services, Inc.	.CA.	NIA	HealthMarkets Insurance Agency, Inc.	Ownership	100.000	UnitedHealth Group Incorporated		
		.00000					Tecnologías de Información en Salud S.A.	.CHL.	NIA	Clínica Santa María S.A.	Ownership	50.000	UnitedHealth Group Incorporated		
		.00000					Tecnologías de Información en Salud S.A.	.CHL.	NIA	Clínica Dávila y Servicios Médicos S.A.	Ownership	50.000	UnitedHealth Group Incorporated		
		.00000	38-3897811				Texas Health Craig Ranch Surgery Center, LLC	.TX.	NIA	THR-SCA Holdings, LLC	Influence	.51.500	UnitedHealth Group Incorporated		.5
		.00000	80-0866449				Texas Health Flower Mound Orthopedic Surgery Center, LLC	.TX.	NIA	THR-SCA Holdings, LLC	Influence	.51.000	UnitedHealth Group Incorporated		.5
		.00000	81-4977249				Texas Health Orthopedic Surgery Center Alliance, LLC	.TX.	NIA	THR-SCA Holdings, LLC	Influence	.51.000	UnitedHealth Group Incorporated		.5
		.00000	82-2296081				Texas Health Surgery Center Alliance, LLC	.TX.	NIA	THR-SCA Holdings, LLC	Influence	.77.583	UnitedHealth Group Incorporated		.5
		.00000	82-1307876				Texas Health Surgery Center Bedford, LLC	.TX.	NIA	THR-SCA Holdings, LLC	Influence	.52.900	UnitedHealth Group Incorporated		.5
		.00000	20-3991622				Texas Health Surgery Center Preston Plaza, LLC	.TX.	NIA	THR-SCA Holdings, LLC	Influence	.53.048	UnitedHealth Group Incorporated		.5
		.00000	47-4425996				Texas Health Surgery Center Rockwall, LLC	.TX.	NIA	THR-SCA Holdings, LLC	Influence	.51.000	UnitedHealth Group Incorporated		.5
		.00000	52-1468699				The Advisory Board (Chile) SpA	.CHL.	NIA	The Advisory Board Company	Ownership	100.000	UnitedHealth Group Incorporated		
		.00000	52-1468699				The Advisory Board Company	.DE.	NIA	OptumInsight, Inc.	Ownership	100.000	UnitedHealth Group Incorporated		
.0707	UnitedHealth Group Incorporated	.61832	52-0676509				The Chesapeake Life Insurance Company	.OK.	.IA	HealthMarkets Group, Inc.	Ownership	100.000	UnitedHealth Group Incorporated		
		.00000	91-0214500				The Everett Clinic, PLLC	.WA.	OTH	Everett Physicians, Inc. P.S.	Influence	0.000	UnitedHealth Group Incorporated		.4
		.00000	20-5562797				The Eye Surgery Center of the Carolinas, L.P.	.NC.	NIA	Surgery Center of Southern Pines, LLC	Influence	.46.000	UnitedHealth Group Incorporated		.5
		.00000	56-1970224				The Lewin Group, Inc.	.NC.	NIA	Optum Public Sector Solutions, Inc.	Ownership	100.000	UnitedHealth Group Incorporated		
		.00000	61-1409045				The Outpatient Surgery Center of Hilton Head, LLC	.SC.	NIA	SCA-Hilton Head, LLC	Ownership	.50.000	UnitedHealth Group Incorporated		.2
		.00000					The Polyclinic MSO, LLC	.DE.	NIA	Collaborative Care Holdings, LLC	Ownership	.80.100	UnitedHealth Group Incorporated		.2
		.00000					The Polyclinic, PLLC	.WA.	OTH	Polyclinic Holdings, P.C.	Influence	100.000	UnitedHealth Group Incorporated		.4
		.00000	63-1184215				The Surgical Center at Tenaya, L.P.	.TN.	NIA	Surgery Center of Summerlin, LLC	Influence	.20.000	UnitedHealth Group Incorporated		.5
		.00000	06-1552689				The Surgical Center of Connecticut, LLC	.CT.	NIA	SCA-Main Street, LLC	Influence	.20.000	UnitedHealth Group Incorporated		.5

SCHEDULE Y
PART 1A - DETAIL OF INSURANCE HOLDING COMPANY SYSTEM

1	2	3	4	5	6	7	8	9	10	11	12	13	14	15	16
Group Code	Group Name	NAIC Company Code	ID Number	Federal RSSD	CIK	Name of Securities Exchange if Publicly Traded (U.S. or International)	Names of Parent, Subsidiaries Or Affiliates	Domi-ciliary Location	Relation-ship to Reporting Entity	Directly Controlled by (Name of Entity/Person)	Type of Control (Ownership, Board, Management, Attorney-in-Fact, Influence, Other)	If Control is Ownership Provide Percen-tage	Ultimate Controlling Entity(ies)/Person(s)	Is an SCA Filing Re-quired? (Y/N)	*
		.00000	37-1446353				THE SURGICAL CENTER OF THE TREASURE COAST, L.L.C.	..FL	..NIA	SCA-St. Lucie, LLC	Ownership	..51.000	UnitedHealth Group Incorporated		..2
		.00000	26-1479919				Thomas Johnson Surgery Center, LLC	..MD	..NIA	SCA-Frederick, LLC	Ownership	..65.000	UnitedHealth Group Incorporated		..2
		.00000	77-0367271				Thousand Oaks Endoscopy Center, LLC	..CA	..NIA	Endoscopy Center Affiliates, Inc.	Ownership	..99.000	UnitedHealth Group Incorporated		..2
		.00000	25-1825549				Three Rivers Holdings, Inc.	..DE	..UDP	AmeriChoice Corporation	Ownership	..100.000	UnitedHealth Group Incorporated		
		.00000	63-1194203				Three Rivers Surgical Care, L.P.	..TN	..NIA	Muskogee Surgical Investors, LLC	Ownership	..72.530	UnitedHealth Group Incorporated		..2
		.00000	59-3143128				Tmesys, LLC	..FL	..NIA	PMSI Holdings, LLC	Ownership	..100.000	UnitedHealth Group Incorporated		
		.00000	98-1287904				Topimagem Diagnóstico por Imagem Ltda.	..BRA	..NIA	Esho – Empresa de Serviços Hospitalares S.A.	Ownership	..89.000	UnitedHealth Group Incorporated		..2
		.00000	46-5482620				Trails Edge Surgery Center, LLC	..FL	..NIA	SCA-Bonita Springs, LLC	Ownership	..59.000	UnitedHealth Group Incorporated		..2
		.00000	52-1431155				Trauma Surgery Affiliates, LLC	..TX	..NIA	National Surgery Centers, LLC	Influence	..49.000	UnitedHealth Group Incorporated		..5
		.00000	52-1431155				Travel Express Incorporated	..MD	..NIA	FrontierMEDEX, Inc.	Ownership	..100.000	UnitedHealth Group Incorporated		
		.00000	46-2613170				Treasure Valley Emerald Properties, LLC	..ID	..NIA	Treasure Valley Hospital Limited Partnership	Influence	..100.000	UnitedHealth Group Incorporated		..5
		.00000	33-0592165				Treasure Valley Hospital Limited Partnership	..ID	..NIA	Surgical Health, LLC	Influence	..40.375	UnitedHealth Group Incorporated		..5
		.00000	27-2241757				Tri-City Medical Center ASC Operators, LLC	..CA	..NIA	Surgicare of Oceanside, Inc.	Influence	..40.000	UnitedHealth Group Incorporated		..5
		.00000	47-5088596				TriMed, LLC	..UT	..NIA	National MedTrans, LLC	Ownership	..100.000	UnitedHealth Group Incorporated		
		.00000	46-5530255				Trio Motion, LLC	..DE	..NIA	Savvysherpa, LLC	Ownership	..100.000	UnitedHealth Group Incorporated		
		.00000	63-0974161				Tuscaloosa Surgical Center, L.P.	..AL	..NIA	Surgical Center of Tuscaloosa Holdings, LLC	Influence	..30.000	UnitedHealth Group Incorporated		..5
		.00000	94-3077084				U.S. Behavioral Health Plan, California	..CA	..IA	United Behavioral Health	Ownership	..100.000	UnitedHealth Group Incorporated		
		.00000	81-3287291				UCSD-SCA Holdings I, LLC	..DE	..NIA	SCA-Encinitas, Inc.	Influence	..49.000	UnitedHealth Group Incorporated		..5
		.00000	81-3144140				UCSD-SCA Holdings II, LLC	..DE	..NIA	SCA-San Diego, Inc.	Influence	..47.961	UnitedHealth Group Incorporated		..5
		.00000	98-1388279				UHC Finance (Ireland) Unlimited Company	..IRL	..NIA	UnitedHealth Group International Finance (Ireland) Unlimited Company	Ownership	..100.000	UnitedHealth Group Incorporated		
		.00000	98-1113428				UHC Global Health Services BC Ltd.	..CAN	..NIA	UnitedHealthcare Global Canada Limited	Ownership	..100.000	UnitedHealth Group Incorporated		
		.00000	41-1913059				UHC International Services, Inc.	..DE	..NIA	UnitedHealth Group Incorporated	Ownership	..100.000	UnitedHealth Group Incorporated		
		.00000	95-2931460				UHC of California	..CA	..IA	United HealthCare Services, Inc.	Ownership	..100.000	UnitedHealth Group Incorporated		
		.00000	98-1103713				UHCG – FZE	..ARE	..NIA	UnitedHealthcare Global Medical (UK) Limited	Ownership	..100.000	UnitedHealth Group Incorporated		
		.00000	98-1372063				UHCG Holdings (Ireland) Limited	..IRL	..NIA	United HealthCare Services, Inc.	Ownership	..100.000	UnitedHealth Group Incorporated		
		.00000	98-1372064				UHCG Services (Ireland) Limited	..IRL	..NIA	UHCG Holdings (Ireland) Limited	Ownership	..100.000	UnitedHealth Group Incorporated		
		.00000	98-1122490				UHG Brasil Participações S.A.	..BRA	..NIA	Polar II Fundo de Investimento em Participações Multiestrategia	Ownership	..100.000	UnitedHealth Group Incorporated		
		.00000	41-1921008				UHC Holdings, Inc.	..DE	..NIA	United HealthCare Services, Inc.	Ownership	..100.000	UnitedHealth Group Incorporated		
		.00000	75-2922396				UICI Funding Corp. 2	..DE	..NIA	HealthMarkets, LLC	Ownership	..100.000	UnitedHealth Group Incorporated		
		.00000	39-1995276				UMR, Inc.	..DE	..NIA	United HealthCare Services, Inc.	Ownership	..100.000	UnitedHealth Group Incorporated		
		.00000	98-1444648				Unidad Médica Diagnóstico S.A.	..COL	..NIA	Colmedica Medicina Prepagada	Ownership	..92.380	UnitedHealth Group Incorporated		..2
		.00000	98-1444648				Unidad Médica Diagnóstico S.A.	..COL	..NIA	Banmedica Colombia S.A.	Ownership	..7.619	UnitedHealth Group Incorporated		..2
..0707	UnitedHealth Group Incorporated	.91529	52-1996029				Unimerica Insurance Company	..WI	..IA	OptumHealth Holdings, LLC	Ownership	..100.000	UnitedHealth Group Incorporated		
							Unimerica Life Insurance Company of New York								
..0707	UnitedHealth Group Incorporated	..11596	01-0637149				Unison Administrative Services, LLC	..NY	..IA	UnitedHealthcare Insurance Company	Ownership	..100.000	UnitedHealth Group Incorporated		
		.00000	25-1877716				Unison Health Plan of Delaware, Inc.	..PA	..NIA	Three Rivers Holdings, Inc.	Ownership	..100.000	UnitedHealth Group Incorporated		
		.00000	20-5917714				United Behavioral Health	..DE	..IA	Three Rivers Holdings, Inc.	Ownership	..100.000	UnitedHealth Group Incorporated		
		.00000	94-2649097				United Behavioral Health of New York, I.P.A., Inc.	..CA	..NIA	OptumHealth Holdings, LLC	Ownership	..100.000	UnitedHealth Group Incorporated		
		.00000	41-1868911				United Group Reinsurance, Inc.	..NY	..NIA	United Behavioral Health	Ownership	..100.000	UnitedHealth Group Incorporated		
		.00000	75-2583080				United Health Foundation	..TCA	..NIA	HealthMarkets, LLC	Ownership	..100.000	UnitedHealth Group Incorporated		
		.00000	41-1941615				United HealthCare Services, Inc.	..MIN	..NIA	UnitedHealth Group Incorporated	Ownership	..100.000	UnitedHealth Group Incorporated		
		.00000	41-1289245		3410132		United Management Services, Inc.	..MIN	..NIA	UnitedHealth Group Incorporated	Ownership	..100.000	UnitedHealth Group Incorporated		
		.00000	75-2601147				United Resource Networks IPA of New York, Inc.	..NY	..NIA	HealthMarkets, LLC	Ownership	..100.000	UnitedHealth Group Incorporated		
		.00000	30-0318238					..NY	..NIA	OptumHealth Care Solutions, LLC	Ownership	..100.000	UnitedHealth Group Incorporated		

SCHEDULE Y
PART 1A - DETAIL OF INSURANCE HOLDING COMPANY SYSTEM

1	2	3	4	5	6	7	8	9	10	11	12	13	14	15	16
Group Code	Group Name	NAIC Company Code	ID Number	Federal RSSD	CIK	Name of Securities Exchange if Publicly Traded (U.S. or International)	Names of Parent, Subsidiaries Or Affiliates	Domi-ciliary Location	Relation-ship to Reporting Entity	Directly Controlled by (Name of Entity/Person)	Type of Control (Ownership, Board, Management, Attorney-in-Fact, Influence, Other)	If Control is Owner-ship Provide Percen-tage	Ultimate Controlling Entity(ies)/Person(s)	Is an SCA Filing Re-quired? (Y/N)	*
		.00000	01-0538317				UnitedHealth Advisors, LLC	.ME	.NIA	United HealthCare Services, Inc.	Ownership	100.000	UnitedHealth Group Incorporated		
		.00000	41-1321939	4665014	0000731766		UnitedHealth Group Incorporated	.DE	.UIP	Self	Ownership	0.000	UnitedHealth Group Incorporated		.2
		.00000	98-1422474				UnitedHealth Group International Finance (Ireland) Unlimited Company	.IRL	.NIA	UnitedHealthcare Europe S.à r.l.	Ownership	100.000	UnitedHealth Group Incorporated		
		.00000	98-1079826				UnitedHealth Group International GP	.CYM	.NIA	UnitedHealth Group Incorporated	Ownership	100.000	UnitedHealth Group Incorporated		
		.00000	98-1080118				UnitedHealth Group International L.P.	.CYM	.NIA	UnitedHealth Group Incorporated	Ownership	70.604	UnitedHealth Group Incorporated		
		.00000	98-1080118				UnitedHealth Group International L.P.	.CYM	.NIA	FMG Holdings, LLC	Ownership	29.396	UnitedHealth Group Incorporated		
		.00000	46-3311984				UnitedHealth Group Ventures, LLC	.DE	.NIA	UnitedHealth Group Incorporated	Ownership	100.000	UnitedHealth Group Incorporated		
		.00000	41-1917398				UnitedHealth International, Inc.	.DE	.NIA	UnitedHealth Group Incorporated	Ownership	100.000	UnitedHealth Group Incorporated		
		.00000	26-2574977				UnitedHealth Military & Veterans Services, LLC	.DE	.NIA	United HealthCare Services, Inc.	Ownership	100.000	UnitedHealth Group Incorporated		
		.00000	98-0559902				UnitedHealth UK Limited	.GBR	.NIA	Optum Solutions UK Holdings Limited	Ownership	100.000	UnitedHealth Group Incorporated		
.0707	UnitedHealth Group Incorporated	.95174	33-0115163				UnitedHealthcare Benefits of Texas, Inc.	.TX	.IA	United HealthCare Services, Inc.	Ownership	100.000	UnitedHealth Group Incorporated		
							UnitedHealthcare Benefits Plan of California								
		.00000	47-3221444					.CA	.IA	United HealthCare Services, Inc.	Ownership	100.000	UnitedHealth Group Incorporated		
		.00000	46-4348775				UnitedHealthcare Community Plan of California, Inc.	.CA	.IA	United HealthCare Services, Inc.	Ownership	100.000	UnitedHealth Group Incorporated		
.0707	UnitedHealth Group Incorporated	.13168	26-2688274				UnitedHealthcare Community Plan of Georgia, Inc.	.GA	.IA	AmeriChoice Corporation	Ownership	100.000	UnitedHealth Group Incorporated		
.0707	UnitedHealth Group Incorporated	.12323	56-2451429				UnitedHealthcare Community Plan of Ohio, Inc.	.OH	.RE	Three Rivers Holdings, Inc.	Ownership	100.000	UnitedHealth Group Incorporated		
.0707	UnitedHealth Group Incorporated	.11141	91-2008361				UnitedHealthcare Community Plan of Texas, L.L.C.	.TX	.IA	Ovations, Inc.	Ownership	100.000	UnitedHealth Group Incorporated		
.0707	UnitedHealth Group Incorporated	.95467	38-3204052				UnitedHealthcare Community Plan, Inc.	.MI	.IA	AmeriChoice Corporation	Ownership	100.000	UnitedHealth Group Incorporated		
		.00000	98-1200034				UnitedHealthcare Consulting & Assistance Service (Beijing) Co., Ltd.	.CHN	.NIA	UnitedHealthcare International I B.V.	Ownership	100.000	UnitedHealth Group Incorporated		
		.00000	98-1199879					.LUX	.NIA	UnitedHealthcare International VI S.à r.l.	Ownership	100.000	UnitedHealth Group Incorporated		
		.00000	98-1104429				UnitedHealthcare Europe S.à r.l.	.CAN	.NIA	UnitedHealthcare International I B.V.	Ownership	100.000	UnitedHealth Group Incorporated		
		.00000	98-1029201				UnitedHealthcare Global Canada Limited								
		.00000	98-1099116				UnitedHealthcare Global Medical (UK) Limited	.GBR	.NIA	UnitedHealthcare International I B.V.	Ownership	100.000	UnitedHealth Group Incorporated		
		.00000	98-1099116				UnitedHealthcare India Private Limited	.IND	.NIA	OptumHealth International B.V.	Ownership	99.999	UnitedHealth Group Incorporated		
.0707	UnitedHealth Group Incorporated	.79413	36-2739571				UnitedHealthcare India Private Limited	.IND	.NIA	UnitedHealth International, Inc.	Ownership	0.001	UnitedHealth Group Incorporated		
							UnitedHealthcare Insurance Company	.CT	.IA	UHC Holdings, Inc.	Ownership	100.000	UnitedHealth Group Incorporated		
.0707	UnitedHealth Group Incorporated	.60318	36-3800349				UnitedHealthcare Insurance Company of Illinois	.IL	.IA	UnitedHealthcare Insurance Company	Ownership	100.000	UnitedHealth Group Incorporated		
.0707	UnitedHealth Group Incorporated	.60093	11-3283886				UnitedHealthcare Insurance Company of New York	.NY	.IA	UnitedHealthcare Insurance Company	Ownership	100.000	UnitedHealth Group Incorporated		
.0707	UnitedHealth Group Incorporated	.12231	20-1902768				UnitedHealthcare Insurance Company of the River Valley	.IL	.IA	UnitedHealthcare Services Company of the River Valley, Inc.	Ownership	100.000	UnitedHealth Group Incorporated		
		.00000	98-1372065				UnitedHealthcare Insurance Designated Activity Company	.IRL	.IA	UHC Holdings (Ireland) Limited	Ownership	100.000	UnitedHealth Group Incorporated		
.0707	UnitedHealth Group Incorporated	.00000	86-0618309				UnitedHealthcare Integrated Services, Inc.	.AZ	.IA	Ovations, Inc.	Ownership	100.000	UnitedHealth Group Incorporated		
		.00000	41-1988797				UnitedHealthcare International Asia, LLC	.DE	.NIA	UnitedHealth Group Incorporated	Ownership	100.000	UnitedHealth Group Incorporated		
		.00000	98-1100512				UnitedHealthcare International I B.V.	.NLD	.NIA	UnitedHealth Group International L.P.	Ownership	100.000	UnitedHealth Group Incorporated		
		.00000	98-1079459					.LUX	.NIA	UnitedHealthcare International VI S.à r.l.	Ownership	100.000	UnitedHealth Group Incorporated		
		.00000	98-1340853				UnitedHealthcare International II S.à r.l.	.NLD	.NIA	UnitedHealthcare Europe S.à r.l.	Ownership	100.000	UnitedHealth Group Incorporated		
		.00000	98-1077436				UnitedHealthcare International III B.V.	.LUX	.NIA	Optum Services (Ireland) Limited	Ownership	100.000	UnitedHealth Group Incorporated		
		.00000	98-1372054				UnitedHealthcare International III S.à r.l.	.LUX	.NIA	OptumHealth International B.V.	Ownership	100.000	UnitedHealth Group Incorporated		
		.00000	98-1080926				UnitedHealthcare International IV B.V.	.NLD	.NIA	OptumHealth International B.V.	Ownership	100.000	UnitedHealth Group Incorporated		
		.00000	98-1372058				UnitedHealthcare International IV S.à r.l.	.LUX	.NIA	UnitedHealthcare International VIII S.à r.l.	Ownership	100.000	UnitedHealth Group Incorporated		
		.00000	98-1372058				UnitedHealthcare International VI S.à r.l.	.LUX	.NIA	UnitedHealth Group International L.P.	Ownership	100.000	UnitedHealth Group Incorporated		
		.00000	98-1372060				UnitedHealthcare International VII S.à r.l.	.LUX	.NIA	UHC Finance (Ireland) Unlimited Company	Ownership	100.000	UnitedHealth Group Incorporated		

SCHEDULE Y
PART 1A - DETAIL OF INSURANCE HOLDING COMPANY SYSTEM

1	2	3	4	5	6	7	8	9	10	11	12	13	14	15	16
Group Code	Group Name	NAIC Company Code	ID Number	Federal RSSD	CIK	Name of Securities Exchange if Publicly Traded (U.S. or International)	Names of Parent, Subsidiaries Or Affiliates	Domi-ciliary Location	Relation-ship to Reporting Entity	Directly Controlled by (Name of Entity/Person)	Type of Control (Ownership, Board, Management, Attorney-in-Fact, Influence, Other)	If Control is Owner-ship Provide Percen-tage	Ultimate Controlling Entity(ies)/Person(s)	Is an SCA Filing Re-quired? (Y/N)	*
		.00000	98-1372062				UnitedHealthcare International VIII S.à r.l.	.LUX	NIA	UnitedHealthcare International X S.à r.l.	Ownership	100.000	UnitedHealth Group Incorporated		
		.00000					UnitedHealthcare International III S.à r.l.	.LUX	NIA	UnitedHealthcare International III S.à r.l.	Ownership	100.000	UnitedHealth Group Incorporated		
.0707	UnitedHealth Group Incorporated	.97179	86-0207231				UnitedHealthcare Life Insurance Company	.WI	.IA	Golden Rule Financial Corporation	Ownership	100.000	UnitedHealth Group Incorporated		
.0707	UnitedHealth Group Incorporated	.95784	63-0899562				UnitedHealthcare of Alabama, Inc.	.AL	.IA	UnitedHealthcare, Inc.	Ownership	100.000	UnitedHealth Group Incorporated		
.0707	UnitedHealth Group Incorporated	.96016	86-0507074				UnitedHealthcare of Arizona, Inc.	.AZ	.IA	UnitedHealthcare, Inc.	Ownership	100.000	UnitedHealth Group Incorporated		
.0707	UnitedHealth Group Incorporated	.95446	63-1036819				UnitedHealthcare of Arkansas, Inc.	.AR	.IA	UnitedHealthcare, Inc.	Ownership	100.000	UnitedHealth Group Incorporated		
.0707	UnitedHealth Group Incorporated	.95090	84-1004639				UnitedHealthcare of Colorado, Inc.	.CO	.IA	UnitedHealthcare, Inc.	Ownership	100.000	UnitedHealth Group Incorporated		
.0707	UnitedHealth Group Incorporated	.95264	59-1293865				UnitedHealthcare of Florida, Inc.	.FL	.IA	UnitedHealthcare, Inc.	Ownership	100.000	UnitedHealth Group Incorporated		
.0707	UnitedHealth Group Incorporated	.95850	58-1653544				UnitedHealthcare of Georgia, Inc.	.GA	.IA	UnitedHealthcare, Inc.	Ownership	100.000	UnitedHealth Group Incorporated		
.0707	UnitedHealth Group Incorporated	.95776	36-3280214				UnitedHealthcare of Illinois, Inc.	.IL	.IA	UnitedHealthcare, Inc.	Ownership	100.000	UnitedHealth Group Incorporated		
.0707	UnitedHealth Group Incorporated	.95833	72-1074008				UnitedHealthcare of Louisiana, Inc.	.LA	.IA	UnitedHealthcare, Inc.	Ownership	100.000	UnitedHealth Group Incorporated		
.0707	UnitedHealth Group Incorporated	.95716	63-1036817				UnitedHealthcare of Mississippi, Inc.	.MS	.IA	UnitedHealthcare, Inc.	Ownership	100.000	UnitedHealth Group Incorporated		
.0707	UnitedHealth Group Incorporated	.95149	05-0413469				UnitedHealthcare of New England, Inc.	.RI	.IA	United HealthCare Services, Inc.	Ownership	100.000	UnitedHealth Group Incorporated		
.0707	UnitedHealth Group Incorporated	.13214	26-2697886				UnitedHealthcare of New Mexico, Inc.	.NM	.IA	UnitedHealthcare Insurance Company	Ownership	100.000	UnitedHealth Group Incorporated		
.0707	UnitedHealth Group Incorporated	.95085	06-1172891				UnitedHealthcare of New York, Inc.	.NY	.IA	AmeriChoice Corporation	Ownership	100.000	UnitedHealth Group Incorporated		
.0707	UnitedHealth Group Incorporated	.95103	56-1461010				UnitedHealthcare of North Carolina, Inc.	.NC	.IA	UnitedHealthcare, Inc.	Ownership	100.000	UnitedHealth Group Incorporated		
.0707	UnitedHealth Group Incorporated	.95186	31-1142815				UnitedHealthcare of Ohio, Inc.	.OH	.IA	United HealthCare Services, Inc.	Ownership	100.000	UnitedHealth Group Incorporated		
.0707	UnitedHealth Group Incorporated	.96903	33-0115166				UnitedHealthcare of Oklahoma, Inc.	.OK	.IA	United HealthCare Services, Inc.	Ownership	100.000	UnitedHealth Group Incorporated		
.0707	UnitedHealth Group Incorporated	.95893	93-0938819				UnitedHealthcare of Oregon, Inc.	.OR	.IA	United HealthCare Services, Inc.	Ownership	100.000	UnitedHealth Group Incorporated		
.0707	UnitedHealth Group Incorporated	.95220	25-1756858				UnitedHealthcare of Pennsylvania, Inc.	.PA	.IA	Three Rivers Holdings, Inc.	Ownership	100.000	UnitedHealth Group Incorporated		
.0707	UnitedHealth Group Incorporated	.95765	95-3939697				UnitedHealthcare of Texas, Inc.	.TX	.IA	UnitedHealthcare, Inc.	Ownership	100.000	UnitedHealth Group Incorporated		
.0707	UnitedHealth Group Incorporated	.95025	52-1130183				UnitedHealthcare of the Mid-Atlantic, Inc.	.MD	.IA	UnitedHealthcare, Inc.	Ownership	100.000	UnitedHealth Group Incorporated		
.0707	UnitedHealth Group Incorporated	.95591	47-0676824				UnitedHealthcare of the Midlands, Inc.	.NE	.IA	UnitedHealthcare, Inc.	Ownership	100.000	UnitedHealth Group Incorporated		
.0707	UnitedHealth Group Incorporated	.96385	43-1361841				UnitedHealthcare of the Midwest, Inc.	.MO	.IA	UnitedHealthcare, Inc.	Ownership	100.000	UnitedHealth Group Incorporated		
.0707	UnitedHealth Group Incorporated	.95501	41-1488563				UnitedHealthcare of Utah, Inc.	.UT	.IA	UnitedHealthcare, Inc.	Ownership	100.000	UnitedHealth Group Incorporated		
.0707	UnitedHealth Group Incorporated	.48038	91-1312551				UnitedHealthcare of Washington, Inc.	.WA	.IA	United HealthCare Services, Inc.	Ownership	100.000	UnitedHealth Group Incorporated		
.0707	UnitedHealth Group Incorporated	.95710	39-1555888				UnitedHealthcare of Wisconsin, Inc.	.WI	.IA	UnitedHealthcare, Inc.	Ownership	100.000	UnitedHealth Group Incorporated		
.0707	UnitedHealth Group Incorporated	.95378	36-3379945				UnitedHealthcare Plan of the River Valley, Inc.	.IL	.IA	River Valley, Inc.	Ownership	100.000	UnitedHealth Group Incorporated		
		.00000	47-0854646				UnitedHealthcare Service LLC	.DE	NIA	UnitedHealthcare Insurance Company	Ownership	100.000	UnitedHealth Group Incorporated		
		.00000	36-3355110				UnitedHealthcare Services Company of the River Valley, Inc.	.DE	NIA	UnitedHealthcare, Inc.	Ownership	100.000	UnitedHealth Group Incorporated		
		.00000	01-0518346				UnitedHealthcare Specialty Benefits, LLC	.ME	NIA	Specialty Benefits, LLC	Ownership	100.000	UnitedHealth Group Incorporated		
		.00000	41-1922511				UnitedHealthcare, Inc.	.DE	NIA	United HealthCare Services, Inc.	Ownership	100.000	UnitedHealth Group Incorporated		
		.00000	26-4219191				UpFront Insurance Agency, LLC	.MN	NIA	Savvysherpa, LLC	Ownership	100.000	UnitedHealth Group Incorporated		
		.00000	47-3564984				UPHT-SCA Holdings, LLC	.DE	NIA	SCA-Davenport, LLC	Influence	49.000	UnitedHealth Group Incorporated		.5
		.00000					Upland Holdings, LLC	.CA	NIA	NSC Upland, LLC	Ownership	58.990	UnitedHealth Group Incorporated		.2
		.00000	33-0812827				Upland Outpatient Surgical Center, L.P.	.CA	NIA	NSC Upland, LLC	Ownership	51.000	UnitedHealth Group Incorporated		.2
		.00000	95-3222717				Upland Specialty Medical Center, a California General Partnership	.CA	NIA	Upland Outpatient Surgical Center, L.P.	Influence	29.060	UnitedHealth Group Incorporated		.5
		.00000	26-0382877				Urgent Care Holdings, Inc.	.DE	NIA	Optum Clinics Intermediate Holdings, Inc.	Ownership	100.000	UnitedHealth Group Incorporated		
		.00000	26-3667220				Urgent Care MSO, LLC	.DE	NIA	Urgent Care Holdings, Inc.	Ownership	100.000	UnitedHealth Group Incorporated		
		.00000	82-2400620				Urgent Care New York, P.C.	.NY	OTH	Physician(s) owned	Influence	0.000	UnitedHealth Group Incorporated		.4
		.00000	75-2613230				Urology Associates of North Texas, P.L.L.C.	.TX	NIA	USMD Affiliated Services	Ownership	100.000	UnitedHealth Group Incorporated		
		.00000	20-8048861				USMD Administrative Services, L.L.C.	.TX	NIA	USMD Inc.	Ownership	100.000	UnitedHealth Group Incorporated		
		.00000	27-2956222				USMD Affiliated Services	.TX	NIA	USMD Inc.	Ownership	100.000	UnitedHealth Group Incorporated		
		.00000	27-2866866				USMD Holdings, Inc.	.DE	NIA	WellMed Medical Management, Inc.	Ownership	100.000	UnitedHealth Group Incorporated		
		.00000	20-8050318				USMD Inc.	.TX	NIA	USMD Holdings, Inc.	Ownership	100.000	UnitedHealth Group Incorporated		
		.00000	73-1662757				USMD of Arlington GP, L.L.C.	.TX	OTH	Mat-Rx Development, L.L.C.	Influence	0.000	UnitedHealth Group Incorporated		.4
		.00000	35-2446102				USMD PPM, LLC	.TX	NIA	USMD Inc.	Ownership	100.000	UnitedHealth Group Incorporated		
		.00000	63-1182191				Valley Hospital, L.L.C.	.WA	NIA	Surgery Center of Spokane, LLC	Ownership	50.000	UnitedHealth Group Incorporated		.2
		.00000	87-0757396				Valley Physicians Network, Inc.	.CA	NIA	PrimeCare Medical Network, Inc.	Ownership	100.000	UnitedHealth Group Incorporated		

SCHEDULE Y
PART 1A - DETAIL OF INSURANCE HOLDING COMPANY SYSTEM

1	2	3	4	5	6	7	8	9	10	11	12	13	14	15	16
Group Code	Group Name	NAIC Company Code	ID Number	Federal RSSD	CIK	Name of Securities Exchange if Publicly Traded (U.S. or International)	Names of Parent, Subsidiaries Or Affiliates	Domi-ciliary Location	Relation-ship to Reporting Entity	Directly Controlled by (Name of Entity/Person)	Type of Control (Ownership, Board, Management, Attorney-in-Fact, Influence, Other)	If Control is Owner-ship Provide Percen-tage	Ultimate Controlling Entity(ies)/Person(s)	Is an SCA Filing Re-quired? (Y/N)	*
		.00000	81-4629242				VERTA MANAGEMENT SERVICES, LLCDE	NIA.....	SCA-VERTA, LLC	Ownership.....	50.000	UnitedHealth Group Incorporated		2
		.00000	98-1444067				Vida Tres Internacional S.A.CHL	NIA.....	Banmédica S.A.	Ownership.....	100.000	UnitedHealth Group Incorporated		
		.00000	98-1443076				Vidaintegra S.A.CHL	NIA.....	Banmédica S.A.	Ownership.....	100.000	UnitedHealth Group Incorporated		
		.00000					Virtual Therapeutics CorporationDE	NIA.....	United HealthCare Services, Inc.	Influence.....	33.000	UnitedHealth Group Incorporated		
		.00000	47-3247166				Virtua-SCA Holdings, LLCNJ	NIA.....	SCA-New Jersey, LLC	Influence.....	49.000	UnitedHealth Group Incorporated		5
		.00000	36-3469841				Wauwatosa Outpatient Surgery Center, LLCDE	NIA.....	Surgery Centers-West Holdings, LLC	Ownership.....	100.000	UnitedHealth Group Incorporated		
							Wauwatosa Surgery Center, Limited Partnership								
		.00000	36-3469839					.WI	NIA.....	Wauwatosa Outpatient Surgery Center, LLC	Ownership.....	51.000	UnitedHealth Group Incorporated		2
		.00000	20-5429310				Wayland Square Surgicare Acquisition, L.P. ..	.RI	NIA.....	Wayland Square Surgicare GP, Inc.	Ownership.....	99.000	UnitedHealth Group Incorporated		2
		.00000	75-2500274				Wayland Square Surgicare GP, Inc.RI	NIA.....	Surgery Center Holding, LLC	Ownership.....	100.000	UnitedHealth Group Incorporated		
		.00000	46-2854394				Waypoint Minnesota PCMN	OTH.....	Physician(s) owned	Influence.....	0.000	UnitedHealth Group Incorporated		4
		.00000					WebInsure Benefits, LLCDE	NIA.....	hCentive, Inc.	Ownership.....	100.000	UnitedHealth Group Incorporated		
		.00000	74-2574229				WellMed Medical Group, P.A.TX	OTH.....	Physician(s) owned	Influence.....	0.000	UnitedHealth Group Incorporated		4
		.00000	74-2797745				WellMed Medical Management of Florida, Inc.FL	NIA.....	WellMed Medical Management, Inc.	Ownership.....	100.000	UnitedHealth Group Incorporated		
		.00000	74-2786364				WellMed Medical Management, Inc.TX	NIA.....	Collaborative Care Holdings, LLC	Ownership.....	85.000	UnitedHealth Group Incorporated		2
		.00000	35-2314192				WellMed Network of Florida, Inc.TX	OTH.....	WellMed Networks, Inc.	Influence.....	0.000	UnitedHealth Group Incorporated		4
		.00000	74-2889447				WellMed Networks, Inc.TX	OTH.....	Physician(s) owned	Influence.....	0.000	UnitedHealth Group Incorporated		4
		.00000	92-0183013				WellMed of Las Cruces, Inc.TX	OTH.....	WellMed Networks, Inc.	Influence.....	0.000	UnitedHealth Group Incorporated		4
		.00000	27-2809113				West Coast Endoscopy Holdings, LLCDE	NIA.....	SCA Surgery Holdings, LLC	Ownership.....	100.000	UnitedHealth Group Incorporated		
							Western Connecticut Orthopedic Surgical Center, LLCCT	NIA.....	SCA-Western Connecticut, LLC	Ownership.....	61.380	UnitedHealth Group Incorporated		2
		.00000	45-0636596				WESTMED Practice Partners LLCDE	NIA.....	Collaborative Care Holdings, LLC	Ownership.....	100.000	UnitedHealth Group Incorporated		
		.00000	83-3608739				WillowB Labs LLCDE	NIA.....	OptumRx, Inc.	Ownership.....	100.000	UnitedHealth Group Incorporated		
		.00000					Wilmington ASC, LLCNC	NIA.....	SCA-Wilmington, LLC	Ownership.....	100.000	UnitedHealth Group Incorporated		
		.00000	27-4816583				Wilson Creek Surgical Center, LLCTX	NIA.....	THR-SCA Holdings, LLC	Influence.....	51.000	UnitedHealth Group Incorporated		5
		.00000	46-5548304				Winchester Endoscopy, LLCIL	NIA.....	SCA-Winchester, LLC	Ownership.....	51.000	UnitedHealth Group Incorporated		2
		.00000	62-1525776				Winter Park Surgery Center, L.P.TN	NIA.....	Winter Park, LLC	Influence.....	33.500	UnitedHealth Group Incorporated		5
		.00000	62-1525776				Winter Park Surgery Center, L.P.TN	NIA.....	SCA-Winter Park, Inc.	Influence.....	1.000	UnitedHealth Group Incorporated		5
		.00000	62-1587564				Winter Park, LLCTN	NIA.....	SCA-Winter Park, Inc.	Ownership.....	51.000	UnitedHealth Group Incorporated		2
		.00000	45-2158334				WND Medical, PLLCTX	OTH.....	WellMed Networks, Inc.	Influence.....	0.000	UnitedHealth Group Incorporated		4
		.00000	52-2102846				XLHealth CorporationMD	NIA.....	United HealthCare Services, Inc.	Ownership.....	100.000	UnitedHealth Group Incorporated		
		.00000	98-1107695				XLHealth Corporation India Private LimitedIND	NIA.....	XLHealth Corporation	Ownership.....	99.998	UnitedHealth Group Incorporated		
		.00000	98-1107695				XLHealth Corporation India Private LimitedIND	NIA.....	UnitedHealth International, Inc.	Ownership.....	0.002	UnitedHealth Group Incorporated		
		.00000	46-3537245				XLHome Michigan, P.C.MI	OTH.....	Physician(s) owned	Influence.....	0.000	UnitedHealth Group Incorporated		4
		.00000	45-5530241				XLHome Northeast, P.C.NJ	OTH.....	Physician(s) owned	Influence.....	0.000	UnitedHealth Group Incorporated		4
		.00000	46-2931689				XLHome Oklahoma, Inc.OK	OTH.....	Physician(s) owned	Influence.....	0.000	UnitedHealth Group Incorporated		4
		.00000	27-3543997				XLHome, P.C.MD	OTH.....	Physician(s) owned	Influence.....	0.000	UnitedHealth Group Incorporated		4
							Your Health Options Insurance Services, Inc.								
		.00000	11-3764012					.CA	NIA.....	PrimeCare Medical Network, Inc.	Ownership.....	100.000	UnitedHealth Group Incorporated		
.0707	UnitedHealth Group Incorporated96644	62-1240316				UnitedHealthcare of Kentucky, Ltd.KY	IA.....	UnitedHealthCare Services, Inc.	Ownership.....	94.170	UnitedHealth Group Incorporated		
.0707	UnitedHealth Group Incorporated96644	62-1240316				UnitedHealthcare of Kentucky, Ltd.KY	IA.....	UnitedHealthcare, Inc.	Ownership.....	5.830	UnitedHealth Group Incorporated		

Asterisk	Explanation
1	TBD - Majority and/or Minority or additional shareholder information will be disclosed in a future reporting period.
2	The remaining percentage is owned by either: 1) non-affiliated entity(ies), 2) external shareholders, 3) outside investors or 4) multiple sources.
3	Currently undergoing a liquidation procedure.
4	Represents a physician or physicians' owned entity, where the entity is deemed to be influenced by the ultimate owner.
5	Represents a minority-owned entity (with respect to the ultimate owner), where the ultimate owner is deemed to have influence over the entity.

SUPPLEMENTAL EXHIBITS AND SCHEDULES INTERROGATORIES

The following supplemental reports are required to be filed as part of your statement filing. However, in the event that your company does not transact the type of business for which the special report must be filed, your response of NO to the specific interrogatory will be accepted in lieu of filing a "NONE" report and a bar code will be printed below. If the supplement is required of your company but is not being filed for whatever reason enter SEE EXPLANATION and provide an explanation following the interrogatory questions.

Response

1. Will the Medicare Part D Coverage Supplement be filed with the state of domicile and the NAIC with this statement?

NO

Explanation:

1.

Bar Code:

1. Medicare Part D Coverage Supplement [Document Identifier 365]



NONE

SCHEDULE A - VERIFICATION

Real Estate

	1 Year to Date	2 Prior Year Ended December 31
1. Book/adjusted carrying value, December 31 of prior year		
2. Cost of acquired:		
2.1 Actual cost at time of acquisition		
2.2 Additional investment made after acquisition		
3. Current year change in encumbrances		
4. Total gain (loss) on disposals		
5. Deduct amounts received on disposals		
6. Total foreign exchange change in book/adjusted carrying value		
7. Deduct current year's other than temporary impairment recognized		
8. Deduct current year's depreciation		
9. Book/adjusted carrying value at the end of current period (Lines 1+2+3+4-5+6-7-8)		
10. Deduct total nonadmitted amounts		
11. Statement value at end of current period (Line 9 minus Line 10)		

SCHEDULE B - VERIFICATION

Mortgage Loans

	1 Year to Date	2 Prior Year Ended December 31
1. Book value/recorded investment excluding accrued interest, December 31 of prior year		
2. Cost of acquired:		
2.1 Actual cost at time of acquisition		
2.2 Additional investment made after acquisition		
3. Capitalized deferred interest and other		
4. Accrual of discount		
5. Unrealized valuation increase (decrease)		
6. Total gain (loss) on disposals		
7. Deduct amounts received on disposals		
8. Deduct amortization of premium and mortgage interest paid and commitment fees		
9. Total foreign exchange change in book value/recorded investment excluding accrued interest		
10. Deduct current year's other than temporary impairment recognized		
11. Book value/recorded investment excluding accrued interest at end of current period (Lines 1+2+3+4+5+6-7-8+9-10)		
12. Total valuation allowance		
13. Subtotal (Line 11 plus Line 12)		
14. Deduct total nonadmitted amounts		
15. Statement value at end of current period (Line 13 minus Line 14)		

SCHEDULE BA - VERIFICATION

Other Long-Term Invested Assets

	1 Year to Date	2 Prior Year Ended December 31
1. Book/adjusted carrying value, December 31 of prior year		
2. Cost of acquired:		
2.1 Actual cost at time of acquisition		
2.2 Additional investment made after acquisition		
3. Capitalized deferred interest and other		
4. Accrual of discount		
5. Unrealized valuation increase (decrease)		
6. Total gain (loss) on disposals		
7. Deduct amounts received on disposals		
8. Deduct amortization of premium and depreciation		
9. Total foreign exchange change in book/adjusted carrying value		
10. Deduct current year's other than temporary impairment recognized		
11. Book/adjusted carrying value at end of current period (Lines 1+2+3+4+5+6-7-8+9-10)		
12. Deduct total nonadmitted amounts		
13. Statement value at end of current period (Line 11 minus Line 12)		

SCHEDULE D - VERIFICATION

Bonds and Stocks

	1 Year to Date	2 Prior Year Ended December 31
1. Book/adjusted carrying value of bonds and stocks, December 31 of prior year	335,601,623	291,940,871
2. Cost of bonds and stocks acquired	62,724,551	156,359,404
3. Accrual of discount	90,529	141,641
4. Unrealized valuation increase (decrease)	0	0
5. Total gain (loss) on disposals	418,790	(83,559)
6. Deduct consideration for bonds and stocks disposed of	69,483,092	109,602,636
7. Deduct amortization of premium	1,126,696	3,128,529
8. Total foreign exchange change in book/adjusted carrying value	0	0
9. Deduct current year's other than temporary impairment recognized	0	25,569
10. Total investment income recognized as a result of prepayment penalties and/or acceleration fees	0	0
11. Book/adjusted carrying value at end of current period (Lines 1+2+3+4+5-6-7+8-9+10)	328,225,705	335,601,623
12. Deduct total nonadmitted amounts	0	0
13. Statement value at end of current period (Line 11 minus Line 12)	328,225,705	335,601,623

SCHEDULE D - PART 1B

Showing the Acquisitions, Dispositions and Non-Trading Activity
During the Current Quarter for all Bonds and Preferred Stock by NAIC Designation

NAIC Designation	1 Book/Adjusted Carrying Value Beginning of Current Quarter	2 Acquisitions During Current Quarter	3 Dispositions During Current Quarter	4 Non-Trading Activity During Current Quarter	5 Book/Adjusted Carrying Value End of First Quarter	6 Book/Adjusted Carrying Value End of Second Quarter	7 Book/Adjusted Carrying Value End of Third Quarter	8 Book/Adjusted Carrying Value December 31 Prior Year
BONDS								
1. NAIC 1 (a)	320,919,461	72,228,655	106,287,046	1,273,381	320,919,461	288,134,451	0	296,699,241
2. NAIC 2 (a)	44,396,515	2,719,028	4,120,629	(1,730,852)	44,396,515	41,264,062	0	49,179,180
3. NAIC 3 (a)	0	0	0	0	0	0	0	0
4. NAIC 4 (a)	0	0	0	0	0	0	0	0
5. NAIC 5 (a)	0	0	0	0	0	0	0	0
6. NAIC 6 (a)	0	0	0	0	0	0	0	0
7. Total Bonds	365,315,976	74,947,683	110,407,675	(457,471)	365,315,976	329,398,513	0	345,878,421
PREFERRED STOCK								
8. NAIC 1	0	0	0	0	0	0	0	0
9. NAIC 2	0	0	0	0	0	0	0	0
10. NAIC 3	0	0	0	0	0	0	0	0
11. NAIC 4	0	0	0	0	0	0	0	0
12. NAIC 5	0	0	0	0	0	0	0	0
13. NAIC 6	0	0	0	0	0	0	0	0
14. Total Preferred Stock	0	0	0	0	0	0	0	0
15. Total Bonds and Preferred Stock	365,315,976	74,947,683	110,407,675	(457,471)	365,315,976	329,398,513	0	345,878,421

(a) Book/Adjusted Carrying Value column for the end of the current reporting period includes the following amount of short-term and cash equivalent bonds by NAIC designation:

NAIC 1 \$ 1,172,809 ; NAIC 2 \$ 0 ; NAIC 3 \$ 0 NAIC 4 \$ 0 ; NAIC 5 \$ 0 ; NAIC 6 \$ 0

SCHEDULE DA - PART 1

Short-Term Investments

	1	2	3	4	5
	Book/Adjusted Carrying Value	Par Value	Actual Cost	Interest Collected Year-to-Date	Paid for Accrued Interest Year-to-Date
9199999 Totals	373,824	xxx	373,824	14,250	0

SCHEDULE DA - VERIFICATION

Short-Term Investments

	1	2
	Year To Date	Prior Year Ended December 31
1. Book/adjusted carrying value, December 31 of prior year	10,276,795	11,076,500
2. Cost of short-term investments acquired	97,029	201,006
3. Accrual of discount	0	0
4. Unrealized valuation increase (decrease)	0	0
5. Total gain (loss) on disposals	0	135
6. Deduct consideration received on disposals	10,000,000	1,000,673
7. Deduct amortization of premium	0	173
8. Total foreign exchange change in book/adjusted carrying value	0	0
9. Deduct current year's other than temporary impairment recognized	0	0
10. Book/adjusted carrying value at end of current period (Lines 1+2+3+4+5-6-7+8-9)	373,824	10,276,795
11. Deduct total nonadmitted amounts	0	0
12. Statement value at end of current period (Line 10 minus Line 11)	373,824	10,276,795

Schedule DB - Part A - Verification - Options, Caps, Floors, Collars, Swaps and Forwards
N O N E

Schedule DB - Part B - Verification - Futures Contracts
N O N E

Schedule DB - Part C - Section 1 - Replication (Synthetic Asset) Transactions (RSATs) Open
N O N E

Schedule DB-Part C-Section 2-Reconciliation of Replication (Synthetic Asset) Transactions Open
N O N E

Schedule DB - Verification - Book/Adjusted Carrying Value, Fair Value and Potential Exposure of
Derivatives
N O N E

SCHEDULE E - PART 2 - VERIFICATION

(Cash Equivalents)

	1	2
	Year To Date	Prior Year Ended December 31
1. Book/adjusted carrying value, December 31 of prior year	79,713,057	114,636,468
2. Cost of cash equivalents acquired	1,123,618,567	2,308,844,397
3. Accrual of discount	46,765	57,450
4. Unrealized valuation increase (decrease)	1,472	(1,357)
5. Total gain (loss) on disposals	2,618	(1,221)
6. Deduct consideration received on disposals	1,176,363,668	2,343,822,680
7. Deduct amortization of premium	0	0
8. Total foreign exchange change in book/adjusted carrying value	0	0
9. Deduct current year's other than temporary impairment recognized	0	0
10. Book/adjusted carrying value at end of current period (Lines 1+2+3+4+5-6-7+8-9)	27,018,811	79,713,057
11. Deduct total nonadmitted amounts	0	0
12. Statement value at end of current period (Line 10 minus Line 11)	27,018,811	79,713,057

Schedule A - Part 2 - Real Estate Acquired and Additions Made
N O N E

Schedule A - Part 3 - Real Estate Disposed
N O N E

Schedule B - Part 2 - Mortgage Loans Acquired and Additions Made
N O N E

Schedule B - Part 3 - Mortgage Loans Disposed, Transferred or Repaid
N O N E

Schedule BA - Part 2 - Other Long-Term Invested Assets Acquired and Additions Made
N O N E

Schedule BA - Part 3 - Other Long-Term Invested Assets Disposed, Transferred or Repaid
N O N E

STATEMENT AS OF JUNE 30, 2019 OF THE UnitedHealthcare Community Plan of Ohio, Inc.

SCHEDULE D - PART 3

Show All Long-Term Bonds and Stock Acquired During the Current Quarter

1	2	3	4	5	6	7	8	9	10
CUSIP Identification	Description	Foreign	Date Acquired	Name of Vendor	Number of Shares of Stock	Actual Cost	Par Value	Paid for Accrued Interest and Dividends	NAIC Designation and Administrative Symbol/Market Indicator (a)
912828-GT-2	US Treasury Note 2.375% 05/15/29		05/31/2019	Merrill Lynch		459,510	450,000	552	1
912828-WJ-5	US Treasury Note 2.500% 05/15/24		05/31/2019	JP Morgan Chase		461,848	450,000	581	1
0599999. Subtotal - Bonds - U.S. Governments						921,358	900,000	1,133	XXX
20772K-GD-5	CONNECTICUT ST GO Cont Call 5.000% 04/15/35		04/02/2019	Barclays Group Inc.		229,987	195,000	0	1FE
20772K-GE-3	CONNECTICUT ST GO Cont Call 5.000% 04/15/36		04/10/2019	Barclays Group Inc.		182,951	155,000	22	1FE
1799999. Subtotal - Bonds - U.S. States, Territories and Possessions						412,938	350,000	22	XXX
01728A-4V-5	ALLEGHENY CNTY P Rev Bond Cont Call 5.000% 07/15/34		05/16/2019	RBC Capital Markets		598,471	490,000	0	1FE
3128MJ-2S-8	FHLMC Pool G08784 MBS 3.500% 10/01/47		06/17/2019	Morgan Stanley		430,946	419,412	693	1
3128MJ-YD-6	FHLMC Pool G08707 MBS 4.000% 05/01/46		06/11/2019	Nomura Securities		856,764	819,870	1,093	1
3128MJ-Z3-7	FHLMC Pool G08761 MBS 3.500% 05/01/47		06/18/2019	CitiGroup		446,325	434,445	760	1
3128MJ-ZW-3	FHLMC Pool G08756 MBS 3.000% 04/01/47		06/07/2019	Morgan Stanley		912,873	901,325	676	1
3132WH-SN-1	FHLMC Pool Q44452 MBS 3.000% 11/01/46		05/21/2019	Nomura Securities		427,007	429,052	787	1
3132Y1-VY-4	FHLMC Pool Q57923 MBS 4.000% 08/01/48		04/02/2019	Goldman Sachs		440,430	428,398	95	1
3140JA-PG-7	FNMA Pool BM5822 MBS 3.000% 11/01/48		06/19/2019	Credit Suisse		842,462	834,250	1,321	1
314007-JJ-7	FNMA Pool CA0264 MBS 4.000% 08/01/47		06/20/2019	Nomura Securities		840,299	805,499	1,790	1
314009-ZD-8	FNMA Pool CA2539 MBS 4.000% 10/01/48		05/29/2019	Nomura Securities		465,291	451,464	1,455	1
3140X4-D8-6	FNMA Pool FM1026 MBS 3.500% 02/01/48		06/13/2019	Harris Nesbitt Corp		851,555	825,000	1,043	1
3140X4-DF-0	FNMA Pool FM1001 MBS 3.500% 11/01/48		06/25/2019	JP Morgan Chase		437,418	425,000	1,033	1
31418D-CB-6	FNMA Pool MA3665 MBS 4.500% 05/01/49		06/25/2019	JP Morgan Chase		435,725	416,619	1,302	1
353187-EJ-2	FRANKLIN CNTY OH Rev Bond Call 1.980% 05/15/53		04/18/2019	CitiGroup		4,000,000	4,000,000	2,828	1FE
58333P-4R-6	MIAMI-DADE CNTY Rev Bond Cont Call 3.555% 10/01/34		05/10/2019	Raymond James & Assoc		406,801	405,000	0	1FE
58447T-UF-8	MICHIGAN ST FIN Rev Bond Cont Call 2.862% 09/01/49		04/03/2019	CitiGroup		110,000	110,000	0	1FE
3199999. Subtotal - Bonds - U.S. Special Revenues						12,502,367	12,195,334	14,876	XXX
00206R-HV-7	AT&T INC Corp Note Call MW 2.950% 07/15/26		05/31/2019	Tax Free Exchange		202,815	200,000	2,294	2FE
0258MO-EL-9	AMERICAN EXPRESS Corp Note Call 3.300% 05/03/27		04/08/2019	Credit Suisse		944,694	932,000	13,413	1FE
02665W-BH-3	AMERICAN HONDA F Corp Note MW 2.300% 09/09/26		04/04/2019	US Bank		263,984	280,000	519	1FE
038222-AL-9	APPLIED MATERIAL Corp Note Call MW 3.300% 04/01/27		04/05/2019	Credit Suisse		562,382	559,000	410	1FE
05348E-BF-5	AVALONBAY COMMUN Corp Note Call MW 3.300% 06/01/29		05/08/2019	Wachovia Bank		449,802	450,000	0	1FE
05531F-BE-2	BB&T CORPORATION Corp Note Call 3.700% 06/05/25		04/16/2019	Morgan Stanley		1,031,320	1,000,000	13,669	1FE
06051G-GF-0	BANK OF AMER CRP Corp Note Call MW 3.824% 01/20/28		04/05/2019	Merrill Lynch		2,182,344	2,145,000	18,000	1FE
06406R-AB-3	BANK OF NY MELLO Corp Note Call 3.442% 02/07/28		04/10/2019	Deutsche Bank		1,016,090	1,000,000	6,215	1FE
097023-OH-6	BOEING CO Corp Note Call MW 3.100% 05/01/26		04/30/2019	CitiGroup		743,904	746,000	0	1FE
110122-CA-4	BRISTOL-MYERS Corp Note Call MW Prv Plc 3.200% 06/15/26		05/07/2019	Morgan Stanley		470,716	472,000	0	1FE
14912L-GT-3	CATERPILLAR FINL Corp Note MW 2.400% 08/09/26		06/03/2019	Barclays Group Inc.		541,671	559,000	4,323	1FE
24422E-TH-2	JOHN DEERE CAP Corp Note Non Call 2.650% 06/10/26		05/13/2019	Various		729,967	746,000	8,482	1FE
24422E-UQ-0	JOHN DEERE CAP Corp Note Non Call 3.200% 01/10/22		04/03/2019	Various		40,675	40,000	300	1FE
254687-DJ-2	WALT DISNEY CO Corp Note Call MW Prv Plc 3.375% 11/15/26		03/15/2019	Tax Free Exchange		(7,676)	0	0	1FE
31620M-BJ-4	FIDELITY NATL IN Corp Note Call MW 3.750% 05/21/29		05/14/2019	JP Morgan Chase		84,852	85,000	0	2FE
43815M-AC-0	Honda Auto Recei HAROT 2019-2 A3 ABS 2.520% 06/21/23		05/21/2019	JP Morgan Chase		929,965	930,000	0	1FE
459200-JR-3	IBM CORP Corp Note MW 3.300% 01/27/27		04/04/2019	Mizuho Investor Sec Co		1,129,720	1,119,000	7,283	1FE
459200-JZ-5	IBM CORP Corp Note MW 3.300% 05/15/26		05/08/2019	JP Morgan Chase		888,345	890,000	0	1FE
532457-BP-2	ELI LILLY & CO Corp Note Call MW 3.100% 05/15/27		04/04/2019	JP Morgan Chase		1,874,177	1,864,000	22,953	1FE
57636Q-AM-6	MASTERCARD INC Corp Note Call MW 2.950% 06/01/29		05/28/2019	US Bank		474,345	475,000	0	1FE
61761J-3R-8	MORGAN STANLEY Corp Note MW 3.125% 07/27/26		04/05/2019	Morgan Stanley		1,272,414	1,305,000	8,156	1FE
65473Q-BE-2	NI-CALLO7/18 Corp Note Call 3.490% 05/15/27		04/05/2019	Merrill Lynch		363,409	365,000	5,095	2FE
655844-BZ-0	NORFOLK SOUTHERN Corp Note Call MW 3.800% 08/01/28		05/01/2019	Various		274,377	265,000	2,639	2FE
69353R-FG-8	PNC BANK NA Corp Note Call 3.100% 10/25/27		04/10/2019	Pershing		1,307,205	1,305,000	18,767	1FE
74251V-AR-3	PRINCIPAL FINL Corp Note Call MW 3.700% 05/15/29		05/07/2019	CitiGroup		333,667	335,000	0	1FE
74456Q-BY-1	PUBLIC SERVICE Corp Note Call MW 3.200% 05/15/29		05/06/2019	Mizuho Investor Sec Co		373,534	375,000	0	1FE
760759-AT-7	REPUBLIC SVCS Corp Note Call MW 3.950% 05/15/28		04/10/2019	Various		183,494	175,000	2,809	2FE
78409V-AK-0	S&P GLOBAL INC Corp Note Call MW 4.400% 02/15/26		04/05/2019	Merrill Lynch		399,464	373,000	2,462	1FE
857477-AW-3	STATE STREET CRP Corp Note Non Call 2.650% 05/19/26		04/05/2019	Credit Suisse		974,710	1,000,000	10,306	1FE
87612E-BH-8	TARGET CORP Corp Note Call MW 3.375% 04/15/29		04/02/2019	BNP Paribas Securities Corp		181,813	180,000	118	1FE
89236T-EM-3	TOYOTA MTR CRED Corp Note MW 3.050% 01/11/28		04/04/2019	Mitsubishi Bank LTD		1,114,311	1,119,000	8,248	1FE
91159H-HR-4	US BANCORP Corp Note Call 3.150% 04/27/27		04/05/2019	US Bank		1,001,680	1,000,000	14,175	1FE
927804-FZ-2	VIRGINIA EL&PW Corp Note Call MW 3.800% 04/01/28		05/09/2019	Jefferies and Company		1,360,097	1,305,000	5,786	1FE
94106L-BF-5	WASTE MANAGEMENT Corp Note Call MW 2.950% 06/15/24		05/14/2019	Credit Suisse		249,985	250,000	0	2FE

SCHEDULE D - PART 3

Show All Long-Term Bonds and Stock Acquired During the Current Quarter

1	2	3	4	5	6	7	8	9	10
CUSIP Identification	Description	Foreign	Date Acquired	Name of Vendor	Number of Shares of Stock	Actual Cost	Par Value	Paid for Accrued Interest and Dividends	NAIC Designation and Administrative Symbol/Market Indicator (a)
98162V-AD-1	World Omni Auto WORAT 2019-B A3 ABS 2.590% 07/15/24		.05/07/2019	Wachovia Bank		.799,981	.800,000	.0	1FE
00138C-AK-4	AIG Corp Note Non Call Prv Plc 2.300% 07/01/22	C	.06/25/2019	JP Morgan Chase		.424,877	.425,000	.0	1FE
05971K-AD-1	BANCO SANTANDER Corp Note Non Call 2.706% 06/27/24	D	.06/20/2019	Merrill Lynch		.400,000	.400,000	.0	1FE
404280-CC-1	HSBC HOLDINGS Corp Note Call 3.973% 05/22/30	D	.05/15/2019	HSBC Securities Inc		.370,000	.370,000	.0	1FE
456837-AP-8	ING GROEP NV Corp Note Non Call 3.550% 04/09/24	D	.04/02/2019	CitiGroup		.374,438	.375,000	.0	1FE
86562M-AN-0	SUMITOMO MITSUI Corp Note Non Call 3.446% 01/11/27	D	.04/18/2019	Various		1,314,568	1,305,000	12,720	1FE
3899999. Subtotal - Bonds - Industrial and Miscellaneous (Unaffiliated)						27,628,116	27,519,000	189,142	XXX
8399997. Total - Bonds - Part 3						41,464,779	40,964,334	205,173	XXX
8399998. Total - Bonds - Part 5						XXX	XXX	XXX	XXX
8399999. Total - Bonds						41,464,779	40,964,334	205,173	XXX
8999997. Total - Preferred Stocks - Part 3						0	XXX	0	XXX
8999998. Total - Preferred Stocks - Part 5						XXX	XXX	XXX	XXX
8999999. Total - Preferred Stocks						0	XXX	0	XXX
9799997. Total - Common Stocks - Part 3						0	XXX	0	XXX
9799998. Total - Common Stocks - Part 5						XXX	XXX	XXX	XXX
9799999. Total - Common Stocks						0	XXX	0	XXX
9899999. Total - Preferred and Common Stocks						0	XXX	0	XXX
9999999 - Totals						41,464,779	XXX	205,173	XXX

(a) For all common stock bearing the NAIC market indicator "U" provide: the number of such issues 0

STATEMENT AS OF JUNE 30, 2019 OF THE UnitedHealthcare Community Plan of Ohio, Inc.

SCHEDULE D - PART 4

Show All Long-Term Bonds and Stock Sold, Redeemed or Otherwise Disposed of During the Current Quarter

1	2	3	4	5	6	7	8	9	10	Change In Book/Adjusted Carrying Value					16	17	18	19	20	21	22
										11	12	13	14	15							
CUSIP Ident-ification	Description	For-eign	Disposal Date	Name of Purchaser	Number of Shares of Stock	Consid-eration	Par Value	Actual Cost	Prior Year Book/ Adjusted Carrying Value	Unrealized Valuation Increase/ (Decrease)	Current Year's (Amor-tization)/ Accretion	Other Than Temporary Impairment Recogn-ized	Total Change in Book/ Adjusted Carrying Value (11 + 12 - 13)	Total Foreign Exchange Change in Book /Adjusted Carrying Value	Book/ Adjusted Carrying Value at Disposal Date	Foreign Exchange Gain (Loss) on Disposal	Realized Gain (Loss) on Disposal	Total Gain (Loss) on Disposal	Bond Interest/ Stock Dividends Received During Year	Stated Con-tractual Maturity Date	NAIC Desig-nation and Admini-strative Symbol /Market Indicator (a)
3620A5-A8-2	GNMA Pool 719231 MBS 4.500% 07/15/40		06/01/2019	Paydown		4,033	4,033	4,285	4,269	.0	(236)	.0	(236)	.0	4,033	.0	.0	.0	.71	07/15/2040	1
3620A9-PQ-8	GNMA Pool 723231 MBS 4.000% 10/15/39		06/01/2019	Paydown		4,322	4,322	4,628	4,604	.0	(282)	.0	(282)	.0	4,322	.0	.0	.0	.70	10/15/2039	1
3620AP-KC-8	GNMA Pool 735691 MBS 4.500% 04/15/40		06/01/2019	Paydown		3,627	3,627	3,869	3,853	.0	(226)	.0	(226)	.0	3,627	.0	.0	.0	.67	04/15/2040	1
3620AR-YR-6	GNMA Pool 737920 MBS 4.500% 01/15/41		06/01/2019	Paydown		3,218	3,218	3,431	3,418	.0	(200)	.0	(200)	.0	3,218	.0	.0	.0	.69	01/15/2041	1
912828-S4-3	US Treasury Note 0.750% 07/15/19		06/05/2019	CitiGroup		2,146,473	2,150,000	2,148,740	2,149,768	.0	186	.0	186	.0	2,149,954	.0	(3,481)	(3,481)	14,388	07/15/2019	1
0599999. Subtotal - Bonds - U.S. Governments						2,161,673	2,165,200	2,164,953	2,165,912	0	(758)	0	(758)	0	2,165,154	0	(3,481)	(3,481)	14,665	XXX	XXX
13063C-4L-1	CALIFORNIA ST GO Non Call 5.000% 08/01/24		06/06/2019	Morgan Stanley		1,771,455	1,500,000	1,798,395	1,721,191	.0	(16,503)	.0	(16,503)	.0	1,704,688	.0	66,767	66,767	64,375	08/01/2024	1FE
604129-VC-7	MINNESOTA ST GO Cont Call 5.000% 08/01/24		06/06/2019	JP Morgan Chase		1,041,040	1,000,000	1,175,630	1,031,487	.0	(8,618)	.0	(8,618)	.0	1,022,869	.0	18,171	18,171	42,917	08/01/2024	1FE
658256-W7-3	NORTH CAROLINA S GO Non Call 5.000% 06/01/23		06/19/2019	Jefferies and Company		569,555	500,000	622,330	568,748	.0	(7,061)	.0	(7,061)	.0	561,687	.0	7,869	7,869	13,889	06/01/2023	1FE
1799999. Subtotal - Bonds - U.S. States, Territories and Possessions						3,382,050	3,000,000	3,596,355	3,321,426	0	(32,182)	0	(32,182)	0	3,289,244	0	92,807	92,807	121,181	XXX	XXX
194740-HB-5	COLLIN CNTY TX GO Non Call 4.000% 02/15/21		06/06/2019	Wachovia Bank		781,365	750,000	840,075	785,799	.0	(7,319)	.0	(7,319)	.0	778,480	.0	2,885	2,885	24,583	02/15/2021	1FE
584002-RU-5	MECKLENBURG CNTY GO Non Call 5.000% 12/01/24		06/19/2019	National Financial Services Co		1,188,650	1,000,000	1,240,100	1,154,485	.0	(11,543)	.0	(11,543)	.0	1,142,943	.0	45,707	45,707	27,778	12/01/2024	1FE
64968M-AQ-2	NEW YORK NY GO Non Call 5.000% 08/01/22		06/06/2019	Goldman Sachs		1,110,880	1,000,000	1,209,350	1,124,272	.0	(14,941)	.0	(14,941)	.0	1,109,331	.0	1,549	1,549	42,917	08/01/2022	1FE
927734-G4-9	VIRGINIA BEACH V GO Non Call 5.000% 04/01/23		06/19/2019	Pershing		543,792	480,000	556,195	542,084	.0	(6,618)	.0	(6,618)	.0	535,466	.0	8,326	8,326	17,333	04/01/2023	1FE
2499999. Subtotal - Bonds - U.S. Political Subdivisions of States, Territories and Possessions						3,624,687	3,230,000	3,845,720	3,606,640	0	(40,421)	0	(40,421)	0	3,566,220	0	58,467	58,467	112,611	XXX	XXX
3128MJ-3N-8	FHLMC Pool G08804 MBS 3.500% 03/01/48		06/01/2019	Paydown		23,602	23,602	23,246	23,248	.0	354	.0	354	.0	23,602	.0	.0	.0	353	03/01/2048	1
3128MJ-VZ-0	FHLMC Pool G08631 MBS 3.000% 03/01/45		06/01/2019	Paydown		14,316	14,316	14,627	14,606	.0	(290)	.0	(290)	.0	14,316	.0	.0	.0	183	03/01/2045	1
3128MJ-ZM-5	FHLMC Pool G08747 MBS 3.000% 01/01/47		06/01/2019	Paydown		11,711	11,711	11,689	11,711	.0	22	.0	22	.0	11,711	.0	.0	.0	61	01/01/2047	1
3128PR-LN-7	FHLMC Pool J12133 MBS 4.000% 05/01/25		06/01/2019	Paydown		33,378	33,378	34,948	34,240	.0	(862)	.0	(862)	.0	33,378	.0	.0	.0	479	05/01/2025	1
3129ZL-YA-7	FHLMC Pool Q04305 MBS 3.000% 11/01/42		06/01/2019	Paydown		1,271	1,271	1,325	1,320	.0	(49)	.0	(49)	.0	1,271	.0	.0	.0	16	11/01/2042	1
31307B-PH-7	FHLMC Pool J23124 MBS 2.500% 04/01/28		06/06/2019	CitiGroup		871,314	866,171	855,141	.0	.81	.0	.81	.0	855,223	.0	16,091	16,091	5,774	04/01/2028	1	
31307B-PH-7	FHLMC Pool J23124 MBS 2.500% 04/01/28		06/01/2019	Paydown		60,443	60,443	59,673	.0	.770	.0	.770	.0	60,443	.0	.0	.0	267	04/01/2028	1	
3132HQ-DB-5	FHLMC Pool Q13698 MBS 3.000% 12/01/42		06/01/2019	Paydown		1,031	1,031	1,079	1,074	.0	(44)	.0	(44)	.0	1,031	.0	.0	.0	13	12/01/2042	1
3132HQ-MA-1	FHLMC Pool Q13979 MBS 3.000% 12/01/42		06/01/2019	Paydown		1,181	1,181	1,236	1,230	.0	(49)	.0	(49)	.0	1,181	.0	.0	.0	14	12/01/2042	1
3132JA-PW-9	FHLMC Pool Q19036 MBS 3.500% 06/01/43		06/01/2019	Paydown		7,156	7,156	7,418	7,403	.0	(246)	.0	(246)	.0	7,156	.0	.0	.0	115	06/01/2043	1
3132QL-AJ-2	FHLMC Pool Q30008 MBS 3.500% 12/01/44		06/01/2019	Paydown		45,092	45,092	47,002	46,883	.0	(1,790)	.0	(1,790)	.0	45,092	.0	.0	.0	550	12/01/2044	1
3132QM-QF-1	FHLMC Pool Q31353 MBS 3.500% 02/01/45		06/01/2019	Paydown		113,943	113,943	119,444	119,115	.0	(5,172)	.0	(5,172)	.0	113,943	.0	.0	.0	1,408	02/01/2045	1
3132QQ-TV-4	FHLMC Pool Q34163 MBS 3.500% 06/01/45		06/01/2019	Paydown		11,411	11,411	11,818	11,797	.0	(386)	.0	(386)	.0	11,411	.0	.0	.0	166	06/01/2045	1
3132QR-TW-0	FHLMC Pool Q35064 MBS 3.500% 08/01/45		06/01/2019	Paydown		1,458	1,458	1,520	1,517	.0	(59)	.0	(59)	.0	1,458	.0	.0	.0	21	08/01/2045	1
3132WH-5N-1	FHLMC Pool Q44452 MBS 3.000% 11/01/46		06/01/2019	Paydown		4,433	4,433	4,412	.0	.21	.0	.21	.0	4,433	.0	.0	.0	11	11/01/2046	1	
3132XC-R3-1	FHLMC Pool G67706 MBS 3.500% 12/01/47		06/01/2019	Paydown		38,949	38,949	38,803	38,805	.0	145	.0	145	.0	38,949	.0	.0	.0	585	12/01/2047	1
3132XU-FH-3	FHLMC Pool Q51967 MBS 3.500% 11/01/47		06/01/2019	Paydown		10,939	10,939	10,776	10,777	.0	162	.0	162	.0	10,939	.0	.0	.0	166	11/01/2047	1
3132Y1-YV-4	FHLMC Pool Q57923 MBS 4.000% 08/01/48		06/01/2019	Paydown		12,418	12,418	12,767	.0	.349	.0	.349	.0	12,418	.0	.0	.0	65	08/01/2048	1	
3136AN-GF-8	FNMA FNR 2015-22 HT RMBS 3.000% 04/25/45		06/01/2019	Paydown		9,489	9,489	9,879	9,723	.0	(233)	.0	(233)	.0	9,489	.0	.0	.0	119	04/25/2045	1
3136B1-FP-4	FNMA FNMA 2018-14 PA RMBS 3.500% 04/25/47		06/01/2019	Paydown		25,757	25,757	26,120	26,058	.0	(300)	.0	(300)	.0	25,757	.0	.0	.0	377	04/25/2047	1
3137BG-QJ-1	FHLMC FHR 4456 RMBS 3.500% 05/15/44		06/01/2019	Paydown		15,065	15,065	16,101	15,645	.0	(581)	.0	(581)	.0	15,065	.0	.0	.0	219	05/15/2044	1
3137BH-YG-6	FHLMC FHR 4477 RMBS 3.500% 07/15/44		06/01/2019	Paydown		36,868	36,868	39,103	38,146	.0	(1,279)	.0	(1,279)	.0	36,868	.0	.0	.0	545	07/15/2044	1
3137BP-VM-8	FHLMC FHMS K152 A1 CMBS 2.830% 05/25/30		06/01/2019	Paydown		26,834	26,834	27,369	27,212	.0	(379)	.0	(379)	.0	26,834	.0	.0	.0	347	05/25/2030	1
3137F4-J7-8	FHLMC FHR 4775 HB RMBS 3.500% 05/15/45		06/01/2019	Paydown		37,347	37,347	37,324	37,320	.0	27	.0	27	.0	37,347	.0	.0	.0	547	05/15/2045	1
3137FA-MT-2	FHLMC FHR 4709 EA RMBS 3.000% 01/15/46		06/01/2019	Paydown		24,413	24,413	24,295	24,309	.0	104	.0	104	.0	24,413	.0	.0	.0	305	01/15/2046	1
3137FE-35-0	FHLMC MF Pool 4767 MBS 3.500% 08/15/46		06/01/2019	Paydown		31,490	31,490	31,352	31,353	.0	137	.0	137	.0	31,490	.0	.0	.0	462	08/15/2046	1
3137FE-SL-5	FHLMC MF FHLMC 4767 PA CMBS 3.500% 02/15/47		06/01/2019	Paydown		20,139	20,139	20,451	20,400	.0	(261)	.0	(261)	.0	20,139	.0	.0	.0	295	02/15/2047	1
3138A2-BQ-																					

STATEMENT AS OF JUNE 30, 2019 OF THE UnitedHealthcare Community Plan of Ohio, Inc.

SCHEDULE D - PART 4

Show All Long-Term Bonds and Stock Sold, Redeemed or Otherwise Disposed of During the Current Quarter

1	2	3	4	5	6	7	8	9	10	Change In Book/Adjusted Carrying Value					16	17	18	19	20	21	22	
										11	12	13	14	15								
CUSIP Ident-ification	Description	For- eign	Disposal Date	Name of Purchaser	Number of Shares of Stock	Consid- eration	Par Value	Actual Cost	Prior Year Book/ Adjusted Carrying Value	Unrealized Valuation Increase/ (Decrease)	Current Year's (Amor- tization)/ Accretion	Current Year's Other Than Temporary Impairment Recog- nized	Total Change in Book/ Adjusted Carrying Value (11 + 12 - 13)	Total Foreign Exchange Change in Book /Adjusted Carrying Value	Book/ Adjusted Carrying Value at Disposal Date	Foreign Exchange Gain (Loss) on Disposal	Realized Gain (Loss) on Disposal	Total Gain (Loss) on Disposal	Bond Interest/ Stock Dividends Received During Year	Stated Con- tractual Maturity Date	NAIC Desig- nation and Admini- strative Symbol /Market Indicator (a)	
3138ER-FX-3	FNMA Pool AL9181 MBS	3.000%	10/01/46			30,021	30,021	31,105	31,060	.0	(1,038)	.0	(1,038)	.0	30,021	.0	.0	.0	.0	394	10/01/2046	1
3138LR-Q5-4	FNMA Pool A01375 MBS	3.500%	08/01/42			262	262	277	276	.0	(14)	.0	(14)	.0	262	.0	.0	.0	.0	4	08/01/2042	1
3138LT-WL-8	FNMA Pool A03350 MBS	4.000%	05/01/42			6,278	6,278	6,839	6,814	.0	(536)	.0	(536)	.0	6,278	.0	.0	.0	.0	104	05/01/2042	1
3138LX-N7-0	FNMA Pool A06713 MBS	4.000%	06/01/42			17,278	17,278	18,347	18,315	.0	(1,037)	.0	(1,037)	.0	17,278	.0	.0	.0	.0	306	06/01/2042	1
3138LY-HB-6	FNMA Pool A07425 MBS	3.500%	08/01/42			796	796	842	837	.0	(41)	.0	(41)	.0	796	.0	.0	.0	.0	12	08/01/2042	1
3138M1-JG-4	FNMA Pool A09262 MBS	3.500%	07/01/42			596	596	629	625	.0	(29)	.0	(29)	.0	596	.0	.0	.0	.0	9	07/01/2042	1
3138MH-3J-0	FNMA Pool A02600 MBS	3.500%	12/01/42			263	263	283	281	.0	(18)	.0	(18)	.0	263	.0	.0	.0	.0	4	12/01/2042	1
3138ML-FS-8	FNMA Pool A04676 MBS	3.500%	11/01/42			9,050	9,050	9,705	9,639	.0	(589)	.0	(589)	.0	9,050	.0	.0	.0	.0	112	11/01/2042	1
3138MN-R2-8	FNMA Pool A06804 MBS	3.500%	11/01/42			442	442	475	471	.0	(29)	.0	(29)	.0	442	.0	.0	.0	.0	6	11/01/2042	1
3138MS-A4-1	FNMA Pool A08926 MBS	3.000%	12/01/42			2,792	2,792	2,937	2,921	.0	(129)	.0	(129)	.0	2,792	.0	.0	.0	.0	35	12/01/2042	1
3138NW-YS-3	FNMA Pool AR0688 MBS	3.000%	12/01/42			211	211	221	220	.0	(9)	.0	(9)	.0	211	.0	.0	.0	.0	3	12/01/2042	1
3138W9-SE-1	FNMA Pool AS0516 MBS	3.000%	09/01/43			6,004	6,004	6,032	6,029	.0	(25)	.0	(25)	.0	6,004	.0	.0	.0	.0	77	09/01/2043	1
3138WA-PE-1	FNMA Pool AS1320 MBS	4.000%	12/01/43			18,566	18,566	19,523	19,452	.0	(886)	.0	(886)	.0	18,566	.0	.0	.0	.0	309	12/01/2043	1
3138WB-EL-5	FNMA Pool AS1938 MBS	5.000%	03/01/44			1,893	1,893	2,115	2,104	.0	(211)	.0	(211)	.0	1,893	.0	.0	.0	.0	40	03/01/2044	1
3138WB-UC-7	FNMA Pool AS2378 MBS	3.500%	05/01/44			2,030	2,030	2,079	2,075	.0	(45)	.0	(45)	.0	2,030	.0	.0	.0	.0	30	05/01/2044	1
3138WD-6L-0	FNMA Pool AS4474 MBS	3.000%	02/01/45			13,870	13,870	14,008	13,999	.0	(129)	.0	(129)	.0	13,870	.0	.0	.0	.0	178	02/01/2045	1
3138WD-N6-4	FNMA Pool AS4012 MBS	3.500%	12/01/44			20,462	20,462	21,359	21,302	.0	(840)	.0	(840)	.0	20,462	.0	.0	.0	.0	289	12/01/2044	1
3138WK-3E-3	FNMA Pool AS9796 MBS	3.500%	06/01/47			9,664	9,664	9,623	9,624	.0	41	.0	41	.0	9,664	.0	.0	.0	.0	145	06/01/2047	1
3138WV-FU-0	FNMA Pool AT7378 MBS	4.500%	10/01/43			22,927	22,927	24,700	24,588	.0	(1,661)	.0	(1,661)	.0	22,927	.0	.0	.0	.0	510	10/01/2043	1
3138XH-TG-0	FNMA Pool AV6294 MBS	4.000%	12/01/43			3,262	3,262	3,426	3,415	.0	(153)	.0	(153)	.0	3,262	.0	.0	.0	.0	54	12/01/2043	1
3138Y3-2C-4	FNMA Pool AX2570 MBS	4.000%	11/01/44			151,942	151,942	157,367	.0	(5,425)	.0	(5,425)	.0	151,942	.0	.0	.0	.0	1,096	11/01/2044	1	
3138YE-HD-2	FNMA Pool AY1127 MBS	3.500%	04/01/45			4,243	4,243	4,417	4,407	.0	(163)	.0	(163)	.0	4,243	.0	.0	.0	.0	62	04/01/2045	1
3138YN-MS-3	FNMA Pool AY8468 MBS	4.000%	08/01/45			41,356	41,356	44,122	43,984	.0	(2,628)	.0	(2,628)	.0	41,356	.0	.0	.0	.0	690	08/01/2045	1
3138YN-RB-5	FNMA Pool AY8581 MBS	3.500%	08/01/45			10,833	10,833	11,295	11,269	.0	(436)	.0	(436)	.0	10,833	.0	.0	.0	.0	158	08/01/2045	1
3138YX-TH-8	FNMA Pool AZ5951 MBS	4.000%	10/01/45			22,555	22,555	24,056	23,989	.0	(1,434)	.0	(1,434)	.0	22,555	.0	.0	.0	.0	306	10/01/2045	1
3140E0-6Q-3	FNMA Pool AZ8078 MBS	3.500%	08/01/45			4,997	4,997	5,194	5,183	.0	(186)	.0	(186)	.0	4,997	.0	.0	.0	.0	60	08/01/2045	1
3140EB-G2-1	FNMA Pool BA6516 MBS	3.500%	12/01/45			4,085	4,085	4,279	4,270	.0	(185)	.0	(185)	.0	4,085	.0	.0	.0	.0	59	12/01/2045	1
3140EW-NT-8	FNMA Pool BC2201 MBS	3.500%	04/01/46			7,275	7,275	7,772	7,752	.0	(477)	.0	(477)	.0	7,275	.0	.0	.0	.0	97	04/01/2046	1
3140F8-LY-1	FNMA Pool BD1242 MBS	3.500%	06/01/46			23,837	23,837	25,501	25,436	.0	(1,600)	.0	(1,600)	.0	23,837	.0	.0	.0	.0	412	06/01/2046	1
3140FB-KY-5	FNMA Pool BD3910 MBS	3.000%	08/01/46			5,410	5,410	5,654	5,643	.0	(233)	.0	(233)	.0	5,410	.0	.0	.0	.0	67	08/01/2046	1
3140H1-WJ-5	FNMA Pool BJ0648 MBS	3.500%	03/01/48			13,382	13,382	13,402	13,402	.0	(19)	.0	(19)	.0	13,382	.0	.0	.0	.0	203	03/01/2048	1
3140J5-SF-7	FNMA Pool BM1417 MBS	3.000%	04/01/47			26,712	26,712	26,059	26,067	.0	645	.0	645	.0	26,712	.0	.0	.0	.0	340	04/01/2047	1
3140J7-2S-3	FNMA Pool BM3484 MBS	3.000%	02/01/48			15,978	15,978	15,552	15,557	.0	420	.0	420	.0	15,978	.0	.0	.0	.0	207	02/01/2048	1
3140J7-N8-4	FNMA Pool BM3114 MBS	3.000%	03/01/47			78,190	78,190	78,239	78,235	.0	(45)	.0	(45)	.0	78,190	.0	.0	.0	.0	1,003	03/01/2047	1
3140Q8-KG-9	FNMA Pool CA1194 MBS	4.000%	02/01/48			30,946	30,946	31,976	31,962	.0	(1,016)	.0	(1,016)	.0	30,946	.0	.0	.0	.0	516	02/01/2048	1
3140Q9-ZD-8	FNMA Pool CA2539 MBS	4.000%	10/01/48			11,381	11,381	11,730	.0	(349)	.0	(349)	.0	11,381	.0	.0	.0	.0	38	10/01/2048	1	
3140QA-AJ-9	FNMA Pool CA2708 MBS	4.000%	05/01/48			33,262	33,262	34,022	.0	(760)	.0	(760)	.0	33,262	.0	.0	.0	.0	340	05/01/2048	1	
31416B-RB-6	FNMA Pool 995182 MBS	5.500%	06/01/20			127	127	139	129	.0	(2)	.0	(2)	.0	127	.0	.0	.0	.0	3	06/01/2020	1
31416V-V6-5	FNMA Pool AB0732 MBS	4.000%	06/01/39			3,063	3,063	3,256	3,249	.0	(185)	.0	(185)	.0	3,063	.0	.0	.0	.0	51	06/01/2039	1
31417A-AZ-9	FNMA Pool AB4439 MBS	3.500%	02/01/42			9,698	9,698	10,265	10,202	.0	(504)	.0	(504)	.0	9,698	.0	.0	.0	.0	116	02/01/2042	1
31417A-QE-2	FNMA Pool AB4052 MBS	4.000%	12/01/41			13,460	13,460	14,350	14,297	.0	(837)	.0	(837)	.0	13,460	.0	.0	.0	.0	225	12/01/2041	1
31417G-AS-5	FNMA Pool AB9016 MBS	3.000%	04/01/43			18,461	18,461	19,057	19,027	.0	(565)	.0	(565)	.0	18,461	.0	.0	.0	.0	233	04/01/2043	1
31418C-4G-6	FNMA Pool MA3522 MBS	4.500%	11/01/48			31,108	31,108	32,306	.0	(1,198)	.0	(1,198)	.0	31,108	.0	.0	.0	.0	253	11/01/2048	1	
31418C-ZJ-6	FNMA Pool MA3444 MBS	4.500%	08/01/48			35,697	35,697	37,067	.0	(1,369)	.0	(1,369)	.0	35,697	.0	.0	.0	.0	281	08/01/2048	1	

STATEMENT AS OF JUNE 30, 2019 OF THE UnitedHealthcare Community Plan of Ohio, Inc.

SCHEDULE D - PART 4

Show All Long-Term Bonds and Stock Sold, Redeemed or Otherwise Disposed of During the Current Quarter

1	2	3	4	5	6	7	8	9	10	Change In Book/Adjusted Carrying Value					16	17	18	19	20	21	22
										11	12	13	14	15							
CUSIP Ident-ification	Description	For-ign	Disposal Date	Name of Purchaser	Number of Shares of Stock	Consid-eration	Par Value	Actual Cost	Prior Year Book/ Adjusted Carrying Value	Unrealized Valuation Increase/ (Decrease)	Current Year's (Amor- tization)/ Accretion	Current Year's Other Than Temporary Impairment Recog- nized	Total Change in Book/ Adjusted Carrying Value (11 + 12 - 13)	Total Foreign Exchange Change in Book /Adjusted Carrying Value	Book/ Adjusted Carrying Value at Disposal Date	Foreign Exchange Gain (Loss) on Disposal	Realized Gain (Loss) on Disposal	Total Gain (Loss) on Disposal	Bond Interest/ Stock Dividends Received During Year	Stated Con- tractual Maturity Date	NAIC Desig- nation and Admini- strative Symbol /Market Indicator (a)
835588-AS-3	Sonoma Marin Area Rail CA Rev Bond Non Call 5.000% 03/01/21		06/06/2019	Siebert Brandford Shank		484,348	455,000	551,870	480,565	0	(5,070)	0	(5,070)	0	475,495	0	8,853	8,853	17,631	03/01/2021	1FE
3199999	Subtotal - Bonds - U.S. Special Revenues					10,528,779	9,798,243	11,293,313	9,323,641	0	(131,450)	0	(131,450)	0	10,408,364	0	120,415	120,415	295,945	XXX	XXX
00287Y-AT-6	ABBVIE INC Corp Note Call MW 2.500% 05/14/20		06/06/2019	Wachovia Bank		474,392	475,000	480,254	477,427	0	(824)	0	(824)	0	476,603	0	(2,211)	(2,211)	6,795	05/14/2020	2FE
02004V-AC-7	ALLY AUTO RECEIVABLES TRUST ALLYA 18-2 A3 ABS 2.920% 11/15/22		06/06/2019	Barclays Group Inc.		975,191	970,000	969,824	969,868	0	24	0	24	0	969,892	0	5,299	5,299	13,769	11/15/2022	1FE
03065M-AF-4	AmeriCredit Auto AMCAR 2015-4 C ABS 2.880% 07/08/21		06/08/2019	Paydown		67,823	67,823	67,811	67,818	0	5	0	5	0	67,823	0	0	0	958	07/08/2021	1FE
03065V-AE-7	AmeriCredit Auto AMCAR 2016-1 B ABS 2.300% 03/08/21		06/08/2019	Paydown		228,269	228,269	229,821	228,506	0	(237)	0	(237)	0	228,269	0	0	0	2,172	03/08/2021	1FE
03066L-AB-4	AmeriCredit Auto AMCAR 2018-2 A2A ABS 2.860% 11/18/21		06/18/2019	Paydown		362,464	362,464	362,435	362,440	0	24	0	24	0	362,464	0	0	0	4,227	11/18/2021	1FE
031162-BX-7	AMGEN INC Corp Note Call MW 2.700% 05/01/22		06/19/2019	Goldman Sachs		1,088,316	1,080,000	1,076,922	1,078,462	0	209	0	209	0	1,078,671	0	9,645	9,645	18,630	05/01/2022	2FE
035242-AL-0	ABIBB-CALL04/18 Corp Note Call MW 3.300% 02/01/23		04/25/2019	Call 102.3160		73,668	72,000	71,974	71,980	0	1,688	0	1,688	0	73,668	0	0	0	1,742	02/01/2023	2FE
037833-AX-8	APPLE INC Corp Note MW 1.550% 02/07/20		06/06/2019	JP Morgan Chase		467,551	470,000	468,966	469,765	0	94	0	94	0	469,859	0	(2,308)	(2,308)	6,091	02/07/2020	1FE
06051G-HH-5	BANK OF AMER CRP Corp Note Call 3.499% 05/17/22		06/21/2019	Morgan Stanley		662,149	650,000	650,000	650,000	0	0	0	0	0	650,000	0	12,149	12,149	13,772	05/17/2022	1FE
084664-BZ-3	BERKSHIRE HATH Corp Note MW 2.900% 10/15/20		06/06/2019	Deutsche Bank		277,676	275,000	275,572	275,161	0	(39)	0	(39)	0	275,122	0	2,553	2,553	5,206	10/15/2020	1FE
110122-CA-4	BRISTOL-MYERS Corp Note Call MW Prv Plc 3.200% 06/15/26		06/19/2019	Goldman Sachs		260,316	252,000	251,315	0	0	4	0	4	0	251,319	0	8,997	8,997	784	06/15/2026	1FE
12592R-BF-5	COMM MORTGAGE TR COMM 2014-CR21 A3 CMBS 3.528% 12/10/47		06/01/2019	Paydown		3,661	3,661	3,899	3,813	0	(152)	0	(152)	0	3,661	0	0	0	58	12/10/2047	1FM
13976M-AD-6	Capital Auto Rec AFIN 2018-1 A4 ABS Prv Plc 2.930% 06/20/22		06/06/2019	Barclays Group Inc.		805,250	800,000	797,625	797,993	0	457	0	457	0	798,450	0	6,800	6,800	11,069	06/20/2022	1FE
165183-BG-8	Chesapeake Fundi CFII 2018-1A A1 ABS Prv Plc 3.040% 04/15/30		06/15/2019	Paydown		142,136	142,136	142,131	142,131	0	4	0	4	0	142,136	0	0	0	1,785	04/15/2030	1FE
165183-BN-3	Chesapeake Fundi CFII 2018-2A A1 ABS Prv Plc 3.230% 08/15/30		06/15/2019	Paydown		124,456	124,456	124,442	124,444	0	13	0	13	0	124,456	0	0	0	1,662	08/15/2030	1FE
17326F-AA-5	CITIGROUP COMMER CGOINT 2017-C4 A1 CMBS 2.121% 10/12/50		06/01/2019	Paydown		10,779	10,779	10,779	10,776	0	2	0	2	0	10,779	0	0	0	95	10/12/2050	1FM
210518-CL-8	CONSUMERS ENERGY Corp Note MW 20BP 5.650% 04/15/20		05/29/2019	Call 102.6855		123,223	120,000	134,910	122,324	0	(721)	0	(721)	0	121,603	0	1,620	1,620	4,219	04/15/2020	1FE
263534-CK-3	DUPONT EI NEMOUR Corp Note MW 12.5BP 2.800% 02/15/23		04/22/2019	Call 101.0371		101,037	100,000	94,262	97,286	0	188	0	188	0	97,474	0	3,563	3,563	1,921	02/15/2023	1FE
29373F-AB-0	Enterprise Fleet EFF 2018-2 A2 ABS Prv Plc 3.140% 02/20/24		06/20/2019	Paydown		46,651	46,651	46,644	46,645	0	6	0	6	0	46,651	0	0	0	732	02/20/2024	1FE
337738-AN-8	FISERV INC Corp Note Call MW 2.700% 06/01/20		06/19/2019	Pershing		1,701,649	1,700,000	1,697,144	1,699,159	0	276	0	276	0	1,699,434	0	2,215	2,215	25,500	06/01/2020	2FE
345280-EU-4	Ford Credit Floo FORDF 2016-3 A1 ABS 1.550% 07/15/19		06/06/2019	Goldman Sachs		589,355	590,000	587,234	589,260	0	606	0	606	0	589,866	0	(511)	(511)	4,445	07/15/2019	1FE
34531D-AD-0	FORDL 2017-B A4 FORDL 2017-B A3 ABS 2.030% 12/15/20		06/15/2019	Paydown		9,486	9,486	9,486	9,486	0	0	0	0	0	9,486	0	0	0	96	12/15/2020	1FE
34531H-AD-1	Ford Credit Auto FORDO 2017-B A3 ABS 1.690% 11/15/21		06/15/2019	Paydown		34,570	34,570	33,904	34,200	0	370	0	370	0	34,570	0	0	0	269	11/15/2021	1FE
35563P-JK-6	FHLMC SCRT SCRT 2019-1 M5SD RMBS 4.000% 07/25/58		06/01/2019	Paydown		21,827	21,827	22,355	0	0	(529)	0	(529)	0	21,827	0	0	0	217	07/25/2058	1FE
361886-AL-8	GMF FLOORPLAN OW GFORT 2016-1 A1 ABS Prv Plc 1.960% 05/17/21		05/15/2019	Paydown		955,000	955,000	954,810	954,975	0	25	0	25	0	955,000	0	0	0	7,799	05/17/2021	1FE
37045X-BY-1	GEN MOTORS FIN Corp Note MW Call 3.150% 06/30/22		06/19/2019	Morgan Stanley		531,797	530,000	529,099	529,355	0	83	0	83	0	529,438	0	2,359	2,359	7,930	06/30/2022	2FE
437076-BG-6	HOME DEPOT INC Corp Note MW Call 2.625% 06/01/22		06/19/2019	Goldman Sachs		381,038	375,000	373,620	374,294	0	93	0	93	0	374,388	0	6,650	6,650	5,469	06/01/2022	1FE

STATEMENT AS OF JUNE 30, 2019 OF THE UnitedHealthcare Community Plan of Ohio, Inc.

SCHEDULE D - PART 4

Show All Long-Term Bonds and Stock Sold, Redeemed or Otherwise Disposed of During the Current Quarter

1	2	3	4	5	6	7	8	9	10	Change In Book/Adjusted Carrying Value					16	17	18	19	20	21	22
										11	12	13	14	15							
CUSIP Ident- ification	Description	For- eign	Disposal Date	Name of Purchaser	Number of Shares of Stock	Consid- eration	Par Value	Actual Cost	Prior Year Book/ Adjusted Carrying Value	Unrealized Valuation Increase/ (Decrease)	Current Year's (Amor- tization)/ Accretion	Current Year's Other Than Temporary Impairment Recog- nized	Total Change in Book/ Adjusted Carrying Value (11 + 12 - 13)	Total Foreign Exchange Change in Book /Adjusted Carrying Value	Book/ Adjusted Carrying Value at Disposal Date	Foreign Exchange Gain (Loss) on Disposal	Realized Gain (Loss) on Disposal	Total Gain (Loss) on Disposal	Bond Interest/ Stock Dividends Received During Year	Stated Con- tractual Maturity Date	NAIC Desig- nation and Admini- strative Symbol /Market Indicator (a)
43811B-AC-8	Honda Auto Recei HAROT 2017-2 A3 ABS 1.680% 08/16/21		06/15/2019	Paydown		88,587	88,587	88,579	88,582	0	4	0	4	0	88,587	0	0	0	618	08/16/2021	1FE
438124-AD-1	Honda Auto Recei HAROT 2016-3 A4 ABS 1.330% 11/18/22		06/20/2019	Mitsubishi Bank LTD		796,500	800,000	782,875	789,921	0	4,228	0	4,228	0	794,148	0	2,352	2,352	5,497	11/18/2022	1FE
43813F-AC-7	Honda Auto Recei HAROT 2017-4 A3 ABS 2.050% 11/22/21		06/21/2019	Paydown		25,111	25,111	25,108	25,109	0	2	0	2	0	25,111	0	0	0	241	11/22/2021	1FE
43815H-AC-1	Honda Auto Recei HAROT 2018-3 A3 ABS 2.950% 08/22/22		06/06/2019	HSBC Securities Inc		974,198	965,000	964,868	964,881	0	18	0	18	0	964,899	0	9,299	9,299	13,364	08/22/2022	1FE
44891F-AD-8	Hyundai Auto Lea HALST 2017-A A3 ABS Prv Plc 1.880% 08/17/20		06/15/2019	Paydown		344,621	344,621	345,482	344,621	0	0	0	0	0	344,621	0	0	0	2,708	08/17/2020	1FE
44935Q-AD-2	Hyundai Auto Lea HALST 2018-B A3 ABS Prv Plc 3.040% 10/15/21		06/06/2019	HSBC Securities Inc		1,006,563	1,000,000	999,848	999,878	0	24	0	24	0	999,901	0	6,661	6,661	14,778	10/15/2021	1FE
459745-GL-3	INTL LEASE FIN Corp Note Non Call 5.875% 04/01/19		04/01/2019	Maturity		60,000	60,000	65,019	60,497	0	(497)	0	(497)	0	60,000	0	0	0	1,763	04/01/2019	2FE
55315G-AD-0	MMAF EQUIPMENT F MMAF 2015-AA A4 ABS Prv Plc 1.930% 07/16/21		06/16/2019	Paydown		126,759	126,759	126,724	126,752	0	8	0	8	0	126,759	0	0	0	1,111	07/16/2021	1FE
585055-BG-0	MEDTRONIC INC Corp Note MW 2.500% 03/15/20 MET-CALL08/18 Corp Note MW 25BP 4.750%		04/06/2019	Call 100.0000		460,000	460,000	474,573	464,763	0	(1,028)	0	(1,028)	0	463,735	0	(3,735)	(3,735)	6,421	03/15/2020	1FE
59156R-AX-6	NEW YORK LIFE GL Corp Note Non Call Prv Plc 2.862% 01/28/21		06/24/2019	Call 104.2630		104,263	100,000	110,092	103,070	0	(681)	0	(681)	0	102,389	0	1,874	1,874	4,169	02/08/2021	1FE
64952W-DE-0	Nissan Auto Leas NALT 2017-B A2A ABS 1.830% 12/16/19		06/06/2019	Toronto Dominion Sec		425,475	425,000	425,000	0	0	0	0	0	0	425,000	0	475	475	4,482	01/28/2021	1FE
65479B-AB-6	ORACLE CORP Corp Note Call MW 2.500% 05/15/22		06/15/2019	Paydown		143,817	143,817	143,806	143,814	0	3	0	3	0	143,817	0	0	0	1,110	12/16/2019	1FE
68389X-BB-0	SMB Private Educ SMB 2014-A A2A ABS Prv Plc 3.050% 05/15/26		06/19/2019	US Bank		1,708,959	1,700,000	1,694,016	1,697,002	0	404	0	404	0	1,697,405	0	11,554	11,554	25,500	05/15/2022	1FE
784456-AB-1	Santander Drive SDART 2017-1 B ABS 2.100% 06/15/21		06/15/2019	Paydown		333,991	333,991	333,965	333,989	0	2	0	2	0	333,991	0	0	0	2,901	06/15/2021	1FE
80284T-AH-8	TIME WARNER INC Corp Note Call MW 2.950% 07/15/26		05/31/2019	Tax Free Exchange		202,815	200,000	203,812	202,974	0	(159)	0	(159)	0	202,815	0	0	0	5,444	07/15/2026	2FE
89231A-AB-7	Toyota Auto Rece TAOT 2018-C A2A ABS 2.770% 08/16/21		06/15/2019	Paydown		194,272	194,272	194,254	194,257	0	15	0	15	0	194,272	0	0	0	2,266	08/16/2021	1FE
90131H-CB-9	21ST CENTURY FOX Corp Note Call MW 3.375% 11/15/26		04/01/2019	Tax Free Exchange		(7,676)	0	0	0	0	0	0	0	0	0	0	(7,676)	(7,676)	(7,021)	11/15/2026	2FE
90781B-DG-0	UNION PAC CORP Corp Note MW 40BP 4.000% 02/01/21		06/06/2019	Goldman Sachs		92,033	90,000	89,573	89,900	0	20	0	20	0	89,921	0	2,112	2,112	3,090	02/01/2021	1FE
94989H-AF-7	WELLS FARGO COMM WFCM 2015-NXS1 A2 CMBS 2.632% 05/15/48		06/20/2019	Wachovia Bank		898,734	900,000	926,980	904,392	0	(1,934)	0	(1,934)	0	902,457	0	(3,723)	(3,723)	13,357	05/15/2048	1FIM
98161V-AB-6	World Omni Auto WOART 2018-A A2 ABS 2.190% 05/17/21		06/15/2019	Paydown		141,258	141,258	141,245	141,253	0	5	0	5	0	141,258	0	0	0	1,284	05/17/2021	1FE
98162V-AD-1	World Omni Auto WORAT 2019-B A3 ABS 2.590% 07/15/24		06/06/2019	Cantor Fitzgerald		805,000	800,000	799,981	0	0	0	0	0	0	799,981	0	5,019	5,019	1,439	07/15/2024	1FE
98163E-AB-2	World Omni Auto WOART 2018-C A2 ABS 2.800% 01/18/22		06/15/2019	Paydown		282,415	282,415	282,413	282,411	0	4	0	4	0	282,415	0	0	0	3,308	01/18/2022	1FE
06367T-PX-2	BANK OF MONTREAL Corp Note Non Call 2.100% 12/12/19	A	06/06/2019	Harris Nesbitt Corp		479,198	480,000	482,242	480,867	0	(401)	0	(401)	0	480,466	0	(1,267)	(1,267)	4,984	12/12/2019	1FE
136452-AD-1	Canadian Pacer A CPART 2017-1A A3 ABS Prv Plc 2.050% 03/19/21	A	06/19/2019	Paydown		278,464	278,464	278,464	278,464	0	0	0	0	0	278,464	0	0	0	2,379	03/19/2021	1FE
81376N-AD-7	Securitized Term SSTRT 2017-2A A3 ABS Prv Plc 2.040% 04/26/21	A	06/25/2019	Paydown		121,050	121,050	121,050	121,050	0	0	0	0	0	121,050	0	0	0	1,124	04/26/2021	1FE
81379J-AD-3	Securitized Term SSTRT 2017-1A A3 ABS Prv Plc 1.890% 08/25/20	A	06/25/2019	Paydown		175,639	175,639	175,639	175,639	0	0	0	0	0	175,639	0	0	0	1,386	08/25/2020	1FE
05565Q-CQ-9	BP CAPITAL PLC Corp Note Non Call 3.085% 05/10/19	D	05/10/2019	Maturity		200,000	200,000	200,000	200,000	0	0	0	0	0	200,000	0	0	0	3,160	05/10/2019	1FE

SCHEDULE D - PART 4

Show All Long-Term Bonds and Stock Sold, Redeemed or Otherwise Disposed of During the Current Quarter

1	2	3	4	5	6	7	8	9	10	Change In Book/Adjusted Carrying Value					16	17	18	19	20	21	22
										11	12	13	14	15							
CUSIP Ident- ification	Description	For- eign	Disposal Date	Name of Purchaser	Number of Shares of Stock	Consid- eration	Par Value	Actual Cost	Prior Year Book/ Adjusted Carrying Value	Unrealized Valuation Increase/ (Decrease)	Current Year's (Amor- tization)/ Accretion	Current Year's Other Than Temporary Impairment Recog- nized	Total Change in Book/ Adjusted Carrying Value (11 + 12 - 13)	Total Foreign Exchange Change in Book /Adjusted Carrying Value	Book/ Adjusted Carrying Value at Disposal Date	Foreign Exchange Gain (Loss) on Disposal	Realized Gain (Loss) on Disposal	Total Gain (Loss) on Disposal	Bond Interest/ Stock Dividends Received During Year	Stated Con- tractual Maturity Date	NAIC Desig- nation and Admini- strative Symbol /Market Indicator (a)
12518X-AA-5	CENT CLO LP CECLD 2013-19A A1A CLO Prv Plc 3.912% 10/29/25	D	04/29/2019	Paydown		68,480	68,480	68,069	68,302	0	178	0	178	0	68,480	0	0	0	1,371	10/29/2025	1FE
83051G-AD-0	SKANDINAV ENSKIL Corp Note Non Call Prv Plc 2.450% 05/27/20	D	06/19/2019	CitiGroup		1,700,170	1,700,000	1,697,382	1,699,233	0	255	0	255	0	1,699,487	0	683	683	23,602	05/27/2020	1FE
3899999. Subtotal - Bonds - Industrial and Miscellaneous (Unaffiliated)						22,893,844	22,814,004	22,851,525	21,312,432	0	2,314	0	2,314	0	22,813,395	0	80,448	80,448	295,036	XXX	XXX
8399997. Total - Bonds - Part 4						42,591,033	41,007,447	43,751,866	39,730,051	0	(202,497)	0	(202,497)	0	42,242,377	0	348,656	348,656	839,438	XXX	XXX
8399998. Total - Bonds - Part 5						XXX	XXX	XXX	XXX	XXX	XXX	XXX	XXX	XXX	XXX	XXX	XXX	XXX	XXX	XXX	XXX
8399999. Total - Bonds						42,591,033	41,007,447	43,751,866	39,730,051	0	(202,497)	0	(202,497)	0	42,242,377	0	348,656	348,656	839,438	XXX	XXX
8999997. Total - Preferred Stocks - Part 4						0	XXX	0	0	0	0	0	0	0	0	0	0	0	0	XXX	XXX
8999998. Total - Preferred Stocks - Part 5						XXX	XXX	XXX	XXX	XXX	XXX	XXX	XXX	XXX	XXX	XXX	XXX	XXX	XXX	XXX	XXX
8999999. Total - Preferred Stocks						0	XXX	0	0	0	0	0	0	0	0	0	0	0	0	XXX	XXX
9799997. Total - Common Stocks - Part 4						0	XXX	0	0	0	0	0	0	0	0	0	0	0	0	XXX	XXX
9799998. Total - Common Stocks - Part 5						XXX	XXX	XXX	XXX	XXX	XXX	XXX	XXX	XXX	XXX	XXX	XXX	XXX	XXX	XXX	XXX
9799999. Total - Common Stocks						0	XXX	0	0	0	0	0	0	0	0	0	0	0	0	XXX	XXX
9899999. Total - Preferred and Common Stocks						0	XXX	0	0	0	0	0	0	0	0	0	0	0	0	XXX	XXX
9999999 - Totals						42,591,033	XXX	43,751,866	39,730,051	0	(202,497)	0	(202,497)	0	42,242,377	0	348,656	348,656	839,438	XXX	XXX

(a) For all common stock bearing the NAIC market indicator "U" provide: the number of such issues0

Schedule DB - Part A - Section 1 - Options, Caps, Floors, Collars, Swaps and Forwards Open
N O N E

Schedule DB - Part B - Section 1 - Futures Contracts Open
N O N E

Schedule DB - Part B - Section 1B - Brokers with whom cash deposits have been made
N O N E

Schedule DB - Part D - Section 1 - Counterparty Exposure for Derivative Instruments Open
N O N E

Schedule DB - Part D-Section 2 - Collateral for Derivative Instruments Open - Pledged By
N O N E

Schedule DB - Part D-Section 2 - Collateral for Derivative Instruments Open - Pledged To
N O N E

Schedule DL - Part 1 - Reinvested Collateral Assets Owned
N O N E

Schedule DL - Part 2 - Reinvested Collateral Assets Owned
N O N E

SCHEDULE E - PART 1 - CASH

E12

SCHEDULE E - PART 2 - CASH EQUIVALENTS

Show Investments Owned End of Current Quarter

1	2	3	4	5	6	7	8	9
CUSIP	Description	Code	Date Acquired	Rate of Interest	Maturity Date	Book/Adjusted Carrying Value	Amount of Interest Due and Accrued	Amount Received During Year
	US Treasury Bill		06/24/2019	2.076	07/23/2019	798,985	0	276
0199999	Subtotal - Bonds - U.S. Governments - Issuer Obligations					798,985	0	276
0599999	Total - U.S. Government Bonds					798,985	0	276
1099999	Total - All Other Government Bonds					0	0	0
1799999	Total - U.S. States, Territories and Possessions Bonds					0	0	0
2499999	Total - U.S. Political Subdivisions Bonds					0	0	0
3199999	Total - U.S. Special Revenues Bonds					0	0	0
3899999	Total - Industrial and Miscellaneous (Unaffiliated) Bonds					0	0	0
4899999	Total - Hybrid Securities					0	0	0
5599999	Total - Parent, Subsidiaries and Affiliates Bonds					0	0	0
6099999	Subtotal - SVO Identified Funds					0	0	0
6599999	Subtotal - Bank Loans					0	0	0
7799999	Total - Issuer Obligations					798,985	0	276
7899999	Total - Residential Mortgage-Backed Securities					0	0	0
7999999	Total - Commercial Mortgage-Backed Securities					0	0	0
8099999	Total - Other Loan-Backed and Structured Securities					0	0	0
8199999	Total - SVO Identified Funds					0	0	0
8299999	Total - Bank Loans					0	0	0
8399999	Total Bonds					798,985	0	276
09248U-71-8	BlackRock Liquidity Funds T-Fund Port		06/03/2019	0.000		4,663,988	0	16,591
31846V-54-2	First American Treasury Obligations Fund Z		06/13/2019	0.000		6,106,177	0	12,797
38141W-32-3	Goldman Sachs Treasury Obligations Fund		06/03/2019	0.000		1,675,120	0	6,424
38142B-50-0	Goldman Sachs Financial Square Tr In Fd		06/03/2019	0.000		10,296	0	57
38142B-98-0	Goldman Sachs Financial Square Federal Fund		06/03/2019	0.000		5,134	0	29
61747C-58-2	Morgan Stanley Institutional Liquidity Fund Treasury Port		06/03/2019	0.000		18,952	0	6,732
825252-40-6	Invesco AIM STIT TREASURY MMF		06/03/2019	0.000		10,464	0	6,220
94975H-29-6	Wells Fargo Treasury Plus MMKT Fund - Inst		06/03/2019	0.000		6,150	0	1,129
8599999	Subtotal - Exempt Money Market Mutual Funds - as Identified by the SVO					12,496,281	0	49,979
147539-67-0	DEUTSCHE INV MGT CASH ACCT GOV/AGENCY DWS-1ST		06/03/2019	0.000		3,608	0	21
25160K-20-7	DEUTSCHE GOV MMKT Gov Series Ins Shares		06/20/2019	0.000		3,211,783	0	41,299
262006-88-5	Dreyfus Govt Cash Mgmt - Inst		06/03/2019	0.000		7,427	0	44
26200T-10-9	Dreyfus Inst Preferred Money Market		06/03/2019	0.000		492,988	0	6,386
31846V-62-5	First American Prime Obligations MMF Class Z		06/03/2019	0.000		139,614	0	859
38141W-23-2	Goldman Sachs Money Market Fund		06/03/2019	0.000		279,382	0	10,491
38141W-27-3	Goldman Sachs Government Fund		06/20/2019	0.000		139,647	0	29,791
40428X-10-7	HSBC HSBC US GOVT MMKT-I		06/26/2019	0.000		1,620,080	0	12,958
4812A0-36-7	JP Morgan Prime MMF		06/03/2019	0.000		76,354	0	467
4812C0-67-0	JP Morgan US Govt MMKT OP		06/13/2019	0.000		2,594,581	0	27,018
61747C-70-7	Morgan Stanley Institutional Liquidity Fund Government Port		06/03/2019	0.000		2,257,470	0	10,821
665278-70-1	Northern Inst Govt Select Port		06/25/2019	0.000		2,137,765	0	8,883
69351J-15-7	PNC GOVT MONEY MARKET FUND		06/05/2019	0.000		6,716	0	0
74926P-69-6	TUGXX US Equity US Government Money Market		06/03/2019	0.000		5,608	0	301
825252-88-5	Invesco AIM STIT GOVT & AGENCY-INST MMF		06/20/2019	0.000		750,522	0	24,821
8699999	Subtotal - All Other Money Market Mutual Funds					13,723,545	0	174,160
8899999	Total Cash Equivalents					27,018,811	0	224,415