



LIFE AND ACCIDENT AND HEALTH COMPANIES/FRATERNAL BENEFIT SOCIETIES - ASSOCIATION EDITION

QUARTERLY STATEMENT
AS OF MARCH 31, 2019
OF THE CONDITION AND AFFAIRS OF THE
Optum Insurance of Ohio, Inc.

NAIC Group Code07070707NAIC Company Code69647Employer's ID Number31-0628424
(Current)(Prior)

Organized under the Laws ofOhio, State of Domicile or Port of EntryOH

Country of DomicileUnited States of America

Licensed as business type:Life, Accident & Health [X] Fraternal Benefit Societies []

Incorporated/Organized10/19/1948Commenced Business12/05/1978

Statutory Home Office50 W. Broad Street, Suite 1800Columbus, OH, US 43215
(Street and Number)(City or Town, State, Country and Zip Code)

Main Administrative Office9800 Health Care Lane; MS: MN006-W500
(Street and Number)
Minnetonka, MN, US 55343952-979-7959
(City or Town, State, Country and Zip Code)(Area Code) (Telephone Number)

Mail Address9800 Health Care Lane; MS: MN006-W500Minnetonka, MN, US 55343
(Street and Number or P.O. Box)(City or Town, State, Country and Zip Code)

Primary Location of Books and Records9800 Health Care Lane; MS: MN006-W500
(Street and Number)
Minnetonka, MN, US 55343952-979-7959
(City or Town, State, Country and Zip Code)(Area Code) (Telephone Number)

Internet Website Addresswww.optumrx.com

Statutory Statement ContactJennifer Ann Mosher952-979-7959
(Name)(Area Code) (Telephone Number)
jen_mosher@uhc.com952-931-4651
(E-mail Address)(FAX Number)

OFFICERS

President & Chief Executive OfficerJohn Michael PrinceSecretaryKaren Elizabeth Peterson

Chairman & Chief Financial OfficerJeffrey David GrosklagsTreasurerPeter Marshall Gill

OTHER

Nyle Brent Cottingham, Vice PresidentDaniel Christopher Davis, Vice PresidentKirsten Colleen Hines, Assistant Secretary

Heather Anastasia Lang, Assistant SecretaryDavid John Oberg, Assistant Secretary

DIRECTORS OR TRUSTEES

Jeffrey David GrosklagsEdward Andrew LagerstromDaniel Christopher Davis

Ellen Ruth NelsonJohn Michael Prince

State ofState ofState of

County ofCounty ofCounty of

The officers of this reporting entity being duly sworn, each depose and say that they are the described officers of said reporting entity, and that on the reporting period stated above, all of the herein described assets were the absolute property of the said reporting entity, free and clear from any liens or claims thereon, except as herein stated, and that this statement, together with related exhibits, schedules and explanations therein contained, annexed or referred to, is a full and true statement of all the assets and liabilities and of the condition and affairs of the said reporting entity as of the reporting period stated above, and of its income and deductions therefrom for the period ended, and have been completed in accordance with the NAIC Annual Statement Instructions and Accounting Practices and Procedures manual except to the extent that: (1) state law may differ; or, (2) that state rules or regulations require differences in reporting not related to accounting practices and procedures, according to the best of their information, knowledge and belief, respectively. Furthermore, the scope of this attestation by the described officers also includes the related corresponding electronic filing with the NAIC, when required, that is an exact copy (except for formatting differences due to electronic filing) of the enclosed statement. The electronic filing may be requested by various regulators in lieu of or in addition to the enclosed statement.

John Michael PrinceKaren Elizabeth PetersonJeffrey David Grosklags
President & Chief Executive OfficerSecretaryChairman & Chief Financial Officer

Subscribed and sworn to before me this day ofSubscribed and sworn to before me this day ofSubscribed and sworn to before me this day of

- a. Is this an original filing?..... Yes [X] No []
- b. If no,
1. State the amendment number.....
2. Date filed.....
3. Number of pages attached.....

ASSETS

	Current Statement Date			4 December 31 Prior Year Net Admitted Assets
	1 Assets	2 Nonadmitted Assets	3 Net Admitted Assets (Cols. 1 - 2)	
1. Bonds	2,331,613	0	2,331,613	2,343,613
2. Stocks:				
2.1 Preferred stocks	0	0	0	0
2.2 Common stocks	0	0	0	0
3. Mortgage loans on real estate:				
3.1 First liens	0	0	0	0
3.2 Other than first liens.....	0	0	0	0
4. Real estate:				
4.1 Properties occupied by the company (less \$0 encumbrances)	0	0	0	0
4.2 Properties held for the production of income (less \$0 encumbrances)	0	0	0	0
4.3 Properties held for sale (less \$0 encumbrances)	0	0	0	0
5. Cash (\$238,506,185), cash equivalents (\$1,240,237) and short-term investments (\$0)	239,746,422	0	239,746,422	263,930,682
6. Contract loans (including \$0 premium notes)	0	0	0	0
7. Derivatives	0	0	0	0
8. Other invested assets	0	0	0	0
9. Receivables for securities	0	0	0	0
10. Securities lending reinvested collateral assets	0	0	0	0
11. Aggregate write-ins for invested assets	0	0	0	0
12. Subtotals, cash and invested assets (Lines 1 to 11)	242,078,035	0	242,078,035	266,274,295
13. Title plants less \$0 charged off (for Title insurers only)	0	0	0	0
14. Investment income due and accrued	28,096	0	28,096	10,431
15. Premiums and considerations:				
15.1 Uncollected premiums and agents' balances in the course of collection	0	0	0	0
15.2 Deferred premiums, agents' balances and installments booked but deferred and not yet due (including \$0 earned but unbilled premiums)	0	0	0	0
15.3 Accrued retrospective premiums (\$0) and contracts subject to redetermination (\$0)	0	0	0	0
16. Reinsurance:				
16.1 Amounts recoverable from reinsurers	0	0	0	0
16.2 Funds held by or deposited with reinsured companies	0	0	0	0
16.3 Other amounts receivable under reinsurance contracts	0	0	0	0
17. Amounts receivable relating to uninsured plans	132,597,850	456,647	132,141,203	84,501,091
18.1 Current federal and foreign income tax recoverable and interest thereon	0	0	0	4,513,564
18.2 Net deferred tax asset	663,340	106,040	557,300	873,648
19. Guaranty funds receivable or on deposit	0	0	0	0
20. Electronic data processing equipment and software	0	0	0	0
21. Furniture and equipment, including health care delivery assets (\$0)	0	0	0	0
22. Net adjustment in assets and liabilities due to foreign exchange rates	0	0	0	0
23. Receivables from parent, subsidiaries and affiliates	0	0	0	0
24. Health care (\$0) and other amounts receivable	0	0	0	0
25. Aggregate write-ins for other than invested assets	275,021	0	275,021	56,252
26. Total assets excluding Separate Accounts, Segregated Accounts and Protected Cell Accounts (Lines 12 to 25)	375,642,342	562,687	375,079,655	356,229,281
27. From Separate Accounts, Segregated Accounts and Protected Cell Accounts	0	0	0	0
28. Total (Lines 26 and 27)	375,642,342	562,687	375,079,655	356,229,281
DETAILS OF WRITE-INS				
1101.				
1102.				
1103.				
1198. Summary of remaining write-ins for Line 11 from overflow page	0	0	0	0
1199. Totals (Lines 1101 through 1103 plus 1198)(Line 11 above)	0	0	0	0
2501. State Taxes Receivable	274,332	0	274,332	56,252
2502. Prepaid Premium Taxes	689	0	689	0
2503.				
2598. Summary of remaining write-ins for Line 25 from overflow page	0	0	0	0
2599. Totals (Lines 2501 through 2503 plus 2598)(Line 25 above)	275,021	0	275,021	56,252

LIABILITIES, SURPLUS AND OTHER FUNDS

	1 Current Statement Date	2 December 31 Prior Year
1. Aggregate reserve for life contracts \$0 less \$0 included in Line 6.3 (including \$0 Modco Reserve)	0	0
2. Aggregate reserve for accident and health contracts (including \$0 Modco Reserve)	0	0
3. Liability for deposit-type contracts (including \$0 Modco Reserve)	0	0
4. Contract claims:		
4.1 Life	0	0
4.2 Accident and health	0	0
5. Policyholders' dividends/refunds to members \$0 and coupons \$0 due and unpaid	0	0
6. Provision for policyholders' dividends, refunds to members and coupons payable in following calendar year - estimated amounts:		
6.1 Policyholders' dividends and refunds to members apportioned for payment (including \$0 Modco)	0	0
6.2 Policyholders' dividends and refunds to members not yet apportioned (including \$0 Modco)	0	0
6.3 Coupons and similar benefits (including \$0 Modco)	0	0
7. Amount provisionally held for deferred dividend policies not included in Line 6	0	0
8. Premiums and annuity considerations for life and accident and health contracts received in advance less \$0 discount; including \$0 accident and health premiums	0	0
9. Contract liabilities not included elsewhere:		
9.1 Surrender values on canceled contracts	0	0
9.2 Provision for experience rating refunds, including the liability of \$0 accident and health experience rating refunds of which \$0 is for medical loss ratio rebate per the Public Health Service Act	0	0
9.3 Other amounts payable on reinsurance, including \$0 assumed and \$0 ceded	0	0
9.4 Interest Maintenance Reserve	67,878	71,210
10. Commissions to agents due or accrued-life and annuity contracts \$0 , accident and health \$0 and deposit-type contract funds \$0	0	0
11. Commissions and expense allowances payable on reinsurance assumed	0	0
12. General expenses due or accrued	1,406,037	1,438,037
13. Transfers to Separate Accounts due or accrued (net) (including \$0 accrued for expense allowances recognized in reserves, net of reinsured allowances)	0	0
14. Taxes, licenses and fees due or accrued, excluding federal income taxes	0	0
15.1 Current federal and foreign income taxes, including \$0 on realized capital gains (losses)	1,954,563	0
15.2 Net deferred tax liability	0	0
16. Unearned investment income	0	0
17. Amounts withheld or retained by reporting entity as agent or trustee	0	0
18. Amounts held for agents' account, including \$0 agents' credit balances	0	0
19. Remittances and items not allocated	0	0
20. Net adjustment in assets and liabilities due to foreign exchange rates	0	0
21. Liability for benefits for employees and agents if not included above	0	0
22. Borrowed money \$0 and interest thereon \$0	0	0
23. Dividends to stockholders declared and unpaid	0	0
24. Miscellaneous liabilities:		
24.01 Asset valuation reserve	0	0
24.02 Reinsurance in unauthorized and certified (\$0) companies	0	0
24.03 Funds held under reinsurance treaties with unauthorized and certified (\$0) reinsurers	0	0
24.04 Payable to parent, subsidiaries and affiliates	98,440,622	164,340,080
24.05 Drafts outstanding	0	0
24.06 Liability for amounts held under uninsured plans	195,891,612	121,622,439
24.07 Funds held under coinsurance	0	0
24.08 Derivatives	0	0
24.09 Payable for securities	0	0
24.10 Payable for securities lending	0	0
24.11 Capital notes \$0 and interest thereon \$0	0	0
25. Aggregate write-ins for liabilities	31,522	16,265
26. Total liabilities excluding Separate Accounts business (Lines 1 to 25)	297,792,234	287,488,031
27. From Separate Accounts Statement	0	0
28. Total liabilities (Lines 26 and 27)	297,792,234	287,488,031
29. Common capital stock	2,727,274	2,727,274
30. Preferred capital stock	0	0
31. Aggregate write-ins for other than special surplus funds	0	0
32. Surplus notes	0	0
33. Gross paid in and contributed surplus	4,990,293	4,990,293
34. Aggregate write-ins for special surplus funds	0	0
35. Unassigned funds (surplus)	69,569,854	61,023,683
36. Less treasury stock, at cost:		
36.10 shares common (value included in Line 29 \$0)	0	0
36.20 shares preferred (value included in Line 30 \$0)	0	0
37. Surplus (Total Lines 31+32+33+34+35-36) (including \$0 in Separate Accounts Statement)	74,560,147	66,013,976
38. Totals of Lines 29, 30 and 37	77,287,421	68,741,250
39. Totals of Lines 28 and 38 (Page 2, Line 28, Col. 3)	375,079,655	356,229,281
DETAILS OF WRITE-INS		
2501. Unclaimed Property	31,522	16,265
2502.		
2503.		
2598. Summary of remaining write-ins for Line 25 from overflow page	0	0
2599. Totals (Lines 2501 through 2503 plus 2598)(Line 25 above)	31,522	16,265
3101.		
3102.		
3103.		
3198. Summary of remaining write-ins for Line 31 from overflow page	0	0
3199. Totals (Lines 3101 through 3103 plus 3198)(Line 31 above)	0	0
3401.		
3402.		
3403.		
3498. Summary of remaining write-ins for Line 34 from overflow page	0	0
3499. Totals (Lines 3401 through 3403 plus 3498)(Line 34 above)	0	0

SUMMARY OF OPERATIONS

	1	2	3
	Current Year To Date	Prior Year To Date	Prior Year Ended December 31
1. Premiums and annuity considerations for life and accident and health contracts	0	0	0
2. Considerations for supplementary contracts with life contingencies	0	0	0
3. Net investment income	10,282	4,972	29,613
4. Amortization of Interest Maintenance Reserve (IMR)	3,332	3,628	14,512
5. Separate Accounts net gain from operations excluding unrealized gains or losses	0	0	0
6. Commissions and expense allowances on reinsurance ceded	0	0	0
7. Reserve adjustments on reinsurance ceded	0	0	0
8. Miscellaneous Income:			
8.1 Income from fees associated with investment management, administration and contract guarantees from Separate Accounts	0	0	0
8.2 Charges and fees for deposit-type contracts	0	0	0
8.3 Aggregate write-ins for miscellaneous income	14,169,935	15,241,462	62,068,465
9. Totals (Lines 1 to 8.3)	14,183,549	15,250,062	62,112,590
10. Death benefits	0	0	0
11. Matured endowments (excluding guaranteed annual pure endowments)	0	0	0
12. Annuity benefits	0	0	0
13. Disability benefits and benefits under accident and health contracts	0	0	0
14. Coupons, guaranteed annual pure endowments and similar benefits	0	0	0
15. Surrender benefits and withdrawals for life contracts	0	0	0
16. Group conversions	0	0	0
17. Interest and adjustments on contract or deposit-type contract funds	0	0	0
18. Payments on supplementary contracts with life contingencies	0	0	0
19. Increase in aggregate reserves for life and accident and health contracts	0	0	0
20. Totals (Lines 10 to 19)	0	0	0
21. Commissions on premiums, annuity considerations, and deposit-type contract funds (direct business only)	0	0	0
22. Commissions and expense allowances on reinsurance assumed	0	0	0
23. General insurance expenses and fraternal expenses	4,766,187	4,429,724	17,280,461
24. Insurance taxes, licenses and fees, excluding federal income taxes	111,361	135,045	348,718
25. Increase in loading on deferred and uncollected premiums	0	0	0
26. Net transfers to or (from) Separate Accounts net of reinsurance	0	0	0
27. Aggregate write-ins for deductions	0	0	0
28. Totals (Lines 20 to 27)	4,877,548	4,564,769	17,629,179
29. Net gain from operations before dividends to policyholders and federal income taxes (Line 9 minus Line 28)	9,306,001	10,685,293	44,483,411
30. Dividends to policyholders and refunds to members	0	0	0
31. Net gain from operations after dividends to policyholders, refunds to members and before federal income taxes (Line 29 minus Line 30)	9,306,001	10,685,293	44,483,411
32. Federal and foreign income taxes incurred (excluding tax on capital gains)	1,954,563	2,243,911	9,250,315
33. Net gain from operations after dividends to policyholders, refunds to members and federal income taxes and before realized capital gains or (losses) (Line 31 minus Line 32)	7,351,438	8,441,382	35,233,096
34. Net realized capital gains (losses) (excluding gains (losses) transferred to the IMR) less capital gains tax of \$0 (excluding taxes of \$0 transferred to the IMR)	0	0	0
35. Net income (Line 33 plus Line 34)	7,351,438	8,441,382	35,233,096
CAPITAL AND SURPLUS ACCOUNT			
36. Capital and surplus, December 31, prior year	68,741,250	47,880,336	47,880,336
37. Net income (Line 35)	7,351,438	8,441,382	35,233,096
38. Change in net unrealized capital gains (losses) less capital gains tax of \$47	62	0	54
39. Change in net unrealized foreign exchange capital gain (loss)	0	0	0
40. Change in net deferred income tax	(316,301)	0	272,317
41. Change in nonadmitted assets	1,510,972	(113,678)	(1,376,209)
42. Change in liability for reinsurance in unauthorized and certified companies	0	0	0
43. Change in reserve on account of change in valuation basis, (increase) or decrease	0	0	0
44. Change in asset valuation reserve	0	0	0
45. Change in treasury stock	0	0	0
46. Surplus (contributed to) withdrawn from Separate Accounts during period	0	0	0
47. Other changes in surplus in Separate Accounts Statement	0	0	0
48. Change in surplus notes	0	0	0
49. Cumulative effect of changes in accounting principles	0	0	0
50. Capital changes:			
50.1 Paid in	0	0	0
50.2 Transferred from surplus (Stock Dividend)	0	0	0
50.3 Transferred to surplus	0	0	0
51. Surplus adjustment:			
51.1 Paid in	0	0	0
51.2 Transferred to capital (Stock Dividend)	0	0	0
51.3 Transferred from capital	0	0	0
51.4 Change in surplus as a result of reinsurance	0	0	0
52. Dividends to stockholders	0	0	(14,000,000)
53. Aggregate write-ins for gains and losses in surplus	0	731,656	731,656
54. Net change in capital and surplus for the year (Lines 37 through 53)	8,546,171	9,059,360	20,860,914
55. Capital and surplus, as of statement date (Lines 36 + 54)	77,287,421	56,939,696	68,741,250
DETAILS OF WRITE-INS			
08.301. Service fee revenue	14,169,935	15,241,462	62,068,465
08.302.			
08.303.			
08.398. Summary of remaining write-ins for Line 8.3 from overflow page	0	0	0
08.399. Totals (Lines 08.301 through 08.303 plus 08.398) (Line 8.3 above)	14,169,935	15,241,462	62,068,465
2701.			
2702.			
2703.			
2798. Summary of remaining write-ins for Line 27 from overflow page	0	0	0
2799. Totals (Lines 2701 through 2703 plus 2798)(Line 27 above)	0	0	0
5301. Correction of prior year error	0	731,656	731,656
5302.			
5303.			
5398. Summary of remaining write-ins for Line 53 from overflow page	0	0	0
5399. Totals (Lines 5301 through 5303 plus 5398)(Line 53 above)	0	731,656	731,656

CASH FLOW

	1 Current Year To Date	2 Prior Year To Date	3 Prior Year Ended December 31
Cash from Operations			
1. Premiums collected net of reinsurance	0	0	0
2. Net investment income	4,617	19,914	98,004
3. Miscellaneous income	14,169,935	15,241,462	63,204,665
4. Total (Lines 1 to 3)	14,174,552	15,261,376	63,302,669
5. Benefit and loss related payments	0	0	0
6. Net transfers to Separate Accounts, Segregated Accounts and Protected Cell Accounts	0	0	0
7. Commissions, expenses paid and aggregate write-ins for deductions	(23,026,972)	4,374,022	97,804,513
8. Dividends paid to policyholders	0	0	0
9. Federal and foreign income taxes paid (recovered) net of \$0 tax on capital gains (losses)	(4,513,588)	(895,213)	13,262,635
10. Total (Lines 5 through 9)	(27,540,560)	3,478,809	111,067,148
11. Net cash from operations (Line 4 minus Line 10)	41,715,112	11,782,567	(47,764,479)
Cash from Investments			
12. Proceeds from investments sold, matured or repaid:			
12.1 Bonds	0	0	0
12.2 Stocks	0	0	0
12.3 Mortgage loans	0	0	0
12.4 Real estate	0	0	0
12.5 Other invested assets	0	0	0
12.6 Net gains or (losses) on cash, cash equivalents and short-term investments	87	0	55
12.7 Miscellaneous proceeds	0	0	0
12.8 Total investment proceeds (Lines 12.1 to 12.7)	87	0	55
13. Cost of investments acquired (long-term only):			
13.1 Bonds	0	0	19,565
13.2 Stocks	0	0	0
13.3 Mortgage loans	0	0	0
13.4 Real estate	0	0	0
13.5 Other invested assets	0	0	0
13.6 Miscellaneous applications	0	0	0
13.7 Total investments acquired (Lines 13.1 to 13.6)	0	0	19,565
14. Net increase (or decrease) in contract loans and premium notes	0	0	0
15. Net cash from investments (Line 12.8 minus Line 13.7 and Line 14)	87	0	(19,510)
Cash from Financing and Miscellaneous Sources			
16. Cash provided (applied):			
16.1 Surplus notes, capital notes	0	0	0
16.2 Capital and paid in surplus, less treasury stock	0	0	0
16.3 Borrowed funds	0	0	0
16.4 Net deposits on deposit-type contracts and other insurance liabilities	0	0	0
16.5 Dividends to stockholders	0	0	14,000,000
16.6 Other cash provided (applied)	(65,899,459)	13,693,180	314,248,755
17. Net cash from financing and miscellaneous sources (Line 16.1 through Line 16.4 minus Line 16.5 plus Line 16.6)	(65,899,459)	13,693,180	300,248,755
RECONCILIATION OF CASH, CASH EQUIVALENTS AND SHORT-TERM INVESTMENTS			
18. Net change in cash, cash equivalents and short-term investments (Line 11, plus Lines 15 and 17) ..	(24,184,260)	25,475,747	252,464,766
19. Cash, cash equivalents and short-term investments:			
19.1 Beginning of year	263,930,682	11,465,916	11,465,916
19.2 End of period (Line 18 plus Line 19.1)	239,746,422	36,941,663	263,930,682

Note: Supplemental disclosures of cash flow information for non-cash transactions:

--	--	--	--

EXHIBIT 1

DIRECT PREMIUMS AND DEPOSIT-TYPE CONTRACTS			
	1 Current Year To Date	2 Prior Year To Date	3 Prior Year Ended December 31
1. Industrial life	0	0	0
2. Ordinary life insurance	159,590	177,050	678,540
3. Ordinary individual annuities	5,978	12,863	15,405
4. Credit life (group and individual)	0	0	0
5. Group life insurance	0	0	0
6. Group annuities	0	0	0
7. A & H - group	0	0	0
8. A & H - credit (group and individual)	0	0	0
9. A & H - other	277	339	1,171
10. Aggregate of all other lines of business	0	0	0
11. Subtotal (Lines 1 through 10)	165,845	190,252	695,116
12. Fraternal (Fraternal Benefit Societies Only)	0	0	0
13. Subtotal (Lines 11 through 12)	165,845	190,252	695,116
14. Deposit-type contracts	0	0	0
15. Total (Lines 13 and 14)	165,845	190,252	695,116
DETAILS OF WRITE-INS			
1001.			
1002.			
1003.			
1098. Summary of remaining write-ins for Line 10 from overflow page	0	0	0
1099. Totals (Lines 1001 through 1003 plus 1098)(Line 10 above)	0	0	0

NOTES TO FINANCIAL STATEMENTS

1. SUMMARY OF SIGNIFICANT ACCOUNTING POLICIES AND GOING CONCERN

A. Accounting Practices

The statutory basis financial statements of Optum Insurance of Ohio, Inc. (the “Company”) are presented on the basis of accounting practices prescribed and permitted by the Ohio Department of Insurance (the “Department”).

The Department recognizes only statutory accounting practices, prescribed and permitted by the State of Ohio, for determining and reporting the financial condition and results of operations of a life, accident, and health insurer, for determining its solvency under Ohio Insurance Law. The state prescribes the use of the National Association of Insurance Commissioners’ (“NAIC”) Accounting Practices and Procedures manual (“NAIC SAP”) in effect for the accounting periods covered in the statutory basis financial statements.

No significant differences exist between the practices prescribed and permitted by the State of Ohio and those prescribed by the NAIC SAP which materially affect the statutory basis net income and capital and surplus, as illustrated in the table below:

	SSAP #	F/S Page #	F/S Line #	March 31, 2019	December 31, 2018
Net Income					
(1) Company state basis (Page 4, Line 35, Columns 2 & 4)	XXX	XXX	XXX	\$ 7,351,438	\$ 35,233,096
(2) State prescribed practices that are an increase/(decrease) from NAIC SAP: None				-	-
(3) State permitted practices that are an increase/(decrease) from NAIC SAP: None				-	-
(4) NAIC SAP (1 - 2 - 3 = 4)	XXX	XXX	XXX	<u>\$ 7,351,438</u>	<u>\$ 35,233,096</u>
Capital and Surplus					
(5) Company state basis (Page 3, Line 38, Columns 3 & 4)	XXX	XXX	XXX	\$ 77,287,421	\$ 68,741,250
(6) State prescribed practices that are an increase/(decrease) from NAIC SAP: None				-	-
(7) State permitted practices that are an increase/(decrease) from NAIC SAP: None				-	-
(8) NAIC SAP (5 - 6 - 7 = 8)	XXX	XXX	XXX	<u>\$ 77,287,421</u>	<u>\$ 68,741,250</u>

B. Use of Estimates in the Preparation of the Statutory Basis Financial Statements

No significant change.

C. Accounting Policy

No significant change.

D. Going Concern

The Company has the ability and will continue to operate for a period of time sufficient to carry out its commitments, obligations and business objectives.

2. ACCOUNTING CHANGES AND CORRECTION OF ERRORS

No significant change.

3. BUSINESS COMBINATIONS AND GOODWILL

A–D. No significant change.

4. DISCONTINUED OPERATIONS

A. Discontinued Operation Disposed of or Classified as Held for Sale

(1–4) No significant change.

B. Change in Plan of Sale of Discontinued Operations — Not applicable.

C. Nature of any Significant Continuing Involvement with Discontinued Operations after Disposal —
Not applicable.

D. Equity Interest Retained in the Discontinued Operation after Disposal — Not applicable.

5. INVESTMENTS AND OTHER INVESTED ASSETS

A. Mortgage Loans, including Mezzanine Real Estate Loans

No significant change.

B. Debt Restructuring

No significant change.

C. Reverse Mortgages

No significant change.

D. Loan-Backed Securities

(1–5) No significant change.

E. Dollar Repurchase Agreements and/or Securities Lending Transactions — Not applicable.

F. Repurchase Agreements Transactions Accounted for as Secured Borrowing— Not applicable.

G. Reverse Repurchase Agreements Transactions Accounted for as Secured Borrowing — Not applicable.

H. Repurchase Agreements Transactions Accounted for as a Sale — Not applicable.

I. Reverse Repurchase Agreements Transactions Accounted for as a Sale — Not applicable.

J. Real Estate — Not applicable.

K. Low-Income Housing Tax Credits — Not applicable.

L. Restricted Assets

No significant change.

M. Working Capital Finance Investments — Not applicable.

N. Offsetting and Netting of Assets and Liabilities

The Company does not have any offsetting or netting of assets and liabilities as it relates to derivatives, repurchase and reverse repurchase agreements, and securities borrowing and securities lending activities.

O. Structured Notes

The Company does not have any structured notes.

P. 5GI Securities

The Company does not have any investments with an NAIC designation of 5GI as of March 31, 2019 and December 31, 2018.

Q. Short Sales — Not applicable.

R. Prepayment Penalty and Acceleration Fees — Not applicable.

6. JOINT VENTURES, PARTNERSHIPS, AND LIMITED LIABILITY COMPANIES

A–B. No significant change.

7. INVESTMENT INCOME

A–B. No significant change.

8. DERIVATIVE INSTRUMENTS

A–H. No significant change.

9. INCOME TAXES

A–I. No significant change.

10. INFORMATION CONCERNING PARENT, SUBSIDIARIES, AND AFFILIATES

A–N. Material Related Party Transactions

Effective January 1, 2019, the Company entered into a Management Services Agreement (the “Agreement”) with United HealthCare Services, Inc. (“UHS”). This Agreement has been approved by the Department and will replace the previous agreement with OptumRx Holdings I, Inc. UHS will provide similar services to the Company under a revised fee structure that is changing from an allocation of the expenses to a percentage of premium charge based on UHS’ expenses for services or use of assets provided to the Company.

Effective January 1, 2019, the Company entered into a revised Shared Services Agreement with Optum Rx PBM of Illinois, Inc. This Agreement has been approved by the Department.

11. DEBT

A–B. The Company had no outstanding debt with third-parties or outstanding Federal Home Loan Bank agreements during 2019 and 2018.

12. RETIREMENT PLANS, DEFERRED COMPENSATION, POSTEMPLOYMENT BENEFITS AND COMPENSATED ABSENCES, AND OTHER POSTRETIREMENT BENEFIT PLANS

A–I. The Company has no defined benefit plans, defined contribution plans, multiemployer plans, consolidated/holding company plans, postemployment benefits, and compensated absences plans and is not impacted by the Medicare Modernization Act on postretirement benefits, since all personnel are employees of Optum Services, Inc., an affiliate, which is under common control with UHS and OptumRx Holdings I, Inc., which provides/provided services to the Company under the terms of the Agreement (see Note 10).

13. CAPITAL AND SURPLUS, SHAREHOLDERS’ DIVIDEND RESTRICTIONS, AND QUASI-REORGANIZATIONS

(1–13) No significant change.

14. LIABILITIES, CONTINGENCIES AND ASSESSMENTS

A–F. No significant change.

15. LEASES

A–B. No significant change.

16. INFORMATION ABOUT FINANCIAL INSTRUMENTS WITH OFF-BALANCE-SHEET RISK AND FINANCIAL INSTRUMENTS WITH CONCENTRATIONS OF CREDIT RISK

(1–4) No significant change.

17. SALE, TRANSFER, AND SERVICING OF FINANCIAL ASSETS AND EXTINGUISHMENTS OF LIABILITIES

A–C. The Company did not participate in any transfers of receivables, financial assets, or wash sales as of March 31, 2019 or December 31, 2018.

18. GAIN OR LOSS TO THE REPORTING ENTITY FROM UNINSURED PLANS AND THE UNINSURED PORTION OF PARTIALLY INSURED PLANS

A–B. No significant change.

C. Medicare or Other Similarly Structured Cost Based Reimbursement Contract:

The Medicare Part D program is offered to employer groups on a self-insured basis. The Company recorded a payable in liability for amounts held under uninsured plans in the statutory basis statements of admitted assets, liabilities, and capital and surplus of \$99,656,953 and \$83,019,646 as of March 31, 2019 and December 31, 2018, respectively, for the cost reimbursements under the Medicare Part D program for the catastrophic reinsurance, low-income subsidies, and Gap Discount that the Company has received that are due back to the self-insured employer groups.

The Company has also recorded a receivable and corresponding payable of \$57,934,324 and \$11,473,438 in amounts receivable relating to uninsured plans and liability for amounts held under insured plans in the statutory basis statements of admitted assets, liabilities, and capital and surplus as of March 31, 2019 and December 31, 2018, respectively, for pharmacy rebates that the pharmaceutical benefit manager ("PBM") has collected that are due back to the Company and ultimately due back to the self-insured employer groups.

The Company has also recorded a receivable of \$74,206,879 and \$73,027,653 from the self-insured employer groups for amounts due related to the facilitation of the Medicare Part D benefits and for the reimbursement of the drug spend due back to the PBM in amounts receivable relating to uninsured plans in the statutory basis statements of admitted assets, liabilities, and capital and surplus as of March 31, 2019 and December 31, 2018, respectively. In addition, the Company has recorded a payable of \$38,300,335 and \$27,129,355 for amounts due back to the self-insured groups for pharmaceutical rebates that have been credited to the self-insured employer groups accounts that are in excess of amounts due for the facilitation services and drug spend reimbursement and for overpayments related to terminated groups in liability for amounts held under insured plans in the statutory basis statements of admitted assets, liabilities, and capital and surplus as of March 31, 2019 and December 31, 2018, respectively.

19. DIRECT PREMIUM WRITTEN/PRODUCED BY MANAGING GENERAL AGENTS/THIRD-PARTY ADMINISTRATORS

No significant change.

20. FAIR VALUE MEASUREMENTS

The NAIC SAP defines fair value, establishes a framework for measuring fair value, and outlines the disclosure requirements related to fair value measurements. The fair value hierarchy is as follows:

Level 1 — Quoted (unadjusted) prices for identical assets in active markets.

Level 2 — Other observable inputs, either directly or indirectly, including:

- Quoted prices for similar assets in active markets;
- Quoted prices for identical or similar assets in nonactive markets (few transactions, limited information, noncurrent prices, high variability over time, etc.);
- Inputs other than quoted prices that are observable for the asset (interest rates, yield curves, volatilities, default rates, etc.);
- Inputs that are derived principally from or corroborated by other observable market data.

Level 3 — Unobservable inputs that cannot be corroborated by observable market data.

The estimated fair values of bonds and cash equivalents are based on quoted market prices, where available. The Company obtains one price for each security primarily from a third-party pricing service ("pricing service"), which generally uses quoted prices or other observable inputs for the determination of fair value. The pricing service normally derives the security prices through recently reported trades for identical or similar securities, making adjustments through the reporting date based upon available observable market information. For securities not actively traded, the pricing service may use quoted market prices of comparable instruments or discounted cash flow analyses, incorporating inputs that are currently observable in the markets for similar securities. Inputs that are often used in the valuation methodologies include, but are not limited to, non-binding broker quotes, benchmark yields, credit spreads, default rates and prepayment speeds. As the Company is responsible for the determination of fair value, it performs quarterly analyses on the prices received from the pricing service to determine whether the prices are reasonable estimates of fair value. Specifically, the Company compares the prices received from the pricing service to a secondary pricing source; prices reported by its custodian, its investment consultant and third-party investment advisors. Additionally, the Company compares changes in the reported market values and returns to relevant market indices to test the reasonableness of the reported prices. The Company's internal price verification procedures and review of fair value methodology documentation provided by independent pricing services have not historically resulted in an adjustment the prices obtained from the pricing service.

In instances in which the inputs used to measure fair value fall into different levels of the fair value hierarchy, the fair value measurement has been determined based on the lowest level input that is significant to the fair value measurement in its entirety. The Company's assessment of the significance of a particular item to the fair value measurement in its entirety requires judgment, including the consideration of inputs specific to the asset or liability.

A. Fair Value

(1) Fair Value Measurements at Reporting Date

The following tables presents information about the Company’s financial assets that are measured and reported at fair value at March 31, 2019 and December 31, 2018, in the statutory basis statements of admitted assets, liabilities, and capital and surplus according to the valuation techniques the Company used to determine their fair values:

Description for Each Class of Asset or Liability	March 31, 2019				Total
	(Level 1)	(Level 2)	(Level 3)	Net Asset Value (NAV)	
a. Assets at fair value:					
Perpetual preferred stock:					
Industrial and misc	\$ -	\$ -	\$ -	\$ -	\$ -
Parent, subsidiaries, and affiliates	-	-	-	-	-
Total perpetual preferred stocks	-	-	-	-	-
Bonds:					
U.S. governments	-	-	-	-	-
Industrial and misc	-	-	-	-	-
Hybrid securities	-	-	-	-	-
Parent, subsidiaries, and affiliates	-	-	-	-	-
Total bonds	-	-	-	-	-
Common stock:					
Industrial and misc	-	-	-	-	-
Parent, subsidiaries, and affiliates	-	-	-	-	-
Total common stock	-	-	-	-	-
Derivative assets:					
Interest rate contracts	-	-	-	-	-
Foreign exchange contracts	-	-	-	-	-
Credit contracts	-	-	-	-	-
Commodity futures contracts	-	-	-	-	-
Commodity forward contracts	-	-	-	-	-
Total derivatives	-	-	-	-	-
Money-market funds	1,240,237	-	-	-	1,240,237
Separate account assets	-	-	-	-	-
Total assets at fair value/NAV	<u>\$ 1,240,237</u>	<u>\$ -</u>	<u>\$ -</u>	<u>\$ -</u>	<u>\$ 1,240,237</u>
b. Liabilities at fair value:					
Derivative liabilities	\$ -	\$ -	\$ -	\$ -	-
Total liabilities at fair value	<u>\$ -</u>	<u>\$ -</u>	<u>\$ -</u>	<u>\$ -</u>	<u>\$ -</u>

STATEMENT AS OF MARCH 31, 2019 OF THE Optum Insurance of Ohio, Inc.

Description for Each Class of Asset or Liability	December 31, 2018				
	(Level 1)	(Level 2)	(Level 3)	Net Asset Value (NAV)	Total
a. Assets at fair value:					
Perpetual preferred stock:					
Industrial and misc	\$ -	\$ -	\$ -	\$ -	\$ -
Parent, subsidiaries, and affiliates	-	-	-	-	-
Total perpetual preferred stocks	-	-	-	-	-
Bonds:					
U.S. governments	-	-	-	-	-
Industrial and misc	-	-	-	-	-
Hybrid securities	-	-	-	-	-
Parent, subsidiaries, and affiliates	-	-	-	-	-
Total bonds	-	-	-	-	-
Common stock:					
Industrial and misc	-	-	-	-	-
Parent, subsidiaries, and affiliates	-	-	-	-	-
Total common stock	-	-	-	-	-
Derivative assets:					
Interest rate contracts	-	-	-	-	-
Foreign exchange contracts	-	-	-	-	-
Credit contracts	-	-	-	-	-
Commodity futures contracts	-	-	-	-	-
Commodity forward contracts	-	-	-	-	-
Total derivatives	-	-	-	-	-
Money-market funds	1,240,058	-	-	-	1,240,058
Separate account assets	-	-	-	-	-
Total assets at fair value/NAV	\$ 1,240,058	\$ -	\$ -	\$ -	\$ 1,240,058
b. Liabilities at fair value:					
Derivative liabilities	\$ -	\$ -	\$ -	\$ -	-
Total liabilities at fair value	\$ -	\$ -	\$ -	\$ -	-

There were no transfers between Levels 1 and 2 during the three months ended March 31, 2019 and the year ended December 31, 2018.

- (2) The Company does not have any financial assets with a fair value hierarchy of Level 3 that were measured and reported at fair value for the three months ended March 31, 2019 and the year ended December 31, 2018.
- (3) The Company has no investments reported with a fair value hierarchy of Level 2 or Level 3 as of March 31, 2019 and the year ended December 31, 2018 and therefore has no valuation technique to disclose.
- (4) The Company has no investments reported with a fair value hierarchy of Level 2 or Level 3 as of March 31, 2019 and the year ended December 31, 2018 and therefore has no valuation technique to disclose.
- (5) The Company has no derivative assets and liabilities to disclose.

B. Fair Value Combination — Not applicable.

C. Aggregate Fair Value Hierarchy

The aggregate fair value by hierarchy of all financial instruments as of March 31, 2019 and December 31, 2018, is presented in the table below:

Type of Financial Investment	March 31, 2019						
	Aggregate Fair Value	Admitted Assets	(Level 1)	(Level 2)	(Level 3)	Net Asset Value (NAV)	Not Practicable (Carrying Value)
U.S. government and agency securities	\$ 2,323,224	\$ 2,331,613	\$ 2,323,224	\$ -	\$ -	\$ -	\$ -
Cash equivalents	1,240,237	1,240,237	1,240,237	-	-	-	-
Total bonds and cash equivalents	\$ 3,563,461	\$ 3,571,850	\$ 3,563,461	\$ -	\$ -	\$ -	\$ -
Type of Financial Investment	December 31, 2018						
	Aggregate Fair Value	Admitted Assets	(Level 1)	(Level 2)	(Level 3)	Net Asset Value (NAV)	Not Practicable (Carrying Value)
U.S. government and agency securities	\$ 2,324,945	\$ 2,343,613	\$ 2,324,945	\$ -	\$ -	\$ -	\$ -
Cash equivalents	1,240,058	1,240,058	1,240,058	-	-	-	-
Total bonds and cash equivalents	\$ 3,565,003	\$ 3,583,671	\$ 3,565,003	\$ -	\$ -	\$ -	\$ -

D. Not Practicable to Estimate Fair Value — Not applicable.

E. Investments Measured Using the NAV Practical Expedient – Not applicable

21. OTHER ITEMS

A–H. No significant change.

The Company is now including money-market funds in the 2019 Note 20A (1) Fair Value Measurements at Reporting Date table. The Company has elected to present similar activity in the 2018 Note 20A (1) Fair Value Measurements at Reporting Date table for comparability. Similarly, the Company is now including cash equivalents (which includes money-market funds) in the 2019 Note 20C Aggregate Fair Value Hierarchy table. The Company has elected to present similar activity in the 2018 Note 20C Aggregate Fair Value Hierarchy table for comparability.

22. EVENTS SUBSEQUENT

Subsequent events have been evaluated through May 14, 2019, which is the date these statutory basis financial statements were available for issuance.

There are no recognized or non-recognized Type I or Type II events subsequent to March 31, 2019, that require recognition or disclosure.

23. REINSURANCE

A–G. No significant change.

24. RETROSPECTIVELY RATED CONTRACTS AND CONTRACTS SUBJECT TO REDETERMINATION

A–C. The Company does not have any retrospectively rated contracts or contracts subject to redetermination as of March 31, 2019 or December 31, 2018.

D. The Company does not have any business subject to specific minimum loss ratio requirements as of March 31, 2019 and December 31, 2018.

E. Risk-Sharing Provisions of the Affordable Care Act

(1-5) The Company did not write accident and health premiums in 2019 and 2018 subject to the risk-sharing provisions of the Affordable Care Act.

25. CHANGE IN INCURRED CLAIMS AND CLAIMS ADJUSTMENT EXPENSES

A–B. Not applicable.

26. INTERCOMPANY POOLING ARRANGEMENTS

A–G. No significant change.

27. STRUCTURED SETTLEMENTS

A–B. No significant change.

28. HEALTH CARE AND OTHER AMOUNTS RECEIVABLE

A–B. No significant change.

29. PARTICIPATING POLICIES

No significant change.

30. PREMIUM DEFICIENCY RESERVES

Due to the nature of the Company's operations, no premium deficiency reserves have been established as of March 31, 2019 and December 31, 2018. The analysis of premium deficiency reserves was completed as of March 31, 2019 and December 31, 2018. If needed, the Company would consider anticipated investment income when calculating the premium deficiency reserves.

The following table summarizes the Company’s premium deficiency reserves as of March 31, 2019 and December 31, 2018:

	March 31, 2019
1. Liability carried for premium deficiency reserves	\$ -
2. Date of the most recent evaluation of this liability	<div>3/31/2019</div>
3. Was anticipated investment income utilized in this calculation?	Yes <input checked="" type="checkbox"/> No <input type="checkbox"/>
	December 31, 2018
1. Liability carried for premium deficiency reserves	\$ -
2. Date of the most recent evaluation of this liability	<div>12/31/2018</div>
3. Was anticipated investment income utilized in this calculation?	Yes <input checked="" type="checkbox"/> No <input type="checkbox"/>
31. RESERVES FOR LIFE CONTRACTS AND ANNUITY CONTRACTS	
No significant change.	
32. ANALYSIS OF ANNUITY ACTUARIAL RESERVES AND DEPOSIT-TYPE LIABILITIES BY WITHDRAWAL CHARACTERISTICS	
A–F. No significant change.	
33. PREMIUM AND ANNUITY CONSIDERATIONS DEFERRED AND UNCOLLECTED	
No significant change.	
34. SEPARATE ACCOUNTS	
A–C. No significant change.	
35. LOSS/CLAIM ADJUSTMENT EXPENSES	
No significant change.	

GENERAL INTERROGATORIES

PART 1 - COMMON INTERROGATORIES

GENERAL

1.1

Did the reporting entity experience any material transactions requiring the filing of Disclosure of Material Transactions with the State of Domicile, as required by the Model Act?

Yes [☐] No [☒]

1.2

If yes, has the report been filed with the domiciliary state?

Yes [☐] No [☐]

2.1

Has any change been made during the year of this statement in the charter, by-laws, articles of incorporation, or deed of settlement of the reporting entity?

Yes [☐] No [☒]

2.2

If yes, date of change:

3.1

Is the reporting entity a member of an Insurance Holding Company System consisting of two or more affiliated persons, one or more of which is an insurer?

If yes, complete Schedule Y, Parts 1 and 1A.

Yes [☒] No [☐]

3.2

Have there been any substantial changes in the organizational chart since the prior quarter end?

Yes [☒] No [☐]

3.3

If the response to 3.2 is yes, provide a brief description of those changes.

February 1, 2019 Handles Merger Sub, Inc., a Delaware corporation, merged with and into HealthMarkets, Inc., a Delaware corporation, with HealthMarkets, Inc. being the surviving entity in the merger. As a result of the merger, HealthMarkets, Inc. became a wholly owned subsidiary of Golden Rule Financial Corporation, a Delaware corporation.

HealthMarkets, Inc. owns 100% of the equity interests in HealthMarkets NewCo, Inc., a Delaware corporation, which owns 100% of the membership interests in HMI NewCo, LLC, a Delaware limited liability company.

HealthMarkets, Inc. is the sole member of HealthMarkets, LLC, a Delaware limited liability company. HealthMarkets, LLC owns 100% of the membership interests/equity interests in:

- Grapevine Finance LLC, a Delaware limited liability company

- Mid-West National Life Insurance Company of Tennessee, a Texas corporation and insurance company

- United Group Reinsurance, Inc., a Turks & Caicos corporation

- UICI Funding Corp. 2, a Delaware Corporation

- United Management Services, Inc., a New York corporation

- HealthMarkets Group, Inc., a Delaware corporation, which owns 100% of the equity interests in:

- HealthMarkets Services, Inc., a Delaware corporation

- The Chesapeake Life Insurance Company, an Oklahoma corporation and insurance company

- HealthMarkets Insurance Agency, Inc., a Delaware corporation, which owns 100% of the equity interests in:

- Benefitter Insurance Solutions, Inc., a Delaware corporation

- TeamUP Insurance Services, Inc., a California corporation

- Excelsior Insurance Brokerage, Inc., a Delaware corporation

HealthMarkets, LLC owns an 80% membership interest in Benefit Administration for the Self Employed, L.L.C., an Iowa limited liability company. The remaining 20% is owned by an individual manager of the entity.

3.4

Is the reporting entity publicly traded or a member of a publicly traded group?

Yes [☒] No [☐]

3.5

If the response to 3.4 is yes, provide the CIK (Central Index Key) code issued by the SEC for the entity/group.

0000731766

4.1

Has the reporting entity been a party to a merger or consolidation during the period covered by this statement?

If yes, complete and file the merger history data file with the NAIC for the annual filing corresponding to this period.

Yes [☐] No [☒]

4.2

If yes, provide the name of the entity, NAIC Company Code, and state of domicile (use two letter state abbreviation) for any entity that has ceased to exist as a result of the merger or consolidation.

1	2	3
Name of Entity	NAIC Company Code	State of Domicile

8

STATEMENT AS OF MARCH 31, 2019 OF THE Optum Insurance of Ohio, Inc.

5. If the reporting entity is subject to a management agreement, including third-party administrator(s), managing general agent(s), attorney-in-fact, or similar agreement, have there been any significant changes regarding the terms of the agreement or principals involved? Yes [X] No [] N/A []
If yes, attach an explanation.
Effective January 1, 2019, the Company entered into a Management Services Agreement (the "Agreement") with United HealthCare Services, Inc. ("UHS"). This Agreement has been approved by the Department and will replace the previous agreement with OptumRx Holdings I, Inc. UHS will provide similar services to the Company under a revised fee structure that is changing from an allocation of the expenses to a percentage of premium charge based on UHS' expenses for services or use of assets provided to the Company.

Effective January 1, 2019, the Company entered into a revised Shared Services Agreement with Optum Rx PBM of Illinois, Inc. This Agreement has been approved by the Department.
- 6.1 State as of what date the latest financial examination of the reporting entity was made or is being made. 12/31/2016
- 6.2 State the as of date that the latest financial examination report became available from either the state of domicile or the reporting entity. This date should be the date of the examined balance sheet and not the date the report was completed or released. 12/31/2016
- 6.3 State as of what date the latest financial examination report became available to other states or the public from either the state of domicile or the reporting entity. This is the release date or completion date of the examination report and not the date of the examination (balance sheet date). 05/30/2018
- 6.4 By what department or departments?
Ohio Department of Insurance
- 6.5 Have all financial statement adjustments within the latest financial examination report been accounted for in a subsequent financial statement filed with Departments? Yes [] No [] N/A [X]
- 6.6 Have all of the recommendations within the latest financial examination report been complied with? Yes [X] No [] N/A []
- 7.1 Has this reporting entity had any Certificates of Authority, licenses or registrations (including corporate registration, if applicable) suspended or revoked by any governmental entity during the reporting period? Yes [] No [X]
- 7.2 If yes, give full information:
- 8.1 Is the company a subsidiary of a bank holding company regulated by the Federal Reserve Board? Yes [] No [X]
- 8.2 If response to 8.1 is yes, please identify the name of the bank holding company.
- 8.3 Is the company affiliated with one or more banks, thrifts or securities firms? Yes [X] No []
- 8.4 If response to 8.3 is yes, please provide below the names and location (city and state of the main office) of any affiliates regulated by a federal regulatory services agency [i.e. the Federal Reserve Board (FRB), the Office of the Comptroller of the Currency (OCC), the Federal Deposit Insurance Corporation (FDIC) and the Securities Exchange Commission (SEC)] and identify the affiliate's primary federal regulator.

1 Affiliate Name	2 Location (City, State)	3 FRB	4 OCC	5 FDIC	6 SEC
Optum Bank, Inc.	Salt Lake City, Utah	NO.....	NO.....	YES.....	NO.....

GENERAL INTERROGATORIES

- 9.1

Are the senior officers (principal executive officer, principal financial officer, principal accounting officer or controller, or persons performing similar functions) of the reporting entity subject to a code of ethics, which includes the following standards?
(a) Honest and ethical conduct, including the ethical handling of actual or apparent conflicts of interest between personal and professional relationships;
(b) Full, fair, accurate, timely and understandable disclosure in the periodic reports required to be filed by the reporting entity;
(c) Compliance with applicable governmental laws, rules and regulations;
(d) The prompt internal reporting of violations to an appropriate person or persons identified in the code; and
(e) Accountability for adherence to the code.

Yes [X] No []
- 9.11

If the response to 9.1 is No, please explain:
- 9.2

Has the code of ethics for senior managers been amended?

Yes [] No [X]
- 9.21

If the response to 9.2 is Yes, provide information related to amendment(s).
- 9.3

Have any provisions of the code of ethics been waived for any of the specified officers?

Yes [] No [X]
- 9.31

If the response to 9.3 is Yes, provide the nature of any waiver(s).

FINANCIAL

- 10.1

Does the reporting entity report any amounts due from parent, subsidiaries or affiliates on Page 2 of this statement?

Yes [] No [X]
- 10.2

If yes, indicate any amounts receivable from parent included in the Page 2 amount:

\$0

INVESTMENT

- 11.1

Were any of the stocks, bonds, or other assets of the reporting entity loaned, placed under option agreement, or otherwise made available for use by another person? (Exclude securities under securities lending agreements.)

Yes [] No [X]
- 11.2

If yes, give full and complete information relating thereto:
12.

Amount of real estate and mortgages held in other invested assets in Schedule BA:

\$0
13.

Amount of real estate and mortgages held in short-term investments:

\$0
- 14.1

Does the reporting entity have any investments in parent, subsidiaries and affiliates?

Yes [] No [X]
- 14.2

If yes, please complete the following:

	1	2
	Prior Year-End Book/Adjusted Carrying Value	Current Quarter Book/Adjusted Carrying Value
14.21 Bonds	\$0	\$0
14.22 Preferred Stock	\$0	\$0
14.23 Common Stock	\$0	\$0
14.24 Short-Term Investments	\$0	\$0
14.25 Mortgage Loans on Real Estate	\$0	\$0
14.26 All Other	\$0	\$0
14.27 Total Investment in Parent, Subsidiaries and Affiliates (Subtotal Lines 14.21 to 14.26)	\$0	\$0
14.28 Total Investment in Parent included in Lines 14.21 to 14.26 above	\$0	\$0
- 15.1

Has the reporting entity entered into any hedging transactions reported on Schedule DB?

Yes [] No [X]
- 15.2

If yes, has a comprehensive description of the hedging program been made available to the domiciliary state?
If no, attach a description with this statement.

Yes [] No []
16.

For the reporting entity's security lending program, state the amount of the following as of the current statement date:

16.1

Total fair value of reinvested collateral assets reported on Schedule DL, Parts 1 and 2.

\$0

16.2

Total book adjusted/carrying value of reinvested collateral assets reported on Schedule DL, Parts 1 and 2

\$0

16.3

Total payable for securities lending reported on the liability page.

\$0

GENERAL INTERROGATORIES

- 17.5
- Excluding items in Schedule E - Part 3 - Special Deposits, real estate, mortgage loans and investments held physically in the reporting entity's offices, vaults or safety deposit boxes, were all stocks, bonds and other securities, owned throughout the current year held pursuant to a custodial agreement with a qualified bank or trust company in accordance with Section 1, III - General Examination Considerations, F. Outsourcing of Critical Functions, Custodial or Safekeeping Agreements of the NAIC Financial Condition Examiners Handbook?
- Yes [X] No []
- 17.1
- For all agreements that comply with the requirements of the NAIC Financial Condition Examiners Handbook, complete the following:

1	2
Name of Custodian(s)	Custodian Address

- 17.2
- For all agreements that do not comply with the requirements of the NAIC Financial Condition Examiners Handbook, provide the name, location and a complete explanation:

1	2	3
Name(s)	Location(s)	Complete Explanation(s)

- 17.3
- Have there been any changes, including name changes, in the custodian(s) identified in 17.1 during the current quarter?
- Yes [] No [X]
- 17.4
- If yes, give full information relating thereto:

1	2	3	4
Old Custodian	New Custodian	Date of Change	Reason

- 17.5
- Investment management – Identify all investment advisors, investment managers, broker/dealers, including individuals that have the authority to make investment decisions on behalf of the reporting entity. For assets that are managed internally by employees of the reporting entity, note as such. ["...that have access to the investment accounts"; "...handle securities"]

1	2
Name of Firm or Individual	Affiliation
Internally Managed	I.....

- 17.5097
- For those firms/individuals listed in the table for Question 17.5, do any firms/individuals unaffiliated with the reporting entity (i.e. designated with a "U") manage more than 10% of the reporting entity's assets?.....
- Yes [] No []

- 17.5098
- For firms/individuals unaffiliated with the reporting entity (i.e. designated with a "U") listed in the table for Question 17.5, does the total assets under management aggregate to more than 50% of the reporting entity's assets?.....
- Yes [] No []

- 17.6
- For those firms or individuals listed in the table for 17.5 with an affiliation code of "A" (affiliated) or "U" (unaffiliated), provide the information for the table below.

1	2	3	4	5
Central Registration Depository Number	Name of Firm or Individual	Legal Entity Identifier (LEI)	Registered With	Investment Management Agreement (IMA) Filed

- 18.1
- Have all the filing requirements of the Purposes and Procedures Manual of the NAIC Investment Analysis Office been followed?
- Yes [X] No []
- 18.2
- If no, list exceptions:

19.
- By self-designating 5GI securities, the reporting entity is certifying the following elements for each self-designated 5GI security:
- a. Documentation necessary to permit a full credit analysis of the security does not exist or an NAIC CRP credit rating for an FE or PL security is not available.
- b. Issuer or obligor is current on all contracted interest and principal payments.
- c. The insurer has an actual expectation of ultimate payment of all contracted interest and principal.
- Has the reporting entity self-designated 5GI securities?
- Yes [] No [X]

20.
- By self-designating PLGI securities, the reporting entity is certifying the following elements of each self-designated PLGI security:
- a. The security was purchased prior to January 1, 2018.
- b. The reporting entity is holding capital commensurate with the NAIC Designation reported for the security.
- c. The NAIC Designation was derived from the credit rating assigned by an NAIC CRP in its legal capacity as a NRSRO which is shown on a current private letter rating held by the insurer and available for examination by state insurance regulators.
- d. The reporting entity is not permitted to share this credit rating of the PL security with the SVO.
- Has the reporting entity self-designated PLGI securities?
- Yes [] No [X]

GENERAL INTERROGATORIES

PART 2 - LIFE AND ACCIDENT AND HEALTH COMPANIES/FRATERNAL BENEFIT SOCIETIES

Life and Accident Health Companies/Fraternal Benefit Societies:

1.

Report the statement value of mortgage loans at the end of this reporting period for the following categories:

1

Amount

1.1

Long-Term Mortgages In Good Standing

1.11

Farm Mortgages

\$

0

1.12

Residential Mortgages

\$

0

1.13

Commercial Mortgages

\$

0

1.14

Total Mortgages in Good Standing

\$

0

1.2

Long-Term Mortgages In Good Standing with Restructured Terms

1.21

Total Mortgages in Good Standing with Restructured Terms

\$

0

1.3

Long-Term Mortgage Loans Upon which Interest is Overdue more than Three Months

1.31

Farm Mortgages

\$

0

1.32

Residential Mortgages

\$

0

1.33

Commercial Mortgages

\$

0

1.34

Total Mortgages with Interest Overdue more than Three Months

\$

0

1.4

Long-Term Mortgage Loans in Process of Foreclosure

1.41

Farm Mortgages

\$

0

1.42

Residential Mortgages

\$

0

1.43

Commercial Mortgages

\$

0

1.44

Total Mortgages in Process of Foreclosure

\$

0

1.5

Total Mortgage Loans (Lines 1.14 + 1.21 + 1.34 + 1.44) (Page 2, Column 3, Lines 3.1 + 3.2)

\$

0

1.6

Long-Term Mortgages Foreclosed, Properties Transferred to Real Estate in Current Quarter

1.61

Farm Mortgages

\$

0

1.62

Residential Mortgages

\$

0

1.63

Commercial Mortgages

\$

0

1.64

Total Mortgages Foreclosed and Transferred to Real Estate

\$

0

2.

Operating Percentages:

2.1

A&H loss percent

0.000

%

2.2

A&H cost containment percent

0.000

%

2.3

A&H expense percent excluding cost containment expenses

0.000

%

3.1

Do you act as a custodian for health savings accounts?

Yes

[]

No

[X]

3.2

If yes, please provide the amount of custodial funds held as of the reporting date

\$

0

3.3

Do you act as an administrator for health savings accounts?

Yes

[]

No

[X]

3.4

If yes, please provide the balance of the funds administered as of the reporting date

\$

0

4.

Is the reporting entity licensed or chartered, registered, qualified, eligible or writing business in at least two states?

Yes

[X]

No

[]

4.1

If no, does the reporting entity assume reinsurance business that covers risks residing in at least one state other than the state of domicile of the reporting entity?

Yes

[]

No

[]

Fraternal Benefit Societies Only:

5.1

In all cases where the reporting entity has assumed accident and health risks from another company, provisions should be made in this statement on account of such reinsurances for reserve equal to that which the original company would have been required to establish had it retained the risks. Has this been done?

Yes

[]

No

[]

N/A

[]

5.2

If no, explain:

6.1

Does the reporting entity have outstanding assessments in the form of liens against policy benefits that have increased surplus?

Yes

[]

No

[]

6.2

If yes, what is the date(s) of the original lien and the total outstanding balance of liens that remain in surplus?

Date	Outstanding Lien Amount

STATEMENT AS OF MARCH 31, 2019 OF THE Optum Insurance of Ohio, Inc.

SCHEDULE S - CEDED REINSURANCE

Showing All New Reinsurance Treaties - Current Year to Date

[illegible]

STATEMENT AS OF MARCH 31, 2019 OF THE Optum Insurance of Ohio, Inc.

SCHEDULE T - PREMIUMS AND ANNUITY CONSIDERATIONS

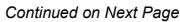
Current Year To Date - Allocated by States and Territories

States, Etc.			1	Direct Business Only						
				Life Contracts		4	5	6	7	
			Active Status (a)	2	3					Accident and Health Insurance Premiums, Including Policy, Membership and Other Fees
				Life Insurance Premiums	Annuity Considerations					
1.	Alabama	AL	L	952	0	0	0	0	952	0
2.	Alaska	AK	L	0	0	0	0	0	0	0
3.	Arizona	AZ	L	816	0	0	0	0	816	0
4.	Arkansas	AR	L	210	0	0	0	0	210	0
5.	California	CA	L	24,823	122	0	0	0	24,945	0
6.	Colorado	CO	L	1,447	0	0	0	0	1,447	0
7.	Connecticut	CT	L	1,540	0	0	0	0	1,540	0
8.	Delaware	DE	L	0	0	0	0	0	0	0
9.	District of Columbia	DC	L	0	0	0	0	0	0	0
10.	Florida	FL	L	15,380	5,210	0	0	0	20,590	0
11.	Georgia	GA	L	2,589	0	0	0	0	2,589	0
12.	Hawaii	HI	L	262	0	0	0	0	262	0
13.	Idaho	ID	L	152	0	0	0	0	152	0
14.	Illinois	IL	L	2,278	0	0	0	0	2,278	0
15.	Indiana	IN	L	2,937	0	0	0	0	2,937	0
16.	Iowa	IA	L	1,063	0	0	0	0	1,063	0
17.	Kansas	KS	L	546	0	0	0	0	546	0
18.	Kentucky	KY	L	9,074	0	91	0	0	9,165	0
19.	Louisiana	LA	L	3,295	0	0	0	0	3,295	0
20.	Maine	ME	N	0	0	0	0	0	0	0
21.	Maryland	MD	L	351	0	0	0	0	351	0
22.	Massachusetts	MA	L	87	0	0	0	0	87	0
23.	Michigan	MI	L	2,156	0	0	0	0	2,156	0
24.	Minnesota	MN	L	362	0	0	0	0	362	0
25.	Mississippi	MS	L	1,979	0	0	0	0	1,979	0
26.	Missouri	MO	L	286	0	0	0	0	286	0
27.	Montana	MT	L	0	0	0	0	0	0	0
28.	Nebraska	NE	L	135	0	0	0	0	135	0
29.	Nevada	NV	L	2,665	0	0	0	0	2,665	0
30.	New Hampshire	NH	L	131	0	0	0	0	131	0
31.	New Jersey	NJ	L	0	0	0	0	0	0	0
32.	New Mexico	NM	L	464	0	0	0	0	464	0
33.	New York	NY	N	112	0	0	0	0	112	0
34.	North Carolina	NC	L	4,262	0	0	0	0	4,262	0
35.	North Dakota	ND	L	100	0	0	0	0	100	0
36.	Ohio	OH	L	59,811	646	187	0	0	60,644	0
37.	Oklahoma	OK	L	174	0	0	0	0	174	0
38.	Oregon	OR	L	123	0	0	0	0	123	0
39.	Pennsylvania	PA	L	599	0	0	0	0	599	0
40.	Rhode Island	RI	L	0	0	0	0	0	0	0
41.	South Carolina	SC	L	1,140	0	0	0	0	1,140	0
42.	South Dakota	SD	L	155	0	0	0	0	155	0
43.	Tennessee	TN	L	3,831	0	0	0	0	3,831	0
44.	Texas	TX	L	6,821	0	0	0	0	6,821	0
45.	Utah	UT	L	0	0	0	0	0	0	0
46.	Vermont	VT	L	0	0	0	0	0	0	0
47.	Virginia	VA	L	4,766	0	0	0	0	4,766	0
48.	Washington	WA	L	273	0	0	0	0	273	0
49.	West Virginia	WV	L	668	0	0	0	0	668	0
50.	Wisconsin	WI	L	777	0	0	0	0	777	0
51.	Wyoming	WY	L	0	0	0	0	0	0	0
52.	American Samoa	AS	N	0	0	0	0	0	0	0
53.	Guam	GU	N	0	0	0	0	0	0	0
54.	Puerto Rico	PR	N	0	0	0	0	0	0	0
55.	U.S. Virgin Islands	VI	N	0	0	0	0	0	0	0
56.	Northern Mariana Islands	MP	N	0	0	0	0	0	0	0
57.	Canada	CAN	N	0	0	0	0	0	0	0
58.	Aggregate Other Aliens	OT	XXX	0	0	0	0	0	0	0
59.	Subtotal	XXX		159,590	5,978	277	0	165,845	0	0
90.	Reporting entity contributions for employee benefits plans	XXX		0	0	0	0	0	0	0
91.	Dividends or refunds applied to purchase paid-up additions and annuities	XXX		0	0	0	0	0	0	0
92.	Dividends or refunds applied to shorten endowment or premium paying period	XXX		0	0	0	0	0	0	0
93.	Premium or annuity considerations waived under disability or other contract provisions	XXX		1,726	0	0	0	1,726	0	0
94.	Aggregate or other amounts not allocable by State	XXX		0	0	0	0	0	0	0
95.	Totals (Direct Business)	XXX		161,316	5,978	277	0	167,571	0	0
96.	Plus Reinsurance Assumed	XXX		0	0	0	0	0	0	0
97.	Totals (All Business)	XXX		161,316	5,978	277	0	167,571	0	0
98.	Less Reinsurance Ceded	XXX		161,316	5,978	277	0	167,571	0	0
99.	Totals (All Business) less Reinsurance Ceded	XXX		0	0	0	0	0	0	0
DETAILS OF WRITE-INS										
58001.		XXX								
58002.		XXX								
58003.		XXX								
58998.	Summary of remaining write-ins for Line 58 from overflow page	XXX		0	0	0	0	0	0	0
58999.	Totals (Lines 58001 through 58003 plus 58998)(Line 58 above)	XXX		0	0	0	0	0	0	0
9401.		XXX								
9402.		XXX								
9403.		XXX								
9498.	Summary of remaining write-ins for Line 94 from overflow page	XXX		0	0	0	0	0	0	0
9499.	Totals (Lines 9401 through 9403 plus 9498)(Line 94 above)	XXX		0	0	0	0	0	0	0

(a) Active Status Counts:
L - Licensed or Chartered - Licensed Insurance carrier or domiciled RRG.....49
E - Eligible - Reporting entities eligible or approved to write surplus lines in the state.....0
N - None of the above - Not allowed to write business in the state.....8
R - Registered - Non-domiciled RRGs.....0
Q - Qualified - Qualified or accredited reinsurer.....0

Premiums are allocated by state based on geographic market.

PART 1 – ORGANIZATIONAL CHART



SCHEDULE Y – INFORMATION CONCERNING ACTIVITIES OF INSURER MEMBERS OF A HOLDING COMPANY GROUP

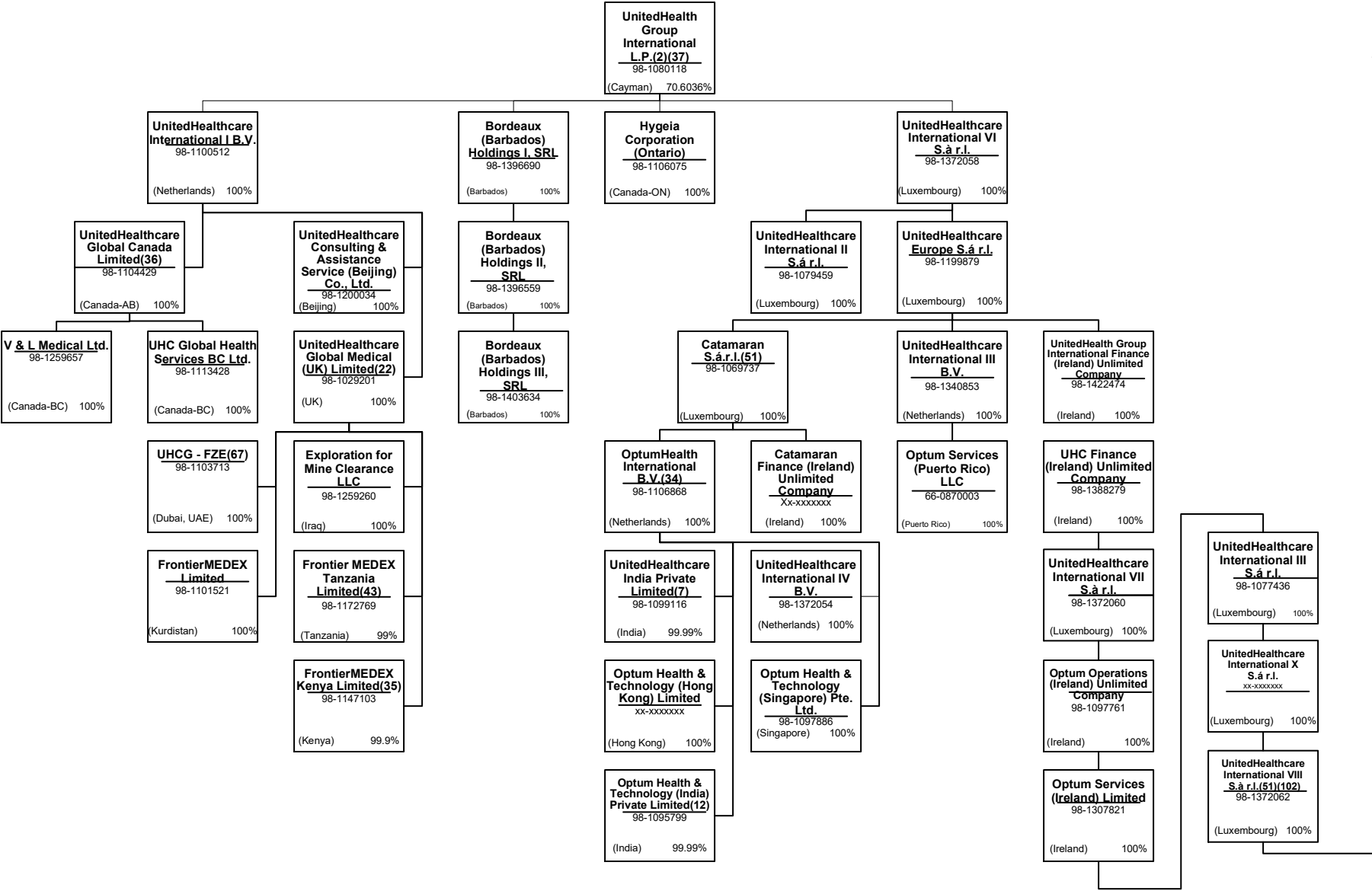
PART 1 – ORGANIZATIONAL CHART

UnitedHealth Group Incorporated

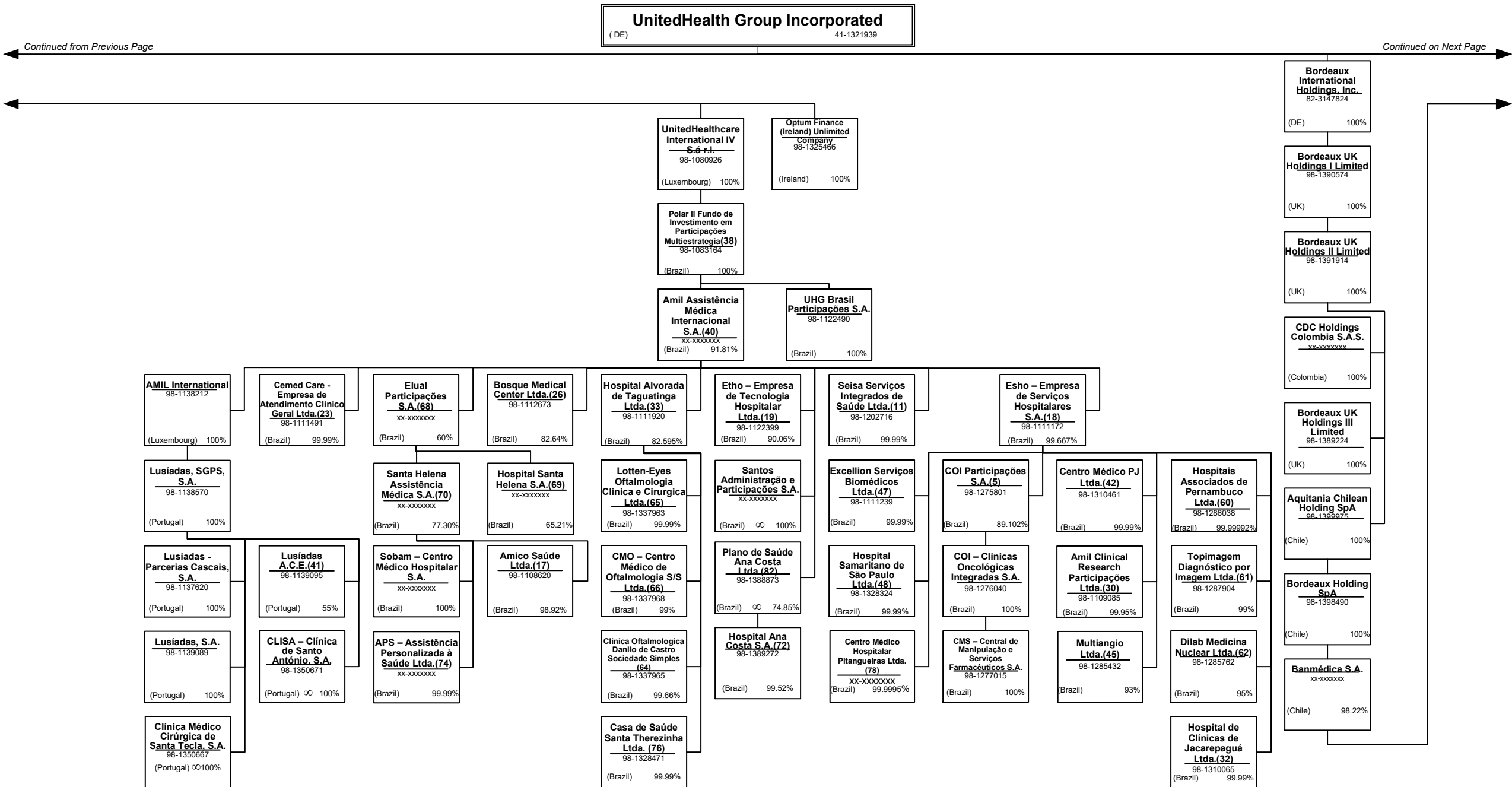
(DE)41-1321939

Continued from Previous Page

Continued on Next Page



SCHEDULE Y – INFORMATION CONCERNING ACTIVITIES OF INSURER MEMBERS OF A HOLDING COMPANY GROUP
PART 1 – ORGANIZATIONAL CHART



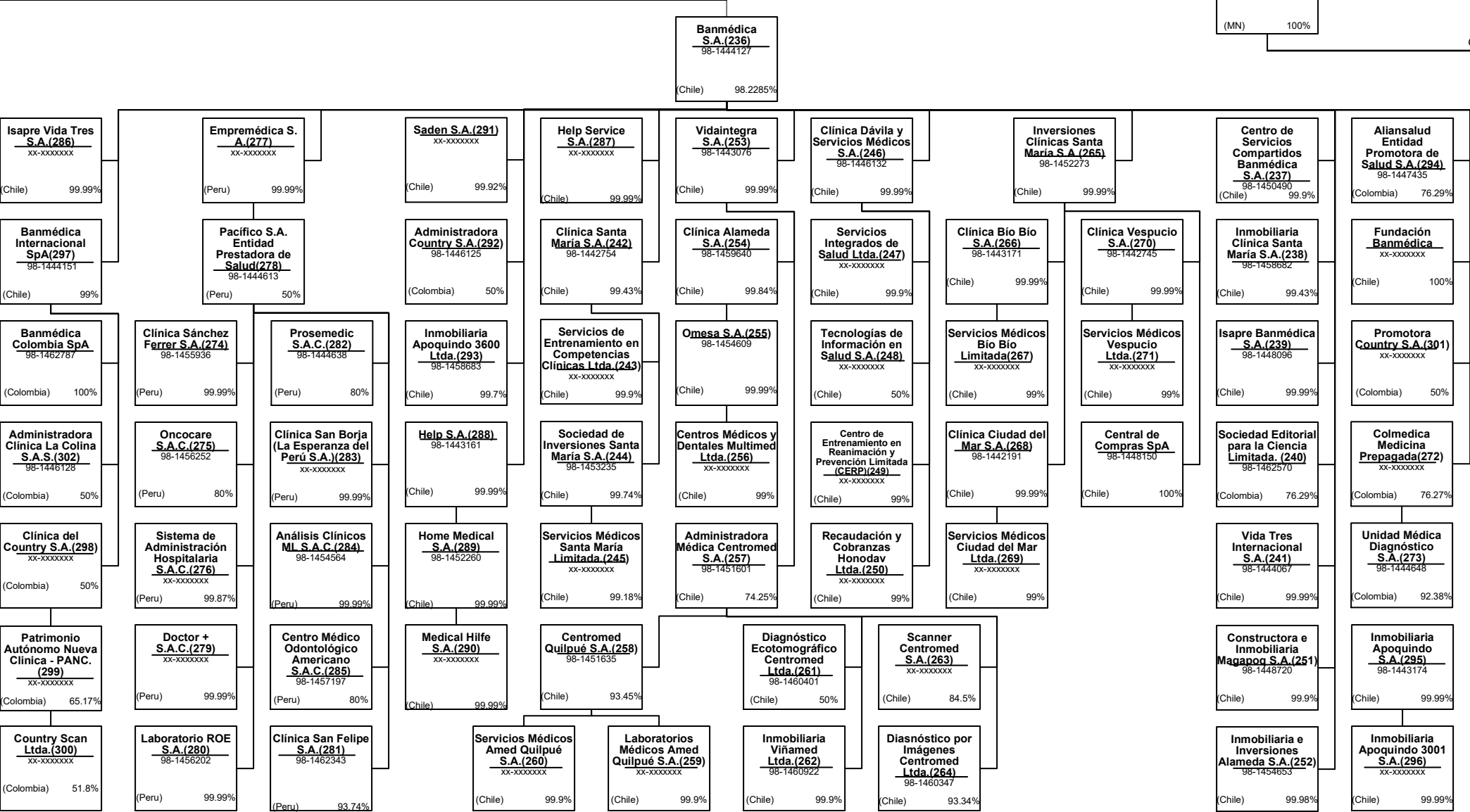
SCHEDULE Y – INFORMATION CONCERNING ACTIVITIES OF INSURER MEMBERS OF A HOLDING COMPANY GROUP
PART 1 – ORGANIZATIONAL CHART

UnitedHealth Group Incorporated
(DE) 41-1321939

Continued from Previous Page

United
HealthCare
Services, Inc.
41-1289245
(MN) 100%

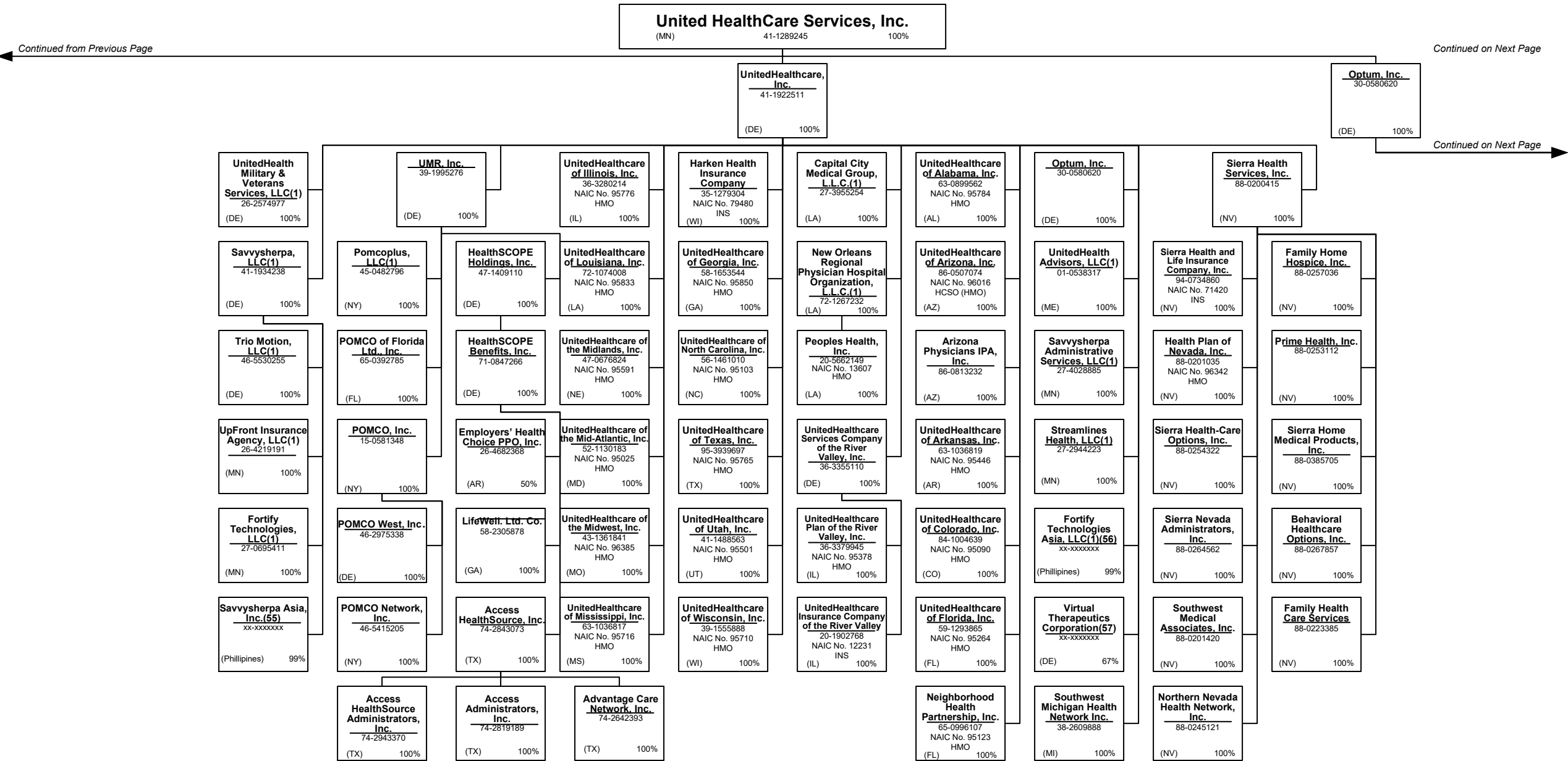
Continued on Next Page



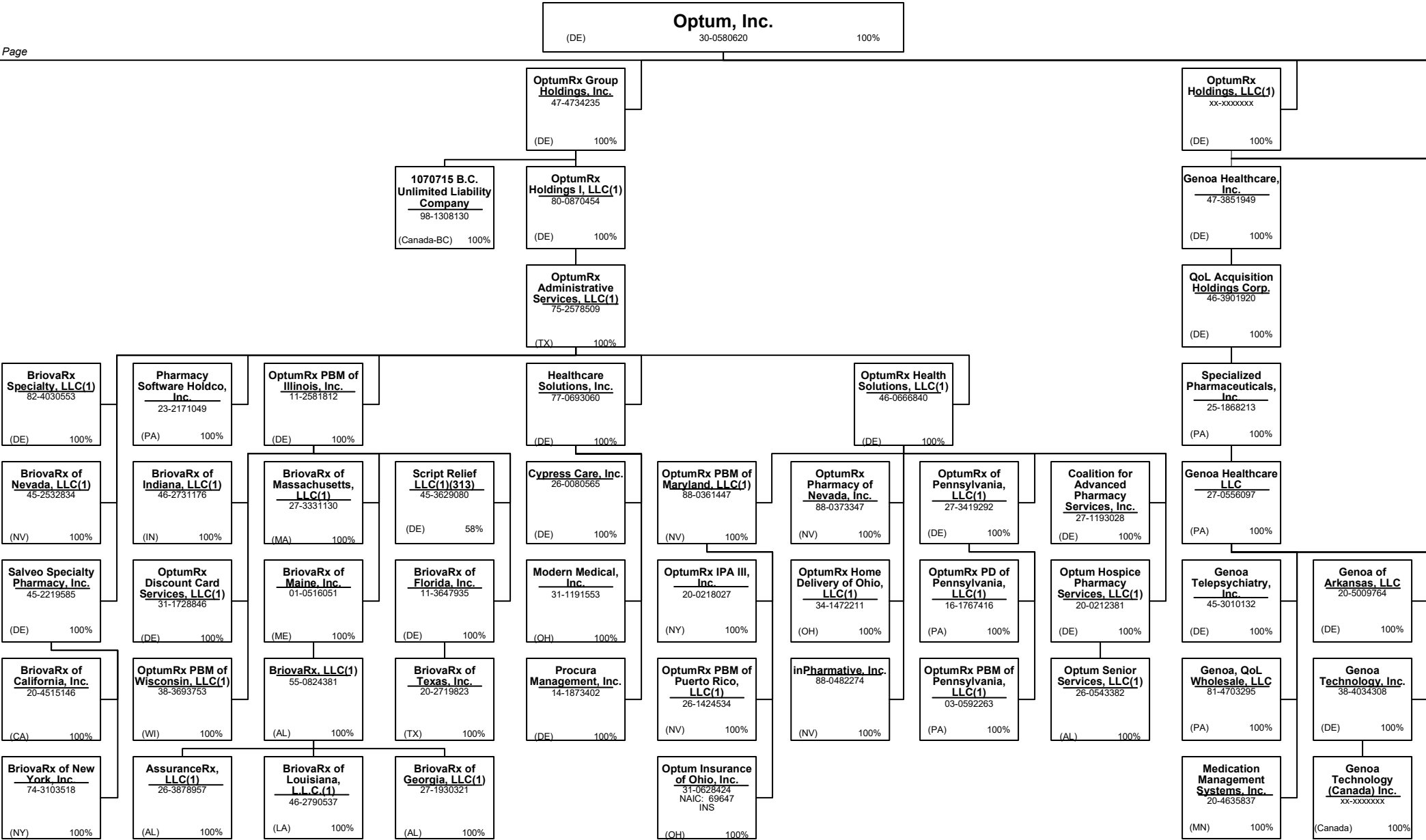
Continued from Previous Page



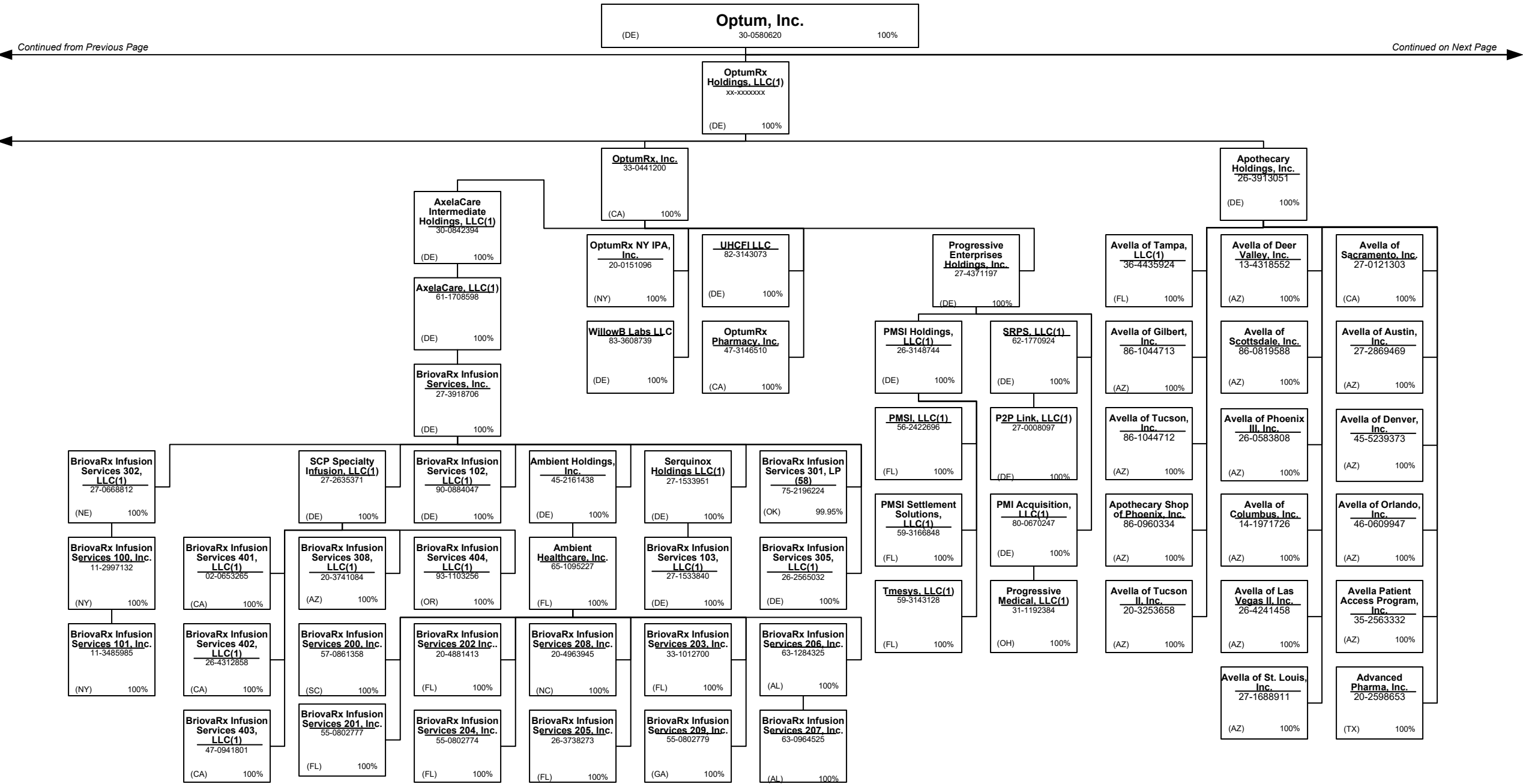
SCHEDULE Y – INFORMATION CONCERNING ACTIVITIES OF INSURER MEMBERS OF A HOLDING COMPANY GROUP
PART 1 – ORGANIZATIONAL CHART



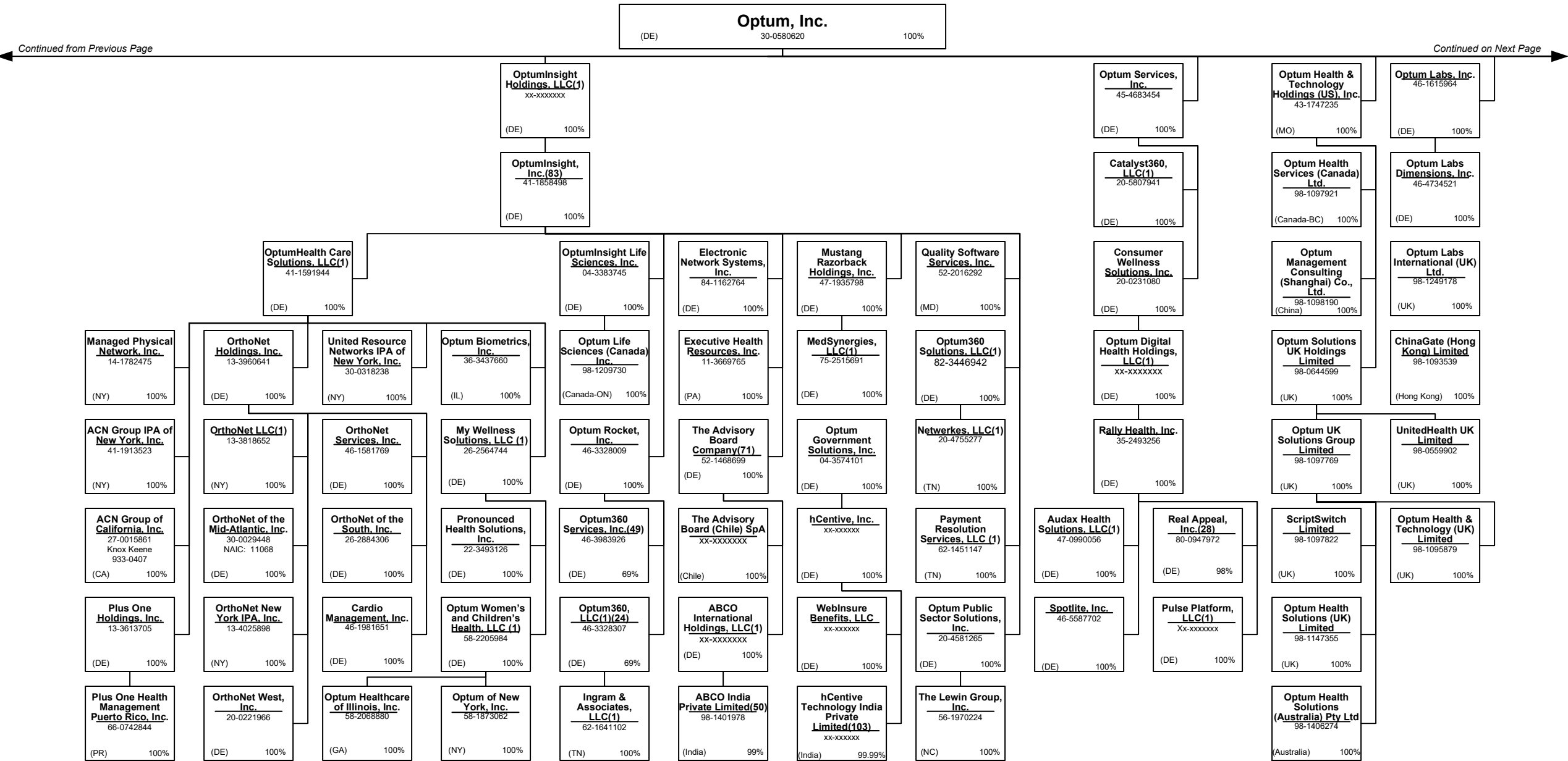
SCHEDULE Y – INFORMATION CONCERNING ACTIVITIES OF INSURER MEMBERS OF A HOLDING COMPANY GROUP
PART 1 – ORGANIZATIONAL CHART



SCHEDULE Y – INFORMATION CONCERNING ACTIVITIES OF INSURER MEMBERS OF A HOLDING COMPANY GROUP
PART 1 – ORGANIZATIONAL CHART



SCHEDULE Y – INFORMATION CONCERNING ACTIVITIES OF INSURER MEMBERS OF A HOLDING COMPANY GROUP
PART 1 – ORGANIZATIONAL CHART



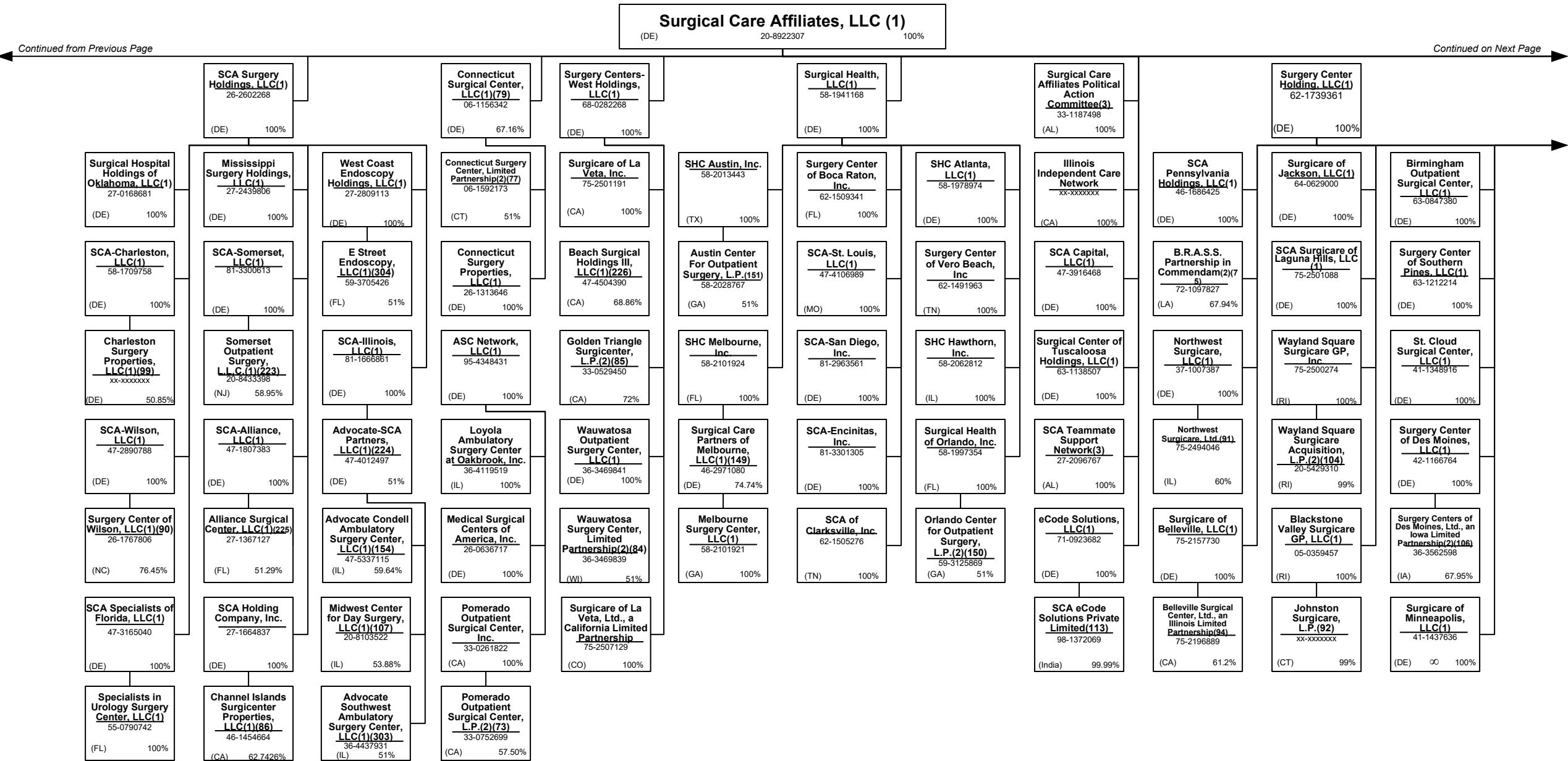
SCHEDULE Y – INFORMATION CONCERNING ACTIVITIES OF INSURER MEMBERS OF A HOLDING COMPANY GROUP
PART 1 – ORGANIZATIONAL CHART



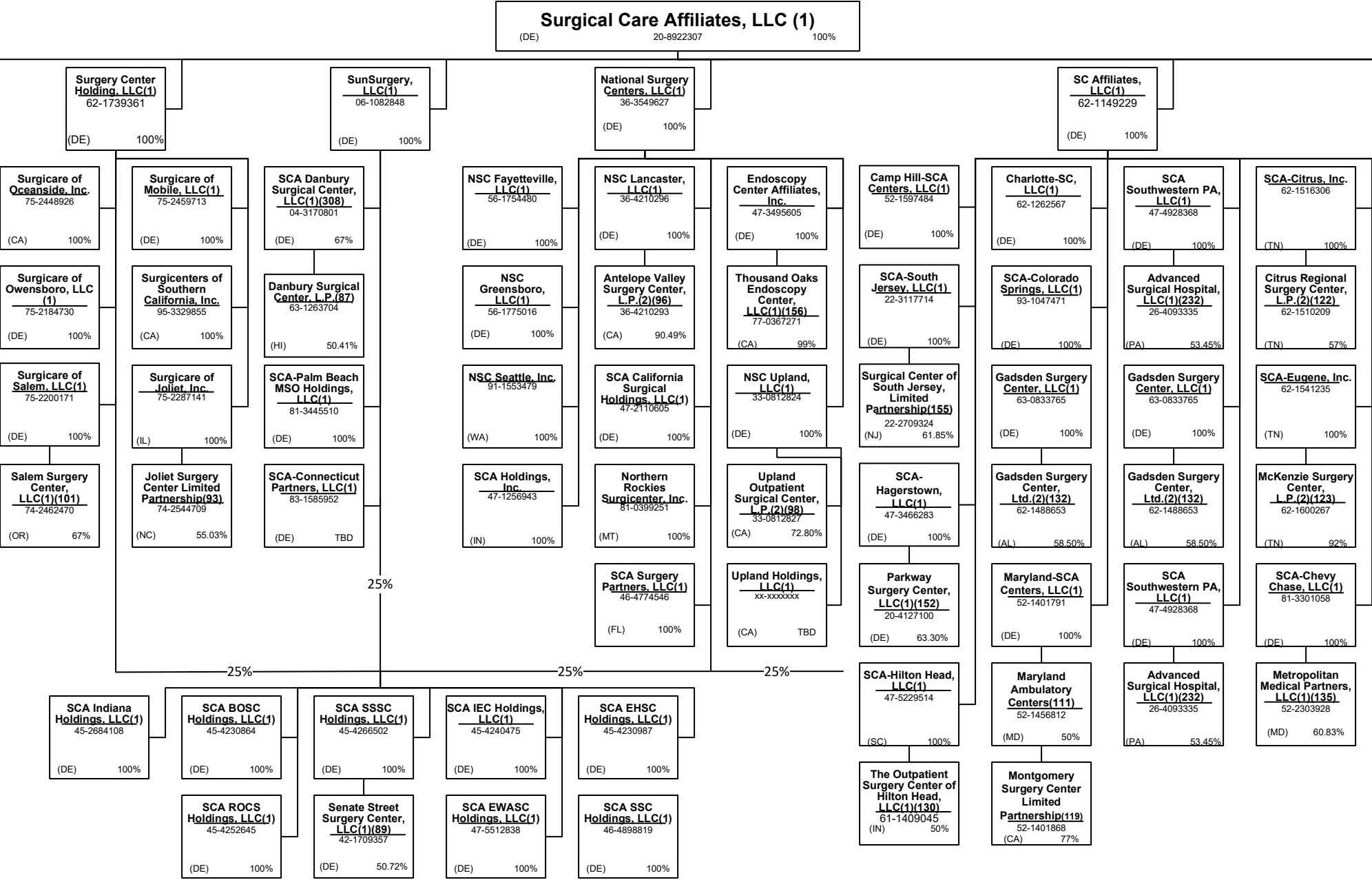
SCHEDULE Y – INFORMATION CONCERNING ACTIVITIES OF INSURER MEMBERS OF A HOLDING COMPANY GROUP
PART 1 – ORGANIZATIONAL CHART




SCHEDULE Y – INFORMATION CONCERNING ACTIVITIES OF INSURER MEMBERS OF A HOLDING COMPANY GROUP
PART 1 – ORGANIZATIONAL CHART




SCHEDULE Y – INFORMATION CONCERNING ACTIVITIES OF INSURER MEMBERS OF A HOLDING COMPANY GROUP
PART 1 – ORGANIZATIONAL CHART



SCHEDULE Y – INFORMATION CONCERNING ACTIVITIES OF INSURER MEMBERS OF A HOLDING COMPANY GROUP
PART 1 – ORGANIZATIONAL CHART

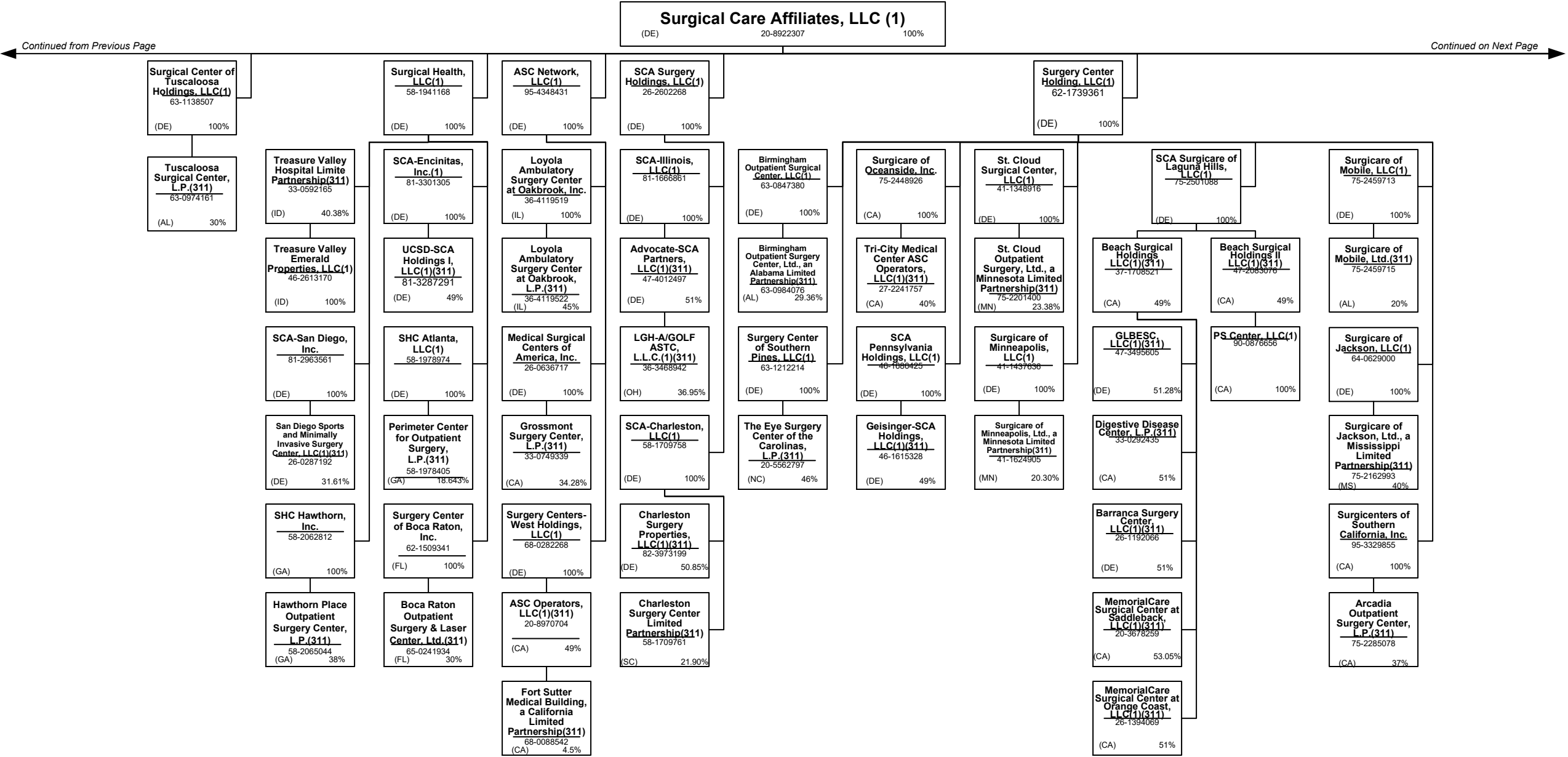


SCHEDULE Y – INFORMATION CONCERNING ACTIVITIES OF INSURER MEMBERS OF A HOLDING COMPANY GROUP
PART 1 – ORGANIZATIONAL CHART



SCHEDULE Y – INFORMATION CONCERNING ACTIVITIES OF INSURER MEMBERS OF A HOLDING COMPANY GROUP
PART 1 – ORGANIZATIONAL CHART

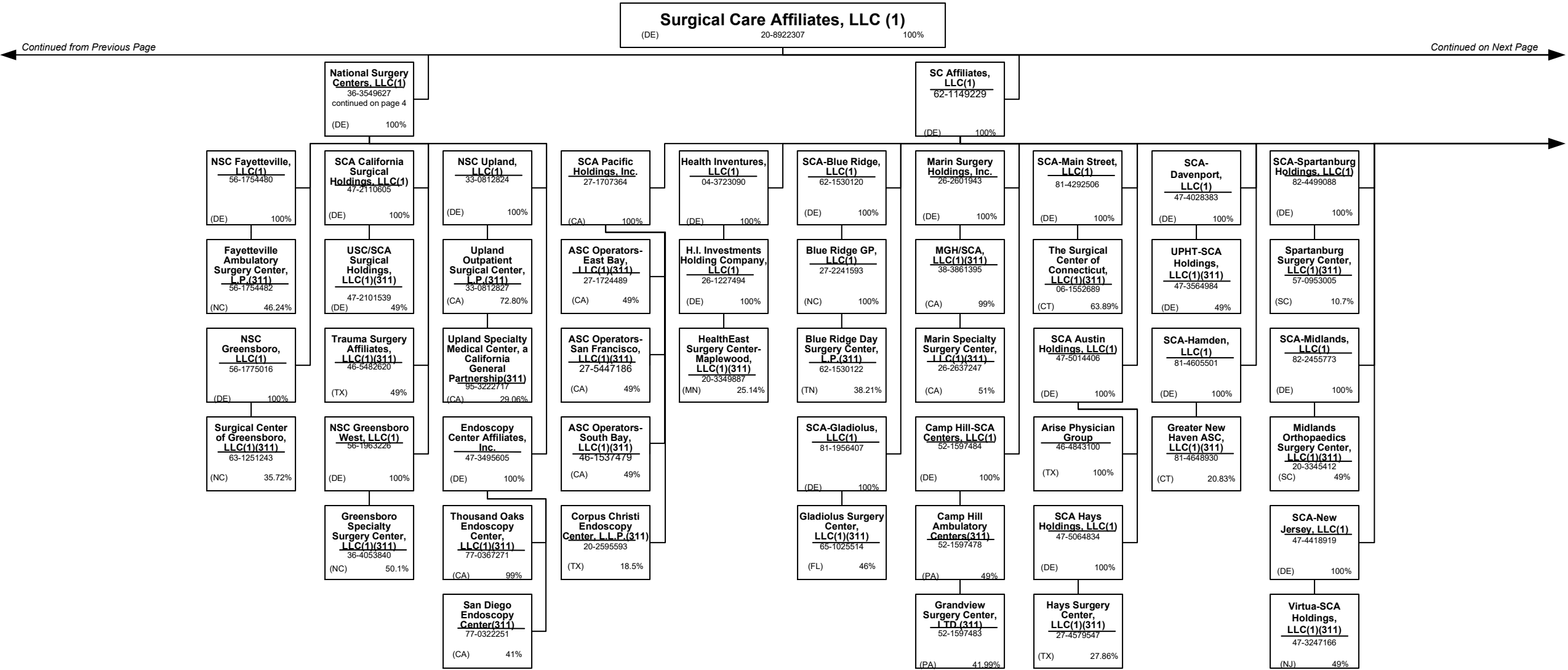
NOTE: All Companies below are minority owned entities of Surgical Care Affiliates, LLC.




SCHEDULE Y – INFORMATION CONCERNING ACTIVITIES OF INSURER MEMBERS OF A HOLDING COMPANY GROUP

PART 1 – ORGANIZATIONAL CHART

NOTE: All Companies below are minority owned entities of Surgical Care Affiliates, LLC.



Continued from Previous Page



SCHEDULE Y – INFORMATION CONCERNING ACTIVITIES OF INSURER MEMBERS OF A HOLDING COMPANY GROUP

PART 1 – ORGANIZATIONAL CHART

Physician Owned Entities

Domiciliary			Domiciliary			Domiciliary		
Name	Location	ID Number	Name	Location	ID Number	Name	Location	ID Number
AppleCare Hospitalists Medical Group, Inc.	CA	14-1890491	MedExpress Primary Care Wisconsin, S.C.	WI	81-4563448	Monarch Health Plan, Inc.	CA	22-3935634
AppleCare Medical ACO, LLC	CA	45-2852872	MedExpress Urgent Care – New Jersey, P.C.	NJ	45-5388778	Monarch HealthCare, A Medical Group, Inc.	CA	33-0587660
AppleCare Medical Group St. Francis, Inc.	CA	33-0845269	MedExpress Urgent Care - Northern New Jersey PC	NJ	83-2089623	Monarch Hospice, LLC	CA	30-0606451
AppleCare Medical Group, Inc.	CA	33-0898174	MedExpress Urgent Care Arizona, P.C.	AZ	81-4030280	NAMM Medical Group Holdings, Inc.	CA	56-2627070
Aspectus, Inc.	MA	04-3403101	MedExpress Urgent Care Arkansas, P.A.	AR	46-4348120	NAMM MGH, Inc.	CA	61-1627269
Bexar Imaging Center, LLC	TX	22-3858211	MedExpress Urgent Care California, P.C.	CA	82-0930142	Optum Clinic, P.A.	TX	75-2778455
California Spring Holdings, PC	CA	81-0881243	MedExpress Urgent Care Connecticut, P.C.	CT	81-1956812	Optum Medical Services of California, P.C.	CA	30-0826311
Centers for Family Medicine, GP	CA	33-0483510	MedExpress Urgent Care Idaho, P.C.	ID	82-1135336	Optum Medical Services, P.C.	NC	45-3866363
Centers for Family Medicine, GP	CA	33-0483510	MedExpress Urgent Care Illinois, P.C.	IL	47-4308614	Physician Partners Medical Group, Inc.	CA	30-0516435
David Moen, M.D. P.C.	NY		MedExpress Urgent Care Iowa, P.C.	IA	81-5353472	Primary Care Associated Medical Group, Inc.	CA	33-0527335
David R. Ferrell, M.D., P.C.	NV	45-2380022	MedExpress Urgent Care Kansas, P.A.	KS	47-1919283	Prime Community Care, Inc.	CA	30-0516440
Day-Op Center of Long Island Inc.	NY		MedExpress Urgent Care Minnesota P.C.	MN	81-1125396	ProHEALTH Accountable Care Medical Group, PLLC	NY	45-4469117
Durable Medical Equipment, Inc.	MA	04-3106404	MedExpress Urgent Care Missouri P.C.	MO	47-3132625	ProHEALTH Ambulatory Surgery Center, Inc.	NY	11-3447394
Empire Physicians' Medical Group, Inc.	CA	33-0181426	MedExpress Urgent Care North Carolina, P.C.	NC	81-5138747	ProHEALTH Care Associates LLP	NY	11-3355604
Greater Phoenix Collaborative Care, P.C.	AZ	27-2337725	MedExpress Urgent Care Oregon, P.C.	OR	82-1919436	ProHealth Physicians, P.C.	CT	06-1469068
Greater Phoenix Collaborative Care, P.C.	AZ	27-2337725	MedExpress Urgent Care Rhode Island, P.C.	RI	81-5362765	ProHEALTH Urgent Care Medicine of New Jersey LLP	NJ	47-5661535
Homecare Dimensions of Florida, Inc.	TX		MedExpress Urgent Care South Carolina, P.C.	SC	81-5380706	ProHEALTH Urgent Care Medicine, PLLC	NY	46-1883579
Homecare Dimensions, Inc.	TX		MedExpress Urgent Care Texas, P.A.	TX	47-5147441	Redlands Family Practice Medical Group, Inc.	CA	56-2627067
IN Style OPTICAL, LLC	MA	27-3296953	MedExpress Urgent Care Washington, P.C.	WA	82-2443118	Reliant Medical Group, Inc.	MA	22-2912515
Inland Faculty Medical Group, Inc.	CA	33-0618077	MedExpress Urgent Care Wisconsin, S.C.	WI	81-4281678	Riverside Pediatric Group, P.C.	NJ	22-3624559
Inspiris Medical Services of New Jersey, P.C.	NJ	45-2563134	MedExpress Urgent Care, Inc. – West Virginia	WV	26-4546400	Robert B. McBeath, M.D. II, P.C.	NV	86-0857176
INSPIRIS of Michigan Medical Services, P.C.	MI	27-1561674	MedExpress Urgent Care, P.C. – Georgia	GA	47-1804667	Robert B. McBeath, M.D. III, P.C.	NV	
INSPIRIS of New York Medical Services, P.C.	NY	13-4168739	MedExpress Urgent Care, P.C. – Indiana	IN	90-0929572	Robert B. McBeath, M.D., Professional Corporation	NV	88-0310956
INSPIRIS of Pennsylvania Medical Services, P.C.	PA		MedExpress Urgent Care, P.C. – Maryland	MD	45-3461101	Surgical Eye Experts, LLC	MA	
March Vision Care Group, Incorporated	CA	95-4874334	MedExpress Urgent Care, P.C. – Massachusetts	MA	47-1857908	Surzicare of La Veta, Ltd.	CA	75-2507129
March Vision Care IPA, Inc.	NY	27-3115058	MedExpress Urgent Care, P.C. – Michigan	MI	46-4793937	TeamMD Physicians, P.C.	IA	30-0445773
Mat-Rx Development, L.L.C.	TX	43-1967820	MedExpress Urgent Care, P.C. – Oklahoma	OK	47-1824365	Urgent Care New York, P.C.	NY	82-2400620
ME Urgent Care Nebraska, Inc.	NE	81-0936574	MedExpress Urgent Care, P.C. – Pennsylvania	PA	26-3750502	USMD of Arlington GP, L.L.C.	TX	73-1662757
MedExpress Employed Services, Inc.	DE	81-1265129	MedExpress Urgent Care, P.C. – Tennessee	TN	45-4973138	Waypoint Minnesota PC	MN	46-2854394
MedExpress Primary Care Arizona P.C.	AZ	81-4550969	MedExpress Urgent Care, P.C. – Virginia	VA	45-3123110	WellMed Medical Group, P.A.	TX	74-2574229
MedExpress Primary Care Kansas, P.A.	KS	81-4605885	MedExpress Urgent Care, P.S.C. - Kentucky	KY	83-1565124	WellMed Network of Florida, Inc.	TX	35-2314192
MedExpress Primary Care Maryland, P.C.	MD	82-3384324	MedExpress, Inc. – Delaware	DE	45-5436856	WellMed Networks, Inc.	TX	74-2889447
MedExpress Primary Care Massachusetts, P.C.	MA	82-1096099	Medical Clinic of North Texas, PLLC	TX	75-2566987	WellMed of Las Cruces, Inc.	TX	92-0183013
MedExpress Primary Care Minnesota P.C.	MN	81-4396738	Medical Support Los Angeles, A Medical Corporation	CA	95-4708497	WND Medical, PLLC	TX	45-2158334
MedExpress Primary Care Oklahoma, P.C.	OK	83-1077265	Memorial Healthcare IPA, GP	CA	95-4688463	XLHome Michigan, P.C.	MI	46-3537245
MedExpress Primary Care South Carolina, P.C.	SC	83-0764858	Memorial Healthcare IPA, GP	CA	95-4688463	XLHome Northeast, P.C.	NJ	45-5530241
MedExpress Primary Care Virginia, P.C.	VA	82-3395792	MHCH, Inc.	CA	80-0507474	XLHome Oklahoma, Inc.	OK	46-2931689
MedExpress Primary Care West Virginia, Inc.	WV	82-4401181	Mobile Medical Services, P.C.	NY	30-0445773	XLHome, P.C.	MD	27-3543997

Note: Represents physician-owned entities where the ultimate owner is deemed to have influence over the entity.

SCHEDULE Y – INFORMATION CONCERNING ACTIVITIES OF INSURER MEMBERS OF A HOLDING COMPANY GROUP
PART 1 – ORGANIZATIONAL CHART

Notes

All legal entities on the Organization Chart are Corporations unless otherwise indicated.

- (1) Entity is a Limited Liability Company
- (2) Entity is a Partnership
- (3) Entity is a Non-Profit Corporation
- (4) Control of the Foundation is based on sole membership, not the ownership of voting securities
- (5) COI Participações S.A. is 89.10289% owned by Esho – Empresa de Serviços Hospitalares S.A. and 10.8971% owned by COIPAR Participações S.A.
- (6) Health Net Services (Cayman) PIC is a Cayman exempted company
- (7) UnitedHealthcare India Private Limited is 99.999335% owned by OptumHealthInternational B.V. and 0.000665% owned by UnitedHealth International, Inc. OptumHealth International BV holds 100% of the issued preference shares.
- (8) General partnership interests are held by United HealthCare Services, Inc. (89.77%) and by UnitedHealthcare, Inc. (10.23%). United HealthCare Services, Inc. also holds 100% of the limited partnership interests. When combining general and limited partner interests, United HealthCare Services, Inc. owns 94.18% and UnitedHealthcare, Inc. owns 5.83%.
- (9) Newton Holdings, LLC, is 80.1% owned by Collaborative Care Holdings, LLC and the remaining 19.9% is owned by outside shareholders.
- (10) WellMed Medical Management, Inc. is 85% owned by Collaborative Care Holdings, LLC and 15% owned by WMG Healthcare Partners, L.P.
- (11) Seisa Serviços Integrados de Saúde Ltda is 99.99% owned by Amil Assistência Médica Internacional S.A. and 0.00001% owned by Cemed Care – Empresa de Atendimento Clínico Geral Ltda.
- (12) Optum Health & Technology (India) Private Limited is 99.9995% owned by OptumHealth International B.V. and 0.0005 % owned by United Behavioral Health.
- (13) INSPIRIS of Texas Physician Group is a Texas non-profit (taxable) whose sole member is Inspiris Services Company.
- (14) PrimeCare of Citrus Valley, Inc. is 80% owned by PrimeCare Medical Network, Inc. and 20% owned by Citrus Valley Medical Associates, Inc.
- (15) Optum Clinics Holdings, Inc. is 97.2% owned by Collaborative Care Holdings, LLC and 2.8% is owned by external shareholders.
- (16) Optum Global Solutions (India) Private Limited is 99.999466 % owned by Optum Global Solutions International BV and 0.000534% UnitedHealth International, Inc. as nominee of Optum Global Solutions International BV per India requirement to have two shareholders.
- (17) Amico Saúde Ltda. is 98.927933% owned by Santa Helena Assistência Médica S.A. and 1.072067% owned by Cemed Care – Empresa de Atendimento Clínico Geral Ltda.
- (18) Esho – Empresa de Serviços Hospitalares S.A. is 99.667% owned by Amil Assistência Médica Internacional S.A.and the remaining 0.31798923769% is owned by external shareholders and 0.01462081847% is owned by Treasury Shares.
- (19) Etho – Empresa de Tecnologia Hospitalar Ltda. 82.642% owned by Amil Assistência Médica Internacional S.A. and 17.358% owned by an external shareholder.
- (20) Orthology, Inc. is 98% owned by UnitedHealth Group Ventures, LLC and 2% owned by external shareholders.
- (21) Medalliance Net Ltda. is owned 99.999985% by Optum Health & Technology Serviços do Brasil Ltda. and 0.000015% by UHG Brasil Participações S.A.
- (22) Branch offices in Iraq and Uganda.
- (23) Cemed Care Empresa de Atendimento Clínico Geral Ltda. Is 99.9999996% owned by Amil Assistência Médica Internacional S.A. and 0.000004% owned by Esho – Empresa de Serviços Hospitalares S.A.
- (24) Optum 360, LLC is 69% owned by Optum Rocket, Inc; the remaining 31% is owned by external holders.

- (25) Optum Health & Technology Serviços do Brasil Ltda. is 99.9964% owned by Optum Global Solutions International B.V. and .0036% owned by OptumInsight, Inc.
- (26) Bosque Medical Center Ltda. is 82.64% owned by Amil Assistência Médica Internacional S.A.and 17.3521% owned by Esho – Empresa de Servicos Hospitalares S.A.
- (27) H&W Indemnity (SPC), Ltd. is an exempted segregated portfolio company organized under the laws of the Cayman Islands and holds a Cayman insurance license.
- (28) Real Appeal, Inc. is 98% owned by Rally Health, and the remaining 2% is owned by external shareholders.
- (29) Optum Global Solutions (Philippines), Inc. is 99.992% owned by Optum Global Solutions International B.V., and the remaining 0.008% is held by individual shareholders who are directors of the company.
- (30) Amil Clinical Research Participações Ltda. is 99.95% owned by Esho – Empresa de Serviços Hospitalares S.A. and 0.05% owned by Cemed Care – Empresa de Atendimento Clínico Geral Ltda.
- (31) Imed Star Serviços de Desempenho Organizacional Ltda. is 99.99998% owned by Optum Health & Technology Serviços do Brasil Ltda and 0.00002% owned by UHG Brasil Participações S.A.
- (32) Hospital de Clínicas de Jacarepaguá Ltda. is 99.999999% owned by Esho – Empresa de Serviços Hospitalares S.A. and 0.000001% is owned by Cemed Care – Empresa de Atendimento Clínico Geral Ltda.
- (33) Hospital Alvorada Taguatinga Ltda. is 82.595% owned by Amil Assistência Médica Internacional S.A. 9.90% by Bosque Medical Center Ltda., and 5.06% is owned by Hospital Samaritano de São Paulo Ltda.
- (34) Registered as foreign shareholder in Brazil.
- (35) FrontierMEDEX Kenya Limited is 99.9% owned by UnitedHealthcare Global Medical (UK) Limited and 0.1% owned by UnitedHealthcare International I B.V.
- (36) UnitedHealthcare Global Canada Limited is registered in Nova Scotia and Newfoundland& Labrador.
- (37) The limited partners of UnitedHealth Group International, L.P. include FMG Holdings, LLC (29.39634%), and UnitedHealth Group Incorporated (70.60366%).
- (38) Polar II Fundo de Investimento em Participações is a Brazilian private equity investment fund incorporated in the form of a closed-end condominium.
- (39) Optum Global Solutions International B.V. is 97.48% owned by Optum Technology, Inc. and 2.52% is owned by OptumHealth International B.V.
- (40) Amil Assistência Médica Internacional S.A. is 91.81% owned by Polar II Fundo de Investimento em Participações and the remaining 8.19% is owned by the former controlling shareholders of Amil Assistência Médica Internacional S.A.
- (41) Lusiadas A.C.E. is 55% owned by Lusiadas, SGPS, S.A., 10% owned by Lusiadas – Parcerias Cascais, S.A., 20% owned by Lusiadas, S.A., 5% owned by Clínica Médico Cirúrgica de Santa Tecla, S.A. and 10% owned by CLISA – Clínica de Santo António, S.A.
- (42) Centro Médico PJ Ltda. is 99.99998% owned by Esho – Empresa de Serviços Hospitalares S.A. and 0.00002% is owned by Cemed Care – Empresa de Atendimento Clínico Geral Ltda.
- (43) Frontier Medex Tanzania Limited is 99% owned by UnitedHealthcare Global Medical (UK) Limited. The remaining 1% is owned by a former officer of Frontier MEDEX Limited and is being transferred to UnitedHealthcare International I BV.
- (44) Optum Solutions do Brasil – Tecnologia e Serviços de Suporte Ltda., is 99.999998% owned by Optum Global Solutions International B.V.and 0.00002% owned by OptumInsight, Inc.
- (45) Multiangio Ltda. is 93% owned by Esho – Empresa de Serviços Hospitalares S.A. and the remaining 7% is owned by external shareholders.

- (46) Polo Holdco, LLC is 80.1% owned by Collaborative Care Holdings, LLC and the remaining 19.9% being owned by an outside third party.
- (47) Excellion Serviços Biomédicos Ltda is 99.999997% owned by Esho – Empresa de Serviços Hospitalares S.A. and 0.000003% is owned by Cemed Care - Empresa de Atendimento Clínico Geral Ltda.
- (48) Hospital Samaritano de São Paulo Ltda. is 99.9999998% owned by Esho – Empresa de Serviços Hospitalares S.A.and the remaining 0.0000002% is owned by Hospital Alvorada Taguatinga Ltda.
- (49) Optum360 Services, Inc.is 69% owned by Optum Rocket, Inc. and the remaining 31% is owned by external investors.
- (50) ABCO India Private Limited is 99% owned by ABCO International Holdings, LLC and 1% owned by The Advisory Board Company.
- (51) Branch office located in the United States.
- (52) UnitedHealthcare Insurance Company has a representative office in Beijing, China.
- (53) ProHEALTH Medical Management, LLC is 80% owned by Collaborative Care Holdings, LLC and 20% owned by an external shareholder.
- (54) ProHEALTH Fitness of Lake Success, LLC is 82.62% owned by ProHEALTH Medical Management, LLC and 17.38% by an external shareholder.
- (55) Savvysherpa Asia, Inc. is 99% owned by Savvysherpa, LLC and the remaining 1% is owned by a number of individual shareholders.
- (56) Fortify Technologies Asia, LLC is 99% owned by Savvysherpa, LLC and the remaining 1% is owned by a number of individual shareholders.
- (57) Virtual Therapeutics Corporation is 67% owned by Savvysherpa, LLC and the remaining 33.4% is owned by an outside third party.
- (58) BriovaRx Infusion Services 301, LP is 99.95% owned by AxelaCare Holdings, Inc. with the remaining 0.05% interest as a limited partner being held by BriovaRx Infusion Services 305, LLC.
- (59) XLHealth Corporation holds 99.998%, UnitedHealth International, Inc. holds .002%.
- (60) Hospitais Associados de Pernambuco Ltda. is 99.99992% owned by Esho – Empresa de Serviços Hospitalares S.A. and the remaining 0.00008% is owned by Hospital Alvorada Taguatinga Ltda
- (61) TopImagem Diagnóstico por Imagem Ltda.is 99% owned by Esho – Empresa de Serviços Hospitalares S.A., and the remaining 1% interest is owned by external shareholders.
- (62) Dilab – Medicina Nuclear Ltda is 95% owned by Esho – Empresa de Serviços Hospitalares S.A. and the remaining 5% is owned by external shareholders.
- (63) WellMed Networks – DFW, Inc. is 50% owned by WellMed Networks, Inc. and 50% owned by USMD Inc. WellMed Medical Management, Inc. controls 100% of WellMed Networks - DFW.
- (64) Clínica Oftalmologica Danilo de Castro Sociedade Simples is 99.66% owned by Hospital Alvorada de Taguatinga Ltda. and the remaining 0.333333% is owned by Lotten-Eyes Oftalmologia Clínica e Cirurgica Ltda.
- (65) Lotten-Eyes Oftalmologia Clínica e Cirurgica Ltda. is 99.99% owned by Hospital Alvorada de Taguatinga Ltda.and the remaining 0.000012% is owned by Esho – Empresa de Serviços Hospitalares S.A.
- (66) CMO – Centro Médico de Oftalmologia S/S Ltda. is 99% owned by Hospital Alvorada de Taguatinga Ltda. and the remaining 1% is owned by Lotten-Eyes Oftalmologia Clinica e Cirurgica Ltda.
- (67) UHCG-FZE is registered in the Dubai Silicon Oasis free zone.
- (68) Elual Participações S.A. is 60% owned by Amil Assistência Médica Internacional S.A. and 40% by Esho – Empresa de Serviços Hospitalares S.A.
- (69) Hospital Santa Helena S.A. is 65.21% owned by Elual Participações S.A. and 33.60% owned by Esho – Empresa de Serviços Hospitalares S.A. and 1.19% is owned by external shareholder

SCHEDULE Y – INFORMATION CONCERNING ACTIVITIES OF INSURER MEMBERS OF A HOLDING COMPANY GROUP
PART 1 – ORGANIZATIONAL CHART

Notes

All legal entities on the Organization Chart are Corporations unless otherwise indicated.

- (70) Santa Helena Assistência Médica S.A. is 77.30% owned by Elual Participações S.A. and The remaining 22.29222% is owned by Amil Assistência Médica Internacional S.A. and 0.40649% is owned by external shareholder.
- (71) Registered branches in Australia and the UK.(72) Hospital Ana Costa S.A. is 99.52% owned by Plano de Saúde Ana Costa Ltda., 0.375900% is owned by Hospital Alvorada de Taguatinga Ltda. and 0.104634107% is owned by external shareholders.
- (73) The remaining 42.50% is owned by multiple sources.
- (74) The remaining 0.0001% is owned by Amil Assistência Médica Internacional S.A.
- (75) The remaining 32.06% is owned by multiple sources.
- (76) Hospital Alvorada de Taguatinga Ltda. decreased its ownership in Casa de Saúde Santa Therezinha S.A. from 100% to 99.99%. The remaining 0.000001% is owned by Esho – Empresa de Serviços Hospitalares S.A.
- (77) The remaining 49% is owned by multiple sources.
- (78) The remaining 0.0005% is owned by Hospital Alvorada Taguatinga Ltda.
- (79) The remaining 32.85% is owned by multiple sources.
- (80) Registered in the Dubai Healthcare City free zone.
- (81) TBD
- (82) Plano de Saúde Ana Costa Ltda. is 74.85961% owned by Amil Assistência Médica Internacional S.A. and the remaining 25.14039% is owned by Santos Administração e Participações S.A.
- (83) OptumInsight, Inc. is registered as foreign shareholders in Brazil.
- (84) The remaining 49% is owned by multiple sources.
- (85) The remaining 28% is owned by multiple sources.
- (86) The remaining 37.26% is owned by multiple sources.
- (87) The remaining 49.59% is owned by multiple sources.
- (88) The remaining 36.11% is owned by multiple sources.
- (89) The remaining 49.28% is owned by multiple sources..
- (90) The remaining 23.55% is owned by multiple sources.
- (91) The remaining 40% is owned by multiple sources.
- (92) The remaining 1% is owned by multiple sources.
- (93) The remaining 44.97% is owned by multiple sources.
- (94) The remaining 38.80% is owned by multiple sources.
- (95) TBD
- (96) The remaining 9.51% is owned by multiple sources.
- (97) The remaining 45% is owned by multiple sources.
- (98) The remaining 27.20% is owned by multiple sources.
- (99) The remaining 49.15% is owned by multiple sources.
- (100) The remaining 45% is owned by multiple sources.
- (101) The remaining 33% is owned by multiple sources.
- (102) UnitedHealthcare International X S.á.r.l. holds 100% of the common shares, 403,948,524 common shares. UnitedHealthcare International III S.á.r.l. holds 100% of the preferred shares, 513,899,520 preferred shares.
- (103) The remaining 0.01% is owned by an individual shareholder.
- (104) The remaining 1% is owned by multiple sources.
- (105) The remaining 49.82% is owned by multiple sources.
- (106) The remaining 32.05% is owned by multiple sources.
- (107) The remaining 46.12% is owned by multiple sources.
- (108) The remaining 34.6% is owned by multiple sources.
- (109) The remaining 41.58% is owned by multiple sources.

- (110) The remaining 21.13% is owned by multiple sources.
- (111) The remaining 50% is owned by multiple sources.
- (112) The remaining 19.9% is owned by Nineteen.Nine Holdings, LLC.
- (113) The remaining 0.01% is owned by an individual shareholder.
- (114) The remaining 42.46% is owned by multiple sources.
- (115) The remaining 49% is owned by multiple sources.
- (116) The remaining 47.55% is owned by multiple sources.
- (117) The remaining 2% is owned by multiple sources.
- (118) The remaining 45.91% is owned by multiple sources.
- (119) The remaining 23% is owned by multiple sources.
- (120) The remaining 3% is owned by multiple sources.
- (121) TBD
- (122) The remaining 43% is owned by multiple sources.
- (123) The remaining 8% is owned by multiple sources.
- (124) The remaining 47.81% is owned by multiple sources.
- (125) The remaining 45% is owned by multiple sources.
- (126) The remaining 41% is owned by multiple sources.
- (127) The co-founders of Pacifica Labs, Inc. own the remaining 14.21%.
- (128) The remaining 50% is owned by multiple sources.
- (129) The remaining 41% is owned by multiple sources.
- (130) The remaining 50% is owned by multiple sources.
- (131) The remaining 40.68% is owned by multiple sources.
- (132) The remaining 51.50% is owned by multiple sources.
- (133) The remaining 49.9% is owned by multiple sources.
- (134) The remaining 13% is owned by multiple sources.
- (135) The remaining 39.17% is owned by multiple sources.
- (136) The remaining 46.48% is owned by multiple sources.
- (137) The remaining 46.34% is owned by multiple sources.
- (138) The remaining 35% is owned by multiple sources.
- (139) The remaining 48.06% is owned by multiple sources.
- (140) The remaining 46% is owned by multiple sources.
- (141) The remaining 45% is owned by multiple sources.
- (142) The remaining 43.31% is owned by multiple sources.
- (143) The remaining 49.02% is owned by multiple sources.
- (144) The remaining 45.73% is owned by multiple sources.
- (145) The remaining 45% is owned by multiple sources.
- (146) The remaining 27.47% is owned by multiple sources.
- (147) The remaining 45.46% is owned by multiple sources.
- (148) The remaining 41.33% is owned by multiple sources.
- (149) The remaining 23.26% is owned by multiple sources.
- (150) The remaining 49% is owned by multiple sources.
- (151) The remaining 49% is owned by multiple sources.
- (152) The remaining 36.7% is owned by multiple sources.
- (153) The remaining 26.96% is owned by multiple sources.
- (154) The remaining 40.35% is owned by multiple sources
- (155) The remaining 38.14% is owned by multiple sources.
- (156) The remaining 1% is owned by another source.
- (157) The remaining 20% is owned by an individual manager of the entity.
- (158-165) TBD
- (166) The remaining 29% is owned by multiple sources.
- (167) The remaining 49% is owned by multiple sources.
- (168) The remaining 49% is owned by multiple sources.
- (169) The remaining 50% is owned by multiple sources.

- (170) The remaining 40.41% is owned by multiple sources.
- (171) The remaining 44.49% is owned by multiple sources.
- (172) The remaining 49% is owned by multiple sources.
- (173-218) TBD
- (219) The remaining 49% is owned by multiple sources.
- (220) The remaining 50% is owned by multiple sources.
- (221) Hygeia Corporation, a Delaware corporation, acquired a 1.28978% ownership interest in FMG Holdings LLC, a Delaware limited liability company.
- (223) The remaining 41.06% is owned by multiple sources.
- (224) The remaining 49% is owned by multiple sources.
- (225) The remaining 48.7% is owned by multiple sources.
- (226) The remaining 31.14% is owned by multiple sources.
- (227) The remaining 49% is owned by multiple sources.
- (228) The remaining 49% is owned by multiple sources.
- (229) The remaining 35.75% is owned by multiple sources.
- (230) TBD
- (231) The remaining 49% is owned by multiple sources.
- (232) The remaining 46.55 is owned by multiple sources.
- (233) The remaining 49% is owned by multiple sources.
- (234) The remaining 26% is owned by multiple sources.
- (235) The remaining 47.42% is owned by multiple sources
- (236) The remaining 1.77% is owned by external shareholders.
- (237) The remaining 0.1% is owned by Inversiones Clínicas Santa María S.A.
- (238) Minority ownership is held by thid party shareholders. Corporate name is Inmobiliaria Santa María S.A.
- (239) The remaining 0.0001% is owned by Clínica Dávila y Servicios Médicos S.A.
- (240) Constructora Inmobiliaria Megapoq S.A owns 1 share.
- (241) The remaining 0.0001% is owned by Saden S.A.
- (242) Minority ownership is held by several third party shareholders.
- (243) In accordance to a capital increase executed on 2018, Clínica Santa María S.A. owns 99.9% of the shares. Minority ownership is held by Sociedad de Inversiones Santa María S.A.
- (244) The remaining 0.2569% is owned by Clínica Dávila y Servicios Médicos S.A.
- (245) The remaining 0.8238% is owned by Clínica Santa María S.A.
- (246) The remaining 0.009% is owned by Clínica Santa María S.A.
- (247) The remaining 0.10% is owned by Clínica Santa María S.A.
- (248) The remaining 50% is owned by Clínica Santa María S.A.
- (249) The remaining 1% is owned by Servicios Integrados de Salud Ltda.
- (250) The remaining 1% is owned by Servicios Integrados de Salud Ltda.
- (251) The remaining 0.1% is owned by Inmobiliaria Apoquindo 3600 Ltda.
- (252) The remaining 0.02% is owned by Saden S.A.
- (253) The remaining 0.0001% is owned by Saden S.A.
- (254) The remaining 0.159% is owned by Saden S.A.
- (255) The remaining 0.01% is owned by Saden S.A.
- (256) The remaining 0.01% is owned by Clínica Dávila y Servicios Médicos S.A.
- (257) The remaining 25.75% is owned by several third party shareholders.
- (258) The remaining 6.55% is owned by third party shareholders.
- (259) The remaining 0.1% is owned by Servicios Amed Quilpué S.A.

SCHEDULE Y – INFORMATION CONCERNING ACTIVITIES OF INSURER MEMBERS OF A HOLDING COMPANY GROUP
PART 1 – ORGANIZATIONAL CHART

Notes

All legal entities on the Organization Chart are Corporations unless otherwise indicated.

- (260) The remaining 0.1% is owned by Laboratorios Médicos Amed Quilpué S.A.
- (261) The remaining 50% is owned by Gorki Osorio Vargas (25%) and Danilo Valderrama Torrealba (25%).
- (262) The remaining 0.1% is owned by Simón Sacks Link.
- (263) The remaining 15.5% is owned by third party shareholders.
- (264) The remaining 6,66% is owned by Centromed Quilpué S.A.
- (265) The remaining 0.000065% is owned by Clínica Dávila y Servicios Médicos S.A.
- (266) The remaining 0.0001% is owned by Banmédica S.A.
- (267) The remaining 1% is owned by Saden S.A.
- (268) The remaining 0.0001% is owned by Banmédica S.A.
- (269) The remaining 1% is owned by Saden S.A.
- (270) The remaining 0.0001% is owned by Banmédica S.A.
- (271) The remaining 1% is owned by Saden S.A.
- (272) Inmobiliaria Megapoc S.A owns 1 share (0.0000%)
- (273) The remaining 7.62% is owned by Banmédica Colombia S.A. (7.619%), Juan Guillermo Ruiz (0.000142%) and Servicios Legales Corporativos Ltda. (0.000142%).
- (274) No information of the minority shareholder(s) has been provided.
- (275) No information of the minority shareholder(s) has been provided.
- (276) No information of the minority shareholder(s) has been provided.
- (277) No information of the minority shareholder(s) has been provided.
- (278) The other shareholder, with the other 50% is El Pacífico-Peruano Suiza Compañía de Seguros y Reaseguros S.A., part of the Credicorp Group
- (279) No information of the minority shareholder(s) has been provided.
- (280) No information of the minority shareholder(s) has been provided.
- (281) No information of the minority shareholder(s) has been provided.
- (282) No information of the minority shareholder(s) has been provided.
- (283) No information of the minority shareholder(s) has been provided.
- (284) No information of the minority shareholder(s) has been provided.
- (285) No information of the minority shareholder(s) has been provided.
- (286) The remaining 0.0001% is owned by Clínica Dávila y Servicios Médicos S.A.
- (287) The remaining 0.00004% is owned by Saden S.A.
- (288) The remaining 0.00004% is owned by Saden S.A.
- (289) The remaining 0.0017% is owned by Saden S.A.
- (290) The remaining 0.0001% is owned by Saden S.A.
- (291) The remaining 0.08% is owned by Clínica Dávila y Servicios Médicos S.A.
- (292) TBD
- (293) No information of the other shareholder(s) has been provided.
- (294) The remaining 0.3% is owned by Inmobiliaria Apoquindo 3001 S.A.

- (294) Inmobiliaria Megapoc S.A owns 1 share (0.0000%)
- (295) The remaining 0.0001% is owned by Saden S.A.
- (296) The remaining 0.0008% is owned by Vida Tres Internacional S.A.
- (297) The remaining 0.01% is owned by Saden S.A.
- (298) Currently undergoing a liquidation procedure
- (299) No information of the other shareholder(s) has been provided
- (300) No information of the other shareholder(s) has been provided
- (301) Banmédica S.A. owns 9.67% and Promotora del Country S.A. (Colombia) owns 0.23%. This Patrimony has two business units (Conuntry and Hill).
- (302) The remaining 49.2% is owned by third party shareholders.
- (303) The remaining 49% is owned by multiple sources.
- (304) The remaining 49% is owned by multiple sources
- (305) The remaining 27.47% is owned by multiple sources
- (306) The remaining 49% is owned by multiple sources
- (307) The remaining 50% is owned by multiple sources.
- (308) The remaining 33% is owned by multiple sources.
- (309) The remaining 44.64% is owned by multiple sources.
- (310) The remaining 19.9% is owned by an external third party.
- (311) This entity is a minority-owned entity for which the ultimate owner, UnitedHealth Group, Inc., is deemed to have influence over the entity. The remaining ownership is by a non-affiliated entity or entities.
- (312) The remaining 45.7% is owned by multiple sources.
- (313) The remaining 42% is owned by OptumRx Health Solutions, LLC.

SCHEDULE Y
PART 1A - DETAIL OF INSURANCE HOLDING COMPANY SYSTEM

1	2	3	4	5	6	7	8	9	10	11	12	13	14	15	16
Group Code	Group Name	NAIC Company Code	ID Number	Federal RSSD	CIK	Name of Securities Exchange if Publicly Traded (U.S. or International)	Names of Parent, Subsidiaries Or Affiliates	Domi-ciliary Location	Relation-ship to Reporting Entity	Directly Controlled by (Name of Entity/Person)	Type of Control (Ownership, Board, Management, Attorney-in-Fact, Influence, Other)	If Control is Ownership Provide Per-cent-age	Ultimate Controlling Entity(ies)/Person(s)	Is an SCA Filing Re-quired? (Y/N)	*
		.00000	98-1308130				1070715 B.C. Unlimited Liability CompanyCAN	NIA.....	OptumRx Group Holdings, Inc.	Ownership.....	100.000	UnitedHealth Group Incorporated		
		.00000	27-2624551				310 Canyon Medical, LLCCA	NIA.....	Monarch Management Services, Inc.	Ownership.....	100.000	UnitedHealth Group Incorporated		
		.00000	35-2607738				5995 Minnetonka, LLCDE	NIA.....	UnitedHealthcare Insurance Company	Ownership.....	100.000	UnitedHealth Group Incorporated		
		.00000	98-1401978				ABCO India Private LimitedIND	NIA.....	ABCO International Holdings, LLC	Ownership.....	99.065	UnitedHealth Group Incorporated		
		.00000	98-1401978				ABCO India Private LimitedIND	NIA.....	The Advisory Board Company	Ownership.....	0.935	UnitedHealth Group Incorporated		
		.00000					ABCO International Holdings, LLCDE	NIA.....	The Advisory Board Company	Ownership.....	100.000	UnitedHealth Group Incorporated		
		.00000	74-2819189				Access Administrators, Inc.TX	NIA.....	Access HealthSource, Inc.	Ownership.....	100.000	UnitedHealth Group Incorporated		
		.00000	74-2943370				Access HealthSource Administrators, Inc.TX	NIA.....	Access HealthSource, Inc.	Ownership.....	100.000	UnitedHealth Group Incorporated		
		.00000	74-2843073				Access HealthSource, Inc.TX	NIA.....	HealthSCOPE Benefits, Inc.	Ownership.....	100.000	UnitedHealth Group Incorporated		
		.00000	41-1913523				ACN Group IPA of New York, Inc.NY	NIA.....	OptumHealth Care Solutions, LLC	Ownership.....	100.000	UnitedHealth Group Incorporated		
		.00000	27-0015861				ACN Group of California, Inc.CA	IA.....	OptumHealth Care Solutions, LLC	Ownership.....	100.000	UnitedHealth Group Incorporated		
		.00000	98-1446128				Administradora Clínica La Colina S.A.S.COL	NIA.....	Banmédica Internacional SpA	Ownership.....	50.000	UnitedHealth Group Incorporated1
		.00000	98-1446125				Administradora Country S.A.COL	NIA.....	Banmédica S.A.	Ownership.....	50.000	UnitedHealth Group Incorporated1
		.00000	98-1451601				Administradora Médica Centromed S.A.CHL	NIA.....	VidaIntegra S.A.	Ownership.....	74.250	UnitedHealth Group Incorporated2
		.00000	20-2598653				Advanced Pharma, Inc.TX	NIA.....	Apothecary Holdings, Inc.	Ownership.....	100.000	UnitedHealth Group Incorporated		
		.00000	26-4093335				Advanced Surgical Hospital, LLCPA	NIA.....	SCA Southwestern PA, LLC	Ownership.....	53.450	UnitedHealth Group Incorporated2
		.00000	74-2642393				Advantage Care Network, Inc.TX	NIA.....	Access HealthSource, Inc.	Ownership.....	100.000	UnitedHealth Group Incorporated		
		.00000	47-5337115				Advocate Condell Ambulatory Surgery Center, LLCIL	NIA.....	Advocate-SCA Partners, LLC	Ownership.....	59.645	UnitedHealth Group Incorporated2
		.00000					Advocate Sherman Ambulatory Surgery Center, LLCIL	NIA.....	Advocate-SCA Partners, LLC	Ownership.....	100.000	UnitedHealth Group Incorporated		
		.00000	36-4437931				Advocate Southwest Ambulatory Surgery Center, LLCIL	NIA.....	Advocate-SCA Partners, LLC	Ownership.....	51.000	UnitedHealth Group Incorporated2
		.00000	47-4012497				Advocate-SCA Partners, LLCDE	NIA.....	SCA-Illinois, LLC	Ownership.....	51.000	UnitedHealth Group Incorporated2
		.00000					Aeromil Táxi Aéreo Ltda.BRA	NIA.....	Anil Assistência Médica Internacional S.A.	Influence.....	20.000	UnitedHealth Group Incorporated5
		.00000	45-4171713				AHN Accountable Care Organization, LLCIN	NIA.....	American Health Network of Indiana, LLC	Ownership.....	100.000	UnitedHealth Group Incorporated		
		.00000	35-2109566				AHN Central Services, LLCIN	NIA.....	AHN Target Holdings, LLC	Ownership.....	100.000	UnitedHealth Group Incorporated		
		.00000	35-2582899				AHN Target Holdings, LLCDE	NIA.....	Collaborative Care Holdings, LLC	Ownership.....	80.100	UnitedHealth Group Incorporated2
		.00000	92-0175856				Alaska Spine Center, LLCAK	NIA.....	Alaska Surgery Center, Limited Partnership	Influence.....	100.000	UnitedHealth Group Incorporated5
		.00000	92-0080881				Alaska Surgery Center, Inc.AK	NIA.....	SC Affiliates, LLC	Ownership.....	100.000	UnitedHealth Group Incorporated		
		.00000	93-0982396				Alaska Surgery Center, Limited PartnershipAK	NIA.....	Alaska Surgery Center, Inc.	Influence.....	37.845	UnitedHealth Group Incorporated5
		.00000	98-1447435				Aliansalud Entidad Promotora de Salud S.A.COL	IA.....	Banmédica S.A.	Ownership.....	76.290	UnitedHealth Group Incorporated		
.0707	UnitedHealth Group Incorporated	82406	35-1665915				All Savers Insurance CompanyIN	IA.....	Golden Rule Financial Corporation	Ownership.....	100.000	UnitedHealth Group Incorporated		
							All Savers Life Insurance Company of CaliforniaCA	IA.....	Golden Rule Financial Corporation	Ownership.....	100.000	UnitedHealth Group Incorporated		
.0707	UnitedHealth Group Incorporated	73130	35-1744596				Alliance Surgical Center, LLCFL	NIA.....	SCA-Alliance, LLC	Ownership.....	51.290	UnitedHealth Group Incorporated2
		.00000	27-1367127				Aloha Surgical Center, LLCTN	NIA.....	Surgery Center of Maui, LLC	Ownership.....	74.000	UnitedHealth Group Incorporated2
		.00000	65-1095227				Ambient Healthcare, Inc.FL	NIA.....	Ambient Holdings, Inc.	Ownership.....	100.000	UnitedHealth Group Incorporated		
		.00000	45-2161438				Ambient Holdings, Inc.DE	NIA.....	BrioRx Infusion Services, Inc.	Ownership.....	100.000	UnitedHealth Group Incorporated		
		.00000	45-4770582				American Health Network of Indiana Care Organization, LLCIN	NIA.....	AHN Target Holdings, LLC	Ownership.....	80.100	UnitedHealth Group Incorporated2
		.00000	35-1930805				American Health Network of Indiana II, LLCIN	NIA.....	AHN Target Holdings, LLC	Ownership.....	100.000	UnitedHealth Group Incorporated		
.0707	UnitedHealth Group Incorporated	52623	35-2108729				American Health Network of Indiana, LLCIN	IA.....	AHN Target Holdings, LLC	Ownership.....	100.000	UnitedHealth Group Incorporated		
		.00000	45-4132160				American Health Network of Ohio Care Organization, LLCOH	NIA.....	AHN Target Holdings, LLC	Ownership.....	100.000	UnitedHealth Group Incorporated		
		.00000	31-1424956				American Health Network of Ohio II, LLCOH	NIA.....	AHN Target Holdings, LLC	Ownership.....	100.000	UnitedHealth Group Incorporated		
		.00000	31-1424957				American Health Network of Ohio, LLCOH	NIA.....	AHN Target Holdings, LLC	Ownership.....	100.000	UnitedHealth Group Incorporated		
		.00000	54-1743136				AmeriChoice CorporationDE	NIA.....	UnitedHealth Group Incorporated	Ownership.....	100.000	UnitedHealth Group Incorporated		
		.00000	54-1743141				AmeriChoice Health Services, Inc.DE	NIA.....	AmeriChoice Corporation	Ownership.....	100.000	UnitedHealth Group Incorporated		
.0707	UnitedHealth Group Incorporated	95497	22-3368602				AmeriChoice of New Jersey, Inc.NJ	IA.....	AmeriChoice Corporation	Ownership.....	100.000	UnitedHealth Group Incorporated		
		.00000	98-1108620				Amico Saúde Ltda.BRA	NIA.....	Santa Helena Assistência Médica S.A.	Ownership.....	98.920	UnitedHealth Group Incorporated2

SCHEDULE Y
PART 1A - DETAIL OF INSURANCE HOLDING COMPANY SYSTEM

1	2	3	4	5	6	7	8	9	10	11	12	13	14	15	16
Group Code	Group Name	NAIC Company Code	ID Number	Federal RSSD	CIK	Name of Securities Exchange if Publicly Traded (U.S. or International)	Names of Parent, Subsidiaries Or Affiliates	Domi-ciliary Location	Relation-ship to Reporting Entity	Directly Controlled by (Name of Entity/Person)	Type of Control (Ownership, Board, Management, Attorney-in-Fact, Influence, Other)	If Control is Owner-ship Provide Percen-tage	Ultimate Controlling Entity(ies)/Person(s)	Is an SCA Filing Re-quired? (Y/N)	*
		.00000	98-1108620				Amico Saúde Ltda.	.BRA	.NIA	Cemed Care – Empresa de Atendimento Clínico Geral Ltda.	Ownership	.1.072	UnitedHealth Group Incorporated		.2
		.00000					Amil Assistência Médica Internacional S.A.	.BRA	.IA	Polar II Fundo de Investimento em Participações Multiestrategia	Ownership	.91.810	UnitedHealth Group Incorporated		.2
		.00000	98-1109085				Amil Clinical Research Participações Ltda.	.BRA	.NIA	Esho – Empresa de Serviços Hospitalares S.A.	Ownership	.99.950	UnitedHealth Group Incorporated		
		.00000	98-1109085				Amil Clinical Research Participações Ltda.	.BRA	.NIA	Cemed Care – Empresa de Atendimento Clínico Geral Ltda.	Ownership	.0.050	UnitedHealth Group Incorporated		
		.00000	98-1138212				AMIL International	.LUX	.NIA	Amil Assistência Médica Internacional S.A.	Ownership	.100.000	UnitedHealth Group Incorporated		
		.00000	98-1454564				Análisis Clínicos ML S.A.C.	.PER	.NIA	Pacífico S.A. Entidad Prestadora de Salud	Ownership	.99.990	UnitedHealth Group Incorporated		.1
		.00000	36-4210293				Antelope Valley Surgery Center, L.P.	.CA	.NIA	NSC Lancaster, LLC	Ownership	.90.490	UnitedHealth Group Incorporated		.2
		.00000	26-3913051				Apothecary Holdings, Inc.	.DE	.NIA	OptumRx Holdings, LLC	Ownership	.100.000	UnitedHealth Group Incorporated		
		.00000	86-0960334				Apothecary Shop of Phoenix, Inc.	.AZ	.NIA	Apothecary Holdings, Inc.	Ownership	.100.000	UnitedHealth Group Incorporated		
		.00000	14-1890491				AppleCare Hospitalists Medical Group, Inc.	.CA	.NIA	Physician(s) owned	Influence	.0.000	UnitedHealth Group Incorporated		.4
		.00000	45-2852872				AppleCare Medical ACO, LLC	.CA	.NIA	AppleCare Medical Group, Inc	Influence	.0.000	UnitedHealth Group Incorporated		.4
		.00000	33-0845269				AppleCare Medical Group St. Francis, Inc.	.CA	.NIA	Physician(s) owned	Influence	.0.000	UnitedHealth Group Incorporated		.4
		.00000	33-0898174				AppleCare Medical Group, Inc.	.CA	.NIA	Physician(s) owned	Influence	.0.000	UnitedHealth Group Incorporated		.4
		.00000	27-2068687				AppleCare Medical Management, LLC	.DE	.NIA	Collaborative Care Holdings, LLC	Ownership	.100.000	UnitedHealth Group Incorporated		
		.00000					APS – Assistência Personalizada à Saúde Ltda.	.BRA	.IA	Santa Helena Assistência Médica S.A.	Ownership	.99.990	UnitedHealth Group Incorporated		
		.00000					APS – Assistência Personalizada à Saúde Ltda.	.BRA	.IA	Amil Assistência Médica Internacional S.A.	Ownership	.0.010	UnitedHealth Group Incorporated		
		.00000	98-1399975				Aquitania Chilean Holding SpA	.CHL	.NIA	Bordeaux UK Holdings II Limited	Ownership	.100.000	UnitedHealth Group Incorporated		
		.00000	75-2285078				Arcadia Outpatient Surgery Center, L.P.	.CA	.NIA	Surgicenters of Southern California, Inc.	Influence	.37.000	UnitedHealth Group Incorporated		.5
		.00000	46-4843100				Arise Physician Group	.TX	.NIA	SCA Austin Holdings, LLC	Ownership	.100.000	UnitedHealth Group Incorporated		
		.00000	86-0813232				Arizona Physicians IPA, Inc.	.AZ	.IA	UnitedHealthcare, Inc.	Ownership	.100.000	UnitedHealth Group Incorporated		
		.00000	75-2055800				Arlington Surgery Center, LLC	.TX	.NIA	THR-SCA Holdings, LLC	Influence	.52.754	UnitedHealth Group Incorporated		.5
		.00000	46-3907136				ASC Holdings of New Jersey, LLC	.NJ	.NIA	SC Affiliates, LLC	Ownership	.100.000	UnitedHealth Group Incorporated		
		.00000	95-4348431				ASC Network, LLC	.DE	.NIA	Surgical Care Affiliates, LLC	Ownership	.100.000	UnitedHealth Group Incorporated		
		.00000	20-8970704				ASC Operators, LLC	.CA	.NIA	Surgery Centers-West Holdings, LLC	Influence	.49.000	UnitedHealth Group Incorporated		.5
		.00000	27-1724489				ASC Operators-East Bay, LLC	.CA	.NIA	SCA Pacific Holdings, Inc.	Influence	.49.000	UnitedHealth Group Incorporated		.5
		.00000	27-5447186				ASC Operators-San Francisco, LLC	.CA	.NIA	SCA Pacific Holdings, Inc.	Influence	.49.000	UnitedHealth Group Incorporated		.5
		.00000	27-2673776				ASC Operators-San Luis Obispo, LLC	.CA	.NIA	SCA-San Luis Obispo, LLC	Influence	.49.000	UnitedHealth Group Incorporated		.5
		.00000	26-3386169				ASC Operators-Santa Rosa, LLC	.CA	.NIA	SCA-Santa Rosa, Inc.	Influence	.39.000	UnitedHealth Group Incorporated		.5
		.00000	46-1537479				ASC Operators-South Bay, LLC	.CA	.NIA	SCA Pacific Holdings, Inc.	Influence	.49.000	UnitedHealth Group Incorporated		.5
		.00000	90-0369702				ASI Global, LLC	.TX	.NIA	FrontierMEDEX, Inc.	Ownership	.100.000	UnitedHealth Group Incorporated		
		.00000	04-3403101				Aspectus, Inc.	.MA	.NIA	Physician(s) owned	Influence	.0.000	UnitedHealth Group Incorporated		.4
		.00000	26-3878957				AssuranceRx, LLC	.AL	.NIA	BriovaRx, LLC	Ownership	.100.000	UnitedHealth Group Incorporated		
		.00000	45-4014891				Athens ASC Holdings, LLC	.GA	.NIA	SCA Athens, LLC	Ownership	.58.420	UnitedHealth Group Incorporated		.2
		.00000	47-0990056				Audax Health Solutions, LLC	.DE	.NIA	Rally Health, Inc.	Ownership	.100.000	UnitedHealth Group Incorporated		
		.00000	58-2028767				Austin Center for Outpatient Surgery, L.P.	.GA	.NIA	SHC Austin, Inc.	Ownership	.51.000	UnitedHealth Group Incorporated		.2
		.00000	27-2869469				Avella of Austin, Inc.	.AZ	.NIA	Apothecary Holdings, Inc.	Ownership	.100.000	UnitedHealth Group Incorporated		
		.00000	14-1971726				Avella of Columbus, Inc.	.AZ	.NIA	Apothecary Holdings, Inc.	Ownership	.100.000	UnitedHealth Group Incorporated		
		.00000	13-4318552				Avella of Deer Valley, Inc.	.AZ	.NIA	Apothecary Holdings, Inc.	Ownership	.100.000	UnitedHealth Group Incorporated		
		.00000	45-5239373				Avella of Denver, Inc.	.AZ	.NIA	Apothecary Holdings, Inc.	Ownership	.100.000	UnitedHealth Group Incorporated		
		.00000	86-1044713				Avella of Gilbert, Inc.	.AZ	.NIA	Apothecary Holdings, Inc.	Ownership	.100.000	UnitedHealth Group Incorporated		
		.00000	26-4241458				Avella of Las Vegas II, Inc.	.AZ	.NIA	Apothecary Holdings, Inc.	Ownership	.100.000	UnitedHealth Group Incorporated		
		.00000	46-0609947				Avella of Orlando, Inc.	.AZ	.NIA	Apothecary Holdings, Inc.	Ownership	.100.000	UnitedHealth Group Incorporated		
		.00000	26-0583808				Avella of Phoenix III, Inc.	.AZ	.NIA	Apothecary Holdings, Inc.	Ownership	.100.000	UnitedHealth Group Incorporated		
		.00000	27-0121303				Avella of Sacramento, Inc.	.CA	.NIA	Apothecary Holdings, Inc.	Ownership	.100.000	UnitedHealth Group Incorporated		
		.00000	86-0819588				Avella of Scottsdale, Inc.	.AZ	.NIA	Apothecary Holdings, Inc.	Ownership	.100.000	UnitedHealth Group Incorporated		
		.00000	27-1688911				Avella of St. Louis, Inc.	.AZ	.NIA	Apothecary Holdings, Inc.	Ownership	.100.000	UnitedHealth Group Incorporated		
		.00000	36-4435924				Avella of Tampa, LLC	.FL	.NIA	Apothecary Holdings, Inc.	Ownership	.100.000	UnitedHealth Group Incorporated		

SCHEDULE Y
PART 1A - DETAIL OF INSURANCE HOLDING COMPANY SYSTEM

1	2	3	4	5	6	7	8	9	10	11	12	13	14	15	16
Group Code	Group Name	NAIC Company Code	ID Number	Federal RSSD	CIK	Name of Securities Exchange if Publicly Traded (U.S. or International)	Names of Parent, Subsidiaries Or Affiliates	Domi-ciliary Location	Relation-ship to Reporting Entity	Directly Controlled by (Name of Entity/Person)	Type of Control (Ownership, Board, Management, Attorney-in-Fact, Influence, Other)	If Control is Ownership Provide Percentage	Ultimate Controlling Entity(ies)/Person(s)	Is an SCA Filing Re-quired? (Y/N)	*
		.00000	20-3253658				Avella of Tucson II, Inc.	AZ	NIA	Apothecary Holdings, Inc.	Ownership	100.000	UnitedHealth Group Incorporated		
		.00000	86-1044712				Avella of Tucson, Inc.	AZ	NIA	Apothecary Holdings, Inc.	Ownership	100.000	UnitedHealth Group Incorporated		
		.00000	35-2563332				Avella Patient Access Program, Inc.	AZ	NIA	Apothecary Holdings, Inc.	Ownership	100.000	UnitedHealth Group Incorporated		
		.00000	20-4057813				Aveta Inc.	DE	NIA	Collaborative Care Holdings, LLC	Ownership	100.000	UnitedHealth Group Incorporated		
		.00000	30-0842394				AxelaCare Intermediate Holdings, LLC	DE	NIA	OptumRx, Inc.	Ownership	100.000	UnitedHealth Group Incorporated		
		.00000	61-1708598				AxelaCare, LLC	DE	NIA	AxelaCare Intermediate Holdings, LLC	Ownership	100.000	UnitedHealth Group Incorporated		
		.00000	72-1097827				B.R.A.S.S. Partnership in Commendam	LA	NIA	Surgery Center Holding, LLC	Ownership	67.940	UnitedHealth Group Incorporated		2
		.00000	98-1462787				Banmedica Colombia SpA	.COL	NIA	Banmedica Internacional SpA	Ownership	100.000	UnitedHealth Group Incorporated		
		.00000	98-1444151				Banmedica Internacional SpA	.CHL	NIA	Banmedica S.A.	Ownership	99.000	UnitedHealth Group Incorporated		
		.00000	98-1444151				Banmedica Internacional SpA	.CHL	NIA	Saden S.A.	Ownership	1.000	UnitedHealth Group Incorporated		
		.00000	98-1444127				Banmedica S.A.	.CHL	NIA	Bordeaux Holding SpA	Ownership	98.229	UnitedHealth Group Incorporated		2
		.00000	26-1192066				Barranca Surgery Center, LLC	DE	NIA	Beach Surgical Holdings LLC	Influence	51.000	UnitedHealth Group Incorporated		5
		.00000	47-2083076				Beach Surgical Holdings II LLC	CA	NIA	SCA Surgicare of Laguna Hills, LLC	Influence	49.000	UnitedHealth Group Incorporated		5
		.00000	47-4504390				Beach Surgical Holdings III, LLC	CA	NIA	Surgicare of La Veta, Inc.	Ownership	68.860	UnitedHealth Group Incorporated		2
		.00000	37-1708521				Beach Surgical Holdings LLC	CA	NIA	SCA Surgicare of Laguna Hills, LLC	Influence	49.000	UnitedHealth Group Incorporated		5
		.00000	88-0267857				Behavioral Healthcare Options, Inc.	NV	NIA	Sierra Health Services, Inc.	Ownership	100.000	UnitedHealth Group Incorporated		
		.00000	75-2196889				Belleville Surgical Center, Ltd., an Illinois Limited Partnership	IL	NIA	Surgicare of Belleville, LLC	Ownership	61.200	UnitedHealth Group Incorporated		2
		.00000	42-1485537				Benefit Administration for the Self Employed, L.L.C.	IA	NIA	HealthMarkets, LLC	Ownership	80.000	UnitedHealth Group Incorporated		2
		.00000	46-1134506				Benefitter Insurance Solutions, Inc.	DE	NIA	HealthMarkets Insurance Agency, Inc.	Ownership	100.000	UnitedHealth Group Incorporated		
		.00000	22-3858211				Bexar Imaging Center, LLC	TX	NIA	WellMed Networks, Inc.	Influence	0.000	UnitedHealth Group Incorporated		4
		.00000	63-0984076				Birmingham Outpatient Surgery Center, Ltd., an Alabama Limited Partnership	AL	NIA	Birmingham Outpatient Surgical Center, LLC	Influence	30.220	UnitedHealth Group Incorporated		5
		.00000	63-0847380				Birmingham Outpatient Surgical Center, LLC	DE	NIA	Surgery Center Holding, LLC	Ownership	100.000	UnitedHealth Group Incorporated		
		.00000	05-0359457				Blackstone Valley Surgicare GP, LLC	DE	NIA	Surgery Center Holding, LLC	Ownership	100.000	UnitedHealth Group Incorporated		
		.00000	62-1530122				Blue Ridge Day Surgery Center, L.P.	TN	NIA	Blue Ridge GP, LLC	Influence	38.208	UnitedHealth Group Incorporated		5
		.00000	27-2241593				Blue Ridge GP, LLC	NC	NIA	SCA-Blue Ridge, LLC	Ownership	100.000	UnitedHealth Group Incorporated		
		.00000	65-0241934				Boca Raton Outpatient Surgery & Laser Center, Ltd.	FL	NIA	Surgery Center of Boca Raton, Inc.	Influence	20.000	UnitedHealth Group Incorporated		5
		.00000	65-0241934				Boca Raton Outpatient Surgery & Laser Center, Ltd.	FL	NIA	Surgery Center of Boca Raton, Inc.	Influence	10.000	UnitedHealth Group Incorporated		5
		.00000	98-1396690				Bordeaux (Barbados) Holdings I, SRL	.BRB	NIA	UnitedHealth Group International L.P.	Ownership	100.000	UnitedHealth Group Incorporated		
		.00000	98-1396559				Bordeaux (Barbados) Holdings II, SRL	.BRB	NIA	Bordeaux (Barbados) Holdings I, SRL	Ownership	100.000	UnitedHealth Group Incorporated		
		.00000	98-1403634				Bordeaux (Barbados) Holdings III, SRL	.BRB	NIA	Bordeaux (Barbados) Holdings II, SRL	Ownership	100.000	UnitedHealth Group Incorporated		
		.00000	98-1398490				Bordeaux Holding SpA	.CHL	NIA	Aquitania Chilean Holding SpA	Ownership	100.000	UnitedHealth Group Incorporated		
		.00000	82-3147824				Bordeaux International Holdings, Inc.	DE	NIA	UnitedHealth Group Incorporated	Ownership	100.000	UnitedHealth Group Incorporated		
		.00000	98-1390574				Bordeaux UK Holdings I Limited	.GBR	NIA	Bordeaux International Holdings, Inc.	Ownership	100.000	UnitedHealth Group Incorporated		
		.00000	98-1391914				Bordeaux UK Holdings II Limited	.GBR	NIA	Bordeaux UK Holdings I Limited	Ownership	100.000	UnitedHealth Group Incorporated		
		.00000	98-1389224				Bordeaux UK Holdings III Limited	.GBR	NIA	Bordeaux UK Holdings II Limited	Ownership	100.000	UnitedHealth Group Incorporated		
		.00000	45-4147343				BOSC Holdings, LLC		NIA	SCA BOSC Holdings, LLC	Influence	49.000	UnitedHealth Group Incorporated		5
		.00000	98-1112673				Bosque Medical Center Ltda.	.BRA	NIA	Anil Assistência Médica Internacional S.A.	Ownership	82.648	UnitedHealth Group Incorporated		
		.00000	98-1112673				Bosque Medical Center Ltda.	.BRA	NIA	Esho – Empresa de Serviços Hospitalares S.A.	Ownership	17.352	UnitedHealth Group Incorporated		
		.00000	20-2387834				Brandon Ambulatory Surgery Center, LC	FL	NIA	SCA-Brandon, LLC	Ownership	54.540	UnitedHealth Group Incorporated		2
		.00000	11-2997132				BriovaRx Infusion Services 100, Inc.	NY	NIA	BriovaRx Infusion Services, Inc.	Ownership	100.000	UnitedHealth Group Incorporated		
		.00000	11-3485985				BriovaRx Infusion Services 101, Inc.	NY	NIA	BriovaRx Infusion Services 100, Inc.	Ownership	100.000	UnitedHealth Group Incorporated		
		.00000	90-0884047				BriovaRx Infusion Services 102, LLC	DE	NIA	BriovaRx Infusion Services, Inc.	Ownership	100.000	UnitedHealth Group Incorporated		
		.00000	27-1533840				BriovaRx Infusion Services 103, LLC	DE	NIA	Serquinox Holdings LLC	Ownership	100.000	UnitedHealth Group Incorporated		
		.00000	57-0861358				BriovaRx Infusion Services 200, Inc.	SC	NIA	Ambient Healthcare, Inc.	Ownership	100.000	UnitedHealth Group Incorporated		
		.00000	55-0802777				BriovaRx Infusion Services 201, Inc.	FL	NIA	Ambient Healthcare, Inc.	Ownership	100.000	UnitedHealth Group Incorporated		
		.00000	20-4881413				BriovaRx Infusion Services 202, Inc.	FL	NIA	Ambient Healthcare, Inc.	Ownership	100.000	UnitedHealth Group Incorporated		
		.00000	33-1012700				BriovaRx Infusion Services 203, Inc.	FL	NIA	Ambient Healthcare, Inc.	Ownership	100.000	UnitedHealth Group Incorporated		

SCHEDULE Y
PART 1A - DETAIL OF INSURANCE HOLDING COMPANY SYSTEM

1	2	3	4	5	6	7	8	9	10	11	12	13	14	15	16
Group Code	Group Name	NAIC Company Code	ID Number	Federal RSSD	CIK	Name of Securities Exchange if Publicly Traded (U.S. or International)	Names of Parent, Subsidiaries Or Affiliates	Domi-ciliary Location	Relation-ship to Reporting Entity	Directly Controlled by (Name of Entity/Person)	Type of Control (Ownership, Board, Management, Attorney-in-Fact, Influence, Other)	If Control is Owner-ship Provide Percen-tage	Ultimate Controlling Entity(ies)/Person(s)	Is an SCA Filing Re-quired? (Y/N)	*
		.00000	55-0802774				BriovaRx Infusion Services 204, Inc.	FL	NIA	Ambient Healthcare, Inc.	Ownership.....	100.000	UnitedHealth Group Incorporated		
		.00000	26-3738273				BriovaRx Infusion Services 205, Inc.	FL	NIA	Ambient Healthcare, Inc.	Ownership.....	100.000	UnitedHealth Group Incorporated		
		.00000	63-1284325				BriovaRx Infusion Services 206, Inc.	AL	NIA	Ambient Healthcare, Inc.	Ownership.....	100.000	UnitedHealth Group Incorporated		
		.00000	63-0964525				BriovaRx Infusion Services 207, Inc.	AL	NIA	BriovaRx Infusion Services 206, Inc.	Ownership.....	100.000	UnitedHealth Group Incorporated		
		.00000	20-4963945				BriovaRx Infusion Services 208, Inc.	NC	NIA	Ambient Healthcare, Inc.	Ownership.....	100.000	UnitedHealth Group Incorporated		
		.00000	55-0802779				BriovaRx Infusion Services 209, Inc.	GA	NIA	Ambient Healthcare, Inc.	Ownership.....	100.000	UnitedHealth Group Incorporated		
		.00000	75-2196224				BriovaRx Infusion Services 301, LP	OK	NIA	BriovaRx Infusion Services, Inc.	Ownership.....	99.950	UnitedHealth Group Incorporated		
		.00000	75-2196224				BriovaRx Infusion Services 301, LP	OK	NIA	BriovaRx Infusion Services 305, LLC	Ownership.....	0.050	UnitedHealth Group Incorporated		
		.00000	27-0668812				BriovaRx Infusion Services 302, LLC	NE	NIA	BriovaRx Infusion Services, Inc.	Ownership.....	100.000	UnitedHealth Group Incorporated		
		.00000	26-2565032				BriovaRx Infusion Services 305, LLC	DE	NIA	BriovaRx Infusion Services, Inc.	Ownership.....	100.000	UnitedHealth Group Incorporated		
		.00000	20-3741084				BriovaRx Infusion Services 308, LLC	AZ	NIA	SCP Specialty Infusion, LLC	Ownership.....	100.000	UnitedHealth Group Incorporated		
		.00000	02-0653265				BriovaRx Infusion Services 401, LLC	CA	NIA	SCP Specialty Infusion, LLC	Ownership.....	100.000	UnitedHealth Group Incorporated		
		.00000	26-4312858				BriovaRx Infusion Services 402, LLC	CA	NIA	SCP Specialty Infusion, LLC	Ownership.....	100.000	UnitedHealth Group Incorporated		
		.00000	47-0941801				BriovaRx Infusion Services 403, LLC	CA	NIA	SCP Specialty Infusion, LLC	Ownership.....	100.000	UnitedHealth Group Incorporated		
		.00000	93-1103256				BriovaRx Infusion Services 404, LLC	OR	NIA	SCP Specialty Infusion, LLC	Ownership.....	100.000	UnitedHealth Group Incorporated		
		.00000	27-3918706				BriovaRx Infusion Services, Inc.	DE	NIA	AxelaCare, LLC	Ownership.....	100.000	UnitedHealth Group Incorporated		
		.00000	20-4515146				BriovaRx of California, Inc.	CA	NIA	Salveo Specialty Pharmacy, Inc.	Ownership.....	100.000	UnitedHealth Group Incorporated		
		.00000	11-3647935				BriovaRx of Florida, Inc.	DE	NIA	OptumRx PBM of Illinois, Inc.	Ownership.....	100.000	UnitedHealth Group Incorporated		
		.00000	27-1930321				BriovaRx of Georgia, LLC	AL	NIA	BriovaRx, LLC	Ownership.....	100.000	UnitedHealth Group Incorporated		
		.00000	46-2731176				BriovaRx of Indiana, LLC	IN	NIA	OptumRx PBM of Illinois, Inc.	Ownership.....	100.000	UnitedHealth Group Incorporated		
		.00000	46-2790537				BriovaRx of Louisiana, L.L.C.	LA	NIA	BriovaRx, LLC	Ownership.....	100.000	UnitedHealth Group Incorporated		
		.00000	01-0516051				BriovaRx of Maine, Inc.	ME	NIA	OptumRx PBM of Illinois, Inc.	Ownership.....	100.000	UnitedHealth Group Incorporated		
		.00000	27-3331130				BriovaRx of Massachusetts, LLC	MA	NIA	OptumRx PBM of Illinois, Inc.	Ownership.....	100.000	UnitedHealth Group Incorporated		
		.00000	45-2532834				BriovaRx of Nevada, LLC	NV	NIA	OptumRx PBM of Illinois, Inc.	Ownership.....	100.000	UnitedHealth Group Incorporated		
		.00000	74-3103518				BriovaRx of New York, Inc.	NY	NIA	Salveo Specialty Pharmacy, Inc.	Ownership.....	100.000	UnitedHealth Group Incorporated		
		.00000	20-2719823				BriovaRx of Texas, Inc.	TX	NIA	BriovaRx of Florida, Inc.	Ownership.....	100.000	UnitedHealth Group Incorporated		
		.00000	82-4030553				BriovaRx Specialty, LLC	DE	NIA	OptumRx Administrative Services, LLC	Ownership.....	100.000	UnitedHealth Group Incorporated		
		.00000	55-0824381				BriovaRx, LLC	AL	NIA	BriovaRx of Maine, Inc.	Ownership.....	100.000	UnitedHealth Group Incorporated		
		.00000	45-2314634				BSC Holdings, LLC	IN	NIA	SCA Indiana Holdings, LLC	Influence.....	49.000	UnitedHealth Group Incorporated		5
		.00000	47-4278378				Cabin Enterprises, LLC	DE	NIA	Cabin Holdings, LLC	Ownership.....	100.000	UnitedHealth Group Incorporated		
		.00000	47-4264867				Cabin Holdings, LLC	DE	NIA	OptumHealth Holdings, LLC	Ownership.....	100.000	UnitedHealth Group Incorporated		
		.00000	61-1732160				California MedTrans Network IPA LLC	CA	NIA	California MedTrans Network MSO LLC	Ownership.....	100.000	UnitedHealth Group Incorporated		
		.00000	36-4780748				California MedTrans Network MSO LLC	CA	NIA	National MedTrans, LLC	Ownership.....	100.000	UnitedHealth Group Incorporated		
		.00000	81-0881243				California Spring Holdings, PC	CA	NIA	Physician(s) owned	Influence.....	0.000	UnitedHealth Group Incorporated		4
		.00000	52-1597478				Camp Hill Ambulatory Centers		NIA	Camp Hill-SCA Centers, LLC	Influence.....	49.000	UnitedHealth Group Incorporated		5
		.00000	52-1597484				Camp Hill-SCA Centers, LLC	DE	NIA	SC Affiliates, LLC	Ownership.....	100.000	UnitedHealth Group Incorporated		
		.00000	27-3955254				Capital City Medical Group, L.L.C.	LA	NIA	UnitedHealthcare, Inc.	Ownership.....	100.000	UnitedHealth Group Incorporated		
		.00000	46-1981651				Cardio Management, Inc.	DE	NIA	OrthoNet Holdings, Inc.	Ownership.....	100.000	UnitedHealth Group Incorporated		
		.00000	20-8375685				Care Improvement Plus Group Management, LLC	MD	NIA	XLHealth Corporation	Ownership.....	100.000	UnitedHealth Group Incorporated		
..0707	UnitedHealth Group Incorporated	.12558	45-4976934				Care Improvement Plus of Texas Insurance Company	TX	IA	XLHealth Corporation	Ownership.....	100.000	UnitedHealth Group Incorporated		
..0707	UnitedHealth Group Incorporated	.12567	20-3888112				Care Improvement Plus South Central Insurance Company	AR	IA	XLHealth Corporation	Ownership.....	100.000	UnitedHealth Group Incorporated		
..0707	UnitedHealth Group Incorporated	.14041	27-5038136				Care Improvement Plus Wisconsin Insurance Company	WI	IA	XLHealth Corporation	Ownership.....	100.000	UnitedHealth Group Incorporated		
		.00000	98-1328471				Casa de Saúde Santa Therezinha Ltda.	BRA	NIA	Hospital Alvorada de Taguatinga Ltda.	Ownership.....	99.990	UnitedHealth Group Incorporated		2
		.00000	98-1328471				Casa de Saúde Santa Therezinha Ltda.	BRA	NIA	S.A.	Ownership.....	0.000	UnitedHealth Group Incorporated		2
		.00000	82-5207935				Castle Rock SurgiCenter, LLC	CO	NIA	SCA-Castle Rock, LLC	Ownership.....	55.000	UnitedHealth Group Incorporated		2
		.00000	20-5807941				Catalyst360, LLC	DE	NIA	Optum Services, Inc.	Ownership.....	100.000	UnitedHealth Group Incorporated		
		.00000					Catamaran Finance (Ireland) Unlimited Company	IRL	NIA	Catamaran S.á.r.l.	Ownership.....	100.000	UnitedHealth Group Incorporated		
		.00000	98-1069737				Catamaran S.á.r.l.	LUX	NIA	UnitedHealthcare Europe S.á.r.l.	Ownership.....	100.000	UnitedHealth Group Incorporated		
		.00000					CDC Holdings Colombia S.A.S.	COL	NIA	Bordeaux UK Holdings II Limited	Ownership.....	100.000	UnitedHealth Group Incorporated		

SCHEDULE Y
PART 1A - DETAIL OF INSURANCE HOLDING COMPANY SYSTEM

1	2	3	4	5	6	7	8	9	10	11	12	13	14	15	16
Group Code	Group Name	NAIC Company Code	ID Number	Federal RSSD	CIK	Name of Securities Exchange if Publicly Traded (U.S. or International)	Names of Parent, Subsidiaries Or Affiliates	Domi-ciliary Location	Relation-ship to Reporting Entity	Directly Controlled by (Name of Entity/Person)	Type of Control (Ownership, Board, Management, Attorney-in-Fact, Influence, Other)	If Control is Owner-ship Provide Percen-tage	Ultimate Controlling Entity(ies)/Person(s)	Is an SCA Filing Re-quired? (Y/N)	*
		.00000	27-2533497				Cedar Park Surgery Center, LLC	.TX	NIA	SCA Cedar Park Holdings, LLC	Ownership	53.520	UnitedHealth Group Incorporated		2
		.00000	98-1111491				Cemed Care – Empresa de Atendimento Clínico Geral Ltda.	.BRA	NIA	Anil Assistência Médica Internacional S.A.	Ownership	99.990	UnitedHealth Group Incorporated		2
		.00000	98-1111491				Cemed Care – Empresa de Atendimento Clínico Geral Ltda.	.BRA	NIA	Esho – Empresa de Serviços Hospitalares S.A.	Ownership	0.000	UnitedHealth Group Incorporated		2
		.00000	33-0483510				Centers for Family Medicine, GP	.CA	NIA	MHIPA Physician Two Holdco	Influence	0.000	UnitedHealth Group Incorporated		4
		.00000	33-0483510				Centers for Family Medicine, GP	.CA	NIA	MH Physician Three Holdco	Influence	0.000	UnitedHealth Group Incorporated		4
		.00000	98-1448150				Central de Compras SpA	.CHL	NIA	Inversiones Clínicas Santa María S.A.	Ownership	100.000	UnitedHealth Group Incorporated		
		.00000	45-4131797				Central Indiana Care Organization, LLC	.IN	NIA	AHN Target Holdings, LLC	Ownership	100.000	UnitedHealth Group Incorporated		
		.00000	45-5600514				Central Ohio Care Organization, LLC	.OH	NIA	AHN Target Holdings, LLC	Ownership	100.000	UnitedHealth Group Incorporated		
		.00000	30-1080342				CentrifyHealth, LLC	.DE	NIA	UnitedHealth Group Incorporated	Ownership	100.000	UnitedHealth Group Incorporated		
		.00000					CentriHealth UK Limited	.GBR	NIA	CentrifyHealth, LLC	Ownership	100.000	UnitedHealth Group Incorporated		
		.00000					Centro de Entrenamiento en Reanimación y Prevención Limitada (CERP)	.CHL	NIA	Clínica Dávila y Servicios Médicos S.A.	Ownership	99.000	UnitedHealth Group Incorporated		
		.00000					Centro de Entrenamiento en Reanimación y Prevención Limitada (CERP)	.CHL	NIA	Servicios Integrados de Salud Ltda.	Ownership	1.000	UnitedHealth Group Incorporated		
		.00000	98-1450490				Centro de Servicios Compartidos Banmédica S.A.	.CHL	NIA	Banmédica S.A.	Ownership	99.900	UnitedHealth Group Incorporated		1
		.00000					Centro Médico Hospitalar Pitangueiras Ltda.	.BRA	NIA	Esho – Empresa de Serviços Hospitalares S.A.	Ownership	100.000	UnitedHealth Group Incorporated		
		.00000					Centro Médico Hospitalar Pitangueiras Ltda.	.BRA	NIA	Hospital Alvorada de Taguatinga Ltda.	Ownership	0.001	UnitedHealth Group Incorporated		
		.00000	98-1457197				Centro Médico Odontológico Americano S.A.C.	.PER	NIA	Pacifico S.A. Entidad Prestadora de Salud	Ownership	80.000	UnitedHealth Group Incorporated		1
		.00000	98-1310461				Centro Médico PJ Ltda.	.BRA	NIA	Esho – Empresa de Serviços Hospitalares S.A.	Ownership	100.000	UnitedHealth Group Incorporated		
		.00000	98-1310461				Centro Médico PJ Ltda.	.BRA	NIA	Hospital Alvorada de Taguatinga Ltda.	Ownership	0.001	UnitedHealth Group Incorporated		
		.00000	98-1451635				Centromed Quilpué S.A.	.CHL	NIA	Administradora Médica Centromed S.A.	Ownership	93.450	UnitedHealth Group Incorporated		2
		.00000					Centros Médicos y Dentales Multimed Ltda.	.CHL	NIA	Onesa S.A.	Ownership	99.990	UnitedHealth Group Incorporated		
		.00000					Centros Médicos y Dentales Multimed Ltda.	.CHL	NIA	Clínica Dávila y Servicios Médicos S.A.	Ownership	0.010	UnitedHealth Group Incorporated		
		.00000	47-4823023				Centura-SCA Holdings, LLC	.CO	NIA	Surgery Center of Colorado Springs, LLC	Influence	34.760	UnitedHealth Group Incorporated		5
		.00000	46-1454664				Channel Islands Surgicenter Properties, LLC	.DE	NIA	SCA Holding Company, Inc.	Ownership	62.743	UnitedHealth Group Incorporated		2
		.00000	58-1709761				Charleston Surgery Center Limited Partnership	.SC	NIA	SCA-Charleston, LLC	Influence	20.343	UnitedHealth Group Incorporated		5
		.00000	82-3973199				Charleston Surgery Properties, LLC	.DE	NIA	SCA-Charleston, LLC	Ownership	50.850	UnitedHealth Group Incorporated		2
		.00000	56-1449531				Charlotte Surgery Center, LLC	.NC	NIA	Char lotte-SC, LLC	Influence	21.780	UnitedHealth Group Incorporated		5
		.00000	62-1262567				Charlotte-SC, LLC	.DE	NIA	SC Affiliates, LLC	Ownership	100.000	UnitedHealth Group Incorporated		
		.00000	26-2389638				Childrens Surgery Center, LLC	.FL	NIA	SCA-Central Florida, LLC	Ownership	52.202	UnitedHealth Group Incorporated		2
		.00000	98-1093539				ChinaGate (Hong Kong) Limited	.CHN	NIA	Optum, Inc.	Ownership	100.000	UnitedHealth Group Incorporated		2
		.00000	62-1510209				Citrus Regional Surgery Center, L.P.	.TN	NIA	SCA-Citrus, Inc.	Ownership	57.000	UnitedHealth Group Incorporated		2
		.00000	20-3742012				Cleburne Surgical Center, LLC	.TX	NIA	THR-SCA Holdings, LLC	Influence	51.000	UnitedHealth Group Incorporated		5
		.00000	98-1459640				Clínica Alameda S.A.	.CHL	NIA	Vidaintegra S.A.	Ownership	99.841	UnitedHealth Group Incorporated		
		.00000	98-1459640				Clínica Alameda S.A.	.CHL	NIA	Saden S.A.	Ownership	0.159	UnitedHealth Group Incorporated		
		.00000	98-1443171				Clínica Bio Bio S.A.	.CHL	NIA	Inversiones Clínicas Santa María S.A.	Ownership	100.000	UnitedHealth Group Incorporated		
		.00000	98-1442191				Clínica Ciudad del Mar S.A.	.CHL	NIA	Inversiones Clínicas Santa María S.A.	Ownership	100.000	UnitedHealth Group Incorporated		
		.00000	98-1446132				Clínica Dávila y Servicios Médicos S.A.	.CHL	NIA	Banmédica S.A.	Ownership	99.991	UnitedHealth Group Incorporated		
		.00000	98-1446132				Clínica Dávila y Servicios Médicos S.A.	.CHL	NIA	Clínica Santa María S.A.	Ownership	0.009	UnitedHealth Group Incorporated		
		.00000					Clínica del Country S.A.	.COL	NIA	Banmédica Internacional SpA	Ownership	50.000	UnitedHealth Group Incorporated		1
		.00000	98-1350667				Clínica Médico Cirúrgica de Santa Tecla, S.A.	.PRT	NIA	Lusiadas, SGPS, S.A.	Ownership	100.000	UnitedHealth Group Incorporated		
		.00000	98-1337965				Clínica Oftalmologica Danilo de Castro Sociedade Simples	.BRA	NIA	Hospital Alvorada de Taguatinga Ltda.	Ownership	99.660	UnitedHealth Group Incorporated		2
		.00000	98-1337965				Clínica Oftalmologica Danilo de Castro Sociedade Simples	.BRA	NIA	Lotten-Eyes Oftalmologia Clínica e Cirurgica Ltda.	Ownership	0.333	UnitedHealth Group Incorporated		2
		.00000					Clínica San Borja (La Esperanza del Perú S.A.)	.PER	NIA	Pacifico S.A. Entidad Prestadora de Salud	Ownership	99.990	UnitedHealth Group Incorporated		1

SCHEDULE Y
PART 1A - DETAIL OF INSURANCE HOLDING COMPANY SYSTEM

1	2	3	4	5	6	7	8	9	10	11	12	13	14	15	16
Group Code	Group Name	NAIC Company Code	ID Number	Federal RSSD	CIK	Name of Securities Exchange if Publicly Traded (U.S. or International)	Names of Parent, Subsidiaries Or Affiliates	Domi-ciliary Location	Relation-ship to Reporting Entity	Directly Controlled by (Name of Entity/Person)	Type of Control (Ownership, Board, Management, Attorney-in-Fact, Influence, Other)	If Control is Owner-ship Provide Percen-tage	Ultimate Controlling Entity(ies)/Person(s)	Is an SCA Filing Re-quired? (Y/N)	*
		.00000	98-1462343				Clínica San Felipe S.A.	.PER	NIA	Pacífico S.A. Entidad Prestadora de Salud	Ownership	93.740	UnitedHealth Group Incorporated		1
		.00000	98-1455936				Clínica Sánchez Ferrer S.A.	.PER	NIA	Pacífico S.A. Entidad Prestadora de Salud	Ownership	99.990	UnitedHealth Group Incorporated		1
		.00000	98-1442754				Clínica Santa María S.A.	.CHL	NIA	Banmédica S.A.	Ownership	99.433	UnitedHealth Group Incorporated		2
		.00000	98-1442745				Clínica Vespucio S.A.	.CHL	NIA	Inversiones Clínicas Santa María S.A.	Ownership	100.000	UnitedHealth Group Incorporated		
		.00000	20-2236024				Clinton Partners, LLC	.MI	NIA	HFHS-SCA Holdings, LLC	Influence	51.790	UnitedHealth Group Incorporated		5
		.00000	98-1350671				CLISA – Clínica de Santo Antônio, S.A.	.PRT	NIA	Lusiadas, SGPS, S.A.	Ownership	100.000	UnitedHealth Group Incorporated		
		.00000	98-1337968				CMO – Centro Médico de Oftalmologia S/S Ltda.	.BRA	NIA	Hospital Alvorada de Taguatinga Ltda.	Ownership	99.000	UnitedHealth Group Incorporated		
		.00000	98-1337968				CMO – Centro Médico de Oftalmologia S/S Ltda.	.BRA	NIA	Lotten-Eyes Oftalmologia Clinica e Cirurgica Ltda.	Ownership	1.000	UnitedHealth Group Incorporated		
		.00000	98-1277015				CMS – Central de Manipulação e Serviços Farmacêuticos S.A.	.BRA	NIA	COI – Clínicas Oncológicas Integradas S.A.	Ownership	100.000	UnitedHealth Group Incorporated		
		.00000	71-0873411				CNIC Health Solutions, Inc.	.CO	NIA	Rocky Mountain Health Maintenance Organization, Incorporated	Ownership	100.000	UnitedHealth Group Incorporated		
		.00000	56-2674371				Coachella Valley Physicians of PrimeCare, Inc.	.CA	NIA	PrimeCare of Riverside, Inc.	Ownership	100.000	UnitedHealth Group Incorporated		
		.00000	27-1193028				Coalition for Advanced Pharmacy Services, Inc.	.DE	NIA	OptumRx Health Solutions, LLC	Ownership	93.266	UnitedHealth Group Incorporated		
		.00000	27-1193028				Coalition for Advanced Pharmacy Services, Inc.	.DE	NIA	OptumRx PBM of Maryland, LLC	Ownership	5.341	UnitedHealth Group Incorporated		
		.00000	27-1193028				Coalition for Advanced Pharmacy Services, Inc.	.DE	NIA	Optum Hospice Pharmacy Services, LLC	Ownership	1.277	UnitedHealth Group Incorporated		
		.00000	27-1193028				Coalition for Advanced Pharmacy Services, Inc.	.DE	NIA	OptumRx Home Delivery of Ohio, LLC	Ownership	0.116	UnitedHealth Group Incorporated		
		.00000	98-1276040				COI – Clínicas Oncológicas Integradas S.A.	.BRA	NIA	COI Participações S.A.	Ownership	100.000	UnitedHealth Group Incorporated		
		.00000	98-1275801				COI Participações S.A.	.BRA	NIA	Esho – Empresa de Serviços Hospitalares S.A.	Ownership	89.102	UnitedHealth Group Incorporated		2
		.00000	27-2337616				Collaborative Care Holdings, LLC	.DE	NIA	OptumHealth Holdings, LLC	Ownership	100.000	UnitedHealth Group Incorporated		
		.00000	27-2337487				Collaborative Care Services, Inc.	.DE	NIA	Collaborative Care Holdings, LLC	Ownership	100.000	UnitedHealth Group Incorporated		
		.00000	45-2614005				Collaborative Realty, LLC	.NY	NIA	Collaborative Care Holdings, LLC	Ownership	100.000	UnitedHealth Group Incorporated		
		.00000					Colmedica Medicina Prepagada	.COL	NIA	Banmédica S.A.	Ownership	76.270	UnitedHealth Group Incorporated		
		.00000	84-1160450				Colorado Springs Surgery Center, Ltd.	.CO	NIA	SCA-Colorado Springs, LLC	Ownership	95.000	UnitedHealth Group Incorporated		2
		.00000	11-3647007				Comfort Care Transportation, LLC	.TX	NIA	WellMed Medical Management, Inc.	Ownership	100.000	UnitedHealth Group Incorporated		
		.00000	06-1592173				Connecticut Surgery Center, Limited Partnership	.CT	NIA	Connecticut Surgical Center, LLC	Ownership	51.000	UnitedHealth Group Incorporated		2
		.00000	26-1313646				Connecticut Surgery Properties, LLC	.DE	NIA	Connecticut Surgical Center, LLC	Ownership	100.000	UnitedHealth Group Incorporated		
		.00000	06-1156342				Connecticut Surgical Center, LLC	.DE	NIA	Surgical Care Affiliates, LLC	Ownership	67.160	UnitedHealth Group Incorporated		2
		.00000	98-1448720				Construtora e Imobiliária Magapoq S.A.	.CHL	NIA	Banmédica S.A.	Ownership	99.900	UnitedHealth Group Incorporated		
		.00000	98-1448720				Construtora e Imobiliária Magapoq S.A.	.CHL	NIA	Imobiliária Apoquindo 3600 Ltda.	Ownership	0.100	UnitedHealth Group Incorporated		
		.00000	20-0231080				Consumer Wellness Solutions, Inc.	.DE	NIA	Optum Services, Inc.	Ownership	100.000	UnitedHealth Group Incorporated		
		.00000	20-2595593				Corpus Christi Endoscopy Center, L.L.P.	.TX	NIA	SCA Pacific Holdings, Inc.	Influence	18.500	UnitedHealth Group Incorporated		5
		.00000					Country Scan Ltda.	.COL	NIA	Patrimonio Autónomo Nueva Clínica – PANC.	Ownership	51.800	UnitedHealth Group Incorporated		
		.00000	26-0080565				Cypress Care, Inc.	.DE	NIA	Healthcare Solutions, Inc.	Ownership	100.000	UnitedHealth Group Incorporated		
		.00000	63-1263704				Danbury Surgical Center, L.P.	.GA	NIA	SCA Danbury Surgical Center, LLC	Ownership	50.419	UnitedHealth Group Incorporated		2
		.00000					David Moen, M.D. P.C.	.NY	NIA	Orthology, Inc.	Influence	0.000	UnitedHealth Group Incorporated		4
		.00000	45-2980022				David R. Ferrell, M.D., P.C.	.NV	NIA	Physician(s) owned	Influence	0.000	UnitedHealth Group Incorporated		4
		.00000					Day-Op Center of Long Island Inc.	.NY	NIA	Physician(s) owned	Influence	0.000	UnitedHealth Group Incorporated		4
		.00000					Day-Op Surgery Consulting Company, LLC	.DE	NIA	ProHEALTH Medical Management, LLC	Ownership	100.000	UnitedHealth Group Incorporated		
		.00000	52-1811176				DBP Services of New York IPA, Inc.	.NY	NIA	Dental Benefit Providers, Inc.	Ownership	100.000	UnitedHealth Group Incorporated		
		.00000	52-1452809				Dental Benefit Providers of California, Inc.	.CA	IA	Dental Benefit Providers, Inc.	Ownership	100.000	UnitedHealth Group Incorporated		
.0707	UnitedHealth Group Incorporated	.52053	36-4008355				Dental Benefit Providers of Illinois, Inc.	.IL	IA	Dental Benefit Providers, Inc.	Ownership	100.000	UnitedHealth Group Incorporated		
		.00000	41-2014834				Dental Benefit Providers, Inc.	.DE	NIA	United HealthCare Services, Inc.	Ownership	100.000	UnitedHealth Group Incorporated		
		.00000	47-0926556				Denton Surgery Center, LLC	.TX	NIA	THR-SCA Holdings, LLC	Influence	63.995	UnitedHealth Group Incorporated		5

SCHEDULE Y
PART 1A - DETAIL OF INSURANCE HOLDING COMPANY SYSTEM

1	2	3	4	5	6	7	8	9	10	11	12	13	14	15	16
Group Code	Group Name	NAIC Company Code	ID Number	Federal RSSD	CIK	Name of Securities Exchange if Publicly Traded (U.S. or International)	Names of Parent, Subsidiaries Or Affiliates	Domi-ciliary Location	Relation-ship to Reporting Entity	Directly Controlled by (Name of Entity/Person)	Type of Control (Ownership, Board, Management, Attorney-in-Fact, Influence, Other)	If Control is Ownership Provide Percentage	Ultimate Controlling Entity(ies)/Person(s)	Is an SCA Filing Re-quired? (Y/N)	*
		.00000	82-1436601				Derry Surgical Center, LLC	.NH	NIA	SCA-Derry, LLC	Ownership	71.000	UnitedHealth Group Incorporated		2
		.00000	98-1460401				Diagnóstico Ecotomográfico Centromed Ltda.	.CHL	NIA	Administradora Médica Centromed S.A.	Ownership	50.000	UnitedHealth Group Incorporated		
		.00000	98-1460347				Diasnóstico por Imágenes Centromed Ltda.	.CHL	NIA	Administradora Médica Centromed S.A.	Ownership	93.340	UnitedHealth Group Incorporated		
		.00000	98-1460347				Diasnóstico por Imágenes Centromed Ltda.	.CHL	NIA	Centromed Quipué S.A.	Ownership	6.660	UnitedHealth Group Incorporated		
		.00000	33-0292435				Digestive Disease Center, L.P.	.CA	NIA	Beach Surgical Holdings LLC	Influence	51.000	UnitedHealth Group Incorporated		5
		.00000	98-1285762				Dilab Medicina Nuclear Ltda.	.BRA	NIA	Esho – Empresa de Serviços Hospitalares S.A.	Ownership	95.000	UnitedHealth Group Incorporated		2
		.00000	30-0238641				Distance Learning Network, Inc.	.DE	NIA	OptumHealth Holdings, LLC	Ownership	100.000	UnitedHealth Group Incorporated		
		.00000					Doctor + S.A.C.	.PER	NIA	Pacífico S.A. Entidad Prestadora de Salud	Ownership	99.900	UnitedHealth Group Incorporated		1
		.00000	82-5264853				Dry Creek Surgery Center, LLC	.CO	NIA	SCA-DRY CREEK, LLC	Ownership	55.000	UnitedHealth Group Incorporated		2
		.00000	82-5181311				DTC Surgery Center, LLC	.CO	NIA	SCA-DTC Holdings, LLC	Ownership	55.000	UnitedHealth Group Incorporated		2
		.00000	27-2103713				Dublin Surgery Center, LLC	.OH	NIA	SCA-Dublin, LLC	Ownership	53.657	UnitedHealth Group Incorporated		2
		.00000					Duncan Printing Services, LLC	.SC	NIA	UnitedHealthcare Insurance Company	Ownership	100.000	UnitedHealth Group Incorporated		
		.00000	04-3106404				Durable Medical Equipment, Inc.	.MA	NIA	Physician(s) owned	Influence	0.000	UnitedHealth Group Incorporated		4
		.00000	59-3625966				DWIC of Tampa Bay, Inc.	.FL	NIA	MedExpress Development, LLC	Ownership	100.000	UnitedHealth Group Incorporated		
		.00000	59-3705426				E Street Endoscopy, LLC	.FL	NIA	West Coast Endoscopy Holdings, LLC	Ownership	51.000	UnitedHealth Group Incorporated		2
		.00000	95-4660712				Ear Professionals International Corporation	.DE	NIA	Specialty Benefits, LLC	Ownership	100.000	UnitedHealth Group Incorporated		
		.00000	02-0593133				East Brunswick Surgery Center, LLC	.NJ	NIA	ASC Holdings of New Jersey, LLC	Ownership	51.000	UnitedHealth Group Incorporated		2
		.00000	71-0923682				eCode Solutions, LLC	.DE	NIA	Surgical Care Affiliates, LLC	Ownership	100.000	UnitedHealth Group Incorporated		
		.00000	84-1162764				Electronic Network Systems, Inc.	.DE	NIA	OptumInsight, Inc.	Ownership	100.000	UnitedHealth Group Incorporated		
		.00000	98-1339173				Elual Participações S.A.	.BRA	NIA	Anil Assistência Médica Internacional S.A.	Ownership	60.000	UnitedHealth Group Incorporated		
		.00000	98-1339173				Elual Participações S.A.	.BRA	NIA	Esho – Empresa de Serviços Hospitalares S.A.	Ownership	40.000	UnitedHealth Group Incorporated		
		.00000					Empire Physician Management Company, LLC	.CA	NIA	North American Medical Management California, Inc.	Ownership	100.000	UnitedHealth Group Incorporated		
		.00000	33-0181426				Empire Physicians' Medical Group, Inc.	.CA	NIA	NAMM Medical Group Holdings, Inc.	Influence	100.000	UnitedHealth Group Incorporated		5
		.00000	26-4682368				Employers' Health Choice PPO, Inc.	.AR	NIA	HealthSCOPE Benefits, Inc.	Ownership	50.000	UnitedHealth Group Incorporated		2
		.00000					Empremédica S. A.	.PER	NIA	Banmedica S.A.	Ownership	99.990	UnitedHealth Group Incorporated		1
		.00000	47-3495605				Endoscopy Center Affiliates, Inc.	.DE	NIA	National Surgery Centers, LLC	Ownership	100.000	UnitedHealth Group Incorporated		
		.00000					EP Campus I, LLC	.DE	NIA	UnitedHealthcare Insurance Company	Ownership	100.000	UnitedHealth Group Incorporated		
		.00000					Esho – Empresa de Serviços Hospitalares S.A.	.BRA	NIA	Anil Assistência Médica Internacional S.A.	Ownership	99.667	UnitedHealth Group Incorporated		2
		.00000					Etho – Empresa de Tecnologia Hospitalar Ltda.	.BRA	NIA	Anil Assistência Médica Internacional S.A.	Ownership	90.060	UnitedHealth Group Incorporated		2
		.00000	98-1122399				Evercare Collaborative Solutions, Inc.	.DE	NIA	Ovations, Inc.	Ownership	100.000	UnitedHealth Group Incorporated		
		.00000	98-1111239				Excellion Serviços Biomédicos Ltda.	.BRA	NIA	Esho – Empresa de Serviços Hospitalares S.A.	Ownership	99.990	UnitedHealth Group Incorporated		2
		.00000	98-1111239				Excellion Serviços Biomédicos Ltda.	.BRA	NIA	Cemed Care – Empresa de Atendimento Clínico Geral Ltda.	Ownership	0.000	UnitedHealth Group Incorporated		2
		.00000	20-0087132				Excelsior Insurance Brokerage, Inc.	.DE	NIA	HealthMarkets Insurance Agency, Inc.	Ownership	100.000	UnitedHealth Group Incorporated		
		.00000	11-3669765				Executive Health Resources, Inc.	.PA	NIA	OptumInsight, Inc.	Ownership	100.000	UnitedHealth Group Incorporated		
		.00000	30-0701899				Executive Surgery Center, LLC	.TX	NIA	SCA-Houston Executive, LLC	Ownership	54.090	UnitedHealth Group Incorporated		2
		.00000	98-1259260				Exploration for Mine Clearance LLC	.IRQ	NIA	UnitedHealthcare Global Medical (UK) Limited	Ownership	100.000	UnitedHealth Group Incorporated		
		.00000	88-0223385				Family Health Care Services	.NV	NIA	Sierra Health Services, Inc.	Ownership	100.000	UnitedHealth Group Incorporated		
		.00000	88-0257036				Family Home Hospice, Inc.	.NV	NIA	Sierra Health Services, Inc.	Ownership	100.000	UnitedHealth Group Incorporated		
		.00000	56-1754482				Fayetteville Ambulatory Surgery Center, L.P.	.NC	NIA	NSC Fayetteville, LLC	Influence	46.244	UnitedHealth Group Incorporated		5
		.00000	62-1551098				Florence Surgery Center, L.P.	.TN	NIA	SCA-Florence, LLC	Influence	30.000	UnitedHealth Group Incorporated		5
		.00000	32-0432993				Florida MedTrans Network LLC	.FL	NIA	Florida MedTrans Network MSO LLC	Ownership	100.000	UnitedHealth Group Incorporated		
		.00000	36-4778512				Florida MedTrans Network MSO LLC	.FL	NIA	Metropolitan Medical Transportation IPA, LLC	Ownership	100.000	UnitedHealth Group Incorporated		
		.00000	35-2456267				FMG Holdings, LLC	.DE	NIA	UnitedHealth Group Incorporated	Ownership	98.710	UnitedHealth Group Incorporated		

SCHEDULE Y
PART 1A - DETAIL OF INSURANCE HOLDING COMPANY SYSTEM

1	2	3	4	5	6	7	8	9	10	11	12	13	14	15	16
Group Code	Group Name	NAIC Company Code	ID Number	Federal RSSD	CIK	Name of Securities Exchange if Publicly Traded (U.S. or International)	Names of Parent, Subsidiaries Or Affiliates	Domi-ciliary Location	Relation-ship to Reporting Entity	Directly Controlled by (Name of Entity/Person)	Type of Control (Ownership, Board, Management, Attorney-in-Fact, Influence, Other)	If Control is Owner-ship Provide Percen-tage	Ultimate Controlling Entity(ies)/Person(s)	Is an SCA Filing Re-quired? (Y/N)	*
		.00000	35-2456267				FMG Holdings, LLC	.DE	NIA	Hygeia Corporation	Ownership	1.290	UnitedHealth Group Incorporated		
		.00000	86-0908902				For Health of Arizona, Inc.	.AZ	NIA	For Health, Inc.	Ownership	100.000	UnitedHealth Group Incorporated		
		.00000	33-0766617				For Health, Inc.	.DE	NIA	Inspiris, Inc.	Ownership	100.000	UnitedHealth Group Incorporated		
		.00000	68-0088542				Fort Sutter Medical Building, a California Limited Partnership	.CA	NIA	Surgery Centers-West Holdings, LLC	Influence	4.500	UnitedHealth Group Incorporated		.5
		.00000	77-0368346				Fort Worth Endoscopy Centers, LLC	.TX	NIA	THR-SCA Holdings, LLC	Influence	51.000	UnitedHealth Group Incorporated		.5
		.00000	27-0695411				Fortify Technologies, LLC	.MN	NIA	Savvysherpa, LLC	Ownership	100.000	UnitedHealth Group Incorporated		
		.00000	20-3412606				Franklin Surgical Center, LLC	.NJ	NIA	SCA-Franklin, LLC	Ownership	54.290	UnitedHealth Group Incorporated		.2
		.00000	82-3453993				Freeway Surgicenter of Houston, LLC	.TX	NIA	SCA-Freeway Holdings, LLC	Ownership	59.320	UnitedHealth Group Incorporated		.2
		.00000	98-1172769				Frontier Medex Tanzania Limited	.TZA	NIA	UnitedHealthcare Global Medical (UK) Limited	Ownership	99.000	UnitedHealth Group Incorporated		.2
		.00000	68-0679514				FrontierMEDEX (RMS), Inc.	.DE	NIA	FMG Holdings, LLC	Ownership	100.000	UnitedHealth Group Incorporated		
		.00000	45-5339512				FrontierMEDEX Government Services, LLC	.DE	NIA	FMG Holdings, LLC	Ownership	100.000	UnitedHealth Group Incorporated		
		.00000	98-1147103				FrontierMEDEX Kenya Limited	.KEN	NIA	UnitedHealthcare Global Medical (UK) Limited	Ownership	99.900	UnitedHealth Group Incorporated		
		.00000	98-1147103				FrontierMEDEX Kenya Limited	.KEN	NIA	UnitedHealthcare International I B.V.	Ownership	0.100	UnitedHealth Group Incorporated		
		.00000	98-1101521				FrontierMEDEX Limited	.IRQ	NIA	UnitedHealthcare Global Medical (UK) Limited	Ownership	100.000	UnitedHealth Group Incorporated		
		.00000	33-1219808				FrontierMEDEX US, Inc.	.DE	NIA	FMG Holdings, LLC	Ownership	100.000	UnitedHealth Group Incorporated		
		.00000	52-2230470				FrontierMEDEX, Inc.	.MN	NIA	FrontierMEDEX US, Inc.	Ownership	100.000	UnitedHealth Group Incorporated		
		.00000					Fundación Banmédica	.CHL	NIA	Banmédica S.A.	Ownership	100.000	UnitedHealth Group Incorporated		
		.00000	63-0833765				Gadsden Surgery Center, LLC	.DE	NIA	SC Affiliates, LLC	Ownership	100.000	UnitedHealth Group Incorporated		
		.00000	62-1488653				Gadsden Surgery Center, Ltd.	.AL	NIA	Gadsden Surgery Center, LLC	Ownership	58.500	UnitedHealth Group Incorporated		.2
		.00000	62-1600268				Gainesville Surgery Center, L.P.	.TN	NIA	SCA-Northeast Georgia Health, LLC	Ownership	87.000	UnitedHealth Group Incorporated		.2
		.00000					Gainesville Surgery Properties, LLC	.DE	NIA	Gainesville Surgery Center, L.P.	Ownership	100.000	UnitedHealth Group Incorporated		
		.00000	46-1615328				Geisinger-SCA Holdings, LLC	.DE	NIA	SCA Pennsylvania Holdings, LLC	Influence	49.000	UnitedHealth Group Incorporated		.5
		.00000	27-0556097				Genoa Healthcare LLC	.PA	NIA	Specialized Pharmaceuticals, Inc.	Ownership	100.000	UnitedHealth Group Incorporated		
		.00000	47-3851949				Genoa Healthcare, Inc.	.DE	NIA	OptumRx Holdings, LLC	Ownership	100.000	UnitedHealth Group Incorporated		
		.00000	20-5009764				Genoa of Arkansas, LLC	.AR	NIA	Genoa Healthcare LLC	Ownership	100.000	UnitedHealth Group Incorporated		
		.00000					Genoa Technology (Canada) Inc.	.CAN	NIA	Genoa Technology, Inc.	Ownership	100.000	UnitedHealth Group Incorporated		
		.00000	38-4034308				Genoa Technology, Inc.	.DE	NIA	Genoa Healthcare LLC	Ownership	100.000	UnitedHealth Group Incorporated		
		.00000	45-3010132				Genoa Telepsychiatry, Inc.	.DE	NIA	Genoa Healthcare LLC	Ownership	100.000	UnitedHealth Group Incorporated		
		.00000	81-4703295				Genoa, QoL Wholesale, LLC	.DE	NIA	Genoa Healthcare LLC	Ownership	100.000	UnitedHealth Group Incorporated		
		.00000	37-0920164				gethealthinsurance.com Agency Inc.	.IN	NIA	Golden Rule Financial Corporation	Ownership	100.000	UnitedHealth Group Incorporated		
		.00000	65-1025514				Gladliolus Surgery Center, LLC	.FL	NIA	SCA-Gladliolus, LLC	Influence	45.981	UnitedHealth Group Incorporated		.5
		.00000	47-3495605				GLBESC, LLC	.DE	NIA	Beach Surgical Holdings LLC	Influence	51.280	UnitedHealth Group Incorporated		.5
		.00000	33-0595220				Glenwood Surgical Center, L.P.	.CA	NIA	Glenwood-SC, Inc.	Ownership	56.730	UnitedHealth Group Incorporated		.2
		.00000	62-1601450				Glenwood-SC, Inc.	.TN	NIA	SC Affiliates, LLC	Ownership	100.000	UnitedHealth Group Incorporated		
		.00000	98-1260839				GLGC Medical Ltd.	.CAN	NIA	UnitedHealthcare Global Canada Limited	Influence	49.000	UnitedHealth Group Incorporated		.5
		.00000	20-3420886				Golden Outlook, Inc.	.CA	NIA	Collaborative Care Holdings, LLC	Ownership	100.000	UnitedHealth Group Incorporated		
		.00000	37-0855360				Golden Rule Financial Corporation	.DE	NIA	UnitedHealth Group Incorporated	Ownership	100.000	UnitedHealth Group Incorporated		
.0707	UnitedHealth Group Incorporated	.62286	37-6028756	3057283			Golden Rule Insurance Company	.IN	IA	Golden Rule Financial Corporation	Ownership	100.000	UnitedHealth Group Incorporated		
		.00000	33-0529450				Golden Triangle Surgicenter, L.P.	.CA	NIA	Surgery Centers-West Holdings, LLC	Ownership	72.000	UnitedHealth Group Incorporated		.2
		.00000	52-1597483				Grandview Surgery Center, LTD.	.PA	NIA	Camp Hill Ambulatory Centers	Influence	41.993	UnitedHealth Group Incorporated		.5
		.00000	93-1237063				GRANTS PASS SURGERY CENTER, LLC	.OR	NIA	SCA-GRANTS PASS, LLC	Ownership	51.000	UnitedHealth Group Incorporated		.2
		.00000					Grapevine Finance LLC	.DE	NIA	HealthMarkets, LLC	Ownership	100.000	UnitedHealth Group Incorporated		
		.00000	81-4648930				Greater New Haven ASC, LLC	.CT	NIA	SCA-Handen, LLC	Influence	20.830	UnitedHealth Group Incorporated		.5
		.00000	27-2337725				Greater Phoenix Collaborative Care, P.C.	.AZ	NIA	Physician(s) owned	Influence	0.000	UnitedHealth Group Incorporated		.4
		.00000	27-2337725				Greater Phoenix Collaborative Care, P.C.	.AZ	NIA	Collaborative Care Holdings, LLC	Influence	0.000	UnitedHealth Group Incorporated		.4
		.00000	36-4053840				Greensboro Specialty Surgery Center, LLC	.NC	NIA	NSC Greensboro West, LLC	Influence	50.100	UnitedHealth Group Incorporated		.5
		.00000	74-2411643				Greenville Surgery Center, LLC	.TX	NIA	THR-SCA Holdings, LLC	Influence	57.500	UnitedHealth Group Incorporated		.5
		.00000	33-0749339				Grossmont Surgery Center, L.P.	.CA	NIA	Medical Surgical Centers of America, Inc.	Influence	33.280	UnitedHealth Group Incorporated		.5
		.00000	33-0749339				Grossmont Surgery Center, L.P.	.CA	NIA	SunSurgery, LLC	Influence	1.000	UnitedHealth Group Incorporated		.5
		.00000	01-0619096				Grove Place Surgery Center, L.L.C.	.FL	NIA	SCA-Grove Place, LLC	Ownership	52.580	UnitedHealth Group Incorporated		.2

SCHEDULE Y
PART 1A - DETAIL OF INSURANCE HOLDING COMPANY SYSTEM

1	2	3	4	5	6	7	8	9	10	11	12	13	14	15	16
Group Code	Group Name	NAIC Company Code	ID Number	Federal RSSD	CIK	Name of Securities Exchange if Publicly Traded (U.S. or International)	Names of Parent, Subsidiaries Or Affiliates	Domi-ciliary Location	Relation-ship to Reporting Entity	Directly Controlled by (Name of Entity/Person)	Type of Control (Ownership, Board, Management, Attorney-in-Fact, Influence, Other)	If Control is Owner-ship Provide Percen-tage	Ultimate Controlling Entity(ies)/Person(s)	Is an SCA Filing Re-quired? (Y/N)	*
0707	UnitedHealth Group Incorporated	00000	98-0213198				H&W Indemnity (SPC), Ltd.	CYM	NIA	UnitedHealth Group Incorporated	Ownership	100.000	UnitedHealth Group Incorporated		
		00000	26-1227494				H.I. Investments Holding Company, LLC	DE	NIA	Health Inventures, LLC	Ownership	100.000	UnitedHealth Group Incorporated		
		79480	35-1279304				Harken Health Insurance Company	WI	IA	UnitedHealthcare, Inc.	Ownership	100.000	UnitedHealth Group Incorporated		
0707	UnitedHealth Group Incorporated	00000	58-2065044				Hawthorn Place Outpatient Surgery Center, L.P.	GA	NIA	SHC Hawthorn, Inc.	Influence	38.000	UnitedHealth Group Incorporated		5
		00000	27-4579547				Hays Surgery Center, LLC	TX	NIA	SCA Hays Holdings, LLC	Influence	27.270	UnitedHealth Group Incorporated		5
		00000	27-0549481				hCentive, Inc.	DE	NIA	Optum Government Solutions, Inc.	Ownership	100.000	UnitedHealth Group Incorporated		
		00000	20-5944768				Health Inventures Employment Solutions, LLC	DE	NIA	Health Inventures, LLC	Ownership	100.000	UnitedHealth Group Incorporated		
		00000	04-3723090				Health Inventures, LLC	DE	NIA	SC Affiliates, LLC	Ownership	100.000	UnitedHealth Group Incorporated		
		00000	98-0153069				Health Net Services (Cayman) PIC	CYM	NIA	H&W Indemnity (SPC), Ltd.	Ownership	100.000	UnitedHealth Group Incorporated		
		96342	88-0201035				Health Plan of Nevada, Inc.	NV	IA	Sierra Health Services, Inc.	Ownership	100.000	UnitedHealth Group Incorporated		
		00000	95-4763349				HealthAllies, Inc.	DE	NIA	OptumHealth Holdings, LLC	Ownership	100.000	UnitedHealth Group Incorporated		
		00000	77-0693060				Healthcare Solutions, Inc.	DE	NIA	OptumRx Administrative Services, LLC	Ownership	100.000	UnitedHealth Group Incorporated		
		00000	20-3349887				HealthEast Surgery Center-Maplewood, LLC	MN	NIA	H.I. Investments Holding Company, LLC	Influence	25.962	UnitedHealth Group Incorporated		5
		00000					HealthFirst IPA, Inc.	CO	NIA	New West Physicians, Inc.	Ownership	100.000	UnitedHealth Group Incorporated		
		00000	47-2570595				HealthMarkets Group, Inc.	DE	NIA	HealthMarkets, LLC	Ownership	100.000	UnitedHealth Group Incorporated		
		00000	27-0277771				HealthMarkets Insurance Agency, Inc.	DE	NIA	HealthMarkets Group, Inc.	Ownership	100.000	UnitedHealth Group Incorporated		
		00000	81-3774112				HealthMarkets NewCo, Inc.	DE	NIA	HealthMarkets, Inc.	Ownership	100.000	UnitedHealth Group Incorporated		
		00000	46-1131431				HealthMarkets Services, Inc.	DE	NIA	HealthMarkets Group, Inc.	Ownership	100.000	UnitedHealth Group Incorporated		
		00000	75-2044750	4346649			HealthMarkets, Inc.	DE	NIA	Golden Rule Financial Corporation	Ownership	100.000	UnitedHealth Group Incorporated		
		00000					HealthMarkets, LLC	DE	NIA	HealthMarkets, Inc.	Ownership	100.000	UnitedHealth Group Incorporated		
		00000	71-0847266				HealthSCOPE Benefits, Inc.	DE	NIA	HealthSCOPE Holdings, Inc.	Ownership	100.000	UnitedHealth Group Incorporated		
		00000	47-1409110				HealthSCOPE Holdings, Inc.	DE	NIA	UMR, Inc.	Ownership	100.000	UnitedHealth Group Incorporated		
		00000	98-1443161				Help S.A.	CHL	NIA	Banmedica S.A.	Ownership	100.000	UnitedHealth Group Incorporated		
		00000					Help Service S.A.	CHL	NIA	Banmedica S.A.	Ownership	100.000	UnitedHealth Group Incorporated		
		00000					Hemonefro – Hemodiálise e Nefrologia Ltda	BRA	NIA	S.A. – Empresa de Serviços Hospitalares	Influence	28.500	UnitedHealth Group Incorporated		5
		00000	46-5291602				HFHS-SCA Holdings, LLC	MI	NIA	SC Affiliates, LLC	Influence	49.000	UnitedHealth Group Incorporated		5
		00000	84-1472832				Highlands Ranch Healthcare, LLC	CO	NIA	Urgent Care MSO, LLC	Ownership	100.000	UnitedHealth Group Incorporated		
		00000					HMI NewCo, LLC	DE	NIA	HealthMarkets NewCo, Inc.	Ownership	100.000	UnitedHealth Group Incorporated		
		00000	98-1452260				Home Medical S.A.	CHL	NIA	Help S.A.	Ownership	99.998	UnitedHealth Group Incorporated		
		00000	98-1452260				Home Medical S.A.	CHL	NIA	Saden S.A.	Ownership	0.002	UnitedHealth Group Incorporated		
		00000					Homecare Dimensions of Florida, Inc.	TX	NIA	WellMed Networks, Inc.	Influence	0.000	UnitedHealth Group Incorporated		4
		00000					Homecare Dimensions, Inc.	TX	NIA	WellMed Networks, Inc.	Influence	0.000	UnitedHealth Group Incorporated		4
		00000	20-8910978				Hospice Inspiris Holdings, Inc.	TN	NIA	Inspiris, Inc.	Ownership	100.000	UnitedHealth Group Incorporated		
		00000	98-1286038				Hospitais Associados de Pernambuco Ltda.	BRA	NIA	Esho – Empresa de Serviços Hospitalares S.A.	Ownership	100.000	UnitedHealth Group Incorporated		
		00000					Hospital Alvorada de Taguatinga Ltda.	BRA	NIA	Anil Assistência Médica Internacional S.A.	Ownership	82.595	UnitedHealth Group Incorporated		2
		00000					Hospital Alvorada de Taguatinga Ltda.	BRA	NIA	Bosque Medical Center Ltda.	Ownership	9.310	UnitedHealth Group Incorporated		2
		00000					Hospital Alvorada de Taguatinga Ltda.	BRA	NIA	Hospital Samaritano de São Paulo Ltda.	Ownership	8.094	UnitedHealth Group Incorporated		2
		00000	98-1389272				Hospital Ana Costa S.A.	BRA	NIA	Piano de Saúde Ana Costa Ltda.	Ownership	99.520	UnitedHealth Group Incorporated		2
		00000	98-1389272				Hospital Ana Costa S.A.	BRA	NIA	Hospital Alvorada de Taguatinga Ltda.	Ownership	0.376	UnitedHealth Group Incorporated		2
		00000	98-1310065				Hospital de Clínicas de Jacarepaguá Ltda.	BRA	NIA	Esho – Empresa de Serviços Hospitalares S.A.	Ownership	100.000	UnitedHealth Group Incorporated		
		00000	98-1310065				Hospital de Clínicas de Jacarepaguá Ltda.	BRA	NIA	Cemed Care – Empresa de Atendimento Clínico Geral Ltda.	Ownership	0.000	UnitedHealth Group Incorporated		
		00000	98-1328324				Hospital Samaritano de São Paulo Ltda.	BRA	NIA	Esho – Empresa de Serviços Hospitalares S.A.	Ownership	99.990	UnitedHealth Group Incorporated		2
		00000	98-1328324				Hospital Samaritano de São Paulo Ltda.	BRA	NIA	Amico Saúde Ltda.	Ownership	0.000	UnitedHealth Group Incorporated		2
		00000	98-1332673				Hospital Santa Helena S.A.	BRA	NIA	Elual Participações S.A.	Ownership	65.210	UnitedHealth Group Incorporated		2
		00000	98-1332673				Hospital Santa Helena S.A.	BRA	NIA	S.A.	Ownership	33.600	UnitedHealth Group Incorporated		2
		00000	26-2912304				Humedica, Inc.	DE	NIA	United HealthCare Services, Inc.	Ownership	100.000	UnitedHealth Group Incorporated		

SCHEDULE Y
PART 1A - DETAIL OF INSURANCE HOLDING COMPANY SYSTEM

1	2	3	4	5	6	7	8	9	10	11	12	13	14	15	16
Group Code	Group Name	NAIC Company Code	ID Number	Federal RSSD	CIK	Name of Securities Exchange if Publicly Traded (U.S. or International)	Names of Parent, Subsidiaries Or Affiliates	Domi-ciliary Location	Relation-ship to Reporting Entity	Directly Controlled by (Name of Entity/Person)	Type of Control (Ownership, Board, Management, Attorney-in-Fact, Influence, Other)	If Control is Owner-ship Provide Percen-tage	Ultimate Controlling Entity(ies)/Person(s)	Is an SCA Filing Re-quired? (Y/N)	*
		.00000	36-4331825				Hygeia Corporation	.DE	NIA	UnitedHealth International, Inc.	Ownership	100.000	UnitedHealth Group Incorporated		
		.00000	98-1106075				Hygeia Corporation (Ontario)	.CAN	NIA	UnitedHealth Group International L.P.	Ownership	100.000	UnitedHealth Group Incorporated		
		.00000	45-4148032				IEC Holdings, LLC	.IN	NIA	SCA IEC Holdings, LLC	Influence	49.000	UnitedHealth Group Incorporated		5
		.00000	82-1341098				Illinois Independent Care Network	.DE	NIA	Surgical Care Affiliates, LLC	Ownership	100.000	UnitedHealth Group Incorporated		
		.00000	98-1122694				Imed Star – Serviços de Desempenho Organizacional Ltda.	.BRA	NIA	Optum Health & Technology Serviços do Brasil Ltda.	Ownership	100.000	UnitedHealth Group Incorporated		
		.00000	98-1122694				Imed Star – Serviços de Desempenho Organizacional Ltda.	.BRA	NIA	UHG Brasil Participações S.A.	Ownership	0.000	UnitedHealth Group Incorporated		
		.00000	20-4351923				Impel Consulting Experts, L.L.C.	.TX	NIA	Impel Management Services, L.L.C.	Ownership	100.000	UnitedHealth Group Incorporated		
		.00000	75-2574317				Impel Management Services, L.L.C.	.TX	NIA	USMD Holdings, Inc.	Ownership	100.000	UnitedHealth Group Incorporated		
		.00000	27-3296953				IN Style OPTICAL, LLC	.MA	NIA	Physician(s) owned	Influence	0.000	UnitedHealth Group Incorporated		4
		.00000	26-0711388				Indian River Surgery Properties, LLC	.FL	NIA	Surgery Center of Vero Beach, Inc.	Ownership	100.000	UnitedHealth Group Incorporated		
		.00000	45-4132005				Indiana Care Organization, LLC	.IN	NIA	AHN Target Holdings, LLC	Ownership	100.000	UnitedHealth Group Incorporated		
		.00000	62-1641102				Ingram & Associates, LLC	.TN	NIA	Optum360, LLC	Ownership	100.000	UnitedHealth Group Incorporated		
		.00000	33-0618077				Inland Faculty Medical Group, Inc.	.CA	NIA	NAIM Medical Group Holdings, Inc.	Influence	0.000	UnitedHealth Group Incorporated		4
		.00000	33-0018673				Inland Surgery Center, L.P.	.CA	NIA	Redlands Ambulatory Surgery Center	Influence	51.000	UnitedHealth Group Incorporated		5
		.00000					Immobiliaria Apoquindo 3001 S.A.	.CHL	NIA	Immobiliaria Apoquindo S.A.	Ownership	99.999	UnitedHealth Group Incorporated		
		.00000					Immobiliaria Apoquindo 3001 S.A.	.CHL	NIA	Vida Tres Internacional S.A.	Ownership	0.001	UnitedHealth Group Incorporated		
		.00000	98-1458683				Immobiliaria Apoquindo 3600 Ltda.	.CHL	NIA	Banmedica S.A.	Ownership	99.700	UnitedHealth Group Incorporated		
		.00000	98-1458683				Immobiliaria Apoquindo 3600 Ltda.	.CHL	NIA	Immobiliaria Apoquindo 3001 S.A.	Ownership	0.300	UnitedHealth Group Incorporated		
		.00000	98-1443174				Immobiliaria Apoquindo S.A.	.CHL	NIA	Banmedica S.A.	Ownership	100.000	UnitedHealth Group Incorporated		
		.00000	98-1458682				Immobiliaria Clínica Santa María S.A.	.CHL	NIA	Banmedica S.A.	Ownership	99.433	UnitedHealth Group Incorporated		2
		.00000	98-1454653				Immobiliaria e Inversiones Alameda S.A.	.CHL	NIA	Banmedica S.A.	Ownership	99.980	UnitedHealth Group Incorporated		
		.00000	98-1460922				Immobiliaria Viñamed Ltda.	.CHL	NIA	Administradora Médica Centromed S.A.	Ownership	99.900	UnitedHealth Group Incorporated		
		.00000	47-5640889				INOVB Surgical at Memorial City, LLC	.TX	NIA	Memorial City Partners, LLC	Ownership	100.000	UnitedHealth Group Incorporated		
		.00000	88-0482274				inPharmative, Inc.	.NV	NIA	OptumRx Health Solutions, LLC	Ownership	100.000	UnitedHealth Group Incorporated		
							Inspiris Medical Services of New Jersey, P.C.	.NJ	NIA	Physician(s) owned	Influence	0.000	UnitedHealth Group Incorporated		4
		.00000	45-2563134				INSPIRIS of Michigan Medical Services, P.C.	.MI	NIA	Physician(s) owned	Influence	0.000	UnitedHealth Group Incorporated		4
		.00000	27-1561674				INSPIRIS of New York IPA, Inc.	.NY	NIA	Inspiris, Inc.	Ownership	100.000	UnitedHealth Group Incorporated		
		.00000	13-4138668				INSPIRIS of New York Management, Inc.	.NY	NIA	Inspiris, Inc.	Ownership	100.000	UnitedHealth Group Incorporated		
		.00000	13-4138665				INSPIRIS of New York Medical Services, P.C.	.NY	NIA	Physician(s) owned	Influence	0.000	UnitedHealth Group Incorporated		4
		.00000	13-4168739				INSPIRIS of Pennsylvania Medical Services, P.C.	.PA	NIA	Physician(s) owned	Influence	0.000	UnitedHealth Group Incorporated		4
		.00000	26-2885572				INSPIRIS of Texas Physician Group	.TX	NIA	Optum Care Services Company	Ownership	100.000	UnitedHealth Group Incorporated		
		.00000	33-0766366				Inspiris, Inc.	.DE	NIA	Collaborative Care Holdings, LLC	Ownership	100.000	UnitedHealth Group Incorporated		
		.00000	98-1452273				Inversiones Clínicas Santa María S.A.	.CHL	NIA	Banmedica S.A.	Ownership	100.000	UnitedHealth Group Incorporated		
		.00000	98-1448096				Isapre Banmedica S.A.	.CHL	IA	Banmedica S.A.	Ownership	100.000	UnitedHealth Group Incorporated		
		.00000					Isapre Vida Tres S.A.	.CHL	IA	Banmedica S.A.	Ownership	100.000	UnitedHealth Group Incorporated		
		.00000	20-5337793				Johnston Surgicare, L.P.	.RI	NIA	Blackstone Valley Surgicare GP, LLC	Ownership	99.000	UnitedHealth Group Incorporated		
		.00000	20-5337793				Johnston Surgicare, L.P.	.RI	NIA	Surgery Center Holding, LLC	Ownership	1.000	UnitedHealth Group Incorporated		
		.00000	74-2544709				Joliet Surgery Center Limited Partnership	.IL	NIA	Surgicare of Joliet, Inc.	Ownership	55.030	UnitedHealth Group Incorporated		2
		.00000	98-1456202				Laboratorio ROE S.A.	.PER	NIA	Pacifico S.A. Entidad Prestadora de Salud	Ownership	99.990	UnitedHealth Group Incorporated		1
		.00000					Laboratorios Médicos Amed Quilpué S.A.	.CHL	NIA	Centromed Quilpué S.A.	Ownership	99.900	UnitedHealth Group Incorporated		
		.00000					Laboratorios Médicos Amed Quilpué S.A.	.CHL	NIA	Servicios Médicos Amed Quilpué S.A.	Ownership	0.100	UnitedHealth Group Incorporated		
		.00000	61-1028180				Lexington Surgery Center, Ltd.	.KY	NIA	Surgery Center of Lexington, LLC	Influence	73.000	UnitedHealth Group Incorporated		5
		.00000	36-3468942				LGH-A/GOLF ASTC, L.L.C.	.OH	NIA	Advocate-SCA Partners, LLC	Influence	36.950	UnitedHealth Group Incorporated		5
		.00000	32-0409538				Lifeprint Accountable Care Organization, LLC	.DE	NIA	Collaborative Care Holdings, LLC	Ownership	100.000	UnitedHealth Group Incorporated		
		.00000	45-3143218				Lifeprint East, Inc.	.DE	NIA	Collaborative Care Holdings, LLC	Ownership	100.000	UnitedHealth Group Incorporated		
		.00000	27-2309024				LifePrint Health, Inc.	.DE	NIA	Collaborative Care Holdings, LLC	Ownership	100.000	UnitedHealth Group Incorporated		
		.00000	58-2305878				Lifelife1. Ltd. Co.	.GA	NIA	HealthSCOPE Benefits, Inc.	Ownership	100.000	UnitedHealth Group Incorporated		
		.00000	39-1974851				Logistics Health, Inc.	.WI	NIA	OptumHealth Holdings, LLC	Ownership	100.000	UnitedHealth Group Incorporated		

SCHEDULE Y
PART 1A - DETAIL OF INSURANCE HOLDING COMPANY SYSTEM

1	2	3	4	5	6	7	8	9	10	11	12	13	14	15	16
Group Code	Group Name	NAIC Company Code	ID Number	Federal RSSD	CIK	Name of Securities Exchange if Publicly Traded (U.S. or International)	Names of Parent, Subsidiaries Or Affiliates	Domi-ciliary Location	Relation-ship to Reporting Entity	Directly Controlled by (Name of Entity/Person)	Type of Control (Ownership, Board, Management, Attorney-in-Fact, Influence, Other)	If Control is Owner-ship Provide Percen-tage	Ultimate Controlling Entity(ies)/Person(s)	Is an SCA Filing Re-quired? (Y/N)	*
		.00000	98-1337963				Lotten-Eyes Oftalmologia Clínica e Cirurgica Ltda.	.BRA	NIA	Hospital Alvorada de Taguatinga Ltda.	Ownership	99.990	UnitedHealth Group Incorporated		2
		.00000	98-1337963				Lotten-Eyes Oftalmologia Clínica e Cirurgica Ltda.	.BRA	NIA	Esho – Empresa de Serviços Hospitalares S.A.	Ownership	0.000	UnitedHealth Group Incorporated		2
		.00000	62-1179566				Louisville S.O., Ltd.	.KY	NIA	Surgery Center of Louisville, LLC	Ownership	65.400	UnitedHealth Group Incorporated		2
		.00000	62-1179538				Louisville-SC Properties, Inc.	.KY	NIA	SC Affiliates, LLC	Ownership	100.000	UnitedHealth Group Incorporated		
		.00000	36-4119519				Loyola Ambulatory Surgery Center at Oakbrook, Inc.	.IL	NIA	ASC Network, LLC	Ownership	100.000	UnitedHealth Group Incorporated		
		.00000	36-4119522				Loyola Ambulatory Surgery Center at Oakbrook, L.P.	.IL	NIA	Loyola Ambulatory Surgery Center at Oakbrook, Inc.	Influence	45.000	UnitedHealth Group Incorporated		5
		.00000	98-1137620				Lusiadas – Parcerias Cascais, S.A.	.PRT	NIA	Lusiadas, SGPS, S.A.	Ownership	100.000	UnitedHealth Group Incorporated		
		.00000	98-1139095				Lusiadas A.C.E.	.PRT	NIA	Lusiadas, SGPS, S.A.	Ownership	55.000	UnitedHealth Group Incorporated		
		.00000	98-1139095				Lusiadas A.C.E.	.PRT	NIA	Lusiadas, S.A.	Ownership	20.000	UnitedHealth Group Incorporated		
		.00000	98-1139095				Lusiadas A.C.E.	.PRT	NIA	CLISA – Clínica de Santo António, S.A.	Ownership	10.000	UnitedHealth Group Incorporated		
		.00000	98-1139095				Lusiadas A.C.E.	.PRT	NIA	Lusiadas – Parcerias Cascais, S.A.	Ownership	10.000	UnitedHealth Group Incorporated		
		.00000	98-1139095				Lusiadas A.C.E.	.PRT	NIA	S.A.	Ownership	5.000	UnitedHealth Group Incorporated		
		.00000	98-1139089				Lusiadas, S.A.	.PRT	NIA	Lusiadas, SGPS, S.A.	Ownership	100.000	UnitedHealth Group Incorporated		
		.00000	98-1138570				Lusiadas, SGPS, S.A.	.PRT	NIA	AMIL International	Ownership	100.000	UnitedHealth Group Incorporated		
		.00000	52-2129787				MAMSI Insurance Resources, LLC	.MD	NIA	OneNet PPO, LLC	Ownership	100.000	UnitedHealth Group Incorporated		
.0707	UnitedHealth Group Incorporated	.60321	52-1803283				MAMSI Life and Health Insurance Company	.MD	IA	United HealthCare Services, Inc.	Ownership	100.000	UnitedHealth Group Incorporated		
		.00000	14-1782475				Managed Physical Network, Inc.	.NY	NIA	OptumHealth Care Solutions, LLC	Ownership	100.000	UnitedHealth Group Incorporated		
		.00000	20-2880404				March Holdings, Inc.	.CA	NIA	Specialty Benefits, LLC	Ownership	100.000	UnitedHealth Group Incorporated		
		.00000	95-4874334				March Vision Care Group, Incorporated	.CA	NIA	California Spring Holdings, PC	Influence	0.000	UnitedHealth Group Incorporated		4
		.00000	27-3115058				March Vision Care IPA, Inc.	.NY	NIA	California Spring Holdings, PC	Influence	0.000	UnitedHealth Group Incorporated		4
		.00000	20-3042852				March Vision Care, Inc.	.CA	NIA	March Holdings, Inc.	Ownership	100.000	UnitedHealth Group Incorporated		
		.00000	26-2637247				Marin Specialty Surgery Center, LLC	.CA	NIA	MGH/SCA, LLC	Influence	51.000	UnitedHealth Group Incorporated		5
		.00000	26-2601943				Marin Surgery Holdings, Inc.	.DE	NIA	SC Affiliates, LLC	Ownership	100.000	UnitedHealth Group Incorporated		
		.00000	52-1456812				Maryland Ambulatory Centers	.MD	NIA	Maryland-SCA Centers, LLC	Ownership	50.000	UnitedHealth Group Incorporated		2
		.00000	52-1401791				Maryland-SCA Centers, LLC	.DE	NIA	SC Affiliates, LLC	Ownership	100.000	UnitedHealth Group Incorporated		
		.00000					Massachusetts Assurance Co., Ltd.	.CYM	NIA	Collaborative Care Holdings, LLC	Ownership	100.000	UnitedHealth Group Incorporated		
		.00000	20-0815305				Massachusetts Avenue Surgery Center, LLC	.MD	NIA	SCA-Bethesda, LLC	Ownership	56.690	UnitedHealth Group Incorporated		2
		.00000	43-1967820				Mat-Rx Development, L.L.C.	.TX	NIA	WellMed Networks, Inc.	Influence	0.000	UnitedHealth Group Incorporated		4
		.00000	62-1600267				McKenzie Surgery Center, L.P.	.TN	NIA	SCA-Eugene, Inc.	Ownership	92.000	UnitedHealth Group Incorporated		2
		.00000	42-1741594				MD Ops, Inc.	.CA	NIA	North American Medical Management California, Inc.	Ownership	100.000	UnitedHealth Group Incorporated		
.0707	UnitedHealth Group Incorporated	.96310	52-1169135				MD-Individual Practice Association, Inc.	.MD	IA	United HealthCare Services, Inc.	Ownership	100.000	UnitedHealth Group Incorporated		
		.00000	83-1183650				ME AHS UC LLC	.DE	NIA	Urgent Care MSO, LLC	Ownership	70.000	UnitedHealth Group Incorporated		2
		.00000	81-0936574				ME Urgent Care Nebraska, Inc.	.NE	NIA	Physician(s) owned	Influence	0.000	UnitedHealth Group Incorporated		4
		.00000	98-1286220				Medalliance Net Ltda.	.BRA	NIA	Optum Health & Technology Serviços do Brasil Ltda.	Ownership	100.000	UnitedHealth Group Incorporated		
		.00000	98-1286220				Medalliance Net Ltda.	.BRA	NIA	UHG Brasil Participações S.A.	Ownership	0.000	UnitedHealth Group Incorporated		
		.00000	52-2178531				MEDEX Insurance Services, Inc.	.MD	NIA	FrontierMEDEX, Inc.	Ownership	100.000	UnitedHealth Group Incorporated		
		.00000	20-3824377				MedExpress Development, LLC	.FL	NIA	Urgent Care MSO, LLC	Ownership	100.000	UnitedHealth Group Incorporated		
		.00000	81-1265129				MedExpress Employed Services, Inc.	.DE	NIA	Physician(s) owned	Influence	0.000	UnitedHealth Group Incorporated		4
		.00000	81-4550969				MedExpress Primary Care Arizona P.C.	.AZ	NIA	Physician(s) owned	Influence	0.000	UnitedHealth Group Incorporated		4
		.00000	81-4605885				MedExpress Primary Care Kansas, P.A.	.KS	NIA	Physician(s) owned	Influence	0.000	UnitedHealth Group Incorporated		4
		.00000	82-3384324				MedExpress Primary Care Maryland, P.C.	.MD	NIA	Physician(s) owned	Influence	0.000	UnitedHealth Group Incorporated		4
		.00000	82-1096099				MedExpress Primary Care Massachusetts, P.C.	.MA	NIA	Physician(s) owned	Influence	0.000	UnitedHealth Group Incorporated		4
		.00000	81-4396738				MedExpress Primary Care Minnesota P.C.	.MN	NIA	Physician(s) owned	Influence	0.000	UnitedHealth Group Incorporated		4
		.00000	83-1077265				MedExpress Primary Care Oklahoma, P.C.	.OK	NIA	Physician(s) owned	Influence	0.000	UnitedHealth Group Incorporated		4
		.00000	83-0764858				MedExpress Primary Care South Carolina, P.C.	.SC	NIA	Physician(s) owned	Influence	0.000	UnitedHealth Group Incorporated		4
		.00000	82-3395792				MedExpress Primary Care Virginia, P.C.	.VA	NIA	Physician(s) owned	Influence	0.000	UnitedHealth Group Incorporated		4

SCHEDULE Y
PART 1A - DETAIL OF INSURANCE HOLDING COMPANY SYSTEM

1	2	3	4	5	6	7	8	9	10	11	12	13	14	15	16
Group Code	Group Name	NAIC Company Code	ID Number	Federal RSSD	CIK	Name of Securities Exchange if Publicly Traded (U.S. or International)	Names of Parent, Subsidiaries Or Affiliates	Domi-ciliary Location	Relation-ship to Reporting Entity	Directly Controlled by (Name of Entity/Person)	Type of Control (Ownership, Board, Management, Attorney-in-Fact, Influence, Other)	If Control is Owner-ship Provide Per-centage	Ultimate Controlling Entity(ies)/Person(s)	Is an SCA Filing Re-quired? (Y/N)	*
		.00000	82-4401181				MedExpress Primary Care West Virginia, Inc.	..WV	..NIA	Physician(s) owned	Influence.....	0.000	UnitedHealth Group Incorporated		..4
		.00000	81-4563448				MedExpress Primary Care Wisconsin, S.C.	..WI	..NIA	Physician(s) owned	Influence.....	0.000	UnitedHealth Group Incorporated		..4
		.00000	45-5388778				MedExpress Urgent Care – New Jersey, P.C.	..NJ	..NIA	Physician(s) owned	Influence.....	0.000	UnitedHealth Group Incorporated		..4
		.00000	83-2089623				MedExpress Urgent Care – Northern New Jersey PC	..NJ	..NIA	Physician(s) owned	Influence.....	0.000	UnitedHealth Group Incorporated		..4
		.00000	32-0533926				MedExpress Urgent Care Alabama, LLC	..AL	..NIA	Urgent Care Holdings, Inc.	Ownership.....	100.000	UnitedHealth Group Incorporated		..4
		.00000	81-4030280				MedExpress Urgent Care Arizona, P.C.	..AZ	..NIA	Physician(s) owned	Influence.....	0.000	UnitedHealth Group Incorporated		..4
		.00000	46-4348120				MedExpress Urgent Care Arkansas, P.A.	..AR	..NIA	Physician(s) owned	Influence.....	0.000	UnitedHealth Group Incorporated		..4
		.00000	82-0930142				MedExpress Urgent Care California, P.C.	..CA	..NIA	Physician(s) owned	Influence.....	0.000	UnitedHealth Group Incorporated		..4
		.00000	81-1956812				MedExpress Urgent Care Connecticut, P.C.	..CT	..NIA	Physician(s) owned	Influence.....	0.000	UnitedHealth Group Incorporated		..4
		.00000	82-1135336				MedExpress Urgent Care Idaho, P.C.	..ID	..NIA	Physician(s) owned	Influence.....	0.000	UnitedHealth Group Incorporated		..4
		.00000	47-4308614				MedExpress Urgent Care Illinois, P.C.	..IL	..NIA	Physician(s) owned	Influence.....	0.000	UnitedHealth Group Incorporated		..4
		.00000	81-5353472				MedExpress Urgent Care Iowa, P.C.	..IA	..NIA	Physician(s) owned	Influence.....	0.000	UnitedHealth Group Incorporated		..4
		.00000	47-1919283				MedExpress Urgent Care Kansas, P.A.	..KS	..NIA	Physician(s) owned	Influence.....	0.000	UnitedHealth Group Incorporated		..4
		.00000	82-1719888				MedExpress Urgent Care Maine, Inc.	..ME	..NIA	Urgent Care Holdings, Inc.	Ownership.....	100.000	UnitedHealth Group Incorporated		..4
		.00000	81-1125396				MedExpress Urgent Care Minnesota P.C.	..MN	..NIA	Physician(s) owned	Influence.....	0.000	UnitedHealth Group Incorporated		..4
		.00000	47-3132625				MedExpress Urgent Care Missouri P.C.	..MO	..NIA	Physician(s) owned	Influence.....	0.000	UnitedHealth Group Incorporated		..4
		.00000	82-0631738				MedExpress Urgent Care New Hampshire, Inc.	..NH	..NIA	Urgent Care Holdings, Inc.	Ownership.....	100.000	UnitedHealth Group Incorporated		..4
		.00000	81-5138747				MedExpress Urgent Care North Carolina, P.C.	..NC	..NIA	Physician(s) owned	Influence.....	0.000	UnitedHealth Group Incorporated		..4
		.00000	20-2545363				MedExpress Urgent Care of Boynton Beach, LLC	..FL	..NIA	MedExpress Development, LLC	Ownership.....	100.000	UnitedHealth Group Incorporated		..4
		.00000	82-1919436				MedExpress Urgent Care Oregon, P.C.	..OR	..NIA	Physician(s) owned	Influence.....	0.000	UnitedHealth Group Incorporated		..4
		.00000	81-5362765				MedExpress Urgent Care Rhode Island, P.C.	..RI	..NIA	Physician(s) owned	Influence.....	0.000	UnitedHealth Group Incorporated		..4
		.00000	81-5380706				MedExpress Urgent Care South Carolina, P.C.	..SC	..NIA	Physician(s) owned	Influence.....	0.000	UnitedHealth Group Incorporated		..4
		.00000	47-5147441				MedExpress Urgent Care Texas, P.A.	..TX	..NIA	Physician(s) owned	Influence.....	0.000	UnitedHealth Group Incorporated		..4
		.00000	82-2443118				MedExpress Urgent Care Washington, P.C.	..WA	..NIA	Physician(s) owned	Influence.....	0.000	UnitedHealth Group Incorporated		..4
		.00000	81-4281678				MedExpress Urgent Care Wisconsin, S.C.	..WI	..NIA	Physician(s) owned	Influence.....	0.000	UnitedHealth Group Incorporated		..4
		.00000					MedExpress Urgent Care, Inc. – Ohio	..OH	..NIA	Urgent Care Holdings, Inc.	Ownership.....	100.000	UnitedHealth Group Incorporated		..4
		.00000	26-4546400				MedExpress Urgent Care, Inc. – West Virginia	..WV	..NIA	Physician(s) owned	Influence.....	0.000	UnitedHealth Group Incorporated		..4
		.00000	47-1804667				MedExpress Urgent Care, P.C. – Georgia	..GA	..NIA	Physician(s) owned	Influence.....	0.000	UnitedHealth Group Incorporated		..4
		.00000	90-0929572				MedExpress Urgent Care, P.C. – Indiana	..IN	..NIA	Physician(s) owned	Influence.....	0.000	UnitedHealth Group Incorporated		..4
		.00000	45-3461101				MedExpress Urgent Care, P.C. – Maryland	..MD	..NIA	Physician(s) owned	Influence.....	0.000	UnitedHealth Group Incorporated		..4
		.00000	47-1857908				MedExpress Urgent Care, P.C. – Massachusetts	..MA	..NIA	Physician(s) owned	Influence.....	0.000	UnitedHealth Group Incorporated		..4
		.00000	46-4793937				MedExpress Urgent Care, P.C. – Michigan	..MI	..NIA	Physician(s) owned	Influence.....	0.000	UnitedHealth Group Incorporated		..4
		.00000	47-1824365				MedExpress Urgent Care, P.C. – Oklahoma	..OK	..NIA	Physician(s) owned	Influence.....	0.000	UnitedHealth Group Incorporated		..4
		.00000	26-3750502				MedExpress Urgent Care, P.C. – Pennsylvania	..PA	..NIA	Physician(s) owned	Influence.....	0.000	UnitedHealth Group Incorporated		..4
		.00000	45-4973138				MedExpress Urgent Care, P.C. – Tennessee	..TN	..NIA	Physician(s) owned	Influence.....	0.000	UnitedHealth Group Incorporated		..4
		.00000	45-3123110				MedExpress Urgent Care, P.C. – Virginia	..VA	..NIA	Physician(s) owned	Influence.....	0.000	UnitedHealth Group Incorporated		..4
		.00000	83-1565124				MedExpress Urgent Care, P.S.C. – Kentucky	..KY	..NIA	Physician(s) owned	Influence.....	0.000	UnitedHealth Group Incorporated		..4
		.00000	45-5436856				MedExpress, Inc. – Delaware	..DE	..NIA	Physician(s) owned	Influence.....	0.000	UnitedHealth Group Incorporated		..4
..0707	UnitedHealth Group Incorporated	.12756	20-3391186				Medica Health Plans of Florida, Inc.	..FL	..IA	United HealthCare Services, Inc.	Ownership.....	100.000	UnitedHealth Group Incorporated		..4
..0707	UnitedHealth Group Incorporated	.12155	01-0788576				Medica HealthCare Plans, Inc.	..FL	..IA	United HealthCare Services, Inc.	Ownership.....	100.000	UnitedHealth Group Incorporated		..4
		.00000	75-2566987				Medical Clinic of North Texas PLLC	..TX	..NIA	USMD Affiliated Services	Ownership.....	100.000	UnitedHealth Group Incorporated		..4
		.00000					Medical Hilfe S.A.	..CHL	..NIA	Home Medical S.A.	Ownership.....	100.000	UnitedHealth Group Incorporated		..4
		.00000	95-4708497				Medical Support Los Angeles, A Medical Corporation	..CA	..NIA	Physician(s) owned	Influence.....	0.000	UnitedHealth Group Incorporated		..4
		.00000	26-0636717				Medical Surgical Centers of America, Inc.	..DE	..NIA	ASC Network, LLC	Ownership.....	100.000	UnitedHealth Group Incorporated		..4
		.00000	32-0037402				Medical Transportation Services, LLC	..FL	..NIA	United HealthCare Services, Inc.	Ownership.....	100.000	UnitedHealth Group Incorporated		..4
		.00000	20-4635837				Medication Management Systems, Inc.	..MN	..NIA	Genoa Healthcare LLC	Ownership.....	100.000	UnitedHealth Group Incorporated		..4
		.00000	75-2515691				MedSynergies, LLC	..DE	..NIA	Mustang Razorback Holdings, Inc.	Ownership.....	100.000	UnitedHealth Group Incorporated		..4
		.00000	58-2101921				Melbourne Surgery Center, LLC	..GA	..NIA	Surgical Care Partners of Melbourne, LLC	Ownership.....	100.000	UnitedHealth Group Incorporated		..4
		.00000	82-4964787				Memorial City Holdings, LLC	..DE	..NIA	SCA-Memorial City, LLC	Ownership.....	51.000	UnitedHealth Group Incorporated		..2

SCHEDULE Y
PART 1A - DETAIL OF INSURANCE HOLDING COMPANY SYSTEM

1	2	3	4	5	6	7	8	9	10	11	12	13	14	15	16
Group Code	Group Name	NAIC Company Code	ID Number	Federal RSSD	CIK	Name of Securities Exchange if Publicly Traded (U.S. or International)	Names of Parent, Subsidiaries Or Affiliates	Domi-ciliary Location	Relation-ship to Reporting Entity	Directly Controlled by (Name of Entity/Person)	Type of Control (Ownership, Board, Management, Attorney-in-Fact, Influence, Other)	If Control is Owner-ship Provide Percen-tage	Ultimate Controlling Entity(ies)/Person(s)	Is an SCA Filing Re-quired? (Y/N)	*
		.00000	82-3689933				Memorial City Partners, LLC	.DE	.NIA	Memorial City Holdings, LLC	Ownership	.51.000	UnitedHealth Group Incorporated		.2
		.00000	95-4688463				Memorial Healthcare IPA, GP	.CA	.NIA	MHIPA Physician Two Holdco, A Medical Corporation	Influence	.0.000	UnitedHealth Group Incorporated		.4
		.00000	95-4688463				Memorial Healthcare IPA, GP	.CA	.NIA	MH Physician Three Holdco, A Medical Corporation	Influence	.0.000	UnitedHealth Group Incorporated		.4
		.00000	26-1394069				MemorialCare Surgical Center at Orange Coast, LLC	.CA	.NIA	Beach Surgical Holdings, LLC	Influence	.51.000	UnitedHealth Group Incorporated		.5
		.00000	20-3678259				MemorialCare Surgical Center at Saddleback, LLC	.CA	.NIA	Beach Surgical Holdings, LLC	Influence	.53.050	UnitedHealth Group Incorporated		.5
		.00000	62-1590322				Memphis-SC, LLC	.TN	.NIA	SCA-Shelby Development Corp.	Ownership	.100.000	UnitedHealth Group Incorporated		
		.00000	62-1590324				Memphis-SP, LLC	.TN	.NIA	Shelby Surgery Properties, Inc.	Ownership	.100.000	UnitedHealth Group Incorporated		
		.00000	27-0203906				Mesquite Liberty, LLC	.NV	.NIA	Sierra Health Services, Inc.	Ownership	.80.357	UnitedHealth Group Incorporated		.2
		.00000	52-2303928				Metropolitan Medical Partners, LLC	.MD	.NIA	SCA-Chevy Chase, LLC	Ownership	.60.830	UnitedHealth Group Incorporated		.2
		.00000	20-8998927				Metropolitan Medical Transportation IPA, LLC	.NY	.NIA	TriMed, LLC	Ownership	.100.000	UnitedHealth Group Incorporated		
		.00000	38-3861395				MGH/SCA, LLC	.CA	.NIA	Marin Surgery Holdings, Inc.	Influence	.49.000	UnitedHealth Group Incorporated		.5
		.00000	27-2252446				MHC Real Estate Holdings, LLC	.CA	.NIA	Monarch Management Services, Inc.	Ownership	.100.000	UnitedHealth Group Incorporated		
		.00000	80-0507474				MHCH, Inc.	.CA	.NIA	Monarch HealthCare, A Medical Group, Inc.	Influence	.0.000	UnitedHealth Group Incorporated		.4
		.00000	36-4600281				MIAMI SURGERY CENTER, LLC	.DE	.NIA	SCA-Doral, LLC	Ownership	.50.180	UnitedHealth Group Incorporated		.2
		.00000	20-3345412				Midlands Orthopaedics Surgery Center, LLC	.SC	.NIA	SCA-Midlands, LLC	Influence	.49.000	UnitedHealth Group Incorporated		.5
		.00000	20-8103522				Midwest Center for Day Surgery, LLC	.IL	.NIA	Advocate-SCA Partners, LLC	Ownership	.53.880	UnitedHealth Group Incorporated		.2
.0707	UnitedHealth Group Incorporated	.66087	62-0724538				Mid-West National Life Insurance Company of Tennessee	.TX	.IA	HealthMarkets, LLC	Ownership	.100.000	UnitedHealth Group Incorporated		
		.00000	83-0543458				Mile High SurgiCenter, LLC	.CO	.NIA	SCA-Mile High Holdings, LLC	Ownership	.55.000	UnitedHealth Group Incorporated		.2
		.00000	27-2439806				Mississippi Surgery Holdings, LLC	.DE	.NIA	SCA Surgery Holdings, LLC	Ownership	.100.000	UnitedHealth Group Incorporated		
		.00000	46-3949765				MN Waypoint Sports Physical Therapy, Inc.	.DE	.NIA	Orthology, Inc.	Ownership	.100.000	UnitedHealth Group Incorporated		
		.00000	30-0445773				Mobile Medical Services, P.C.	.NY	.NIA	Physician(s) owned	Influence	.0.000	UnitedHealth Group Incorporated		.4
		.00000	63-0883553				Mobile-SC, LTD.	.AL	.NIA	SCA-Mobile, LLC	Influence	.33.000	UnitedHealth Group Incorporated		.5
		.00000	31-1191553				Modern Medical, Inc.	.OH	.NIA	Healthcare Solutions, Inc.	Ownership	.100.000	UnitedHealth Group Incorporated		
		.00000	22-3935634				Monarch Health Plan, Inc.	.CA	.NIA	Monarch HealthCare, A Medical Group, Inc.	Influence	.0.000	UnitedHealth Group Incorporated		.4
		.00000	33-0587660				Monarch HealthCare, A Medical Group, Inc.	.CA	.NIA	MH Physician Three Holdco, A Medical Corporation	Influence	.0.000	UnitedHealth Group Incorporated		.4
		.00000	30-0606451				Monarch Hospice, LLC	.CA	.NIA	MHCH, Inc.	Influence	.0.000	UnitedHealth Group Incorporated		.4
		.00000	45-3142852				Monarch Management Services, Inc.	.DE	.NIA	Collaborative Care Holdings, LLC	Ownership	.100.000	UnitedHealth Group Incorporated		
		.00000	52-1401868				Montgomery Surgery Center Limited Partnership	.MD	.NIA	Maryland Ambulatory Centers	Ownership	.77.000	UnitedHealth Group Incorporated		.2
		.00000	81-1633765				MSLA Management LLC	.DE	.NIA	Logistics Health, Inc.	Ownership	.100.000	UnitedHealth Group Incorporated		
		.00000	62-1506649				Mt. Pleasant Surgery Center, L.P.	.TN	.NIA	SCA-Mt. Pleasant, LLC	Ownership	.98.000	UnitedHealth Group Incorporated		.2
		.00000	98-1285432				Multiangio Ltda.	.BRA	.NIA	S.A.	Ownership	.93.000	UnitedHealth Group Incorporated		.2
		.00000	20-4209261				Muskogee Surgical Investors, LLC	.OK	.NIA	Surgery Center of Muskogee, LLC	Ownership	.100.000	UnitedHealth Group Incorporated		
		.00000	47-1935798				Mustang Razorback Holdings, Inc.	.DE	.NIA	OptumInsight, Inc.	Ownership	.100.000	UnitedHealth Group Incorporated		
		.00000	26-2564744				My Wellness Solutions, LLC	.DE	.NIA	OptumHealth Care Solutions, LLC	Ownership	.100.000	UnitedHealth Group Incorporated		
		.00000	20-3236839				NAMM Holdings, Inc.	.DE	.NIA	Aveta Inc.	Ownership	.100.000	UnitedHealth Group Incorporated		
		.00000	56-2627070				NAMM Medical Group Holdings, Inc.	.CA	.NIA	Physician(s) owned	Influence	.0.000	UnitedHealth Group Incorporated		.4
		.00000	61-1627269				NAMM MGH, Inc.	.CA	.NIA	Physician(s) owned	Influence	.0.000	UnitedHealth Group Incorporated		.4
		.00000	62-1468431				Nashville-SCA Surgery Centers, Inc.	.TN	.NIA	SC Affiliates, LLC	Ownership	.100.000	UnitedHealth Group Incorporated		
		.00000	47-2336925				National MedTrans, LLC	.NY	.NIA	Specialty Benefits, LLC	Ownership	.100.000	UnitedHealth Group Incorporated		
.0707	UnitedHealth Group Incorporated	.95251	76-0196559				National Pacific Dental, Inc.	.TX	.IA	Dental Benefit Providers, Inc.	Ownership	.100.000	UnitedHealth Group Incorporated		
		.00000	36-3549627				National Surgery Centers, LLC	.DE	.NIA	Surgical Care Affiliates, LLC	Ownership	.100.000	UnitedHealth Group Incorporated		
.0707	UnitedHealth Group Incorporated	.95123	65-0996107				Neighborhood Health Partnership, Inc.	.FL	.IA	UnitedHealthcare, Inc.	Ownership	.100.000	UnitedHealth Group Incorporated		
		.00000	20-4755277				Networkes, LLC	.TN	.NIA	Optum360 Solutions, LLC	Ownership	.100.000	UnitedHealth Group Incorporated		
.0707	UnitedHealth Group Incorporated	.95758	88-0228572				Nevada Pacific Dental	.NV	.IA	Dental Benefit Providers, Inc.	Ownership	.100.000	UnitedHealth Group Incorporated		

SCHEDULE Y
PART 1A - DETAIL OF INSURANCE HOLDING COMPANY SYSTEM

1	2	3	4	5	6	7	8	9	10	11	12	13	14	15	16
Group Code	Group Name	NAIC Company Code	ID Number	Federal RSSD	CIK	Name of Securities Exchange if Publicly Traded (U.S. or International)	Names of Parent, Subsidiaries Or Affiliates	Domi-ciliary Location	Relation-ship to Reporting Entity	Directly Controlled by (Name of Entity/Person)	Type of Control (Ownership, Board, Management, Attorney-in-Fact, Influence, Other)	If Control is Owner-ship Provide Percen-tage	Ultimate Controlling Entity(ies)/Person(s)	Is an SCA Filing Re-quired? (Y/N)	*
		.00000	72-1267232				New Orleans Regional Physician Hospital Organization, L.L.C.	.LA	.NIA	UnitedHealthcare, Inc.	Ownership	100.000	UnitedHealth Group Incorporated		
		.00000	84-1250135				Newton Physicians, Inc.	.CO	.NIA	Newton Holdings, LLC	Ownership	100.000	UnitedHealth Group Incorporated		
		.00000					Newton Holdings, LLC	.DE	.NIA	Collaborative Care Holdings, LLC	Ownership	80.100	UnitedHealth Group Incorporated		2
		.00000	33-0673955				North American Medical Management California, Inc.	.TN	.NIA	NAMM Holdings, Inc.	Ownership	100.000	UnitedHealth Group Incorporated		
		.00000	27-2248103				North Dallas Surgical Center, LLC	.DE	.NIA	THR-SCA Holdings, LLC	Influence	51.000	UnitedHealth Group Incorporated		5
		.00000	88-0245121				Northern Nevada Health Network, Inc.	.NV	.NIA	Sierra Health Services, Inc.	Ownership	100.000	UnitedHealth Group Incorporated		
		.00000	81-0399251				Northern Rockies Surgicenter, Inc.	.MT	.NIA	National Surgery Centers, LLC	Ownership	100.000	UnitedHealth Group Incorporated		
		.00000	37-1007387				Northwest Surgicare, LLC	.DE	.NIA	Surgery Center Holding, LLC	Ownership	100.000	UnitedHealth Group Incorporated		
		.00000	75-2494046				Northwest Surgicare, Ltd.	.IL	.NIA	Northwest Surgicare, LLC	Ownership	60.000	UnitedHealth Group Incorporated		2
		.00000	56-1754480				NSC Fayetteville, LLC	.DE	.NIA	National Surgery Centers, LLC	Ownership	100.000	UnitedHealth Group Incorporated		
		.00000	56-1775016				NSC Greensboro, LLC	.DE	.NIA	National Surgery Centers, LLC	Ownership	100.000	UnitedHealth Group Incorporated		
		.00000	36-4210296				NSC Lancaster, LLC	.DE	.NIA	National Surgery Centers, LLC	Ownership	100.000	UnitedHealth Group Incorporated		
		.00000	91-1553479				NSC Seattle, Inc.	.WA	.NIA	National Surgery Centers, LLC	Ownership	100.000	UnitedHealth Group Incorporated		
		.00000	33-0812824				NSC Upland, LLC	.DE	.NIA	National Surgery Centers, LLC	Ownership	100.000	UnitedHealth Group Incorporated		
		.00000	98-1454609				Omesa S.A.	.CHL	.NIA	Vidaintegra S.A.	Ownership	99.990	UnitedHealth Group Incorporated		
		.00000	98-1454609				Omesa S.A.	.CHL	.NIA	Saden S.A.	Ownership	0.010	UnitedHealth Group Incorporated		
		.00000	98-1456252				Oncocare S.A.C.	.PER	.NIA	Pacifico S.A. Entidad Prestadora de Salud	Ownership	80.000	UnitedHealth Group Incorporated		2
		.00000	52-2129786				OneNet PPO, LLC	.MD	.NIA	UnitedHealthcare Insurance Company	Ownership	100.000	UnitedHealth Group Incorporated		
		.00000	26-1914835				OPHTHALMOLOGY SURGERY CENTER OF DALLAS, LLC	.TX	.NIA	THR-SCA Holdings, LLC	Influence	51.000	UnitedHealth Group Incorporated		5
.0707	UnitedHealth Group Incorporated	.96940	52-1518174				Optimum Choice, Inc.	.MD	.IA	United HealthCare Services, Inc.	Ownership	100.000	UnitedHealth Group Incorporated		
		.00000	47-0858534	3202702			Optum Bank, Inc.	.UT	.NIA	OptumHealth Financial Services, Inc.	Ownership	100.000	UnitedHealth Group Incorporated		
		.00000	36-3437660				Optum Biometrics, Inc.	.IL	.NIA	OptumHealth Care Solutions, LLC	Ownership	100.000	UnitedHealth Group Incorporated		
		.00000	26-0683057				Optum Care Services Company	.TN	.NIA	Inspiris, Inc.	Ownership	100.000	UnitedHealth Group Incorporated		
		.00000	83-1959511				Optum Care, Inc.	.DE	.NIA	Collaborative Care Services, Inc.	Ownership	100.000	UnitedHealth Group Incorporated		
		.00000	75-2778455				Optum Clinic, P.A.	.TX	.NIA	Physician(s) owned	Influence	0.000	UnitedHealth Group Incorporated		4
		.00000	37-1782217				Optum Clinics Holdings, Inc.	.DE	.NIA	Collaborative Care Holdings, LLC	Ownership	100.000	UnitedHealth Group Incorporated		
		.00000	38-3969193				Optum Clinics Intermediate Holdings, Inc.	.DE	.NIA	Optum Clinics Holdings, Inc.	Ownership	100.000	UnitedHealth Group Incorporated		
		.00000					Optum Digital Health Holdings, LLC	.DE	.NIA	Consumer Wellness Solutions, Inc.	Ownership	100.000	UnitedHealth Group Incorporated		
		.00000	98-1325466				Optum Finance (Ireland) Unlimited Company	.IRL	.NIA	UnitedHealthcare International VIII S.à r.l.	Ownership	100.000	UnitedHealth Group Incorporated		
		.00000	98-1103015				Optum Global Solutions (India) Private Limited	.IND	.NIA	Optum Global Solutions International B.V.	Ownership	99.999	UnitedHealth Group Incorporated		
		.00000	98-1103015				Optum Global Solutions (India) Private Limited	.IND	.NIA	UnitedHealth International, Inc.	Ownership	0.001	UnitedHealth Group Incorporated		
		.00000	98-1097776				Optum Global Solutions (Philippines), Inc.	.PHL	.NIA	Optum Global Solutions International B.V.	Ownership	99.992	UnitedHealth Group Incorporated		2
		.00000	98-1201187				Optum Global Solutions International B.V.	.NLD	.NIA	Optum Technology, Inc.	Ownership	97.480	UnitedHealth Group Incorporated		
		.00000	98-1201187				Optum Global Solutions International B.V.	.NLD	.NIA	OptumHealth International B.V.	Ownership	2.520	UnitedHealth Group Incorporated		
		.00000	04-3574101				Optum Government Solutions, Inc.	.DE	.NIA	OptumInsight, Inc.	Ownership	100.000	UnitedHealth Group Incorporated		
		.00000					Optum Health & Technology (Hong Kong) Limited	.CHN	.NIA	OptumHealth International B.V.	Ownership	100.000	UnitedHealth Group Incorporated		
		.00000	98-1095799				Optum Health & Technology (India) Private Limited	.IND	.NIA	OptumHealth International B.V.	Ownership	99.999	UnitedHealth Group Incorporated		
		.00000	98-1095799				Optum Health & Technology (India) Private Limited	.IND	.NIA	United Behavioral Health	Ownership	0.001	UnitedHealth Group Incorporated		
		.00000	98-1097886				Optum Health & Technology (Singapore) Pte. Ltd.	.SGP	.NIA	OptumHealth International B.V.	Ownership	100.000	UnitedHealth Group Incorporated		
		.00000	98-1095879				Optum Health & Technology (UK) Limited	.GBR	.NIA	Optum UK Solutions Group Limited	Ownership	100.000	UnitedHealth Group Incorporated		
		.00000	20-2149493				Optum Health & Technology (US), LLC	.MO	.NIA	OptumHealth Holdings, LLC	Ownership	100.000	UnitedHealth Group Incorporated		
		.00000	43-1747235				Optum Health & Technology Holdings (US), Inc.	.MO	.NIA	Optum, Inc.	Ownership	100.000	UnitedHealth Group Incorporated		
		.00000	98-1184561				Optum Health & Technology Serviços do Brasil Ltda.	.BRA	.NIA	Optum Global Solutions International B.V.	Ownership	99.998	UnitedHealth Group Incorporated		

SCHEDULE Y
PART 1A - DETAIL OF INSURANCE HOLDING COMPANY SYSTEM

1	2	3	4	5	6	7	8	9	10	11	12 Type of Control (Ownership, Board, Management, Attorney-in-Fact, Influence, Other)	13 If Control is Owner- ship Provide Percen- tage	14 Ultimate Controlling Entity(ies)/Person(s)	15 Is an SCA Filing Re- quired? (Y/N)	16 *
Group Code	Group Name	NAIC Company Code	ID Number	Federal RSSD	CIK	Name of Securities Exchange if Publicly Traded (U.S. or International)	Names of Parent, Subsidiaries Or Affiliates	Domi- ciliary Loca- tion	Relation- ship to Reporting Entity	Directly Controlled by (Name of Entity/Person)					
0707	UnitedHealth Group Incorporated	.00000	98-1184561				Optum Health & Technology Serviços do Brasil Ltda.	.BRA	NIA	OptumInsight, Inc.	Ownership	0.002	UnitedHealth Group Incorporated		
		.00000	98-1276517				Optum Health and Technology FZ-LLC	.ARE	NIA	Optum Global Solutions International B.V.	Ownership	100.000	UnitedHealth Group Incorporated		
		.00000	98-1097921				Optum Health Services (Canada) Ltd.	.CAN	NIA	Optum Health & Technology Holdings (US), Inc.	Ownership	100.000	UnitedHealth Group Incorporated		
		.00000	98-1406274				Optum Health Solutions (Australia) Pty Ltd.	.AUS	NIA	Optum UK Solutions Group Limited	Ownership	100.000	UnitedHealth Group Incorporated		
		.00000	98-1147355				Optum Health Solutions (UK) Limited	.GBR	NIA	Optum UK Solutions Group Limited	Ownership	100.000	UnitedHealth Group Incorporated		
		.00000	58-2068880				Optum Healthcare of Illinois, Inc.	.GA	NIA	Optum Women's and Children's Health, LLC	Ownership	100.000	UnitedHealth Group Incorporated		
		.00000	20-0212381				Optum Hospice Pharmacy Services, LLC	.DE	NIA	OptumRx Health Solutions, LLC	Ownership	100.000	UnitedHealth Group Incorporated		
		.69647	31-0628424				Optum Insurance of Ohio, Inc.	.OH	.RE	OptumRx PBM of Maryland, LLC	Ownership	100.000	UnitedHealth Group Incorporated		
		.00000	46-4734521				Optum Labs Dimensions, Inc.	.DE	NIA	Optum Labs, Inc.	Ownership	100.000	UnitedHealth Group Incorporated		
		.00000	98-1249178				Optum Labs International (UK) Ltd.	.GBR	NIA	Optum, Inc.	Ownership	100.000	UnitedHealth Group Incorporated		
		.00000	46-1615964				Optum Labs, Inc.	.DE	NIA	Optum, Inc.	Ownership	100.000	UnitedHealth Group Incorporated		
		.00000	98-1209730				Optum Life Sciences (Canada) Inc.	.CAN	NIA	OptumInsight Life Sciences, Inc.	Ownership	100.000	UnitedHealth Group Incorporated		
		.00000	98-1098190				Optum Management Consulting (Shanghai) Co., Ltd.	.CHN	NIA	Optum Health & Technology Holdings (US), Inc.	Ownership	100.000	UnitedHealth Group Incorporated		
		.00000	30-0826311				Optum Medical Services of California, P.C.	.CA	NIA	Physician(s) owned	Influence	0.000	UnitedHealth Group Incorporated		.4
		.00000	45-3866363				Optum Medical Services, P.C.	.NC	NIA	Physician(s) owned	Influence	0.000	UnitedHealth Group Incorporated		.4
		.00000	90-1001805				Optum Nevada Accountable Care Organization LLC	.DE	NIA	Collaborative Care Holdings, LLC	Ownership	100.000	UnitedHealth Group Incorporated		
		.00000	58-1873062				Optum of New York, Inc.	.NY	NIA	Optum Women's and Children's Health, LLC	Ownership	100.000	UnitedHealth Group Incorporated		
		.00000	98-1097761				Optum Operations (Ireland) Unlimited Company	.IRL	NIA	UnitedHealthcare International VII S.à r.l.	Ownership	100.000	UnitedHealth Group Incorporated		
		.00000	20-8911466				Optum Palliative and Hospice Care of Pennsylvania, Inc.	.TN	NIA	Hospice Inspiris Holdings, Inc.	Ownership	100.000	UnitedHealth Group Incorporated		
		.00000	20-8911303				Optum Palliative and Hospice Care of Texas, Inc.	.TN	NIA	Hospice Inspiris Holdings, Inc.	Ownership	100.000	UnitedHealth Group Incorporated		
		.00000	30-0226127				Optum Palliative and Hospice Care, Inc.	.DE	NIA	Collaborative Care Holdings, LLC	Ownership	100.000	UnitedHealth Group Incorporated		
		.00000	20-4581265				Optum Public Sector Solutions, Inc.	.DE	NIA	OptumInsight, Inc.	Ownership	100.000	UnitedHealth Group Incorporated		
		.00000	46-3328009				Optum Rocket, Inc.	.DE	NIA	OptumInsight, Inc.	Ownership	100.000	UnitedHealth Group Incorporated		
		.00000	26-0543382				Optum Senior Services, LLC	.AL	NIA	Optum Hospice Pharmacy Services, LLC	Ownership	100.000	UnitedHealth Group Incorporated		
		.00000	98-1307821				Optum Services (Ireland) Limited	.IRL	NIA	Optum Operations (Ireland) Unlimited Company	Ownership	100.000	UnitedHealth Group Incorporated		
		.00000	66-0870003				Optum Services (Puerto Rico) LLC	.PR	NIA	UnitedHealthcare International III B.V.	Ownership	100.000	UnitedHealth Group Incorporated		
		.00000	45-4683454				Optum Services, Inc.	.DE	NIA	Optum, Inc.	Ownership	100.000	UnitedHealth Group Incorporated		
		.00000	98-1284698				Optum Solutions do Brasil – Tecnologia e Serviços de Suporte Ltda.	.BRA	NIA	Optum Health & Technology Serviços do Brasil Ltda.	Ownership	100.000	UnitedHealth Group Incorporated		
		.00000	98-1284698				Optum Solutions do Brasil – Tecnologia e Serviços de Suporte Ltda.	.BRA	NIA	OptumInsight, Inc.	Ownership	0.000	UnitedHealth Group Incorporated		
		.00000	98-0644599				Optum Solutions UK Holdings Limited	.GBR	NIA	Optum Health & Technology Holdings (US), Inc.	Ownership	100.000	UnitedHealth Group Incorporated		
		.00000	46-5713629				Optum Technology, Inc.	.DE	NIA	Optum, Inc.	Ownership	100.000	UnitedHealth Group Incorporated		
		.00000	98-1097769				Optum UK Solutions Group Limited	.GBR	NIA	Optum Solutions UK Holdings Limited	Ownership	100.000	UnitedHealth Group Incorporated		
		.00000	58-2205984				Optum Women's and Children's Health, LLC	.DE	NIA	My Wellness Solutions, LLC	Ownership	100.000	UnitedHealth Group Incorporated		
		.00000	30-0580620	3119994			Optum, Inc.	.DE	.UIP	United HealthCare Services, Inc.	Ownership	100.000	UnitedHealth Group Incorporated		
		.00000	46-3983926				Optum360 Services, Inc.	.DE	NIA	Optum Rocket, Inc.	Ownership	69.000	UnitedHealth Group Incorporated		.2
		.00000	82-3446942				Optum360 Solutions, LLC	.DE	NIA	OptumInsight, Inc.	Ownership	100.000	UnitedHealth Group Incorporated		
		.00000	46-3328307				Optum360, LLC	.DE	NIA	Optum Rocket, Inc.	Ownership	69.000	UnitedHealth Group Incorporated		.2
		.00000	41-1591944				OptumHealth Care Solutions, LLC	.DE	NIA	OptumInsight, Inc.	Ownership	100.000	UnitedHealth Group Incorporated		
		.00000	47-0858530				OptumHealth Financial Services, Inc.	.DE	NIA	OptumHealth Holdings, LLC	Ownership	100.000	UnitedHealth Group Incorporated		
		.00000	47-1192395				OptumHealth Holdings, LLC	.DE	NIA	Optum, Inc.	Ownership	100.000	UnitedHealth Group Incorporated		
		.00000	98-1106868				OptumHealth International B.V.	.NLD	NIA	Catamaran S.à r.l.	Ownership	100.000	UnitedHealth Group Incorporated		
		.00000					OptumInsight Holdings, LLC	.DE	NIA	Optum, Inc.	Ownership	100.000	UnitedHealth Group Incorporated		
		.00000	04-3383745				OptumInsight Life Sciences, Inc.	.DE	NIA	OptumInsight, Inc.	Ownership	100.000	UnitedHealth Group Incorporated		

SCHEDULE Y
PART 1A - DETAIL OF INSURANCE HOLDING COMPANY SYSTEM

1	2	3	4	5	6	7	8	9	10	11	12	13	14	15	16
Group Code	Group Name	NAIC Company Code	ID Number	Federal RSSD	CIK	Name of Securities Exchange if Publicly Traded (U.S. or International)	Names of Parent, Subsidiaries Or Affiliates	Domi-ciliary Location	Relation-ship to Reporting Entity	Directly Controlled by (Name of Entity/Person)	Type of Control (Ownership, Board, Management, Attorney-in-Fact, Influence, Other)	If Control is Ownership Provide Percentage	Ultimate Controlling Entity(ies)/Person(s)	Is an SCA Filing Re-quired? (Y/N)	*
		.00000	41-1858498				OptumInsight, Inc.	.DE	NIA	OptumInsight Holdings, LLC	Ownership	100.000	UnitedHealth Group Incorporated		
		.00000	75-2578509				OptumRx Administrative Services, LLC	.TX	UIP	OptumRx Holdings I, LLC	Ownership	100.000	UnitedHealth Group Incorporated		
		.00000	31-1728846				OptumRx Discount Card Services, LLC	.DE	NIA	OptumRx PBM of Illinois, Inc.	Ownership	100.000	UnitedHealth Group Incorporated		
		.00000	47-4734235				OptumRx Group Holdings, Inc.	.DE	UIP	Optum, Inc.	Ownership	100.000	UnitedHealth Group Incorporated		
		.00000	46-0666840				OptumRx Health Solutions, LLC	.DE	UIP	OptumRx Administrative Services, LLC	Ownership	100.000	UnitedHealth Group Incorporated		
		.00000	80-0870454				OptumRx Holdings I, LLC	.DE	UIP	OptumRx Group Holdings, Inc.	Ownership	100.000	UnitedHealth Group Incorporated		
		.00000					OptumRx Holdings, LLC	.DE	NIA	Optum, Inc.	Ownership	100.000	UnitedHealth Group Incorporated		
		.00000	34-1472211				OptumRx Home Delivery of Ohio, LLC	.OH	NIA	OptumRx Health Solutions, LLC	Ownership	100.000	UnitedHealth Group Incorporated		
		.00000	20-0218027				OptumRx IPA III, Inc.	.NY	NIA	OptumRx PBM of Maryland, LLC	Ownership	100.000	UnitedHealth Group Incorporated		
		.00000	20-0151096				OptumRx NY IPA, Inc.	.NY	NIA	OptumRx, Inc.	Ownership	100.000	UnitedHealth Group Incorporated		
		.00000	27-3419292				OptumRx of Pennsylvania, LLC	.DE	NIA	OptumRx Health Solutions, LLC	Ownership	100.000	UnitedHealth Group Incorporated		
		.00000	11-2581812				OptumRx PBM of Illinois, Inc.	.DE	NIA	OptumRx Administrative Services, LLC	Ownership	100.000	UnitedHealth Group Incorporated		
		.00000	88-0361447				OptumRx PBM of Maryland, LLC	.NV	UDP	OptumRx Health Solutions, LLC	Ownership	100.000	UnitedHealth Group Incorporated		
		.00000	03-0592263				OptumRx PBM of Pennsylvania, LLC	.PA	NIA	OptumRx of Pennsylvania, LLC	Ownership	100.000	UnitedHealth Group Incorporated		
		.00000	26-1424534				OptumRx PBM of Puerto Rico, LLC	.NV	NIA	OptumRx PBM of Maryland, LLC	Ownership	100.000	UnitedHealth Group Incorporated		
		.00000	38-3693753				OptumRx PBM of Wisconsin, LLC	.WI	NIA	OptumRx PBM of Illinois, Inc.	Ownership	100.000	UnitedHealth Group Incorporated		
		.00000	16-1767416				OptumRx PD of Pennsylvania, LLC	.PA	NIA	OptumRx of Pennsylvania, LLC	Ownership	100.000	UnitedHealth Group Incorporated		
		.00000	88-0373347				OptumRx Pharmacy of Nevada, Inc.	.NV	NIA	OptumRx Health Solutions, LLC	Ownership	100.000	UnitedHealth Group Incorporated		
		.00000	47-3146510				OptumRx Pharmacy, Inc.	.DE	NIA	OptumRx, Inc.	Ownership	100.000	UnitedHealth Group Incorporated		
		.00000	33-0441200				OptumRx, Inc.	.CA	NIA	OptumRx Holdings, LLC	Ownership	100.000	UnitedHealth Group Incorporated		
		.00000	22-3883387				OREGON OUTPATIENT SURGERY CENTER, LLC	.OR	NIA	Providence & SCA Off-Campus Holdings, LLC	Influence	51.180	UnitedHealth Group Incorporated		5
		.00000	59-3125869				Orlando Center for Outpatient Surgery, L.P.	.GA	NIA	Surgical Health of Orlando, LLC	Ownership	51.000	UnitedHealth Group Incorporated		2
		.00000	46-2881462				Orthology Mid-Atlantic, Inc.	.DE	NIA	Orthology, Inc.	Ownership	100.000	UnitedHealth Group Incorporated		
		.00000	46-2742615				Orthology, Inc.	.DE	NIA	UnitedHealth Group Ventures, LLC	Ownership	100.000	UnitedHealth Group Incorporated		
		.00000	13-3960641				OrthoNet Holdings, Inc.	.DE	NIA	OptumHealth Care Solutions, LLC	Ownership	100.000	UnitedHealth Group Incorporated		
		.00000	13-3818652				OrthoNet LLC	.NY	NIA	OrthoNet Holdings, Inc.	Ownership	100.000	UnitedHealth Group Incorporated		
		.00000	13-4025898				OrthoNet New York IPA, Inc.	.NY	NIA	OrthoNet Holdings, Inc.	Ownership	100.000	UnitedHealth Group Incorporated		
.0707	UnitedHealth Group Incorporated	.11068	30-0029448				OrthoNet of the Mid-Atlantic, Inc.	.DE	IA	OrthoNet Holdings, Inc.	Ownership	100.000	UnitedHealth Group Incorporated		
		.00000	26-2884306				OrthoNet of the South, Inc.	.DE	NIA	OrthoNet Holdings, Inc.	Ownership	100.000	UnitedHealth Group Incorporated		
		.00000	46-1581769				OrthoNet Services, Inc.	.DE	NIA	OrthoNet Holdings, Inc.	Ownership	100.000	UnitedHealth Group Incorporated		
		.00000	20-0221966				OrthoNet West, Inc.	.DE	NIA	OrthoNet Holdings, Inc.	Ownership	100.000	UnitedHealth Group Incorporated		
		.00000	81-2594417				ORTHOPEDIC SURGERY CENTER OF PALM BEACH COUNTY, LLC	.FL	NIA	SCA-Palm Beach, LLC	Influence	20.000	UnitedHealth Group Incorporated		5
		.00000	41-1921007				Ovations, Inc.	.DE	NIA	United HealthCare Services, Inc.	Ownership	100.000	UnitedHealth Group Incorporated		
.0707	UnitedHealth Group Incorporated	.78026	06-1587795				Oxford Benefit Management, Inc.	.CT	NIA	Oxford Health Plans LLC	Ownership	100.000	UnitedHealth Group Incorporated		
.0707	UnitedHealth Group Incorporated	.96798	22-2797560				Oxford Health Insurance, Inc.	.NY	IA	UnitedHealthcare Insurance Company	Ownership	100.000	UnitedHealth Group Incorporated		
.0707	UnitedHealth Group Incorporated	.95506	06-1181201				Oxford Health Plans (CT), Inc.	.CT	IA	Oxford Health Plans LLC	Ownership	100.000	UnitedHealth Group Incorporated		
.0707	UnitedHealth Group Incorporated	.95479	22-2745725				Oxford Health Plans (NJ), Inc.	.NJ	IA	Oxford Health Plans LLC	Ownership	100.000	UnitedHealth Group Incorporated		
.0707	UnitedHealth Group Incorporated	.00000	06-1181200				Oxford Health Plans (NY), Inc.	.NY	IA	Oxford Health Plans LLC	Ownership	100.000	UnitedHealth Group Incorporated		
		.00000	52-2443751				Oxford Health Plans LLC	.DE	NIA	UnitedHealth Group Incorporated	Ownership	100.000	UnitedHealth Group Incorporated		
		.00000	27-0008097				P2P Link, LLC	.DE	NIA	SRPS, LLC	Ownership	100.000	UnitedHealth Group Incorporated		
.0707	UnitedHealth Group Incorporated	.70785	35-1137395				PacifiCare Life and Health Insurance Company	.IN	IA	United HealthCare Services, Inc.	Ownership	100.000	UnitedHealth Group Incorporated		
.0707	UnitedHealth Group Incorporated	.84506	95-2829463				PacifiCare Life Assurance Company	.CO	IA	United HealthCare Services, Inc.	Ownership	100.000	UnitedHealth Group Incorporated		
.0707	UnitedHealth Group Incorporated	.95617	94-3267522				PacifiCare of Arizona, Inc.	.AZ	IA	United HealthCare Services, Inc.	Ownership	100.000	UnitedHealth Group Incorporated		
.0707	UnitedHealth Group Incorporated	.95434	84-1011378				PacifiCare of Colorado, Inc.	.CO	IA	United HealthCare Services, Inc.	Ownership	100.000	UnitedHealth Group Incorporated		
.0707	UnitedHealth Group Incorporated	.95685	86-0875231				PacifiCare of Nevada, Inc.	.NV	IA	United HealthCare Services, Inc.	Ownership	100.000	UnitedHealth Group Incorporated		
		.00000	98-1444613				Paçífico S.A. Entidad Prestadora de Salud	.PER	NIA	Empremédica S. A.	Ownership	50.000	UnitedHealth Group Incorporated		
		.00000	62-1595402				Paoli Ambulatory Surgery Center	.PA	NIA	SCA-Paoli, LLC	Ownership	51.000	UnitedHealth Group Incorporated		2
		.00000	62-1547618				Paoli Surgery Center, L.P.	.TN	NIA	Paoli Ambulatory Surgery Center	Ownership	64.250	UnitedHealth Group Incorporated		2
		.00000	45-1484375				Park Hill Surgery Center, LLC	.TX	NIA	THR-SCA Holdings, LLC	Influence	51.000	UnitedHealth Group Incorporated		5
		.00000	20-4127100				Parkway Surgery Center, LLC	.DE	NIA	SCA-Hagerstown, LLC	Ownership	63.300	UnitedHealth Group Incorporated		2
		.00000	63-1271644				Pasteur Plaza Surgery Center GP, Inc.	.DE	NIA	ASC Network, LLC	Ownership	100.000	UnitedHealth Group Incorporated		
		.00000					Patrimonio Autónomo Nueva Clínica – PANC	.COL	NIA	Clínica del Country S.A.	Ownership	65.170	UnitedHealth Group Incorporated		

SCHEDULE Y
PART 1A - DETAIL OF INSURANCE HOLDING COMPANY SYSTEM

1	2	3	4	5	6	7	8	9	10	11	12	13	14	15	16
Group Code	Group Name	NAIC Company Code	ID Number	Federal RSSD	CIK	Name of Securities Exchange if Publicly Traded (U.S. or International)	Names of Parent, Subsidiaries Or Affiliates	Domi-ciliary Location	Relation-ship to Reporting Entity	Directly Controlled by (Name of Entity/Person)	Type of Control (Ownership, Board, Management, Attorney-in-Fact, Influence, Other)	If Control is Owner-ship Provide Percen-tage	Ultimate Controlling Entity(ies)/Person(s)	Is an SCA Filing Re-quired? (Y/N)	*
0707	UnitedHealth Group Incorporated	.00000					Patrimonio Autónomo Nueva Clínica – PANC.	.COL	NIA	Banmédica Internacional SpA	Ownership	9.590	UnitedHealth Group Incorporated		
		.00000	62-1451147				Payment Resolution Services, LLC	.TN	NIA	OptumInsight, Inc.	Ownership	100.000	UnitedHealth Group Incorporated		
		.00000	75-3265056				PCCCV, Inc.	.CA	NIA	PrimeCare Medical Network, Inc.	Ownership	100.000	UnitedHealth Group Incorporated		
		.00000	20-5662149				Peoples Health, Inc.	.LA	IA	New Orleans Regional Physician Hospital Organization, L.L.C.	Ownership	100.000	UnitedHealth Group Incorporated		
		.00000					Perham Physical Therapy, LTD.	.MN	NIA	Orthology, Inc.	Ownership	100.000	UnitedHealth Group Incorporated		
		.00000	58-1978405				Perimeter Center for Outpatient Surgery, L.P.	.GA	NIA	SHC Atlanta, LLC	Influence	18.643	UnitedHealth Group Incorporated		5
		.00000	23-2171049				Pharmacy Software Holdco, Inc.	.PA	NIA	OptumRx Administrative Services, LLC	Ownership	100.000	UnitedHealth Group Incorporated		
		.00000	35-2288416				PHC Subsidiary Holdings, LLC	.TX	NIA	United HealthCare Services, Inc.	Ownership	100.000	UnitedHealth Group Incorporated		
		.00000	81-2902954				Physician Alliance of the Rockies, LLC	.CO	NIA	New West Physicians, Inc.	Ownership	100.000	UnitedHealth Group Incorporated		
		.00000	30-0516435				Physician Partners Medical Group, Inc.	.CA	NIA	Physician(s) owned	Influence	0.000	UnitedHealth Group Incorporated		4
		.00000	59-3438026				PHYSICIANS DAY SURGERY CENTER, LLC	.FL	NIA	SCA-Naples, LLC	Ownership	51.000	UnitedHealth Group Incorporated		2
		.11494	04-3677255				Physicians Health Choice of Texas, LLC	.TX	IA	PHC Subsidiary Holdings, LLC	Ownership	100.000	UnitedHealth Group Incorporated		
		.00000	52-1162824				Physicians Health Plan of Maryland, Inc.	.MD	NIA	United HealthCare Services, Inc.	Ownership	100.000	UnitedHealth Group Incorporated		
							Anil Assistência Médica Internacional S.A.								
		.00000	98-1388873				Piano de Saúde Ana Costa Ltda.	.BRA	IA	Santos Administração e Participações S.A.	Ownership	74.860	UnitedHealth Group Incorporated		
		.00000	98-1388873				Piano de Saúde Ana Costa Ltda.	.BRA	IA		Ownership	25.140	UnitedHealth Group Incorporated		
							Plus One Health Management Puerto Rico, Inc.								
		.00000	66-0742844					.PR	NIA	Plus One Holdings, Inc.	Ownership	100.000	UnitedHealth Group Incorporated		
		.00000	13-3613705				Plus One Holdings, Inc.	.DE	NIA	OptumHealth Care Solutions, LLC	Ownership	100.000	UnitedHealth Group Incorporated		
		.00000	80-0670247				PMI Acquisition, LLC	.DE	NIA	Progressive Enterprises Holdings, Inc.	Ownership	100.000	UnitedHealth Group Incorporated		
		.00000	26-3148744				PMSI Holdings, LLC	.DE	NIA	Progressive Enterprises Holdings, Inc.	Ownership	100.000	UnitedHealth Group Incorporated		
		.00000	59-3166848				PMSI Settlement Solutions, LLC	.FL	NIA	PMSI Holdings, LLC	Ownership	100.000	UnitedHealth Group Incorporated		
		.00000	56-2422696				PMSI, LLC	.FL	NIA	PMSI Holdings, LLC	Ownership	100.000	UnitedHealth Group Incorporated		
							Polar II Fundo de Investimento em Participações Multiestrategia	.BRA	NIA	UnitedHealthcare International IV S.á r.l.	Ownership	100.000	UnitedHealth Group Incorporated		
		.00000	98-1083164				Polo Holdco, LLC	.DE	NIA	Collaborative Care Holdings, LLC	Ownership	80.100	UnitedHealth Group Incorporated		2
		.00000	47-5563848				POMCO Network, Inc.	.NY	NIA	POMCO, Inc.	Ownership	100.000	UnitedHealth Group Incorporated		
		.00000	46-5415205				POMCO of Florida Ltd., Inc.	.FL	NIA	UMR, Inc.	Ownership	100.000	UnitedHealth Group Incorporated		
		.00000	65-0392785				POMCO West, Inc.	.DE	NIA	POMCO, Inc.	Ownership	100.000	UnitedHealth Group Incorporated		
		.00000	46-2975338				POMCO, Inc.	.NY	NIA	UMR, Inc.	Ownership	100.000	UnitedHealth Group Incorporated		
		.00000	15-0581348				Pomcoplus, LLC	.NY	NIA	UMR, Inc.	Ownership	100.000	UnitedHealth Group Incorporated		
		.00000	45-0482796				Pomerado Outpatient Surgical Center, Inc.	.CA	NIA	ASC Network, LLC	Ownership	100.000	UnitedHealth Group Incorporated		
		.00000	33-0261822				Pomerado Outpatient Surgical Center, L.P.	.CA	NIA	Pomerado Outpatient Surgical Center, Inc.	Ownership	57.500	UnitedHealth Group Incorporated		2
		.00000	33-0752699				Preferred Care Partners Holding, Corp.	.FL	NIA	United HealthCare Services, Inc.	Ownership	100.000	UnitedHealth Group Incorporated		
		.00000	65-0683927				Preferred Care Partners Medical Group, Inc.	.FL	NIA	Preferred Care Partners Holding, Corp.	Ownership	100.000	UnitedHealth Group Incorporated		
		.00000	26-1845018				Preferred Care Partners, Inc.	.FL	IA	Preferred Care Partners Holding, Corp.	Ownership	100.000	UnitedHealth Group Incorporated		
		.11176	65-0885893				PrimeCare Medical Network, Inc.	.CA	NIA	PrimeCare Medical Network, Inc.	Ownership	100.000	UnitedHealth Group Incorporated		
		.00000	75-3265059				Premier Choice ACO, Inc.			SCA Premier Surgery Center of Louisville, LLC	Ownership	51.000	UnitedHealth Group Incorporated		2
		.00000	72-1378216				Premier Surgery Center of Louisville, L.P.	.TN	NIA		Influence	0.000	UnitedHealth Group Incorporated		4
		.00000	33-0527335				Primary Care Associated Medical Group, Inc.	.CA	NIA	Physician(s) owned	Influence	0.000	UnitedHealth Group Incorporated		4
		.00000	30-0516440				Prime Community Care, Inc.	.CA	NIA	Physician(s) owned	Influence	0.000	UnitedHealth Group Incorporated		4
		.00000	88-0253112				Prime Health, Inc.	.NV	NIA	Sierra Health Services, Inc.	Ownership	100.000	UnitedHealth Group Incorporated		
		.00000	33-0607478				PrimeCare Medical Network, Inc.	.CA	IA	NAMM Holdings, Inc.	Ownership	100.000	UnitedHealth Group Incorporated		
		.00000	87-0757397				PrimeCare of Citrus Valley, Inc.	.CA	NIA	PrimeCare Medical Network, Inc.	Ownership	80.000	UnitedHealth Group Incorporated		2
		.00000	33-0674407				PrimeCare of Corona, Inc.	.CA	NIA	PrimeCare Medical Network, Inc.	Ownership	100.000	UnitedHealth Group Incorporated		
		.00000	33-0674401				PrimeCare of Hemet Valley, Inc.	.CA	NIA	PrimeCare Medical Network, Inc.	Ownership	100.000	UnitedHealth Group Incorporated		
		.00000	33-0674408				PrimeCare of Inland Valley, Inc.	.CA	NIA	PrimeCare Medical Network, Inc.	Ownership	100.000	UnitedHealth Group Incorporated		
		.00000	33-0674402				PrimeCare of Moreno Valley, Inc.	.CA	NIA	PrimeCare Medical Network, Inc.	Ownership	100.000	UnitedHealth Group Incorporated		
		.00000	33-0674400				PrimeCare of Redlands, Inc.	.CA	NIA	PrimeCare Medical Network, Inc.	Ownership	100.000	UnitedHealth Group Incorporated		
		.00000	33-0674404				PrimeCare of Riverside, Inc.	.CA	NIA	PrimeCare Medical Network, Inc.	Ownership	100.000	UnitedHealth Group Incorporated		
		.00000	14-1915328				PrimeCare of San Bernardino, Inc.	.CA	NIA	PrimeCare Medical Network, Inc.	Ownership	100.000	UnitedHealth Group Incorporated		
		.00000	33-0698439				PrimeCare of Sun City, Inc.	.CA	NIA	PrimeCare Medical Network, Inc.	Ownership	100.000	UnitedHealth Group Incorporated		

SCHEDULE Y
PART 1A - DETAIL OF INSURANCE HOLDING COMPANY SYSTEM

1	2	3	4	5	6	7	8	9	10	11	12	13	14	15	16
Group Code	Group Name	NAIC Company Code	ID Number	Federal RSSD	CIK	Name of Securities Exchange if Publicly Traded (U.S. or International)	Names of Parent, Subsidiaries Or Affiliates	Domi-ciliary Location	Relation-ship to Reporting Entity	Directly Controlled by (Name of Entity/Person)	Type of Control (Ownership, Board, Management, Attorney-in-Fact, Influence, Other)	If Control is Ownership Provide Per-centage	Ultimate Controlling Entity(ies)/Person(s)	Is an SCA Filing Re-quired? (Y/N)	*
		.00000	33-0674409				PrimeCare of Temecula, Inc.CA	..NIA	PrimeCare Medical Network, Inc.	Ownership.....	100.000	UnitedHealth Group Incorporated		
		.00000	14-1873402				Procura Management, Inc.DE	..NIA	Healthcare Solutions, Inc.	Ownership.....	100.000	UnitedHealth Group Incorporated		
		.00000	27-4371197				Progressive Enterprises Holdings, Inc.DE	..NIA	OptumRx, Inc.	Ownership.....	100.000	UnitedHealth Group Incorporated		
		.00000	31-1192384				Progressive Medical, LLC	..OH	..NIA	PMI Acquisition, LLC	Ownership.....	100.000	UnitedHealth Group Incorporated		
							ProHEALTH Accountable Care Medical Group, PLLC								
		.00000	45-4469117					..NY	..NIA	PROHEALTH CARE ASSOCIATES, L.L.P.	Influence.....	0.000	UnitedHealth Group Incorporated		.4
		.00000	11-3447394				ProHEALTH Ambulatory Surgery Center, Inc.NY	..NIA	Physician(s) owned	Influence.....	0.000	UnitedHealth Group Incorporated		.4
		.00000	11-3355604				ProHEALTH Care Associates LLP	..NY	..NIA	ProHEALTH Medical NY, P.C.	Influence.....	0.000	UnitedHealth Group Incorporated		.4
		.00000	32-0229091				ProHEALTH Fitness of Lake Success, LLC	..NY	..NIA	ProHEALTH Medical Management, LLC	Ownership.....	82.620	UnitedHealth Group Incorporated		.2
		.00000	47-1049961				ProHEALTH Medical Management, LLC	..DE	..NIA	Collaborative Care Holdings, LLC	Ownership.....	80.000	UnitedHealth Group Incorporated		.2
		.00000	45-5470737				ProHealth Physicians ACO, LLC	..CT	..NIA	ProHealth Physicians, Inc.	Ownership.....	100.000	UnitedHealth Group Incorporated		
		.00000	06-1446075				ProHealth Physicians, Inc.	..CT	..NIA	Polo Holdco, LLC	Ownership.....	100.000	UnitedHealth Group Incorporated		
		.00000	06-1469068				ProHealth Physicians, P.C.	..CT	..NIA	Physician(s) owned	Influence.....	0.000	UnitedHealth Group Incorporated		.4
		.00000	06-1469068				ProHealth Physicians, P.C.	..CT	..NIA	ProHealth Physicians, Inc.	Influence.....	0.000	UnitedHealth Group Incorporated		.4
		.00000	32-0455430				ProHealth Proton Center Management, LLC	..DE	..NIA	ProHEALTH Medical Management, LLC	Ownership.....	100.000	UnitedHealth Group Incorporated		
							ProHEALTH Urgent Care Medicine of New Jersey LLP	..NJ	..NIA	Physician(s) owned	Influence.....	0.000	UnitedHealth Group Incorporated		.4
		.00000	47-5661535					..NY	..NIA	PROHEALTH CARE ASSOCIATES, L.L.P.	Influence.....	0.000	UnitedHealth Group Incorporated		.4
		.00000	46-1883579				ProHEALTH Urgent Care Medicine, PLLC								
		.00000					Promotora Country S.A.	..COL	..NIA	Banmédica S.A.	Ownership.....	50.000	UnitedHealth Group Incorporated		.3
		.00000	22-3493126				Pronounced Health Solutions, Inc.	..DE	..NIA	My Wellness Solutions, LLC	Ownership.....	100.000	UnitedHealth Group Incorporated		
		.00000	98-1444638				Prosemedic S.A.C.	..PER	..NIA	Pacifico S.A. Entidad Prestadora de Salud	Ownership.....	80.000	UnitedHealth Group Incorporated		.1
		.00000	90-0876656				PS Center, LLC	..CA	..NIA	Beach Surgical Holdings II LLC	Influence.....	100.000	UnitedHealth Group Incorporated		.5
		.00000	93-1068319				Pueblo-SCA Surgery Center, LLC	..DE	..NIA	SC Affiliates, LLC	Ownership.....	100.000	UnitedHealth Group Incorporated		
		.00000					Pulse Platform, LLC	..DE	..NIA	Rally Health, Inc.	Ownership.....	100.000	UnitedHealth Group Incorporated		
		.00000	46-3901920				QoL Acquisition Holdings Corp.	..DE	..NIA	Genoa Healthcare, Inc.	Ownership.....	100.000	UnitedHealth Group Incorporated		
		.00000	52-2016292				Quality Software Services, Inc.	..MD	..NIA	OptumInsight, Inc.	Ownership.....	100.000	UnitedHealth Group Incorporated		
		.00000	35-2493256				Rally Health, Inc.	..DE	..NIA	Optum Digital Health Holdings, LLC	Ownership.....	100.000	UnitedHealth Group Incorporated		
		.00000	80-0947972				Real Appeal, Inc.	..DE	..NIA	Rally Health, Inc.	Ownership.....	100.000	UnitedHealth Group Incorporated		
		.00000					Recaudación y Cobranzas Honodav Ltda.CHL	..NIA	Clínica Dávila y Servicios Médicos S.A.	Ownership.....	99.000	UnitedHealth Group Incorporated		
		.00000					Recaudación y Cobranzas Honodav Ltda.CHL	..NIA	Servicios Integrados de Salud Ltda.	Ownership.....	1.000	UnitedHealth Group Incorporated		
		.00000	94-3115625				Redlands Ambulatory Surgery Center	..CA	..NIA	Redlands-SCA Surgery Centers, Inc.	Ownership.....	54.000	UnitedHealth Group Incorporated		.2
							Redlands Family Practice Medical Group, Inc.								
		.00000	56-2627067					..CA	..NIA	Physician(s) owned	Influence.....	0.000	UnitedHealth Group Incorporated		.4
		.00000	94-3115627				Redlands-SCA Surgery Centers, Inc.	..CA	..NIA	SC Affiliates, LLC	Ownership.....	100.000	UnitedHealth Group Incorporated		
		.00000	22-2912515				Reliant Medical Group, Inc.	..MA	..NIA	Reliant MSO, LLC	Influence.....	0.000	UnitedHealth Group Incorporated		.4
		.00000	82-3745100				Reliant MSO, LLC	..DE	..NIA	Collaborative Care Holdings, LLC	Ownership.....	100.000	UnitedHealth Group Incorporated		
		.00000	32-0543788				Renai Health Holdings, Inc.	..DE	..NIA	UnitedHealth Group Ventures, LLC	Ownership.....	100.000	UnitedHealth Group Incorporated		
		.00000	82-3161933				Renai Health IPA, LLC	..DE	..NIA	Renai Health Holdings, Inc.	Ownership.....	100.000	UnitedHealth Group Incorporated		
		.00000	82-3130872				Renai Health Management, LLC	..DE	..NIA	Renai Health Holdings, Inc.	Ownership.....	100.000	UnitedHealth Group Incorporated		
		.00000	46-0758315				River Valley ASC, LLC	..CT	..NIA	SCA-River Valley, LLC	Ownership.....	57.540	UnitedHealth Group Incorporated		.2
		.00000	32-0500242				Riverside Medical Management, LLC	..DE	..NIA	ProHEALTH Medical Management, LLC	Ownership.....	100.000	UnitedHealth Group Incorporated		
		.00000	22-3624559				Riverside Pediatric Group, P.C.	..NJ	..NIA	Physician(s) owned	Influence.....	0.000	UnitedHealth Group Incorporated		.4
		.00000	86-0857176				Robert B. McBeath, M.D. II, P.C.	..NV	..NIA	Physician(s) owned	Influence.....	0.000	UnitedHealth Group Incorporated		.4
		.00000					Robert B. McBeath, M.D. III, P.C.	..NV	..NIA	Physician(s) owned	Influence.....	0.000	UnitedHealth Group Incorporated		.4
							Robert B. McBeath, M.D., Professional Corporation	..NV	..NIA	Physician(s) owned	Influence.....	0.000	UnitedHealth Group Incorporated		.4
		.00000	88-0310956												
							Rocky Mountain Health Maintenance Organization, Incorporated	..CO	..IA	United HealthCare Services, Inc.	Ownership.....	100.000	UnitedHealth Group Incorporated		
..0707	UnitedHealth Group Incorporated	.95482	84-0614905				Rocky Mountain Health Management Corporation	..CO	..NIA	Rocky Mountain Health Maintenance Organization, Incorporated	Ownership.....	100.000	UnitedHealth Group Incorporated		
		.00000	84-1009248												
		.00000	84-1224718				Rocky Mountain HealthCare Options, Inc.	..CO	..NIA	Organization, Incorporated	Ownership.....	100.000	UnitedHealth Group Incorporated		
		.00000	45-4148369				ROCS Holdings, LLC	..IN	..NIA	SCA ROCS Holdings, LLC	Influence.....	49.000	UnitedHealth Group Incorporated		.5
		.00000					Saden S.A.	..CHL	..NIA	Banmédica S.A.	Ownership.....	99.920	UnitedHealth Group Incorporated		

SCHEDULE Y
PART 1A - DETAIL OF INSURANCE HOLDING COMPANY SYSTEM

1	2	3	4	5	6	7	8	9	10	11	12	13	14	15	16
Group Code	Group Name	NAIC Company Code	ID Number	Federal RSSD	CIK	Name of Securities Exchange if Publicly Traded (U.S. or International)	Names of Parent, Subsidiaries Or Affiliates	Domi-ciliary Location	Relation-ship to Reporting Entity	Directly Controlled by (Name of Entity/Person)	Type of Control (Ownership, Board, Management, Attorney-in-Fact, Influence, Other)	If Control is Owner-ship Provide Per-centage	Ultimate Controlling Entity(ies)/Person(s)	Is an SCA Filing Re-quired? (Y/N)	*
		.00000					Saden S.A.CHL	NIA.....	Clínica Dávila y Servicios Médicos S.A.	Ownership.....	0.080	UnitedHealth Group Incorporated		
		.00000	74-2462470				Salem Surgery Center, LLCOR	NIA.....	Surgicare of Salem, LLC	Ownership.....	67.000	UnitedHealth Group Incorporated		2
		.00000	45-2219585				Salveo Specialty Pharmacy, Inc.DE	NIA.....	OptumRx Administrative Services, LLC	Ownership.....	100.000	UnitedHealth Group Incorporated		
		.00000	77-0322251				San Diego Endoscopy CenterCA	NIA.....	Endoscopy Center Affiliates, Inc.	Influence.....	42.000	UnitedHealth Group Incorporated		5
		.00000	26-0287192				San Diego Sports and Minimally Invasive Surgery Center, LLCDE	NIA.....	SCA-San Diego, Inc.	Influence.....	31.608	UnitedHealth Group Incorporated		5
		.00000	27-3787593				Sand Lake SurgiCenter, LLCFL	NIA.....	SCA-Sand Lake, LLC	Ownership.....	52.450	UnitedHealth Group Incorporated		2
		.00000	91-2127820				Santa Cruz Endoscopy Center, LLCCA	NIA.....	SCA Pacific Holdings, Inc.	Ownership.....	50.000	UnitedHealth Group Incorporated		2
		.00000					Santa Helena Assistência Médica S.A.BRA	NIA.....	Elual Participações S.A.	Ownership.....	77.301	UnitedHealth Group Incorporated		2
		.00000					Santa Helena Assistência Médica S.A.BRA	NIA.....	Anil Assistência Médica Internacional S.A.	Ownership.....	22.292	UnitedHealth Group Incorporated		2
		.00000					Santos Administração e Participações S.A.BRA	NIA.....	Anil Assistência Médica Internacional S.A.	Ownership.....	100.000	UnitedHealth Group Incorporated		
		.00000	83-3057919				Sanvello Health Holdings, LLCDE	NIA.....	UnitedHealth Group Ventures, LLC	Ownership.....	85.790	UnitedHealth Group Incorporated		
		.00000	47-1920345				Sanvello Health Inc.DE	NIA.....	Sanvello Health Holdings, LLC	Ownership.....	100.000	UnitedHealth Group Incorporated		
		.00000	27-4028885				Savvysherpa Administrative Services, LLCMN	NIA.....	Savvysherpa, LLC	Ownership.....	100.000	UnitedHealth Group Incorporated		
		.00000	41-1934238				Savvysherpa Asia, Inc.PHL	NIA.....	Savvysherpa, LLC	Ownership.....	99.986	UnitedHealth Group Incorporated		2
		.00000	62-1149229				Savvysherpa, LLCDE	NIA.....	United HealthCare Services, Inc.	Ownership.....	100.000	UnitedHealth Group Incorporated		
		.00000	47-5014406				SC Affiliates, LLCDE	NIA.....	Surgical Care Affiliates, LLC	Ownership.....	100.000	UnitedHealth Group Incorporated		
		.00000	45-4230864				SCA Athens, LLCDE	NIA.....	SC Affiliates, LLC	Ownership.....	100.000	UnitedHealth Group Incorporated		
		.00000	45-4230864				SCA BOSC Holdings, LLCDE	NIA.....	SC Affiliates, LLC	Ownership.....	100.000	UnitedHealth Group Incorporated		
		.00000	45-4230864				SCA BOSC Holdings, LLCDE	NIA.....	National Surgery Centers, LLC	Ownership.....	25.000	UnitedHealth Group Incorporated		
		.00000	45-4230864				SCA BOSC Holdings, LLCDE	NIA.....	SC Affiliates, LLC	Ownership.....	25.000	UnitedHealth Group Incorporated		
		.00000	45-4230864				SCA BOSC Holdings, LLCDE	NIA.....	SunSurgery, LLC	Ownership.....	25.000	UnitedHealth Group Incorporated		
		.00000	47-2110605				SCA BOSC Holdings, LLCDE	NIA.....	Surgery Center Holding, LLC	Ownership.....	25.000	UnitedHealth Group Incorporated		
		.00000	47-3916468				SCA California Surgical Holdings, LLCDE	NIA.....	National Surgery Centers, LLC	Ownership.....	100.000	UnitedHealth Group Incorporated		
		.00000	47-5030792				SCA Capital, LLCDE	NIA.....	Surgical Care Affiliates, LLC	Ownership.....	100.000	UnitedHealth Group Incorporated		
		.00000	04-3170801				SCA Cedar Park Holdings, LLCDE	NIA.....	SCA Austin Holdings, LLC	Ownership.....	100.000	UnitedHealth Group Incorporated		
		.00000	62-1535981				SCA Danbury Surgical Center, LLCDE	NIA.....	SunSurgery, LLC	Ownership.....	67.000	UnitedHealth Group Incorporated		2
		.00000	98-1372069				SCA Development, LLCDE	NIA.....	SC Affiliates, LLC	Ownership.....	100.000	UnitedHealth Group Incorporated		
		.00000	98-1372069				SCA eCode Solutions Private LimitedIND	NIA.....	SC Affiliates, LLC	Ownership.....	100.000	UnitedHealth Group Incorporated		
		.00000	45-4230987				SCA eCode Solutions Private LimitedIND	NIA.....	eCode Solutions, LLC	Ownership.....	99.990	UnitedHealth Group Incorporated		
		.00000	45-4230987				SCA EHSC Holdings, LLCDE	NIA.....	eCode Solutions, LLC	Ownership.....	99.990	UnitedHealth Group Incorporated		
		.00000	45-4230987				SCA EHSC Holdings, LLCDE	NIA.....	National Surgery Centers, LLC	Ownership.....	25.000	UnitedHealth Group Incorporated		
		.00000	45-4230987				SCA EHSC Holdings, LLCDE	NIA.....	SC Affiliates, LLC	Ownership.....	25.000	UnitedHealth Group Incorporated		
		.00000	45-4230987				SCA EHSC Holdings, LLCDE	NIA.....	SunSurgery, LLC	Ownership.....	25.000	UnitedHealth Group Incorporated		
		.00000	47-5512838				SCA EHSC Holdings, LLCDE	NIA.....	Surgery Center Holding, LLC	Ownership.....	25.000	UnitedHealth Group Incorporated		
		.00000	47-5512838				SCA EWASC Holdings, LLCDE	NIA.....	Surgery Center Holding, LLC	Ownership.....	25.000	UnitedHealth Group Incorporated		
		.00000	47-5512838				SCA EWASC Holdings, LLCDE	NIA.....	National Surgery Centers, LLC	Ownership.....	25.000	UnitedHealth Group Incorporated		
		.00000	47-5512838				SCA EWASC Holdings, LLCDE	NIA.....	SC Affiliates, LLC	Ownership.....	25.000	UnitedHealth Group Incorporated		
		.00000	47-5512838				SCA EWASC Holdings, LLCDE	NIA.....	SunSurgery, LLC	Ownership.....	25.000	UnitedHealth Group Incorporated		
		.00000	47-5064834				SCA EWASC Holdings, LLCDE	NIA.....	Surgery Center Holding, LLC	Ownership.....	25.000	UnitedHealth Group Incorporated		
		.00000					SCA Hays Holdings, LLCDE	NIA.....	Surgery Center Holding, LLC	Ownership.....	25.000	UnitedHealth Group Incorporated		
		.00000	36-4869243				SCA Heartland Holdings, LLCDE	NIA.....	SCA Austin Holdings, LLC	Ownership.....	100.000	UnitedHealth Group Incorporated		
		.00000	27-1664837				SCA HoldCo, Inc.DE	NIA.....	SC Affiliates, LLC	Ownership.....	100.000	UnitedHealth Group Incorporated		
		.00000	47-1256943				SCA Holding Company, Inc.DE	NIA.....	Collaborative Care Holdings, LLC	Ownership.....	100.000	UnitedHealth Group Incorporated		
		.00000	45-4240475				SCA Holdings, Inc.CA	NIA.....	SCA Surgery Holdings, LLC	Ownership.....	100.000	UnitedHealth Group Incorporated		
		.00000	45-4240475				SCA IEC Holdings, LLCDE	NIA.....	National Surgery Centers, LLC	Ownership.....	100.000	UnitedHealth Group Incorporated		
		.00000	45-4240475				SCA IEC Holdings, LLCDE	NIA.....	National Surgery Centers, LLC	Ownership.....	25.000	UnitedHealth Group Incorporated		
		.00000	45-4240475				SCA IEC Holdings, LLCDE	NIA.....	SC Affiliates, LLC	Ownership.....	25.000	UnitedHealth Group Incorporated		
		.00000	45-4240475				SCA IEC Holdings, LLCDE	NIA.....	SunSurgery, LLC	Ownership.....	25.000	UnitedHealth Group Incorporated		
		.00000	45-2684108				SCA IEC Holdings, LLCDE	NIA.....	SunSurgery, LLC	Ownership.....	25.000	UnitedHealth Group Incorporated		
		.00000	45-2684108				SCA Indiana Holdings, LLCDE	NIA.....	Surgery Center Holding, LLC	Ownership.....	25.000	UnitedHealth Group Incorporated		
		.00000	45-2684108				SCA Indiana Holdings, LLCDE	NIA.....	National Surgery Centers, LLC	Ownership.....	25.000	UnitedHealth Group Incorporated		
		.00000	45-2684108				SCA Indiana Holdings, LLCDE	NIA.....	SC Affiliates, LLC	Ownership.....	25.000	UnitedHealth Group Incorporated		
		.00000	20-8116987				SCA Indiana Holdings, LLCDE	NIA.....	SunSurgery, LLC	Ownership.....	25.000	UnitedHealth Group Incorporated		
		.00000					SCA Indiana Holdings, LLCDE	NIA.....	Surgery Center Holding, LLC	Ownership.....	25.000	UnitedHealth Group Incorporated		
		.00000					SCA Nashville ASC, LLCTN	NIA.....	Nashville-SCA Surgery Centers, Inc.	Ownership.....	99.000	UnitedHealth Group Incorporated		

SCHEDULE Y
PART 1A - DETAIL OF INSURANCE HOLDING COMPANY SYSTEM

1	2	3	4	5	6	7	8	9	10	11	12	13	14	15	16
Group Code	Group Name	NAIC Company Code	ID Number	Federal RSSD	CIK	Name of Securities Exchange if Publicly Traded (U.S. or International)	Names of Parent, Subsidiaries Or Affiliates	Domi-ciliary Location	Relation-ship to Reporting Entity	Directly Controlled by (Name of Entity/Person)	Type of Control (Ownership, Board, Management, Attorney-in-Fact, Influence, Other)	If Control is Owner-ship Provide Per-centage	Ultimate Controlling Entity(ies)/Person(s)	Is an SCA Filing Re-quired? (Y/N)	*
		.00000	20-8116987				SCA Nashville ASC, LLC	TN	NIA	SC Affiliates, LLC	Ownership	1.000	UnitedHealth Group Incorporated		
		.00000	62-1505276				SCA of Clarksville, Inc.	TN	NIA	Surgical Health, LLC	Ownership	100.000	UnitedHealth Group Incorporated		
		.00000	27-1707364				SCA Pacific Holdings, Inc.	CA	NIA	SC Affiliates, LLC	Ownership	100.000	UnitedHealth Group Incorporated		
		.00000	46-1686425				SCA Pennsylvania Holdings, LLC	DE	NIA	Surgery Center Holding, LLC	Ownership	100.000	UnitedHealth Group Incorporated		
							SCA Premier Surgery Center of Louisville, LLC								
		.00000	72-1386840					DE	NIA	SC Affiliates, LLC	Ownership	100.000	UnitedHealth Group Incorporated		
		.00000	81-5211225				SCA Rockledge JV, LLC	DE	NIA	SCA-Merritt, LLC	Ownership	97.000	UnitedHealth Group Incorporated		2
		.00000	45-4252645				SCA ROCS Holdings, LLC	DE	NIA	National Surgery Centers, LLC	Ownership	25.000	UnitedHealth Group Incorporated		
		.00000	45-4252645				SCA ROCS Holdings, LLC	DE	NIA	SC Affiliates, LLC	Ownership	25.000	UnitedHealth Group Incorporated		
		.00000	45-4252645				SCA ROCS Holdings, LLC	DE	NIA	SunSurgery, LLC	Ownership	25.000	UnitedHealth Group Incorporated		
		.00000	45-4252645				SCA ROCS Holdings, LLC	DE	NIA	Surgery Center Holding, LLC	Ownership	25.000	UnitedHealth Group Incorporated		
		.00000	47-4928368				SCA Southwestern PA, LLC	DE	NIA	SC Affiliates, LLC	Ownership	100.000	UnitedHealth Group Incorporated		
		.00000	47-3165040				SCA Specialists of Florida, LLC	DE	NIA	SCA Surgery Holdings, LLC	Ownership	100.000	UnitedHealth Group Incorporated		
		.00000	46-4898819				SCA SSC Holdings, LLC	DE	NIA	National Surgery Centers, LLC	Ownership	25.000	UnitedHealth Group Incorporated		
		.00000	46-4898819				SCA SSC Holdings, LLC	DE	NIA	SC Affiliates, LLC	Ownership	25.000	UnitedHealth Group Incorporated		
		.00000	46-4898819				SCA SSC Holdings, LLC	DE	NIA	SunSurgery, LLC	Ownership	25.000	UnitedHealth Group Incorporated		
		.00000	46-4898819				SCA SSC Holdings, LLC	DE	NIA	Surgery Center Holding, LLC	Ownership	25.000	UnitedHealth Group Incorporated		
		.00000	45-4266502				SCA SSSC Holdings, LLC	DE	NIA	National Surgery Centers, LLC	Ownership	25.000	UnitedHealth Group Incorporated		
		.00000	45-4266502				SCA SSSC Holdings, LLC	DE	NIA	SC Affiliates, LLC	Ownership	25.000	UnitedHealth Group Incorporated		
		.00000	45-4266502				SCA SSSC Holdings, LLC	DE	NIA	SunSurgery, LLC	Ownership	25.000	UnitedHealth Group Incorporated		
		.00000	45-4266502				SCA SSSC Holdings, LLC	DE	NIA	Surgery Center Holding, LLC	Ownership	25.000	UnitedHealth Group Incorporated		
		.00000	47-5038680				SCA Stonegate Holdings, LLC	DE	NIA	SCA Austin Holdings, LLC	Ownership	100.000	UnitedHealth Group Incorporated		
		.00000	63-1286887				SCA Surgery Center of Cullman, LLC	DE	NIA	SC Affiliates, LLC	Ownership	100.000	UnitedHealth Group Incorporated		
		.00000	26-2602268				SCA Surgery Holdings, LLC	DE	NIA	Surgical Care Affiliates, LLC	Ownership	100.000	UnitedHealth Group Incorporated		
		.00000	46-4774546				SCA Surgery Partners, LLC	DE	NIA	National Surgery Centers, LLC	Ownership	100.000	UnitedHealth Group Incorporated		
		.00000	75-2501088				SCA Surgicare of Laguna Hills, LLC	DE	NIA	Surgery Center Holding, LLC	Ownership	100.000	UnitedHealth Group Incorporated		
		.00000	27-2096767				SCA Teammate Support Network	AL	NIA	Surgical Care Affiliates, LLC	Ownership	100.000	UnitedHealth Group Incorporated		
		.00000	74-2555097				SCA-Albuquerque Surgery Properties, Inc.	NM	NIA	SC Affiliates, LLC	Ownership	100.000	UnitedHealth Group Incorporated		
		.00000	47-1807383				SCA-Alliance, LLC	DE	NIA	SCA Surgery Holdings, LLC	Ownership	100.000	UnitedHealth Group Incorporated		
		.00000	82-4763869				SCA-Anne Arundel, LLC	DE	NIA	SC Affiliates, LLC	Ownership	100.000	UnitedHealth Group Incorporated		
		.00000	82-3857984				SCA-Bethesda, LLC	DE	NIA	SC Affiliates, LLC	Ownership	100.000	UnitedHealth Group Incorporated		
		.00000	62-1530120				SCA-Blue Ridge, LLC	DE	NIA	SC Affiliates, LLC	Ownership	100.000	UnitedHealth Group Incorporated		
		.00000					SCA-Bonita Springs, LLC	DE	NIA	SC Affiliates, LLC	Ownership	100.000	UnitedHealth Group Incorporated		
		.00000	82-1980137				SCA-Brandon, LLC	DE	NIA	SC Affiliates, LLC	Ownership	50.980	UnitedHealth Group Incorporated		2
		.00000	83-1094012				SCA-Castle Rock, LLC	DE	NIA	SC Affiliates, LLC	Ownership	100.000	UnitedHealth Group Incorporated		
		.00000	47-1535510				SCA-Central Florida, LLC	FL	NIA	SC Affiliates, LLC	Ownership	55.360	UnitedHealth Group Incorporated		2
		.00000	58-1709758				SCA-Charleston, LLC	DE	NIA	SCA Surgery Holdings, LLC	Ownership	100.000	UnitedHealth Group Incorporated		
		.00000	82-4511713				SCA-Chatham, LLC	DE	NIA	SC Affiliates, LLC	Ownership	100.000	UnitedHealth Group Incorporated		
		.00000	83-1093626				SCA-Cherry Creek, LLC	DE	NIA	SC Affiliates, LLC	Ownership	100.000	UnitedHealth Group Incorporated		
		.00000	81-3301058				SCA-Chevy Chase, LLC	DE	NIA	SC Affiliates, LLC	Ownership	100.000	UnitedHealth Group Incorporated		
		.00000	62-1516306				SCA-Citrus, Inc.	TN	NIA	SC Affiliates, LLC	Ownership	100.000	UnitedHealth Group Incorporated		
		.00000	93-1047471				SCA-Colorado Springs, LLC	DE	NIA	SC Affiliates, LLC	Ownership	100.000	UnitedHealth Group Incorporated		
		.00000	83-1585952				SCA-Connecticut Partners, LLC	DE	NIA	SunSurgery, LLC	Ownership	100.000	UnitedHealth Group Incorporated		
		.00000	47-4028383				SCA-Davenport, LLC	DE	NIA	SC Affiliates, LLC	Ownership	100.000	UnitedHealth Group Incorporated		
		.00000	82-1470227				SCA-Derry, LLC	DE	NIA	SC Affiliates, LLC	Ownership	78.873	UnitedHealth Group Incorporated		2
		.00000	81-3734814				SCA-Doral, LLC	DE	NIA	SC Affiliates, LLC	Ownership	100.000	UnitedHealth Group Incorporated		
		.00000	83-1093886				SCA-DRY CREEK, LLC	DE	NIA	SC Affiliates, LLC	Ownership	100.000	UnitedHealth Group Incorporated		
		.00000	83-1102015				SCA-DTC Holdings, LLC	DE	NIA	SC Affiliates, LLC	Ownership	100.000	UnitedHealth Group Incorporated		
		.00000	81-1594261				SCA-Dublin, LLC	DE	NIA	SC Affiliates, LLC	Ownership	100.000	UnitedHealth Group Incorporated		
		.00000	81-3301305				SCA-Encinitas, Inc.	DE	NIA	Surgical Health, LLC	Ownership	100.000	UnitedHealth Group Incorporated		
		.00000	62-1541235				SCA-Eugene, Inc.	TN	NIA	SC Affiliates, LLC	Ownership	100.000	UnitedHealth Group Incorporated		
		.00000					SCA-First Coast, LLC	DE	NIA	SC Affiliates, LLC	Ownership	100.000	UnitedHealth Group Incorporated		
		.00000	62-1551099				SCA-Florence, LLC	DE	NIA	SC Affiliates, LLC	Ownership	100.000	UnitedHealth Group Incorporated		
		.00000	93-1067967				SCA-Fort Collins, Inc.	CO	NIA	SC Affiliates, LLC	Ownership	100.000	UnitedHealth Group Incorporated		

SCHEDULE Y
PART 1A - DETAIL OF INSURANCE HOLDING COMPANY SYSTEM

1	2	3	4	5	6	7	8	9	10	11	12	13	14	15	16
Group Code	Group Name	NAIC Company Code	ID Number	Federal RSSD	CIK	Name of Securities Exchange if Publicly Traded (U.S. or International)	Names of Parent, Subsidiaries Or Affiliates	Domi-ciliary Location	Relation-ship to Reporting Entity	Directly Controlled by (Name of Entity/Person)	Type of Control (Ownership, Board, Management, Attorney-in-Fact, Influence, Other)	If Control is Owner-ship Provide Percen-tage	Ultimate Controlling Entity(ies)/Person(s)	Is an SCA Filing Re-quired? (Y/N)	*
		.00000	62-1502719				SCA-Fort Walton, Inc.	TN	NIA	SC Affiliates, LLC	Ownership	100.000	UnitedHealth Group Incorporated		
		.00000	47-3641516				SCA-Franklin, LLC	DE	NIA	SC Affiliates, LLC	Ownership	100.000	UnitedHealth Group Incorporated		
		.00000	81-2727879				SCA-Frederick, LLC	DE	NIA	SC Affiliates, LLC	Ownership	100.000	UnitedHealth Group Incorporated		
		.00000	82-3535257				SCA-Freeway Holdings, LLC	DE	NIA	SC Affiliates, LLC	Ownership	100.000	UnitedHealth Group Incorporated		
		.00000					SCA-Ft. Myers, LLC	DE	NIA	SC Affiliates, LLC	Ownership	100.000	UnitedHealth Group Incorporated		
		.00000	62-1547690				SCA-Gainesville, LLC	DE	NIA	SC Affiliates, LLC	Ownership	100.000	UnitedHealth Group Incorporated		
		.00000	81-1956407				SCA-Gladiolus, LLC	DE	NIA	SC Affiliates, LLC	Ownership	100.000	UnitedHealth Group Incorporated		
		.00000	82-1438326				SCA-GRANTS PASS, LLC	DE	NIA	SC Affiliates, LLC	Ownership	100.000	UnitedHealth Group Incorporated		
		.00000	81-2376695				SCA-Grove Place, LLC	DE	NIA	SC Affiliates, LLC	Ownership	100.000	UnitedHealth Group Incorporated		
		.00000	47-3466283				SCA-Hagerstown, LLC	DE	NIA	SC Affiliates, LLC	Ownership	100.000	UnitedHealth Group Incorporated		
		.00000	81-4605501				SCA-Hamden, LLC	DE	NIA	SC Affiliates, LLC	Ownership	100.000	UnitedHealth Group Incorporated		
		.00000	47-5229514				SCA-Hilton Head, LLC	DE	NIA	SC Affiliates, LLC	Ownership	100.000	UnitedHealth Group Incorporated		
		.00000	62-1506650				SCA-Honolulu, LLC	DE	NIA	SC Affiliates, LLC	Ownership	100.000	UnitedHealth Group Incorporated		
		.00000	81-3445356				SCA-Houston Executive, LLC	DE	NIA	SCA Pacific Holdings, Inc.	Ownership	100.000	UnitedHealth Group Incorporated		
		.00000	81-4905342				SCAI Holdings, LLC	DE	NIA	SCA HoldCo, Inc.	Ownership	100.000	UnitedHealth Group Incorporated		
		.00000	81-1666861				SCA-Illinois, LLC	DE	NIA	SCA Surgery Holdings, LLC	Ownership	100.000	UnitedHealth Group Incorporated		
		.00000	47-3930052				SCA-IT Holdings, LLC	DE	NIA	SC Affiliates, LLC	Ownership	100.000	UnitedHealth Group Incorporated		
		.00000	83-1102109				SCA-Kissing Camels Holdings, LLC	DE	NIA	SC Affiliates, LLC	Ownership	100.000	UnitedHealth Group Incorporated		
		.00000	81-4292506				SCA-Main Street, LLC	DE	NIA	SC Affiliates, LLC	Ownership	100.000	UnitedHealth Group Incorporated		
		.00000					SCA-Marina del Rey, LLC	CA	NIA	SC Affiliates, LLC	Ownership	100.000	UnitedHealth Group Incorporated		
		.00000	81-1367813				SCA-MC VBP, Inc.	DE	NIA	SC Affiliates, LLC	Ownership	100.000	UnitedHealth Group Incorporated		
		.00000	62-1184188				SCA-Mecklenburg Development Corp.	NC	NIA	SC Affiliates, LLC	Ownership	100.000	UnitedHealth Group Incorporated		
		.00000	81-4616104				SCA-Memorial City, LLC	DE	NIA	SC Affiliates, LLC	Ownership	100.000	UnitedHealth Group Incorporated		
		.00000	81-1771410				SCA-Merritt, LLC	DE	NIA	SC Affiliates, LLC	Ownership	100.000	UnitedHealth Group Incorporated		
		.00000	82-2455773				SCA-Midlands, LLC	DE	NIA	SC Affiliates, LLC	Ownership	100.000	UnitedHealth Group Incorporated		
		.00000	81-2976543				SCA-Midway Management, LLC	IL	NIA	SC Affiliates, LLC	Ownership	100.000	UnitedHealth Group Incorporated		
		.00000	83-1093787				SCA-Mile High Holdings, LLC	DE	NIA	SC Affiliates, LLC	Ownership	100.000	UnitedHealth Group Incorporated		
		.00000	80-0070617				SCA-Mobile, LLC	DE	NIA	SC Affiliates, LLC	Ownership	100.000	UnitedHealth Group Incorporated		
		.00000	81-1320467				SCA-Mokena Properties, LLC	DE	NIA	SCA-Mokena, LLC	Ownership	100.000	UnitedHealth Group Incorporated		
		.00000	81-1065674				SCA-Mokena, LLC	DE	NIA	SC Affiliates, LLC	Ownership	100.000	UnitedHealth Group Incorporated		
		.00000					SCA-Morris County, LLC	DE	NIA	SC Affiliates, LLC	Ownership	100.000	UnitedHealth Group Incorporated		
		.00000	62-1506655				SCA-Mt. Pleasant, LLC	DE	NIA	SC Affiliates, LLC	Ownership	100.000	UnitedHealth Group Incorporated		
		.00000	81-2850365				SCA-Naperville, LLC	DE	NIA	SC Affiliates, LLC	Ownership	100.000	UnitedHealth Group Incorporated		
		.00000	82-3002171				SCA-Naples, LLC	DE	NIA	SC Affiliates, LLC	Ownership	100.000	UnitedHealth Group Incorporated		
		.00000	81-1347328				SCA-ND VBP, Inc.	DE	NIA	SC Affiliates, LLC	Ownership	100.000	UnitedHealth Group Incorporated		
		.00000	47-4418919				SCA-New Jersey, LLC	DE	NIA	SC Affiliates, LLC	Ownership	100.000	UnitedHealth Group Incorporated		
		.00000	47-1760663				SCA-Newport Beach, LLC	CA	NIA	SC Affiliates, LLC	Ownership	100.000	UnitedHealth Group Incorporated		
		.00000					Scanner Centromed S.A.	CHL	NIA	Administradora Médica Centromed S.A.	Ownership	84.500	UnitedHealth Group Incorporated		2
		.00000	62-1589343				SCA-Northeast Georgia Health, LLC	TN	NIA	SCA-Gainesville, LLC	Ownership	50.100	UnitedHealth Group Incorporated		2
		.00000	81-3445510				SCA-Palm Beach MSO Holdings, LLC	DE	NIA	SunSurgery, LLC	Ownership	100.000	UnitedHealth Group Incorporated		
		.00000	82-3050836				SCA-Palm Beach, LLC	DE	NIA	SC Affiliates, LLC	Ownership	100.000	UnitedHealth Group Incorporated		
		.00000	62-1538850				SCA-Paoli, LLC	DE	NIA	SC Affiliates, LLC	Ownership	100.000	UnitedHealth Group Incorporated		
		.00000	47-2785908				SCA-Phoenix, LLC	DE	NIA	SC Affiliates, LLC	Ownership	100.000	UnitedHealth Group Incorporated		
		.00000	47-1620189				SCA-Pocono, LLC	DE	NIA	SC Affiliates, LLC	Ownership	100.000	UnitedHealth Group Incorporated		
		.00000	81-4139195				SCA-PORTLAND, LLC	DE	NIA	SC Affiliates, LLC	Ownership	100.000	UnitedHealth Group Incorporated		
		.00000					SCA-Practice Partners Holdings, LLC	DE	NIA	SC Affiliates, LLC	Ownership	100.000	UnitedHealth Group Incorporated		
		.00000	81-4304317				SCA-River Valley, LLC	DE	NIA	SC Affiliates, LLC	Ownership	100.000	UnitedHealth Group Incorporated		
		.00000	47-1647512				SCA-Rockville, LLC	DE	NIA	SC Affiliates, LLC	Ownership	100.000	UnitedHealth Group Incorporated		
		.00000	81-2963561				SCA-San Diego, Inc.	DE	NIA	Surgical Health, LLC	Ownership	100.000	UnitedHealth Group Incorporated		
		.00000	94-3138088				SCA-San Luis Obispo, LLC	DE	NIA	SC Affiliates, LLC	Ownership	100.000	UnitedHealth Group Incorporated		
		.00000	47-1685878				SCA-Sand Lake, LLC	FL	NIA	SC Affiliates, LLC	Ownership	100.000	UnitedHealth Group Incorporated		
		.00000	88-0185362				SCA-Santa Rosa, Inc.	NV	NIA	SC Affiliates, LLC	Ownership	100.000	UnitedHealth Group Incorporated		
		.00000	62-1179532				SCA-Shelby Development Corp.	TN	NIA	SC Affiliates, LLC	Ownership	100.000	UnitedHealth Group Incorporated		
		.00000	81-3300613				SCA-Somerset, LLC	DE	NIA	SCA Surgery Holdings, LLC	Ownership	100.000	UnitedHealth Group Incorporated		

SCHEDULE Y
PART 1A - DETAIL OF INSURANCE HOLDING COMPANY SYSTEM

1	2	3	4	5	6	7	8	9	10	11	12	13	14	15	16
Group Code	Group Name	NAIC Company Code	ID Number	Federal RSSD	CIK	Name of Securities Exchange if Publicly Traded (U.S. or International)	Names of Parent, Subsidiaries Or Affiliates	Domi-ciliary Location	Relation-ship to Reporting Entity	Directly Controlled by (Name of Entity/Person)	Type of Control (Ownership, Board, Management, Attorney-in-Fact, Influence, Other)	If Control is Owner-ship Provide Percen-tage	Ultimate Controlling Entity(ies)/Person(s)	Is an SCA Filing Re-quired? (Y/N)	*
		.00000	22-3117714				SCA-South Jersey, LLC	.DE	NIA	SC Affiliates, LLC	Ownership	100.000	UnitedHealth Group Incorporated		
		.00000	47-2676325				SCA-Sparta, LLC	.DE	NIA	SC Affiliates, LLC	Ownership	100.000	UnitedHealth Group Incorporated		
		.00000	82-4499088				SCA-Spartanburg Holdings, LLC	.DE	NIA	SC Affiliates, LLC	Ownership	100.000	UnitedHealth Group Incorporated		
		.00000	47-4106989				SCA-St. Louis, LLC	.DE	NIA	Surgical Health, LLC	Ownership	100.000	UnitedHealth Group Incorporated		
		.00000	82-3270591				SCA-St. Lucie, LLC	.DE	NIA	SC Affiliates, LLC	Ownership	100.000	UnitedHealth Group Incorporated		
		.00000	81-4371453				SCA-SurgiCare, LLC	.DE	NIA	SC Affiliates, LLC	Ownership	100.000	UnitedHealth Group Incorporated		
		.00000	81-2455241				SCA-Swiftpath, LLC	.DE	NIA	SC Affiliates, LLC	Ownership	100.000	UnitedHealth Group Incorporated		
		.00000	82-1987225				SCA-VERTA, LLC	.DE	NIA	SC Affiliates, LLC	Ownership	100.000	UnitedHealth Group Incorporated		
		.00000	82-2294882				SCA-Wake Forest, LLC	.DE	NIA	SC Affiliates, LLC	Ownership	100.000	UnitedHealth Group Incorporated		
		.00000	82-1449412				SCA-Western Connecticut, LLC	.DE	NIA	SC Affiliates, LLC	Ownership	100.000	UnitedHealth Group Incorporated		
		.00000	82-3689825				SCA-Westover Hills, LLC	.DE	NIA	SC Affiliates, LLC	Ownership	100.000	UnitedHealth Group Incorporated		
		.00000					SCA-Wilmington, LLC	.DE	NIA	SC Affiliates, LLC	Ownership	100.000	UnitedHealth Group Incorporated		
		.00000	47-2890788				SCA-Wilson, LLC	.DE	NIA	SCA Surgery Holdings, LLC	Ownership	100.000	UnitedHealth Group Incorporated		
		.00000	81-1159878				SCA-Winchester, LLC	.DE	NIA	SC Affiliates, LLC	Ownership	100.000	UnitedHealth Group Incorporated		
		.00000	62-1525777				SCA-Winter Park, Inc.	.TN	NIA	SC Affiliates, LLC	Ownership	100.000	UnitedHealth Group Incorporated		
		.00000	82-3528300				SCA-Woodlands Holdings, LLC	.DE	NIA	SC Affiliates, LLC	Ownership	100.000	UnitedHealth Group Incorporated		
		.00000	27-2635371				SCP Specialty Infusion, LLC	.DE	NIA	BriovaRx Infusion Services, Inc.	Ownership	100.000	UnitedHealth Group Incorporated		
		.00000	45-3629080				Script Relief LLC	.DE	NIA	OptumRx PBM of Illinois, Inc.	Ownership	58.000	UnitedHealth Group Incorporated		
		.00000	45-3629080				Script Relief LLC	.DE	NIA	OptumRx Health Solutions, LLC	Ownership	42.000	UnitedHealth Group Incorporated		
		.00000	98-1097822				ScriptSwitch Limited	.GBR	NIA	Optum UK Solutions Group Limited	Ownership	100.000	UnitedHealth Group Incorporated		
										Anil Assistência Médica Internacional S.A.					
		.00000	98-1202716				Seisa Serviços Integrados de Saúde Ltda.	.BRA	NIA		Ownership	99.990	UnitedHealth Group Incorporated		2
										Cemed Care – Empresa de Atendimento Clínico					
		.00000	98-1202716				Seisa Serviços Integrados de Saúde Ltda.	.BRA	NIA	Geral Ltda.	Ownership	0.000	UnitedHealth Group Incorporated		2
		.00000	42-1709357				Senate Street Surgery Center, LLC	.IN	NIA	SCA SSSC Holdings, LLC	Ownership	50.720	UnitedHealth Group Incorporated		2
		.00000	27-1533951				Serquinox Holdings LLC	.DE	NIA	BriovaRx Infusion Services, Inc.	Ownership	100.000	UnitedHealth Group Incorporated		
							Servicios de Entrenamiento en Competencias Clínicas Ltda.	.CHL	NIA	Clínica Santa María S.A.	Ownership	99.900	UnitedHealth Group Incorporated		
							Servicios de Entrenamiento en Competencias Clínicas Ltda.	.CHL	NIA						
		.00000					Servicios Integrados de Salud Ltda.	.CHL	NIA	Sociedad de Inversiones Santa María S.A.	Ownership	0.100	UnitedHealth Group Incorporated		
		.00000					Servicios Integrados de Salud Ltda.	.CHL	NIA	Clínica Dávila y Servicios Médicos S.A.	Ownership	99.900	UnitedHealth Group Incorporated		
		.00000					Servicios Integrados de Salud Ltda.	.CHL	NIA	Clínica Santa María S.A.	Ownership	0.100	UnitedHealth Group Incorporated		
		.00000					Servicios Médicos Amed Quilpué S.A.	.CHL	NIA	Centromed Quilpué S.A.	Ownership	99.900	UnitedHealth Group Incorporated		
		.00000					Servicios Médicos Amed Quilpué S.A.	.CHL	NIA	Laboratorios Médicos Amed Quilpué S.A.	Ownership	0.100	UnitedHealth Group Incorporated		
		.00000					Servicios Médicos Bio Bio Limitada	.CHL	NIA	Clínica Bio Bio S.A.	Ownership	99.000	UnitedHealth Group Incorporated		
		.00000					Servicios Médicos Bio Bio Limitada	.CHL	NIA	Saden S.A.	Ownership	1.000	UnitedHealth Group Incorporated		
		.00000					Servicios Médicos Ciudad del Mar Ltda.	.CHL	NIA	Clínica Ciudad del Mar S.A.	Ownership	99.000	UnitedHealth Group Incorporated		
		.00000					Servicios Médicos Ciudad del Mar Ltda.	.CHL	NIA	Saden S.A.	Ownership	1.000	UnitedHealth Group Incorporated		
		.00000					Servicios Médicos Santa María Limitada	.CHL	NIA	Sociedad de Inversiones Santa Maria S.A.	Ownership	99.176	UnitedHealth Group Incorporated		
		.00000					Servicios Médicos Santa María Limitada	.CHL	NIA	Clínica Santa María S.A.	Ownership	0.824	UnitedHealth Group Incorporated		
		.00000					Servicios Médicos Vespucio Ltda.	.CHL	NIA	Clínica Vespucio S.A.	Ownership	99.000	UnitedHealth Group Incorporated		
		.00000					Servicios Médicos Vespucio Ltda.	.CHL	NIA	Saden S.A.	Ownership	1.000	UnitedHealth Group Incorporated		
		.00000	45-4233576				SharedClarity LLC	.DE	NIA	United HealthCare Services, Inc.	Ownership	100.000	UnitedHealth Group Incorporated		
		.00000	58-1978974				SHC Atlanta, LLC	.DE	NIA	Surgical Health, LLC	Ownership	100.000	UnitedHealth Group Incorporated		
		.00000	58-2013443				SHC Austin, Inc.	.GA	NIA	Surgical Health, LLC	Ownership	100.000	UnitedHealth Group Incorporated		
		.00000	58-2062812				SHC Hawthorn, Inc.	.GA	NIA	Surgical Health, LLC	Ownership	100.000	UnitedHealth Group Incorporated		
		.00000	58-2101924				SHC Melbourne, Inc.	.GA	NIA	Surgical Health, LLC	Ownership	100.000	UnitedHealth Group Incorporated		
		.00000	62-1223273				Shelby Surgery Properties, Inc.	.TN	NIA	SC Affiliates, LLC	Ownership	100.000	UnitedHealth Group Incorporated		
							Sierra Health and Life Insurance Company, Inc.	.NV	.IA	Sierra Health Services, Inc.	Ownership	100.000	UnitedHealth Group Incorporated		
.0707	UnitedHealth Group Incorporated	.71420	94-0734860				Sierra Health Services, Inc.	.NV	NIA	UnitedHealthcare, Inc.	Ownership	100.000	UnitedHealth Group Incorporated		
		.00000	88-0200415				Sierra Health-Care Options, Inc.	.NV	NIA	Sierra Health Services, Inc.	Ownership	100.000	UnitedHealth Group Incorporated		
		.00000	88-0254322				Sierra Home Medical Products, Inc.	.NV	NIA	Sierra Health Services, Inc.	Ownership	100.000	UnitedHealth Group Incorporated		
		.00000	88-0385705				Sierra Nevada Administrators, Inc.	.NV	NIA	Sierra Health Services, Inc.	Ownership	100.000	UnitedHealth Group Incorporated		
		.00000	88-0264562												

SCHEDULE Y
PART 1A - DETAIL OF INSURANCE HOLDING COMPANY SYSTEM

1	2	3	4	5	6	7	8	9	10	11	12	13	14	15	16
Group Code	Group Name	NAIC Company Code	ID Number	Federal RSSD	CIK	Name of Securities Exchange if Publicly Traded (U.S. or International)	Names of Parent, Subsidiaries Or Affiliates	Domi-ciliary Location	Relation-ship to Reporting Entity	Directly Controlled by (Name of Entity/Person)	Type of Control (Ownership, Board, Management, Attorney-in-Fact, Influence, Other)	If Control is Owner-ship Provide Percen-tage	Ultimate Controlling Entity(ies)/Person(s)	Is an SCA Filing Re-quired? (Y/N)	*
		.00000					Sistema de Administración Hospitalaria S.A.C.	.PER	NIA	Pacífico S.A. Entidad Prestadora de Salud	Ownership	99.870	UnitedHealth Group Incorporated		1
		.00000					Sobam – Centro Médico Hospitalar S.A.	.BRA	IA	Santa Helena Assistência Médica S.A.	Ownership	100.000	UnitedHealth Group Incorporated		
		.00000	98-1453235				Sociedad de Inversiones Santa María S.A.	.CHL	NIA	Clínica Santa María S.A.	Ownership	99.743	UnitedHealth Group Incorporated		
		.00000	98-1453235				Sociedad de Inversiones Santa María S.A.	.CHL	NIA	Clínica Dávila y Servicios Médicos S.A.	Ownership	0.257	UnitedHealth Group Incorporated		
							Sociedad Editorial para la Ciencia Limitada.								
		.00000	98-1462570					.COL	NIA	Banmédica S.A.	Ownership	76.290	UnitedHealth Group Incorporated		2
		.00000	20-8433398				Somerset Outpatient Surgery, L.L.C.	.NJ	NIA	SCA-Somerset, LLC	Ownership	58.950	UnitedHealth Group Incorporated		2
		.00000	88-0201420				Southwest Medical Associates, Inc.	.NV	NIA	Sierra Health Services, Inc.	Ownership	100.000	UnitedHealth Group Incorporated		
		.00000	38-2609888				Southwest Michigan Health Network Inc.	.MI	NIA	UnitedHealthcare, Inc.	Ownership	100.000	UnitedHealth Group Incorporated		
		.00000	36-4369359				Southwest Surgery Center, LLC	.IL	NIA	SCA-Mokena, LLC	Ownership	54.300	UnitedHealth Group Incorporated		2
		.00000	75-2516426				Space Coast Surgical Center, Ltd.	.FL	NIA	SCA Rockledge JV, LLC	Ownership	52.190	UnitedHealth Group Incorporated		2
		.00000	57-0953005				Spartanburg Surgery Center, LLC	.SC	NIA	SCA-Spartanburg Holdings, LLC	Influence	10.700	UnitedHealth Group Incorporated		5
		.00000	55-0790742				Specialists in Urology Surgery Center, LLC	.FL	NIA	SCA Specialists of Florida, LLC	Ownership	100.000	UnitedHealth Group Incorporated		
		.00000	25-1868213				Specialized Pharmaceuticals, Inc.	.PA	NIA	QoL Acquisition Holdings Corp.	Ownership	100.000	UnitedHealth Group Incorporated		
		.00000	41-1921983				Specialty Benefits, LLC	.DE	NIA	United HealthCare Services, Inc.	Ownership	100.000	UnitedHealth Group Incorporated		
		.00000	20-3412545				Specialty Surgical Center, LLC	.NJ	NIA	SCA-Sparta, LLC	Ownership	51.000	UnitedHealth Group Incorporated		2
		.00000	71-0886811				Spectera of New York, IPA, Inc.	.NY	NIA	Spectera, Inc.	Ownership	100.000	UnitedHealth Group Incorporated		
		.00000	52-1260282				Spectera, Inc.	.MD	NIA	Specialty Benefits, LLC	Ownership	100.000	UnitedHealth Group Incorporated		
		.00000	81-1387232				SPINETRACK 20/20, Inc.	.CA	NIA	SCA-ND VBP, Inc.	Ownership	100.000	UnitedHealth Group Incorporated		
		.00000					Sports and Spinal Physical Therapy, Inc.	.DC	NIA	Orthology, Inc.	Ownership	100.000	UnitedHealth Group Incorporated		
		.00000	46-5587702				Spotlite, Inc.	.DE	NIA	Rally Health, Inc.	Ownership	100.000	UnitedHealth Group Incorporated		
		.00000	62-1770924				SRPS, LLC	.DE	NIA	Progressive Enterprises Holdings, Inc.	Ownership	100.000	UnitedHealth Group Incorporated		
		.00000	45-4148167				SSSC Holdings, LLC	.IN	NIA	SCA SSSC Holdings, LLC	Influence	49.000	UnitedHealth Group Incorporated		5
							St. Cloud Outpatient Surgery, Ltd., a								
		.00000	75-2201400				Minnesota Limited Partnership	.MN	NIA	St. Cloud Surgical Center, LLC	Influence	23.383	UnitedHealth Group Incorporated		5
		.00000	41-1348916				St. Cloud Surgical Center, LLC	.DE	NIA	Surgery Center Holding, LLC	Ownership	100.000	UnitedHealth Group Incorporated		
		.00000	20-1211544				Stonegate Surgery Center, L.P.	.TX	NIA	SCA Stonegate Holdings, LLC	Ownership	58.670	UnitedHealth Group Incorporated		2
		.00000	27-2944223				Streamlines Health, LLC	.MN	NIA	Savvysherpa, LLC	Ownership	100.000	UnitedHealth Group Incorporated		
		.00000	06-1082848				SunSurgery, LLC	.DE	NIA	Surgical Care Affiliates, LLC	Ownership	100.000	UnitedHealth Group Incorporated		
		.00000	82-5207693				Surgery Center at Kissing Camels, LLC	.CO	NIA	SCA-Kissing Camels Holdings, LLC	Ownership	55.000	UnitedHealth Group Incorporated		2
		.00000	62-1739361				Surgery Center Holding, LLC	.DE	NIA	Surgical Care Affiliates, LLC	Ownership	100.000	UnitedHealth Group Incorporated		
		.00000	45-0581955				Surgery Center of Athens, LLC	.GA	NIA	Athens ASC Holdings, LLC	Ownership	100.000	UnitedHealth Group Incorporated		
		.00000	62-1509341				Surgery Center of Boca Raton, Inc.	.FL	NIA	Surgical Health, LLC	Ownership	100.000	UnitedHealth Group Incorporated		
		.00000	62-1506370				Surgery Center of Clarksville, L.P.	.TN	NIA	Surgical Health, LLC	Ownership	99.900	UnitedHealth Group Incorporated		2
		.00000	63-1214140				Surgery Center of Colorado Springs, LLC	.DE	NIA	SC Affiliates, LLC	Ownership	100.000	UnitedHealth Group Incorporated		
		.00000	42-1166764				Surgery Center of Des Moines, LLC	.DE	NIA	Surgery Center Holding, LLC	Ownership	100.000	UnitedHealth Group Incorporated		
		.00000	72-1349752				Surgery Center of Easton, LLC	.DE	NIA	SC Affiliates, LLC	Ownership	100.000	UnitedHealth Group Incorporated		
		.00000	63-1212213				Surgery Center of Ellicott City, Inc.	.DE	NIA	SC Affiliates, LLC	Ownership	100.000	UnitedHealth Group Incorporated		
		.00000	20-1733152				Surgery Center of Fairfield County, LLC	.DE	NIA	SunSurgery, LLC	Influence	43.204	UnitedHealth Group Incorporated		5
		.00000	62-1179539				Surgery Center of Lexington, LLC	.DE	NIA	SC Affiliates, LLC	Ownership	100.000	UnitedHealth Group Incorporated		
		.00000	62-1179537				Surgery Center of Louisville, LLC	.DE	NIA	SC Affiliates, LLC	Ownership	100.000	UnitedHealth Group Incorporated		
		.00000	63-1231944				Surgery Center of Maui, LLC	.DE	NIA	SC Affiliates, LLC	Ownership	100.000	UnitedHealth Group Incorporated		
		.00000	63-1194204				Surgery Center of Muskogee, LLC	.DE	NIA	SC Affiliates, LLC	Ownership	100.000	UnitedHealth Group Incorporated		
		.00000	11-3701564				Surgery Center of Rockville, L.L.C.	.MD	NIA	SCA-Rockville, LLC	Ownership	59.000	UnitedHealth Group Incorporated		2
		.00000	63-1212214				Surgery Center of Southern Pines, LLC	.DE	NIA	Surgery Center Holding, LLC	Ownership	100.000	UnitedHealth Group Incorporated		
		.00000	63-1178497				Surgery Center of Spokane, LLC	.DE	NIA	SC Affiliates, LLC	Ownership	100.000	UnitedHealth Group Incorporated		
		.00000	63-1184216				Surgery Center of Summerlin, LLC	.DE	NIA	SC Affiliates, LLC	Ownership	100.000	UnitedHealth Group Incorporated		
		.00000	82-3448050				Surgery Center of The Woodlands, LLC	.TX	NIA	SCA-Woodlands Holdings, LLC	Ownership	55.510	UnitedHealth Group Incorporated		2
		.00000	62-1491963				Surgery Center of Vero Beach, Inc.	.TN	NIA	Surgical Health, LLC	Ownership	100.000	UnitedHealth Group Incorporated		
							Surgery Center of Wilmington Properties, LLC								
		.00000						.NC	NIA	Surgery Center of Wilmington, LLC	Ownership	100.000	UnitedHealth Group Incorporated		
		.00000					Surgery Center of Wilmington, LLC	.NC	NIA	SCA-Wilmington, LLC	Ownership	100.000	UnitedHealth Group Incorporated		
		.00000	26-1767806				Surgery Center of Wilson, LLC	.NC	NIA	SCA-Wilson, LLC	Ownership	76.450	UnitedHealth Group Incorporated		2

SCHEDULE Y
PART 1A - DETAIL OF INSURANCE HOLDING COMPANY SYSTEM

1	2	3	4	5	6	7	8	9	10	11	12	13	14	15	16
Group Code	Group Name	NAIC Company Code	ID Number	Federal RSSD	CIK	Name of Securities Exchange if Publicly Traded (U.S. or International)	Names of Parent, Subsidiaries Or Affiliates	Domi-ciliary Location	Relation-ship to Reporting Entity	Directly Controlled by (Name of Entity/Person)	Type of Control (Ownership, Board, Management, Attorney-in-Fact, Influence, Other)	If Control is Owner-ship Provide Percen-tage	Ultimate Controlling Entity(ies)/Person(s)	Is an SCA Filing Re-quired? (Y/N)	*
		.00000	36-3562598				Surgery Centers of Des Moines, Ltd., an Iowa Limited Partnership	IA	NIA	Surgery Center Holding, LLC	Ownership	67.950	UnitedHealth Group Incorporated		2
		.00000	68-0282268				Surgery Centers-West Holdings, LLC	DE	NIA	Surgical Care Affiliates, LLC	Ownership	100.000	UnitedHealth Group Incorporated		
		.00000	33-1187498				Surgical Care Affiliates Political Action Committee	AL	NIA	Surgical Care Affiliates, LLC	Ownership	100.000	UnitedHealth Group Incorporated		
		.00000	20-8922307				Surgical Care Affiliates, LLC	DE	NIA	SCAI Holdings, LLC	Ownership	100.000	UnitedHealth Group Incorporated		
		.00000	46-2971080				Surgical Care Partners of Melbourne, LLC	DE	NIA	SHC Melbourne, Inc.	Ownership	74.740	UnitedHealth Group Incorporated		2
		.00000	75-1925497				Surgical Caregivers of Fort Worth, LLC	TX	NIA	THR-SCA Holdings, LLC	Influence	56.423	UnitedHealth Group Incorporated		5
		.00000	63-1242229				Surgical Center at Premier, LLC	TN	NIA	Audubon Ambulatory Surgery Center, LLC	Influence	100.000	UnitedHealth Group Incorporated		5
		.00000	63-1251243				Surgical Center of Greensboro, LLC	NC	NIA	NSC Greensboro, LLC	Influence	35.720	UnitedHealth Group Incorporated		5
		.00000	22-2709324				Surgical Center of South Jersey, Limited Partnership	NJ	NIA	SCA-South Jersey, LLC	Ownership	61.853	UnitedHealth Group Incorporated		2
		.00000	63-1138507				Surgical Center of Tuscaloosa Holdings, LLC	AL	NIA	Surgical Care Affiliates, LLC	Ownership	100.000	UnitedHealth Group Incorporated		
		.00000					Surgical Eye Experts, LLC	MA	NIA	Physician(s) owned	Influence	0.000	UnitedHealth Group Incorporated		4
		.00000	58-1997354				Surgical Health of Orlando, LLC	FL	NIA	Surgical Health, LLC	Ownership	100.000	UnitedHealth Group Incorporated		
		.00000	58-1941168				Surgical Health, LLC	DE	NIA	Surgical Care Affiliates, LLC	Ownership	100.000	UnitedHealth Group Incorporated		
		.00000	27-0168681				Surgical Hospital Holdings of Oklahoma, LLC	DE	NIA	SCA Surgery Holdings, LLC	Ownership	100.000	UnitedHealth Group Incorporated		
		.00000	75-2157730				Surgicare of Belleville, LLC	DE	NIA	Surgery Center Holding, LLC	Ownership	100.000	UnitedHealth Group Incorporated		
		.00000	64-0629000				Surgicare of Jackson, LLC	DE	NIA	Surgery Center Holding, LLC	Ownership	100.000	UnitedHealth Group Incorporated		
		.00000	75-2162993				Surgicare of Jackson, Ltd., a Mississippi Limited Partnership	MS	NIA	Surgicare of Jackson, LLC	Influence	40.000	UnitedHealth Group Incorporated		5
		.00000	75-2287141				Surgicare of Joliet, Inc.	IL	NIA	Surgery Center Holding, LLC	Ownership	100.000	UnitedHealth Group Incorporated		
		.00000	75-2501191				Surgicare of La Veta, Inc.	CA	NIA	Surgery Centers-West Holdings, LLC	Ownership	100.000	UnitedHealth Group Incorporated		
		.00000	75-2507129				Surgicare of La Veta, Ltd.	CA	NIA	Monarch HealthCare, A Medical Group, Inc.	Influence	0.000	UnitedHealth Group Incorporated		4
		.00000	41-1437636				Surgicare of Minneapolis, LLC	DE	NIA	Surgery Center Holding, LLC	Ownership	100.000	UnitedHealth Group Incorporated		
		.00000	41-1624905				Surgicare of Minneapolis, Ltd., a Minnesota Limited Partnership	MN	NIA	Surgicare of Minneapolis, LLC	Influence	20.000	UnitedHealth Group Incorporated		5
		.00000	75-2459713				Surgicare of Mobile, LLC	DE	NIA	Surgery Center Holding, LLC	Ownership	100.000	UnitedHealth Group Incorporated		
		.00000	75-2459715				Surgicare of Mobile, Ltd.	AL	NIA	Surgicare of Mobile, LLC	Influence	20.000	UnitedHealth Group Incorporated		5
		.00000	75-2448926				Surgicare of Oceanside, Inc.	CA	NIA	Surgery Center Holding, LLC	Ownership	100.000	UnitedHealth Group Incorporated		
		.00000	75-2184730				Surgicare of Owensboro, LLC	DE	NIA	Surgery Center Holding, LLC	Ownership	100.000	UnitedHealth Group Incorporated		
		.00000	75-2200171				Surgicare of Salem, LLC	DE	NIA	Surgery Center Holding, LLC	Ownership	100.000	UnitedHealth Group Incorporated		
		.00000	35-1975122				Surgicare, LLC	IN	NIA	SCA-SurgiCare, LLC	Ownership	53.680	UnitedHealth Group Incorporated		2
		.00000	82-3717201				SurgiCenter of San Antonio at Westover Hills, LLC	TX	NIA	SCA-Westover Hills, LLC	Influence	45.360	UnitedHealth Group Incorporated		5
		.00000	95-3329855				Surgicenters of Southern California, Inc.	CA	NIA	Surgery Center Holding, LLC	Ownership	100.000	UnitedHealth Group Incorporated		
		.00000	46-1536748				Symphonix Health Holdings, LLC	DE	NIA	United HealthCare Services, Inc.	Ownership	100.000	UnitedHealth Group Incorporated		
0707	UnitedHealth Group Incorporated	84549	38-2044243				Symphonix Health Insurance, Inc.	IL	IA	Symphonix Health Holdings, LLC	Ownership	100.000	UnitedHealth Group Incorporated		
		.00000	47-4751035				TeamMD Holdings, Inc.	DE	NIA	AmeriChoice Corporation	Ownership	100.000	UnitedHealth Group Incorporated		
		.00000	47-4850893				TeamMD Iowa, Inc.	DE	NIA	TeamMD Holdings, Inc.	Ownership	100.000	UnitedHealth Group Incorporated		
		.00000	35-2584893				TeamMD Physicians of Texas, Inc.	TX	NIA	TeamMD Holdings, Inc.	Ownership	100.000	UnitedHealth Group Incorporated		
		.00000	30-0445773				TeamMD Physicians, P.C.	IA	NIA	Physician(s) owned	Influence	0.000	UnitedHealth Group Incorporated		4
		.00000	82-1019055				TeamUP Insurance Services, Inc.	CA	NIA	HealthMarkets Insurance Agency, Inc.	Ownership	100.000	UnitedHealth Group Incorporated		
		.00000					Tecnologías de Información en Salud S.A.	CHL	NIA	Clínica Santa María S.A.	Ownership	50.000	UnitedHealth Group Incorporated		
		.00000					Tecnologías de Información en Salud S.A.	CHL	NIA	Clínica Dávila y Servicios Médicos S.A.	Ownership	50.000	UnitedHealth Group Incorporated		
		.00000	38-3897811				Texas Health Craig Ranch Surgery Center, LLC	TX	NIA	THR-SCA Holdings, LLC	Influence	51.500	UnitedHealth Group Incorporated		5
		.00000	80-0866449				Texas Health Flower Mound Orthopedic Surgery Center, LLC	TX	NIA	THR-SCA Holdings, LLC	Influence	51.000	UnitedHealth Group Incorporated		5
		.00000	81-4977249				Texas Health Orthopedic Surgery Center Alliance, LLC	TX	NIA	THR-SCA Holdings, LLC	Influence	51.000	UnitedHealth Group Incorporated		5
		.00000	82-2296081				Texas Health Surgery Center Alliance, LLC	TX	NIA	THR-SCA Holdings, LLC	Influence	77.583	UnitedHealth Group Incorporated		5
		.00000	82-1307876				Texas Health Surgery Center Bedford, LLC	TX	NIA	THR-SCA Holdings, LLC	Influence	51.010	UnitedHealth Group Incorporated		5

STATEMENT AS OF MARCH 31, 2019 OF THE Optum Insurance of Ohio, Inc.

SCHEDULE Y
PART 1A - DETAIL OF INSURANCE HOLDING COMPANY SYSTEM

1	2	3	4	5	6	7	8	9	10	11	12	13	14	15	16
Group Code	Group Name	NAIC Company Code	ID Number	Federal RSSD	CIK	Name of Securities Exchange if Publicly Traded (U.S. or International)	Names of Parent, Subsidiaries Or Affiliates	Domi-ciliary Location	Relation-ship to Reporting Entity	Directly Controlled by (Name of Entity/Person)	Type of Control (Ownership, Board, Management, Attorney-in-Fact, Influence, Other)	If Control is Ownership Provide Percen-tage	Ultimate Controlling Entity(ies)/Person(s)	Is an SCA Filing Re-quired? (Y/N)	*
0707	UnitedHealth Group Incorporated	00000	20-3991622				Texas Health Surgery Center Preston Plaza, LLC	TX	NIA	THR-SCA Holdings, LLC	Influence	53.048	UnitedHealth Group Incorporated		5
		00000	47-4425996				Texas Health Surgery Center Rockwall, LLC	TX	NIA	THR-SCA Holdings, LLC	Influence	51.000	UnitedHealth Group Incorporated		5
		00000					The Advisory Board (Chile) SpA	CHL	NIA	The Advisory Board Company	Ownership	100.000	UnitedHealth Group Incorporated		
		00000	52-1468699				The Advisory Board Company	DE	NIA	OptumInsight, Inc.	Ownership	100.000	UnitedHealth Group Incorporated		
		61832	52-0676509				The Chesapeake Life Insurance Company	OK	IA	HealthMarkets Group, Inc.	Ownership	100.000	UnitedHealth Group Incorporated		
							The Eye Surgery Center of the Carolinas, L.P.								
		00000	20-5562797					NC	NIA	Surgery Center of Southern Pines, LLC	Influence	46.000	UnitedHealth Group Incorporated		5
		00000	56-1970224				The Lewin Group, Inc.	NC	NIA	Optum Public Sector Solutions, Inc.	Ownership	100.000	UnitedHealth Group Incorporated		
							The Outpatient Surgery Center of Hilton Head, LLC	SC	NIA	SCA-Hilton Head, LLC	Ownership	50.000	UnitedHealth Group Incorporated		2
		00000	61-1409045				The Polyclinic MSO, LLC	DE	NIA	Collaborative Care Holdings, LLC	Ownership	80.100	UnitedHealth Group Incorporated		2
		00000	72-1349755				The Surgery Center of Easton, L.P.	TN	NIA	Surgery Center of Easton, LLC	Ownership	57.000	UnitedHealth Group Incorporated		2
		00000	63-1184215				The Surgical Center at Tenaya, L.P.	TN	NIA	Surgery Center of Summerlin, LLC	Influence	20.000	UnitedHealth Group Incorporated		5
		00000	06-1552689				The Surgical Center of Connecticut, LLC	CT	NIA	SCA-Main Street, LLC	Ownership	63.890	UnitedHealth Group Incorporated		2
							THE SURGICAL CENTER OF THE TREASURE COAST, L.L.C.	FL	NIA	SCA-St. Lucie, LLC	Ownership	51.000	UnitedHealth Group Incorporated		2
		00000	37-1446353				Thomas Johnson Surgery Center, LLC	MD	NIA	SCA-Frederick, LLC	Ownership	65.000	UnitedHealth Group Incorporated		2
		00000	26-1479919				Thousand Oaks Endoscopy Center, LLC	CA	NIA	Endoscopy Center Affiliates, Inc.	Ownership	99.000	UnitedHealth Group Incorporated		2
		00000	77-0367271				Three Rivers Holdings, Inc.	DE	NIA	AmeriChoice Corporation	Ownership	100.000	UnitedHealth Group Incorporated		
		00000	25-1825549				Three Rivers Surgical Care, L.P.	TN	NIA	Muskogee Surgical Investors, LLC	Ownership	72.530	UnitedHealth Group Incorporated		2
		00000	63-1194203				Tmesys, LLC	FL	NIA	PMSI Holdings, LLC	Ownership	100.000	UnitedHealth Group Incorporated		
										Esho – Empresa de Serviços Hospitalares S.A.	Ownership	89.000	UnitedHealth Group Incorporated		2
		00000	98-1287904				Topimagem Diagnóstico por Imagem Ltda.	BRA	NIA		Ownership	59.000	UnitedHealth Group Incorporated		2
		00000	46-5482620				Trails Edge Surgery Center, LLC	FL	NIA	SCA-Bonita Springs, LLC	Ownership	49.000	UnitedHealth Group Incorporated		5
		00000	52-1431155				Trauma Surgery Affiliates, LLC	TX	NIA	National Surgery Centers, LLC	Ownership	100.000	UnitedHealth Group Incorporated		
							Travel Express Incorporated	MD	NIA	FrontierMEDEx, Inc.	Ownership	100.000	UnitedHealth Group Incorporated		
		00000	46-2613170				Treasure Valley Emerald Properties, LLC	ID	NIA	Treasure Valley Hospital Limited Partnership	Influence	100.000	UnitedHealth Group Incorporated		5
							Treasure Valley Hospital Limited Partnership								
		00000	33-0592165					ID	NIA	Surgical Health, LLC	Influence	40.375	UnitedHealth Group Incorporated		5
		00000	27-2241757				Tri-City Medical Center ASC Operators, LLC	CA	NIA	Surigicare of Oceanside, Inc.	Influence	40.000	UnitedHealth Group Incorporated		5
		00000	47-5088596				TriMed, LLC	UT	NIA	National MedTrans, LLC	Ownership	100.000	UnitedHealth Group Incorporated		
		00000	46-5530255				Trio Motion, LLC	DE	NIA	Savvysherpa, LLC	Ownership	100.000	UnitedHealth Group Incorporated		
										Surgical Center of Tuscaloosa Holdings, LLC					
		00000	63-0974161				Tuscaloosa Surgical Center, L.P.	AL	NIA		Influence	30.000	UnitedHealth Group Incorporated		5
		00000	94-3077084				U.S. Behavioral Health Plan, California	CA	IA	United Behavioral Health	Ownership	100.000	UnitedHealth Group Incorporated		
		00000	81-3287291				UCSD-SCA Holdings I, LLC	DE	NIA	SCA-Encinitas, Inc.	Influence	49.000	UnitedHealth Group Incorporated		5
		00000	81-3144140				UCSD-SCA Holdings II, LLC	DE	NIA	SCA-San Diego, Inc.	Influence	47.961	UnitedHealth Group Incorporated		5
										UnitedHealth Group International Finance (Ireland) Unlimited Company	Ownership	100.000	UnitedHealth Group Incorporated		
		00000	98-1388279				UHC Finance (Ireland) Unlimited Company	IRL	NIA		Ownership	100.000	UnitedHealth Group Incorporated		
		00000	98-1113428				UHC Global Health Services BC Ltd.	CAN	NIA	UnitedHealthcare Global Canada Limited	Ownership	100.000	UnitedHealth Group Incorporated		
		00000	41-1913059				UHC International Services, Inc.	DE	NIA	UnitedHealth Group Incorporated	Ownership	100.000	UnitedHealth Group Incorporated		
		00000	95-2931460				UHC of California	CA	IA	United HealthCare Services, Inc.	Ownership	100.000	UnitedHealth Group Incorporated		
		00000	82-3143073				UHCFI LLC	DE	NIA	OptumRx, Inc.	Ownership	100.000	UnitedHealth Group Incorporated		
										UnitedHealthcare Global Medical (UK) Limited	Ownership	100.000	UnitedHealth Group Incorporated		
		00000	98-1103713				UHCG – FZE	ARE	NIA		Ownership	100.000	UnitedHealth Group Incorporated		
		00000	98-1372063				UHCG Holdings (Ireland) Limited	IRL	NIA	United HealthCare Services, Inc.	Ownership	100.000	UnitedHealth Group Incorporated		
		00000	98-1372064				UHCG Services (Ireland) Limited	IRL	NIA	UHCG Holdings (Ireland) Limited	Ownership	100.000	UnitedHealth Group Incorporated		
										Polar II Fundo de Investimento em Participações Multiestratégia	Ownership	100.000	UnitedHealth Group Incorporated		
		00000	98-1122490				UHG Brasil Participações S.A.	BRA	NIA		Ownership	100.000	UnitedHealth Group Incorporated		
		00000	41-1921008				UHC Holdings, Inc.	DE	NIA	United HealthCare Services, Inc.	Ownership	100.000	UnitedHealth Group Incorporated		
		00000	75-2922396				UICI Funding Corp. 2	DE	NIA	HealthMarkets, LLC	Ownership	100.000	UnitedHealth Group Incorporated		
		00000	39-1995276				UMR, Inc.	DE	NIA	United HealthCare Services, Inc.	Ownership	100.000	UnitedHealth Group Incorporated		

SCHEDULE Y
PART 1A - DETAIL OF INSURANCE HOLDING COMPANY SYSTEM

1	2	3	4	5	6	7	8	9	10	11	12	13	14	15	16
Group Code	Group Name	NAIC Company Code	ID Number	Federal RSSD	CIK	Name of Securities Exchange if Publicly Traded (U.S. or International)	Names of Parent, Subsidiaries Or Affiliates	Domi-ciliary Location	Relation-ship to Reporting Entity	Directly Controlled by (Name of Entity/Person)	Type of Control (Ownership, Board, Management, Attorney-in-Fact, Influence, Other)	If Control is Ownership Provide Percen-tage	Ultimate Controlling Entity(ies)/Person(s)	Is an SCA Filing Re-quired? (Y/N)	*
0707	UnitedHealth Group Incorporated	00000	98-1444648				Unidad Médica Diagnóstico S.A.	COL	NIA	Colmedica Medicina Prepagada	Ownership.....	92.380	UnitedHealth Group Incorporated		
		00000	98-1444648				Unidad Médica Diagnóstico S.A.	COL	NIA	Banmedica Colombia SpA	Ownership.....	7.619	UnitedHealth Group Incorporated		
		91529	52-1996029				Unimerica Insurance Company	WI	IA	OptumHealth Holdings, LLC	Ownership.....	100.000	UnitedHealth Group Incorporated		
0707	UnitedHealth Group Incorporated	11596	01-0637149				Unimerica Life Insurance Company of New York								
		00000	25-1877716				Unison Administrative Services, LLC	PA	NIA	Three Rivers Holdings, Inc.	Ownership.....	100.000	UnitedHealth Group Incorporated		
		00000	20-5917714				Unison Health Plan of Delaware, Inc.	DE	IA	Three Rivers Holdings, Inc.	Ownership.....	100.000	UnitedHealth Group Incorporated		
		00000	94-2649097				United Behavioral Health	CA	NIA	OptumHealth Holdings, LLC	Ownership.....	100.000	UnitedHealth Group Incorporated		
							United Behavioral Health of New York, I.P.A., Inc.	NY	NIA	United Behavioral Health	Ownership.....	100.000	UnitedHealth Group Incorporated		
		00000	41-1868911				United Group Reinsurance, Inc.	TCA	NIA	HealthMarkets, LLC	Ownership.....	100.000	UnitedHealth Group Incorporated		
		00000	41-1941615				United Health Foundation	MN	NIA	UnitedHealth Group Incorporated	Ownership.....	100.000	UnitedHealth Group Incorporated		
		00000	41-1289245	3410132			United HealthCare Services, Inc.	MN	UIP	UnitedHealth Group Incorporated	Ownership.....	100.000	UnitedHealth Group Incorporated		
		00000	75-2601147				United Management Services, Inc.	NY	NIA	HealthMarkets, LLC	Ownership.....	100.000	UnitedHealth Group Incorporated		
		00000	30-0318238				United Resource Networks IPA of New York, Inc.	NY	NIA	OptumHealth Care Solutions, LLC	Ownership.....	100.000	UnitedHealth Group Incorporated		
		00000	01-0538317				UnitedHealth Advisors, LLC	ME	NIA	United HealthCare Services, Inc.	Ownership.....	100.000	UnitedHealth Group Incorporated		
		00000	41-1321939	4665014	0000731766		UnitedHealth Group Incorporated	DE	UIP	Self	Ownership.....	0.000	UnitedHealth Group Incorporated		2
		00000	98-1422474				UnitedHealth Group International Finance (Ireland) Unlimited Company	IRL	NIA	UnitedHealthcare Europe S.á r.l.	Ownership.....	100.000	UnitedHealth Group Incorporated		
		00000	98-1079826				UnitedHealth Group International GP	CYM	NIA	UnitedHealth Group Incorporated	Ownership.....	100.000	UnitedHealth Group Incorporated		
		00000	98-1080118				UnitedHealth Group International L.P.	CYM	NIA	UnitedHealth Group Incorporated	Ownership.....	70.604	UnitedHealth Group Incorporated		
		00000	98-1080118				UnitedHealth Group International L.P.	CYM	NIA	FMG Holdings, LLC	Ownership.....	29.396	UnitedHealth Group Incorporated		
		00000	46-3311984				UnitedHealth Group Ventures, LLC	DE	NIA	UnitedHealth Group Incorporated	Ownership.....	100.000	UnitedHealth Group Incorporated		
		00000	41-1917398				UnitedHealth International, Inc.	DE	NIA	UnitedHealth Group Incorporated	Ownership.....	100.000	UnitedHealth Group Incorporated		
0707	UnitedHealth Group Incorporated	00000	26-2574977				UnitedHealth Military & Veterans Services, LLC	DE	NIA	United HealthCare Services, Inc.	Ownership.....	100.000	UnitedHealth Group Incorporated		
		00000	98-0559902				UnitedHealth UK Limited	GBR	NIA	Optum Solutions UK Holdings Limited	Ownership.....	100.000	UnitedHealth Group Incorporated		
		95174	33-0115163				UnitedHealthcare Benefits of Texas, Inc.	TX	IA	United HealthCare Services, Inc.	Ownership.....	100.000	UnitedHealth Group Incorporated		
		00000	47-3221444				UnitedHealthcare Benefits Plan of California	CA	IA	United HealthCare Services, Inc.	Ownership.....	100.000	UnitedHealth Group Incorporated		
		00000	46-4348775				UnitedHealthcare Community Plan of California, Inc.	CA	IA	United HealthCare Services, Inc.	Ownership.....	100.000	UnitedHealth Group Incorporated		
							UnitedHealthcare Community Plan of Georgia, Inc.	GA	IA	AmeriChoice Corporation	Ownership.....	100.000	UnitedHealth Group Incorporated		
0707	UnitedHealth Group Incorporated	13168	26-2688274				UnitedHealthcare Community Plan of Ohio, Inc.								
0707	UnitedHealth Group Incorporated	12323	56-2451429					OH	IA	Three Rivers Holdings, Inc.	Ownership.....	100.000	UnitedHealth Group Incorporated		
0707	UnitedHealth Group Incorporated	11141	91-2008361				UnitedHealthcare Community Plan of Texas, L.L.C.	TX	IA	Ovations, Inc.	Ownership.....	100.000	UnitedHealth Group Incorporated		
0707	UnitedHealth Group Incorporated	95467	38-3204052				UnitedHealthcare Community Plan, Inc.	MI	IA	AmeriChoice Corporation	Ownership.....	100.000	UnitedHealth Group Incorporated		
		00000	98-1200034				UnitedHealthcare Consulting & Assistance Service (Beijing) Co., Ltd.	CHN	NIA	UnitedHealthcare International I B.V.	Ownership.....	100.000	UnitedHealth Group Incorporated		
		00000	98-1199879					LUX	NIA	UnitedHealthcare International VI S.á r.l.	Ownership.....	100.000	UnitedHealth Group Incorporated		
		00000	98-1029201				UnitedHealthcare Europe S.á r.l.								
		00000	98-1029201				UnitedHealthcare Global Medical (UK) Limited	GBR	NIA	UnitedHealthcare International I B.V.	Ownership.....	100.000	UnitedHealth Group Incorporated		
		00000	98-1099116				UnitedHealthcare India Private Limited	IND	NIA	OptumHealth International B.V.	Ownership.....	99.999	UnitedHealth Group Incorporated		
		00000	98-1099116				UnitedHealthcare India Private Limited	IND	NIA	UnitedHealth International, Inc.	Ownership.....	0.001	UnitedHealth Group Incorporated		
0707	UnitedHealth Group Incorporated	79413	36-2739571				UnitedHealthcare Insurance Company	CT	IA	UHIC Holdings, Inc.	Ownership.....	100.000	UnitedHealth Group Incorporated		
0707	UnitedHealth Group Incorporated	60318	36-3800349				UnitedHealthcare Insurance Company of Illinois	IL	IA	UnitedHealthcare Insurance Company	Ownership.....	100.000	UnitedHealth Group Incorporated		
0707	UnitedHealth Group Incorporated	60093	11-3283886				UnitedHealthcare Insurance Company of New York	NY	IA	UnitedHealthcare Insurance Company	Ownership.....	100.000	UnitedHealth Group Incorporated		

SCHEDULE Y
PART 1A - DETAIL OF INSURANCE HOLDING COMPANY SYSTEM

1	2	3	4	5	6	7	8	9	10	11	12	13	14	15	16
Group Code	Group Name	NAIC Company Code	ID Number	Federal RSSD	CIK	Name of Securities Exchange if Publicly Traded (U.S. or International)	Names of Parent, Subsidiaries Or Affiliates	Domi-ciliary Location	Relation-ship to Reporting Entity	Directly Controlled by (Name of Entity/Person)	Type of Control (Ownership, Board, Management, Attorney-in-Fact, Influence, Other)	If Control is Owner-ship Provide Percen-tage	Ultimate Controlling Entity(ies)/Person(s)	Is an SCA Filing Re-quired? (Y/N)	*
.0707	UnitedHealth Group Incorporated	12231	20-1902768				UnitedHealthcare Insurance Company of the River Valley	IL	IA	UnitedHealthcare Services Company of the River Valley, Inc.	Ownership	100.000	UnitedHealth Group Incorporated		
							UnitedHealthcare Insurance Designated Activity Company	IRL	IA	UHC Holdings (Ireland) Limited	Ownership	100.000	UnitedHealth Group Incorporated		
.0707	UnitedHealth Group Incorporated	.00000	98-1372065				UnitedHealthcare Integrated Services, Inc.	AZ	IA	Ovations, Inc.	Ownership	100.000	UnitedHealth Group Incorporated		
		.00000	86-0618309				UnitedHealthcare International Asia, LLC	DE	NIA	UnitedHealth Group Incorporated	Ownership	100.000	UnitedHealth Group Incorporated		
		.00000	41-1988797				UnitedHealthcare International I B.V.	NLD	NIA	UnitedHealth Group International L.P.	Ownership	100.000	UnitedHealth Group Incorporated		
										UnitedHealthcare International VI S.à r.l.					
		.00000	98-1079459				UnitedHealthcare International II S.à r.l.	LUX	NIA		Ownership	100.000	UnitedHealth Group Incorporated		
		.00000	98-1340853				UnitedHealthcare International III B.V.	NLD	NIA	UnitedHealthcare Europe S.à r.l.	Ownership	100.000	UnitedHealth Group Incorporated		
		.00000	98-1077436				UnitedHealthcare International III S.à r.l.	LUX	NIA	Optum Services (Ireland) Limited	Ownership	100.000	UnitedHealth Group Incorporated		
		.00000	98-1372054				UnitedHealthcare International IV B.V.	NLD	NIA	OptumHealth International B.V.	Ownership	100.000	UnitedHealth Group Incorporated		
										UnitedHealthcare International VIII S.à r.l.					
		.00000	98-1080926				UnitedHealthcare International IV S.à r.l.	LUX	NIA		Ownership	100.000	UnitedHealth Group Incorporated		
		.00000	98-1372058				UnitedHealthcare International VI S.à r.l.	LUX	NIA	UnitedHealth Group International L.P.	Ownership	100.000	UnitedHealth Group Incorporated		
		.00000	98-1372060				UnitedHealthcare International VII S.à r.l.	LUX	NIA	UHC Finance (Ireland) Unlimited Company	Ownership	100.000	UnitedHealth Group Incorporated		
							UnitedHealthcare International VIII S.à r.l.								
		.00000	98-1372062					LUX	NIA	UnitedHealthcare International X S.à r.l.	Ownership	100.000	UnitedHealth Group Incorporated		
										UnitedHealthcare International III S.à r.l.					
		.00000					UnitedHealthcare International X S.à r.l.	LUX	NIA		Ownership	100.000	UnitedHealth Group Incorporated		
.0707	UnitedHealth Group Incorporated	.97179	86-0207231				UnitedHealthcare Life Insurance Company	WI	IA	Golden Rule Financial Corporation	Ownership	100.000	UnitedHealth Group Incorporated		
.0707	UnitedHealth Group Incorporated	.95784	63-0899562				UnitedHealthcare of Alabama, Inc.	AL	IA	UnitedHealthcare, Inc.	Ownership	100.000	UnitedHealth Group Incorporated		
.0707	UnitedHealth Group Incorporated	.96016	86-0507074				UnitedHealthcare of Arizona, Inc.	AZ	IA	UnitedHealthcare, Inc.	Ownership	100.000	UnitedHealth Group Incorporated		
.0707	UnitedHealth Group Incorporated	.95446	63-1036819				UnitedHealthcare of Arkansas, Inc.	AR	IA	UnitedHealthcare, Inc.	Ownership	100.000	UnitedHealth Group Incorporated		
.0707	UnitedHealth Group Incorporated	.95090	84-1004639				UnitedHealthcare of Colorado, Inc.	CO	IA	UnitedHealthcare, Inc.	Ownership	100.000	UnitedHealth Group Incorporated		
.0707	UnitedHealth Group Incorporated	.95264	59-1293865				UnitedHealthcare of Florida, Inc.	FL	IA	UnitedHealthcare, Inc.	Ownership	100.000	UnitedHealth Group Incorporated		
.0707	UnitedHealth Group Incorporated	.95850	58-1653544				UnitedHealthcare of Georgia, Inc.	GA	IA	UnitedHealthcare, Inc.	Ownership	100.000	UnitedHealth Group Incorporated		
.0707	UnitedHealth Group Incorporated	.95776	36-3280214				UnitedHealthcare of Illinois, Inc.	IL	IA	UnitedHealthcare, Inc.	Ownership	100.000	UnitedHealth Group Incorporated		
.0707	UnitedHealth Group Incorporated	.96644	62-1240316				UnitedHealthcare of Kentucky, Ltd.	KY	IA	United HealthCare Services, Inc.	Ownership	94.170	UnitedHealth Group Incorporated		
.0707	UnitedHealth Group Incorporated	.96644	62-1240316				UnitedHealthcare of Kentucky, Ltd.	KY	IA	UnitedHealthcare, Inc.	Ownership	5.830	UnitedHealth Group Incorporated		
.0707	UnitedHealth Group Incorporated	.95833	72-1074008				UnitedHealthcare of Louisiana, Inc.	LA	IA	UnitedHealthcare, Inc.	Ownership	100.000	UnitedHealth Group Incorporated		
.0707	UnitedHealth Group Incorporated	.95716	63-1036817				UnitedHealthcare of Mississippi, Inc.	MS	IA	UnitedHealthcare, Inc.	Ownership	100.000	UnitedHealth Group Incorporated		
.0707	UnitedHealth Group Incorporated	.95149	05-0413469				UnitedHealthcare of New England, Inc.	RI	IA	United HealthCare Services, Inc.	Ownership	100.000	UnitedHealth Group Incorporated		
.0707	UnitedHealth Group Incorporated	.13214	26-2697886				UnitedHealthcare of New Mexico, Inc.	NM	IA	UnitedHealthcare Insurance Company	Ownership	100.000	UnitedHealth Group Incorporated		
.0707	UnitedHealth Group Incorporated	.95085	06-1172891				UnitedHealthcare of New York, Inc.	NY	IA	AmeriChoice Corporation	Ownership	100.000	UnitedHealth Group Incorporated		
.0707	UnitedHealth Group Incorporated	.95103	56-1461010				UnitedHealthcare of North Carolina, Inc.	NC	IA	UnitedHealthcare, Inc.	Ownership	100.000	UnitedHealth Group Incorporated		
.0707	UnitedHealth Group Incorporated	.95186	31-1142815				UnitedHealthcare of Ohio, Inc.	OH	IA	United HealthCare Services, Inc.	Ownership	100.000	UnitedHealth Group Incorporated		
.0707	UnitedHealth Group Incorporated	.96903	33-0115166				UnitedHealthcare of Oklahoma, Inc.	OK	IA	United HealthCare Services, Inc.	Ownership	100.000	UnitedHealth Group Incorporated		
.0707	UnitedHealth Group Incorporated	.95893	93-0938819				UnitedHealthcare of Oregon, Inc.	OR	IA	United HealthCare Services, Inc.	Ownership	100.000	UnitedHealth Group Incorporated		
.0707	UnitedHealth Group Incorporated	.95220	25-1756858				UnitedHealthcare of Pennsylvania, Inc.	PA	IA	Three Rivers Holdings, Inc.	Ownership	100.000	UnitedHealth Group Incorporated		
.0707	UnitedHealth Group Incorporated	.95765	95-3939697				UnitedHealthcare of Texas, Inc.	TX	IA	UnitedHealthcare, Inc.	Ownership	100.000	UnitedHealth Group Incorporated		
.0707	UnitedHealth Group Incorporated	.95025	52-1130183				UnitedHealthcare of the Mid-Atlantic, Inc.	MD	IA	UnitedHealthcare, Inc.	Ownership	100.000	UnitedHealth Group Incorporated		
.0707	UnitedHealth Group Incorporated	.95591	47-0676824				UnitedHealthcare of the Midlands, Inc.	NE	IA	UnitedHealthcare, Inc.	Ownership	100.000	UnitedHealth Group Incorporated		
.0707	UnitedHealth Group Incorporated	.96385	43-1361841				UnitedHealthcare of the Midwest, Inc.	MO	IA	UnitedHealthcare, Inc.	Ownership	100.000	UnitedHealth Group Incorporated		
.0707	UnitedHealth Group Incorporated	.95501	41-1488563				UnitedHealthcare of Utah, Inc.	UT	IA	UnitedHealthcare, Inc.	Ownership	100.000	UnitedHealth Group Incorporated		
.0707	UnitedHealth Group Incorporated	.48038	91-1312551				UnitedHealthcare of Washington, Inc.	WA	IA	United HealthCare Services, Inc.	Ownership	100.000	UnitedHealth Group Incorporated		
.0707	UnitedHealth Group Incorporated	.95710	39-1555888				UnitedHealthcare of Wisconsin, Inc.	WI	IA	UnitedHealthcare, Inc.	Ownership	100.000	UnitedHealth Group Incorporated		
							UnitedHealthcare Plan of the River Valley, Inc.	IL	IA	UnitedHealthcare Services Company of the River Valley, Inc.	Ownership	100.000	UnitedHealth Group Incorporated		
.0707	UnitedHealth Group Incorporated	.95378	36-3379945				UnitedHealthcare Service LLC	DE	NIA	UnitedHealthcare Insurance Company	Ownership	100.000	UnitedHealth Group Incorporated		
		.00000	47-0854646				UnitedHealthcare Services Company of the River Valley, Inc.	DE	NIA	UnitedHealthcare, Inc.	Ownership	100.000	UnitedHealth Group Incorporated		
		.00000	36-3355110				UnitedHealthcare Specialty Benefits, LLC	ME	NIA	Specialty Benefits, LLC	Ownership	100.000	UnitedHealth Group Incorporated		
		.00000	01-0518346				UnitedHealthcare, Inc.	DE	NIA	United HealthCare Services, Inc.	Ownership	100.000	UnitedHealth Group Incorporated		
		.00000	41-1922511												

SCHEDULE Y
PART 1A - DETAIL OF INSURANCE HOLDING COMPANY SYSTEM

1	2	3	4	5	6	7	8	9	10	11	12	13	14	15	16
Group Code	Group Name	NAIC Company Code	ID Number	Federal RSSD	CIK	Name of Securities Exchange if Publicly Traded (U.S. or International)	Names of Parent, Subsidiaries Or Affiliates	Domi-ciliary Location	Relation-ship to Reporting Entity	Directly Controlled by (Name of Entity/Person)	Type of Control (Ownership, Board, Management, Attorney-in-Fact, Influence, Other)	If Control is Owner-ship Provide Percen-tage	Ultimate Controlling Entity(ies)/Person(s)	Is an SCA Filing Re-quired? (Y/N)	*
		.00000	26-4219191				UpFront Insurance Agency, LLCMN.	NIA.....	Savvysherpa, LLC	Ownership.....	100.000	UnitedHealth Group Incorporated		
		.00000	47-3564984				UPHT-SCA Holdings, LLCDE.	NIA.....	SCA-Davenport, LLC	Influence.....	49.000	UnitedHealth Group Incorporated5
		.00000	33-0812827				Upland Outpatient Surgical Center, L.P.CA.	NIA.....	NSC Upland, LLC	Ownership.....	72.800	UnitedHealth Group Incorporated2
		.00000	95-3222717				Upland Specialty Medical Center, a California General PartnershipCA.	NIA.....	Upland Outpatient Surgical Center, L.P.	Influence.....	29.060	UnitedHealth Group Incorporated5
		.00000	26-0382877				Urgent Care Holdings, Inc.DE.	NIA.....	Optum Clinics Intermediate Holdings, Inc.	Ownership.....	100.000	UnitedHealth Group Incorporated		
		.00000	26-3667220				Urgent Care MSO, LLCDE.	NIA.....	Urgent Care Holdings, Inc.	Ownership.....	100.000	UnitedHealth Group Incorporated		
		.00000	82-2400620				Urgent Care New York, P.C.NY.	NIA.....	Physician(s) owned	Influence.....	0.000	UnitedHealth Group Incorporated4
		.00000	75-2613230				Urology Associates of North Texas, P.L.L.C. .	.TX.	NIA.....	USMD Affiliated Services	Ownership.....	100.000	UnitedHealth Group Incorporated		
		.00000	20-8048861				USMD Administrative Services, L.L.C.TX.	NIA.....	USMD Inc.	Ownership.....	100.000	UnitedHealth Group Incorporated		
		.00000	27-2956222				USMD Affiliated ServicesTX.	NIA.....	USMD Inc.	Ownership.....	100.000	UnitedHealth Group Incorporated		
		.00000	27-2866866				USMD Holdings, Inc.DE.	NIA.....	WellMed Medical Management, Inc.	Ownership.....	100.000	UnitedHealth Group Incorporated		
		.00000	20-8050318				USMD Inc.TX.	NIA.....	USMD Holdings, Inc.	Ownership.....	100.000	UnitedHealth Group Incorporated		
		.00000	73-1662757				USMD of Arlington GP, L.L.C.TX.	NIA.....	Mat-Rx Development, L.L.C.	Influence.....	0.000	UnitedHealth Group Incorporated4
		.00000	35-2446102				USMD PPM, LLCTX.	NIA.....	USMD Inc.	Ownership.....	100.000	UnitedHealth Group Incorporated		
		.00000	63-1182191				Valley Hospital, L.L.C.WA.	NIA.....	Surgery Center of Spokane, LLC	Ownership.....	50.000	UnitedHealth Group Incorporated2
		.00000	87-0757396				Valley Physicians Network, Inc.CA.	NIA.....	PrimeCare Medical Network, Inc.	Ownership.....	100.000	UnitedHealth Group Incorporated		
		.00000	81-4629242				VERTA MANAGEMENT SERVICES, LLCDE.	NIA.....	SCA-VERTA, LLC	Ownership.....	50.000	UnitedHealth Group Incorporated2
		.00000	98-1444067				Vida Tres Internacional S.A.CHL.	NIA.....	Banmédica S.A.	Ownership.....	100.000	UnitedHealth Group Incorporated		
		.00000	98-1443076				Vidaintegra S.A.CHL.	NIA.....	Banmédica S.A.	Ownership.....	100.000	UnitedHealth Group Incorporated		
		.00000					Virtual Therapeutics CorporationDE.	NIA.....	United HealthCare Services, Inc.	Influence.....	33.000	UnitedHealth Group Incorporated		
		.00000	47-3247166				Virtua-SCA Holdings, LLCNJ.	NIA.....	SCA-New Jersey, LLC	Influence.....	49.000	UnitedHealth Group Incorporated5
		.00000	36-3469841				Wauwatosa Outpatient Surgery Center, LLC ..	.DE.	NIA.....	Surgery Centers-West Holdings, LLC	Ownership.....	100.000	UnitedHealth Group Incorporated		
		.00000	36-3469839				Wauwatosa Surgery Center, Limited PartnershipWI.	NIA.....	Wauwatosa Outpatient Surgery Center, LLC ..	Ownership.....	51.000	UnitedHealth Group Incorporated2
		.00000	20-5429310				Wayland Square Surgicare Acquisition, L.P. .	.RI.	NIA.....	Wayland Square Surgicare GP, Inc.	Ownership.....	99.000	UnitedHealth Group Incorporated2
		.00000	75-2500274				Wayland Square Surgicare GP, Inc.RI.	NIA.....	Surgery Center Holding, LLC	Ownership.....	100.000	UnitedHealth Group Incorporated		
		.00000	46-2854394				Waypoint Minnesota PCMN.	NIA.....	Physician(s) owned	Influence.....	0.000	UnitedHealth Group Incorporated4
		.00000					WebInsure Benefits, LLCDE.	NIA.....	hCentive, Inc.	Ownership.....	100.000	UnitedHealth Group Incorporated		
		.00000	74-2574229				WellMed Medical Group, P.A.TX.	NIA.....	Physician(s) owned	Influence.....	0.000	UnitedHealth Group Incorporated4
		.00000	74-2797745				WellMed Medical Management of Florida, Inc. .	.FL.	NIA.....	WellMed Medical Management, Inc.	Ownership.....	100.000	UnitedHealth Group Incorporated		
		.00000	74-2786364				WellMed Medical Management, Inc.TX.	NIA.....	Collaborative Care Holdings, LLC	Ownership.....	85.000	UnitedHealth Group Incorporated2
		.00000	35-2314192				WellMed Network of Florida, Inc.TX.	NIA.....	WellMed Networks, Inc.	Influence.....	0.000	UnitedHealth Group Incorporated4
		.00000	74-2889447				WellMed Networks, Inc.TX.	NIA.....	Physician(s) owned	Influence.....	0.000	UnitedHealth Group Incorporated4
		.00000	92-0183013				WellMed of Las Cruces, Inc.TX.	NIA.....	WellMed Networks, Inc.	Influence.....	0.000	UnitedHealth Group Incorporated4
		.00000	27-2809113				West Coast Endoscopy Holdings, LLCDE.	NIA.....	SCA Surgery Holdings, LLC	Ownership.....	100.000	UnitedHealth Group Incorporated		
		.00000	06-1521999				Western Connecticut Orthopedic Surgical Center, LLCCT.	NIA.....	SCA-Western Connecticut, LLC	Ownership.....	59.586	UnitedHealth Group Incorporated2
		.00000	45-0636596				WESTMED Practice Partners LLCDE.	NIA.....	Collaborative Care Holdings, LLC	Ownership.....	100.000	UnitedHealth Group Incorporated		
		.00000	83-3608739				WillowB Labs LLCDE.	NIA.....	OptumRx, Inc.	Ownership.....	100.000	UnitedHealth Group Incorporated		
		.00000					Wilmington ASC, LLCNC.	NIA.....	SCA-Wilmington, LLC	Ownership.....	100.000	UnitedHealth Group Incorporated		
		.00000	27-4816583				Wilson Creek Surgical Center, LLCTX.	NIA.....	THR-SCA Holdings, LLC	Influence.....	51.000	UnitedHealth Group Incorporated5
		.00000	46-5548304				Winchester Endoscopy, LLCIL.	NIA.....	SCA-Winchester, LLC	Ownership.....	51.000	UnitedHealth Group Incorporated2
		.00000	62-1525776				Winter Park Surgery Center, L.P.TN.	NIA.....	Winter Park, LLC	Influence.....	32.000	UnitedHealth Group Incorporated5
		.00000	62-1525776				Winter Park Surgery Center, L.P.TN.	NIA.....	SCA-Winter Park, Inc.	Influence.....	1.000	UnitedHealth Group Incorporated5
		.00000	62-1587564				Winter Park, LLCTN.	NIA.....	SCA-Winter Park, Inc.	Ownership.....	51.000	UnitedHealth Group Incorporated2
		.00000	45-2158334				WMD Medical, PLLCTX.	NIA.....	WellMed Networks, Inc.	Influence.....	0.000	UnitedHealth Group Incorporated4
		.00000	52-2102846				XLHealth CorporationMD.	NIA.....	United HealthCare Services, Inc.	Ownership.....	100.000	UnitedHealth Group Incorporated		
		.00000	98-1107695				XLHealth Corporation India Private Limited ..	.IND.	NIA.....	XLHealth Corporation	Ownership.....	99.998	UnitedHealth Group Incorporated		
		.00000	98-1107695				XLHealth Corporation India Private Limited ..	.IND.	NIA.....	UnitedHealth International, Inc.	Ownership.....	0.002	UnitedHealth Group Incorporated		
		.00000	46-3537245				XLHome Michigan, P.C.MI.	NIA.....	Physician(s) owned	Influence.....	0.000	UnitedHealth Group Incorporated4
		.00000	45-5530241				XLHome Northeast, P.C.NJ.	NIA.....	Physician(s) owned	Influence.....	0.000	UnitedHealth Group Incorporated4
		.00000	46-2931689				XLHome Oklahoma, Inc.OK.	NIA.....	Physician(s) owned	Influence.....	0.000	UnitedHealth Group Incorporated4
		.00000	27-3543997				XLHome, P.C.MD.	NIA.....	Physician(s) owned	Influence.....	0.000	UnitedHealth Group Incorporated4

SCHEDULE Y
PART 1A - DETAIL OF INSURANCE HOLDING COMPANY SYSTEM

1	2	3	4	5	6	7	8	9	10	11	12	13	14	15	16
Group Code	Group Name	NAIC Company Code	ID Number	Federal RSSD	CIK	Name of Securities Exchange if Publicly Traded (U.S. or International)	Names of Parent, Subsidiaries Or Affiliates	Domi-ciliary Loca-tion	Relation-ship to Reporting Entity	Directly Controlled by (Name of Entity/Person)	Type of Control (Ownership, Board, Management, Attorney-in-Fact, Influence, Other)	If Control is Owner-ship Provide Percen-tage	Ultimate Controlling Entity(ies)/Person(s)	Is an SCA Filing Re-quired? (Y/N)	*
		00000	11-3764012				Your Health Options Insurance Services, Inc.	CA	NIA	PrimeCare Medical Network, Inc.	Ownership	100.000	UnitedHealth Group Incorporated		

Asterisk	Explanation
1	TBD – Majority and/or Minority or additional shareholder information will be disclosed in a future reporting period.
2	The remaining percentage is owned by either: 1) non-affiliated entity(ies), 2) external shareholders, 3) outside investors or 4) multiple sources.
3	Currently undergoing a liquidation procedure
4	Represents a physician or physicians' owned entity, where the entity is deemed to be influenced by the ultimate owner.
5	Represents a minority-owned entity (with respect to the ultimate owner), where the ultimate owner is deemed to have influence over the entity.

SUPPLEMENTAL EXHIBITS AND SCHEDULES INTERROGATORIES

The following supplemental reports are required to be filed as part of your statement filing. However, in the event that your company does not transact the type of business for which the special report must be filed, your response of NO to the specific interrogatory will be accepted in lieu of filing a "NONE" report and a bar code will be printed below. If the supplement is required of your company but is not being filed for whatever reason enter SEE EXPLANATION and provide an explanation following the interrogatory questions.


	Response
1. Will the Trusteed Surplus Statement be filed with the state of domicile and the NAIC with this statement?	NO
2. Will the Medicare Part D Coverage Supplement be filed with the state of domicile and the NAIC with this statement?	NO
3. Will the Reasonableness of Assumptions Certification required by Actuarial Guideline XXXV be filed with the state of domicile and electronically with the NAIC?	NO
4. Will the Reasonableness and Consistency of Assumptions Certification required by Actuarial Guideline XXXV be filed with the state of domicile and electronically with the NAIC?	NO
5. Will the Reasonableness of Assumptions Certification for Implied Guaranteed Rate Method required by Actuarial Guideline XXXVI be filed with the state of domicile and electronically with the NAIC?	NO
6. Will the Reasonableness and Consistency of Assumptions Certification required by Actuarial Guideline XXXVI (Updated Average Market Value) be filed with the state of domicile and electronically with the NAIC?	NO
7. Will the Reasonableness and Consistency of Assumptions Certification required by Actuarial Guideline XXXVI (Updated Market Value) be filed with the state of domicile and electronically with the NAIC?	NO
8. Will the Life PBR Statement of Exemption be filed with the state of domicile by July 1st and electronically with the NAIC with the second quarterly filing per the Valuation Manual (by August 15)? (2nd Quarter Only) The response for 1st and 3rd quarters should be N/A. A NO response resulting with a bar code is only appropriate in the 2nd quarter.	N/A

Explanation:

-
-
-
-
-
-
-

Bar Code:

- Trusteed Surplus Statement [Document Identifier 490]
- Medicare Part D Coverage Supplement [Document Identifier 365]
- Reasonableness of Assumptions Certification required by Actuarial Guideline XXXV [Document Identifier 445]
- Reasonableness and Consistency of Assumptions Certification required by Actuarial Guideline XXXV [Document Identifier 446]
- Reasonableness of Assumptions Certification for Implied Guaranteed Rate Method required by Actuarial Guideline XXXVI [Document Identifier 447]
- Reasonableness and Consistency of Assumptions Certification required by Actuarial Guideline XXXVI [Document Identifier 448]
- Reasonableness and Consistency of Assumptions Certification required by Actuarial Guideline XXXVI (Updated Market Value) [Document Identifier 449]



OVERFLOW PAGE FOR WRITE-INS

NONE

SCHEDULE A - VERIFICATION

Real Estate

	1 Year to Date	2 Prior Year Ended December 31
1. Book/adjusted carrying value, December 31 of prior year		
2. Cost of acquired:		
2.1 Actual cost at time of acquisition		
2.2 Additional investment made after acquisition		
3. Current year change in encumbrances		
4. Total gain (loss) on disposals		
5. Deduct amounts received on disposals		
6. Total foreign exchange change in book/adjusted carrying value		
7. Deduct current year's other than temporary impairment recognized		
8. Deduct current year's depreciation		
9. Book/adjusted carrying value at the end of current period (Lines 1+2+3+4-5+6-7-8)		
10. Deduct total nonadmitted amounts		
11. Statement value at end of current period (Line 9 minus Line 10)		

SCHEDULE B - VERIFICATION

Mortgage Loans

	1 Year to Date	2 Prior Year Ended December 31
1. Book value/recorded investment excluding accrued interest, December 31 of prior year		
2. Cost of acquired:		
2.1 Actual cost at time of acquisition		
2.2 Additional investment made after acquisition		
3. Capitalized deferred interest and other		
4. Accrual of discount		
5. Unrealized valuation increase (decrease)		
6. Total gain (loss) on disposals		
7. Deduct amounts received on disposals		
8. Deduct amortization of premium and mortgage interest paid and commitment fees		
9. Total foreign exchange change in book value/recorded investment excluding accrued interest		
10. Deduct current year's other than temporary impairment recognized		
11. Book value/recorded investment excluding accrued interest at end of current period (Lines 1+2+3+4+5+6-7-8+9-10)		
12. Total valuation allowance		
13. Subtotal (Line 11 plus Line 12)		
14. Deduct total nonadmitted amounts		
15. Statement value at end of current period (Line 13 minus Line 14)		

SCHEDULE BA - VERIFICATION

Other Long-Term Invested Assets

	1 Year to Date	2 Prior Year Ended December 31
1. Book/adjusted carrying value, December 31 of prior year		
2. Cost of acquired:		
2.1 Actual cost at time of acquisition		
2.2 Additional investment made after acquisition		
3. Capitalized deferred interest and other		
4. Accrual of discount		
5. Unrealized valuation increase (decrease)		
6. Total gain (loss) on disposals		
7. Deduct amounts received on disposals		
8. Deduct amortization of premium and depreciation		
9. Total foreign exchange change in book/adjusted carrying value		
10. Deduct current year's other than temporary impairment recognized		
11. Book/adjusted carrying value at end of current period (Lines 1+2+3+4+5+6-7-8+9-10)		
12. Deduct total nonadmitted amounts		
13. Statement value at end of current period (Line 11 minus Line 12)		

SCHEDULE D - VERIFICATION

Bonds and Stocks

	1 Year to Date	2 Prior Year Ended December 31
1. Book/adjusted carrying value of bonds and stocks, December 31 of prior year	2,343,613	2,372,089
2. Cost of bonds and stocks acquired	0	19,565
3. Accrual of discount	30	78
4. Unrealized valuation increase (decrease)	0	0
5. Total gain (loss) on disposals	0	0
6. Deduct consideration for bonds and stocks disposed of	0	0
7. Deduct amortization of premium	12,030	48,119
8. Total foreign exchange change in book/adjusted carrying value	0	0
9. Deduct current year's other than temporary impairment recognized	0	0
10. Total investment income recognized as a result of prepayment penalties and/or acceleration fees	0	0
11. Book/adjusted carrying value at end of current period (Lines 1+2+3+4+5-6-7+8-9+10)	2,331,613	2,343,613
12. Deduct total nonadmitted amounts	0	0
13. Statement value at end of current period (Line 11 minus Line 12)	2,331,613	2,343,613

SCHEDULE D - PART 1B

Showing the Acquisitions, Dispositions and Non-Trading Activity
During the Current Quarter for all Bonds and Preferred Stock by NAIC Designation

NAIC Designation	1 Book/Adjusted Carrying Value Beginning of Current Quarter	2 Acquisitions During Current Quarter	3 Dispositions During Current Quarter	4 Non-Trading Activity During Current Quarter	5 Book/Adjusted Carrying Value End of First Quarter	6 Book/Adjusted Carrying Value End of Second Quarter	7 Book/Adjusted Carrying Value End of Third Quarter	8 Book/Adjusted Carrying Value December 31 Prior Year
BONDS								
1. NAIC 1 (a)	2,343,613	0	0	(12,000)	2,331,613	0	0	2,343,613
2. NAIC 2 (a)	0	0	0	0	0	0	0	0
3. NAIC 3 (a)	0	0	0	0	0	0	0	0
4. NAIC 4 (a)	0	0	0	0	0	0	0	0
5. NAIC 5 (a)	0	0	0	0	0	0	0	0
6. NAIC 6 (a)	0	0	0	0	0	0	0	0
7. Total Bonds	2,343,613	0	0	(12,000)	2,331,613	0	0	2,343,613
PREFERRED STOCK								
8. NAIC 1	0	0	0	0	0	0	0	0
9. NAIC 2	0	0	0	0	0	0	0	0
10. NAIC 3	0	0	0	0	0	0	0	0
11. NAIC 4	0	0	0	0	0	0	0	0
12. NAIC 5	0	0	0	0	0	0	0	0
13. NAIC 6	0	0	0	0	0	0	0	0
14. Total Preferred Stock	0	0	0	0	0	0	0	0
15. Total Bonds and Preferred Stock	2,343,613	0	0	(12,000)	2,331,613	0	0	2,343,613

(a) Book/Adjusted Carrying Value column for the end of the current reporting period includes the following amount of short-term and cash equivalent bonds by NAIC designation:

NAIC 1 \$0 ; NAIC 2 \$0 ; NAIC 3 \$0 NAIC 4 \$0 ; NAIC 5 \$0 ; NAIC 6 \$0

Schedule DA - Part 1 - Short-Term Investments

N O N E

Schedule DA - Verification - Short-Term Investments

N O N E

Schedule DB - Part A - Verification - Options, Caps, Floors, Collars, Swaps and Forwards

N O N E

Schedule DB - Part B - Verification - Futures Contracts

N O N E

Schedule DB - Part C - Section 1 - Replication (Synthetic Asset) Transactions (RSATs) Open

N O N E

Schedule DB-Part C-Section 2-Reconciliation of Replication (Synthetic Asset) Transactions Open

N O N E

Schedule DB - Verification - Book/Adjusted Carrying Value, Fair Value and Potential Exposure of
Derivatives

N O N E

SCHEDULE E - PART 2 - VERIFICATION

(Cash Equivalents)

	1	2
	Year To Date	Prior Year Ended December 31
1. Book/adjusted carrying value, December 31 of prior year	1,240,058	1,291,875
2. Cost of cash equivalents acquired	2,324	7,550
3. Accrual of discount	0	0
4. Unrealized valuation increase (decrease)	110	110
5. Total gain (loss) on disposals	0	0
6. Deduct consideration received on disposals	2,255	59,477
7. Deduct amortization of premium	0	0
8. Total foreign exchange change in book/adjusted carrying value	0	0
9. Deduct current year's other than temporary impairment recognized	0	0
10. Book/adjusted carrying value at end of current period (Lines 1+2+3+4+5-6-7+8-9)	1,240,237	1,240,058
11. Deduct total nonadmitted amounts	0	0
12. Statement value at end of current period (Line 10 minus Line 11)	1,240,237	1,240,058

Schedule A - Part 2 - Real Estate Acquired and Additions Made

N O N E

Schedule A - Part 3 - Real Estate Disposed

N O N E

Schedule B - Part 2 - Mortgage Loans Acquired and Additions Made

N O N E

Schedule B - Part 3 - Mortgage Loans Disposed, Transferred or Repaid

N O N E

Schedule BA - Part 2 - Other Long-Term Invested Assets Acquired and Additions Made

N O N E

Schedule BA - Part 3 - Other Long-Term Invested Assets Disposed, Transferred or Repaid

N O N E

Schedule D - Part 3 - Long-Term Bonds and Stocks Acquired

N O N E

Schedule D - Part 4 - Long-Term Bonds and Stocks Sold, Redeemed or Otherwise Disposed Of

N O N E

Schedule DB - Part A - Section 1 - Options, Caps, Floors, Collars, Swaps and Forwards Open

N O N E

Schedule DB - Part B - Section 1 - Futures Contracts Open

N O N E

Schedule DB - Part B - Section 1B - Brokers with whom cash deposits have been made

N O N E

Schedule DB - Part D - Section 1 - Counterparty Exposure for Derivative Instruments Open

N O N E

Schedule DB - Part D-Section 2 - Collateral for Derivative Instruments Open - Pledged By

N O N E

Schedule DB - Part D-Section 2 - Collateral for Derivative Instruments Open - Pledged To

N O N E

Schedule DL - Part 1 - Reinvested Collateral Assets Owned

N O N E

Schedule DL - Part 2 - Reinvested Collateral Assets Owned

N O N E

SCHEDULE E - PART 1 - CASH

Month End Depository Balances

1	2	3	4	5	Book Balance at End of Each Month During Current Quarter			9
					6	7	8	
					First Month	Second Month	Third Month	
Depository	Code	Rate of Interest	Amount of Interest Received During Current Quarter	Amount of Interest Accrued at Current Statement Date				*
Bank New York Mellon New York, NY		0.000	0	0	0	0	990	XXX
Bank of New York New York, NY		0.000	0	0	17,048	18,098	18,098	XXX
US Bancorp Minneapolis, MN		0.000	0	0	100,000	100,000	100,000	XXX
Wells Fargo Bank Minneapolis, MN		0.000	0	0	1,685	2,168	2,603	XXX
JP Morgan Chase New York, NY		0.000	0	0	273,739,265	106,092,306	238,384,494	XXX
0199998. Deposits in ... 0 depositories that do not exceed the allowable limit in any one depository (See instructions) - Open Depositories	XXX	XXX	0	0	0	0	0	XXX
0199999. Totals - Open Depositories	XXX	XXX	0	0	273,857,998	106,212,572	238,506,185	XXX
0299998. Deposits in ... 0 depositories that do not exceed the allowable limit in any one depository (See instructions) - Suspended Depositories	XXX	XXX	0	0	0	0	0	XXX
0299999. Totals - Suspended Depositories	XXX	XXX	0	0	0	0	0	XXX
0399999. Total Cash on Deposit	XXX	XXX	0	0	273,857,998	106,212,572	238,506,185	XXX
0499999. Cash in Company's Office	XXX	XXX	XXX	XXX	0	0	0	XXX
0599999. Total - Cash	XXX	XXX	0	0	273,857,998	106,212,572	238,506,185	XXX

SCHEDULE E - PART 2 - CASH EQUIVALENTS

Show Investments Owned End of Current Quarter

[illegible]