



QUARTERLY STATEMENT

As of March 31, 2019
of the Condition and Affairs of the

GREAT AMERICAN SPIRIT INSURANCE COMPANY

NAIC Group Code.....0084, 0084
(Current Period) (Prior Period)

NAIC Company Code..... 33723

Employer's ID Number..... 31-1237970

Organized under the Laws of OH

State of Domicile or Port of Entry OH

Country of Domicile US

Incorporated/Organized..... April 5, 1988

Commenced Business..... July 26, 1988

Statutory Home Office 301 E Fourth Street .. Cincinnati .. OH .. US .. 45202
(Street and Number) (City or Town, State, Country and Zip Code)

Main Administrative Office 301 E Fourth Street .. Cincinnati .. OH .. US .. 45202
(Street and Number) (City or Town, State, Country and Zip Code)

513-369-5000
(Area Code) (Telephone Number)

Mail Address 301 E Fourth Street .. Cincinnati .. OH .. US .. 45202
(Street and Number or P. O. Box) (City or Town, State, Country and Zip Code)

Primary Location of Books and Records 301 E Fourth Street .. Cincinnati .. OH .. US .. 45202
(Street and Number) (City or Town, State, Country and Zip Code)

513-369-5000
(Area Code) (Telephone Number)

Internet Web Site Address www.greatamericaninsurancegroup.com

Statutory Statement Contact	Robert James Schwartz (Name)
-----------------------------	---------------------------------

513-369-5092
(Area Code) (Telephone Number) (Extension)

BSchwartz@gaig.com
(E-Mail Address)

513-369-3873
(Fax Number)

OFFICERS

Name	Title	Name	Title
1. Gary John Gruber	President	2. Sue Ann Erhart	Senior Vice President, General Counsel & Secretary
3. Robert James Schwartz	Vice President & Controller	4. Lisa Ann Hays	Vice President & Actuary

OTHER


Ronald James Brichler	Executive Vice President	Anthony Joseph Mercurio #	Executive Vice President
Michael Eugene Sullivan Jr.	Executive Vice President	David Lawrence Thompson Jr. #	Executive Vice President
Aaron Beasy Latto	Senior Vice President	James Louis Muething #	Senior Vice President
Bruce Robert Smith Jr. #	Senior Vice President	David John Witzgall	Senior Vice President, CFO & Treasurer
Annette Denise Gardner	Vice President & Assistant Treasurer	John William Tholen	Vice President
Stephen Charles Beraha	Assistant Vice President & Assistant Secretary	Howard Kim Baird	Assistant Treasurer
Robert Jude Zbacnik	Assistant Treasurer		


DIRECTORS OR TRUSTEES

Ronald James Brichler	Michelle Ann Gillis	Gary John Gruber	Michael Eugene Sullivan Jr.
David John Witzgall			

State of..... Ohio
County of..... Hamilton

The officers of this reporting entity being duly sworn, each depose and say that they are the described officers of said reporting entity, and that on the reporting period stated above, all of the herein described assets were the absolute property of the said reporting entity, free and clear from any liens or claims thereon, except as herein stated, and that this statement, together with related exhibits, schedules and explanations therein contained, annexed or referred to, is a full and true statement of all the assets and liabilities and of the condition and affairs of the said reporting entity as of the reporting period stated above, and of its income and deductions therefrom for the period ended, and have been completed in accordance with the NAIC *Annual Statement Instructions and Accounting Practices and Procedures* manual except to the extent that: (1) state law may differ; or, (2) that state rules or regulations require differences in reporting not related to accounting practices and procedures, according to the best of their information, knowledge and belief, respectively. Furthermore, the scope of this attestation by the described officers also includes the related corresponding electronic filing with the NAIC, when required, that is an exact copy (except for formatting differences due to electronic filing) of the enclosed statement. The electronic filing may be requested by various regulators in lieu of or in addition to the enclosed statement.


(Signature)
Gary John Gruber
President



(Signature)

Sue Ann Erhart

Senior Vice President, General Counsel & Secretary




(Signature)
Robert James Schwartz

Vice President & Controller

Subscribed and sworn to before me
This 8th day of May, 2019

Janice A. Mayne

 Notary Public, State of Ohio
 My commission expires November 8, 2021



a. Is this an original filing? Yes [X] No []

b. If no:

1. State the amendment number _____

2. Date filed _____

3. Number of pages attached _____

GREAT AMERICAN SPIRIT INSURANCE COMPANY
ASSETS

	Current Statement Date			4
	1	2	3	
	Assets	Nonadmitted Assets	Net Admitted Assets (Cols. 1 - 2)	December 31 Prior Year Net Admitted Assets
1. Bonds.....	12,911,361	0	12,911,361	15,267,260
2. Stocks:				
2.1 Preferred stocks.....	0	0	0	0
2.2 Common stocks.....	0	0	0	0
3. Mortgage loans on real estate:				
3.1 First liens.....	0	0	0	0
3.2 Other than first liens.....	0	0	0	0
4. Real estate:				
4.1 Properties occupied by the company (less \$.....0 encumbrances).....	0	0	0	0
4.2 Properties held for the production of income (less \$.....0 encumbrances).....	0	0	0	0
4.3 Properties held for sale (less \$.....0 encumbrances).....	0	0	0	0
5. Cash (\$.....133,389), cash equivalents (\$.....4,326,449) and short-term investments (\$.....0).....	4,459,839	0	4,459,839	1,977,046
6. Contract loans (including \$.....0 premium notes).....	0	0	0	0
7. Derivatives.....	0	0	0	0
8. Other invested assets.....	0	0	0	0
9. Receivables for securities.....	0	0	0	0
10. Securities lending reinvested collateral assets.....	0	0	0	0
11. Aggregate write-ins for invested assets.....	0	0	0	0
12. Subtotals, cash and invested assets (Lines 1 to 11).....	17,371,200	0	17,371,200	17,244,306
13. Title plants less \$.....0 charged off (for Title insurers only).....	0	0	0	0
14. Investment income due and accrued.....	72,617	0	72,617	96,051
15. Premiums and considerations:				
15.1 Uncollected premiums and agents' balances in the course of collection.....	0	0	0	0
15.2 Deferred premiums, agents' balances and installments booked but deferred and not yet due (including \$.....0 earned but unbilled premiums).....	0	0	0	0
15.3 Accrued retrospective premiums (\$.....0) and contracts subject to redetermination (\$.....0).....	0	0	0	0
16. Reinsurance:				
16.1 Amounts recoverable from reinsurers.....	0	0	0	0
16.2 Funds held by or deposited with reinsured companies.....	0	0	0	0
16.3 Other amounts receivable under reinsurance contracts.....	0	0	0	0
17. Amounts receivable relating to uninsured plans.....	0	0	0	0
18.1 Current federal and foreign income tax recoverable and interest thereon.....	0	0	0	0
18.2 Net deferred tax asset.....	439	0	439	554
19. Guaranty funds receivable or on deposit.....	0	0	0	0
20. Electronic data processing equipment and software.....	0	0	0	0
21. Furniture and equipment, including health care delivery assets (\$.....0).....	0	0	0	0
22. Net adjustment in assets and liabilities due to foreign exchange rates.....	0	0	0	0
23. Receivables from parent, subsidiaries and affiliates.....	0	0	0	0
24. Health care (\$.....0) and other amounts receivable.....	0	0	0	0
25. Aggregate write-ins for other than invested assets.....	0	0	0	0
26. Total assets excluding Separate Accounts, Segregated Accounts and Protected Cell Accounts (Lines 12 through 25).....	17,444,255	0	17,444,255	17,340,911
27. From Separate Accounts, Segregated Accounts and Protected Cell Accounts.....	0	0	0	0
28. Total (Lines 26 and 27).....	17,444,255	0	17,444,255	17,340,911

DETAILS OF WRITE-INS				
1101.	0	0	0	0
1102.	0	0	0	0
1103.	0	0	0	0
1198. Summary of remaining write-ins for Line 11 from overflow page.....	0	0	0	0
1199. Totals (Lines 1101 thru 1103 plus 1198) (Line 11 above).....	0	0	0	0
2501.	0	0	0	0
2502.	0	0	0	0
2503.	0	0	0	0
2598. Summary of remaining write-ins for Line 25 from overflow page.....	0	0	0	0
2599. Totals (Lines 2501 thru 2503 plus 2598) (Line 25 above).....	0	0	0	0

GREAT AMERICAN SPIRIT INSURANCE COMPANY
LIABILITIES, SURPLUS AND OTHER FUNDS

	1 Current Statement Date	2 December 31 Prior Year
1. Losses (current accident year \$.....0).....00
2. Reinsurance payable on paid losses and loss adjustment expenses.....00
3. Loss adjustment expenses.....00
4. Commissions payable, contingent commissions and other similar charges.....00
5. Other expenses (excluding taxes, licenses and fees).....1,400600
6. Taxes, licenses and fees (excluding federal and foreign income taxes).....00
7.1 Current federal and foreign income taxes (including \$.....0 on realized capital gains (losses)).....24,0616,351
7.2 Net deferred tax liability.....00
8. Borrowed money \$.....0 and interest thereon \$.....0.....00
9. Unearned premiums (after deducting unearned premiums for ceded reinsurance of \$....37,497,471 and including warranty reserves of \$.....0 and accrued accident and health experience rating refunds including \$.....0 for medical loss ratio rebate per the Public Health Service Act).....00
10. Advance premium.....00
11. Dividends declared and unpaid:		
11.1 Stockholders.....00
11.2 Policyholders.....00
12. Ceded reinsurance premiums payable (net of ceding commissions).....00
13. Funds held by company under reinsurance treaties.....00
14. Amounts withheld or retained by company for account of others.....00
15. Remittances and items not allocated.....00
16. Provision for reinsurance (including \$.....0 certified).....00
17. Net adjustments in assets and liabilities due to foreign exchange rates.....00
18. Drafts outstanding.....00
19. Payable to parent, subsidiaries and affiliates.....00
20. Derivatives.....00
21. Payable for securities.....00
22. Payable for securities lending.....00
23. Liability for amounts held under uninsured plans.....00
24. Capital notes \$.....0 and interest thereon \$.....0.....00
25. Aggregate write-ins for liabilities.....00
26. Total liabilities excluding protected cell liabilities (Lines 1 through 25).....25,4616,951
27. Protected cell liabilities.....00
28. Total liabilities (Lines 26 and 27).....25,4616,951
29. Aggregate write-ins for special surplus funds.....00
30. Common capital stock.....3,504,0003,504,000
31. Preferred capital stock.....00
32. Aggregate write-ins for other than special surplus funds.....00
33. Surplus notes.....00
34. Gross paid in and contributed surplus.....8,546,0008,546,000
35. Unassigned funds (surplus).....5,368,7945,283,960
36. Less treasury stock, at cost:		
36.10.000 shares common (value included in Line 30 \$.....0).....00
36.20.000 shares preferred (value included in Line 31 \$.....0).....00
37. Surplus as regards policyholders (Lines 29 to 35, less 36).....17,418,79417,333,960
38. Totals (Page 2, Line 28, Col. 3).....17,444,25517,340,911

DETAILS OF WRITE-INS		
2501.00
2502.00
2503.00
2598. Summary of remaining write-ins for Line 25 from overflow page.....00
2599. Totals (Lines 2501 thru 2503 plus 2598) (Line 25 above).....00
2901.00
2902.00
2903.00
2998. Summary of remaining write-ins for Line 29 from overflow page.....00
2999. Totals (Lines 2901 thru 2903 plus 2998) (Line 29 above).....00
3201.00
3202.00
3203.00
3298. Summary of remaining write-ins for Line 32 from overflow page.....00
3299. Totals (Lines 3201 thru 3203 plus 3298) (Line 32 above).....00

GREAT AMERICAN SPIRIT INSURANCE COMPANY
STATEMENT OF INCOME

	1 Current Year to Date	2 Prior Year to Date	3 Prior Year Ended December 31
UNDERWRITING INCOME			
1. Premiums earned:			
1.1 Direct..... (written \$.....21,800,768).....	14,259,640	12,602,546	52,133,182
1.2 Assumed..... (written \$.....0).....	0	0	0
1.3 Ceded..... (written \$.....21,800,768).....	14,259,640	12,602,546	52,133,182
1.4 Net..... (written \$.....0).....	0	0	0
DEDUCTIONS:			
2. Losses incurred (current accident year \$.....0):			
2.1 Direct.....	3,642,566	(3,846,878)	5,993,940
2.2 Assumed.....	0	0	0
2.3 Ceded.....	3,642,566	(3,846,878)	5,993,940
2.4 Net.....	0	0	0
3. Loss adjustment expenses incurred.....	0	0	0
4. Other underwriting expenses incurred.....	0	0	0
5. Aggregate write-ins for underwriting deductions.....	0	0	0
6. Total underwriting deductions (Lines 2 through 5).....	0	0	0
7. Net income of protected cells.....	0	0	0
8. Net underwriting gain (loss) (Line 1 minus Line 6 + Line 7).....	0	0	0
INVESTMENT INCOME			
9. Net investment income earned.....	102,660	63,337	312,588
10. Net realized capital gains (losses) less capital gains tax of \$.....0.....	0	0	0
11. Net investment gain (loss) (Lines 9 + 10).....	102,660	63,337	312,588
OTHER INCOME			
12. Net gain or (loss) from agents' or premium balances charged off (amount recovered \$.....0 amount charged off \$.....0).....	0	0	0
13. Finance and service charges not included in premiums.....	0	0	0
14. Aggregate write-ins for miscellaneous income.....	(0)	(10)	(7)
15. Total other income (Lines 12 through 14).....	(0)	(10)	(7)
16. Net income before dividends to policyholders, after capital gains tax and before all other federal and foreign income taxes (Lines 8 + 11 + 15).....	102,660	63,327	312,581
17. Dividends to policyholders.....	0	0	0
18. Net income, after dividends to policyholders, after capital gains tax and before all other federal and foreign income taxes (Line 16 minus Line 17).....	102,660	63,327	312,581
19. Federal and foreign income taxes incurred.....	17,710	13,084	57,351
20. Net income (Line 18 minus Line 19) (to Line 22).....	84,950	50,243	255,230
CAPITAL AND SURPLUS ACCOUNT			
21. Surplus as regards policyholders, December 31 prior year.....	17,333,960	17,069,744	17,069,744
22. Net income (from Line 20).....	84,950	50,243	255,230
23. Net transfers (to) from Protected Cell accounts.....	0	0	0
24. Change in net unrealized capital gains or (losses) less capital gains tax of \$.....0.....	0	0	0
25. Change in net unrealized foreign exchange capital gain (loss).....	0	0	0
26. Change in net deferred income tax.....	(115)	4,276	8,986
27. Change in nonadmitted assets.....	0	0	0
28. Change in provision for reinsurance.....	0	0	0
29. Change in surplus notes.....	0	0	0
30. Surplus (contributed to) withdrawn from protected cells.....	0	0	0
31. Cumulative effect of changes in accounting principles.....	0	0	0
32. Capital changes:			
32.1 Paid in.....	0	0	0
32.2 Transferred from surplus (Stock Dividend).....	0	0	0
32.3 Transferred to surplus.....	0	0	0
33. Surplus adjustments:			
33.1 Paid in.....	0	0	0
33.2 Transferred to capital (Stock Dividend).....	0	0	0
33.3 Transferred from capital.....	0	0	0
34. Net remittances from or (to) Home Office.....	0	0	0
35. Dividends to stockholders.....	0	0	0
36. Change in treasury stock.....	0	0	0
37. Aggregate write-ins for gains and losses in surplus.....	0	0	0
38. Change in surplus as regards policyholders (Lines 22 through 37).....	84,834	54,519	264,216
39. Surplus as regards policyholders, as of statement date (Lines 21 plus 38).....	17,418,794	17,124,263	17,333,960
DETAILS OF WRITE-INS			
0501.	0	0	0
0502.	0	0	0
0503.	0	0	0
0598. Summary of remaining write-ins for Line 5 from overflow page.....	0	0	0
0599. Totals (Lines 0501 thru 0503 plus 0598) (Line 5 above).....	0	0	0
1401. Miscellaneous Income.....	(0)	(10)	(7)
1402.	0	0	0
1403.	0	0	0
1498. Summary of remaining write-ins for Line 14 from overflow page.....	0	0	0
1499. Totals (Lines 1401 thru 1403 plus 1498) (Line 14 above).....	(0)	(10)	(7)
3701.	0	0	0
3702.	0	0	0
3703.	0	0	0
3798. Summary of remaining write-ins for Line 37 from overflow page.....	0	0	0
3799. Totals (Lines 3701 thru 3703 plus 3798) (Line 37 above).....	0	0	0

GREAT AMERICAN SPIRIT INSURANCE COMPANY
CASH FLOW

	1 Current Year to Date	2 Prior Year To Date	3 Prior Year Ended December 31
CASH FROM OPERATIONS			
1. Premiums collected net of reinsurance.....000
2. Net investment income.....132,02791,444307,212
3. Miscellaneous income.....(0)(10)(7)
4. Total (Lines 1 through 3).....132,02791,434307,206
5. Benefit and loss related payments.....000
6. Net transfers to Separate Accounts, Segregated Accounts and Protected Cell Accounts.....000
7. Commissions, expenses paid and aggregate write-ins for deductions.....000
8. Dividends paid to policyholders.....000
9. Federal and foreign income taxes paid (recovered) net of \$.....0 tax on capital gains (losses).....0054,843
10. Total (Lines 5 through 9).....0054,843
11. Net cash from operations (Line 4 minus Line 10).....132,02791,434252,363
CASH FROM INVESTMENTS			
12. Proceeds from investments sold, matured or repaid:			
12.1 Bonds.....2,350,76693,5824,804,067
12.2 Stocks.....000
12.3 Mortgage loans.....000
12.4 Real estate.....000
12.5 Other invested assets.....000
12.6 Net gains or (losses) on cash, cash equivalents and short-term investments.....000
12.7 Miscellaneous proceeds.....000
12.8 Total investment proceeds (Lines 12.1 to 12.7).....2,350,76693,5824,804,067
13. Cost of investments acquired (long-term only):			
13.1 Bonds.....007,405,461
13.2 Stocks.....000
13.3 Mortgage loans.....000
13.4 Real estate.....000
13.5 Other invested assets.....000
13.6 Miscellaneous applications.....000
13.7 Total investments acquired (Lines 13.1 to 13.6).....007,405,461
14. Net increase or (decrease) in contract loans and premium notes.....000
15. Net cash from investments (Line 12.8 minus Line 13.7 and Line 14).....2,350,76693,582(2,601,394)
CASH FROM FINANCING AND MISCELLANEOUS SOURCES			
16. Cash provided (applied):			
16.1 Surplus notes, capital notes.....000
16.2 Capital and paid in surplus, less treasury stock.....000
16.3 Borrowed funds.....000
16.4 Net deposits on deposit-type contracts and other insurance liabilities.....000
16.5 Dividends to stockholders.....000
16.6 Other cash provided (applied).....000
17. Net cash from financing and miscellaneous sources (Lines 16.1 through 16.4 minus Line 16.5 plus Line 16.6).....000
RECONCILIATION OF CASH, CASH EQUIVALENTS AND SHORT-TERM INVESTMENTS			
18. Net change in cash, cash equivalents and short-term investments (Line 11 plus Line 15 plus Line 17).....2,482,793185,016(2,349,031)
19. Cash, cash equivalents and short-term investments:			
19.1 Beginning of year.....1,977,0464,326,0774,326,077
19.2 End of period (Line 18 plus Line 19.1).....4,459,8394,511,0931,977,046
Note: Supplemental disclosures of cash flow information for non-cash transactions:			
20.0001000

NOTES TO FINANCIAL STATEMENTS

Note 1 – Summary of Significant Accounting Policies and Going Concern

A. Accounting Practices

The financial statements of Great American Spirit Insurance Company ("the Company") are presented on the basis of accounting practices prescribed or permitted by the Ohio Department of Insurance.

The Ohio Department of Insurance recognizes only statutory accounting practices prescribed or permitted by the state of Ohio for determining and reporting the financial condition and results of operations of an insurance company, for purposes of determining its solvency under the Ohio Insurance Law. The National Association of Insurance Commissioners' ("NAIC") Accounting Practices and Procedures Manual has been adopted as a component of prescribed or permitted practices by the state of Ohio. The Company has no prescribed or permitted practices that would result in differences between NAIC Statutory Accounting Principles (SAP) and the state of Ohio basis, as shown below:

	SSAP #	F/S Page	F/S Line #	Current Year to Date	2018
NET INCOME					
(1) The Company state basis (Page 4, Line 20, Columns 1 & 3)	XXX	XXX	XXX	\$ 84,950	\$ 255,230
(2) State Prescribed Practice that are an increase/(decrease) from NAIC SAP					
				\$ 0	\$ 0
(3) State Permitted Practice that are an increase/(decrease) from NAIC SAP					
				\$ 0	\$ 0
(4) NAIC SAP (1 – 2 – 3 = 4)	XXX	XXX	XXX	\$ 84,950	\$ 255,230
SURPLUS					
(5) The Company state basis (Page 3, line 37, Columns 1 & 2)	XXX	XXX	XXX	\$ 17,418,794	\$ 17,333,960
(6) State Prescribed Practice that are an increase/(decrease) from NAIC SAP					
				\$ 0	\$ 0
(7) State Permitted Practice that are an increase/(decrease) from NAIC SAP					
				\$ 0	\$ 0
(8) NAIC SAP (5 – 6 – 7 = 8)	XXX	XXX	XXX	\$ 17,418,794	\$ 17,333,960

C. Accounting Policy

- (2) Basis for Bonds, Mandatory Convertible Securities, SVO-Identified Investments and Amortization Method
Bonds with a NAIC rating 1 and 2 are stated at amortized cost using the interest method; all others are stated at the lower of amortized cost or fair value. The Company does not own any SVO Identified Exchange Traded Funds.
- (6) Basis for Loan-Backed Securities and Adjustment Methodology
For residential mortgage-backed securities (RMBS), commercial mortgage-backed securities (CMBS) and loan-backed and structured securities (LBASS), the NAIC has retained a third-party investment management firm to assist in the determination of the appropriate NAIC designations and Book Adjusted Carrying Values based on not only the probability of loss, but also the severity of loss. Those RMBS, CMBS and LBASS securities that are not modeled but receive a current year NAIC Credit Rating Provider (CRP) rating are subject to the Modified FE process which determines the appropriate NAIC designations and Book Adjusted Carrying Values. Mandatory convertible bonds are stated at the lower of book value or fair value, regardless of the NAIC designation.

D. Going Concern

After review of the Company's financial condition, management does not have any doubts about the Company's ability to continue as a going concern.

Note 2 – Accounting Changes and Corrections of Errors

No significant changes

Note 3 – Business Combinations and Goodwill

No significant changes

Note 4 – Discontinued Operations

No significant changes

Note 5 – Investments

D. Loan-Backed Securities

- (1) Description of Sources Used to Determine Prepayment Assumptions
The Company uses dealer-modeled prepayment assumptions for mortgage-backed and asset-backed securities at the date of purchase to determine effective yields; significant changes in estimated cash flows from the original purchase assumptions are accounted for on a prospective basis.
- (2) Securities with Recognized Other-Than-Temporary Impairment
The Company had no loan-backed securities with a recognized other-than-temporary impairment due to either the intent to sell or lack of intent to hold to recovery during the current year.
- (3) Recognized OTTI securities
The Company had no loan-backed securities with a credit-related other-than-temporary impairment recognized during the current year.

NOTES TO FINANCIAL STATEMENTS

(4) All impaired securities (fair value is less than cost or amortized cost) for which an other-than-temporary impairment has not been recognized in earnings as a realized loss (including securities with a recognized other-than-temporary impairment for non-interest related declines when a non-recognized interest related impairment remains):

a. The aggregate amount of unrealized losses:	1. Less than 12 Months	\$ (585)
	2. 12 Months or Longer	\$ (27,804)
b. The aggregate related fair value of securities with unrealized losses:	1. Less than 12 Months	\$ 900,579
	2. 12 Months or Longer	\$ 1,773,285

(5) Information Investor Considered in Reaching Conclusion that Impairments are Not Other-Than-Temporary
Based on cash flow projections received from independent sources (which reflect loan to collateral values, subordination, vintage and geographic concentration), implied cash flows inherent in security ratings and analysis of historical payment data, management believes that the Company will recover its cost basis in all securities with unrealized losses as of March 31, 2019. The Company has the intent to hold such securities until they recover in value or mature.

E. Dollar Repurchase Agreements and/or Securities Lending Transactions

The Company did not engage in dollar repurchase agreements or securities lending.

F. Repurchase Agreements Transactions Accounted for as Secured Borrowing

The Company did not engage in repurchase transactions accounted for as secured borrowing.

G. Reverse Repurchase Agreements Transactions Accounted for as Secured Borrowing
Repurchase Transactions – Cash Provider – Overview of Secured Borrowing Transactions

The Company did not engage in reverse repurchase transactions accounted for as secured borrowing.

H. Repurchase Agreements Transactions Accounted for as a Sale
Repurchase Transaction – Cash Taker – Overview of Sale Transactions

The Company did not engage in repurchase transactions accounted for as a sale.

I. Reverse Repurchase Agreements Transactions Accounted for as a Sale
Repurchase Transaction – Cash Provider – Overview of Sale Transactions

The Company did not engage in reverse repurchase transactions accounted for as a sale.

M. Working Capital Finance Investments

The Company does not have any investment in working capital finance securities.

N. Offsetting and Netting of Assets and Liabilities

Not applicable

Note 6 – Joint Ventures, Partnerships and Limited Liability Companies

No significant changes

Note 7 – Investment Income

No significant changes

Note 8 – Derivative Instruments

The Company's investment objectives do not include holding or issuing derivative financial instruments.

Note 9 – Income Taxes

No significant changes

Note 10 – Information Concerning Parent, Subsidiaries, Affiliates and Other Related Parties

No significant changes

Note 11 – Debt

B. FHLB (Federal Home Loan Bank) Agreements

The Company does not have any agreements with the Federal Home Loan Bank.

Note 12 – Retirement Plans, Deferred Compensation, Postemployment Benefits and Compensated Absences and Other Postretirement Benefit Plans

A. Defined Benefit Plan

The Company does not have any defined benefit plans.

Note 13 – Capital and Surplus, Shareholder's Dividend Restrictions and Quasi-Reorganizations

No significant changes

NOTES TO FINANCIAL STATEMENTS

Note 14 – Liabilities, Contingencies and Assessments

No significant changes

Note 15 – Leases

No significant changes

Note 16 – Information about Financial Instruments with Off-Balance Sheet Risk and Financial Instruments with Concentrations of Credit Risk

No significant changes

Note 17 – Sale, Transfer and Servicing of Financial Assets and Extinguishments of Liabilities

B. Transfer and Servicing of Financial Assets

Not applicable

C. Wash Sales

The Company was not involved in any wash sales during the current year.

Note 18 – Gain or Loss to the Reporting Entity from Uninsured Plans and the Portion of Partially Insured Plans

No significant changes

Note 19 – Direct Premium Written/Produced by Managing General Agents/Third Party Administrators

No significant changes

Note 20 – Fair Value Measurements

A. Fair Value Measurements

(1) Fair Value Measurements at Reporting Date

The Company categorizes its financial instruments, based on the degree of subjectivity inherent in the method by which they are valued, into a fair value hierarchy of three levels, as follows:

Level 1 - Quoted prices for identical assets or liabilities in active markets (markets in which transactions occur with sufficient frequency and volume to provide pricing information on an ongoing basis). The Company's Level 1 financial instruments consist primarily of publicly traded equity securities and highly liquid government bonds for which quoted market prices in active markets are available.

Level 2 - Quoted prices for similar instruments in active markets; quoted prices for identical or similar assets or liabilities in inactive markets (markets in which there are few transactions, the prices are not current, price quotations vary substantially over time or among market makers, or in which little information is released publicly); and valuations based on other significant inputs that are observable in active markets. The Company's Level 2 financial instruments include corporate and municipal fixed maturity securities, asset-backed securities, mortgage-backed securities and non-affiliated common stocks priced using observable inputs. Level 2 inputs include benchmark yields, reported trades, corroborated broker/dealer quotes, issuer spreads and benchmark securities. When non-binding broker quotes can be corroborated by comparison to similar securities priced using observable inputs, they are classified as Level 2.

Level 3 - Valuations derived from market valuation techniques generally consistent with those used to estimate the fair value of Level 2 financial instruments in which one or more significant inputs are unobservable or when the market for a security exhibits significantly less liquidity relative to markets supporting Level 2 fair value measurements. The unobservable inputs may include management's own assumptions about the assumptions market participants would use based on the best information available at the valuation date. The Company's Level 3 is comprised of financial instruments whose fair value is estimated based on non-binding broker quotes or internally developed using significant inputs not based on, or corroborated by, observable market information.

The Company's investment manager, AMMC, is responsible for the valuation process and uses data from outside sources (including nationally recognized pricing services and broker/dealers) in establishing fair value. Valuation techniques utilized by pricing services and prices obtained from external sources are reviewed by AMMC's internal investment professionals who are familiar with the securities being priced and the markets in which they trade to ensure the fair value determination is representative of an exit price. To validate the appropriateness of the prices obtained, these investment managers consider widely published indices (as benchmarks), recent trades, changes in interest rates, general economic conditions and the credit quality of the specific issuers. In addition, AMMC communicates directly with the pricing service regarding the methods and assumptions used in pricing, including verifying, on a test basis, the inputs used by the service to value specific securities.

The Company does not have any assets carried at fair value.

(2) Fair Value Measurements in (Level 3) of the Fair Value Hierarchy
The Company does not have any Level 3 securities carried at fair value.

(3) Policies when Transfers Between Levels are Recognized
The Company recognizes and records the transfer of securities into and out of Level 3 due to changes in availability of market observable inputs.

(4) Description of Valuation Techniques and Inputs Used in Fair Value Measurement
See narrative above in Note 20A (1).

(5) Fair Value Disclosures
Not applicable

B. Fair Value Reporting under SSAP 100 and Other Accounting Pronouncements

The Company has no additional fair value disclosures.

NOTES TO FINANCIAL STATEMENTS

C. Fair Value Level

The table below reflects the fair vlaues and admitted values of all admitted assets and liabilities that are financial instruments excluding those accounted for under the equity method (subsidiaries, joint ventures, partnerships and limited liability corporations). The fair values are also categorized into the three-level fair value hierarchy as described above in Note 20A.

Type of Financial Instrument	Aggregate Fair Value	Admitted Assets	(Level 1)	(Level 2)	(Level 3)	Net Asset Value (NAV)	Not Practicable (Carrying Value)
U.S. Government and government agencies	\$ 8,549,203	\$ 8,390,045	\$ 8,549,203	\$ 0	\$ 0	\$ 0	\$ 0
States, municipalities, political subdivisions	\$ 3,390,225	\$ 3,321,318	\$ 0	\$ 3,390,225	\$ 0	\$ 0	\$ 0
Asset backed securities	\$ 900,579	\$ 901,164	\$ 0	\$ 900,579	\$ 0	\$ 0	\$ 0
All other bonds	\$ 309,884	\$ 298,834	\$ 0	\$ 309,884	\$ 0	\$ 0	\$ 0
Cash and short term investments	\$ 4,459,838	\$ 4,459,839	\$ 4,459,838	\$ 0	\$ 0	\$ 0	\$ 0

D. Not Practicable to Estimate Fair Value

The Company has no financial instruments that fall under this classification.

E. NAV Practical Expedient Investments

Not applicable

Note 21 – Other Items

No significant changes

Note 22 – Events Subsequent

There have been no events subsequent to March 31, 2019, which the Company believes will have a material effect on the financial condition of the Company.

Note 23 – Reinsurance

No significant changes

Note 24 – Retrospectively Rated Contracts and Contracts Subject to Redetermination

F. Risk Sharing Provisions of the Affordable Care Act

Not applicable

Note 25 – Change in Incurred Losses and Loss Adjustment Expenses

The Company has no net loss and loss adjustment expense reserves, as a result of its pooling agreement.

Note 26 – Intercompany Pooling Arrangements

No significant changes

Note 27 – Structured Settlements

No significant changes

Note 28 – Health Care Receivables

No significant changes

Note 29 – Participating Policies

No significant changes

Note 30 – Premium Deficiency Reserves

No significant changes

Note 31 – High Deductibles

No significant changes

Note 32 – Discounting of Liabilities for Unpaid Losses or Unpaid Loss Adjustment Expenses

No significant changes

Note 33 – Asbestos/Environmental Reserves

No significant changes

Note 34 – Subscriber Savings Accounts

No significant changes

NOTES TO FINANCIAL STATEMENTS

Note 35 – Multiple Peril Crop Insurance

No significant changes

Note 36 – Financial Guaranty Insurance

The Company does not write financial guaranty insurance.

GENERAL INTERROGATORIES

PART 1 - COMMON INTERROGATORIES

GENERAL

1.1

Did the reporting entity experience any material transactions requiring the filing of Disclosure of Material Transactions with the State of Domicile, as required by the Model Act?

Yes [☐] No [☒]

1.2

If yes, has the report been filed with the domiciliary state?

Yes [☐] No [☐]

2.1

Has any change been made during the year of this statement in the charter, by-laws, articles of incorporation, or deed of settlement of the reporting entity?

Yes [☐] No [☒]

2.2

If yes, date of change:

3.1

Is the reporting entity a member of an Insurance Holding Company System consisting of two or more affiliated persons, one or more of which is an insurer?
If yes, complete Schedule Y, Parts 1 and 1A.

Yes [☒] No [☐]

3.2

Have there been any substantial changes in the organizational chart since the prior quarter end?

Yes [☒] No [☐]

3.3

If the response to 3.2 is yes, provide a brief description of those changes.
Insurance (GB) Limited (previously a subsidiary of Great American Insurance Company) became a subsidiary of Great American Europe Limited.

3.4

Is the reporting entity publicly traded or a member of a publicly traded group?

Yes [☒] No [☐]

3.5

If the response to 3.4 is yes, provide the CIK (Central Index Key) code issued by the SEC for the entity/group.

0001042046

4.1

Has the reporting entity been a party to a merger or consolidation during the period covered by this statement?
If yes, complete and file the merger history data file with the NAIC for the annual filing corresponding to this period.

Yes [☐] No [☒]

4.2

If yes, provide name of entity, NAIC Company Code, and state of domicile (use two letter state abbreviation) for any entity that has ceased to exist as a result of the merger or consolidation.

1	2	3
Name of Entity	NAIC Company Code	State of Domicile
	0	

5.

If the reporting entity is subject to a management agreement, including third-party administrator(s), managing general agent(s), attorney-in-fact, or similar agreement, have there been any significant changes regarding the terms of the agreement or principals involved?
If yes, attach an explanation.

Yes [☐] No [☒] N/A [☐]

Not applicable

6.1

State as of what date the latest financial examination of the reporting entity was made or is being made.

12/31/2016

6.2

State the as of date that the latest financial examination report became available from either the state of domicile or the reporting entity. This date should be the date of the examined balance sheet and not the date the report was completed or released.

12/31/2016

6.3

State as of what date the latest financial examination report became available to other states or the public from either the state of domicile or the reporting entity. This is the release date or completion date of the examination report and not the date of the examination (balance sheet date).

02/26/2018

6.4

By what department or departments?
Ohio Department of Insurance

6.5

Have all financial statement adjustments within the latest financial examination report been accounted for in a subsequent financial statement filed with Departments?

Yes [☐] No [☐] N/A [☒]

6.6

Have all of the recommendations within the latest financial examination report been complied with?

Yes [☐] No [☐] N/A [☒]

7.1

Has this reporting entity had any Certificates of Authority, licenses or registrations (including corporate registration, if applicable) suspended or revoked by any governmental entity during the reporting period?

Yes [☐] No [☒]

7.2

If yes, give full information:
Not applicable

8.1

Is the company a subsidiary of a bank holding company regulated with the Federal Reserve Board?

Yes [☐] No [☒]

8.2

If response to 8.1 is yes, please identify the name of the bank holding company.
Not applicable

8.3

Is the company affiliated with one or more banks, thrifts or securities firms?

Yes [☒] No [☐]

8.4

If the response to 8.3 is yes, please provide below the names and location (city and state of the main office) of any affiliates regulated by a federal regulatory services agency [i.e. the Federal Reserve Board (FRB), the Office of the Comptroller of the Currency (OCC), the Federal Deposit Insurance Corporation (FDIC) and the Securities Exchange Commission (SEC)] and identify the affiliate's primary federal regulator].

1	2	3	4	5	6
Affiliate Name	Location (City, State)	FRB	OCC	FDIC	SEC
American Money Management Corporation	Cincinnati, OH	NO	NO	NO	YES
Great American Advisors, Inc.	Cincinnati, OH	NO	NO	NO	YES

9.1

Are the senior officers (principal executive officer, principal financial officer, principal accounting officer or controller, or persons performing similar functions) of the reporting entity subject to a code of ethics, which includes the following standards?
(a) Honest and ethical conduct, including the ethical handling of actual or apparent conflicts of interest between personal and professional relationships;
(b) Full, fair, accurate, timely and understandable disclosure in the periodic reports required to be filed by the reporting entity;
(c) Compliance with applicable governmental laws, rules and regulations;
(d) The prompt internal reporting of violations to an appropriate person or persons identified in the code; and
(e) Accountability for adherence to the code.

Yes [☒] No [☐]

9.11

If the response to 9.1 is No, please explain:
Not applicable

9.2

Has the code of ethics for senior managers been amended?

Yes [☐] No [☒]

9.21

If the response to 9.2 is Yes, provide information related to amendment(s).
Not applicable

9.3

Have any provisions of the code of ethics been waived for any of the specified officers?

Yes [☐] No [☒]

9.31

If the response to 9.3 is Yes, provide the nature of any waiver(s).
Not applicable

GREAT AMERICAN SPIRIT INSURANCE COMPANY
GENERAL INTERROGATORIES

PART 1 - COMMON INTERROGATORIES

FINANCIAL

- 10.1 Does the reporting entity report any amounts due from parent, subsidiaries or affiliates on Page 2 of this statement?
- 10.2 If yes, indicate any amounts receivable from parent included in the Page 2 amount:
- Yes ☐ No ☒
- \$0

INVESTMENT

- 11.1 Were any of the stocks, bonds, or other assets of the reporting entity loaned, placed under option agreement, or otherwise made available for use by another person? (Exclude securities under securities lending agreements.)
- 11.2 If yes, give full and complete information relating thereto:
- Yes ☐ No ☒
- Not applicable

12. Amount of real estate and mortgages held in other invested assets in Schedule BA:
13. Amount of real estate and mortgages held in short-term investments:
- 14.1 Does the reporting entity have any investments in parent, subsidiaries and affiliates?
- 14.2 If yes, please complete the following:
- \$0
- \$0
- Yes ☐ No ☒

	1 Prior Year End Book/Adjusted Carrying Value	2 Current Quarter Book/Adjusted Carrying Value
14.21 Bonds	\$0	\$0
14.22 Preferred Stock	0	0
14.23 Common Stock	0	0
14.24 Short-Term Investments	0	0
14.25 Mortgage Loans on Real Estate	0	0
14.26 All Other	0	0
14.27 Total Investment in Parent, Subsidiaries and Affiliates (Subtotal Lines 14.21 to 14.26)	\$0	\$0
14.28 Total Investment in Parent included in Lines 14.21 to 14.26 above	\$0	\$0

- 15.1 Has the reporting entity entered into any hedging transactions reported on Schedule DB?
- 15.2 If yes, has a comprehensive description of the hedging program been made available to the domiciliary state?
- Yes ☐ No ☒
- Yes ☐ No ☐
- If no, attach a description with this statement.

16. For the reporting entity's security lending program, state the amount of the following as of current statement date:
- 16.1 Total fair value of reinvested collateral assets reported on Schedule DL, Parts 1 and 2:
- 16.2 Total book adjusted/carrying value of reinvested collateral assets reported on Schedule DL, Parts 1 and 2:
- 16.3 Total payable for securities lending reported on the liability page:
- \$0
- \$0
- \$0
17. Excluding items in Schedule E-Part 3-Special Deposits, real estate, mortgage loans and investments held physically in the reporting entity's offices, vaults or safety deposit boxes, were all stocks, bonds and other securities, owned throughout the current year held pursuant to a custodial agreement with a qualified bank or trust company in accordance with Section 1, III - General Examination Considerations, F. Outsourcing of Critical Functions, Custodial or Safekeeping Agreements of the NAIC *Financial Condition Examiners Handbook*?
- Yes ☒ No ☐

- 17.1 For all agreements that comply with the requirements of the NAIC *Financial Condition Examiners Handbook*, complete the following:
- | 1
Name of Custodian(s) | 2
Custodian Address |
|-----------------------------|-----------------------------------|
| The Bank of New York Mellon | 1 Wall Street, New York, NY 10286 |

- 17.2 For all agreements that do not comply with the requirements of the NAIC *Financial Condition Examiners Handbook*, provide the name, location and a complete explanation:
- | 1
Name(s) | 2
Location(s) | 3
Complete Explanation(s) |
|--------------|------------------|------------------------------|
| | | |

- 17.3 Have there been any changes, including name changes, in the custodian(s) identified in 17.1 during the current quarter?
- 17.4 If yes, give full and complete information relating thereto:
- Yes ☐ No ☒

1 Old Custodian	2 New Custodian	3 Date of Change	4 Reason

- 17.5 Investment management – Identify all investment advisors, investment managers, broker/dealers, including individuals that have the authority to make investment decisions on behalf of the reporting entity. For assets that are managed internally by employees of the reporting entity, note as such ["...that have access to the investment accounts", "handle securities"].

1 Name of Firm or Individual	2 Affiliation
American Money Management Corporation	A

- 17.5097 For those firms/individuals listed in the table for Question 17.5, do any firms/individuals unaffiliated with the reporting entity (i.e., designated with a "U") manage more than 10% of the reporting entity's assets?
- 17.5098 For firms/individuals unaffiliated with the reporting entity (i.e., designated with a "U") listed in the table for Question 17.5, does the total assets under management aggregate to more than 50% of the reporting entity's assets?
- Yes ☐ No ☒
- Yes ☐ No ☒

- 17.6 For those firms or individuals listed in the table for 17.5 with an affiliation code of "A" (affiliated) or "U" (unaffiliated), provide the information for the table below.

1 Central Registration Depository Number	2 Name of Firm or Individual	3 Legal Entity Identifier (LEI)	4 Registered With	5 Investment Management Agreement (IMA) Filed
161853	American Money Management Corporation	54930048Y5YTQDRCSM84	SEC	DS

- 18.1 Have all the filing requirements of the *Purposes and Procedures Manual of the NAIC Investment Analysis Office* been followed?
- 18.2 If no, list exceptions:
- Yes ☒ No ☐
- Not applicable

GREAT AMERICAN SPIRIT INSURANCE COMPANY
GENERAL INTERROGATORIES

PART 1 - COMMON INTERROGATORIES

19.

By self-designating 5GI securities, the reporting entity is certifying the following elements for each self-designated 5GI security:

a.

Documentation necessary to permit a full credit analysis of the security does not exist or an NAIC CRP credit rating for an FE or PL security is not available.

b.

Issuer or obligor is current on all contracted interest and principal payments.

c.

The insurer has an actual expectation of ultimate payment of all contracted interest and principal.

Has the reporting entity self-designated 5GI securities?

Yes [☐] No [☒]
20.

By self-designating PLGI securities, the reporting entity is certifying the following elements for each self-designated PLGI security:

a.

The security was purchased prior to January 1, 2018.

b.

The reporting entity is holding capital commensurate with the NAIC Designation reported for the security.

c.

The NAIC Designation was derived from the credit rating assigned by an NAIC CRP in its legal capacity as a NRSRO which is shown on a current private letter rating held by the insurer and available for examination by state insurance regulators.

d.

The reporting entity is not permitted to share this credit rating of the PL security with the SVO.

Has the reporting entity self-designated PLGI securities?

Yes [☐] No [☒]

GREAT AMERICAN SPIRIT INSURANCE COMPANY
GENERAL INTERROGATORIES (continued)

PART 2 – PROPERTY & CASUALTY INTERROGATORIES

1.

If the reporting entity is a member of a pooling arrangement, did the agreement or the reporting entity's participation change?

If yes, attach an explanation.

Not applicable

Yes [☐] No [☒ X] N/A [☐]

2.

Has the reporting entity reinsured any risk with any other reporting entity and agreed to release such entity from liability, in whole or in part, from any loss that may occur on the risk, or portion thereof, reinsured?

If yes, attach an explanation.

Not applicable

Yes [☐] No [☒ X]

3.1

Have any of the reporting entity's primary reinsurance contracts been canceled?

Yes [☐] No [☒ X]

3.2

If yes, give full and complete information thereto:

Not applicable

4.1

Are any of the liabilities for unpaid losses and loss adjustment expenses other than certain workers' compensation tabular reserves (see *Annual Statement Instructions* pertaining to disclosure of discounting for definition of "tabular reserves.") discounted at a rate of interest greater than zero?

Yes [☐] No [☒ X]

4.2

If yes, complete the following schedule:

1 Line of Business	2 Maximum Interest	3 Disc. Rate	Total Discount				Discount Taken During Period			
			4 Unpaid Losses	5 Unpaid LAE	6 IBNR	7 Total	8 Unpaid Losses	9 Unpaid LAE	10 IBNR	11 Total
	0.000	0.000	0	0	0	0	0	0	0	0
Total	XXX	XXX	0	0	0	0	0	0	0	0

5.

Operating Percentages:

5.1 A&H loss percent

5.2 A&H cost containment percent

5.3 A&H expense percent excluding cost containment expenses

0.000%

0.000%

0.000%

6.1

Do you act as a custodian for health savings accounts?

Yes [☐] No [☒ X]

6.2

If yes, please provide the amount of custodial funds held as of the reporting date.

\$ 0

6.3

Do you act as an administrator for health savings accounts?

Yes [☐] No [☒ X]

6.4

If yes, please provide the amount of funds administered as of the reporting date.

\$ 0

7.

Is the reporting entity licensed or chartered, registered, qualified, eligible or writing business in at least two states?

Yes [☒ X] No [☐]

7.1

If no, does the reporting entity assume reinsurance business that covers risks residing in at least one state other than the state of domicile of the reporting entity?

Yes [☐] No [☐]

GREAT AMERICAN SPIRIT INSURANCE COMPANY
SCHEDULE F - CEDED REINSURANCE

Showing All New Reinsurers - Current Year to Date

1	2	3	4	5	6	7
NAIC Company Code	ID Number	Name of Reinsurer	Domiciliary Jurisdiction	Type of Reinsurer	Certified Reinsurer Rating (1 through 6)	Effective Date of Certified Reinsurer Rating

NONE

GREAT AMERICAN SPIRIT INSURANCE COMPANY
SCHEDULE T - EXHIBIT OF PREMIUMS WRITTEN

Current Year to Date - Allocated by States and Territories

		1 Active Status (a)	Direct Premiums Written		Direct Losses Paid (Deducting Salvage)		Direct Losses Unpaid	
			2 Current Year to Date	3 Prior Year to Date	4 Current Year to Date	5 Prior Year to Date	6 Current Year to Date	7 Prior Year to Date
States, Etc.								
1.	Alabama.....AL	..L..13,32819,00487,1136,46816,2279,271
2.	Alaska.....AK	..L..4,6595,2860019,50718,797
3.	Arizona.....AZ	..L..50,23435,41700191,747123,528
4.	Arkansas.....AR	..L..23,32524,91100535,649457,465
5.	California.....CA	..L..1,330,317945,41981,41176,3604,178,4233,098,541
6.	Colorado.....CO	..L..254,979188,91300629,175588,668
7.	Connecticut.....CT	..L..783,804589,523347,366116,6194,146,1535,018,850
8.	Delaware.....DE	..L..9,7232740015,57113,767
9.	District of Columbia.....DC	..L..3,0503,058006,7175,463
10.	Florida.....FL	..L..778,509446,1540166,7821,786,2891,271,695
11.	Georgia.....GA	..L..1,021,985712,20542,7951,5951,317,7251,106,697
12.	Hawaii.....HI	..L..1,8352,0240015,65017,465
13.	Idaho.....ID	..L..1,3781,0540026,98431,774
14.	Illinois.....IL	..L..994,0121,053,66848,20214,3041,772,8551,125,520
15.	Indiana.....IN	..L..181,827152,12500221,040132,137
16.	Iowa.....IA	..L..19,67314,3020044,76719,380
17.	Kansas.....KS	..L..57,95133,82400148,45792,821
18.	Kentucky.....KY	..L..85,67970,9490070,01156,228
19.	Louisiana.....LA	..L..22,43731,649013,834260,120201,325
20.	Maine.....ME	..L..7488,222002,507846
21.	Maryland.....MD	..L..4,86711,71000173,107169,504
22.	Massachusetts.....MA	..L..311,989291,46000492,856428,605
23.	Michigan.....MI	..L..356,552210,17740,74739,921942,221695,928
24.	Minnesota.....MN	..L..2,672,2712,242,788229,294171,6002,271,9831,912,913
25.	Mississippi.....MS	..L..50,66668,710(12,446)3,22265,61645,382
26.	Missouri.....MO	..L..96,18479,03300370,724263,542
27.	Montana.....MT	..L..20,82019,846006,5126,233
28.	Nebraska.....NE	..L..245,245216,16000921,5481,103,052
29.	Nevada.....NV	..L..24,80928,1731640168,83892,326
30.	New Hampshire.....NH	..L..2,0411,192001,5236,128
31.	New Jersey.....NJ	..L..3,416,4662,056,09298,48514,2917,898,5226,517,670
32.	New Mexico.....NM	..L..23,82320,95901,05024,09214,229
33.	New York.....NY	..L..1,495,3041,637,28069,47960,8434,110,3253,701,703
34.	North Carolina.....NC	..L..414,812373,257029,579659,905563,796
35.	North Dakota.....ND	..L..16,57116,426007,3163,391
36.	Ohio.....OH	..L..989,3721,066,193209,12549,3441,272,276975,646
37.	Oklahoma.....OK	..L..14,53210,11445,323026,40727,793
38.	Oregon.....OR	..L..19,25024,1140085,96680,409
39.	Pennsylvania.....PA	..L..2,417,1001,714,45079,228271,2256,415,9415,143,263
40.	Rhode Island.....RI	..L..48,2537,3360047,79033,377
41.	South Carolina.....SC	..L..184,661161,31593193,330502,056466,629
42.	South Dakota.....SD	..L..25,0939,1590094,30521,202
43.	Tennessee.....TN	..L..402,551110,4551,23601,220,4571,040,488
44.	Texas.....TX	..L..763,816654,365105,886123,2591,905,3341,556,858
45.	Utah.....UT	..L..151,454103,51239,39764,982149,246207,397
46.	Vermont.....VT	..L..790904005859
47.	Virginia.....VA	..L..838,684624,849219,21502,884,2463,422,326
48.	Washington.....WA	..L..656,492259,45410,2000547,616360,769
49.	West Virginia.....WV	..L..7,3577,59200105,5268,720
50.	Wisconsin.....WI	..L..488,628231,84300620,067486,037
51.	Wyoming.....WY	..L..8623,293005,281399
52.	American Samoa.....AS	..N..000000
53.	Guam.....GU	..N..000000
54.	Puerto Rico.....PR	..N..000000
55.	US Virgin Islands.....VI	..N..000000
56.	Northern Mariana Islands.....MP	..N..000000
57.	Canada.....CAN	..N..000000
58.	Aggregate Other Alien.....OT	..XXX..000000
59.	Totals.....	..XXX..21,800,76816,600,1921,743,1541,318,60949,403,23442,746,014

DETAILS OF WRITE-INS

58001.XXX..000000
58002.XXX..000000
58003.XXX..000000
58998.	Summary of remaining write-ins for Line 58 from overflow page.....	..XXX..000000
58999.	Totals (Lines 58001 thru 58003+ Line 58998) (Line 58 above).....	..XXX..000000

(a) Active Status Count

L - Licensed or Chartered - Licensed insurance carrier or domiciled RRG.....	51	R - Registered - Non-domiciled RRGs.....	0
E - Eligible - Reporting entities eligible or approved to write surplus lines in the state (other than their state of domicile - See DSLI).....	0	Q - Qualified - Qualified or accredited reinsurer.....	0
D - Domestic Surplus Lines Insurer (DSLI) - Reporting entities authorized to write surplus lines in the state of domicile.....	0	N - None of the above - Not allowed to write business in the state.....	6

Schedule Y - Information Concerning Activities of Insurer Members of a Holding Company Group

Part 1 - Organizational Chart

	Domiciliary Location	FEIN	NAIC Co. Code
American Financial Group, Inc.	OH	31-1544320	
American Financial Enterprises, Inc.	DE	31-6549738	
American Money Management Corporation	OH	31-0828578	
American Real Estate Capital Company, LLC	OH	27-1577326	
Mid-Market Capital Partners, LLC	DE	27-2829629	
APU Holding Company	OH	41-2112001	
American Premier Underwriters, Inc.	PA	23-6000765	
Lehigh Valley Railroad Company	PA	13-6400464	
Pennsylvania Lehigh Oil & Gas Holdings LLC	PA	46-1665396	
Magnolia Alabama Holdings, Inc.	DE	20-1548213	
Magnolia Alabama Holdings LLC	AL	20-1574094	
Michigan Oil & Gas Holdings, LLC	MI	46-1852532	
Ohio Oil & Gas Holdings, LLC	OH	46-1480078	
The Owasco River Railway, Inc.	NY	13-6021353	
PCC Technical Industries, Inc.	DE	76-0080537	
Penn Towers, Inc.	PA	23-1537928	
Pennsylvania Oil & Gas Holdings, LLC	PA	46-3246684	
Pennsylvania-Reading Seashore Lines (66.67%)	NJ	23-6000766	
Pittsburgh and Cross Creek Railroad Company (83%)	PA	23-6207599	
GAI Insurance Company, Ltd. *	BMU	98-1073776	
Great American Specialty & Affinity Limited	GBR		
Hangar Acquisition Corp.	OH	31-1446308	
Premier Lease & Loan Services Insurance Agency, Inc.	WA	91-1242743	
Premier Lease & Loan Services of Canada, Inc.	WA	91-1508644	
Risico Management Corporation	DE	31-1262960	
Dixie Terminal Corporation	OH	31-0823725	
GAI Holding Bermuda Ltd. (77%) ^	BMU	98-0606803	
GAI Indemnity, Ltd. #	GBR	98-0556144	
Neon Capital Limited	GBR		
NCM Holdings (U.K.) Limited	GBR		
Neon Capital Managers	GBR		
Neon Holdings (U.K.) Limited	GBR		
Beat Capital Partners Limited (19.15%)	GBR		
Beat Services Limited	GBR		
Chord Reinsurance Limited (60%)	GBR		
Tarian Underwriting Limited (60%)	GBR		
Lavenham Underwriting Limited #	GBR	98-0412245	
Neon Italy S.R.L. (60%)	ITA		
Neon Management Services Limited	GBR		
Neon Sapphire Underwriting Limited	GGY		
Neon Service Company (U.K.) Limited	GBR		
Studio Marketform SRL	ITA		
Neon Underwriting Bermuda Limited	BMU		
Neon Underwriting Limited	GBR		
Orca Insurance Agency A/S (89.425%)	DNK		
Sampford Underwriting Limited #	GBR	98-0431601	
Xenon Agency Limited	GBR		
Helium Holdings Limited	BMU		
Neon Employee Ownership LLC (23.35%)	DE		
GAI Australia Pty Ltd	AUS		

* Denotes insurer
@ Company affiliated but not owned
Participant in Lloyd's Syndicate 2468
Subsidiaries 100% owned by respective parent unless otherwise stated
^ Total percentage owned by respective parent and other affiliated companies.

Schedule Y - Information Concerning Activities of Insurer Members of a Holding Company Group

Part 1 - Organizational Chart

	Domiciliary Location	FEIN	NAIC Co. Code
American Financial Group, Inc.	OH	31-1544320	
Great American Financial Resources, Inc. ^	DE	06-1356481	
AAG Insurance Agency, Inc.	KY	31-1422717	
Ceres Group, Inc.	DE	34-1017531	
Continental General Corporation	NE	47-0717079	
QQAAgency of Texas, Inc.	TX	34-1947042	
Great American Advisors, Inc.	OH	31-1395344	
Great American Life Insurance Company *	OH	13-1935920	63312
Annuity Investors Life Insurance Company *	OH	31-1021738	93661
Bay Bridge Marina Hemingway's Restaurant, LLC (85%)	MD	27-4078277	
Bay Bridge Marina Management (85%)	MD	27-0513333	
Brothers Management, LLC	FL	20-1246122	
Charleston Harbor Fishing, LLC	SC	81-3737639	
GALIC - Bay Bridge Marina, LLC	MD	20-4604276	
GALIC Brothers, Inc.	OH	31-1391777	
Manhattan National Holding Corporation	OH	26-3260520	
Manhattan National Life Insurance Company *	OH	45-0252531	67083
Skipjack Marina Corp.	MD	52-2179330	
Great American Holding, Inc.	OH	42-1575938	
ABA Insurance Services, Inc.	OH	80-0333563	
Agricultural Services, LLC	OH	27-3062314	
Great American Holding (Europe) Limited	GBR		
Great American Europe Limited	GBR		
Insurance (GB) Limited *	GBR		
Great American International Insurance Designated Activity Company *	IRL		
Mid-Continent Casualty Company *	OH	73-0556513	23418
Mid-Continent Assurance Company *	OH	73-1406844	15380
Mid-Continent Excess and Surplus Insurance Company *	DE	38-3803661	13794
Mid-Continent Specialty Insurance Services, Inc.	OK	30-0571535	
Oklahoma Surety Company *	OH	73-0773259	23426
National Interstate Corporation	OH	34-1607394	
American Highways Insurance Agency, Inc.	OH	34-1899058	
Explorer RV Insurance Agency, Inc.	OH	31-1548235	
Hudson Indemnity, Ltd. *	CYM	98-0191335	
Hudson Management Group, Ltd.	VIR	66-0660039	
National Interstate Insurance Agency, Inc.	OH	34-1607396	
Commercial For Hire Transportation Purchasing Group @	SC	36-4670968	
National Interstate Insurance Company *	OH	34-1607395	32620
National Interstate Insurance Company of Hawaii, Inc. *	OH	99-0345306	11051
TransProtection Service Company	MO	43-1254631	
Triumphe Casualty Company *	OH	95-3623282	41106
Vanliner Insurance Company *	MO	86-0114294	21172
Safety Claims & Litigation Services, LLC	MT	20-5546054	
Safety, Claims and Litigation Services, LLC	OH	46-4570914	
Republic Indemnity Company of America *	CA	95-2801326	22179
Republic Indemnity Company of California *	CA	31-1054123	43753
Summit Consulting, LLC	FL	59-1683711	
Heritage Summit Healthcare, LLC	FL	59-3385208	
Summit Real Estate Holdings, LLC	FL	82-2462705	
Summit Holding Southeast, Inc.	FL	59-3409855	
Bridgefield Employers Insurance Company*	FL	59-1835212	10701
Bridgefield Casualty Insurance Company*	FL	59-3269531	10335

* Denotes insurer
@ Company affiliated but not owned
Participant in Lloyd's Syndicate 2468
Subsidiaries 100% owned by respective parent unless otherwise stated
^ Total percentage owned by respective parent and other affiliated companies.

Schedule Y - Information Concerning Activities of Insurer Members of a Holding Company Group

Part 1 - Organizational Chart

	Domiciliary Location	FEIN	NAIC Co. Code
American Financial Group, Inc.	OH	31-1544320	
Great American Insurance Company *	OH	31-0501234	16691
American Empire Insurance Company *	OH	31-0973761	37990
American Empire Underwriters, Inc.	TX	59-1671722	
American Empire Surplus Lines Insurance Company *	DE	31-0912199	35351
American Signature Underwriters, Inc.	OH	31-1463075	
Brothers Property Corporation	OH	59-2840291	
Brothers Pennsylvanian Corporation	PA	25-1754638	
Brothers Property Management Corporation	OH	59-2840294	
Crop Managers Insurance Agency, Inc.	KS	31-1277904	
Dempsey & Siders Agency, Inc.	OH	31-0589001	
Eden Park Insurance Brokers, Inc.	CA	31-1341668	
El Aguila, Compañia de Seguros, S.A. de C.V. *	MEX		
Farmers Crop Insurance Alliance, Inc.	KS	39-1404033	
FCIA Management Company, Inc.	NY	13-3628555	
Foreign Credit Insurance Association @	NY		
GAI Mexico Holdings, LLC	DE	81-0814136	
GAI Warranty Company	OH	31-1753938	
GAI Warranty Company of Florida	FL	31-1765544	
Global Premier Finance Company	OH	61-1329718	
Great American Agency of Texas, Inc.	TX	74-2693636	
Great American Alliance Insurance Company *	OH	95-1542353	26832
Great American Assurance Company *	OH	15-6020948	26344
Great American Casualty Insurance Company *	OH	61-0983091	39896
Great American Contemporary Insurance Company *	OH	36-4079497	10646
Great American E & S Insurance Company *	DE	31-0954439	37532
Great American Fidelity Insurance Company *	DE	31-1036473	41858
Great American Insurance Agency, Inc.	OH	31-1652643	
Great American Insurance Company of New York *	NY	13-5539046	22136
Great American Lloyd's, Inc.	TX	31-1073664	
Great American Management Services, Inc.	OH	31-0856644	
Great American Protection Insurance Company *	OH	31-1288778	38580
Great American Re Inc.	DE	31-0918893	
Great American Security Insurance Company *	OH	31-1209419	31135
Great American Spirit Insurance Company *	OH	31-1237970	33723
Great American Underwriters Insurance Company	OH	83-1694393	
Key Largo Group, Inc.	FL	59-1263251	
PLLS Canada Insurance Brokers Inc. (49%)	CAN	871850814	
Professional Risk Brokers, Inc.	IL	31-1293064	
One East Fourth, Inc.	OH	31-0686194	
Pioneer Carpet Mills, Inc.	OH	31-0883227	
TEJ Holdings, Inc.	OH	31-1119320	
Three East Fourth, Inc.	OH	31-0728327	

* Denotes insurer
@ Company affiliated but not owned
Participant in Lloyd's Syndicate 2468
Subsidiaries 100% owned by respective parent unless otherwise stated
^ Total percentage owned by respective parent and other affiliated companies.

SCHEDULE Y

PART 1A - DETAIL OF INSURANCE HOLDING COMPANY SYSTEM

Q12

1	2	3	4	5	6	7	8	9	10	11	12	13	14	15	16
Group Code	Group Name	NAIC Company Code	ID Number	Federal RSSD	CIK	Name of Securities Exchange if Publicly Traded (U.S. or International)	Names of Parent, Subsidiaries or Affiliates	Domiciliary Location	Relationship to Reporting Entity	Directly Controlled by (Name of Entity/Person)	Type of Control (Ownership Board, Management, Attorney-in-Fact, Influence, Other)	If Control is Ownership Provide Percentage	Ultimate Controlling Entity(ies)/Person(s)	Is an SCA Filing Required? (Y/N)	*
Members															
0.....		0.....	31-154432001042046	NYSE.....	American Financial Group, Inc.....	OH.....	UIP.....		Ownership.....0.000	N.....	0...
0.....		0.....	31-099679700		American Financial Enterprises, Inc.....	CT.....	NIA.....	American Financial Group, Inc.....	Ownership.....100.000	American Financial Group, Inc.N.....	0...
0.....		0.....	31-082857800		American Money Management Corporation.....	OH.....	NIA.....	American Financial Group, Inc.....	Ownership.....100.000	American Financial Group, Inc.N.....	0...
0.....		0.....	27-157732600		American Real Estate Capital Company, LLC.....	OH.....	NIA.....	American Money Management Corporation.....	Ownership.....100.000	American Financial Group, Inc.N.....	0...
0.....		0.....	27-282962900		Mid-Market Capital Partners, LLC.....	DE.....	NIA.....	American Money Management Corporation.....	Ownership.....100.000	American Financial Group, Inc.N.....	0...
0.....		0.....	41-211200100		APU Holding Company.....	OH.....	NIA.....	American Financial Group, Inc.....	Ownership.....100.000	American Financial Group, Inc.N.....	0...
0.....		0.....	23-600076500		American Premier Underwriters, Inc.....	PA.....	NIA.....	APU Holding Company.....	Ownership.....100.000	American Financial Group, Inc.N.....	0...
0.....		0.....	13-640046400		Lehigh Valley Railroad Company.....	PA.....	NIA.....	American Premier Underwriters, Inc.....	Ownership.....100.000	American Financial Group, Inc.N.....	0...
0.....		0.....	46-166539600		Pennsylvania Lehigh Oil & Gas Holdings LLC.....	PA.....	NIA.....	Lehigh Valley Railroad Company.....	Ownership.....100.000	American Financial Group, Inc.N.....	0...
0.....		0.....	20-154821300		Magnolia Alabama Holdings, Inc.....	DE.....	NIA.....	American Premier Underwriters, Inc.....	Ownership.....100.000	American Financial Group, Inc.N.....	0...
0.....		0.....	20-157409400		Magnolia Alabama Holdings LLC.....	AL.....	NIA.....	Magnolia Alabama Holdings, Inc.....	Ownership.....100.000	American Financial Group, Inc.N.....	0...
0.....		0.....	46-185253200		Michigan Oil & Gas Holdings, LLC.....	MI.....	NIA.....	American Premier Underwriters, Inc.....	Ownership.....100.000	American Financial Group, Inc.N.....	0...
0.....		0.....	46-148007800		Ohio Oil & Gas Holdings, LLC.....	OH.....	NIA.....	American Premier Underwriters, Inc.....	Ownership.....100.000	American Financial Group, Inc.N.....	0...
0.....		0.....	13-602135300		The Owasco River Railway, Inc.....	NY.....	NIA.....	American Premier Underwriters, Inc.....	Ownership.....100.000	American Financial Group, Inc.N.....	0...
0.....		0.....	76-008053700		PCC Technical Industries, Inc.....	DE.....	NIA.....	American Premier Underwriters, Inc.....	Ownership.....100.000	American Financial Group, Inc.N.....	0...
0.....		0.....	23-153792800		Penn Towers, Inc.....	PA.....	NIA.....	American Premier Underwriters, Inc.....	Ownership.....100.000	American Financial Group, Inc.N.....	0...
0.....		0.....	46-324668400		Pennsylvania Oil & Gas Holdings, LLC.....	PA.....	NIA.....	American Premier Underwriters, Inc.....	Ownership.....100.000	American Financial Group, Inc.N.....	0...
0.....		0.....	23-600076600		Pennsylvania-Reading Seashore Lines.....	NJ.....	NIA.....	American Premier Underwriters, Inc.....	Ownership.....66.670	American Financial Group, Inc.N.....	0...
0.....		0.....	23-620759900		Pittsburgh and Cross Creek Railroad Company.....	PA.....	NIA.....	American Premier Underwriters, Inc.....	Ownership.....83.000	American Financial Group, Inc.N.....	0...
0.....		0.....	98-107377600		GAI Insurance Company, Ltd.....	BMU.....	IA.....	APU Holding Company.....	Ownership.....100.000	American Financial Group, Inc.N.....	0...
0.....		0.....	00		Great American Specialty & Affinity Limited.....	GBR.....	NIA.....	APU Holding Company.....	Ownership.....100.000	American Financial Group, Inc.N.....	0...
0.....		0.....	31-144630800		Hangar Acquisition Corp.....	OH.....	NIA.....	APU Holding Company.....	Ownership.....100.000	American Financial Group, Inc.N.....	0...
0.....		0.....	91-124274300		Premier Lease & Loan Services Insurance Agency, Inc.....	WA.....	NIA.....	APU Holding Company.....	Ownership.....100.000	American Financial Group, Inc.N.....	0...
0.....		0.....	91-150864400		Premier Lease & Loan Services of Canada, Inc.....	WA.....	NIA.....	APU Holding Company.....	Ownership.....100.000	American Financial Group, Inc.N.....	0...
0.....		0.....	31-126296000		Risiko Management Corporation.....	DE.....	NIA.....	APU Holding Company.....	Ownership.....100.000	American Financial Group, Inc.N.....	0...
0.....		0.....	31-082372500		Dixie Terminal Corporation.....	OH.....	NIA.....	American Financial Group, Inc.....	Ownership.....100.000	American Financial Group, Inc.N.....	0...
0.....		0.....	98-060680300		GAI Holding Bermuda Ltd.....	BMU.....	NIA.....	American Financial Group, Inc.....	Ownership.....69.990	American Financial Group, Inc.N.....	2...
0.....		0.....	98-060680300		GAI Holding Bermuda Ltd.....	BMU.....	NIA.....	GAI Australia Pty Ltd.....	Ownership.....30.010	American Financial Group, Inc.N.....	2...
0.....		0.....	98-055614400		GAI Indemnity, Ltd.....	GBR.....	IA.....	GAI Holding Bermuda Ltd.....	Ownership.....100.000	American Financial Group, Inc.N.....	0...
0.....		0.....	00		Neon Capital Limited.....	GBR.....	NIA.....	GAI Holding Bermuda Ltd.....	Ownership.....100.000	American Financial Group, Inc.N.....	0...
0.....		0.....	00		NCM Holdings (U.K.) Limited.....	GBR.....	NIA.....	Neon Capital Limited.....	Ownership.....100.000	American Financial Group, Inc.N.....	0...
0.....		0.....	00		Neon Capital Managers.....	GBR.....	NIA.....	NCM Holdings (U.K.) Limited.....	Ownership.....100.000	American Financial Group, Inc.N.....	0...
0.....		0.....	00		Neon Holdings (U.K.) Limited.....	GBR.....	NIA.....	Neon Capital Limited.....	Ownership.....100.000	American Financial Group, Inc.N.....	0...
0.....		0.....	00		Beat Capital Partners Limited.....	GBR.....	NIA.....	Neon Holdings (U.K.) Limited.....	Ownership.....19.150	American Financial Group, Inc.N.....	0...
0.....		0.....	00		Beat Services Limited.....	GBR.....	NIA.....	Beat Capital Partners Limited.....	Ownership.....100.000	American Financial Group, Inc.N.....	0...
0.....		0.....	00		Chord Reinsurance Limited.....	GBR.....	NIA.....	Beat Capital Partners Limited.....	Ownership.....60.000	American Financial Group, Inc.N.....	0...

SCHEDULE Y

PART 1A - DETAIL OF INSURANCE HOLDING COMPANY SYSTEM

Q12.1

1	2	3	4	5	6	7	8	9	10	11	12	13	14	15	16
Group Code	Group Name	NAIC Company Code	ID Number	Federal RSSD	CIK	Name of Securities Exchange if Publicly Traded (U.S. or International)	Names of Parent, Subsidiaries or Affiliates	Domiciliary Location	Relationship to Reporting Entity	Directly Controlled by (Name of Entity/Person)	Type of Control (Ownership Board, Management, Attorney-in-Fact, Influence, Other)	If Control is Ownership Provide Percentage	Ultimate Controlling Entity(ies)/Person(s)	Is an SCA Filing Required? (Y/N)	*
0...		0...		...0	...0		Tarian Underwriting Limited.....	GBR.....	NIA.....	Beat Capital Partners Limited.....	Ownership.....	...60.000	American Financial Group, Inc.N.....	...0...	
0...		0...	98-0412245	...0	...0		Lavenham Underwriting Limited.....	GBR.....	IA.....	Neon Holdings (U.K.) Limited.....	Ownership.....	...100.000	American Financial Group, Inc.N.....	...0...	
0...		0...		...0	...0		Neon Italy S.R.L.....	ITA.....	NIA.....	Neon Holdings (U.K.) Limited.....	Ownership.....	...60.000	American Financial Group, Inc.N.....	...0...	
0...		0...		...0	...0		Neon Management Services Limited.....	GBR.....	NIA.....	Neon Holdings (U.K.) Limited.....	Ownership.....	...100.000	American Financial Group, Inc.N.....	...0...	
0...		0...		...0	...0		Neon Sapphire Underwriting Limited.....	GGY.....	NIA.....	Neon Holdings (U.K.) Limited.....	Ownership.....	...100.000	American Financial Group, Inc.N.....	...0...	
0...		0...		...0	...0		Neon Service Company (U.K.) Limited.....	GBR.....	NIA.....	Neon Holdings (U.K.) Limited.....	Ownership.....	...100.000	American Financial Group, Inc.N.....	...0...	
0...		0...		...0	...0		Studio Marketform SRL.....	ITA.....	NIA.....	Neon Service Company (U.K.) Limited.....	Ownership.....	...100.000	American Financial Group, Inc.N.....	...0...	
0...		0...		...0	...0		Neon Underwriting Bermuda Limited.....	BMU.....	NIA.....	Neon Holdings (U.K.) Limited.....	Ownership.....	...100.000	American Financial Group, Inc.N.....	...0...	
0...		0...		...0	...0		Neon Underwriting Limited.....	GBR.....	NIA.....	Neon Holdings (U.K.) Limited.....	Ownership.....	...100.000	American Financial Group, Inc.N.....	...0...	
0...		0...		...0	...0		Orca Insurance Agency A/S.....	DNK.....	NIA.....	Neon Holdings (U.K.) Limited.....	Ownership.....	...89.425	American Financial Group, Inc.N.....	...0...	
0...		0...	98-0431601	...0	...0		Sampford Underwriting Limited.....	GBR.....	IA.....	Neon Holdings (U.K.) Limited.....	Ownership.....	...100.000	American Financial Group, Inc.N.....	...0...	
0...		0...		...0	...0		Xenon Agency Limited.....	GBR.....	NIA.....	Neon Holdings (U.K.) Limited.....	Ownership.....	...100.000	American Financial Group, Inc.N.....	...0...	
0...		0...		...0	...0		Helium Holdings Limited.....	BMU.....	NIA.....	American Financial Group, Inc.....	Ownership.....	...100.000	American Financial Group, Inc.N.....	...5...	
0...		0...		...0	...0		Neon Employee Ownership LLC.....	DE.....	NIA.....	Helium Holdings Limited.....	Ownership.....	...23.350N.....	...5...	
0...		0...		...0	...0		GAI Australia Pty Ltd.....	AUS.....	NIA.....	Neon Employee Ownership LLC.....	Ownership.....	...100.000	American Financial Group, Inc.N.....	...5...	
0...		0...	06-1356481	...0	...0		Great American Financial Resources, Inc.....	DE.....	NIA.....	American Financial Group, Inc.....	Ownership.....	...100.000	American Financial Group, Inc.N.....	...1...	
0...		0...	31-1422717	...0	...0		AAG Insurance Agency, Inc.....	KY.....	NIA.....	Great American Financial Resources, Inc.....	Ownership.....	...100.000	American Financial Group, Inc.N.....	...0...	
0...		0...	34-1017531	...0	...0		Ceres Group, Inc.....	DE.....	NIA.....	Great American Financial Resources, Inc.....	Ownership.....	...100.000	American Financial Group, Inc.N.....	...0...	
0...		0...	47-0717079	...0	...0		Continental General Corporation.....	NE.....	NIA.....	Ceres Group, Inc.....	Ownership.....	...100.000	American Financial Group, Inc.N.....	...0...	
0...		0...	34-1947042	...0	...0		QQAAgency of Texas, Inc.....	TX.....	NIA.....	Ceres Group, Inc.....	Ownership.....	...100.000	American Financial Group, Inc.N.....	...0...	
0...		0...	31-1395344	...0	...0		Great American Advisors, Inc.....	OH.....	NIA.....	Great American Financial Resources, Inc.....	Ownership.....	...100.000	American Financial Group, Inc.N.....	...0...	
0084	American Financial Group, Inc.	63312...	13-1935920	...0	...0		Great American Life Insurance Company.....	OH.....	IA.....	Great American Financial Resources, Inc.....	Ownership.....	...100.000	American Financial Group, Inc.N.....	...0...	
0084	American Financial Group, Inc.	93661...	31-1021738	...0	...0		Annuity Investors Life Insurance Company.....	OH.....	IA.....	Great American Life Insurance Company.....	Ownership.....	...100.000	American Financial Group, Inc.N.....	...0...	
0...		0...	27-4078277	...0	...0		Bay Bridge Marina Hemingway's Restaurant, LLC.....	MD.....	NIA.....	Great American Life Insurance Company.....	Ownership.....	...85.000	American Financial Group, Inc.N.....	...0...	
0...		0...	27-0513333	...0	...0		Bay Bridge Marina Management.....	MD.....	NIA.....	Great American Life Insurance Company.....	Ownership.....	...85.000	American Financial Group, Inc.N.....	...0...	
0...		0...	20-1246122	...0	...0		Brothers Management, LLC.....	FL.....	NIA.....	Great American Life Insurance Company.....	Ownership.....	...100.000	American Financial Group, Inc.N.....	...0...	
0...		0...	81-3737639	...0	...0		Charleston Harbor Fishing, LLC.....	SC.....	NIA.....	Great American Life Insurance Company.....	Ownership.....	...100.000	American Financial Group, Inc.N.....	...0...	
0...		0...	20-4604276	...0	...0		GALIC - Bay Bridge Marina, LLC.....	MD.....	NIA.....	Great American Life Insurance Company.....	Ownership.....	...100.000	American Financial Group, Inc.N.....	...0...	
0...		0...	31-1391777	...0	...0		GALIC Brothers, Inc.....	OH.....	NIA.....	Great American Life Insurance Company.....	Ownership.....	...100.000	American Financial Group, Inc.N.....	...0...	
0...		0...	26-3260520	...0	...0		Manhattan National Holding Corporation.....	OH.....	NIA.....	Great American Life Insurance Company.....	Ownership.....	...100.000	American Financial Group, Inc.Y.....	...0...	
0084	American Financial Group, Inc.	67083...	45-0252531	...0	...0		Manhattan National Life Insurance Company.....	OH.....	IA.....	Manhattan National Holding Corporation.....	Ownership.....	...100.000	American Financial Group, Inc.N.....	...0...	
0...		0...	52-2179330	...0	...0		Skipjack Marina Corp.....	MD.....	NIA.....	Great American Life Insurance Company.....	Ownership.....	...100.000	American Financial Group, Inc.N.....	...0...	
0...		0...	42-1575938	...0	...0		Great American Holding, Inc.....	OH.....	NIA.....	American Financial Group, Inc.....	Ownership.....	...100.000	American Financial Group, Inc.N.....	...0...	
0...		0...	80-0333563	...0	...0		ABA Insurance Services, Inc.....	OH.....	NIA.....	Great American Holding, Inc.....	Ownership.....	...100.000	American Financial Group, Inc.N.....	...0...	
0...		0...	27-3062314	...0	...0		Agricultural Services, LLC.....	OH.....	NIA.....	Great American Holding, Inc.....	Ownership.....	...100.000	American Financial Group, Inc.N.....	...0...	
0...		0...		...0	...0		Great American Holding (Europe) Limited.....	GBR.....	NIA.....	Great American Holding, Inc.....	Ownership.....	...100.000	American Financial Group, Inc.N.....	...0...	

SCHEDULE Y

PART 1A - DETAIL OF INSURANCE HOLDING COMPANY SYSTEM

Q12.2

1	2	3	4	5	6	7	8	9	10	11	12	13	14	15	16
Group Code	Group Name	NAIC Company Code	ID Number	Federal RSSD	CIK	Name of Securities Exchange if Publicly Traded (U.S. or International)	Names of Parent, Subsidiaries or Affiliates	Domiciliary Location	Relationship to Reporting Entity	Directly Controlled by (Name of Entity/Person)	Type of Control (Ownership Board, Management, Attorney-in-Fact, Influence, Other)	If Control is Ownership Provide Percentage	Ultimate Controlling Entity(ies)/Person(s)	Is an SCA Filing Required? (Y/N)	*
0....	0.....00	Great American Europe Limited.....	GBR.....	NIA.....	Great Amerian Holding (Europe) Limited.....	Ownership.....	...100.000	American Financial Group, Inc.N.....0...	0....
0....	0.....	AA-1120817.....00	Insurance (GB) Limited.....	GBR.....	IA.....	Great American Europe Limited.....	Ownership.....	...100.000	American Financial Group, Inc.N.....0...	0....
0....	0.....	AA-1784136.....00	Great American International Insurance Designated Activity Company..	IRL.....	IA.....	Great American Holding, Inc.....	Ownership.....	...100.000	American Financial Group, Inc.N.....0...	0....
0084	American Financial Group, Inc.	23418...	73-0556513.....00	Mid-Continent Casualty Company.....	OH.....	IA.....	Great American Holding, Inc.....	Ownership.....	...100.000	American Financial Group, Inc.N.....0...	0....
0084	American Financial Group, Inc.	15380...	73-1406844.....00	Mid-Continent Assurance Company.....	OH.....	IA.....	Mid-Continent Casualty Company.....	Ownership.....	...100.000	American Financial Group, Inc.N.....0...	0....
0084	American Financial Group, Inc.	13794...	38-3803661.....00	Mid-Continent Excess and Surplus Insurance Company.....	DE.....	IA.....	Mid-Continent Casualty Company.....	Ownership.....	...100.000	American Financial Group, Inc.N.....0...	0....
0....	0.....	30-0571535.....00	Mid-Continent Specialty Insurance Services, Inc.....	OK.....	NIA.....	Mid-Continent Casualty Company.....	Ownership.....	...100.000	American Financial Group, Inc.N.....0...	0....
0084	American Financial Group, Inc.	23426...	73-0773259.....00	Oklahoma Surety Company.....	OH.....	IA.....	Mid-Continent Casualty Company.....	Ownership.....	...100.000	American Financial Group, Inc.N.....0...	0....
0....	0.....	34-1607394.....00	National Interstate Corporation.....	OH.....	NIA.....	Great American Holding, Inc.....	Ownership.....	...100.000	American Financial Group, Inc.N.....0...	0....
0....	0.....	34-1899058.....00	American Highways Insurance Agency, Inc.....	OH.....	NIA.....	National Interstate Corporation.....	Ownership.....	...100.000	American Financial Group, Inc.N.....0...	0....
0....	0.....	31-1548235.....00	Explorer RV Insurance Agency, Inc.....	OH.....	NIA.....	National Interstate Corporation.....	Ownership.....	...100.000	American Financial Group, Inc.N.....0...	0....
0....	0.....	98-0191335.....00	Hudson Indemnity, Ltd.....	CYM.....	IA.....	National Interstate Corporation.....	Ownership.....	...100.000	American Financial Group, Inc.N.....0...	0....
0....	0.....	66-0660039.....00	Hudson Management Group, Ltd.....	VIR.....	NIA.....	National Interstate Corporation.....	Ownership.....	...100.000	American Financial Group, Inc.N.....0...	0....
0....	0.....	34-1607396.....00	National Interstate Insurance Agency, Inc.....	OH.....	NIA.....	National Interstate Corporation.....	Ownership.....	...100.000	American Financial Group, Inc.N.....0...	0....
0....	0.....	36-4670968.....00	Commercial For Hire Transportation Purchasing Group.....	SC.....	NIA.....	National Interstate Insurance Agency, Inc.....	Management.....	...0.000	American Financial Group, Inc.N.....4...	0....
0084	American Financial Group, Inc.	32620...	34-1607395.....00	National Interstate Insurance Company.....	OH.....	IA.....	National Interstate Corporation.....	Ownership.....	...100.000	American Financial Group, Inc.N.....0...	0....
0084	American Financial Group, Inc.	11051...	99-0345306.....00	National Interstate Insurance Company of Hawaii, Inc.....	OH.....	IA.....	National Interstate Insurance Company.....	Ownership.....	...100.000	American Financial Group, Inc.N.....0...	0....
0....	0.....	43-1254631.....00	TransProtection Service Company.....	MO.....	NIA.....	National Interstate Insurance Company.....	Ownership.....	...100.000	American Financial Group, Inc.Y.....0...	0....
0084	American Financial Group, Inc.	41106...	95-3623282.....00	Triumphe Casualty Company.....	OH.....	IA.....	National Interstate Insurance Company.....	Ownership.....	...100.000	American Financial Group, Inc.N.....0...	0....
0084	American Financial Group, Inc.	21172...	86-0114294.....00	Vanliner Insurance Company.....	MO.....	IA.....	National Interstate Insurance Company.....	Ownership.....	...100.000	American Financial Group, Inc.Y.....0...	0....
0....	0.....	20-5546054.....00	Safety Claims & Litigation Services, LLC.....	MT.....	NIA.....	National Interstate Corporation.....	Ownership.....	...100.000	American Financial Group, Inc.N.....0...	0....
0....	0.....	46-4570914.....00	Safety, Claims and Litigation Services, LLC.....	OH.....	NIA.....	National Interstate Corporation.....	Ownership.....	...100.000	American Financial Group, Inc.N.....0...	0....
0084	American Financial Group, Inc.	22179...	95-2801326.....00	Republic Indemnity Company of America.....	CA.....	IA.....	Great American Holding, Inc.....	Ownership.....	...100.000	American Financial Group, Inc.N.....0...	0....
0084	American Financial Group, Inc.	43753...	31-1054123.....00	Republic Indemnity Company of California.....	CA.....	IA.....	Republic Indemnity Company of America.....	Ownership.....	...100.000	American Financial Group, Inc.N.....0...	0....
0....	0.....	59-1683711.....00	Summit Consulting, LLC.....	FL.....	NIA.....	Great American Holding, Inc.....	Ownership.....	...100.000	American Financial Group, Inc.N.....0...	0....
0....	0.....	59-3385208.....00	Heritage Summit Healthcare, LLC.....	FL.....	NIA.....	Summit Consulting, LLC.....	Ownership.....	...100.000	American Financial Group, Inc.N.....0...	0....
0....	0.....	82-2462705.....00	Summit Real Estate Holdings, LLC.....	FL.....	NIA.....	Summit Consulting, LLC.....	Ownership.....	...100.000	American Financial Group, Inc.N.....0...	0....
0....	0.....	59-3409855.....00	Summit Holding Southeast, Inc.....	FL.....	NIA.....	Great American Holding, Inc.....	Ownership.....	...100.000	American Financial Group, Inc.N.....0...	0....
0084	American Financial Group, Inc.	10701...	59-1835212.....00	Bridgefield Employers Insurance Company.....	FL.....	IA.....	Summit Holding Southeast, Inc.....	Ownership.....	...100.000	American Financial Group, Inc.N.....0...	0....
0084	American Financial Group, Inc.	10335...	59-3269531.....00	Bridgefield Casualty Insurance Company.....	FL.....	IA.....	Bridgefield Employers Insurance Company.....	Ownership.....	...100.000	American Financial Group, Inc.N.....0...	0....
0084	American Financial Group, Inc.	16691...	31-0501234.....00	Great American Insurance Company.....	OH.....	UDP.....	American Financial Group, Inc.....	Ownership.....	...100.000	American Financial Group, Inc.N.....0...	0....
0084	American Financial Group, Inc.	37990...	31-0973761.....00	American Empire Insurance Company.....	OH.....	IA.....	Great American Insurance Company.....	Ownership.....	...100.000	American Financial Group, Inc.N.....0...	0....
0....	0.....	59-1671722.....00	American Empire Underwriters, Inc.....	TX.....	NIA.....	American Empire Insurance Company.....	Ownership.....	...100.000	American Financial Group, Inc.N.....0...	0....
0084	American Financial Group, Inc.	35351...	31-0912199.....00	American Empire Surplus Lines Insurance Company.....	DE.....	IA.....	Great American Insurance Company.....	Ownership.....	...100.000	American Financial Group, Inc.N.....0...	0....
0....	0.....	31-1463075.....00	American Signature Underwriters, Inc.....	OH.....	NIA.....	Great American Insurance Company.....	Ownership.....	...100.000	American Financial Group, Inc.N.....0...	0....
0....	0.....	59-2840291.....00	Brothers Property Corporation.....	OH.....	NIA.....	Great American Insurance Company.....	Ownership.....	...100.000	American Financial Group, Inc.Y.....0...	0....

SCHEDULE Y

PART 1A - DETAIL OF INSURANCE HOLDING COMPANY SYSTEM

Q12.3

1	2	3	4	5	6	7	8	9	10	11	12	13	14	15	16
Group Code	Group Name	NAIC Company Code	ID Number	Federal RSSD	CIK	Name of Securities Exchange if Publicly Traded (U.S. or International)	Names of Parent, Subsidiaries or Affiliates	Domiciliary Location	Relationship to Reporting Entity	Directly Controlled by (Name of Entity/Person)	Type of Control (Ownership Board, Management, Attorney-in-Fact, Influence, Other)	If Control is Ownership Provide Percentage	Ultimate Controlling Entity(ies)/Person(s)	Is an SCA Filing Required? (Y/N)	*
0....	0.....	25-175463800	Brothers Pennsylvanian Corporation.....	PA.....	NIA.....	Brothers Property Corporation.....	Ownership.....	...100.000	American Financial Group, Inc.N.....0...	0....
0....	0.....	59-284029400	Brothers Property Management Corporation.....	OH.....	NIA.....	Brothers Property Corporation.....	Ownership.....	...100.000	American Financial Group, Inc.N.....0...	0....
0....	0.....	31-127790400	Crop Managers Insurance Agency, Inc.....	KS.....	NIA.....	Great American Insurance Company.....	Ownership.....	...100.000	American Financial Group, Inc.N.....0...	0....
0....	0.....	31-058900100	Dempsey & Siders Agency, Inc.....	OH.....	NIA.....	Great American Insurance Company.....	Ownership.....	...100.000	American Financial Group, Inc.N.....0...	0....
0....	0.....	31-134166800	Eden Park Insurance Brokers, Inc.....	CA.....	NIA.....	Great American Insurance Company.....	Ownership.....	...100.000	American Financial Group, Inc.N.....0...	0....
0....	0.....00	El Aguila, Compañía de Seguros, S.A. de C.V.....	MEX.....	IA.....	Great American Insurance Company.....	Ownership.....	...100.000	American Financial Group, Inc.Y.....0...	0....
0....	0.....	39-140403300	Farmers Crop Insurance Alliance, Inc.....	KS.....	NIA.....	Great American Insurance Company.....	Ownership.....	...100.000	American Financial Group, Inc.N.....0...	0....
0....	0.....	13-362855500	FCIA Management Company, Inc.....	NY.....	NIA.....	Great American Insurance Company.....	Ownership.....	...100.000	American Financial Group, Inc.N.....0...	0....
0....	0.....00	Foreign Credit Insurance Association.....	NY.....	OTH.....	Great American Insurance Company.....	Management.....0.000	American Financial Group, Inc.N.....3...	0....
0....	0.....	81-081413600	GAI Mexico Holdings, LLC.....	DE.....	NIA.....	Great American Insurance Company.....	Ownership.....	...100.000	American Financial Group, Inc.N.....0...	0....
0....	0.....	31-175393800	GAI Warranty Company.....	OH.....	NIA.....	Great American Insurance Company.....	Ownership.....	...100.000	American Financial Group, Inc.Y.....0...	0....
0....	0.....	31-176554400	GAI Warranty Company of Florida.....	FL.....	NIA.....	GAI Warranty Company.....	Ownership.....	...100.000	American Financial Group, Inc.N.....0...	0....
0....	0.....	61-132971800	Global Premier Finance Company.....	OH.....	NIA.....	Great American Insurance Company.....	Ownership.....	...100.000	American Financial Group, Inc.N.....0...	0....
0....	0.....	74-269363600	Great American Agency of Texas, Inc.....	TX.....	NIA.....	Great American Insurance Company.....	Ownership.....	...100.000	American Financial Group, Inc.N.....0...	0....
0084	American Financial Group, Inc.	26832...	95-154235300	Great American Alliance Insurance Company.....	OH.....	IA.....	Great American Insurance Company.....	Ownership.....	...100.000	American Financial Group, Inc.N.....0...	0....
0084	American Financial Group, Inc.	26344...	15-602094800	Great American Assurance Company.....	OH.....	IA.....	Great American Insurance Company.....	Ownership.....	...100.000	American Financial Group, Inc.N.....0...	0....
0084	American Financial Group, Inc.	39896...	61-098309100	Great American Casualty Insurance Company.....	OH.....	IA.....	Great American Insurance Company.....	Ownership.....	...100.000	American Financial Group, Inc.N.....0...	0....
0084	American Financial Group, Inc.	10646...	36-407949700	Great American Contemporary Insurance Company.....	OH.....	IA.....	Great American Insurance Company.....	Ownership.....	...100.000	American Financial Group, Inc.N.....0...	0....
0084	American Financial Group, Inc.	37532...	31-095443900	Great American E & S Insurance Company.....	DE.....	IA.....	Great American Insurance Company.....	Ownership.....	...100.000	American Financial Group, Inc.N.....0...	0....
0084	American Financial Group, Inc.	41858...	31-103647300	Great American Fidelity Insurance Company.....	DE.....	IA.....	Great American Insurance Company.....	Ownership.....	...100.000	American Financial Group, Inc.N.....0...	0....
0....	0.....	31-165264300	Great American Insurance Agency, Inc.....	OH.....	NIA.....	Great American Insurance Company.....	Ownership.....	...100.000	American Financial Group, Inc.N.....0...	0....
0084	American Financial Group, Inc.	22136...	13-553904600	Great American Insurance Company of New York.....	NY.....	IA.....	Great American Insurance Company.....	Ownership.....	...100.000	American Financial Group, Inc.N.....0...	0....
0....	0.....	31-107366400	Great American Lloyd's, Inc.....	TX.....	NIA.....	Great American Insurance Company.....	Ownership.....	...100.000	American Financial Group, Inc.N.....0...	0....
0....	0.....	31-085664400	Great American Management Services, Inc.....	OH.....	NIA.....	Great American Insurance Company.....	Ownership.....	...100.000	American Financial Group, Inc.N.....0...	0....
0084	American Financial Group, Inc.	38580...	31-128877800	Great American Protection Insurance Company.....	OH.....	IA.....	Great American Insurance Company.....	Ownership.....	...100.000	American Financial Group, Inc.N.....0...	0....
0....	0.....	31-091889300	Great American Re Inc.....	DE.....	NIA.....	Great American Insurance Company.....	Ownership.....	...100.000	American Financial Group, Inc.N.....0...	0....
0084	American Financial Group, Inc.	31135...	31-120941900	Great American Security Insurance Company.....	OH.....	IA.....	Great American Insurance Company.....	Ownership.....	...100.000	American Financial Group, Inc.N.....0...	0....
0084	American Financial Group, Inc.	33723...	31-123797000	Great American Spirit Insurance Company.....	OH.....	RE.....	Great American Insurance Company.....	Ownership.....	...100.000	American Financial Group, Inc.N.....0...	0....
0....	0.....	83-169439300	Great American Underwriters Insurance Company.....	OH.....	NIA.....	Great American Insurance Company.....	Ownership.....	...100.000	American Financial Group, Inc.N.....0...	0....
0....	0.....	59-126325100	Key Largo Group, Inc.....	FL.....	NIA.....	Great American Insurance Company.....	Ownership.....	...100.000	American Financial Group, Inc.N.....0...	0....
0....	0.....	87185081400	PLLS Canada Insurance Brokers Inc.....	CAN.....	NIA.....	Great American Insurance Company.....	Ownership.....	...49.000	American Financial Group, Inc.N.....0...	0....
0....	0.....	31-129306400	Professional Risk Brokers, Inc.....	IL.....	NIA.....	Great American Insurance Company.....	Ownership.....	...100.000	American Financial Group, Inc.N.....0...	0....
0....	0.....	31-068619400	One East Fourth, Inc.....	OH.....	NIA.....	American Financial Group, Inc.....	Ownership.....	...100.000	American Financial Group, Inc.N.....0...	0....
0....	0.....	31-088322700	Pioneer Carpet Mills, Inc.....	OH.....	NIA.....	American Financial Group, Inc.....	Ownership.....	...100.000	American Financial Group, Inc.N.....0...	0....
0....	0.....	31-111932000	TEJ Holdings, Inc.....	OH.....	NIA.....	American Financial Group, Inc.....	Ownership.....	...100.000	American Financial Group, Inc.N.....0...	0....
0....	0.....	31-072832700	Three East Fourth, Inc.....	OH.....	NIA.....	American Financial Group, Inc.....	Ownership.....	...100.000	American Financial Group, Inc.N.....0...	0....

SCHEDULE Y

PART 1A - DETAIL OF INSURANCE HOLDING COMPANY SYSTEM

1	2	3	4	5	6	7	8	9	10	11	12	13	14	15	16
Group Code	Group Name	NAIC Company Code	ID Number	Federal RSSD	CIK	Name of Securities Exchange if Publicly Traded (U.S. or International)	Names of Parent, Subsidiaries or Affiliates	Domiciliary Location	Relationship to Reporting Entity	Directly Controlled by (Name of Entity/Person)	Type of Control (Ownership Board, Management, Attorney-in-Fact, Influence, Other)	If Control is Ownership Provide Percentage	Ultimate Controlling Entity(ies)/Person(s)	Is an SCA Filing Required? (Y/N)	*

Aster	Explanation
1	Another affiliated company owns 1% or less of the shares.
2	The entity is owned by more than one company within the AFG Group.
3	Great American Insurance Company is the majority member of the Association.
4	Company is affiliated but not owned.
5	The entity is owned by more than one company within the AFG Group. American Financial Group, Inc. effectively owns 77% of GAI Holding Bermuda Ltd. ; the senior management of Neon Capital Limited, through their ownership of Neon Employee Ownershp LLC,
0	owns the remaining 23% of GAI Holding Bermuda Ltd. through their ownership of GAI Australia Pty Ltd.

GREAT AMERICAN SPIRIT INSURANCE COMPANY
PART 1 - LOSS EXPERIENCE

Lines of Business	Current Year to Date			Prior Year to Date Direct Loss Percentage
	1 Direct Premiums Earned	2 Direct Losses Incurred	3 Direct Loss Percentage	
1. Fire.....	0	0	0.000	0.000
2. Allied lines.....	0	0	0.000	0.000
3. Farmowners multiple peril.....	0	0	0.000	0.000
4. Homeowners multiple peril.....	0	0	0.000	0.000
5. Commercial multiple peril.....	898,753	310,782	34.579	24.035
6. Mortgage guaranty.....	0	0	0.000	0.000
8. Ocean marine.....	0	0	0.000	0.000
9. Inland marine.....	4,729,579	659,597	13.946	16.632
10. Financial guaranty.....	0	0	0.000	0.000
11.1. Medical professional liability - occurrence.....	0	0	0.000	0.000
11.2. Medical professional liability - claims-made.....	0	0	0.000	0.000
12. Earthquake.....	0	0	0.000	0.000
13. Group accident and health.....	75,957	572	0.753	15.938
14. Credit accident and health.....	0	0	0.000	0.000
15. Other accident and health.....	0	0	0.000	0.000
16. Workers' compensation.....	0	0	0.000	0.000
17.1 Other liability-occurrence.....	8,147,127	2,528,097	31.031	(74.440)
17.2 Other liability-claims made.....	25,992	(4,667)	(17.955)	12.357
17.3 Excess workers' compensation.....	0	(24,494)	0.000	0.000
18.1 Products liability-occurrence.....	0	0	0.000	0.000
18.2 Products liability-claims made.....	0	0	0.000	0.000
19.1, 19.2 Private passenger auto liability.....	0	(166)	0.000	0.000
19.3, 19.4 Commercial auto liability.....	0	0	0.000	0.000
21. Auto physical damage.....	380,029	195,788	51.519	(1.675)
22. Aircraft (all perils).....	0	0	0.000	0.000
23. Fidelity.....	0	0	0.000	0.000
24. Surety.....	0	0	0.000	0.000
26. Burglary and theft.....	0	0	0.000	0.000
27. Boiler and machinery.....	0	0	0.000	0.000
28. Credit.....	2,203	(24,419)	(1,108.315)	169.720
29. International.....	0	0	0.000	0.000
30. Warranty.....	0	(0)	0.000	0.000
31. Reinsurance-nonproportional assumed property.....	XXX	XXX	XXX	XXX
32. Reinsurance-nonproportional assumed liability.....	XXX	XXX	XXX	XXX
33. Reinsurance-nonproportional assumed financial lines.....	XXX	XXX	XXX	XXX
34. Aggregate write-ins for other lines of business.....	0	1,477	0.000	0.000
35. Totals.....	14,259,640	3,642,566	25.545	(30.525)
DETAILS OF WRITE-INS				
3401. Collateral protection.....	0	1,477	0.000	0.000
3402.	0	0	0.000	0.000
3403.	0	0	0.000	0.000
3498. Sum. of remaining write-ins for Line 34 from overflow page.....	0	0	0.000	XXX
3499. Totals (Lines 3401 thru 3403 plus 3498) (Line 34).....	0	1,477	0.000	0.000

PART 2 - DIRECT PREMIUMS WRITTEN

Lines of Business	1 Current Quarter	2 Current Year to Date	3 Prior Year Year to Date
1. Fire.....	0	0	0
2. Allied lines.....	0	0	0
3. Farmowners multiple peril.....	0	0	0
4. Homeowners multiple peril.....	0	0	0
5. Commercial multiple peril.....	995,489	995,489	947,599
6. Mortgage guaranty.....	0	0	0
8. Ocean marine.....	0	0	0
9. Inland marine.....	7,189,394	7,189,394	4,964,945
10. Financial guaranty.....	0	0	0
11.1 Medical professional liability - occurrence.....	0	0	0
11.2 Medical professional liability - claims made.....	0	0	0
12. Earthquake.....	0	0	0
13. Group accident and health.....	(2,006)	(2,006)	(8,825)
14. Credit accident and health.....	0	0	0
15. Other accident and health.....	0	0	0
16. Workers' compensation.....	0	0	0
17.1 Other liability-occurrence.....	13,138,938	13,138,938	10,277,678
17.2 Other liability-claims made.....	3,022	3,022	50,579
17.3 Excess workers' compensation.....	0	0	0
18.1 Products liability-occurrence.....	0	0	0
18.2 Products liability-claims made.....	0	0	0
19.1 19.2 Private passenger auto liability.....	0	0	0
19.3 19.4 Commercial auto liability.....	0	0	0
21. Auto physical damage.....	478,480	478,480	407,082
22. Aircraft (all perils).....	0	0	0
23. Fidelity.....	0	0	0
24. Surety.....	0	0	0
26. Burglary and theft.....	0	0	0
27. Boiler and machinery.....	0	0	0
28. Credit.....	(2,549)	(2,549)	(38,866)
29. International.....	0	0	0
30. Warranty.....	0	0	0
31. Reinsurance-nonproportional assumed property.....	XXX	XXX	XXX
32. Reinsurance-nonproportional assumed liability.....	XXX	XXX	XXX
33. Reinsurance-nonproportional assumed financial lines.....	XXX	XXX	XXX
34. Aggregate write-ins for other lines of business.....	0	0	0
35. Totals.....	21,800,768	21,800,768	16,600,192
DETAILS OF WRITE-INS			
3401. Collateral protection.....	0	0	0
3402.	0	0	0
3403.	0	0	0
3498. Sum. of remaining write-ins for Line 34 from overflow page.....	0	0	0
3499. Totals (Lines 3401 thru 3403 plus 3498) (Line 34).....	0	0	0

PART 3 (000 omitted)

LOSS AND LOSS ADJUSTMENT EXPENSE RESERVES SCHEDULE

	1	2	3	4	5	6	7	8	9	10	11	12	13									
	Prior Year-End Known Case Loss and LAE Reserves	Prior Year-End IBNR Loss and LAE Reserves	Total Prior Year-End Loss and LAE Reserves (Cols. 1 + 2)	2019 Loss and LAE Payments on Claims Reported as of Prior Year-End	2019 Loss and LAE Payments on Claims Unreported as of Prior Year-End	Total 2019 Loss and LAE Payments (Cols. 4 + 5)	Q.S. Date Known Case Loss and LAE Reserves on Claims Reported and Open as of Prior Year-End	Q.S. Date Known Case Loss and LAE Reserves on Claims Reported or Reopened Subsequent to Prior Year-End	Q.S. Date IBNR Loss and LAE Reserves	Total Q.S. Loss and LAE Reserves (Cols. 7 + 8 + 9)	Prior Year-End Known Case Loss and LAE Reserves Developed (Savings)/Deficiency (Cols. 4 + 7 minus Col. 1)	Prior Year-End IBNR Loss and LAE Reserves Developed (Savings)/Deficiency (Cols. 5 + 8 + 9 minus Col. 2)	Prior Year-End Total Loss and LAE Reserve Developed (Savings)/Deficiency (Cols. 11 + 12)									
1. 2016 + Prior.....0000000000000									
2. 2017.....0000000000000									
3. Subtotals 2017 + Prior.....0000000000000									
4. 2018.....0000000000000									
5. Subtotals 2018 + Prior.....0000000000000									
6. 2019.....XXX.....XXX.....XXX.....XXX.....00XXX.....000XXX.....XXX.....XXX.....									
7. Totals.....0000000000000									
8. Prior Year- End's Surplus As Regards Policyholders0										Col. 11, Line 7 As % of Col. 1, Line 7	Col. 12, Line 7 As % of Col. 2, Line 7	Col. 13, Line 7 As % of Col. 3, Line 7									
																				1.0.0 %	2.0.0 %	3.0.0 %
																				Col. 13, Line 7 Line 8		
																				4.0.0 %		

GREAT AMERICAN SPIRIT INSURANCE COMPANY

SUPPLEMENTAL EXHIBITS AND SCHEDULES INTERROGATORIES

The following supplemental reports are required to be filed as part of your statement filing. However, in the event that your company does not transact the type of business for which the special report must be filed, your response of NO to the specific interrogatory will be accepted in lieu of filing a "NONE" report and a bar code will be printed below. If the supplement is required of your company but is not being filed for whatever reason, enter SEE EXPLANATION and provide an explanation following the interrogatory questions.

	Response
1. Will the Trusteed Surplus Statement be filed with the state of domicile and the NAIC with this statement?	<div>NO</div>
2. Will Supplement A to Schedule T (Medical Professional Liability Supplement) be filed with this statement?	<div>NO</div>
3. Will the Medicare Part D Coverage Supplement be filed with the state of domicile and the NAIC with this statement?	<div>NO</div>
4. Will the Director and Officer Insurance Coverage Supplement be filed with the state of domicile and the NAIC with this statement?	<div>NO</div>

Explanation:

1. The data for this supplement is not required to be filed.
2. The data for this supplement is not required to be filed.
3. The data for this supplement is not required to be filed.
4. The data for this supplement is not required to be filed.

Bar Code:



GREAT AMERICAN SPIRIT INSURANCE COMPANY
Overflow Page for Write-Ins

NONE

GREAT AMERICAN SPIRIT INSURANCE COMPANY
SCHEDULE A - VERIFICATION

Real Estate

	1	2
	Year to Date	Prior Year Ended December 31
1. Book/adjusted carrying value, December 31 of prior year.....	0	0
2. Cost of acquired:		
2.1 Actual cost at time of acquisition.....	0	0
2.2 Additional investment made after acquisition.....	0	0
3. Current year change in encumbrances.....	0	0
4. Total gain (loss) on disposals.....	0	0
5. Deduct amounts received on disposals.....	0	0
6. Total foreign exchange change in book/adjusted carrying value.....	0	0
7. Deduct current year's other-than-temporary impairment recognized.....	0	0
8. Deduct current year's depreciation.....	0	0
9. Book/adjusted carrying value at end of current period (Lines 1+2+3+4-5+6-7-8).....	0	0
10. Deduct total nonadmitted amounts.....	0	0
11. Statement value at end of current period (Line 9 minus Line 10).....	0	0

SCHEDULE B - VERIFICATION

Mortgage Loans

	1	2
	Year to Date	Prior Year Ended December 31
1. Book value/recorded investment excluding accrued interest, December 31 of prior year.....	0	0
2. Cost of acquired:		
2.1 Actual cost at time of acquisition.....	0	0
2.2 Additional investment made after acquisition.....	0	0
3. Capitalized deferred interest and other.....	0	0
4. Accrual of discount.....	0	0
5. Unrealized valuation increase (decrease).....	0	0
6. Total gain (loss) on disposals.....	0	0
7. Deduct amounts received on disposals.....	0	0
8. Deduct amortization of premium and mortgage interest points and commitment fees.....	0	0
9. Total foreign exchange change in book value/recorded investment excluding accrued interest.....	0	0
10. Deduct current year's other-than-temporary impairment recognized.....	0	0
11. Book value/recorded investment excluding accrued interest at end of current period (Lines 1+2+3+4+5+6-7-8+9-10).....	0	0
12. Total valuation allowance.....	0	0
13. Subtotal (Line 11 plus Line 12).....	0	0
14. Deduct total nonadmitted amounts.....	0	0
15. Statement value at end of current period (Line 13 minus Line 14).....	0	0

SCHEDULE BA - VERIFICATION

Other Long-Term Invested Assets

	1	2
	Year to Date	Prior Year Ended December 31
1. Book/adjusted carrying value, December 31 of prior year.....	0	0
2. Cost of acquired:		
2.1 Actual cost at time of acquisition.....	0	0
2.2 Additional investment made after acquisition.....	0	0
3. Capitalized deferred interest and other.....	0	0
4. Accrual of discount.....	0	0
5. Unrealized valuation increase (decrease).....	0	0
6. Total gain (loss) on disposals.....	0	0
7. Deduct amounts received on disposals.....	0	0
8. Deduct amortization of premium and depreciation.....	0	0
9. Total foreign exchange change in book/adjusted carrying value.....	0	0
10. Deduct current year's other-than-temporary impairment recognized.....	0	0
11. Book/adjusted carrying value at end of current period (Lines 1+2+3+4+5+6-7-8+9-10).....	0	0
12. Deduct total nonadmitted amounts.....	0	0
13. Statement value at end of current period (Line 11 minus Line 12).....	0	0

SCHEDULE D - VERIFICATION

Bonds and Stocks

	1	2
	Year to Date	Prior Year Ended December 31
1. Book/adjusted carrying value of bonds and stocks, December 31 of prior year.....	15,267,260	12,691,125
2. Cost of bonds and stocks acquired.....	0	7,405,461
3. Accrual of discount.....	2,131	2,157
4. Unrealized valuation increase (decrease).....	0	0
5. Total gain (loss) on disposals.....	0	0
6. Deduct consideration for bonds and stocks disposed of.....	2,350,766	4,805,471
7. Deduct amortization of premium.....	7,263	27,415
8. Total foreign exchange change in book/adjusted carrying value.....	0	0
9. Deduct current year's other-than-temporary impairment recognized.....	0	0
10. Total investment income recognized as a result of prepayment penalties and/or acceleration fees.....	0	1,404
11. Book/adjusted carrying value at end of current period (Lines 1+2+3+4+5-6-7+8-9+10).....	12,911,361	15,267,260
12. Deduct total nonadmitted amounts.....	0	0
13. Statement value at end of current period (Line 11 minus Line 12).....	12,911,361	15,267,260

SCHEDULE D - PART 1B

Showing the Acquisitions, Dispositions and Non-Trading Activity
During the Current Quarter for all Bonds and Preferred Stock by NAIC Designation

NAIC Designation	1 Book/Adjusted Carrying Value Beginning of Current Quarter	2 Acquisitions During Current Quarter	3 Dispositions During Current Quarter	4 Non-Trading Activity During Current Quarter	5 Book/Adjusted Carrying Value End of First Quarter	6 Book/Adjusted Carrying Value End of Second Quarter	7 Book/Adjusted Carrying Value End of Third Quarter	8 Book/Adjusted Carrying Value December 31 Prior Year
BONDS								
1. NAIC 1 (a).....	15,267,260	0	2,350,766	(5,132)	12,911,361			15,267,260
2. NAIC 2 (a).....	0	0	0	0	0			0
3. NAIC 3 (a).....	0	0	0	0	0			0
4. NAIC 4 (a).....	0	0	0	0	0			0
5. NAIC 5 (a).....	0	0	0	0	0			0
6. NAIC 6 (a).....	0	0	0	0	0			0
7. Total Bonds.....	15,267,260	0	2,350,766	(5,132)	12,911,361	0	0	15,267,260
PREFERRED STOCK								
8. NAIC 1.....	0	0	0	0	0			0
9. NAIC 2.....	0	0	0	0	0			0
10. NAIC 3.....	0	0	0	0	0			0
11. NAIC 4.....	0	0	0	0	0			0
12. NAIC 5.....	0	0	0	0	0			0
13. NAIC 6.....	0	0	0	0	0			0
14. Total Preferred Stock.....	0	0	0	0	0	0	0	0
15. Total Bonds and Preferred Stock.....	15,267,260	0	2,350,766	(5,132)	12,911,361	0	0	15,267,260

(a) Book/Adjusted Carrying Value column for the end of the current reporting period includes the following amount of short-term and cash equivalent bonds by NAIC designation:
NAIC 1 \$.....0; NAIC 2 \$.....0; NAIC 3 \$.....0; NAIC 4 \$.....0; NAIC 5 \$.....0; NAIC 6 \$.....0.

Sch. DA - Pt. 1
NONE

Sch. DA - Verification
NONE

Sch. DB - Pt. A - Verification
NONE

Sch. DB - Pt. B - Verification
NONE

Sch. DB - Pt. C - Sn. 1
NONE

Sch. DB - Pt. C - Sn. 2
NONE

Sch. DB - Verification
NONE

GREAT AMERICAN SPIRIT INSURANCE COMPANY

SCHEDULE E - PART 2 - VERIFICATION

Cash Equivalents

	1	2
	Year To Date	Prior Year Ended December 31
1. Book/adjusted carrying value, December 31 of prior year.....	1,842,465	4,182,424
2. Cost of cash equivalents acquired.....	2,484,085	5,128,860
3. Accrual of discount.....	0	0
4. Unrealized valuation increase (decrease).....	0	0
5. Total gain (loss) on disposals.....	0	0
6. Deduct consideration received on disposals.....	100	7,468,820
7. Deduct amortization of premium.....	0	0
8. Total foreign exchange change in book/ adjusted carrying value.....	0	0
9. Deduct current year's other-than-temporary impairment recognized.....	0	0
10. Book/adjusted carrying value at end of current period (Lines 1+2+3+4+5-6-7+8-9).....	4,326,449	1,842,465
11. Deduct total nonadmitted amounts.....	0	0
12. Statement value at end of current period (Line 10 minus Line 11).....	4,326,449	1,842,465

Sch. A Pt. 2
NONE

Sch. A Pt. 3
NONE

Sch. B - Pt. 2
NONE

Sch. B - Pt. 3
NONE

Sch. BA - Pt. 2
NONE

Sch. BA - Pt. 3
NONE

Sch. D - Pt. 3
NONE

SCHEDULE D - PART 4

Showing all Long-Term Bonds and Stocks SOLD, REDEEMED or Otherwise DISPOSED OF During Current Quarter

1	2			3	4	5	6	7	8	9	10	Change in Book/Adjusted Carrying Value					16	17	18	19	20	21	22	
												11	12	13	14	15								
CUSIP Identification	Description			F o r e i g n	Disposal Date	Name of Purchaser	Number of Shares of Stock	Consideration	Par Value	Actual Cost	Prior Year Book/Adjusted Carrying Value	Unrealized Valuation Increase (Decrease)	Current Year's (Amortization) / Accretion	Current Year's Other-Than- Temporary Impairment Recognized	Total Change in B./A.C.V. (11+12-13)	Total Foreign Exchange Change in B./A.C.V.	Book/Adjusted Carrying Value at Disposal Date	Foreign Exchange Gain (Loss) on Disposal	Realized Gain (Loss) on Disposal	Total Gain (Loss) on Disposal	Bond Interest / Stock Dividends Received During Year	Stated Contractual Maturity Date	NAIC Designation and Admini- strative Symbol/ Market Indicator (a)	
Bonds - U.S. Government																								
912828	SD	3	US TREASURY NOTES 1.25 01/31/2019.....	..	01/31/2019.	Maturity.....	2,118,0002,118,0002,119,3242,118,0540(54)0(54)02,118,00000013,238	01/31/2019.	1.....	
0599999. Total - Bonds - U.S. Government.....							2,118,0002,118,0002,119,3242,118,0540(54)0(54)02,118,00000013,238	XXX	XXX	
Bonds - U.S. Special Revenue and Special Assessment																								
60416Q	GH	1	MN HSG FIN AGY B 2.70 04/01/2046.....	..	03/01/2019.	MBS Paydown.....	14,54214,54214,54214,5420000014,54200073	04/01/2046.	1FE.....	
60535Q	LZ	1	MISSISSIPPI HOME CORP 3.05 12/01/2034.....	..	03/01/2019.	MBS Paydown.....	13,72213,72213,72213,7220000013,72200073	12/01/2034.	1FE.....	
647200	X6	6	NM MTGE FIN SFM C I 4.50 10/01/2043.....	..	03/01/2019.	MBS Paydown.....	35,65835,65837,08436,8690(730)0(730)035,658000325	10/01/2043.	1FE.....	
67756Q	RT	6	OH HSG FIN AGY I 3.50 09/01/2036.....	..	03/01/2019.	Partial Call.....	40,00040,00041,68041,7230(1,723)0(1,723)040,000000700	09/01/2036.	1FE.....	
97689Q	DD	5	WI HSG & ECON AMT A 3.50 03/01/2046.....	..	03/01/2019.	Partial Call.....	30,00030,00031,63431,3090(1,309)0(1,309)030,000000525	03/01/2046.	1FE.....	
3199999. Total - Bonds - U.S. Special Revenue and Special Assessments.....							133,922133,922138,661138,1650(3,762)0(3,762)0133,9220001,696	XXX	XXX	
Bonds - Industrial and Miscellaneous																								
75574W	AA	5	RCMT 2018-FL2 A CLO SSNR FLT 06/25/2035.....	..	03/25/2019.	MBS Paydown.....	98,84598,84598,84598,8440101098,845000698	06/25/2035.	1FE.....	
3899999. Total - Bonds - Industrial and Miscellaneous.....							98,84598,84598,84598,8440101098,845000698	XXX	XXX	
8399997. Total - Bonds - Part 4.....							2,350,7662,350,7662,356,8292,355,0640(3,816)0(3,816)02,350,76600015,632	XXX	XXX	
8399999. Total - Bonds.....							2,350,7662,350,7662,356,8292,355,0640(3,816)0(3,816)02,350,76600015,632	XXX	XXX	
9999999. Total - Bonds, Preferred and Common Stocks.....							2,350,766XXX2,356,8292,355,0640(3,816)0(3,816)02,350,76600015,632	XXX	XXX	

(a) For all common stock bearing the NAIC market indicator "U" provide: the number of such issues:0.

Sch. DB - Pt. A - Sn. 1
NONE

Sch. DB - Pt. B - Sn. 1
NONE

Sch. DB - Pt. D - Sn. 1
NONE

Sch. DB - Pt. D - Sn. 2
NONE

Sch. DL - Pt. 1
NONE

Sch. DL - Pt. 2
NONE

GREAT AMERICAN SPIRIT INSURANCE COMPANY
SCHEDULE E - PART 1 - CASH

Month End Depository Balances

1	2	3	4	5	Book Balance at End of Each Month During Current Quarter			9
					6	7	8	
Depository	Code	Rate of Interest	Amount of Interest Received During Current Quarter	Amount of Interest Accrued at Current Statement Date	First Month	Second Month	Third Month	*
Open Depositories								
The Bank of New York Mellon..... New York, New York.....	0.85013010,29853,5625,988	XXX
JP Morgan Chase Indianapolis, Indiana.....	SD.....0.28055080,38380,40280,419	XXX
PNC Bank..... Pittsburgh, Pennsylvania.....	0.0000048,28146,98246,982	XXX
0199999. Total Open Depositories.....	XXX	XXX680138,962180,946133,389	XXX
0399999. Total Cash on Deposit.....	XXX	XXX680138,962180,946133,389	XXX
0599999. Total Cash.....	XXX	XXX680138,962180,946133,389	XXX

SCHEDULE E - PART 2 - CASH EQUIVALENTS

Show Investments Owned End of Current Quarter

1	2					3	4	5	6	7	8	9
CUSIP	Description					Code	Date Acquired	Rate of Interest	Maturity Date	Book/Adjusted Carrying Value	Amount of Interest Due & Accrued	Amount Received During Year
Exempt Money Market Mutual Funds as Identified by the SVO												
825252 40 6	Invesco Advisors Inc. Treasury Portfolio Institutional Class.....						03/25/2019.....	2.330		4,326,449	0	14,130
8599999. Total - Exempt Money Market Mutual Funds as Identified by the SVO.....										4,326,449	0	14,130
8899999. Total - Cash Equivalents.....										4,326,449	0	14,130