



HEALTH ANNUAL STATEMENT

FOR THE YEAR ENDED DECEMBER 31, 2018
OF THE CONDITION AND AFFAIRS OF THE

UnitedHealthcare of Ohio, Inc.

NAIC Group Code 0707 0707 NAIC Company Code 95186 Employer's ID Number 31-1142815
(Current) (Prior)
Ohio

Organized under the Laws of _____, State of Domicile or Port of Entry OH

Country of Domicile United States of America

Licensed as business type: Health Maintenance Organization

Is HMO Federally Qualified? Yes [] No [X]

Incorporated/Organized 05/14/1985 Commenced Business 08/06/1985

Statutory Home Office 5900 Parkwood Place Dublin, OH, US 43016
(Street and Number) (City or Town, State, Country and Zip Code)

Main Administrative Office 5900 Parkwood Place
(Street and Number)
Dublin, OH, US 43016 614-698-3774
(City or Town, State, Country and Zip Code) (Area Code) (Telephone Number)

Mail Address 5900 Parkwood Place Dublin, OH, US 43016
(Street and Number or P.O. Box) (City or Town, State, Country and Zip Code)

Primary Location of Books and Records 9800 Health Care Lane, MN006-W500
(Street and Number)
Minnetonka, MN, US 55343 952-936-1300
(City or Town, State, Country and Zip Code) (Area Code) (Telephone Number)

Internet Website Address www.uhc.com

Statutory Statement Contact Josh Aslesen 952-979-6699
(Name) (Area Code) (Telephone Number)
josh_aslesen@uhc.com 952-931-4651
(E-mail Address) (FAX Number)

OFFICERS

President Kurt Carl Lewis Chief Financial Officer Johnny Mario Tenaglia #
Secretary David Keith Hill Treasurer Peter Marshall Gill #

OTHER

Steven Marc Burstein, Assistant Secretary Nyle Brent Cottingham, Vice President Heather Anastasia Lang, Assistant Secretary
Jessica Leigh Zuba #, Assistant Secretary

DIRECTORS OR TRUSTEES

Caitlin Mercedes Dattilo # Richard Gordon Dunlop Kurt Carl Lewis
Brian Howard St. Martin

State of Ohio State of IL State of Wisconsin
County of Hamilton County of Cook County of Milwaukee

The officers of this reporting entity being duly sworn, each depose and say that they are the described officers of said reporting entity, and that on the reporting period stated above, all of the herein described assets were the absolute property of the said reporting entity, free and clear from any liens or claims thereon, except as herein stated, and that this statement, together with related exhibits, schedules and explanations therein contained, annexed or referred to, is a full and true statement of all the assets and liabilities and of the condition and affairs of the said reporting entity as of the reporting period stated above, and of its income and deductions therefrom for the period ended, and have been completed in accordance with the NAIC Annual Statement Instructions and Accounting Practices and Procedures manual except to the extent that: (1) state law may differ, or, (2) that state rules or regulations require differences in reporting not related to accounting practices and procedures, according to the best of their information, knowledge and belief, respectively. Furthermore, the scope of this attestation by the described officers also includes the related corresponding electronic filing with the NAIC, when required, that is an exact copy (except for formatting differences due to electronic filing) of the enclosed statement. The electronic filing may be requested by various regulators in lieu of or in addition to the enclosed statement.

Kurt Carl Lewis
President

David Keith Hill
Secretary

Johnny Mario Tenaglia
Chief Financial Officer


Subscribed and sworn to before me this
4th day of February
2019

Subscribed and sworn to before me this
1st day of February, 2019
Margarita Gordillo

Subscribed and sworn to before me this
13 day of FEBRUARY
Klaus E. Chubbuck
Commission Expires 5-22-22



Teresa A Todd
Notary Public, State of Ohio
Comm. Expires July 30, 2022



- a. Is this an original filing?..... Yes [X] No []
- b. If no,
1. State the amendment number.....
 2. Date filed.....
 3. Number of pages attached.....

EXHIBIT 2 - ACCIDENT AND HEALTH PREMIUMS DUE AND UNPAID

[illegible]

ANNUAL STATEMENT FOR THE YEAR 2018 OF THE UnitedHealthcare of Ohio, Inc.

EXHIBIT 3 - HEALTH CARE RECEIVABLES

1 Name of Debtor	2 1 - 30 Days	3 31 - 60 Days	4 61 - 90 Days	5 Over 90 Days	6 Nonadmitted	7 Admitted
OptumRx, Inc.	1,005,998	107,607	52,752	372,283	378,931	1,159,709
0199998. Aggregate Pharmaceutical Rebate Receivables Not Individually Listed	0	0	0	0	0	0
0199999. Total Pharmaceutical Rebate Receivables	1,005,998	107,607	52,752	372,283	378,931	1,159,709
0299998. Aggregate Claim Overpayment Receivables Not Individually Listed	0	1,150	81	850,565	851,760	36
0299999. Total Claim Overpayment Receivables	0	1,150	81	850,565	851,760	36
0399998. Aggregate Loans and Advances to Providers Not Individually Listed	0	0	0	0	0	0
0399999. Total Loans and Advances to Providers	0	0	0	0	0	0
0499998. Aggregate Capitation Arrangement Receivables Not Individually Listed	0	0	0	0	0	0
0499999. Total Capitation Arrangement Receivables	0	0	0	0	0	0
0599998. Aggregate Risk Sharing Receivables Not Individually Listed	0	0	0	0	0	0
0599999. Total Risk Sharing Receivables	0	0	0	0	0	0
0699998. Aggregate Other Receivables Not Individually Listed	0	0	0	0	0	0
0699999. Total Other Receivables	0	0	0	0	0	0
0799999 Gross health care receivables	1,005,998	108,757	52,833	1,222,848	1,230,691	1,159,745

EXHIBIT 3A - ANALYSIS OF HEALTH CARE RECEIVABLES COLLECTED AND ACCRUED

Type of Health Care Receivable	Health Care Receivables Collected During the Year		Health Care Receivables Accrued as of December 31 of Current Year		5	6
	1 On Amounts Accrued Prior to January 1 of Current Year	2 On Amounts Accrued During the Year	3 On Amounts Accrued December 31 of Prior Year	4 On Amounts Accrued During the Year	Health Care Receivables in Prior Years (Columns 1 + 3)	Estimated Health Care Receivables Accrued as of December 31 of Prior Year
1. Pharmaceutical rebate receivables	1,098,935	1,755,804	203,919	1,334,721	1,302,854	1,282,377
2. Claim overpayment receivables	1,141,773	58,046	851,796	0	1,993,569	1,940,078
3. Loans and advances to providers	0	0	0	0	0	0
4. Capitation arrangement receivables	0	0	0	0	0	0
5. Risk sharing receivables	0	0	0	0	0	0
6. Other health care receivables.....	0	0	0	0	0	0
7. Totals (Lines 1 through 6)	2,240,708	1,813,850	1,055,715	1,334,721	3,296,423	3,222,455

Note that the accrued amounts in Columns 3, 4, and 6 are the total health care receivables, not just the admitted portion.

EXHIBIT 4 - CLAIMS UNPAID AND INCENTIVE POOL, WITHHOLD AND BONUS (Reported and Unreported)

21

EXHIBIT 7 PART 1- SUMMARY OF TRANSACTIONS WITH PROVIDERS

	1	2	3	4	5	6
Payment Method	Direct Medical Expense Payment	Column 1 as a % of Total Payments	Total Members Covered	Column 3 as a % of Total Members	Column 1 Expenses Paid to Affiliated Providers	Column 1 Expenses Paid to Non-Affiliated Providers
Capitation Payments:						
1. Medical groups	0	0.0	0	0.0	0	0
2. Intermediaries.....	970,406	2.4	10,664	100.0	970,406	0
3. All other providers.....	6,827	0.0	10,664	100.0	0	6,827
4. Total capitation payments.....	977,233	2.4	10,664	100.0	970,406	6,827
Other Payments:						
5. Fee-for-service	(7,968)	0.0	XXX	XXX	0	(7,968)
6. Contractual fee payments	39,970,050	97.6	XXX	XXX	466	39,969,584
7. Bonus/withhold arrangements - fee-for-service	0	0.0	XXX	XXX	0	0
8. Bonus/withhold arrangements - contractual fee payments	19,546	0.0	XXX	XXX	0	19,546
9. Non-contingent salaries	0	0.0	XXX	XXX	0	0
10. Aggregate cost arrangements	0	0.0	XXX	XXX	0	0
11. All other payments	0	0.0	XXX	XXX	0	0
12. Total other payments	39,981,628	97.6	XXX	XXX	466	39,981,162
13. TOTAL (Line 4 plus Line 12)	40,958,861	100%	XXX	XXX	970,872	39,987,989

EXHIBIT 7 - PART 2 - SUMMARY OF TRANSACTIONS WITH INTERMEDIARIES

[illegible]

EXHIBIT 8 - FURNITURE, EQUIPMENT AND SUPPLIES OWNED

		1	2	3	4	5	6
Description		Cost	Improvements	Accumulated Depreciation	Book Value Less Encumbrances	Assets Not Admitted	Net Admitted Assets
1.	Administrative furniture and equipment	NONE					
2.	Medical furniture, equipment and fixtures						
3.	Pharmaceuticals and surgical supplies						
4.	Durable medical equipment						
5.	Other property and equipment						
6.	Total						



ANNUAL STATEMENT FOR THE YEAR 2018 OF THE UnitedHealthcare of Ohio, Inc.

EXHIBIT OF PREMIUMS, ENROLLMENT AND UTILIZATION (a)

REPORT FOR: 1. CORPORATION UnitedHealthcare of Ohio, Inc. 2. Dublin, OH

NAIC Group Code		BUSINESS IN THE STATE OF		DURING THE YEAR							(LOCATION)	
0707		Kentucky		2018							NAIC Company Code	
		Comprehensive (Hospital & Medical)									95186	
		1	2	3	4	5	6	7	8	9	10	
		Total	Individual	Group	Medicare Supplement	Vision Only	Dental Only	Federal Employees Health Benefit Plan	Title XVIII Medicare	Title XIX Medicaid	Other	
Total Members at end of:												
1.	Prior Year	4,438	0	4,438	0	0	0	0	0	0	0	
2.	First Quarter	4,309	0	4,309	0	0	0	0	0	0	0	
3.	Second Quarter	4,500	0	4,500	0	0	0	0	0	0	0	
4.	Third Quarter	4,643	0	4,643	0	0	0	0	0	0	0	
5.	Current Year	4,505	0	4,505	0	0	0	0	0	0	0	
6.	Current Year Member Months	53,532	0	53,532	0	0	0	0	0	0	0	
Total Member Ambulatory Encounters for Year:												
7.	Physician	30,998	0	30,998	0	0	0	0	0	0	0	
8.	Non-Physician	1,487	0	1,487	0	0	0	0	0	0	0	
9.	Total	32,485	0	32,485	0	0	0	0	0	0	0	
10.	Hospital Patient Days Incurred	691	0	691	0	0	0	0	0	0	0	
11.	Number of Inpatient Admissions	252	0	252	0	0	0	0	0	0	0	
12.	Health Premiums Written (b)	24,955,812	0	24,454,353	0	0	0	0	501,459	0	0	
13.	Life Premiums Direct	0	0	0	0	0	0	0	0	0	0	
14.	Property/Casualty Premiums Written	0	0	0	0	0	0	0	0	0	0	
15.	Health Premiums Earned	24,955,700	0	24,454,241	0	0	0	0	501,459	0	0	
16.	Property/Casualty Premiums Earned	0	0	0	0	0	0	0	0	0	0	
17.	Amount Paid for Provision of Health Care Services	18,294,328	0	17,703,976	0	0	0	0	590,352	0	0	
18.	Amount Incurred for Provision of Health Care Services	18,559,250	503	17,946,365	0	0	0	0	612,382	0	0	

(a) For health business: number of persons insured under PPO managed care products0 and number of persons insured under indemnity only products0 .
(b) For health premiums written: amount of Medicare Title XVIII exempt from state taxes or fees \$501,459



ANNUAL STATEMENT FOR THE YEAR 2018 OF THE UnitedHealthcare of Ohio, Inc.

EXHIBIT OF PREMIUMS, ENROLLMENT AND UTILIZATION (a)

REPORT FOR: 1. CORPORATION UnitedHealthcare of Ohio, Inc. 2. Dublin, OH

NAIC Group Code		BUSINESS IN THE STATE OF		DURING THE YEAR							(LOCATION)	
0707		Ohio		2018							NAIC Company Code	
		Comprehensive (Hospital & Medical)									95186	
		1	2	3	4	5	6	7	8	9	10	
		Total	Individual	Group	Medicare Supplement	Vision Only	Dental Only	Federal Employees Health Benefit Plan	Title XVIII Medicare	Title XIX Medicaid	Other	
Total Members at end of:												
1.	Prior Year	4,684	9	4,675	0	0	0	0	0	0	0	
2.	First Quarter	5,638	9	5,629	0	0	0	0	0	0	0	
3.	Second Quarter	5,825	9	5,816	0	0	0	0	0	0	0	
4.	Third Quarter	6,250	9	6,241	0	0	0	0	0	0	0	
5.	Current Year	6,159	9	6,150	0	0	0	0	0	0	0	
6.	Current Year Member Months	70,694	114	70,580	0	0	0	0	0	0	0	
Total Member Ambulatory Encounters for Year:												
7.	Physician	42,622	96	42,526	0	0	0	0	0	0	0	
8.	Non-Physician	2,045	4	2,041	0	0	0	0	0	0	0	
9.	Total	44,667	100	44,567	0	0	0	0	0	0	0	
10.	Hospital Patient Days Incurred	994	7	987	0	0	0	0	0	0	0	
11.	Number of Inpatient Admissions	251	1	250	0	0	0	0	0	0	0	
12.	Health Premiums Written (b)	33,108,111	232,447	34,451,619	0	0	0	0	(1,575,955)	0	0	
13.	Life Premiums Direct	0	0	0	0	0	0	0	0	0	0	
14.	Property/Casualty Premiums Written	0	0	0	0	0	0	0	0	0	0	
15.	Health Premiums Earned	32,802,401	232,448	33,975,557	0	0	0	0	(1,405,604)	0	0	
16.	Property/Casualty Premiums Earned	0	0	0	0	0	0	0	0	0	0	
17.	Amount Paid for Provision of Health Care Services	22,664,533	111,465	24,002,382	0	0	0	0	(1,449,314)	0	0	
18.	Amount Incurred for Provision of Health Care Services	23,268,017	74,152	24,621,945	0	0	0	0	(1,428,080)	0	0	

(a) For health business: number of persons insured under PPO managed care products 0 and number of persons insured under indemnity only products 0 .
(b) For health premiums written: amount of Medicare Title XVIII exempt from state taxes or fees \$ (1,575,955)

HO.OH



ANNUAL STATEMENT FOR THE YEAR 2018 OF THE UnitedHealthcare of Ohio, Inc.

EXHIBIT OF PREMIUMS, ENROLLMENT AND UTILIZATION (a)

REPORT FOR: 1. CORPORATION UnitedHealthcare of Ohio, Inc. 2. Dublin, OH

NAIC Group Code		BUSINESS IN THE STATE OF		DURING THE YEAR							(LOCATION)	
0707		Grand Total		2018							NAIC Company Code	
		Comprehensive (Hospital & Medical)									95186	
		1	2	3	4	5	6	7	8	9	10	
		Total	Individual	Group	Medicare Supplement	Vision Only	Dental Only	Federal Employees Health Benefit Plan	Title XVIII Medicare	Title XIX Medicaid	Other	
Total Members at end of:												
1.	Prior Year	9,122	9	9,113	0	0	0	0	0	0	0	
2.	First Quarter	9,947	9	9,938	0	0	0	0	0	0	0	
3.	Second Quarter	10,325	9	10,316	0	0	0	0	0	0	0	
4.	Third Quarter	10,893	9	10,884	0	0	0	0	0	0	0	
5.	Current Year	10,664	9	10,655	0	0	0	0	0	0	0	
6.	Current Year Member Months	124,226	114	124,112	0	0	0	0	0	0	0	
Total Member Ambulatory Encounters for Year:												
7.	Physician	73,620	96	73,524	0	0	0	0	0	0	0	
8.	Non-Physician	3,532	4	3,528	0	0	0	0	0	0	0	
9.	Total	77,152	100	77,052	0	0	0	0	0	0	0	
10.	Hospital Patient Days Incurred	1,685	7	1,678	0	0	0	0	0	0	0	
11.	Number of Inpatient Admissions	503	1	502	0	0	0	0	0	0	0	
12.	Health Premiums Written (b)	58,063,923	232,447	58,905,972	0	0	0	0	(1,074,496)	0	0	
13.	Life Premiums Direct	0	0	0	0	0	0	0	0	0	0	
14.	Property/Casualty Premiums Written	0	0	0	0	0	0	0	0	0	0	
15.	Health Premiums Earned	57,758,101	232,448	58,429,798	0	0	0	0	(904,145)	0	0	
16.	Property/Casualty Premiums Earned	0	0	0	0	0	0	0	0	0	0	
17.	Amount Paid for Provision of Health Care Services	40,958,861	111,465	41,706,358	0	0	0	0	(858,962)	0	0	
18.	Amount Incurred for Provision of Health Care Services	41,827,267	74,655	42,568,310	0	0	0	0	(815,698)	0	0	

(a) For health business: number of persons insured under PPO managed care products0 and number of persons insured under indemnity only products0 .
(b) For health premiums written: amount of Medicare Title XVIII exempt from state taxes or fees \$(1,074,496)

30.GT

ANNUAL STATEMENT FOR THE YEAR 2018 OF THE UnitedHealthcare of Ohio, Inc.

SCHEDULE S - PART 1 - SECTION 2

Reinsurance Assumed Accident and Health Insurance Listed by Reinsured Company as of December 31, Current Year

[illegible]

SCHEDULE S - PART 2

[illegible]

ANNUAL STATEMENT FOR THE YEAR 2018 OF THE UnitedHealthcare of Ohio, Inc.

SCHEDULE S - PART 3 - SECTION 2

Reinsurance Ceded Accident and Health Insurance Listed by Reinsuring Company as of December 31, Current Year

1 NAIC Company Code	2 ID Number	3 Effective Date	4 Name of Company	5 Domi- ciliary Juris- diction	6 Type of Reinsurance Ceded	7 Type of Business Ceded	8 Premiums	9 Unearned Premiums (Estimated)	10 Reserve Credit Taken Other than for Unearned Premiums	Outstanding Surplus Relief		13 Modified Coinsurance Reserve	14 Funds Withheld Under Coinsurance
										11 Current Year	12 Prior Year		
79413	36-2739571	01/01/2005	UnitedHealthcare Insurance Company	CT	OTH/G	CMM	58,400	0	0	0	0	0	0
79413	36-2739571	01/01/2005	UnitedHealthcare Insurance Company	CT	OTH/G	MD	127	0	0	0	0	0	0
79413	36-2739571	01/01/2005	UnitedHealthcare Insurance Company	CT	OTH/G	NR	(35)	0	0	0	0	0	0
0199999. General Account - Authorized U.S. Affiliates - Captive							58,492	0	0	0	0	0	0
0399999. Total General Account - Authorized U.S. Affiliates							58,492	0	0	0	0	0	0
0699999. Total General Account - Authorized Non-U.S. Affiliates							0	0	0	0	0	0	0
0799999. Total General Account - Authorized Affiliates							58,492	0	0	0	0	0	0
1099999. Total General Account - Authorized Non-Affiliates							0	0	0	0	0	0	0
1199999. Total General Account Authorized							58,492	0	0	0	0	0	0
1499999. Total General Account - Unauthorized U.S. Affiliates							0	0	0	0	0	0	0
1799999. Total General Account - Unauthorized Non-U.S. Affiliates							0	0	0	0	0	0	0
1899999. Total General Account - Unauthorized Affiliates							0	0	0	0	0	0	0
2199999. Total General Account - Unauthorized Non-Affiliates							0	0	0	0	0	0	0
2299999. Total General Account Unauthorized							0	0	0	0	0	0	0
2599999. Total General Account - Certified U.S. Affiliates							0	0	0	0	0	0	0
2899999. Total General Account - Certified Non-U.S. Affiliates							0	0	0	0	0	0	0
2999999. Total General Account - Certified Affiliates							0	0	0	0	0	0	0
3299999. Total General Account - Certified Non-Affiliates							0	0	0	0	0	0	0
3399999. Total General Account Certified							0	0	0	0	0	0	0
3499999. Total General Account Authorized, Unauthorized and Certified							58,492	0	0	0	0	0	0
3799999. Total Separate Accounts - Authorized U.S. Affiliates							0	0	0	0	0	0	0
4099999. Total Separate Accounts - Authorized Non-U.S. Affiliates							0	0	0	0	0	0	0
4199999. Total Separate Accounts - Authorized Affiliates							0	0	0	0	0	0	0
4499999. Total Separate Accounts - Authorized Non-Affiliates							0	0	0	0	0	0	0
4599999. Total Separate Accounts Authorized							0	0	0	0	0	0	0
4899999. Total Separate Accounts - Unauthorized U.S. Affiliates							0	0	0	0	0	0	0
5199999. Total Separate Accounts - Unauthorized Non-U.S. Affiliates							0	0	0	0	0	0	0
5299999. Total Separate Accounts - Unauthorized Affiliates							0	0	0	0	0	0	0
5599999. Total Separate Accounts - Unauthorized Non-Affiliates							0	0	0	0	0	0	0
5699999. Total Separate Accounts Unauthorized							0	0	0	0	0	0	0
5999999. Total Separate Accounts - Certified U.S. Affiliates							0	0	0	0	0	0	0
6299999. Total Separate Accounts - Certified Non-U.S. Affiliates							0	0	0	0	0	0	0
6399999. Total Separate Accounts - Certified Affiliates							0	0	0	0	0	0	0
6699999. Total Separate Accounts - Certified Non-Affiliates							0	0	0	0	0	0	0
6799999. Total Separate Accounts Certified							0	0	0	0	0	0	0
6899999. Total Separate Accounts Authorized, Unauthorized and Certified							0	0	0	0	0	0	0
6999999. Total U.S. (Sum of 0399999, 0899999, 1499999, 1999999, 2599999, 3099999, 3799999, 4299999, 4899999, 5399999, 5999999 and 6499999)							58,492	0	0	0	0	0	0
7099999. Total Non-U.S. (Sum of 0699999, 0999999, 1799999, 2099999, 2899999, 3199999, 4099999, 4399999, 5199999, 5499999, 6299999 and 6599999)							0	0	0	0	0	0	0
9999999 - Totals							58,492	0	0	0	0	0	0

Schedule S - Part 4

N O N E

Schedule S - Part 4 - Bank Footnote

N O N E

Schedule S - Part 5

N O N E

Schedule S - Part 5 - Bank Footnote

N O N E

SCHEDULE S - PART 6

Five Year Exhibit of Reinsurance Ceded Business (\$000 Omitted)

	1 2018	2 2017	3 2016	4 2015	5 2014
A. OPERATIONS ITEMS					
1. Premiums	58	44	319	115	18
2. Title XVIII - Medicare	0	0	0	648	862
3. Title XIX - Medicaid	0	0	0	0	0
4. Commissions and reinsurance expense allowance	0	0	(60)	(27)	0
5. Total hospital and medical expenses	0	1,620	3,120	1,537	0
B. BALANCE SHEET ITEMS					
6. Premiums receivable	5	4	219	137	0
7. Claims payable	0	0	242	183	0
8. Reinsurance recoverable on paid losses	20	683	2,438	1,354	0
9. Experience rating refunds due or unpaid	0	0	0	0	0
10. Commissions and reinsurance expense allowances due	0	0	0	0	0
11. Unauthorized reinsurance offset	0	0	0	0	0
12. Offset for reinsurance with Certified Reinsurers	0	0	0	0	0
C. UNAUTHORIZED REINSURANCE (DEPOSITS BY AND FUNDS WITHHELD FROM)					
13. Funds deposited by and withheld from (F)	0	0	0	0	0
14. Letters of credit (L)	0	0	0	0	0
15. Trust agreements (T)	0	0	0	0	0
16. Other (O)	0	0	0	0	0
D. REINSURANCE WITH CERTIFIED REINSURERS (DEPOSITS BY AND FUNDS WITHHELD FROM)					
17. Multiple Beneficiary Trust	0	0	0	0	0
18. Funds deposited by and withheld from (F)	0	0	0	0	0
19. Letters of credit (L)	0	0	0	0	0
20. Trust agreements (T)	0	0	0	0	0
21. Other (O)	0	0	0	0	0

SCHEDULE S - PART 7

Restatement of Balance Sheet to Identify Net Credit For Ceded Reinsurance

	1 As Reported (net of ceded)	2 Restatement Adjustments	3 Restated (gross of ceded)
ASSETS (Page 2, Col. 3)			
1. Cash and invested assets (Line 12)	55,181,353	0	55,181,353
2. Accident and health premiums due and unpaid (Line 15)	1,414,470	0	1,414,470
3. Amounts recoverable from reinsurers (Line 16.1)	19,613	(19,613)	0
4. Net credit for ceded reinsurance	XXX	14,318	14,318
5. All other admitted assets (Balance)	1,584,242	0	1,584,242
6. Total assets (Line 28)	58,199,678	(5,295)	58,194,383
LIABILITIES, CAPITAL AND SURPLUS (Page 3)			
7. Claims unpaid (Line 1)	6,347,633	0	6,347,633
8. Accrued medical incentive pool and bonus payments (Line 2)	306,061	0	306,061
9. Premiums received in advance (Line 8)	657,371	0	657,371
10. Funds held under reinsurance treaties with authorized and unauthorized reinsurers (Line 19 first inset amount plus second inset amount)	0	0	0
11. Reinsurance in unauthorized companies (Line 20 minus inset amount)	0	0	0
12. Reinsurance with Certified Reinsurers (Line 20 inset amount)	0	0	0
13. Funds held under reinsurance treaties with Certified Reinsurers (Line 19 third inset amount)	0	0	0
14. All other liabilities (Balance)	3,386,584	(5,295)	3,381,289
15. Total liabilities (Line 24)	10,697,649	(5,295)	10,692,354
16. Total capital and surplus (Line 33)	47,502,029	XXX	47,502,029
17. Total liabilities, capital and surplus (Line 34)	58,199,678	(5,295)	58,194,383
NET CREDIT FOR CEDED REINSURANCE			
18. Claims unpaid	0		
19. Accrued medical incentive pool	0		
20. Premiums received in advance	0		
21. Reinsurance recoverable on paid losses	19,613		
22. Other ceded reinsurance recoverables	0		
23. Total ceded reinsurance recoverables	19,613		
24. Premiums receivable	0		
25. Funds held under reinsurance treaties with authorized and unauthorized reinsurers	0		
26. Unauthorized reinsurance	0		
27. Reinsurance with Certified Reinsurers	0		
28. Funds held under reinsurance treaties with Certified Reinsurers	0		
29. Other ceded reinsurance payables/offsets	5,295		
30. Total ceded reinsurance payables/offsets	5,295		
31. Total net credit for ceded reinsurance	14,318		

SCHEDULE T - PART 2
INTERSTATE COMPACT - EXHIBIT OF PREMIUMS WRITTEN

Allocated by States and Territories

States, Etc.		Direct Business Only					
		1	2	3	4	5	6
		Life (Group and Individual)	Annuities (Group and Individual)	Disability Income (Group and Individual)	Long-Term Care (Group and Individual)	Deposit-Type Contracts	Totals
1.	Alabama	AL					
2.	Alaska	AK					
3.	Arizona	AZ					
4.	Arkansas	AR					
5.	California	CA					
6.	Colorado	CO					
7.	Connecticut	CT					
8.	Delaware	DE					
9.	District of Columbia	DC					
10.	Florida	FL					
11.	Georgia	GA					
12.	Hawaii	HI					
13.	Idaho	ID					
14.	Illinois	IL					
15.	Indiana	IN					
16.	Iowa	IA					
17.	Kansas	KS					
18.	Kentucky	KY					
19.	Louisiana	LA					
20.	Maine	ME					
21.	Maryland	MD					
22.	Massachusetts	MA					
23.	Michigan	MI					
24.	Minnesota	MN					
25.	Mississippi	MS					
26.	Missouri	MO					
27.	Montana	MT					
28.	Nebraska	NE					
29.	Nevada	NV					
30.	New Hampshire	NH					
31.	New Jersey	NJ					
32.	New Mexico	NM					
33.	New York	NY					
34.	North Carolina	NC					
35.	North Dakota	ND					
36.	Ohio	OH					
37.	Oklahoma	OK					
38.	Oregon	OR					
39.	Pennsylvania	PA					
40.	Rhode Island	RI					
41.	South Carolina	SC					
42.	South Dakota	SD					
43.	Tennessee	TN					
44.	Texas	TX					
45.	Utah	UT					
46.	Vermont	VT					
47.	Virginia	VA					
48.	Washington	WA					
49.	West Virginia	WV					
50.	Wisconsin	WI					
51.	Wyoming	WY					
52.	American Samoa	AS					
53.	Guam	GU					
54.	Puerto Rico	PR					
55.	U.S. Virgin Islands	VI					
56.	Northern Mariana Islands	MP					
57.	Canada	CAN					
58.	Aggregate Other Alien	OT					
59.	Total						

NONE

SCHEDULE Y
PART 1A - DETAIL OF INSURANCE HOLDING COMPANY SYSTEM

1	2	3	4	5	6	7	8	9	10	11	12	13	14	15	16
Group Code	Group Name	NAIC Company Code	ID Number	Federal RSSD	CIK	Name of Securities Exchange if Publicly Traded (U.S. or International)	Names of Parent, Subsidiaries Or Affiliates	Domi-ciliary Loca-tion	Relation-ship to Reporting Entity	Directly Controlled by (Name of Entity/Person)	Type of Control (Ownership, Board, Management, Attorney-in-Fact, Influence, Other)	If Control is Owner-ship Provide Percen-tage	Ultimate Controlling Entity(ies)/Person(s)	Is an SCA Filing Re-quired? (Y/N)	*
		.00000	98-1308130				1070715 B.C. Unlimited Liability Company	.CAN	NIA	OptumRx Group Holdings, Inc.	Ownership	100.000	UnitedHealth Group Incorporated		
		.00000	27-2624551				310 Canyon Medical, LLC	.CA	NIA	Monarch Management Services, Inc.	Ownership	100.000	UnitedHealth Group Incorporated		
		.00000	35-2607738				5995 Minnetonka, LLC	.DE	NIA	UnitedHealthcare Insurance Company	Ownership	100.000	UnitedHealth Group Incorporated		
		.00000	98-1401978				ABCO India Private Limited	.IND	NIA	ABCO International Holdings, LLC	Ownership	99.065	UnitedHealth Group Incorporated		
		.00000	98-1401978				ABCO India Private Limited	.IND	NIA	The Advisory Board Company	Ownership	0.935	UnitedHealth Group Incorporated		
		.00000					ABCO International Holdings, LLC	.DE	NIA	The Advisory Board Company	Ownership	100.000	UnitedHealth Group Incorporated		
		.00000	41-1913523				ACN Group IPA of New York, Inc.	.NY	NIA	OptumHealth Care Solutions, LLC	Ownership	100.000	UnitedHealth Group Incorporated		
		.00000	27-0015861				ACN Group of California, Inc.	.CA	IA	OptumHealth Care Solutions, LLC	Ownership	100.000	UnitedHealth Group Incorporated		
		.00000	98-1446128				Administradora Clínica La Colina S.A.S.	.COL	NIA	Banmédica Internacional SpA	Ownership	50.000	UnitedHealth Group Incorporated		1
		.00000	98-1446125				Administradora Country S.A.	.COL	NIA	Banmédica S.A.	Ownership	50.000	UnitedHealth Group Incorporated		1
		.00000	98-1451601				Administradora Médica Centromed S.A.	.CHL	NIA	Vidaintegra S.A.	Ownership	74.250	UnitedHealth Group Incorporated		2
		.00000	20-2598653				Advanced Pharma, Inc.	.TX	NIA	Apothecary Holdings, Inc.	Ownership	100.000	UnitedHealth Group Incorporated		
		.00000	26-4093335				Advanced Surgical Hospital, LLC	.PA	NIA	SCA Southwestern PA, LLC	Ownership	51.000	UnitedHealth Group Incorporated		2
							Advocate Condell Ambulatory Surgery Center, LLC	.IL	NIA	Advocate-SCA Partners, LLC	Ownership	59.645	UnitedHealth Group Incorporated		2
		.00000	47-5337115				Advocate Sherman Ambulatory Surgery Center, LLC	.IL	NIA	Advocate-SCA Partners, LLC	Ownership	100.000	UnitedHealth Group Incorporated		
							Advocate Southwest Ambulatory Surgery Center, LLC	.IL	NIA	Advocate-SCA Partners, LLC	Ownership	51.000	UnitedHealth Group Incorporated		2
		.00000	36-4437931				Advocate-SCA Partners, LLC	.DE	NIA	SCA-Illinois, LLC	Ownership	51.000	UnitedHealth Group Incorporated		2
			47-4012497							Anil Assistência Médica Internacional S.A.	Influence	20.000	UnitedHealth Group Incorporated		5
		.00000					Aeromil Taxi Aéreo Ltda.	.BRA	NIA	American Health Network of Indiana, LLC	Ownership	100.000	UnitedHealth Group Incorporated		
		.00000	45-4171713				AHN Accountable Care Organization, LLC	.IN	NIA	AHN Target Holdings, LLC	Ownership	100.000	UnitedHealth Group Incorporated		
		.00000	35-2109566				AHN Central Services, LLC	.IN	NIA	Collaborative Care Holdings, LLC	Ownership	80.100	UnitedHealth Group Incorporated		2
		.00000	35-2582899				AHN Target Holdings, LLC	.DE	NIA	Alaska Surgery Center, Limited Partnership	Influence	100.000	UnitedHealth Group Incorporated		5
		.00000	92-0175856				Alaska Spine Center, LLC	.AK	NIA	SC Affiliates, LLC	Influence	37.845	UnitedHealth Group Incorporated		5
		.00000	92-0080881				Alaska Surgery Center, Limited Partnership	.AK	NIA	Banmédica S.A.	Ownership	76.290	UnitedHealth Group Incorporated		2
		.00000	93-0982396				Aliansalud Entidad Promotora de Salud S.A.	.COL	IA	Golden Rule Financial Corporation	Ownership	100.000	UnitedHealth Group Incorporated		
.0707	UnitedHealth Group Incorporated	.82406	35-1665915				All Savers Insurance Company	.IN	IA	Golden Rule Financial Corporation	Ownership	100.000	UnitedHealth Group Incorporated		
							All Savers Life Insurance Company of California	.CA	IA	Golden Rule Financial Corporation	Ownership	100.000	UnitedHealth Group Incorporated		
.0707	UnitedHealth Group Incorporated	.73130	35-1744596				Alliance Surgical Center, LLC	.FL	NIA	SCA-Alliance, LLC	Ownership	51.285	UnitedHealth Group Incorporated		2
		.00000	27-1367127				Aloha Surgical Center, LLC	.TN	NIA	Surgery Center of Maui, LLC	Ownership	74.000	UnitedHealth Group Incorporated		2
		.00000	63-1231942				Ambient Healthcare, Inc.	.FL	NIA	Ambient Holdings, Inc.	Ownership	100.000	UnitedHealth Group Incorporated		
		.00000	65-1095227				Ambient Holdings, Inc.	.DE	NIA	BrioRx Infusion Services, Inc.	Ownership	100.000	UnitedHealth Group Incorporated		
		.00000	45-2161438				American Health Network of Indiana Care Organization, LLC	.IN	NIA	AHN Target Holdings, LLC	Ownership	80.100	UnitedHealth Group Incorporated		2
		.00000	45-4770582				American Health Network of Indiana II, LLC	.IN	NIA	AHN Target Holdings, LLC	Ownership	100.000	UnitedHealth Group Incorporated		
.0707	UnitedHealth Group Incorporated	.52623	35-2108729				American Health Network of Indiana, LLC	.IN	IA	AHN Target Holdings, LLC	Ownership	100.000	UnitedHealth Group Incorporated		
							American Health Network of Ohio Care Organization, LLC	.OH	NIA	AHN Target Holdings, LLC	Ownership	100.000	UnitedHealth Group Incorporated		
		.00000	45-4132160				American Health Network of Ohio II, LLC	.OH	NIA	AHN Target Holdings, LLC	Ownership	100.000	UnitedHealth Group Incorporated		
		.00000	31-1424956				American Health Network of Ohio, LLC	.OH	NIA	UnitedHealth Group Incorporated	Ownership	100.000	UnitedHealth Group Incorporated		
		.00000	31-1424957				AmeriChoice Corporation	.DE	NIA	AmeriChoice Corporation	Ownership	100.000	UnitedHealth Group Incorporated		
		.00000	54-1743136				AmeriChoice Health Services, Inc.	.DE	NIA	AmeriChoice Corporation	Ownership	100.000	UnitedHealth Group Incorporated		
.0707	UnitedHealth Group Incorporated	.95497	22-3368602				AmeriChoice of New Jersey, Inc.	.NJ	IA	AmeriChoice Corporation	Ownership	100.000	UnitedHealth Group Incorporated		
										Anil Assistência Médica Internacional S.A.	Ownership	92.920	UnitedHealth Group Incorporated		2
		.00000	98-1108620				Amico Saúde Ltda.	.BRA	NIA	Cemed Care – Empresa de Atendimento Clínico Geral Ltda.	Ownership	1.072	UnitedHealth Group Incorporated		2
		.00000	98-1108620				Amico Saúde Ltda.	.BRA	NIA	Polar II Fundo de Investimento em Participações Multiestratégia	Ownership	91.810	UnitedHealth Group Incorporated		2
		.00000					Amil Assistência Médica Internacional S.A.	.BRA	IA						

SCHEDULE Y
PART 1A - DETAIL OF INSURANCE HOLDING COMPANY SYSTEM

1	2	3	4	5	6	7	8	9	10	11	12	13	14	15	16
Group Code	Group Name	NAIC Company Code	ID Number	Federal RSSD	CIK	Name of Securities Exchange if Publicly Traded (U.S. or International)	Names of Parent, Subsidiaries Or Affiliates	Domi-ciliary Location	Relation-ship to Reporting Entity	Directly Controlled by (Name of Entity/Person)	Type of Control (Ownership, Board, Management, Attorney-in-Fact, Influence, Other)	If Control is Owner-ship Provide Percen-tage	Ultimate Controlling Entity(ies)/Person(s)	Is an SCA Filing Re-quired? (Y/N)	*
		.00000	98-1109085				Amil Clinical Research Participações Ltda.BRA	.NIA	Esho – Empresa de Serviços Hospitalares S.A.	Ownership.....	99.950	UnitedHealth Group Incorporated		
		.00000	98-1109085				Amil Clinical Research Participações Ltda.BRA	.NIA	Cemed Care – Empresa de Atendimento Clínico Geral Ltda.	Ownership.....	0.050	UnitedHealth Group Incorporated		
		.00000	98-1138212				AMIL InternationalLUX	.NIA	Amil Assistência Médica Internacional S.A.	Ownership.....	100.000	UnitedHealth Group Incorporated		
		.00000	98-1454564				Análisis Clínicos ML S.A.C.PER	.NIA	Pacifico S.A. Entidad Prestadora de Salud	Ownership.....	99.990	UnitedHealth Group Incorporated		1
		.00000	36-4210293				Antelope Valley Surgery Center, L.P.CA	.NIA	NSC Lancaster, LLC	Ownership.....	83.490	UnitedHealth Group Incorporated		2
		.00000	26-3913051				Apothecary Holdings, Inc.DE	.NIA	OptumRx Holdings, LLC	Ownership.....	100.000	UnitedHealth Group Incorporated		
		.00000	86-0960334				Apothecary Shop of Phoenix, Inc.AZ	.NIA	Apothecary Holdings, Inc.	Ownership.....	100.000	UnitedHealth Group Incorporated		
		.00000	14-1890491				AppleCare Hospitalists Medical Group, Inc.CA	.OTH	Physician(s) owned	Influence.....	0.000	UnitedHealth Group Incorporated		4
		.00000	45-2852872				AppleCare Medical ACO, LLCOTH	AppleCare Medical Group, Inc	Influence.....	0.000	UnitedHealth Group Incorporated		4
		.00000	33-0845269				AppleCare Medical Group St. Francis, Inc.OTH	Physician(s) owned	Influence.....	0.000	UnitedHealth Group Incorporated		4
		.00000	33-0898174				AppleCare Medical Group, Inc.OTH	Physician(s) owned	Influence.....	0.000	UnitedHealth Group Incorporated		4
		.00000	27-2068687				AppleCare Medical Management, LLCDE	.NIA	Collaborative Care Holdings, LLC	Ownership.....	100.000	UnitedHealth Group Incorporated		5
		.00000					APS – Assistência Personalizada à Saúde Ltda.BRA	.IA	Santa Helena Assistência Médica S.A.	Ownership.....	99.990	UnitedHealth Group Incorporated		
		.00000					APS – Assistência Personalizada à Saúde Ltda.BRA	.IA	Amil Assistência Médica Internacional S.A.	Ownership.....	0.010	UnitedHealth Group Incorporated		
		.00000	98-1399975				Aquitania Chilean Holding SpACHL	.NIA	Bordeaux UK Holdings II Limited	Ownership.....	100.000	UnitedHealth Group Incorporated		5
		.00000	75-2285078				Arcadia Outpatient Surgery Center, L.P.CA	.NIA	Surgecenters of Southern California, Inc.	Influence.....	37.000	UnitedHealth Group Incorporated		5
		.00000	46-4843100				Arise Physician GroupTX	.NIA	SCA Austin Holdings, LLC	Ownership.....	100.000	UnitedHealth Group Incorporated		
		.00000	86-0813232				Arizona Physicians IPA, Inc.AZ	.IA	UnitedHealthcare, Inc.	Ownership.....	100.000	UnitedHealth Group Incorporated		5
		.00000	75-2055800				Arlington Surgery Center, LLCTX	.NIA	THR-SCA Holdings, LLC	Influence.....	52.754	UnitedHealth Group Incorporated		5
		.00000	46-3907136				ASC Holdings of New Jersey, LLCNJ	.NIA	SC Affiliates, LLC	Ownership.....	100.000	UnitedHealth Group Incorporated		5
		.00000	95-4348431				ASC Network, LLCDE	.NIA	Surgical Care Affiliates, LLC	Ownership.....	100.000	UnitedHealth Group Incorporated		5
		.00000	20-8970704				ASC Operators, LLCCA	.NIA	Surgery Centers-West Holdings, LLC	Influence.....	49.000	UnitedHealth Group Incorporated		5
		.00000	27-1724489				ASC Operators-East Bay, LLCCA	.NIA	SCA Pacific Holdings, Inc.	Influence.....	49.000	UnitedHealth Group Incorporated		5
		.00000	27-5447186				ASC Operators-San Francisco, LLCCA	.NIA	SCA Pacific Holdings, Inc.	Influence.....	49.000	UnitedHealth Group Incorporated		5
		.00000	27-2673776				ASC Operators-San Luis Obispo, LLCCA	.NIA	SCA-San Luis Obispo, LLC	Influence.....	49.000	UnitedHealth Group Incorporated		5
		.00000	26-3386169				ASC Operators-Santa Rosa, LLCCA	.NIA	SCA-Santa Rosa, Inc.	Influence.....	39.000	UnitedHealth Group Incorporated		5
		.00000	46-1537479				ASC Operators-South Bay, LLCCA	.NIA	SCA Pacific Holdings, Inc.	Influence.....	49.000	UnitedHealth Group Incorporated		5
		.00000	27-0540034				ASC Pacific Ventures, LLCDE	.NIA	SCA-Honolulu, LLC	Influence.....	49.900	UnitedHealth Group Incorporated		5
		.00000	90-0369702				ASI Global, LLCTX	.NIA	FrontierMEDEX, Inc.	Ownership.....	100.000	UnitedHealth Group Incorporated		2
		.00000	04-3403101				Aspectus, Inc.MA	.OTH	Physician(s) owned	Influence.....	0.000	UnitedHealth Group Incorporated		4
		.00000	26-3878957				AssuranceRx, LLCAL	.NIA	BriovaRx, LLC	Ownership.....	100.000	UnitedHealth Group Incorporated		
		.00000	45-4014891				Athens ASC Holdings, LLCGA	.NIA	SCA Athens, LLC	Ownership.....	58.420	UnitedHealth Group Incorporated		2
		.00000	47-0990056				Audax Health Solutions, LLCDE	.NIA	Rally Health, Inc.	Ownership.....	100.000	UnitedHealth Group Incorporated		
		.00000	58-2028767				Austin Center for Outpatient Surgery, L.P.GA	.NIA	SHC Austin, Inc.	Ownership.....	51.000	UnitedHealth Group Incorporated		2
		.00000	27-2869469				Avella of Austin, Inc.AZ	.NIA	Apothecary Holdings, Inc.	Ownership.....	100.000	UnitedHealth Group Incorporated		
		.00000	14-1971726				Avella of Columbus, Inc.AZ	.NIA	Apothecary Holdings, Inc.	Ownership.....	100.000	UnitedHealth Group Incorporated		
		.00000	13-4318552				Avella of Deer Valley, Inc.AZ	.NIA	Apothecary Holdings, Inc.	Ownership.....	100.000	UnitedHealth Group Incorporated		
		.00000	45-5239373				Avella of Denver, Inc.AZ	.NIA	Apothecary Holdings, Inc.	Ownership.....	100.000	UnitedHealth Group Incorporated		
		.00000	86-1044713				Avella of Gilbert, Inc.AZ	.NIA	Apothecary Holdings, Inc.	Ownership.....	100.000	UnitedHealth Group Incorporated		
		.00000	26-4241458				Avella of Las Vegas II, Inc.AZ	.NIA	Apothecary Holdings, Inc.	Ownership.....	100.000	UnitedHealth Group Incorporated		
		.00000	46-0609947				Avella of Orlando, Inc.AZ	.NIA	Apothecary Holdings, Inc.	Ownership.....	100.000	UnitedHealth Group Incorporated		
		.00000	26-0583808				Avella of Phoenix III, Inc.AZ	.NIA	Apothecary Holdings, Inc.	Ownership.....	100.000	UnitedHealth Group Incorporated		
		.00000	27-0121303				Avella of Sacramento, Inc.CA	.NIA	Apothecary Holdings, Inc.	Ownership.....	100.000	UnitedHealth Group Incorporated		
		.00000	86-0819588				Avella of Scottsdale, Inc.AZ	.NIA	Apothecary Holdings, Inc.	Ownership.....	100.000	UnitedHealth Group Incorporated		
		.00000	27-1688911				Avella of St. Louis, Inc.AZ	.NIA	Apothecary Holdings, Inc.	Ownership.....	100.000	UnitedHealth Group Incorporated		
		.00000	36-4435924				Avella of Tampa, LLCFL	.NIA	Apothecary Holdings, Inc.	Ownership.....	100.000	UnitedHealth Group Incorporated		
		.00000	20-3253658				Avella of Tucson II, Inc.AZ	.NIA	Apothecary Holdings, Inc.	Ownership.....	100.000	UnitedHealth Group Incorporated		
		.00000	86-1044712				Avella of Tucson, Inc.AZ	.NIA	Apothecary Holdings, Inc.	Ownership.....	100.000	UnitedHealth Group Incorporated		2
		.00000	35-2563332				Avella Patient Access Program, Inc.AZ	.NIA	Apothecary Holdings, Inc.	Ownership.....	100.000	UnitedHealth Group Incorporated		

SCHEDULE Y
PART 1A - DETAIL OF INSURANCE HOLDING COMPANY SYSTEM

1	2	3	4	5	6	7	8	9	10	11	12	13	14	15	16
Group Code	Group Name	NAIC Company Code	ID Number	Federal RSSD	CIK	Name of Securities Exchange if Publicly Traded (U.S. or International)	Names of Parent, Subsidiaries Or Affiliates	Domi-ciliary Location	Relation-ship to Reporting Entity	Directly Controlled by (Name of Entity/Person)	Type of Control (Ownership, Board, Management, Attorney-in-Fact, Influence, Other)	If Control is Owner-ship Provide Per-centage	Ultimate Controlling Entity(ies)/Person(s)	Is an SCA Filing Re-quired? (Y/N)	*
		.00000	20-4057813				Aveta Inc.		NIA	Collaborative Care Holdings, LLC	Ownership	100.000	UnitedHealth Group Incorporated		
		.00000	30-0842394				AxelaCare Intermediate Holdings, LLC		NIA	OptumRx, Inc.	Ownership	100.000	UnitedHealth Group Incorporated		
		.00000	61-1708598				AxelaCare, LLC		NIA	AxelaCare Intermediate Holdings, LLC	Ownership	100.000	UnitedHealth Group Incorporated		
		.00000	72-1097827				B.R.A.S.S. Partnership in Commendam		NIA	Surgery Center Holding, LLC	Ownership	67.940	UnitedHealth Group Incorporated		2
		.00000	62-1601445				Bakersfield-SC, LLC	.DE	NIA	SC Affiliates, LLC	Ownership	100.000	UnitedHealth Group Incorporated		5
		.00000	98-1462787				Banmédica Colombia SpA	.COL	NIA	Banmédica Internacional SpA	Ownership	100.000	UnitedHealth Group Incorporated		5
		.00000	98-1444151				Banmédica Internacional SpA	.CHL	NIA	Banmédica S.A.	Ownership	99.000	UnitedHealth Group Incorporated		2
		.00000	98-1444151				Banmédica Internacional SpA	.CHL	NIA	Saden S.A.	Ownership	1.000	UnitedHealth Group Incorporated		5
		.00000	98-1444127				Banmédica S.A.	.CHL	NIA	Bordeaux Holding SpA	Ownership	98.229	UnitedHealth Group Incorporated		2
		.00000	26-1192066				Barranca Surgery Center, LLC	.DE	NIA	Beach Surgical Holdings LLC	Influence	51.000	UnitedHealth Group Incorporated		5
		.00000	47-2083076				Beach Surgical Holdings II LLC	.CA	NIA	SCA Surgicare of Laguna Hills, LLC	Influence	49.000	UnitedHealth Group Incorporated		5
		.00000	47-4504390				Beach Surgical Holdings III, LLC	.CA	NIA	Surgicare of La Veta, Inc.	Ownership	68.860	UnitedHealth Group Incorporated		2
		.00000	37-1708521				Beach Surgical Holdings LLC	.CA	NIA	SCA Surgicare of Laguna Hills, LLC	Influence	49.000	UnitedHealth Group Incorporated		5
		.00000	88-0267857				Behavioral Healthcare Options, Inc.	.NV	NIA	Sierra Health Services, Inc.	Ownership	100.000	UnitedHealth Group Incorporated		5
		.00000	75-2196889				Belleville Surgical Center, Ltd., an Illinois Limited Partnership	.IL	NIA	Surgicare of Belleville, LLC	Ownership	61.200	UnitedHealth Group Incorporated		2
		.00000	22-3858211				Bexar Imaging Center, LLC	.TX	.OTH	WellMed Networks, Inc.	Influence	0.000	UnitedHealth Group Incorporated		4
		.00000	63-0984076				Birmingham Outpatient Surgery Center, Ltd., an Alabama Limited Partnership	.AL	NIA	Birmingham Outpatient Surgical Center, LLC	Influence	30.220	UnitedHealth Group Incorporated		5
		.00000	63-0847380				Birmingham Outpatient Surgical Center, LLC		NIA	Surgery Center Holding, LLC	Ownership	100.000	UnitedHealth Group Incorporated		
		.00000	05-0359457				Blackstone Valley Surgicare GP, LLC		NIA	Surgery Center Holding, LLC	Ownership	100.000	UnitedHealth Group Incorporated		
		.00000	62-1530122				Blue Ridge Day Surgery Center, L.P.		NIA	Blue Ridge GP, LLC	Influence	38.208	UnitedHealth Group Incorporated		5
		.00000	27-2241593				Blue Ridge GP, LLC		NIA	SCA-Blue Ridge, LLC	Ownership	100.000	UnitedHealth Group Incorporated		
		.00000	65-0241934				Boca Raton Outpatient Surgery & Laser Center, Ltd.	.FL	NIA	Surgery Center of Boca Raton, Inc.	Influence	20.000	UnitedHealth Group Incorporated		5
		.00000	65-0241934				Boca Raton Outpatient Surgery & Laser Center, Ltd.		NIA	Surgery Center of Boca Raton, Inc.	Influence	10.000	UnitedHealth Group Incorporated		5
		.00000	98-1396690				Bordeaux (Barbados) Holdings I, SRL	.BRB	NIA	UnitedHealth Group International L.P.	Ownership	100.000	UnitedHealth Group Incorporated		
		.00000	98-1396559				Bordeaux (Barbados) Holdings II, SRL	.BRB	NIA	Bordeaux (Barbados) Holdings I, SRL	Ownership	100.000	UnitedHealth Group Incorporated		
		.00000	98-1403634				Bordeaux (Barbados) Holdings III, SRL	.BRB	NIA	Bordeaux (Barbados) Holdings II, SRL	Ownership	100.000	UnitedHealth Group Incorporated		5
		.00000	98-1398490				Bordeaux Holding SpA	.CHL	NIA	Aquitania Chilean Holding SpA	Ownership	100.000	UnitedHealth Group Incorporated		
		.00000	82-3147824				Bordeaux International Holdings, Inc.		NIA	UnitedHealth Group Incorporated	Ownership	100.000	UnitedHealth Group Incorporated		
		.00000	98-1390574				Bordeaux UK Holdings I Limited	.GBR	NIA	Bordeaux International Holdings, Inc.	Ownership	100.000	UnitedHealth Group Incorporated		2
		.00000	98-1391914				Bordeaux UK Holdings II Limited	.GBR	NIA	Bordeaux UK Holdings I Limited	Ownership	100.000	UnitedHealth Group Incorporated		
		.00000	98-1389224				Bordeaux UK Holdings III Limited	.GBR	NIA	Bordeaux UK Holdings II Limited	Ownership	100.000	UnitedHealth Group Incorporated		
		.00000	45-4147343				BOSC Holdings, LLC		NIA	SCA BOSC Holdings, LLC	Influence	49.000	UnitedHealth Group Incorporated		5
		.00000	98-1112673				Bosque Medical Center Ltda.	.BRA	NIA	Amil Assistência Médica Internacional S.A.	Ownership	82.581	UnitedHealth Group Incorporated		
		.00000	98-1112673				Bosque Medical Center Ltda.	.BRA	NIA	Esho – Empresa de Serviços Hospitalares S.A.	Ownership	17.419	UnitedHealth Group Incorporated		
		.00000	20-2387834				Brandon Ambulatory Surgery Center, LLC	.FL	NIA	SCA-Brandon, LLC	Ownership	54.540	UnitedHealth Group Incorporated		2
		.00000	11-2997132				BriovaRx Infusion Services 100, Inc.	.NY	NIA	BriovaRx Infusion Services, Inc.	Ownership	100.000	UnitedHealth Group Incorporated		
		.00000	11-3485985				BriovaRx Infusion Services 101, Inc.	.NY	NIA	BriovaRx Infusion Services 100, Inc.	Ownership	100.000	UnitedHealth Group Incorporated		
		.00000	90-0884047				BriovaRx Infusion Services 102, LLC	.DE	NIA	BriovaRx Infusion Services, Inc.	Ownership	100.000	UnitedHealth Group Incorporated		
		.00000	27-1533840				BriovaRx Infusion Services 103, LLC	.DE	NIA	Serquinox Holdings LLC	Ownership	100.000	UnitedHealth Group Incorporated		
		.00000	57-0861358				BriovaRx Infusion Services 200, Inc.	.SC	NIA	Ambient Healthcare, Inc.	Ownership	100.000	UnitedHealth Group Incorporated		
		.00000	55-0802777				BriovaRx Infusion Services 201, Inc.	.FL	NIA	Ambient Healthcare, Inc.	Ownership	100.000	UnitedHealth Group Incorporated		
		.00000	20-4881413				BriovaRx Infusion Services 202, Inc.	.FL	NIA	Ambient Healthcare, Inc.	Ownership	100.000	UnitedHealth Group Incorporated		
		.00000	33-1012700				BriovaRx Infusion Services 203, Inc.	.FL	NIA	Ambient Healthcare, Inc.	Ownership	100.000	UnitedHealth Group Incorporated		
		.00000	55-0802774				BriovaRx Infusion Services 204, Inc.	.FL	NIA	Ambient Healthcare, Inc.	Ownership	100.000	UnitedHealth Group Incorporated		
		.00000	26-3738273				BriovaRx Infusion Services 205, Inc.	.FL	NIA	Ambient Healthcare, Inc.	Ownership	100.000	UnitedHealth Group Incorporated		
		.00000	63-1284325				BriovaRx Infusion Services 206, Inc.	.AL	NIA	Ambient Healthcare, Inc.	Ownership	100.000	UnitedHealth Group Incorporated		
		.00000	63-0964525				BriovaRx Infusion Services 207, Inc.	.AL	NIA	BriovaRx Infusion Services 206, Inc.	Ownership	100.000	UnitedHealth Group Incorporated		
		.00000	20-4963945				BriovaRx Infusion Services 208, Inc.	.NC	NIA	Ambient Healthcare, Inc.	Ownership	100.000	UnitedHealth Group Incorporated		

SCHEDULE Y
PART 1A - DETAIL OF INSURANCE HOLDING COMPANY SYSTEM

1	2	3	4	5	6	7	8	9	10	11	12	13	14	15	16
Group Code	Group Name	NAIC Company Code	ID Number	Federal RSSD	CIK	Name of Securities Exchange if Publicly Traded (U.S. or International)	Names of Parent, Subsidiaries Or Affiliates	Domi-ciliary Location	Relation-ship to Reporting Entity	Directly Controlled by (Name of Entity/Person)	Type of Control (Ownership, Board, Management, Attorney-in-Fact, Influence, Other)	If Control is Owner-ship Provide Per-centage	Ultimate Controlling Entity(ies)/Person(s)	Is an SCA Filing Re-quired? (Y/N)	*
		.00000	55-0802779				BriovaRx Infusion Services 209, Inc.	.GA	NIA	Ambient Healthcare, Inc.	Ownership	100.000	UnitedHealth Group Incorporated		
		.00000	75-2196224				BriovaRx Infusion Services 301, LP	.OK	NIA	BriovaRx Infusion Services, Inc.	Ownership	99.950	UnitedHealth Group Incorporated		
		.00000	75-2196224				BriovaRx Infusion Services 301, LP	.OK	NIA	BriovaRx Infusion Services 305, LLC	Ownership	0.050	UnitedHealth Group Incorporated		
		.00000	27-0668812				BriovaRx Infusion Services 302, LLC	.NE	NIA	BriovaRx Infusion Services, Inc.	Ownership	100.000	UnitedHealth Group Incorporated		
		.00000	26-2565032				BriovaRx Infusion Services 305, LLC	.DE	NIA	BriovaRx Infusion Services, Inc.	Ownership	100.000	UnitedHealth Group Incorporated		
		.00000	20-3741084				BriovaRx Infusion Services 308, LLC	.AZ	NIA	SCP Specialty Infusion, LLC	Ownership	100.000	UnitedHealth Group Incorporated		
		.00000	02-0653265				BriovaRx Infusion Services 401, LLC	.CA	NIA	SCP Specialty Infusion, LLC	Ownership	100.000	UnitedHealth Group Incorporated		
		.00000	26-4312858				BriovaRx Infusion Services 402, LLC	.CA	NIA	SCP Specialty Infusion, LLC	Ownership	100.000	UnitedHealth Group Incorporated		
		.00000	47-0941801				BriovaRx Infusion Services 403, LLC	.CA	NIA	SCP Specialty Infusion, LLC	Ownership	100.000	UnitedHealth Group Incorporated		
		.00000	93-1103256				BriovaRx Infusion Services 404, LLC	.OR	NIA	SCP Specialty Infusion, LLC	Ownership	100.000	UnitedHealth Group Incorporated		
		.00000	27-3918706				BriovaRx Infusion Services, Inc.	.DE	NIA	AxelaCare, LLC	Ownership	100.000	UnitedHealth Group Incorporated		
		.00000	20-4515146				BriovaRx of California, Inc.	.CA	NIA	Salveo Specialty Pharmacy, Inc.	Ownership	100.000	UnitedHealth Group Incorporated		
		.00000	11-3647935				BriovaRx of Florida, Inc.	.DE	NIA	OptumRx PBM of Illinois, Inc.	Ownership	100.000	UnitedHealth Group Incorporated		
		.00000	27-1930321				BriovaRx of Georgia, LLC	.AL	NIA	BriovaRx, LLC	Ownership	100.000	UnitedHealth Group Incorporated		
		.00000	46-2731176				BriovaRx of Indiana, LLC	.IN	NIA	OptumRx PBM of Illinois, Inc.	Ownership	100.000	UnitedHealth Group Incorporated		
		.00000	46-2790537				BriovaRx of Louisiana, L.L.C.	.LA	NIA	BriovaRx, LLC	Ownership	100.000	UnitedHealth Group Incorporated		
		.00000	01-0516051				BriovaRx of Maine, Inc.	.ME	NIA	OptumRx PBM of Illinois, Inc.	Ownership	100.000	UnitedHealth Group Incorporated		
		.00000	27-3331130				BriovaRx of Massachusetts, LLC	.MA	NIA	OptumRx PBM of Illinois, Inc.	Ownership	100.000	UnitedHealth Group Incorporated		5
		.00000	45-2532834				BriovaRx of Nevada, LLC	.NV	NIA	OptumRx PBM of Illinois, Inc.	Ownership	100.000	UnitedHealth Group Incorporated		
		.00000	74-3103518				BriovaRx of New York, Inc.	.NY	NIA	Salveo Specialty Pharmacy, Inc.	Ownership	100.000	UnitedHealth Group Incorporated		
		.00000	20-2719823				BriovaRx of Texas, Inc.	.TX	NIA	BriovaRx of Florida, Inc.	Ownership	100.000	UnitedHealth Group Incorporated		
		.00000	82-4030553				BriovaRx Specialty, LLC	.DE	NIA	OptumRx Administrative Services, LLC	Ownership	100.000	UnitedHealth Group Incorporated		
		.00000	55-0824381				BriovaRx, LLC	.AL	NIA	BriovaRx of Maine, Inc.	Ownership	100.000	UnitedHealth Group Incorporated		5
		.00000	45-2314634				BSC Holdings, LLC	.IN	NIA	SCA Indiana Holdings, LLC	Influence	49.000	UnitedHealth Group Incorporated		5
		.00000	47-4278378				Cabin Enterprises, LLC	.DE	NIA	Cabin Holdings, LLC	Ownership	100.000	UnitedHealth Group Incorporated		
		.00000	47-4264867				Cabin Holdings, LLC	.DE	NIA	OptumHealth Holdings, LLC	Ownership	100.000	UnitedHealth Group Incorporated		
		.00000	61-1732160				California MedTrans Network IPA LLC	.CA	NIA	California MedTrans Network MSO LLC	Ownership	100.000	UnitedHealth Group Incorporated		
.0707	UnitedHealth Group Incorporated	.00000	36-4780748				California MedTrans Network MSO LLC	.CA	NIA	National MedTrans, LLC	Ownership	100.000	UnitedHealth Group Incorporated		
.0707	UnitedHealth Group Incorporated	.00000	81-0881243				Californian Spring Holdings, PC	.CA	OTH	Physician(s) owned	Influence	0.000	UnitedHealth Group Incorporated		4
.0707	UnitedHealth Group Incorporated	.00000	52-1597478				Camp Hill Ambulatory Centers		NIA	Camp Hill-SCA Centers, LLC	Influence	49.000	UnitedHealth Group Incorporated		5
		.00000	52-1597484				Camp Hill-SCA Centers, LLC		NIA	SC Affiliates, LLC	Ownership	100.000	UnitedHealth Group Incorporated		2
		.00000	27-3955254				Capital City Medical Group, L.L.C.		NIA	UnitedHealthcare, Inc.	Ownership	100.000	UnitedHealth Group Incorporated		2
		.00000	46-1981651				Cardio Management, Inc.	.DE	NIA	OrthoNet Holdings, Inc.	Ownership	100.000	UnitedHealth Group Incorporated		2
		.00000	20-8375685				Care Improvement Plus Group Management, LLC	.MD	NIA	XLHealth Corporation	Ownership	100.000	UnitedHealth Group Incorporated		
.0707	UnitedHealth Group Incorporated	.12558	45-4976934				Care Improvement Plus of Texas Insurance Company		IA	XLHealth Corporation	Ownership	100.000	UnitedHealth Group Incorporated		
.0707	UnitedHealth Group Incorporated	.12567	20-3888112				Care Improvement Plus South Central Insurance Company		IA	XLHealth Corporation	Ownership	100.000	UnitedHealth Group Incorporated		
.0707	UnitedHealth Group Incorporated	.14041	27-5038136				Care Improvement Plus Wisconsin Insurance Company		IA	XLHealth Corporation	Ownership	100.000	UnitedHealth Group Incorporated		
		.00000	98-1328471				Casa de Saúde Santa Therezinha S.A.	.BRA	NIA	Hospital Alvorada de Taguatinga Ltda.	Ownership	99.990	UnitedHealth Group Incorporated		2
		.00000	98-1328471				Casa de Saúde Santa Therezinha S.A.	.BRA	NIA	S.A.	Ownership	0.000	UnitedHealth Group Incorporated		2
		.00000	82-5207935				Castle Rock SurgiCenter, LLC		NIA	SCA-Castle Rock, LLC	Ownership	55.000	UnitedHealth Group Incorporated		2
		.00000	20-5807941				Catalyst360, LLC		NIA	Optum Services, Inc.	Ownership	100.000	UnitedHealth Group Incorporated		
		.00000					Catamaran Finance (Ireland) Unlimited Company	.IRL	NIA	Catamaran S.á.r.l.	Ownership	100.000	UnitedHealth Group Incorporated		
		.00000	98-1069737				Catamaran S.á.r.l.	.LUX	NIA	UnitedHealthcare Europe S.á r.l.	Ownership	100.000	UnitedHealth Group Incorporated		
		.00000					CDC Holdings Colombia S.A.S.	.COL	NIA	Bordeaux UK Holdings II Limited	Ownership	100.000	UnitedHealth Group Incorporated		
		.00000	27-2533497				Cedar Park Surgery Center, LLC		NIA	SCA Cedar Park Holdings, LLC	Ownership	51.931	UnitedHealth Group Incorporated		2
		.00000	98-1111491				Cemed Care – Empresa de Atendimento Clínico Geral Ltda.	.BRA	NIA	Anil Assistência Médica Internacional S.A.	Ownership	99.990	UnitedHealth Group Incorporated		2
		.00000	98-1111491				Cemed Care – Empresa de Atendimento Clínico Geral Ltda.	.BRA	NIA	Esho – Empresa de Serviços Hospitalares S.A.	Ownership	0.000	UnitedHealth Group Incorporated		2

SCHEDULE Y
PART 1A - DETAIL OF INSURANCE HOLDING COMPANY SYSTEM

1	2	3	4	5	6	7	8	9	10	11	12	13	14	15	16
Group Code	Group Name	NAIC Company Code	ID Number	Federal RSSD	CIK	Name of Securities Exchange if Publicly Traded (U.S. or International)	Names of Parent, Subsidiaries Or Affiliates	Domi-ciliary Location	Relation-ship to Reporting Entity	Directly Controlled by (Name of Entity/Person)	Type of Control (Ownership, Board, Management, Attorney-in-Fact, Influence, Other)	If Control is Owner-ship Provide Percen-tage	Ultimate Controlling Entity(ies)/Person(s)	Is an SCA Filing Re-quired? (Y/N)	*
		.00000	33-0483510				Centers for Family Medicine, GP		OTH	MHIPA Physician Two Holdco	Influence	0.000	UnitedHealth Group Incorporated		4
		.00000	33-0483510				Centers for Family Medicine, GP		OTH	MH Physician Three Holdco	Influence	0.000	UnitedHealth Group Incorporated		4
		.00000	98-1448150				Central de Compras SpA	.CHL	NIA	Inversiones Clínicas Santa María S.A.	Ownership	100.000	UnitedHealth Group Incorporated		
		.00000	45-4131797				Central Indiana Care Organization, LLC		NIA	AHN Target Holdings, LLC	Ownership	100.000	UnitedHealth Group Incorporated		1
		.00000	45-5600514				Central Ohio Care Organization, LLC		NIA	AHN Target Holdings, LLC	Ownership	100.000	UnitedHealth Group Incorporated		
		.00000	30-1080342				CentrifyHealth, LLC		NIA	UnitedHealth Group Incorporated	Ownership	100.000	UnitedHealth Group Incorporated		
		.00000					CentriHealth UK Limited	.GBR	NIA	CentrifyHealth, LLC	Ownership	100.000	UnitedHealth Group Incorporated		2
		.00000					Centro de Entrenamiento en Reanimación y Prevención Limitada (CERP)	.CHL	NIA	Clínica Dávila y Servicios Médicos S.A.	Ownership	99.000	UnitedHealth Group Incorporated		
		.00000					Centro de Entrenamiento en Reanimación y Prevención Limitada (CERP)	.CHL	NIA	Servicios Integrados de Salud Ltda.	Ownership	1.000	UnitedHealth Group Incorporated		
		.00000	98-1450490				Centro de Servicios Compartidos Banmédica S.A.	.CHL	NIA	Banmédica S.A.	Ownership	99.900	UnitedHealth Group Incorporated		1
		.00000					Centro Médico Hospitalar Pitangueiras Ltda.	.BRA	NIA	Esho – Empresa de Serviços Hospitalares S.A.	Ownership	100.000	UnitedHealth Group Incorporated		2
		.00000					Centro Médico Hospitalar Pitangueiras Ltda.	.BRA	NIA	Hospital Alvorada de Taguatinga Ltda.	Ownership	0.001	UnitedHealth Group Incorporated		5
		.00000	98-1457197				Centro Médico Odontológico Americano S.A.C.	.PER	NIA	Pacifico S.A. Entidad Prestadora de Salud	Ownership	80.000	UnitedHealth Group Incorporated		1
		.00000	98-1310461				Centro Médico PJ Ltda.	.BRA	NIA	Esho – Empresa de Serviços Hospitalares S.A.	Ownership	100.000	UnitedHealth Group Incorporated		
		.00000	98-1310461				Centro Médico PJ Ltda.	.BRA	NIA	Hospital Alvorada de Taguatinga Ltda.	Ownership	0.001	UnitedHealth Group Incorporated		2
		.00000	98-1451635				Centromed Quilpué S.A.	.CHL	NIA	Administradora Médica Centromed S.A.	Ownership	93.450	UnitedHealth Group Incorporated		2
		.00000					Centros Médicos y Dentales Multimed Ltda.	.CHL	NIA	Onesa S.A.	Ownership	99.990	UnitedHealth Group Incorporated		2
		.00000					Centros Médicos y Dentales Multimed Ltda.	.CHL	NIA	Clínica Dávila y Servicios Médicos S.A.	Ownership	0.010	UnitedHealth Group Incorporated		5
		.00000	47-4823023				Centura-SCA Holdings, LLC		NIA	Surgery Center of Colorado Springs, LLC	Influence	34.760	UnitedHealth Group Incorporated		5
		.00000	46-1454664				Channel Islands Surgicenter Properties, LLC		NIA	SCA Holding Company, Inc.	Ownership	62.743	UnitedHealth Group Incorporated		2
		.00000	58-1709761				Charleston Surgery Center Limited Partnership		NIA	SCA-Charleston, LLC	Influence	20.343	UnitedHealth Group Incorporated		5
		.00000	82-3973199				Charleston Surgery Properties, LLC		NIA	SCA-Charleston, LLC	Ownership	50.850	UnitedHealth Group Incorporated		2
		.00000	62-1262567				Charlotte-SC, LLC		NIA	SC Affiliates, LLC	Ownership	100.000	UnitedHealth Group Incorporated		
		.00000	26-2389638				Childrens Surgery Center, LLC		NIA	SCA-Central Florida, LLC	Ownership	52.202	UnitedHealth Group Incorporated		2
		.00000	98-1093539				ChinaGate (Hong Kong) Limited	.CHN	NIA	Optum, Inc.	Ownership	100.000	UnitedHealth Group Incorporated		1
		.00000	62-1510209				Citrus Regional Surgery Center, L.P.		NIA	SCA-Citrus, Inc.	Ownership	57.000	UnitedHealth Group Incorporated		2
		.00000	20-3742012				Cleburne Surgical Center, LLC		NIA	THR-SCA Holdings, LLC	Influence	51.000	UnitedHealth Group Incorporated		5
		.00000	98-1459640				Clínica Alameda S.A.	.CHL	NIA	Vidaíntegra S.A.	Ownership	99.841	UnitedHealth Group Incorporated		2
		.00000	98-1459640				Clínica Alameda S.A.	.CHL	NIA	Saden S.A.	Ownership	0.159	UnitedHealth Group Incorporated		1
		.00000	98-1443171				Clínica Bio Bio S.A.	.CHL	NIA	Inversiones Clínicas Santa María S.A.	Ownership	100.000	UnitedHealth Group Incorporated		1
		.00000	98-1442191				Clínica Ciudad del Mar S.A.	.CHL	NIA	Inversiones Clínicas Santa María S.A.	Ownership	100.000	UnitedHealth Group Incorporated		1
		.00000	98-1446132				Clínica Dávila y Servicios Médicos S.A.	.CHL	NIA	Banmédica S.A.	Ownership	99.991	UnitedHealth Group Incorporated		2
		.00000	98-1446132				Clínica Dávila y Servicios Médicos S.A.	.CHL	NIA	Clínica Santa María S.A.	Ownership	0.009	UnitedHealth Group Incorporated		
		.00000					Clínica del Country S.A.	.COL	NIA	Banmédica Internacional SpA	Ownership	50.000	UnitedHealth Group Incorporated		1
		.00000	98-1350667				Clínica Médico Cirúrgica de Santa Tecla, S.A.	.PRT	NIA	Lusíadas, SGPS, S.A.	Ownership	100.000	UnitedHealth Group Incorporated		
		.00000	98-1337965				Clínica Oftalmologica Danilo de Castro Sociedade Simples	.BRA	NIA	Hospital Alvorada de Taguatinga Ltda.	Ownership	99.660	UnitedHealth Group Incorporated		2
		.00000	98-1337965				Clínica Oftalmologica Danilo de Castro Sociedade Simples	.BRA	NIA	Lotten-Eyes Oftalmologia Clínica e Cirurgica Ltda.	Ownership	0.333	UnitedHealth Group Incorporated		2
		.00000					Clínica San Borja (La Esperanza del Perú S.A.)	.PER	NIA	Pacifico S.A. Entidad Prestadora de Salud	Ownership	99.990	UnitedHealth Group Incorporated		1
		.00000	98-1462343				Clínica San Felipe S.A.	.PER	NIA	Pacifico S.A. Entidad Prestadora de Salud	Ownership	93.740	UnitedHealth Group Incorporated		1
		.00000	98-1455936				Clínica Sánchez Ferrer S.A.	.PER	NIA	Pacifico S.A. Entidad Prestadora de Salud	Ownership	99.990	UnitedHealth Group Incorporated		1
		.00000	98-1442754				Clínica Santa María S.A.	.CHL	NIA	Banmédica S.A.	Ownership	99.433	UnitedHealth Group Incorporated		2
		.00000	98-1442745				Clínica Vespucio S.A.	.CHL	NIA	Inversiones Clínicas Santa María S.A.	Ownership	100.000	UnitedHealth Group Incorporated		
		.00000	20-2236024				Clinton Partners, LLC	.MI	NIA	HFHS-SCA Holdings, LLC	Influence	51.780	UnitedHealth Group Incorporated		5
		.00000	98-1350671				CLISA – Clínica de Santo António, S.A.	.PRT	NIA	Lusíadas, SGPS, S.A.	Ownership	100.000	UnitedHealth Group Incorporated		

SCHEDULE Y
PART 1A - DETAIL OF INSURANCE HOLDING COMPANY SYSTEM

1	2	3	4	5	6	7	8	9	10	11	12	13	14	15	16
Group Code	Group Name	NAIC Company Code	ID Number	Federal RSSD	CIK	Name of Securities Exchange if Publicly Traded (U.S. or International)	Names of Parent, Subsidiaries Or Affiliates	Domi-ciliary Location	Relation-ship to Reporting Entity	Directly Controlled by (Name of Entity/Person)	Type of Control (Ownership, Board, Management, Attorney-in-Fact, Influence, Other)	If Control is Owner-ship Provide Percen-tage	Ultimate Controlling Entity(ies)/Person(s)	Is an SCA Filing Re-quired? (Y/N)	*
		.00000	98-1337968				CMO – Centro Médico de Oftalmologia S/S Ltda.	.BRA	.NIA	Hospital Alvorada de Taguatinga Ltda.	Ownership	99.000	UnitedHealth Group Incorporated		
		.00000	98-1337968				CMO – Centro Médico de Oftalmologia S/S Ltda.	.BRA	.NIA	Lotten-Eyes Oftalmologia Clinica e Cirurgica Ltda.	Ownership	1.000	UnitedHealth Group Incorporated		2
		.00000	98-1277015				CMS – Central de Manipulação e Serviços Farmacêuticos S.A.	.BRA	.NIA	COI – Clínicas Oncológicas Integradas S.A.	Ownership	100.000	UnitedHealth Group Incorporated		
		.00000	71-0873411				CNIC Health Solutions, Inc.	.CO	.NIA	Rocky Mountain Health Maintenance Organization, Incorporated	Ownership	100.000	UnitedHealth Group Incorporated		
		.00000	56-2674371				Coachella Valley Physicians of PrimeCare, Inc.	.CA	.NIA	PrimeCare Medical Network, Inc.	Ownership	100.000	UnitedHealth Group Incorporated		
		.00000	27-1193028				Coalition for Advanced Pharmacy Services, Inc.		.NIA	OptumRx Health Solutions, LLC	Ownership	93.266	UnitedHealth Group Incorporated		2
		.00000	27-1193028				Coalition for Advanced Pharmacy Services, Inc.	.DE	.NIA	OptumRx PBM of Maryland, LLC	Ownership	5.341	UnitedHealth Group Incorporated		2
		.00000	27-1193028				Coalition for Advanced Pharmacy Services, Inc.	.DE	.NIA	Optum Hospice Pharmacy Services, LLC	Ownership	1.277	UnitedHealth Group Incorporated		
		.00000	27-1193028				Coalition for Advanced Pharmacy Services, Inc.	.DE	.NIA	OptumRx Home Delivery of Ohio, LLC	Ownership	0.116	UnitedHealth Group Incorporated		2
		.00000	98-1276040				COI – Clínicas Oncológicas Integradas S.A.	.BRA	.NIA	COI Participações S.A.	Ownership	100.000	UnitedHealth Group Incorporated		
		.00000	98-1275801				COI Participações S.A.	.BRA	.NIA	Esho – Empresa de Serviços Hospitalares S.A.	Ownership	89.102	UnitedHealth Group Incorporated		2
		.00000	27-2337616				Collaborative Care Holdings, LLC		.NIA	OptumHealth Holdings, LLC	Ownership	100.000	UnitedHealth Group Incorporated		
		.00000	27-2337487				Collaborative Care Services, Inc.		.NIA	Collaborative Care Holdings, LLC	Ownership	100.000	UnitedHealth Group Incorporated		
		.00000	45-2614005				Collaborative Realty, LLC	.NY	.NIA	Collaborative Care Holdings, LLC	Ownership	100.000	UnitedHealth Group Incorporated		
		.00000					Colmedica Medicina Prepagada	.COL	.NIA	Banmedica S.A.	Ownership	76.270	UnitedHealth Group Incorporated		2
		.00000	84-1160450				Colorado Springs Surgery Center, Ltd.		.NIA	SCA-Colorado Springs, LLC	Ownership	95.000	UnitedHealth Group Incorporated		2
		.00000	11-3647007				Comfort Care Transportation, LLC	.TX	.NIA	WellMed Medical Management, Inc.	Ownership	100.000	UnitedHealth Group Incorporated		
		.00000	06-1592173				Connecticut Surgery Center, Limited Partnership	.CT	.NIA	Connecticut Surgical Center, LLC	Ownership	51.000	UnitedHealth Group Incorporated		2
		.00000	26-1313646				Connecticut Surgery Properties, LLC	.DE	.NIA	Connecticut Surgical Center, LLC	Ownership	100.000	UnitedHealth Group Incorporated		
		.00000	06-1156342				Connecticut Surgical Center, LLC	.DE	.NIA	Surgical Care Affiliates, LLC	Ownership	73.039	UnitedHealth Group Incorporated		2
		.00000	98-1448720				Constructora e Inmobiliaria Magapoq S.A.	.CHL	.NIA	Banmedica S.A.	Ownership	99.900	UnitedHealth Group Incorporated		
.0707	UnitedHealth Group Incorporated	.00000	98-1448720				Constructora e Inmobiliaria Magapoq S.A.	.CHL	.NIA	Inmobiliaria Apoquindo 3600 Ltda.	Ownership	0.100	UnitedHealth Group Incorporated		
		.00000	20-0231080				Consumer Wellness Solutions, Inc.	.DE	.NIA	Optum Services, Inc.	Ownership	100.000	UnitedHealth Group Incorporated		
		.00000	20-2595593				Corpus Christi Endoscopy Center, L.L.P.	.TX	.NIA	SCA Pacific Holdings, Inc.	Influence	18.500	UnitedHealth Group Incorporated		5
		.00000					Country Scan Ltda.	.COL	.NIA	Patrimonio Autónomo Nueva Clínica – PANC.	Ownership	51.800	UnitedHealth Group Incorporated		2
		.00000	26-0080565				Cypress Care, Inc.		.NIA	Healthcare Solutions, Inc.	Ownership	100.000	UnitedHealth Group Incorporated		2
		.00000	63-1263704				Danbury Surgical Center, L.P.		.NIA	SCA Danbury Surgical Center, LLC	Ownership	50.419	UnitedHealth Group Incorporated		2
		.00000					David Moen, M.D. P.C.	.OTH	.OTH	Orthology, Inc.	Influence	0.000	UnitedHealth Group Incorporated		4
		.00000	45-2380022				David R. Ferrell, M.D., P.C.	.NV	.OTH	Physician(s) owned	Influence	0.000	UnitedHealth Group Incorporated		4
		.00000					Day-Op Center of Long Island Inc.		.OTH	Physician(s) owned	Influence	0.000	UnitedHealth Group Incorporated		4
		.00000					Day-Op Surgery Consulting Company, LLC	.DE	.NIA	ProHEALTH Medical Management, LLC	Ownership	100.000	UnitedHealth Group Incorporated		
		.00000	52-1811176				DBP Services of New York IPA, Inc.		.NIA	Dental Benefit Providers, Inc.	Ownership	100.000	UnitedHealth Group Incorporated		1
		.00000					Dental Benefit Providers of California, Inc.								
		.00000	52-1452809					.CA	.IA	Dental Benefit Providers, Inc.	Ownership	100.000	UnitedHealth Group Incorporated		2
.0707	UnitedHealth Group Incorporated	.52053	36-4008355				Dental Benefit Providers of Illinois, Inc.	.IL	.IA	Dental Benefit Providers, Inc.	Ownership	100.000	UnitedHealth Group Incorporated		2
		.00000	41-2014834				Dental Benefit Providers, Inc.	.DE	.NIA	United HealthCare Services, Inc.	Ownership	100.000	UnitedHealth Group Incorporated		2
		.00000	47-0926556				Denton Surgery Center, LLC	.TX	.NIA	THR-SCA Holdings, LLC	Influence	63.995	UnitedHealth Group Incorporated		5
		.00000	82-1436601				Derry Surgical Center, LLC	.NH	.NIA	SCA-Derry, LLC	Ownership	71.000	UnitedHealth Group Incorporated		2
		.00000	98-1460401				Diagnóstico Ecotomográfico Centromed Ltda.	.CHL	.NIA	Administradora Médica Centromed S.A.	Ownership	50.000	UnitedHealth Group Incorporated		2
		.00000	98-1460347				Diasnóstico por Imágenes Centromed Ltda.	.CHL	.NIA	Administradora Médica Centromed S.A.	Ownership	93.340	UnitedHealth Group Incorporated		
		.00000	98-1460347				Diasnóstico por Imágenes Centromed Ltda.	.CHL	.NIA	Centromed Quipué S.A.	Ownership	6.660	UnitedHealth Group Incorporated		2
		.00000	33-0292435				Digestive Disease Center, L.P.	.CA	.NIA	Beach Surgical Holdings LLC	Influence	51.000	UnitedHealth Group Incorporated		5

SCHEDULE Y
PART 1A - DETAIL OF INSURANCE HOLDING COMPANY SYSTEM

1	2	3	4	5	6	7	8	9	10	11	12	13	14	15	16
Group Code	Group Name	NAIC Company Code	ID Number	Federal RSSD	CIK	Name of Securities Exchange if Publicly Traded (U.S. or International)	Names of Parent, Subsidiaries Or Affiliates	Domi-ciliary Location	Relation-ship to Reporting Entity	Directly Controlled by (Name of Entity/Person)	Type of Control (Ownership, Board, Management, Attorney-in-Fact, Influence, Other)	If Control is Owner-ship Provide Percen-tage	Ultimate Controlling Entity(ies)/Person(s)	Is an SCA Filing Re-quired? (Y/N)	*
		.00000	98-1285762				Dilab Medicina Nuclear Ltda.	.BRA	NIA	Esho – Empresa de Serviços Hospitalares S.A.	Ownership	95.000	UnitedHealth Group Incorporated		2
		.00000	30-0238641				Distance Learning Network, Inc.		NIA	OptumHealth Holdings, LLC	Ownership	100.000	UnitedHealth Group Incorporated		
		.00000					Doctor + S.A.C.	.PER	NIA	Pacifico S.A. Entidad Prestadora de Salud	Ownership	99.900	UnitedHealth Group Incorporated		1
		.00000	82-5264853				Dry Creek Surgery Center, LLC	.CO	NIA	SCA-DRY CREEK, LLC	Ownership	55.000	UnitedHealth Group Incorporated		2
		.00000	82-5181311				DTC Surgery Center, LLC	.CO	NIA	SCA-DTC Holdings, LLC	Ownership	55.000	UnitedHealth Group Incorporated		2
		.00000	27-2103713				Dublin Surgery Center, LLC		NIA	SCA-Dublin, LLC	Ownership	53.657	UnitedHealth Group Incorporated		2
		.00000					Duncan Printing Services, LLC	.SC	NIA	UnitedHealthcare Insurance Company	Ownership	100.000	UnitedHealth Group Incorporated		
		.00000	04-3106404				Durable Medical Equipment, Inc.	.MA	OTH	Physician(s) owned	Influence	0.000	UnitedHealth Group Incorporated		4
		.00000	59-3625966				DWIC of Tampa Bay, Inc.		NIA	MedExpress Development, LLC	Ownership	100.000	UnitedHealth Group Incorporated		2
		.00000	59-3705426				E Street Endoscopy, LLC		NIA	West Coast Endoscopy Holdings, LLC	Ownership	51.000	UnitedHealth Group Incorporated		2
		.00000	95-4660712				Ear Professionals International Corporation	.DE	NIA	Specialty Benefits, LLC	Ownership	100.000	UnitedHealth Group Incorporated		
		.00000	02-0593133				East Brunswick Surgery Center, LLC		NIA	ASC Holdings of New Jersey, LLC	Ownership	51.000	UnitedHealth Group Incorporated		2
		.00000	71-0923682				eCode Solutions, LLC		NIA	Surgical Care Affiliates, LLC	Ownership	100.000	UnitedHealth Group Incorporated		2
		.00000	84-1162764				Electronic Network Systems, Inc.	.DE	NIA	OptumInsight, Inc.	Ownership	100.000	UnitedHealth Group Incorporated		
		.00000	98-1339173				Elual Participações S.A.	.BRA	NIA	Anil Assistência Médica Internacional S.A.	Ownership	60.000	UnitedHealth Group Incorporated		2
		.00000	98-1339173				Elual Participações S.A.	.BRA	NIA	Esho – Empresa de Serviços Hospitalares S.A.	Ownership	40.000	UnitedHealth Group Incorporated		
		.00000					Empire Physician Management Company, LLC	.CA	NIA	North American Medical Management	Ownership	100.000	UnitedHealth Group Incorporated		
		.00000	33-0181426				Empire Physicians' Medical Group, Inc.	.CA	NIA	California, Inc.	Influence	100.000	UnitedHealth Group Incorporated		5
		.00000					Empremédica S. A.	.PER	NIA	NAMM Medical Group Holdings, Inc.	Ownership	99.990	UnitedHealth Group Incorporated		1
		.00000	47-3495605				Endoscopy Center Affiliates, Inc.	.DE	NIA	Banmédica S.A.	Ownership	100.000	UnitedHealth Group Incorporated		5
		.00000					EP Campus I, LLC	.DE	NIA	National Surgery Centers, LLC	Ownership	100.000	UnitedHealth Group Incorporated		
		.00000					Esho – Empresa de Serviços Hospitalares S.A.		NIA	UnitedHealthcare Insurance Company	Ownership	99.667	UnitedHealth Group Incorporated		2
		.00000	98-1122399				Etho – Empresa de Tecnologia Hospitalar Ltda.	.BRA	NIA	Anil Assistência Médica Internacional S.A.	Ownership	90.060	UnitedHealth Group Incorporated		2
		.00000	86-0964571				Evercare Collaborative Solutions, Inc.	.DE	NIA	Ovations, Inc.	Ownership	100.000	UnitedHealth Group Incorporated		
		.00000	98-1111239				Excellion Serviços Biomédicos Ltda.	.BRA	NIA	Esho – Empresa de Serviços Hospitalares S.A.	Ownership	99.990	UnitedHealth Group Incorporated		2
		.00000	98-1111239				Excellion Serviços Biomédicos Ltda.	.BRA	NIA	Cemed Care – Empresa de Atendimento Clínico Geral Ltda.	Ownership	0.000	UnitedHealth Group Incorporated		2
		.00000	11-3669765				Executive Health Resources, Inc.	.PA	NIA	OptumInsight, Inc.	Ownership	100.000	UnitedHealth Group Incorporated		5
		.00000	30-0701899				Executive Surgery Center, LLC	.TX	NIA	SCA-Houston Executive, LLC	Ownership	54.090	UnitedHealth Group Incorporated		2
		.00000	98-1259260				Exploration for Mine Clearance LLC	.IRQ	NIA	UnitedHealthcare Global Medical (UK)	Ownership	100.000	UnitedHealth Group Incorporated		
		.00000	88-0223385				Family Health Care Services	.NV	NIA	Limited	Ownership	100.000	UnitedHealth Group Incorporated		2
		.00000	88-0257036				Family Home Hospice, Inc.	.NV	NIA	Sierra Health Services, Inc.	Ownership	100.000	UnitedHealth Group Incorporated		2
		.00000	56-1754482				Fayetteville Ambulatory Surgery Center, L.P.		NIA	Sierra Health Services, Inc.	Ownership	100.000	UnitedHealth Group Incorporated		2
		.00000	62-1551098				Florence Surgery Center, L.P.	.TN	NIA	NSC Fayetteville, LLC	Influence	46.244	UnitedHealth Group Incorporated		5
		.00000	32-0432993				Florida MedTrans Network LLC	.FL	NIA	SCA-Florence, LLC	Influence	30.000	UnitedHealth Group Incorporated		5
		.00000	36-4778512				Florida MedTrans Network MSO LLC		NIA	Florida MedTrans Network MSO LLC	Ownership	100.000	UnitedHealth Group Incorporated		
		.00000	35-2456267				FMG Holdings, LLC		NIA	National MedTrans, LLC	Ownership	100.000	UnitedHealth Group Incorporated		
		.00000	35-2456267				FMG Holdings, LLC		NIA	UnitedHealth Group Incorporated	Ownership	98.710	UnitedHealth Group Incorporated		
		.00000	86-0908902				For Health of Arizona, Inc.	.AZ	NIA	Hygeia Corporation	Ownership	1.290	UnitedHealth Group Incorporated		
		.00000	33-0766617				For Health, Inc.	.DE	NIA	For Health, Inc.	Ownership	100.000	UnitedHealth Group Incorporated		
		.00000	68-0088542				Fort Sutter Medical Building, a California Limited Partnership		NIA	Inspiris, Inc.	Ownership	100.000	UnitedHealth Group Incorporated		
		.00000	77-0368346				Fort Worth Endoscopy Centers, LLC	.TX	NIA	Surgery Centers-West Holdings, LLC	Influence	4.500	UnitedHealth Group Incorporated		5
		.00000	27-0695411				Fortify Technologies, LLC	.MN	NIA	THR-SCA Holdings, LLC	Influence	51.000	UnitedHealth Group Incorporated		5
		.00000	20-3412606				Franklin Surgical Center, LLC	.NJ	NIA	Savvysherpa, LLC	Ownership	100.000	UnitedHealth Group Incorporated		2
									NIA	SCA-Franklin, LLC	Ownership	54.290	UnitedHealth Group Incorporated		2

SCHEDULE Y
PART 1A - DETAIL OF INSURANCE HOLDING COMPANY SYSTEM

1	2	3	4	5	6	7	8	9	10	11	12	13	14	15	16
Group Code	Group Name	NAIC Company Code	ID Number	Federal RSSD	CIK	Name of Securities Exchange if Publicly Traded (U.S. or International)	Names of Parent, Subsidiaries Or Affiliates	Domi-ciliary Location	Relation-ship to Reporting Entity	Directly Controlled by (Name of Entity/Person)	Type of Control (Ownership, Board, Management, Attorney-in-Fact, Influence, Other)	If Control is Ownership Provide Per-centage	Ultimate Controlling Entity(ies)/Person(s)	Is an SCA Filing Re-quired? (Y/N)	*
		.00000	82-3453993				Freeway Surgicenter of Houston, LLC	.TX	NIA	SCA-Freeway Holdings, LLC	Ownership	59.320	UnitedHealth Group Incorporated		2
		.00000	98-1172769				Frontier Medex Tanzania Limited	.TZA	NIA	UnitedHealthcare Global Medical (UK) Limited	Ownership	99.000	UnitedHealth Group Incorporated		2
		.00000	68-0679514				FrontierMEDEX (RMS), Inc.	.DE	NIA	FMG Holdings, LLC	Ownership	100.000	UnitedHealth Group Incorporated		
		.00000	45-5339512				FrontierMEDEX Government Services, LLC	.DE	NIA	FMG Holdings, LLC	Ownership	100.000	UnitedHealth Group Incorporated		
		.00000	98-1147103				FrontierMEDEX Kenya Limited	.KEN	NIA	UnitedHealthcare Global Medical (UK) Limited	Ownership	99.900	UnitedHealth Group Incorporated		
		.00000	98-1147103				FrontierMEDEX Kenya Limited	.KEN	NIA	UnitedHealthcare International I B.V.	Ownership	0.100	UnitedHealth Group Incorporated		
		.00000	98-1101521				FrontierMEDEX Limited	.IRQ	NIA	UnitedHealthcare Global Medical (UK) Limited	Ownership	100.000	UnitedHealth Group Incorporated		
		.00000	33-1219808				FrontierMEDEX US, Inc.	.DE	NIA	FMG Holdings, LLC	Ownership	100.000	UnitedHealth Group Incorporated		
		.00000	52-2230470				FrontierMEDEX, Inc.	.MN	NIA	FrontierMEDEX US, Inc.	Ownership	100.000	UnitedHealth Group Incorporated		
		.00000					Fundación Bannédica	.CHL	NIA	Bannédica S.A.	Ownership	100.000	UnitedHealth Group Incorporated		
		.00000	63-0833765				Gadsden Surgery Center, LLC	.DE	NIA	SC Affiliates, LLC	Ownership	100.000	UnitedHealth Group Incorporated		5
		.00000	62-1488653				Gadsden Surgery Center, Ltd.	.AL	NIA	Gadsden Surgery Center, LLC	Ownership	58.500	UnitedHealth Group Incorporated		2
		.00000	62-1600268				Gainesville Surgery Center, L.P.	.TN	NIA	SCA-Northeast Georgia Health, LLC	Ownership	87.000	UnitedHealth Group Incorporated		2
		.00000					Gainesville Surgery Properties, LLC	.DE	NIA	Gainesville Surgery Center, L.P.	Ownership	100.000	UnitedHealth Group Incorporated		2
		.00000	46-1615328				Geisinger-SCA Holdings, LLC		NIA	SCA Pennsylvania Holdings, LLC	Influence	49.000	UnitedHealth Group Incorporated		5
		.00000	27-0556097				Genoa Healthcare LLC	.PA	NIA	Specialized Pharmaceuticals, Inc.	Ownership	100.000	UnitedHealth Group Incorporated		
		.00000	47-3851949				Genoa Healthcare, Inc.	.DE	NIA	OptumRx Holdings, LLC	Ownership	100.000	UnitedHealth Group Incorporated		
.0707	UnitedHealth Group Incorporated	.00000	20-5009764	3057283			Genoa of Arkansas, LLC	.AR	NIA	Genoa Healthcare LLC	Ownership	100.000	UnitedHealth Group Incorporated		
		.00000					Genoa Technology (Canada) Inc.	.CAN	NIA	Genoa Technology, Inc.	Ownership	100.000	UnitedHealth Group Incorporated		2
		.00000	38-4034308				Genoa Technology, Inc.	.DE	NIA	Genoa Healthcare LLC	Ownership	100.000	UnitedHealth Group Incorporated		5
		.00000	45-3010132				Genoa Telepsychiatry, Inc.	.DE	NIA	Genoa Healthcare LLC	Ownership	100.000	UnitedHealth Group Incorporated		2
		.00000	81-4703295				Genoa, QoL Wholesale, LLC	.DE	NIA	Genoa Healthcare LLC	Ownership	100.000	UnitedHealth Group Incorporated		5
		.00000	37-0920164				gethealthinsurance.com Agency Inc.	.IN	NIA	Golden Rule Financial Corporation	Ownership	100.000	UnitedHealth Group Incorporated		5
		.00000	65-1025514				Gladiolus Surgery Center, LLC	.FL	NIA	SCA-Gladiolus, LLC	Influence	45.981	UnitedHealth Group Incorporated		5
		.00000	47-3495605				GLBESC, LLC	.DE	NIA	Beach Surgical Holdings LLC	Influence	51.280	UnitedHealth Group Incorporated		5
		.00000	33-0595220				Glenwood Surgical Center, L.P.	.CA	NIA	Glenwood-SC, Inc.	Ownership	45.070	UnitedHealth Group Incorporated		2
		.00000	62-1601450				Glenwood-SC, Inc.	.TN	NIA	SC Affiliates, LLC	Ownership	100.000	UnitedHealth Group Incorporated		2
		.00000	98-1260839				GLGC Medical Ltd.	.CAN	NIA	UnitedHealthcare Global Canada Limited	Influence	49.000	UnitedHealth Group Incorporated		5
.0707	UnitedHealth Group Incorporated	.00000	20-3420886				Golden Outlook, Inc.	.CAN	NIA	Collaborative Care Holdings, LLC	Ownership	100.000	UnitedHealth Group Incorporated		
.0707	UnitedHealth Group Incorporated	.00000	37-0855360	3057283			Golden Rule Financial Corporation	.DE	NIA	UnitedHealth Group Incorporated	Ownership	100.000	UnitedHealth Group Incorporated		
		.62286	37-6028756				Golden Rule Insurance Company	.IN	IA	Golden Rule Financial Corporation	Ownership	100.000	UnitedHealth Group Incorporated		5
		.00000	33-0529450				Golden Triangle Surgicenter, L.P.	.CA	NIA	Surgery Centers-West Holdings, LLC	Ownership	72.000	UnitedHealth Group Incorporated		2
		.00000	52-1597483				Grandview Surgery Center, LTD.	.PA	NIA	Camp Hill Ambulatory Centers	Influence	41.993	UnitedHealth Group Incorporated		5
		.00000	93-1237063				GRANTS PASS SURGERY CENTER, LLC	.OR	NIA	SCA-GRANTS PASS, LLC	Ownership	51.000	UnitedHealth Group Incorporated		2
		.00000	81-4648930				Greater New Haven ASC, LLC	.CT	NIA	SCA-Handen, LLC	Influence	20.830	UnitedHealth Group Incorporated		5
		.00000	27-2337725				Greater Phoenix Collaborative Care, P.C.		OTH	Physician(s) owned	Influence	0.000	UnitedHealth Group Incorporated		4
.0707	UnitedHealth Group Incorporated	.00000	27-2337725				Greater Phoenix Collaborative Care, P.C.	.AZ	OTH	Collaborative Care Holdings, LLC	Influence	0.000	UnitedHealth Group Incorporated		4
		.00000	36-4053840				Greensboro Specialty Surgery Center, LLC	.NC	NIA	NSC Greensboro West, LLC	Influence	50.100	UnitedHealth Group Incorporated		5
		.00000	74-2411643				Greenville Surgery Center, LLC	.TX	NIA	THR-SCA Holdings, LLC	Influence	57.500	UnitedHealth Group Incorporated		5
		.00000	33-0749339				Grossmont Surgery Center, L.P.	.CA	NIA	Medical Surgical Centers of America, Inc.	Influence	33.280	UnitedHealth Group Incorporated		5
		.00000	33-0749339				Grossmont Surgery Center, L.P.	.CA	NIA	SunSurgery, LLC	Influence	1.000	UnitedHealth Group Incorporated		5
		.00000	01-0619096				Grove Place Surgery Center, L.L.C.		NIA	SCA-Grove Place, LLC	Ownership	52.580	UnitedHealth Group Incorporated		2
		.00000	98-0213198				H&W Indemnity (SPC), Ltd.	.CYM	NIA	UnitedHealth Group Incorporated	Ownership	100.000	UnitedHealth Group Incorporated		
		.00000	26-1227494				H.I. Investments Holding Company, LLC		NIA	Health Inventures, LLC	Ownership	100.000	UnitedHealth Group Incorporated		5
.0707	UnitedHealth Group Incorporated	.79480	35-1279304				Harken Health Insurance Company	.WI	IA	UnitedHealthcare, Inc.	Ownership	100.000	UnitedHealth Group Incorporated		5
		.00000	58-2065044				Hawthorn Place Outpatient Surgery Center, L.P.	.GA	NIA	SHC Hawthorn, Inc.	Influence	38.000	UnitedHealth Group Incorporated		5
		.00000	27-4579547				Hays Surgery Center, LLC		NIA	SCA Hays Holdings, LLC	Influence	27.270	UnitedHealth Group Incorporated		5
		.00000					hCentive, Inc.		NIA	Optum Government Solutions, Inc.	Ownership	100.000	UnitedHealth Group Incorporated		
		.00000	20-5944768				Health Inventures Employment Solutions, LLC	.DE	NIA	Health Inventures, LLC	Ownership	100.000	UnitedHealth Group Incorporated		
		.00000	04-3723090				Health Inventures, LLC		NIA	SC Affiliates, LLC	Ownership	100.000	UnitedHealth Group Incorporated		

SCHEDULE Y
PART 1A - DETAIL OF INSURANCE HOLDING COMPANY SYSTEM

1	2	3	4	5	6	7	8	9	10	11	12	13	14	15	16
Group Code	Group Name	NAIC Company Code	ID Number	Federal RSSD	CIK	Name of Securities Exchange if Publicly Traded (U.S. or International)	Names of Parent, Subsidiaries Or Affiliates	Domi-ciliary Loca-tion	Rela-tion-ship to Reporting Entity	Directly Controlled by (Name of Entity/Person)	Type of Control (Ownership, Board, Management, Attorney-in-Fact, Influence, Other)	If Control is Owner-ship Provide Percen-tage	Ultimate Controlling Entity(ies)/Person(s)	Is an SCA Filing Re-quired? (Y/N)	*
0707	UnitedHealth Group Incorporated	.00000	98-0153069				Health Net Services (Cayman) PIC	.CYM	NIA	H&W Indemnity (SPC), Ltd.	Ownership	100.000	UnitedHealth Group Incorporated		2
		.96342	88-0201035				Health Plan of Nevada, Inc.		IA	Sierra Health Services, Inc.	Ownership	100.000	UnitedHealth Group Incorporated		2
		.00000	95-4763349				HealthAllies, Inc.		NIA	OptumHealth Holdings, LLC	Ownership	100.000	UnitedHealth Group Incorporated		2
		.00000	77-0693060				Healthcare Solutions, Inc.		NIA	OptumRx Administrative Services, LLC	Ownership	100.000	UnitedHealth Group Incorporated		2
		.00000	20-3349887				HealthEast Surgery Center-Maplewood, LLC		NIA	H.I. Investments Holding Company, LLC	Influence	25.962	UnitedHealth Group Incorporated		5
		.00000					HealthFirst IPA, Inc.		NIA	New West Physicians, Inc.	Ownership	100.000	UnitedHealth Group Incorporated		
		.00000	98-1443161				Help S.A.	.CHL	NIA	Banmédica S.A.	Ownership	100.000	UnitedHealth Group Incorporated		
		.00000					Help Service S.A.	.CHL	NIA	Banmédica S.A.	Ownership	100.000	UnitedHealth Group Incorporated		2
		.00000					Hemonefro – Hemodiálise e Nefrologia Ltda	.BRA	NIA	Esho – Empresa de Serviços Hospitalares S.A.	Influence	28.500	UnitedHealth Group Incorporated		5
		.00000	46-5291602				HFHS-SCA Holdings, LLC		NIA	SC Affiliates, LLC	Influence	49.000	UnitedHealth Group Incorporated		5
		.00000	84-1472832				Highlands Ranch Healthcare, LLC		NIA	Urgent Care MSO, LLC	Ownership	100.000	UnitedHealth Group Incorporated		2
		.00000	98-1452260				Home Medical S.A.	.CHL	NIA	Help S.A.	Ownership	99.998	UnitedHealth Group Incorporated		
		.00000	98-1452260				Home Medical S.A.	.CHL	NIA	Saden S.A.	Ownership	0.002	UnitedHealth Group Incorporated		
		.00000					Homecare Dimensions of Florida, Inc.		OTH	WellMed Networks, Inc.	Influence	0.000	UnitedHealth Group Incorporated		4
		.00000					Homecare Dimensions, Inc.	.TX	OTH	WellMed Networks, Inc.	Influence	0.000	UnitedHealth Group Incorporated		4
		.00000	20-8910978				Hospice Inspiris Holdings, Inc.	.TN	NIA	Inspiris, Inc.	Ownership	100.000	UnitedHealth Group Incorporated		
		.00000	98-1286038				Hospitais Associados de Pernambuco Ltda.	.BRA	NIA	Esho – Empresa de Serviços Hospitalares S.A.	Ownership	100.000	UnitedHealth Group Incorporated		
		.00000					Hospital Alvorada de Taguatinga Ltda.	.BRA	NIA	Anil Assistência Médica Internacional S.A.	Ownership	82.595	UnitedHealth Group Incorporated		2
		.00000					Hospital Alvorada de Taguatinga Ltda.	.BRA	NIA	Bosque Medical Center Ltda.	Ownership	9.310	UnitedHealth Group Incorporated		2
		.00000					Hospital Alvorada de Taguatinga Ltda.	.BRA	NIA	Hospital Samaritano de São Paulo Ltda.	Ownership	8.094	UnitedHealth Group Incorporated		2
		.00000	98-1389272				Hospital Ana Costa S.A.	.BRA	NIA	Piano de Saúde Ana Costa Ltda.	Ownership	98.670	UnitedHealth Group Incorporated		2
		.00000	98-1389272				Hospital Ana Costa S.A.	.BRA	NIA	Hospital Alvorada de Taguatinga Ltda.	Ownership	1.042	UnitedHealth Group Incorporated		2
		.00000	98-1310065				Hospital de Clínicas de Jacarepaguá Ltda.	.BRA	NIA	Esho – Empresa de Serviços Hospitalares S.A.	Ownership	100.000	UnitedHealth Group Incorporated		
		.00000	98-1310065				Hospital de Clínicas de Jacarepaguá Ltda.	.BRA	NIA	Cemed Care – Empresa de Atendimento Clínico Geral Ltda.	Ownership	0.000	UnitedHealth Group Incorporated		5
		.00000	98-1328324				Hospital Samaritano de São Paulo Ltda.	.BRA	NIA	Esho – Empresa de Serviços Hospitalares S.A.	Ownership	99.990	UnitedHealth Group Incorporated		2
		.00000	98-1328324				Hospital Samaritano de São Paulo Ltda.	.BRA	NIA	Amico Saúde Ltda.	Ownership	0.000	UnitedHealth Group Incorporated		2
		.00000	98-1332673				Hospital Santa Helena S.A.	.BRA	NIA	Elual Participações S.A.	Ownership	65.210	UnitedHealth Group Incorporated		2
		.00000	98-1332673				Hospital Santa Helena S.A.	.BRA	NIA	Esho – Empresa de Serviços Hospitalares S.A.	Ownership	33.600	UnitedHealth Group Incorporated		2
		.00000	26-2912304				Humedica, Inc.		NIA	United HealthCare Services, Inc.	Ownership	100.000	UnitedHealth Group Incorporated		
		.00000	36-4331825				Hygeia Corporation		NIA	UnitedHealth International, Inc.	Ownership	100.000	UnitedHealth Group Incorporated		2
		.00000	98-1106075				Hygeia Corporation (Ontario)	.CAN	NIA	UnitedHealth Group International L.P.	Ownership	100.000	UnitedHealth Group Incorporated		
		.00000	45-4148032				IEC Holdings, LLC		NIA	SCA IEC Holdings, LLC	Influence	49.000	UnitedHealth Group Incorporated		5
		.00000	82-1341098				Illinois Independent Care Network		NIA	Surgical Care Affiliates, LLC	Ownership	100.000	UnitedHealth Group Incorporated		2
		.00000	98-1122694				Imed Star – Serviços de Desempenho Organizacional Ltda.	.BRA	NIA	Optum Health & Technology Serviços do Brasil Ltda.	Ownership	100.000	UnitedHealth Group Incorporated		
		.00000	98-1122694				Imed Star – Serviços de Desempenho Organizacional Ltda.	.BRA	NIA	UHG Brasil Participações S.A.	Ownership	0.000	UnitedHealth Group Incorporated		
		.00000	20-4351923				Impel Consulting Experts, L.L.C.	.TX	NIA	Impel Management Services, L.L.C.	Ownership	100.000	UnitedHealth Group Incorporated		
		.00000	75-2574317				Impel Management Services, L.L.C.	.TX	NIA	USMD Holdings, Inc.	Ownership	100.000	UnitedHealth Group Incorporated		
		.00000	27-3296953				IN Style OPTICAL, LLC	.MA	OTH	Physician(s) owned	Influence	0.000	UnitedHealth Group Incorporated		4
		.00000	26-0711388				Indian River Surgery Properties, LLC	.FL	NIA	Surgery Center of Vero Beach, Inc.	Ownership	100.000	UnitedHealth Group Incorporated		
		.00000	45-4132005				Indiana Care Organization, LLC		NIA	AHN Target Holdings, LLC	Ownership	100.000	UnitedHealth Group Incorporated		
		.00000	62-1641102				Ingram & Associates, LLC		NIA	Optum360, LLC	Ownership	100.000	UnitedHealth Group Incorporated		
		.00000	33-0618077				Inland Faculty Medical Group, Inc.		OTH	NAMM Medical Group Holdings, Inc.	Influence	0.000	UnitedHealth Group Incorporated		4
		.00000	33-0018673				Inland Surgery Center, L.P.	.CA	NIA	Redlands Ambulatory Surgery Center	Influence	51.000	UnitedHealth Group Incorporated		5
		.00000					Imobiliária Apoquindo 3001 S.A.	.CHL	NIA	Imobiliária Apoquindo S.A.	Ownership	99.999	UnitedHealth Group Incorporated		5
		.00000					Imobiliária Apoquindo 3001 S.A.	.CHL	NIA	Vida Tres Internacional S.A.	Ownership	0.001	UnitedHealth Group Incorporated		2

SCHEDULE Y
PART 1A - DETAIL OF INSURANCE HOLDING COMPANY SYSTEM

1	2	3	4	5	6	7	8	9	10	11	12	13	14	15	16
Group Code	Group Name	NAIC Company Code	ID Number	Federal RSSD	CIK	Name of Securities Exchange if Publicly Traded (U.S. or International)	Names of Parent, Subsidiaries Or Affiliates	Domi-ciliary Location	Relation-ship to Reporting Entity	Directly Controlled by (Name of Entity/Person)	Type of Control (Ownership, Board, Management, Attorney-in-Fact, Influence, Other)	If Control is Owner-ship Provide Percen-tage	Ultimate Controlling Entity(ies)/Person(s)	Is an SCA Filing Re-quired? (Y/N)	*
0707	UnitedHealth Group Incorporated	.00000	98-1458683				Inmobiliaria Apoquindo 3600 Ltda.CHL	NIA.....	Banmédica S.A.	Ownership.....	99.700	UnitedHealth Group Incorporated		1
		.00000	98-1458683				Inmobiliaria Apoquindo 3600 Ltda.CHL	NIA.....	Inmobiliaria Apoquindo 3001 S.A.	Ownership.....	0.300	UnitedHealth Group Incorporated		2
		.00000	98-1443174				Inmobiliaria Apoquindo S.A.CHL	NIA.....	Banmédica S.A.	Ownership.....	100.000	UnitedHealth Group Incorporated		5
		.00000	98-1458682				Inmobiliaria Clínica Santa María S.A.CHL	NIA.....	Banmédica S.A.	Ownership.....	99.433	UnitedHealth Group Incorporated		2
		.00000	98-1454653				Inmobiliaria e Inversiones Alameda S.A.CHL	NIA.....	Banmédica S.A.	Ownership.....	99.980	UnitedHealth Group Incorporated		2
		.00000	98-1454653				Inmobiliaria e Inversiones Alameda S.A.CHL	NIA.....	Saden S.A.	Ownership.....	0.020	UnitedHealth Group Incorporated		2
		.00000	98-1460922				Inmobiliaria Viñamed Ltda.CHL	NIA.....	Administradora Médica Centromed S.A.	Ownership.....	99.900	UnitedHealth Group Incorporated		2
		.00000	47-5640889				INOVB Surgical at Memorial City, LLCTX	NIA.....	Memorial City Partners, LLC	Ownership.....	100.000	UnitedHealth Group Incorporated		
		.00000	88-0482274				inPharmative, Inc.NV	NIA.....	OptumRx Health Solutions, LLC	Ownership.....	100.000	UnitedHealth Group Incorporated		
							Inspiris Medical Services of New Jersey, P.C.								
		.00000	45-2563134						.OTH.....	Physician(s) owned	Influence.....	0.000	UnitedHealth Group Incorporated		4
		.00000	27-1561674				INSPIRIS of Michigan Medical Services, P.C. .		.OTH.....	Physician(s) owned	Influence.....	0.000	UnitedHealth Group Incorporated		4
		.00000	13-4138668				INSPIRIS of New York IPA, Inc.NY	NIA.....	Inspiris, Inc.	Ownership.....	100.000	UnitedHealth Group Incorporated		2
		.00000	13-4138665				INSPIRIS of New York Management, Inc.NY	NIA.....	Inspiris, Inc.	Ownership.....	100.000	UnitedHealth Group Incorporated		
		.00000	13-4168739				INSPIRIS of New York Medical Services, P.C. .	.NY	.OTH.....	Physician(s) owned	Influence.....	0.000	UnitedHealth Group Incorporated		4
							INSPIRIS of Pennsylvania Medical Services, P.C.PA.....	Physician(s) owned	Influence.....	0.000	UnitedHealth Group Incorporated		4
		.00000	26-2885572				INSPIRIS of Texas Physician Group		NIA.....	Optum Care Services Company	Ownership.....	100.000	UnitedHealth Group Incorporated		
		.00000	33-0766366				Inspiris, Inc.		NIA.....	Collaborative Care Holdings, LLC	Ownership.....	100.000	UnitedHealth Group Incorporated		
		.00000	98-1452273				Inversiones Clínicas Santa María S.A.CHL	NIA.....	Banmédica S.A.	Ownership.....	100.000	UnitedHealth Group Incorporated		
		.00000	98-1448096				Isapre Banmédica S.A.CHL	.IA.....	Banmédica S.A.	Ownership.....	100.000	UnitedHealth Group Incorporated		
		.00000					Isapre Vida Tres S.A.CHL	.IA.....	Banmédica S.A.	Ownership.....	100.000	UnitedHealth Group Incorporated		
		.00000	20-5337793				Johnston Surgicare, L.P.		NIA.....	Blackstone Valley Surgicare GP, LLC	Ownership.....	99.000	UnitedHealth Group Incorporated		
		.00000	20-5337793				Johnston Surgicare, L.P.		NIA.....	Surgery Center Holding, LLC	Ownership.....	1.000	UnitedHealth Group Incorporated		
		.00000	74-2544709				Joliet Surgery Center Limited Partnership		NIA.....	Surgicare of Joliet, Inc.	Ownership.....	54.030	UnitedHealth Group Incorporated		2
		.00000	98-1456202				Laboratorio ROE S.A.PER	NIA.....	Pacifico S.A. Entidad Prestadora de Salud .	Ownership.....	99.990	UnitedHealth Group Incorporated		1
		.00000					Laboratorios Médicos Amed Quilpué S.A.CHL	NIA.....	Centromed Quilpué S.A.	Ownership.....	99.900	UnitedHealth Group Incorporated		2
		.00000	61-1028180				Lexington Surgery Center, Ltd.KY	NIA.....	Surgery Center of Lexington, LLC	Influence.....	73.000	UnitedHealth Group Incorporated		5
		.00000	36-3468942				LGH-A/GOLF ASTC, L.L.C.OH	NIA.....	Advocate-SCA Partners, LLC	Influence.....	36.950	UnitedHealth Group Incorporated		5
		.00000	81-4465348				Liberty Anesthesia Services, LLCIL	NIA.....	Winchester Endoscopy, LLC	Ownership.....	51.000	UnitedHealth Group Incorporated		2
							Lifeprint Accountable Care Organization, LLC								
		.00000	32-0409538					.DE	NIA.....	Collaborative Care Holdings, LLC	Ownership.....	100.000	UnitedHealth Group Incorporated		5
		.00000	45-3143218				Lifeprint East, Inc.DE	NIA.....	Collaborative Care Holdings, LLC	Ownership.....	100.000	UnitedHealth Group Incorporated		
		.00000	27-2309024				LifePrint Health, Inc.DE	NIA.....	Collaborative Care Holdings, LLC	Ownership.....	100.000	UnitedHealth Group Incorporated		2
		.00000	39-1974851				Logistics Health, Inc.WI	NIA.....	OptumHealth Holdings, LLC	Ownership.....	100.000	UnitedHealth Group Incorporated		
							Lotten-Eyes Oftalmologia Clinica e Cirurgica Ltda.BRA	NIA.....	Hospital Alvorada de Taguatinga Ltda.	Ownership.....	99.990	UnitedHealth Group Incorporated		2
							Lotten-Eyes Oftalmologia Clinica e Cirurgica Ltda.			Esho – Empresa de Serviços Hospitalares S.A.	Ownership.....	0.000	UnitedHealth Group Incorporated		2
		.00000	98-1337963					.BRA	NIA.....						
		.00000	62-1179566				Louisville S.C., Ltd.KY	NIA.....	Surgery Center of Louisville, LLC	Ownership.....	65.400	UnitedHealth Group Incorporated		2
		.00000	62-1179538				Louisville-SC Properties, Inc.KY	NIA.....	SC Affiliates, LLC	Ownership.....	100.000	UnitedHealth Group Incorporated		
							Loyola Ambulatory Surgery Center at Oakbrook, Inc.IL	NIA.....	ASC Network, LLC	Ownership.....	100.000	UnitedHealth Group Incorporated		
							Loyola Ambulatory Surgery Center at Oakbrook, L.P.IL	NIA.....		Influence.....	45.000	UnitedHealth Group Incorporated		5
		.00000	98-1137620				Lusiadas – Parcerias Cascais, S.A.PRT	NIA.....	Lusiadas, SGPS, S.A.	Ownership.....	100.000	UnitedHealth Group Incorporated		
		.00000	98-1139095				Lusiadas A.C.E.PRT	NIA.....	Lusiadas, SGPS, S.A.	Ownership.....	55.000	UnitedHealth Group Incorporated		
		.00000	98-1139095				Lusiadas A.C.E.PRT	NIA.....	Lusiadas, S.A.	Ownership.....	20.000	UnitedHealth Group Incorporated		
		.00000	98-1139095				Lusiadas A.C.E.PRT	NIA.....	CLISA – Clínica de Santo António, S.A.	Ownership.....	10.000	UnitedHealth Group Incorporated		
		.00000	98-1139095				Lusiadas A.C.E.PRT	NIA.....	Lusiadas – Parcerias Cascais, S.A.	Ownership.....	10.000	UnitedHealth Group Incorporated		
										Clínica Médico Cirúrgica de Santa Tecla, S.A.	Ownership.....	5.000	UnitedHealth Group Incorporated		
		.00000	98-1139095				Lusiadas A.C.E.PRT	NIA.....						
		.00000	98-1139089				Lusiadas, S.A.PRT	NIA.....	Lusiadas, SGPS, S.A.	Ownership.....	100.000	UnitedHealth Group Incorporated		
		.00000	98-1138570				Lusiadas, SGPS, S.A.PRT	NIA.....	AMIL International	Ownership.....	100.000	UnitedHealth Group Incorporated		

SCHEDULE Y
PART 1A - DETAIL OF INSURANCE HOLDING COMPANY SYSTEM

1	2	3	4	5	6	7	8	9	10	11	12	13	14	15	16
Group Code	Group Name	NAIC Company Code	ID Number	Federal RSSD	CIK	Name of Securities Exchange if Publicly Traded (U.S. or International)	Names of Parent, Subsidiaries Or Affiliates	Domi-ciliary Location	Relation-ship to Reporting Entity	Directly Controlled by (Name of Entity/Person)	Type of Control (Ownership, Board, Management, Attorney-in-Fact, Influence, Other)	If Control is Ownership Provide Percentage	Ultimate Controlling Entity(ies)/Person(s)	Is an SCA Filing Re-quired? (Y/N)	*
		.00000	52-2129787				MAMSI Insurance Resources, LLC	MD	NIA	OneNet PPO, LLC	Ownership	100.000	UnitedHealth Group Incorporated		
.0707	UnitedHealth Group Incorporated	.60321	52-1803283				MAMSI Life and Health Insurance Company	MD	IA	United HealthCare Services, Inc.	Ownership	100.000	UnitedHealth Group Incorporated		
.0707	UnitedHealth Group Incorporated	.00000	14-1782475				Managed Physical Network, Inc.	NY	NIA	OptumHealth Care Solutions, LLC	Ownership	100.000	UnitedHealth Group Incorporated		
		.00000	20-2880404				March Holdings, Inc.		NIA	Specialty Benefits, LLC	Ownership	100.000	UnitedHealth Group Incorporated		
		.00000	95-4874334				March Vision Care Group, Incorporated	CA	OTH	California Spring Holdings, PC	Influence	0.000	UnitedHealth Group Incorporated		.4
		.00000	27-3115058				March Vision Care IPA, Inc.	NY	OTH	California Spring Holdings, PC	Influence	0.000	UnitedHealth Group Incorporated		.4
		.00000	20-3042852				March Vision Care, Inc.	CA	NIA	March Holdings, Inc.	Ownership	100.000	UnitedHealth Group Incorporated		
		.00000	26-2637247				Marin Specialty Surgery Center, LLC	CA	NIA	MGH/SCA, LLC	Influence	.51.000	UnitedHealth Group Incorporated		.5
		.00000	26-2601943				Marin Surgery Holdings, Inc.	DE	NIA	SC Affiliates, LLC	Ownership	100.000	UnitedHealth Group Incorporated		
		.00000	52-1456812				Maryland Ambulatory Centers	MD	NIA	Maryland-SCA Centers, LLC	Ownership	50.000	UnitedHealth Group Incorporated		.2
		.00000	52-1401791				Maryland-SCA Centers, LLC	DE	NIA	SC Affiliates, LLC	Ownership	100.000	UnitedHealth Group Incorporated		.2
		.00000					Massachusetts Assurance Co., Ltd.	CYM	NIA	Collaborative Care Holdings, LLC	Ownership	100.000	UnitedHealth Group Incorporated		.5
		.00000	20-0815305				Massachusetts Avenue Surgery Center, LLC	MD	NIA	SCA-Bethesda, LLC	Ownership	56.690	UnitedHealth Group Incorporated		.2
		.00000	43-1967820				Mat-Rx Development, L.L.C.	TX	OTH	WellMed Networks, Inc.	Influence	0.000	UnitedHealth Group Incorporated		.4
		.00000	62-1600267				McKenzie Surgery Center, L.P.	TN	NIA	SCA-Eugene, Inc.	Ownership	92.000	UnitedHealth Group Incorporated		.2
							North American Medical Management								
.0707	UnitedHealth Group Incorporated	.00000	42-1741594				MD Ops, Inc.	CA	NIA	California, Inc.	Ownership	100.000	UnitedHealth Group Incorporated		.2
		.96310	52-1169135				MD-Individual Practice Association, Inc.	MD	IA	United HealthCare Services, Inc.	Ownership	100.000	UnitedHealth Group Incorporated		
		.00000	83-1183650				ME AHS UC LLC	DE	NIA	Urgent Care MSO, LLC	Ownership	70.000	UnitedHealth Group Incorporated		.2
		.00000	81-0936574				ME Urgent Care Nebraska, Inc.	NE	OTH	Physician(s) owned	Influence	0.000	UnitedHealth Group Incorporated		.4
										Optum Health & Technology Serviços do					
		.00000	98-1286220				Medalliance Net Ltda.	BRA	NIA	Brasil Ltda.	Ownership	100.000	UnitedHealth Group Incorporated		.2
		.00000	98-1286220				Medalliance Net Ltda.	BRA	NIA	UHG Brasil Participações S.A.	Ownership	0.000	UnitedHealth Group Incorporated		.5
		.00000	52-2178531				MEDEX Insurance Services, Inc.	MD	NIA	FrontierMEDEX, Inc.	Ownership	100.000	UnitedHealth Group Incorporated		.2
		.00000	20-3824377				MedExpress Development, LLC	FL	NIA	Urgent Care MSO, LLC	Ownership	100.000	UnitedHealth Group Incorporated		.2
		.00000	81-1265129				MedExpress Employed Services, Inc.	DE	OTH	Physician(s) owned	Influence	0.000	UnitedHealth Group Incorporated		.4
		.00000	81-4550969				MedExpress Primary Care Arizona P.C.	AZ	OTH	Physician(s) owned	Influence	0.000	UnitedHealth Group Incorporated		.4
		.00000	81-4605885				MedExpress Primary Care Kansas, P.A.	KS	OTH	Physician(s) owned	Influence	0.000	UnitedHealth Group Incorporated		.4
		.00000	82-3384324				MedExpress Primary Care Maryland, P.C.	MD	OTH	Physician(s) owned	Influence	0.000	UnitedHealth Group Incorporated		.4
		.00000	82-1096099				MedExpress Primary Care Massachusetts, P.C.	MA	OTH	Physician(s) owned	Influence	0.000	UnitedHealth Group Incorporated		.4
		.00000	81-4396738				MedExpress Primary Care Minnesota P.C.	MN	OTH	Physician(s) owned	Influence	0.000	UnitedHealth Group Incorporated		.4
		.00000	83-1077265				MedExpress Primary Care Oklahoma, P.C.	OK	OTH	Physician(s) owned	Influence	0.000	UnitedHealth Group Incorporated		.4
							MedExpress Primary Care South Carolina, P.C.								
		.00000	83-0764858					SC	OTH	Physician(s) owned	Influence	0.000	UnitedHealth Group Incorporated		.4
		.00000	82-3395792				MedExpress Primary Care Virginia, P.C.		OTH	Physician(s) owned	Influence	0.000	UnitedHealth Group Incorporated		.4
		.00000	82-4401181				MedExpress Primary Care West Virginia, Inc.	WV	OTH	Physician(s) owned	Influence	0.000	UnitedHealth Group Incorporated		.4
		.00000	81-4563448				MedExpress Primary Care Wisconsin, S.C.	WI	OTH	Physician(s) owned	Influence	0.000	UnitedHealth Group Incorporated		.4
		.00000	45-5388778				MedExpress Urgent Care – New Jersey, P.C.	NJ	OTH	Physician(s) owned	Influence	0.000	UnitedHealth Group Incorporated		.4
							MedExpress Urgent Care – Northern New Jersey								
		.00000	83-2089623				PC	NJ	OTH	Physician(s) owned	Influence	0.000	UnitedHealth Group Incorporated		.4
		.00000	32-0533926				MedExpress Urgent Care Alabama, LLC	AL	NIA	Urgent Care Holdings, Inc.	Ownership	100.000	UnitedHealth Group Incorporated		
		.00000	81-4030280				MedExpress Urgent Care Arizona, P.C.	AZ	OTH	Physician(s) owned	Influence	0.000	UnitedHealth Group Incorporated		.4
.0707	UnitedHealth Group Incorporated	.00000	46-4348120				MedExpress Urgent Care Arkansas, P.A.	AR	OTH	Physician(s) owned	Influence	0.000	UnitedHealth Group Incorporated		.4
		.00000	82-0930142				MedExpress Urgent Care California, P.C.	CA	OTH	Physician(s) owned	Influence	0.000	UnitedHealth Group Incorporated		.4
.0707	UnitedHealth Group Incorporated	.00000	81-1956812				MedExpress Urgent Care Connecticut, P.C.	CT	OTH	Physician(s) owned	Influence	0.000	UnitedHealth Group Incorporated		.4
		.00000	82-1135336				MedExpress Urgent Care Idaho, P.C.	ID	OTH	Physician(s) owned	Influence	0.000	UnitedHealth Group Incorporated		.4
.0707	UnitedHealth Group Incorporated	.00000	47-4308614				MedExpress Urgent Care Illinois, P.C.	IL	OTH	Physician(s) owned	Influence	0.000	UnitedHealth Group Incorporated		.4
		.00000	81-5353472				MedExpress Urgent Care Iowa, P.C.	IA	OTH	Physician(s) owned	Influence	0.000	UnitedHealth Group Incorporated		.4
		.00000	47-1919283				MedExpress Urgent Care Kansas, P.A.	KS	OTH	Physician(s) owned	Influence	0.000	UnitedHealth Group Incorporated		.4
		.00000	82-1719888				MedExpress Urgent Care Maine, Inc.	ME	NIA	Urgent Care Holdings, Inc.	Ownership	100.000	UnitedHealth Group Incorporated		.2
		.00000	81-1125396				MedExpress Urgent Care Minnesota P.C.	MN	OTH	Physician(s) owned	Influence	0.000	UnitedHealth Group Incorporated		.4
		.00000	47-3132625				MedExpress Urgent Care Missouri P.C.	MO	OTH	Physician(s) owned	Influence	0.000	UnitedHealth Group Incorporated		.4
		.00000	82-0631738				MedExpress Urgent Care New Hampshire, Inc.	NH	NIA	Urgent Care Holdings, Inc.	Ownership	100.000	UnitedHealth Group Incorporated		
		.00000	81-5138747				MedExpress Urgent Care North Carolina, P.C.	NC	OTH	Physician(s) owned	Influence	0.000	UnitedHealth Group Incorporated		.4

SCHEDULE Y
PART 1A - DETAIL OF INSURANCE HOLDING COMPANY SYSTEM

1	2	3	4	5	6	7	8	9	10	11	12	13	14	15	16
Group Code	Group Name	NAIC Company Code	ID Number	Federal RSSD	CIK	Name of Securities Exchange if Publicly Traded (U.S. or International)	Names of Parent, Subsidiaries Or Affiliates	Domi-ciliary Location	Relation-ship to Reporting Entity	Directly Controlled by (Name of Entity/Person)	Type of Control (Ownership, Board, Management, Attorney-in-Fact, Influence, Other)	If Control is Ownership Provide Percen-tage	Ultimate Controlling Entity(ies)/Person(s)	Is an SCA Filing Re-quired? (Y/N)	*
		.00000	20-2545363				MedExpress Urgent Care of Boynton Beach, LLC	FL	NIA	MedExpress Development, LLC	Ownership	100.000	UnitedHealth Group Incorporated		
		.00000	82-1919436				MedExpress Urgent Care Oregon, P.C.	OR	OTH	Physician(s) owned	Influence	0.000	UnitedHealth Group Incorporated		.4
		.00000	81-5362765				MedExpress Urgent Care Rhode Island, P.C.	RI	OTH	Physician(s) owned	Influence	0.000	UnitedHealth Group Incorporated		.4
		.00000	81-5380706				MedExpress Urgent Care South Carolina, P.C.	SC	OTH	Physician(s) owned	Influence	0.000	UnitedHealth Group Incorporated		.4
		.00000	47-5147441				MedExpress Urgent Care Texas, P.A.	TX	OTH	Physician(s) owned	Influence	0.000	UnitedHealth Group Incorporated		.4
		.00000	82-2443118				MedExpress Urgent Care Washington, P.C.	WA	OTH	Physician(s) owned	Influence	0.000	UnitedHealth Group Incorporated		.4
		.00000	81-4281678				MedExpress Urgent Care Wisconsin, S.C.	WI	OTH	Physician(s) owned	Influence	0.000	UnitedHealth Group Incorporated		.4
		.00000					MedExpress Urgent Care, Inc. - Ohio	OH	NIA	Urgent Care Holdings, Inc.	Ownership	100.000	UnitedHealth Group Incorporated		
							MedExpress Urgent Care, Inc. - West Virginia								
		.00000	26-4546400						OTH	Physician(s) owned	Influence	0.000	UnitedHealth Group Incorporated		.4
		.00000	47-1804667				MedExpress Urgent Care, P.C. - Georgia		OTH	Physician(s) owned	Influence	0.000	UnitedHealth Group Incorporated		.4
		.00000	90-0929572				MedExpress Urgent Care, P.C. - Indiana		OTH	Physician(s) owned	Influence	0.000	UnitedHealth Group Incorporated		.4
		.00000	45-3461101				MedExpress Urgent Care, P.C. - Maryland	MD	OTH	Physician(s) owned	Influence	0.000	UnitedHealth Group Incorporated		.4
							MedExpress Urgent Care, P.C. - Massachusetts								
		.00000	47-1857908					MA	OTH	Physician(s) owned	Influence	0.000	UnitedHealth Group Incorporated		.4
.0707	UnitedHealth Group Incorporated	.00000	46-4793937				MedExpress Urgent Care, P.C. - Michigan	MI	OTH	Physician(s) owned	Influence	0.000	UnitedHealth Group Incorporated		.4
		.00000	47-1824365	3202702			MedExpress Urgent Care, P.C. - Oklahoma	OK	OTH	Physician(s) owned	Influence	0.000	UnitedHealth Group Incorporated		.4
		.00000	26-3750502				MedExpress Urgent Care, P.C. - Pennsylvania	PA	OTH	Physician(s) owned	Influence	0.000	UnitedHealth Group Incorporated		.4
		.00000	45-4973138				MedExpress Urgent Care, P.C. - Tennessee	TN	OTH	Physician(s) owned	Influence	0.000	UnitedHealth Group Incorporated		.4
		.00000	45-3123110				MedExpress Urgent Care, P.C. - Virginia	VA	OTH	Physician(s) owned	Influence	0.000	UnitedHealth Group Incorporated		.4
		.00000	83-1565124				MedExpress Urgent Care, P.S.C. - Kentucky	KY	OTH	Physician(s) owned	Influence	0.000	UnitedHealth Group Incorporated		.4
		.00000	45-5436856				MedExpress, Inc. - Delaware	DE	OTH	Physician(s) owned	Influence	0.000	UnitedHealth Group Incorporated		.4
.0707	UnitedHealth Group Incorporated	.12756	20-3391186				Medica Health Plans of Florida, Inc.	FL	IA	United HealthCare Services, Inc.	Ownership	100.000	UnitedHealth Group Incorporated		
.0707	UnitedHealth Group Incorporated	.12155	01-0788576				Medica HealthCare Plans, Inc.	IA	IA	United HealthCare Services, Inc.	Ownership	100.000	UnitedHealth Group Incorporated		
		.00000	75-2566987				Medical Clinic of North Texas, PLLC		OTH	Physician(s) owned	Influence	0.000	UnitedHealth Group Incorporated		.4
		.00000					Medical Hille S.A.	CHL	NIA	Home Medical S.A.	Ownership	100.000	UnitedHealth Group Incorporated		
		.00000	95-4708497				Medical Support Los Angeles, A Medical Corporation		OTH	Physician(s) owned	Influence	0.000	UnitedHealth Group Incorporated		.4
		.00000	26-0636717				Medical Surgical Centers of America, Inc.		NIA	ASC Network, LLC	Ownership	100.000	UnitedHealth Group Incorporated		
		.00000	32-0037402				Medical Transportation Services, LLC		NIA	United HealthCare Services, Inc.	Ownership	100.000	UnitedHealth Group Incorporated		
		.00000	20-4635837				Medication Management Systems, Inc.	MN	NIA	Genoa Healthcare LLC	Ownership	100.000	UnitedHealth Group Incorporated		
		.00000	75-2515691				MedSynergies, LLC		NIA	Mustang Razorback Holdings, Inc.	Ownership	100.000	UnitedHealth Group Incorporated		
		.00000	58-2101921				Melbourne Surgery Center, LLC		NIA	Surgical Care Partners of Melbourne, LLC	Ownership	100.000	UnitedHealth Group Incorporated		
		.00000	82-4964787				Memorial City Holdings, LLC		NIA	SCA-Memorial City, LLC	Ownership	51.000	UnitedHealth Group Incorporated		.2
		.00000	82-3689933				Memorial City Partners, LLC		NIA	Memorial City Holdings, LLC	Ownership	51.000	UnitedHealth Group Incorporated		.2
										MHIPA Physician Two Holdco, A Medical Corporation	Influence	0.000	UnitedHealth Group Incorporated		.4
		.00000	95-4688463				Memorial Healthcare IPA, GP		OTH						
		.00000	95-4688463				Memorial Healthcare IPA, GP	CA	OTH	MH Physician Three Holdco, A Medical Corporation	Influence	0.000	UnitedHealth Group Incorporated		.4
		.00000	26-1394069				MemorialCare Surgical Center at Orange Coast, LLC	CA	NIA	Beach Surgical Holdings, LLC	Influence	51.000	UnitedHealth Group Incorporated		.5
							MemorialCare Surgical Center at Saddleback, LLC								
		.00000	20-3678259						NIA	Beach Surgical Holdings, LLC	Influence	53.050	UnitedHealth Group Incorporated		.5
		.00000	62-1590322				Memphis-SC, LLC		NIA	SCA-Shelby Development Corp.	Ownership	100.000	UnitedHealth Group Incorporated		
		.00000	62-1590324				Memphis-SP, LLC		NIA	Shelby Surgery Properties, Inc.	Ownership	100.000	UnitedHealth Group Incorporated		
		.00000	52-2303928				Metropolitan Medical Partners, LLC		NIA	SCA-Chevy Chase, LLC	Ownership	60.830	UnitedHealth Group Incorporated		.2
							Metropolitan Medical Transportation IPA, LLC								
		.00000	20-8998927						NIA	National MedTrans, LLC	Ownership	100.000	UnitedHealth Group Incorporated		
		.00000	38-3861395				MGH/SCA, LLC		NIA	Marin Surgery Holdings, Inc.	Influence	49.000	UnitedHealth Group Incorporated		.5
		.00000	27-2252446				MHC Real Estate Holdings, LLC	CA	NIA	Monarch Management Services, Inc.	Ownership	100.000	UnitedHealth Group Incorporated		
		.00000	80-0507474				MHCH, Inc.	CA	OTH	Monarch HealthCare, A Medical Group, Inc.	Influence	0.000	UnitedHealth Group Incorporated		.4
.0707	UnitedHealth Group Incorporated	.00000	36-4600281				MIAMI SURGERY CENTER, LLC	DE	NIA	SCA-Doral, LLC	Ownership	50.180	UnitedHealth Group Incorporated		.2
		.00000	20-3345412				Midlands Orthopaedics Surgery Center, LLC	SC	NIA	SCA-Midlands, LLC	Influence	49.000	UnitedHealth Group Incorporated		.5

SCHEDULE Y
PART 1A - DETAIL OF INSURANCE HOLDING COMPANY SYSTEM

1	2	3	4	5	6	7	8	9	10	11	12	13	14	15	16
Group Code	Group Name	NAIC Company Code	ID Number	Federal RSSD	CIK	Name of Securities Exchange if Publicly Traded (U.S. or International)	Names of Parent, Subsidiaries Or Affiliates	Domi-ciliary Location	Relation-ship to Reporting Entity	Directly Controlled by (Name of Entity/Person)	Type of Control (Ownership, Board, Management, Attorney-in-Fact, Influence, Other)	If Control is Ownership Provide Percentage	Ultimate Controlling Entity(ies)/Person(s)	Is an SCA Filing Re-quired? (Y/N)	*
		.00000	20-8103522				Midwest Center for Day Surgery, LLC		NIA.....	Advocate-SCA Partners, LLC	Ownership.....	53.224	UnitedHealth Group Incorporated		2
		.00000	83-0543458				Mile High SurgiCenter, LLC	CO.....	NIA.....	SCA-Mile High Holdings, LLC	Ownership.....	55.000	UnitedHealth Group Incorporated		2
		.00000	27-2439806				Mississippi Surgery Holdings, LLC		NIA.....	SCA Surgery Holdings, LLC	Ownership.....	100.000	UnitedHealth Group Incorporated		
		.00000	46-3949765				MN Waypoint Sports Physical Therapy, Inc.		NIA.....	Orthology, Inc.	Ownership.....	100.000	UnitedHealth Group Incorporated		
		.00000	30-0445773				Mobile Medical Services, P.C.	NY.....	OTH.....	Physician(s) owned	Influence.....	0.000	UnitedHealth Group Incorporated		4
		.00000	63-0883553				Mobile-SC, LTD.	AL.....	NIA.....	SCA-Mobile, LLC	Influence.....	33.000	UnitedHealth Group Incorporated		5
		.00000	31-1191553				Modern Medical, Inc.		NIA.....	Healthcare Solutions, Inc.	Ownership.....	100.000	UnitedHealth Group Incorporated		
		.00000	22-3935634				Monarch Health Plan, Inc.	CA.....	OTH.....	Monarch HealthCare, A Medical Group, Inc.	Influence.....	0.000	UnitedHealth Group Incorporated		4
										MH Physician Three Holdco, A Medical					
		.00000	33-0587660				Monarch HealthCare, A Medical Group, Inc.	CA.....	OTH.....	Corporation	Influence.....	0.000	UnitedHealth Group Incorporated		4
		.00000	30-0606451				Monarch Hospice, LLC	CA.....	OTH.....	MHCH, Inc.	Influence.....	0.000	UnitedHealth Group Incorporated		4
		.00000	45-3142852				Monarch Management Services, Inc.	DE.....	NIA.....	Collaborative Care Holdings, LLC	Ownership.....	100.000	UnitedHealth Group Incorporated		
							Montgomery Surgery Center Limited Partnership								
		.00000	52-1401868					MD.....	NIA.....	Maryland Ambulatory Centers	Ownership.....	77.000	UnitedHealth Group Incorporated		2
		.00000	81-1633765				MSLA Management LLC	DE.....	NIA.....	Logistics Health, Inc.	Ownership.....	100.000	UnitedHealth Group Incorporated		
		.00000	62-1506649				Mt. Pleasant Surgery Center, L.P.		NIA.....	SCA-Mt. Pleasant, LLC	Ownership.....	98.000	UnitedHealth Group Incorporated		2
										Esho – Empresa de Serviços Hospitalares					
		.00000	98-1285432				Multiangio Ltda.	BRA.....	NIA.....	S.A.	Ownership.....	93.000	UnitedHealth Group Incorporated		2
		.00000	20-4209261				Muskogee Surgical Investors, LLC	OK.....	NIA.....	Surgery Center of Muskogee, LLC	Ownership.....	100.000	UnitedHealth Group Incorporated		
		.00000	47-1935798				Mustang Razorback Holdings, Inc.		NIA.....	OptumInsight, Inc.	Ownership.....	100.000	UnitedHealth Group Incorporated		
		.00000	26-2564744				My Wellness Solutions, LLC		NIA.....	OptumHealth Care Solutions, LLC	Ownership.....	100.000	UnitedHealth Group Incorporated		
		.00000	20-3236839				NAMM Holdings, Inc.		NIA.....	Aveta Inc.	Ownership.....	100.000	UnitedHealth Group Incorporated		
		.00000	56-2627070				NAMM Medical Group Holdings, Inc.	CA.....	OTH.....	Physician(s) owned	Influence.....	0.000	UnitedHealth Group Incorporated		4
		.00000	61-1627269				NAMM MGH, Inc.		OTH.....	Physician(s) owned	Influence.....	0.000	UnitedHealth Group Incorporated		4
		.00000	62-1468431				Nashville-SCA Surgery Centers, Inc.	TN.....	NIA.....	SC Affiliates, LLC	Ownership.....	100.000	UnitedHealth Group Incorporated		
		.00000	47-2336925	3119994			National MedTrans, LLC	NY.....	NIA.....	Specialty Benefits, LLC	Ownership.....	100.000	UnitedHealth Group Incorporated		
.0707	UnitedHealth Group Incorporated	.95251	76-0196559				National Pacific Dental, Inc.	TX.....	IA.....	Dental Benefit Providers, Inc.	Ownership.....	100.000	UnitedHealth Group Incorporated		2
		.00000	36-3549627				National Surgery Centers, LLC	DE.....	NIA.....	Surgical Care Affiliates, LLC	Ownership.....	100.000	UnitedHealth Group Incorporated		
.0707	UnitedHealth Group Incorporated	.95123	65-0996107				Neighborhood Health Partnership, Inc.	FL.....	IA.....	UnitedHealthcare, Inc.	Ownership.....	100.000	UnitedHealth Group Incorporated		2
		.00000	20-4755277				Netwerkes, LLC	TN.....	NIA.....	Optum360 Solutions, LLC	Ownership.....	100.000	UnitedHealth Group Incorporated		
.0707	UnitedHealth Group Incorporated	.95758	88-0228572				Nevada Pacific Dental	NV.....	IA.....	Dental Benefit Providers, Inc.	Ownership.....	100.000	UnitedHealth Group Incorporated		
							New Orleans Regional Physician Hospital								
		.00000	72-1267232				Organization, L.L.C.	LA.....	NIA.....	UnitedHealthcare, Inc.	Ownership.....	100.000	UnitedHealth Group Incorporated		
		.00000	84-1250135				New West Physicians, Inc.		NIA.....	Newton Holdings, LLC	Ownership.....	100.000	UnitedHealth Group Incorporated		
		.00000					Newton Holdings, LLC	DE.....	NIA.....	Collaborative Care Holdings, LLC	Ownership.....	80.100	UnitedHealth Group Incorporated		2
							North American Medical Management California,								
		.00000	33-0673955				Inc.	TN.....	NIA.....	NAMM Holdings, Inc.	Ownership.....	100.000	UnitedHealth Group Incorporated		
		.00000	27-2248103				North Dallas Surgical Center, LLC	DE.....	NIA.....	THR-SCA Holdings, LLC	Influence.....	51.000	UnitedHealth Group Incorporated		5
		.00000	88-0245121				Northern Nevada Health Network, Inc.	NV.....	NIA.....	Sierra Health Services, Inc.	Ownership.....	100.000	UnitedHealth Group Incorporated		
		.00000	63-1240726				Northern Rockies Surgery Center, L.P.	TN.....	NIA.....	Northern Rockies Surgicenter, Inc.	Ownership.....	51.000	UnitedHealth Group Incorporated		2
		.00000	81-0399251				Northern Rockies Surgicenter, Inc.	MT.....	NIA.....	National Surgery Centers, LLC	Ownership.....	100.000	UnitedHealth Group Incorporated		
		.00000	37-1007387				Northwest Surgicare, LLC	DE.....	NIA.....	Surgery Center Holding, LLC	Ownership.....	100.000	UnitedHealth Group Incorporated		
							Northwest Surgicare, Ltd., an Illinois								
		.00000	75-2494046				Limited Partnership	IL.....	NIA.....	Northwest Surgicare, LLC	Ownership.....	61.000	UnitedHealth Group Incorporated		2
		.00000	56-1754480				NSC Fayetteville, LLC	DE.....	NIA.....	National Surgery Centers, LLC	Ownership.....	100.000	UnitedHealth Group Incorporated		
		.00000	56-1775016				NSC Greensboro, LLC	DE.....	NIA.....	National Surgery Centers, LLC	Ownership.....	100.000	UnitedHealth Group Incorporated		
		.00000	36-4210296				NSC Lancaster, LLC	DE.....	NIA.....	National Surgery Centers, LLC	Ownership.....	100.000	UnitedHealth Group Incorporated		
		.00000	91-1553479				NSC Seattle, Inc.	WA.....	NIA.....	National Surgery Centers, LLC	Ownership.....	100.000	UnitedHealth Group Incorporated		
		.00000	33-0812824				NSC Upland, LLC	DE.....	NIA.....	National Surgery Centers, LLC	Ownership.....	100.000	UnitedHealth Group Incorporated		
		.00000	98-1454609				Omesa S.A.	CHL.....	NIA.....	Vidaintegra S.A.	Ownership.....	99.990	UnitedHealth Group Incorporated		
		.00000	98-1454609				Omesa S.A.	CHL.....	NIA.....	Saden S.A.	Ownership.....	0.010	UnitedHealth Group Incorporated		
		.00000	98-1456252				Oncocare S.A.C.	PER.....	NIA.....	Pacifico S.A. Entidad Prestadora de Salud ..	Ownership.....	80.000	UnitedHealth Group Incorporated		2
		.00000	52-2129786				OneNet PPO, LLC	MD.....	NIA.....	UnitedHealthcare Insurance Company	Ownership.....	100.000	UnitedHealth Group Incorporated		
		.00000	26-1914835				OPHTHALMOLOGY SURGERY CENTER OF DALLAS, LLC	TX.....	NIA.....	THR-SCA Holdings, LLC	Influence.....	51.000	UnitedHealth Group Incorporated		5

SCHEDULE Y
PART 1A - DETAIL OF INSURANCE HOLDING COMPANY SYSTEM

1	2	3	4	5	6	7	8	9	10	11	12	13	14	15	16
Group Code	Group Name	NAIC Company Code	ID Number	Federal RSSD	CIK	Name of Securities Exchange if Publicly Traded (U.S. or International)	Names of Parent, Subsidiaries Or Affiliates	Domi-ciliary Location	Relation-ship to Reporting Entity	Directly Controlled by (Name of Entity/Person)	Type of Control (Ownership, Board, Management, Attorney-in-Fact, Influence, Other)	If Control is Owner-ship Provide Percen-tage	Ultimate Controlling Entity(ies)/Person(s)	Is an SCA Filing Re-quired? (Y/N)	*
0707	UnitedHealth Group Incorporated	96940	52-1518174	3202702			Optimum Choice, Inc.	MD	IA	United HealthCare Services, Inc.	Ownership	100.000	UnitedHealth Group Incorporated		
		.00000	47-0858534				Optum Bank, Inc.	UT	NIA	OptumHealth Financial Services, Inc.	Ownership	100.000	UnitedHealth Group Incorporated		
		.00000	36-3437660				Optum Biometrics, Inc.	IL	NIA	OptumHealth Care Solutions, LLC	Ownership	100.000	UnitedHealth Group Incorporated		
		.00000	26-0683057				Optum Care Services Company	TN	NIA	Inspiris, Inc.	Ownership	100.000	UnitedHealth Group Incorporated		
		.00000	83-1959511				Optum Care, Inc.	DE	NIA	Collaborative Care Holdings, LLC	Ownership	100.000	UnitedHealth Group Incorporated		5
		.00000	75-2778455				Optum Clinic, P.A.	TX	OTH	Physician(s) owned	Influence	0.000	UnitedHealth Group Incorporated		4
		.00000	37-1782217				Optum Clinics Holdings, Inc.	DE	NIA	Collaborative Care Holdings, LLC	Ownership	100.000	UnitedHealth Group Incorporated		4
		.00000	38-3969193				Optum Clinics Intermediate Holdings, Inc.	DE	NIA	Optum Clinics Holdings, Inc.	Ownership	100.000	UnitedHealth Group Incorporated		
		.00000					Optum Digital Health Holdings, LLC	DE	NIA	Consumer Wellness Solutions, Inc.	Ownership	100.000	UnitedHealth Group Incorporated		
										UnitedHealthcare International VIII S.à r.l.					
		.00000	98-1325466				Optum Finance (Ireland) Unlimited Company	IRL	NIA		Ownership	100.000	UnitedHealth Group Incorporated		
		.00000	98-1103015				Optum Global Solutions (India) Private Limited	IND	NIA	Optum Global Solutions International B.V.	Ownership	99.999	UnitedHealth Group Incorporated		
							Optum Global Solutions (India) Private Limited	IND	NIA	UnitedHealth International, Inc.	Ownership	0.001	UnitedHealth Group Incorporated		
		.00000	98-1097776				Optum Global Solutions (Philippines), Inc.	PHL	NIA	Optum Global Solutions International B.V.	Ownership	99.992	UnitedHealth Group Incorporated		2
		.00000	98-1201187				Optum Global Solutions International B.V.	NLD	NIA	Optum Technology, Inc.	Ownership	97.480	UnitedHealth Group Incorporated		
		.00000	98-1201187				Optum Global Solutions International B.V.	NLD	NIA	OptumHealth International B.V.	Ownership	2.520	UnitedHealth Group Incorporated		
		.00000	04-3574101				Optum Government Solutions, Inc.	DE	NIA	OptumInsight, Inc.	Ownership	100.000	UnitedHealth Group Incorporated		5
							Optum Health & Technology (Hong Kong) Limited	CHN	NIA	OptumHealth International B.V.	Ownership	100.000	UnitedHealth Group Incorporated		
		.00000	98-1095799				Optum Health & Technology (India) Private Limited	IND	NIA	OptumHealth International B.V.	Ownership	99.999	UnitedHealth Group Incorporated		
							Optum Health & Technology (India) Private Limited	IND	NIA	United Behavioral Health	Ownership	0.001	UnitedHealth Group Incorporated		
0707	UnitedHealth Group Incorporated	.00000	98-1095799				Optum Health & Technology (Singapore) Pte. Ltd.	SGP	NIA	OptumHealth International B.V.	Ownership	100.000	UnitedHealth Group Incorporated		
0707	UnitedHealth Group Incorporated	.00000	98-1095879				Optum Health & Technology (UK) Limited	GBR	NIA	Optum UK Solutions Group Limited	Ownership	100.000	UnitedHealth Group Incorporated		
0707	UnitedHealth Group Incorporated	.00000	20-2149493				Optum Health & Technology (US), LLC	MO	NIA	OptumHealth Holdings, LLC	Ownership	100.000	UnitedHealth Group Incorporated		
		.00000	43-1747235				Optum Health & Technology Holdings (US), Inc.	MO	NIA	Optum, Inc.	Ownership	100.000	UnitedHealth Group Incorporated		
		.00000	98-1184561				Optum Health & Technology Serviços do Brasil Ltda.	BRA	NIA	Optum Global Solutions International B.V.	Ownership	99.996	UnitedHealth Group Incorporated		
		.00000	98-1184561				Optum Health & Technology Serviços do Brasil Ltda.	BRA	NIA	OptumInsight, Inc.	Ownership	0.004	UnitedHealth Group Incorporated		
0707	UnitedHealth Group Incorporated	.00000	98-1276517				Optum Health and Technology FZ-LLC	ARE	NIA	Optum Global Solutions International B.V.	Ownership	100.000	UnitedHealth Group Incorporated		
0707	UnitedHealth Group Incorporated	.00000	98-1097921				Optum Health Services (Canada) Ltd.	CAN	NIA	Optum Health & Technology Holdings (US), Inc.	Ownership	100.000	UnitedHealth Group Incorporated		
0707	UnitedHealth Group Incorporated	.00000	98-1406274				Optum Health Solutions (Australia) Pty Ltd.	AUS	NIA	Optum UK Solutions Group Limited	Ownership	100.000	UnitedHealth Group Incorporated		
0707	UnitedHealth Group Incorporated	.00000	98-1147355				Optum Health Solutions (UK) Limited	GBR	NIA	Optum UK Solutions Group Limited	Ownership	100.000	UnitedHealth Group Incorporated		
0707	UnitedHealth Group Incorporated	.00000	58-2068880				Optum Healthcare of Illinois, Inc.	GA	NIA	Optum Women's and Children's Health, LLC	Ownership	100.000	UnitedHealth Group Incorporated		
		.00000	20-0212381				Optum Hospice Pharmacy Services, LLC	NIA		OptumRx Health Solutions, LLC	Ownership	100.000	UnitedHealth Group Incorporated		2
0707	UnitedHealth Group Incorporated	69647	31-0628424				Optum Insurance of Ohio, Inc.	OH	IA	OptumRx PBM of Maryland, LLC	Ownership	100.000	UnitedHealth Group Incorporated		2
		.00000	46-4734521				Optum Labs Dimensions, Inc.	DE	NIA	Optum Labs, Inc.	Ownership	100.000	UnitedHealth Group Incorporated		2
		.00000	98-1249178				Optum Labs International (UK) Ltd.	GBR	NIA	Optum, Inc.	Ownership	100.000	UnitedHealth Group Incorporated		5
		.00000	46-1615964				Optum Labs, Inc.	DE	NIA	Optum, Inc.	Ownership	100.000	UnitedHealth Group Incorporated		2
		.00000	98-1209730				Optum Life Sciences (Canada) Inc.	CAN	NIA	OptumInsight Life Sciences, Inc.	Ownership	100.000	UnitedHealth Group Incorporated		5
		.00000	98-1098190				Optum Management Consulting (Shanghai) Co., Ltd.	CHN	NIA	Optum Health & Technology Holdings (US), Inc.	Ownership	100.000	UnitedHealth Group Incorporated		
		.00000	30-0826311				Optum Medical Services of California, P.C.		OTH	Physician(s) owned	Influence	0.000	UnitedHealth Group Incorporated		4
		.00000	45-3866363				Optum Medical Services, P.C.		OTH	Physician(s) owned	Influence	0.000	UnitedHealth Group Incorporated		4
							Optum Nevada Accountable Care Organization								
		.00000	90-1001805				LLC	DE	NIA	Collaborative Care Holdings, LLC	Ownership	100.000	UnitedHealth Group Incorporated		
		.00000	58-1873062				Optum of New York, Inc.	NY	NIA	Optum Women's and Children's Health, LLC	Ownership	100.000	UnitedHealth Group Incorporated		

SCHEDULE Y
PART 1A - DETAIL OF INSURANCE HOLDING COMPANY SYSTEM

1	2	3	4	5	6	7	8	9	10	11	12	13	14	15	16
Group Code	Group Name	NAIC Company Code	ID Number	Federal RSSD	CIK	Name of Securities Exchange if Publicly Traded (U.S. or International)	Names of Parent, Subsidiaries Or Affiliates	Domi-ciliary Location	Relation-ship to Reporting Entity	Directly Controlled by (Name of Entity/Person)	Type of Control (Ownership, Board, Management, Attorney-in-Fact, Influence, Other)	If Control is Owner-ship Provide Percen-tage	Ultimate Controlling Entity(ies)/Person(s)	Is an SCA Filing Re-quired? (Y/N)	*
		.00000	98-1097761				Optum Operations (Ireland) Unlimited Company	.IRL	.NIA	UnitedHealthcare International VII S.à r.l.	Ownership	100.000	UnitedHealth Group Incorporated		
		.00000	20-8911466				Optum Palliative and Hospice Care of Pennsylvania, Inc.	.TN	.NIA	Hospice Inspiris Holdings, Inc.	Ownership	100.000	UnitedHealth Group Incorporated		
		.00000	20-8911303				Optum Palliative and Hospice Care of Texas, Inc.	.TN	.NIA	Hospice Inspiris Holdings, Inc.	Ownership	100.000	UnitedHealth Group Incorporated		.5
		.00000	30-0226127				Optum Palliative and Hospice Care, Inc.	.DE	.NIA	Collaborative Care Holdings, LLC	Ownership	100.000	UnitedHealth Group Incorporated		
		.00000	20-4581265				Optum Public Sector Solutions, Inc.	.DE	.NIA	OptumInsight, Inc.	Ownership	100.000	UnitedHealth Group Incorporated		
		.00000	46-3328009				Optum Rocket, Inc.	.DE	.NIA	OptumInsight, Inc.	Ownership	100.000	UnitedHealth Group Incorporated		
		.00000	26-0543382				Optum Senior Services, LLC	.AL	.NIA	Optum Hospice Pharmacy Services, LLC	Ownership	100.000	UnitedHealth Group Incorporated		.2
.0707	UnitedHealth Group Incorporated	.00000	98-1307821				Optum Services (Ireland) Limited	.IRL	.NIA	Company	Ownership	100.000	UnitedHealth Group Incorporated		
		.00000	66-0870003				Optum Services (Puerto Rico) LLC	.PR	.NIA	UnitedHealthcare International III B.V.	Ownership	100.000	UnitedHealth Group Incorporated		
		.00000	45-4683454				Optum Services, Inc.		.NIA	Optum, Inc.	Ownership	100.000	UnitedHealth Group Incorporated		
		.00000	98-1284698				Optum Solutions do Brasil – Tecnologia e Serviços de Suporte Ltda.	.BRA	.NIA	Optum Global Solutions International B.V.	Ownership	100.000	UnitedHealth Group Incorporated		
		.00000	98-1284698				Optum Solutions do Brasil – Tecnologia e Serviços de Suporte Ltda.	.BRA	.NIA	OptumInsight, Inc.	Ownership	0.000	UnitedHealth Group Incorporated		
		.00000	98-0644599				Optum Solutions UK Holdings Limited	.GBR	.NIA	Optum Health & Technology Holdings (US), Inc.	Ownership	100.000	UnitedHealth Group Incorporated		
		.00000	46-5713629				Optum Technology, Inc.	.DE	.NIA	Optum, Inc.	Ownership	100.000	UnitedHealth Group Incorporated		
		.00000	98-1097769				Optum UK Solutions Group Limited	.GBR	.NIA	Optum Solutions UK Holdings Limited	Ownership	100.000	UnitedHealth Group Incorporated		
		.00000	58-2205984				Optum Women's and Children's Health, LLC	.DE	.NIA	My Wellness Solutions, LLC	Ownership	100.000	UnitedHealth Group Incorporated		
		.00000	30-0580620	3119994			Optum, Inc.	.DE	.NIA	United HealthCare Services, Inc.	Ownership	100.000	UnitedHealth Group Incorporated		
		.00000	46-3983926				Optum360 Services, Inc.	.DE	.NIA	Optum Rocket, Inc.	Ownership	69.000	UnitedHealth Group Incorporated		.2
		.00000	82-3446942				Optum360 Solutions, LLC	.DE	.NIA	OptumInsight, Inc.	Ownership	100.000	UnitedHealth Group Incorporated		.2
		.00000	46-3328307				Optum360, LLC	.DE	.NIA	Optum Rocket, Inc.	Ownership	69.000	UnitedHealth Group Incorporated		.2
		.00000	41-1591944				OptumHealth Care Solutions, LLC	.DE	.NIA	OptumInsight, Inc.	Ownership	100.000	UnitedHealth Group Incorporated		
		.00000	47-0858530				OptumHealth Financial Services, Inc.	.DE	.NIA	OptumHealth Holdings, LLC	Ownership	100.000	UnitedHealth Group Incorporated		
		.00000	47-1192395				OptumHealth Holdings, LLC	.DE	.NIA	Optum, Inc.	Ownership	100.000	UnitedHealth Group Incorporated		
		.00000	98-1106868				OptumHealth International B.V.	.MLD	.NIA	Catamaran S.à r.l.	Ownership	100.000	UnitedHealth Group Incorporated		
		.00000					OptumInsight Holdings, LLC	.DE	.NIA	Optum, Inc.	Ownership	100.000	UnitedHealth Group Incorporated		
		.00000	04-3383745				OptumInsight Life Sciences, Inc.	.DE	.NIA	OptumInsight, Inc.	Ownership	100.000	UnitedHealth Group Incorporated		.2
		.00000	41-1858498				OptumInsight, Inc.	.DE	.NIA	OptumInsight Holdings, LLC	Ownership	100.000	UnitedHealth Group Incorporated		
		.00000	75-2578509				OptumRx Administrative Services, LLC	.TX	.NIA	OptumRx Holdings I, LLC	Ownership	100.000	UnitedHealth Group Incorporated		
.0707	UnitedHealth Group Incorporated	.00000	31-1728846				OptumRx Discount Card Services, LLC	.DE	.NIA	OptumRx PBM of Illinois, Inc.	Ownership	100.000	UnitedHealth Group Incorporated		
		.00000	47-4734235				OptumRx Group Holdings, Inc.	.DE	.NIA	Optum, Inc.	Ownership	100.000	UnitedHealth Group Incorporated		
		.00000	46-0666840				OptumRx Health Solutions, LLC	.DE	.NIA	OptumRx Administrative Services, LLC	Ownership	100.000	UnitedHealth Group Incorporated		.2
		.00000	80-0870454				OptumRx Holdings I, LLC	.DE	.NIA	OptumRx Group Holdings, Inc.	Ownership	100.000	UnitedHealth Group Incorporated		
		.00000					OptumRx Holdings, LLC	.DE	.NIA	Optum, Inc.	Ownership	100.000	UnitedHealth Group Incorporated		
		.00000	34-1472211				OptumRx Home Delivery of Ohio, LLC	.OH	.NIA	OptumRx Health Solutions, LLC	Ownership	100.000	UnitedHealth Group Incorporated		.2
		.00000	20-0218027				OptumRx IPA III, Inc.	.NY	.NIA	OptumRx PBM of Maryland, LLC	Ownership	100.000	UnitedHealth Group Incorporated		
		.00000	20-0151096				OptumRx NY IPA, Inc.	.NY	.NIA	OptumRx, Inc.	Ownership	100.000	UnitedHealth Group Incorporated		
		.00000	27-3419292				OptumRx of Pennsylvania, LLC	.DE	.NIA	OptumRx Health Solutions, LLC	Ownership	100.000	UnitedHealth Group Incorporated		
		.00000	11-2581812				OptumRx PBM of Illinois, Inc.	.DE	.NIA	OptumRx Administrative Services, LLC	Ownership	100.000	UnitedHealth Group Incorporated		
		.00000	88-0361447				OptumRx PBM of Maryland, LLC	.NV	.NIA	OptumRx Health Solutions, LLC	Ownership	100.000	UnitedHealth Group Incorporated		
		.00000	03-0592263				OptumRx PBM of Pennsylvania, LLC	.PA	.NIA	OptumRx of Pennsylvania, LLC	Ownership	100.000	UnitedHealth Group Incorporated		
		.00000	26-1424534				OptumRx PBM of Puerto Rico, LLC	.NV	.NIA	OptumRx PBM of Maryland, LLC	Ownership	100.000	UnitedHealth Group Incorporated		
		.00000	38-3693753				OptumRx PBM of Wisconsin, LLC	.WI	.NIA	OptumRx PBM of Illinois, Inc.	Ownership	100.000	UnitedHealth Group Incorporated		
		.00000	16-1767416				OptumRx PD of Pennsylvania, LLC	.PA	.NIA	OptumRx of Pennsylvania, LLC	Ownership	100.000	UnitedHealth Group Incorporated		
		.00000	88-0373347				OptumRx Pharmacy of Nevada, Inc.	.NV	.NIA	OptumRx Health Solutions, LLC	Ownership	100.000	UnitedHealth Group Incorporated		
		.00000	47-3146510				OptumRx Pharmacy, Inc.	.DE	.NIA	OptumRx, Inc.	Ownership	100.000	UnitedHealth Group Incorporated		
		.00000	33-0441200				OptumRx, Inc.	.CA	.NIA	OptumRx Holdings, LLC	Ownership	100.000	UnitedHealth Group Incorporated		
		.00000	22-3883387				OREGON OUTPATIENT SURGERY CENTER, LLC	.OR	.NIA	Providence & SCA Off-Campus Holdings, LLC	Influence	51.180	UnitedHealth Group Incorporated		.5

SCHEDULE Y
PART 1A - DETAIL OF INSURANCE HOLDING COMPANY SYSTEM

1	2	3	4	5	6	7	8	9	10	11	12	13	14	15	16
Group Code	Group Name	NAIC Company Code	ID Number	Federal RSSD	CIK	Name of Securities Exchange if Publicly Traded (U.S. or International)	Names of Parent, Subsidiaries Or Affiliates	Domi-ciliary Location	Relation-ship to Reporting Entity	Directly Controlled by (Name of Entity/Person)	Type of Control (Ownership, Board, Management, Attorney-in-Fact, Influence, Other)	If Control is Owner-ship Provide Per-centage	Ultimate Controlling Entity(ies)/Person(s)	Is an SCA Filing Re-quired? (Y/N)	*
0707	UnitedHealth Group Incorporated	.00000	59-3125869				Orlando Center for Outpatient Surgery, L.P.	.GA	NIA	Surgical Health of Orlando, Inc.	Ownership	58.699	UnitedHealth Group Incorporated		2
		.00000	46-2881462				Orthology Mid-Atlantic, Inc.	.DE	NIA	Orthology, Inc.	Ownership	100.000	UnitedHealth Group Incorporated		
		.00000	46-2742615				Orthology, Inc.	.DE	NIA	UnitedHealth Group Ventures, LLC	Ownership	100.000	UnitedHealth Group Incorporated		
		.00000	13-3960641				OrthoNet Holdings, Inc.	.DE	NIA	OptumHealth Care Solutions, LLC	Ownership	100.000	UnitedHealth Group Incorporated		
		.00000	13-3818652				OrthoNet LLC		NIA	OrthoNet Holdings, Inc.	Ownership	100.000	UnitedHealth Group Incorporated		3
		.00000	13-4025898				OrthoNet New York IPA, Inc.	.NY	NIA	OrthoNet Holdings, Inc.	Ownership	100.000	UnitedHealth Group Incorporated		
		.11068	30-0029448				OrthoNet of the Mid-Atlantic, Inc.		IA	OrthoNet Holdings, Inc.	Ownership	100.000	UnitedHealth Group Incorporated		1
		.00000	26-2884306				OrthoNet of the South, Inc.	.DE	NIA	OrthoNet Holdings, Inc.	Ownership	100.000	UnitedHealth Group Incorporated		5
		.00000	46-1581769				OrthoNet Services, Inc.	.DE	NIA	OrthoNet Holdings, Inc.	Ownership	100.000	UnitedHealth Group Incorporated		
		.00000	20-0221966				OrthoNet West, Inc.	.DE	NIA	OrthoNet Holdings, Inc.	Ownership	100.000	UnitedHealth Group Incorporated		
0707	UnitedHealth Group Incorporated	.00000	81-2594417				ORTHOPEDIC SURGERY CENTER OF PALM BEACH COUNTY, LLC	.FL	NIA	SCA-Palm Beach, LLC	Influence	20.000	UnitedHealth Group Incorporated		5
		.00000	41-1921007				Ovations, Inc.	.DE	NIA	United HealthCare Services, Inc.	Ownership	100.000	UnitedHealth Group Incorporated		
		.00000	06-1587795				Oxford Benefit Management, Inc.	.CT	NIA	Oxford Health Plans LLC	Ownership	100.000	UnitedHealth Group Incorporated		
		.78026	22-2797560				Oxford Health Insurance, Inc.	.NY	IA	UnitedHealthcare Insurance Company	Ownership	100.000	UnitedHealth Group Incorporated		
		.96798	06-1181201				Oxford Health Plans (CT), Inc.	.CT	IA	Oxford Health Plans LLC	Ownership	100.000	UnitedHealth Group Incorporated		
		.95506	22-2745725				Oxford Health Plans (NJ), Inc.		IA	Oxford Health Plans LLC	Ownership	100.000	UnitedHealth Group Incorporated		
		.95479	06-1181200				Oxford Health Plans (NY), Inc.		IA	Oxford Health Plans LLC	Ownership	100.000	UnitedHealth Group Incorporated		
		.00000	52-2443751				Oxford Health Plans LLC	.DE	NIA	UnitedHealth Group Incorporated	Ownership	100.000	UnitedHealth Group Incorporated		2
		.00000	27-0008097				P2P Link, LLC	.DE	NIA	SRPS, LLC	Ownership	100.000	UnitedHealth Group Incorporated		
		.00000					Pacifica Labs, Inc.	.DE	NIA	Victory Rollover Holdings LLC	Ownership	100.000	UnitedHealth Group Incorporated		
0707	UnitedHealth Group Incorporated	.70785	35-1137395				PacifiCare Life and Health Insurance Company	.IN	IA	United HealthCare Services, Inc.	Ownership	100.000	UnitedHealth Group Incorporated		
		.84506	95-2829463				PacifiCare Life Assurance Company	.CO	IA	United HealthCare Services, Inc.	Ownership	100.000	UnitedHealth Group Incorporated		
		.95617	94-3267522				PacifiCare of Arizona, Inc.	.AZ	IA	United HealthCare Services, Inc.	Ownership	100.000	UnitedHealth Group Incorporated		
		.95434	84-1011378				PacifiCare of Colorado, Inc.	.CO	IA	United HealthCare Services, Inc.	Ownership	100.000	UnitedHealth Group Incorporated		2
		.95685	86-0875231				PacifiCare of Nevada, Inc.	.NV	IA	United HealthCare Services, Inc.	Ownership	100.000	UnitedHealth Group Incorporated		2
		.00000	98-1444613				Pacifico S.A. Entidad Prestadora de Salud	.PER	NIA	Empremédica S. A.	Ownership	50.000	UnitedHealth Group Incorporated		2
		.00000	62-1595402				Paoli Ambulatory Surgery Center	.PA	NIA	SCA-Paoli, LLC	Ownership	51.000	UnitedHealth Group Incorporated		2
		.00000	62-1547618				Paoli Surgery Center, L.P.	.TN	NIA	Paoli Ambulatory Surgery Center	Ownership	64.250	UnitedHealth Group Incorporated		2
		.00000	45-1484375				Park Hill Surgery Center, LLC	.TX	NIA	THR-SCA Holdings, LLC	Influence	51.000	UnitedHealth Group Incorporated		5
		.00000	20-4127100				Parkway Surgery Center, LLC		NIA	SCA-Hagerstown, LLC	Ownership	63.300	UnitedHealth Group Incorporated		2
0707	UnitedHealth Group Incorporated	.00000	46-3034062				PASC Real Estate, LLC		NIA	Pueblo Ambulatory Surgery Center, LLC	Influence	25.000	UnitedHealth Group Incorporated		5
		.00000	63-1271644				Pasteur Plaza Surgery Center GP, Inc.	.DE	NIA	ASC Network, LLC	Ownership	100.000	UnitedHealth Group Incorporated		2
		.00000					Patrimonio Autónomo Nueva Clínica – PANC.	.COL	NIA	Clínica del Country S.A.	Ownership	65.170	UnitedHealth Group Incorporated		2
		.00000					Patrimonio Autónomo Nueva Clínica – PANC.	.COL	NIA	Banmedica Internacional SpA	Ownership	9.590	UnitedHealth Group Incorporated		2
		.00000	62-1451147				Payment Resolution Services, LLC	.TN	NIA	OptumInsight, Inc.	Ownership	100.000	UnitedHealth Group Incorporated		5
		.00000	75-3265056				PCCCV, Inc.	.CA	NIA	PrimeCare Medical Network, Inc.	Ownership	100.000	UnitedHealth Group Incorporated		2
		.00000	20-5662149				Peoples Health, Inc.	.LA	IA	New Orleans Regional Physician Hospital Organization, L.L.C.	Ownership	100.000	UnitedHealth Group Incorporated		2
		.00000					Perham Physical Therapy, LTD.		NIA	Orthology, Inc.	Ownership	100.000	UnitedHealth Group Incorporated		2
		.00000					Perimeter Center for Outpatient Surgery, L.P.								
		.00000	58-1978405				Pharmacy Software Holdco, Inc.		NIA	SHC Atlanta, LLC	Influence	18.643	UnitedHealth Group Incorporated		5
0707	UnitedHealth Group Incorporated	.00000	23-2171049				Pharmacy Software Holdco, Inc.		NIA	OptumRx Administrative Services, LLC	Ownership	100.000	UnitedHealth Group Incorporated		
		.00000	35-2288416				PHC Subsidiary Holdings, LLC	.TX	NIA	United HealthCare Services, Inc.	Ownership	100.000	UnitedHealth Group Incorporated		
		.00000	81-2902954				Physician Alliance of the Rockies, LLC		NIA	New West Physicians, Inc.	Ownership	100.000	UnitedHealth Group Incorporated		2
		.00000	30-0516435				Physician Partners Medical Group, Inc.	.CA	OTH	Physician(s) owned	Influence	0.000	UnitedHealth Group Incorporated		4
		.00000	59-3438026				PHYSICIANS DAY SURGERY CENTER, LLC	.FL	NIA	SCA-Naples, LLC	Ownership	51.000	UnitedHealth Group Incorporated		2
		.11494	04-3677255				Physicians Health Choice of Texas, LLC	.TX	IA	PHC Subsidiary Holdings, LLC	Ownership	100.000	UnitedHealth Group Incorporated		
		.00000	52-1162824				Physicians Health Plan of Maryland, Inc.	.MD	NIA	United HealthCare Services, Inc.	Ownership	100.000	UnitedHealth Group Incorporated		
		.00000					Plano de Saúde Ana Costa Ltda.	.BRA	IA	Anil Assistência Médica Internacional S.A.	Ownership	74.860	UnitedHealth Group Incorporated		
		.00000	98-1388873				Plano de Saúde Ana Costa Ltda.	.BRA	IA	Santos Administração e Participações S.A.	Ownership	25.140	UnitedHealth Group Incorporated		
		.00000	98-1388873												

SCHEDULE Y
PART 1A - DETAIL OF INSURANCE HOLDING COMPANY SYSTEM

1	2	3	4	5	6	7	8	9	10	11	12	13	14	15	16
Group Code	Group Name	NAIC Company Code	ID Number	Federal RSSD	CIK	Name of Securities Exchange if Publicly Traded (U.S. or International)	Names of Parent, Subsidiaries Or Affiliates	Domi-ciliary Location	Relation-ship to Reporting Entity	Directly Controlled by (Name of Entity/Person)	Type of Control (Ownership, Board, Management, Attorney-in-Fact, Influence, Other)	If Control is Owner-ship Provide Percen-tage	Ultimate Controlling Entity(ies)/Person(s)	Is an SCA Filing Re-quired? (Y/N)	*
		.00000	66-0742844				Plus One Health Management Puerto Rico, Inc.	.PR	NIA	Plus One Holdings, Inc.	Ownership	100.000	UnitedHealth Group Incorporated		
		.00000	13-3613705				Plus One Holdings, Inc.	.DE	NIA	OptumHealth Care Solutions, LLC	Ownership	100.000	UnitedHealth Group Incorporated		
		.00000	80-0670247				PMI Aquisition, LLC	.DE	NIA	Progressive Enterprises Holdings, Inc.	Ownership	100.000	UnitedHealth Group Incorporated		
		.00000	26-3148744				PMSI Holdings, LLC	.DE	NIA	Progressive Enterprises Holdings, Inc.	Ownership	100.000	UnitedHealth Group Incorporated		
		.00000	59-3166848				PMSI Settlement Solutions, LLC	.FL	NIA	PMSI Holdings, LLC	Ownership	100.000	UnitedHealth Group Incorporated		
		.00000	56-2422696				PMSI, LLC	.FL	NIA	PMSI Holdings, LLC	Ownership	100.000	UnitedHealth Group Incorporated		2
		.00000	98-1083164				Polar II Fundo de Investimento em Participações Multiestrategia	.BRA	NIA	UnitedHealthcare International IV S.á r.l.	Ownership	100.000	UnitedHealth Group Incorporated		
		.00000	47-5563848				Polo Holdco, LLC		NIA	Collaborative Care Holdings, LLC	Ownership	80.100	UnitedHealth Group Incorporated		2
		.00000	46-5415205				POMCO Network, Inc.	.NY	NIA	UMR, Inc.	Ownership	100.000	UnitedHealth Group Incorporated		
		.00000	65-0392785				POMCO of Florida Ltd., Inc.	.FL	NIA	UMR, Inc.	Ownership	100.000	UnitedHealth Group Incorporated		
		.00000	46-2975338				POMCO West, Inc.	.DE	NIA	POMCO, Inc.	Ownership	100.000	UnitedHealth Group Incorporated		
		.00000	15-0581348				POMCO, Inc.	.NY	NIA	UMR, Inc.	Ownership	100.000	UnitedHealth Group Incorporated		
		.00000	45-0482796				Pomcoplus, LLC	.NY	NIA	UMR, Inc.	Ownership	100.000	UnitedHealth Group Incorporated		
		.00000	33-0261822				Pomerado Outpatient Surgical Center, Inc.	.CA	NIA	ASC Network, LLC	Ownership	100.000	UnitedHealth Group Incorporated		
		.00000	33-0752699				Pomerado Outpatient Surgical Center, L.P.	.FL	NIA	Pomerado Outpatient Surgical Center, Inc.	Ownership	57.500	UnitedHealth Group Incorporated		2
		.00000	65-0683927				Preferred Care Partners Holding, Corp.	.FL	NIA	United HealthCare Services, Inc.	Ownership	100.000	UnitedHealth Group Incorporated		
		.00000	26-1845018				Preferred Care Partners Medical Group, Inc.	.FL	NIA	Preferred Care Partners Holding, Corp.	Ownership	100.000	UnitedHealth Group Incorporated		
.0707	UnitedHealth Group Incorporated	.11176	65-0885893				Preferred Care Partners, Inc.	.FL	.IA	Preferred Care Partners Holding, Corp.	Ownership	100.000	UnitedHealth Group Incorporated		
		.00000	75-3265059				Premier Choice ACO, Inc.	.CA	NIA	PrimeCare Medical Network, Inc.	Ownership	100.000	UnitedHealth Group Incorporated		
		.00000	72-1378216				Premier Surgery Center of Louisville, L.P.	.TN	NIA	SCA Premier Surgery Center of Louisville, LLC	Ownership	51.000	UnitedHealth Group Incorporated		2
		.00000	33-0527335				Primary Care Associated Medical Group, Inc.	.CA	.OTH	Physician(s) owned	Influence	0.000	UnitedHealth Group Incorporated		4
		.00000	30-0516440				Prime Community Care, Inc.	.CA	.OTH	Physician(s) owned	Influence	0.000	UnitedHealth Group Incorporated		4
		.00000	88-0253112				Prime Health, Inc.	.NV	NIA	Sierra Health Services, Inc.	Ownership	100.000	UnitedHealth Group Incorporated		
		.00000	33-0607478				PrimeCare Medical Network, Inc.	.CA	.IA	NAMI Holdings, Inc.	Ownership	100.000	UnitedHealth Group Incorporated		
		.00000	87-0757397				PrimeCare of Citrus Valley, Inc.	.CA	NIA	PrimeCare Medical Network, Inc.	Ownership	80.000	UnitedHealth Group Incorporated		2
		.00000	33-0674407				PrimeCare of Corona, Inc.	.CA	NIA	PrimeCare Medical Network, Inc.	Ownership	100.000	UnitedHealth Group Incorporated		
		.00000	33-0674401				PrimeCare of Hemet Valley, Inc.	.CA	NIA	PrimeCare Medical Network, Inc.	Ownership	100.000	UnitedHealth Group Incorporated		
		.00000	33-0674408				PrimeCare of Inland Valley, Inc.	.CA	NIA	PrimeCare Medical Network, Inc.	Ownership	100.000	UnitedHealth Group Incorporated		
		.00000	33-0674402				PrimeCare of Moreno Valley, Inc.	.CA	NIA	PrimeCare Medical Network, Inc.	Ownership	100.000	UnitedHealth Group Incorporated		
		.00000	33-0674400				PrimeCare of Redlands, Inc.	.CA	NIA	PrimeCare Medical Network, Inc.	Ownership	100.000	UnitedHealth Group Incorporated		
		.00000	33-0674404				PrimeCare of Riverside, Inc.	.CA	NIA	PrimeCare Medical Network, Inc.	Ownership	100.000	UnitedHealth Group Incorporated		
		.00000	14-1915328				PrimeCare of San Bernardino, Inc.	.CA	NIA	PrimeCare Medical Network, Inc.	Ownership	100.000	UnitedHealth Group Incorporated		
		.00000	33-0698439				PrimeCare of Sun City, Inc.	.CA	NIA	PrimeCare Medical Network, Inc.	Ownership	100.000	UnitedHealth Group Incorporated		
		.00000	33-0674409				PrimeCare of Temecula, Inc.	.CA	NIA	PrimeCare Medical Network, Inc.	Ownership	100.000	UnitedHealth Group Incorporated		
		.00000	14-1873402				Procura Management, Inc.	.DE	NIA	Healthcare Solutions, Inc.	Ownership	100.000	UnitedHealth Group Incorporated		
		.00000	27-4371197				Progressive Enterprises Holdings, Inc.	.DE	NIA	OptumRx, Inc.	Ownership	100.000	UnitedHealth Group Incorporated		2
		.00000	31-1192384				Progressive Medical, LLC	.OH	NIA	PMI Aquisition, LLC	Ownership	100.000	UnitedHealth Group Incorporated		
		.00000	45-4469117				ProHEALTH Accountable Care Medical Group, PLLC	.NY	.OTH	PROHEALTH CARE ASSOCIATES, L.L.P.	Influence	0.000	UnitedHealth Group Incorporated		4
		.00000	11-3447394				ProHEALTH Ambulatory Surgery Center, Inc.	.NY	.OTH	Physician(s) owned	Influence	0.000	UnitedHealth Group Incorporated		4
		.00000	11-3355604				ProHEALTH Care Associates LLP	.NY	.OTH	ProHEALTH Medical NY, P.C.	Influence	0.000	UnitedHealth Group Incorporated		4
		.00000	32-0229091				ProHEALTH Fitness of Lake Success, LLC	.NY	NIA	ProHEALTH Medical Management, LLC	Ownership	82.620	UnitedHealth Group Incorporated		2
		.00000	47-1049961				ProHEALTH Medical Management, LLC	.DE	NIA	Collaborative Care Holdings, LLC	Ownership	80.000	UnitedHealth Group Incorporated		2
		.00000	45-5470737				ProHealth Physicians ACO, LLC	.CT	NIA	ProHealth Physicians, Inc.	Ownership	100.000	UnitedHealth Group Incorporated		
		.00000	06-1446075				ProHealth Physicians, Inc.	.CT	NIA	Polo Holdco, LLC	Ownership	100.000	UnitedHealth Group Incorporated		
		.00000	06-1469068				ProHealth Physicians, P.C.	.CT	.OTH	Physician(s) owned	Influence	0.000	UnitedHealth Group Incorporated		4
		.00000	06-1469068				Prohealth Physicians, P.C.	.CT	.OTH	ProHealth Physicians, Inc.	Influence	0.000	UnitedHealth Group Incorporated		4
		.00000	32-0455430				ProHealth Proton Center Management, LLC	.DE	NIA	ProHEALTH Medical Management, LLC	Ownership	100.000	UnitedHealth Group Incorporated		
		.00000	47-5661535				ProHEALTH Urgent Care Medicine of New Jersey LLP	.NJ	.OTH	Physician(s) owned	Influence	0.000	UnitedHealth Group Incorporated		4
		.00000	46-1883579				ProHEALTH Urgent Care Medicine, PLLC	.NY	.OTH	PROHEALTH CARE ASSOCIATES, L.L.P.	Influence	0.000	UnitedHealth Group Incorporated		4

SCHEDULE Y
PART 1A - DETAIL OF INSURANCE HOLDING COMPANY SYSTEM

1	2	3	4	5	6	7	8	9	10	11	12	13	14	15	16
Group Code	Group Name	NAIC Company Code	ID Number	Federal RSSD	CIK	Name of Securities Exchange if Publicly Traded (U.S. or International)	Names of Parent, Subsidiaries Or Affiliates	Domi-ciliary Location	Relation-ship to Reporting Entity	Directly Controlled by (Name of Entity/Person)	Type of Control (Ownership, Board, Management, Attorney-in-Fact, Influence, Other)	If Control is Owner-ship Provide Percen-tage	Ultimate Controlling Entity(ies)/Person(s)	Is an SCA Filing Re-quired? (Y/N)	*
		.00000					Promotora Country S.A.	.COL	NIA	Banmédica S.A.	Ownership	50.000	UnitedHealth Group Incorporated		3
		.00000	22-3493126				Pronounced Health Solutions, Inc.	.DE	NIA	My Wellness Solutions, LLC	Ownership	100.000	UnitedHealth Group Incorporated		
		.00000	98-1444638				Prosemedic S.A.C.	.PER	NIA	Pacifico S.A. Entidad Prestadora de Salud	Ownership	80.000	UnitedHealth Group Incorporated		1
		.00000	90-0876656				PS Center, LLC	.CA	NIA	Beach Surgical Holdings II LLC	Influence	100.000	UnitedHealth Group Incorporated		5
		.00000	62-1488737				Pueblo Ambulatory Surgery Center, LLC	.CO	NIA	SC Affiliates, LLC	Ownership	100.000	UnitedHealth Group Incorporated		
		.00000	93-1068319				Pueblo-SCA Surgery Center, LLC	.DE	NIA	SC Affiliates, LLC	Ownership	100.000	UnitedHealth Group Incorporated		
		.00000					Pulse Platform, LLC	.DE	NIA	Rally Health, Inc.	Ownership	100.000	UnitedHealth Group Incorporated		
		.00000	46-3901920				QoL Acquisition Holdings Corp.	.DE	NIA	Genoa Healthcare, Inc.	Ownership	100.000	UnitedHealth Group Incorporated		
		.00000	52-2016292				Quality Software Services, Inc.	.MD	NIA	OptumInsight, Inc.	Ownership	100.000	UnitedHealth Group Incorporated		
		.00000	35-2493256				Rally Health, Inc.	.DE	NIA	Optum Digital Health Holdings, LLC	Ownership	100.000	UnitedHealth Group Incorporated		
		.00000	80-0947972				Real Appeal, Inc.	.DE	NIA	Rally Health, Inc.	Ownership	100.000	UnitedHealth Group Incorporated		
		.00000					Recaudación y Cobranzas Honodav Ltda.	.CHL	NIA	Clínica Dávila y Servicios Médicos S.A.	Ownership	99.000	UnitedHealth Group Incorporated		
		.00000					Recaudación y Cobranzas Honodav Ltda.	.CHL	NIA	Servicios Integrados de Salud Ltda.	Ownership	1.000	UnitedHealth Group Incorporated		
		.00000	94-3115625				Redlands Ambulatory Surgery Center	.CA	NIA	Redlands-SCA Surgery Centers, Inc.	Ownership	54.000	UnitedHealth Group Incorporated		2
		.00000					Redlands Family Practice Medical Group, Inc.	.CA	OTH	Physician(s) owned	Influence	0.000	UnitedHealth Group Incorporated		4
		.00000	56-2627067				Redlands-SCA Surgery Centers, Inc.	.CA	NIA	SC Affiliates, LLC	Ownership	100.000	UnitedHealth Group Incorporated		
		.00000	94-3115627				Reliant Medical Group, Inc.	.MA	OTH	Reliant MSO, LLC	Influence	0.000	UnitedHealth Group Incorporated		4
		.00000	22-2912515				Reliant MSO, LLC	.DE	NIA	Collaborative Care Holdings, LLC	Ownership	100.000	UnitedHealth Group Incorporated		
		.00000	82-3745100				Renai Health Holdings, Inc.	.DE	NIA	UnitedHealth Group Ventures, LLC	Ownership	100.000	UnitedHealth Group Incorporated		
		.00000	32-0543788				Renai Health IPA, LLC	.DE	NIA	Renai Health Holdings, Inc.	Ownership	100.000	UnitedHealth Group Incorporated		
		.00000	82-3161933				Renai Health Management, LLC	.DE	NIA	Renai Health Holdings, Inc.	Ownership	100.000	UnitedHealth Group Incorporated		
		.00000	82-3130872				River Valley ASC, LLC	.CT	NIA	SCA-River Valley, LLC	Ownership	57.540	UnitedHealth Group Incorporated		2
		.00000	46-0758315				Riverside Medical Management, LLC	.DE	NIA	ProHEALTH Medical Management, LLC	Ownership	100.000	UnitedHealth Group Incorporated		
		.00000	32-0500242				Riverside Pediatric Group, P.C.	.NJ	OTH	Physician(s) owned	Influence	0.000	UnitedHealth Group Incorporated		4
		.00000	22-3624559				Robert B. McBeath, M.D. II, P.C.	.NV	OTH	Physician(s) owned	Influence	0.000	UnitedHealth Group Incorporated		4
		.00000	86-0857176				Robert B. McBeath, M.D. III, P.C.	.NV	OTH	Physician(s) owned	Influence	0.000	UnitedHealth Group Incorporated		4
		.00000					Robert B. McBeath, M.D., Professional Corporation	.NV	OTH	Physician(s) owned	Influence	0.000	UnitedHealth Group Incorporated		4
.0707	UnitedHealth Group Incorporated	.95482	84-0614905				Rocky Mountain Health Maintenance Organization, Incorporated	.CO	IA	United HealthCare Services, Inc.	Ownership	100.000	UnitedHealth Group Incorporated		
		.00000	84-1009248				Rocky Mountain Health Management Corporation	.CO	NIA	Rocky Mountain Health Maintenance Organization, Incorporated	Ownership	100.000	UnitedHealth Group Incorporated		
.0707	UnitedHealth Group Incorporated	.47004	84-1224718				Rocky Mountain HealthCare Options, Inc.	.CO	IA	Organization, Incorporated	Ownership	100.000	UnitedHealth Group Incorporated		
		.00000	45-4148369				ROCS Holdings, LLC	.IN	NIA	SCA ROCS Holdings, LLC	Influence	49.000	UnitedHealth Group Incorporated		5
		.00000					Saden S.A.	.CHL	NIA	Banmédica S.A.	Ownership	99.920	UnitedHealth Group Incorporated		
		.00000					Saden S.A.	.CHL	NIA	Clínica Dávila y Servicios Médicos S.A.	Ownership	0.080	UnitedHealth Group Incorporated		
		.00000	74-2462470				Salem Surgery Center, LLC	.OR	NIA	Surgicare of Salem, LLC	Ownership	67.000	UnitedHealth Group Incorporated		2
		.00000	45-2219585				Salveo Specialty Pharmacy, Inc.	.DE	NIA	OptumRx Administrative Services, LLC	Ownership	100.000	UnitedHealth Group Incorporated		
		.00000	77-0322251				San Diego Endoscopy Center	.CA	NIA	Endoscopy Center Affiliates, Inc.	Influence	42.000	UnitedHealth Group Incorporated		5
		.00000					San Diego Sports and Minimally Invasive Surgery Center, LLC	.DE	NIA	SCA-San Diego, Inc.	Influence	31.608	UnitedHealth Group Incorporated		5
		.00000	26-0287192				Sand Lake SurgiCenter, LLC	.FL	NIA	SCA-Sand Lake, LLC	Ownership	52.450	UnitedHealth Group Incorporated		2
		.00000	91-2127820				Santa Cruz Endoscopy Center, LLC	.CA	NIA	SCA Pacific Holdings, Inc.	Ownership	50.000	UnitedHealth Group Incorporated		2
		.00000					Santa Helena Assistência Médica S.A.	.BRA	NIA	Elual Participações S.A.	Ownership	65.210	UnitedHealth Group Incorporated		2
		.00000					Santa Helena Assistência Médica S.A.	.BRA	NIA	Anil Assistência Médica Internacional S.A.	Ownership	33.600	UnitedHealth Group Incorporated		2
		.00000					Santa Helena Assistência Médica S.A.	.BRA	NIA	Anil Assistência Médica Internacional S.A.	Ownership	33.600	UnitedHealth Group Incorporated		2
		.00000					Santos Administração e Participações S.A.	.BRA	NIA		Ownership	100.000	UnitedHealth Group Incorporated		
		.00000	27-4028885				Savvysherpa Administrative Services, LLC	.MN	NIA	Savvysherpa, LLC	Ownership	100.000	UnitedHealth Group Incorporated		
		.00000					Savvysherpa Asia, Inc.	.PHL	NIA	Savvysherpa, LLC	Ownership	99.990	UnitedHealth Group Incorporated		2
		.00000	41-1934238				Savvysherpa, LLC	.DE	NIA	United HealthCare Services, Inc.	Ownership	100.000	UnitedHealth Group Incorporated		
		.00000	62-1149229				SC Affiliates, LLC	.DE	NIA	Surgical Care Affiliates, LLC	Ownership	100.000	UnitedHealth Group Incorporated		

SCHEDULE Y
PART 1A - DETAIL OF INSURANCE HOLDING COMPANY SYSTEM

1	2	3	4	5	6	7	8	9	10	11	12	13	14	15	16
Group Code	Group Name	NAIC Company Code	ID Number	Federal RSSD	CIK	Name of Securities Exchange if Publicly Traded (U.S. or International)	Names of Parent, Subsidiaries Or Affiliates	Domi-ciliary Location	Relation-ship to Reporting Entity	Directly Controlled by (Name of Entity/Person)	Type of Control (Ownership, Board, Management, Attorney-in-Fact, Influence, Other)	If Control is Owner-ship Provide Per-centage	Ultimate Controlling Entity(ies)/Person(s)	Is an SCA Filing Re-quired? (Y/N)	*
		.00000	47-5537316				SCA Athens, LLC	DE	NIA	SC Affiliates, LLC	Ownership	100.000	UnitedHealth Group Incorporated		
		.00000	47-5014406				SCA Austin Holdings, LLC	DE	NIA	SC Affiliates, LLC	Ownership	100.000	UnitedHealth Group Incorporated		
		.00000	45-4230864				SCA BOSC Holdings, LLC	DE	NIA	National Surgery Centers, LLC	Ownership	25.000	UnitedHealth Group Incorporated		
		.00000	45-4230864				SCA BOSC Holdings, LLC	DE	NIA	SC Affiliates, LLC	Ownership	25.000	UnitedHealth Group Incorporated		
		.00000	45-4230864				SCA BOSC Holdings, LLC	DE	NIA	SunSurgery, LLC	Ownership	25.000	UnitedHealth Group Incorporated		
		.00000	45-4230864				SCA BOSC Holdings, LLC	DE	NIA	Surgery Center Holding, LLC	Ownership	25.000	UnitedHealth Group Incorporated		
		.00000	47-2110605				SCA California Surgical Holdings, LLC	DE	NIA	National Surgery Centers, LLC	Ownership	100.000	UnitedHealth Group Incorporated		
		.00000	47-3916468				SCA Capital, LLC	DE	NIA	Surgical Care Affiliates, LLC	Ownership	100.000	UnitedHealth Group Incorporated		
		.00000	47-5030792				SCA Cedar Park Holdings, LLC	DE	NIA	SCA Austin Holdings, LLC	Ownership	100.000	UnitedHealth Group Incorporated		
		.00000	04-3170801				SCA Danbury Surgical Center, LLC	DE	NIA	SunSurgery, LLC	Ownership	67.000	UnitedHealth Group Incorporated		2
		.00000	62-1535981				SCA Development, LLC	DE	NIA	SC Affiliates, LLC	Ownership	100.000	UnitedHealth Group Incorporated		
		.00000	98-1372069				SCA eCode Solutions Private Limited	IND	NIA	eCode Solutions, LLC	Ownership	99.990	UnitedHealth Group Incorporated		2
		.00000	45-4230987				SCA EHSC Holdings, LLC	DE	NIA	National Surgery Centers, LLC	Ownership	25.000	UnitedHealth Group Incorporated		
		.00000	45-4230987				SCA EHSC Holdings, LLC	DE	NIA	SC Affiliates, LLC	Ownership	25.000	UnitedHealth Group Incorporated		
		.00000	45-4230987				SCA EHSC Holdings, LLC	DE	NIA	SunSurgery, LLC	Ownership	25.000	UnitedHealth Group Incorporated		
		.00000	45-4230987				SCA EHSC Holdings, LLC	DE	NIA	Surgery Center Holding, LLC	Ownership	25.000	UnitedHealth Group Incorporated		
		.00000	47-5512838				SCA EWASC Holdings, LLC	DE	NIA	National Surgery Centers, LLC	Ownership	25.000	UnitedHealth Group Incorporated		
		.00000	47-5512838				SCA EWASC Holdings, LLC	DE	NIA	SC Affiliates, LLC	Ownership	25.000	UnitedHealth Group Incorporated		
		.00000	47-5512838				SCA EWASC Holdings, LLC	DE	NIA	SunSurgery, LLC	Ownership	25.000	UnitedHealth Group Incorporated		
		.00000	47-5512838				SCA EWASC Holdings, LLC	DE	NIA	Surgery Center Holding, LLC	Ownership	25.000	UnitedHealth Group Incorporated		
		.00000	47-5064834				SCA Hays Holdings, LLC	DE	NIA	SCA Austin Holdings, LLC	Ownership	100.000	UnitedHealth Group Incorporated		
		.00000					SCA Heartland Holdings, LLC	DE	NIA	SC Affiliates, LLC	Ownership	100.000	UnitedHealth Group Incorporated		
		.00000	36-4869243				SCA HoldCo, Inc.	DE	NIA	Collaborative Care Holdings, LLC	Ownership	100.000	UnitedHealth Group Incorporated		
		.00000	27-1664837				SCA Holding Company, Inc.	DE	NIA	SCA Surgery Holdings, LLC	Ownership	100.000	UnitedHealth Group Incorporated		
		.00000	47-1256943				SCA Holdings, Inc.	CA	NIA	National Surgery Centers, LLC	Ownership	100.000	UnitedHealth Group Incorporated		
		.00000	45-4240475				SCA IEC Holdings, LLC		NIA	National Surgery Centers, LLC	Ownership	25.000	UnitedHealth Group Incorporated		2
		.00000	45-4240475				SCA IEC Holdings, LLC	DE	NIA	SC Affiliates, LLC	Ownership	25.000	UnitedHealth Group Incorporated		2
		.00000	45-4240475				SCA IEC Holdings, LLC	DE	NIA	SunSurgery, LLC	Ownership	25.000	UnitedHealth Group Incorporated		
		.00000	45-4240475				SCA IEC Holdings, LLC	DE	NIA	Surgery Center Holding, LLC	Ownership	25.000	UnitedHealth Group Incorporated		
		.00000	45-2684108				SCA Indiana Holdings, LLC	DE	NIA	National Surgery Centers, LLC	Ownership	25.000	UnitedHealth Group Incorporated		
		.00000	45-2684108				SCA Indiana Holdings, LLC	DE	NIA	SC Affiliates, LLC	Ownership	25.000	UnitedHealth Group Incorporated		
		.00000	45-2684108				SCA Indiana Holdings, LLC	DE	NIA	SunSurgery, LLC	Ownership	25.000	UnitedHealth Group Incorporated		
		.00000	45-2684108				SCA Indiana Holdings, LLC	DE	NIA	Surgery Center Holding, LLC	Ownership	25.000	UnitedHealth Group Incorporated		
		.00000	20-8116987				SCA Nashville ASC, LLC	TN	NIA	Nashville-SCA Surgery Centers, Inc.	Ownership	99.000	UnitedHealth Group Incorporated		
		.00000	20-8116987				SCA Nashville ASC, LLC	TN	NIA	SC Affiliates, LLC	Ownership	1.000	UnitedHealth Group Incorporated		
		.00000	62-1505276				SCA of Clarksville, Inc.	TN	NIA	Surgical Health, LLC	Ownership	100.000	UnitedHealth Group Incorporated		
		.00000	27-1707364				SCA Pacific Holdings, Inc.	CA	NIA	SC Affiliates, LLC	Ownership	100.000	UnitedHealth Group Incorporated		
		.00000	46-1686425				SCA Pennsylvania Holdings, LLC	DE	NIA	Surgery Center Holding, LLC	Ownership	100.000	UnitedHealth Group Incorporated		
							SCA Premier Surgery Center of Louisville, LLC								
		.00000	72-1386840					DE	NIA	SC Affiliates, LLC	Ownership	100.000	UnitedHealth Group Incorporated		
		.00000	81-5211225				SCA Rockledge JV, LLC	DE	NIA	SCA-Merriitt, LLC	Ownership	97.000	UnitedHealth Group Incorporated		2
		.00000	45-4252645				SCA ROCs Holdings, LLC	DE	NIA	National Surgery Centers, LLC	Ownership	25.000	UnitedHealth Group Incorporated		
		.00000	45-4252645				SCA ROCs Holdings, LLC	DE	NIA	SC Affiliates, LLC	Ownership	25.000	UnitedHealth Group Incorporated		
		.00000	45-4252645				SCA ROCs Holdings, LLC	DE	NIA	SunSurgery, LLC	Ownership	25.000	UnitedHealth Group Incorporated		
		.00000	45-4252645				SCA ROCs Holdings, LLC	DE	NIA	Surgery Center Holding, LLC	Ownership	25.000	UnitedHealth Group Incorporated		
		.00000	47-4928368				SCA Southwestern PA, LLC	DE	NIA	SC Affiliates, LLC	Ownership	100.000	UnitedHealth Group Incorporated		
		.00000	47-3165040				SCA Specialists of Florida, LLC	DE	NIA	SCA Surgery Holdings, LLC	Ownership	100.000	UnitedHealth Group Incorporated		
		.00000	46-4898819				SCA SSC Holdings, LLC	DE	NIA	National Surgery Centers, LLC	Ownership	25.000	UnitedHealth Group Incorporated		
		.00000	46-4898819				SCA SSC Holdings, LLC	DE	NIA	SC Affiliates, LLC	Ownership	25.000	UnitedHealth Group Incorporated		
		.00000	46-4898819				SCA SSC Holdings, LLC	DE	NIA	SunSurgery, LLC	Ownership	25.000	UnitedHealth Group Incorporated		
		.00000	46-4898819				SCA SSC Holdings, LLC	DE	NIA	Surgery Center Holding, LLC	Ownership	25.000	UnitedHealth Group Incorporated		
		.00000	45-4266502				SCA SSSC Holdings, LLC	DE	NIA	National Surgery Centers, LLC	Ownership	25.000	UnitedHealth Group Incorporated		
		.00000	45-4266502				SCA SSSC Holdings, LLC	DE	NIA	SC Affiliates, LLC	Ownership	25.000	UnitedHealth Group Incorporated		
		.00000	45-4266502				SCA SSSC Holdings, LLC	DE	NIA	SunSurgery, LLC	Ownership	25.000	UnitedHealth Group Incorporated		

SCHEDULE Y
PART 1A - DETAIL OF INSURANCE HOLDING COMPANY SYSTEM

1	2	3	4	5	6	7	8	9	10	11	12	13	14	15	16
Group Code	Group Name	NAIC Company Code	ID Number	Federal RSSD	CIK	Name of Securities Exchange if Publicly Traded (U.S. or International)	Names of Parent, Subsidiaries Or Affiliates	Domi-ciliary Location	Relation-ship to Reporting Entity	Directly Controlled by (Name of Entity/Person)	Type of Control (Ownership, Board, Management, Attorney-in-Fact, Influence, Other)	If Control is Owner-ship Provide Percen-tage	Ultimate Controlling Entity(ies)/Person(s)	Is an SCA Filing Re-quired? (Y/N)	*
		.00000	45-4266502				SCA SSSC Holdings, LLC	DE	NIA	Surgery Center Holding, LLC	Ownership	25.000	UnitedHealth Group Incorporated		
		.00000	47-5038680				SCA Stonegate Holdings, LLC	DE	NIA	SCA Austin Holdings, LLC	Ownership	100.000	UnitedHealth Group Incorporated		
		.00000	63-1286887				SCA Surgery Center of Cullman, LLC	DE	NIA	SC Affiliates, LLC	Ownership	100.000	UnitedHealth Group Incorporated		
		.00000	26-2602268				SCA Surgery Holdings, LLC	DE	NIA	Surgical Care Affiliates, LLC	Ownership	100.000	UnitedHealth Group Incorporated		
		.00000	46-4774546				SCA Surgery Partners, LLC	DE	NIA	National Surgery Centers, LLC	Ownership	100.000	UnitedHealth Group Incorporated		
		.00000	75-2501088				SCA Surgicare of Laguna Hills, LLC	DE	NIA	Surgery Center Holding, LLC	Ownership	100.000	UnitedHealth Group Incorporated		5
		.00000	27-2096767				SCA Teammate Support Network		NIA	Surgical Care Affiliates, LLC	Ownership	100.000	UnitedHealth Group Incorporated		
		.00000	74-2555097				SCA-Albuquerque Surgery Properties, Inc.		NIA	SC Affiliates, LLC	Ownership	100.000	UnitedHealth Group Incorporated		2
		.00000	47-1807383				SCA-Alliance, LLC		NIA	SCA Surgery Holdings, LLC	Ownership	100.000	UnitedHealth Group Incorporated		2
		.00000	82-4763869				SCA-Anne Arundel, LLC	DE	NIA	SC Affiliates, LLC	Ownership	100.000	UnitedHealth Group Incorporated		2
		.00000	82-3857984				SCA-Bethesda, LLC	DE	NIA	SC Affiliates, LLC	Ownership	100.000	UnitedHealth Group Incorporated		
		.00000	62-1530120				SCA-Blue Ridge, LLC		NIA	SC Affiliates, LLC	Ownership	100.000	UnitedHealth Group Incorporated		
		.00000					SCA-Bonita Springs, LLC		NIA	SC Affiliates, LLC	Ownership	100.000	UnitedHealth Group Incorporated		
		.00000	82-1980137				SCA-Brandon, LLC		NIA	SC Affiliates, LLC	Ownership	50.980	UnitedHealth Group Incorporated		2
		.00000	81-3336088				SCA-Brazil, LLC		NIA	SC Affiliates, LLC	Ownership	100.000	UnitedHealth Group Incorporated		
		.00000	83-1094012				SCA-Castle Rock, LLC		NIA	SC Affiliates, LLC	Ownership	100.000	UnitedHealth Group Incorporated		
		.00000	47-1535510				SCA-Central Florida, LLC		NIA	SC Affiliates, LLC	Ownership	55.360	UnitedHealth Group Incorporated		2
		.00000	58-1709758				SCA-Charleston, LLC		NIA	SCA Surgery Holdings, LLC	Ownership	100.000	UnitedHealth Group Incorporated		
		.00000	82-4511713				SCA-Chatham, LLC		NIA	SC Affiliates, LLC	Ownership	100.000	UnitedHealth Group Incorporated		
		.00000	83-1093626				SCA-Cherry Creek, LLC		NIA	SC Affiliates, LLC	Ownership	100.000	UnitedHealth Group Incorporated		
		.00000	81-3301058				SCA-Chevy Chase, LLC		NIA	SC Affiliates, LLC	Ownership	100.000	UnitedHealth Group Incorporated		
		.00000	62-1516306				SCA-Citrus, Inc.		NIA	SC Affiliates, LLC	Ownership	100.000	UnitedHealth Group Incorporated		
		.00000	93-1047471				SCA-Colorado Springs, LLC		NIA	SC Affiliates, LLC	Ownership	100.000	UnitedHealth Group Incorporated		
		.00000	83-1585952				SCA-Connecticut Partners, LLC		NIA	SunSurgery, LLC	Ownership	100.000	UnitedHealth Group Incorporated		
		.00000	47-4028383				SCA-Davenport, LLC		NIA	SC Affiliates, LLC	Ownership	100.000	UnitedHealth Group Incorporated		
		.00000	82-1470227				SCA-Derry, LLC	DE	NIA	SC Affiliates, LLC	Ownership	78.873	UnitedHealth Group Incorporated		2
		.00000	81-3734814				SCA-Doral, LLC	DE	NIA	SC Affiliates, LLC	Ownership	100.000	UnitedHealth Group Incorporated		
		.00000	83-1093886				SCA-DRY CREEK, LLC	DE	NIA	SC Affiliates, LLC	Ownership	100.000	UnitedHealth Group Incorporated		
		.00000	83-1102015				SCA-DTC Holdings, LLC	DE	NIA	SC Affiliates, LLC	Ownership	100.000	UnitedHealth Group Incorporated		
		.00000	81-1594261				SCA-Dublin, LLC	DE	NIA	SC Affiliates, LLC	Ownership	100.000	UnitedHealth Group Incorporated		
		.00000	81-3301305				SCA-Encinitas, Inc.	DE	NIA	Surgical Health, LLC	Ownership	100.000	UnitedHealth Group Incorporated		
.0707	UnitedHealth Group Incorporated	.00000	62-1541235				SCA-Eugene, Inc.	TN	NIA	SC Affiliates, LLC	Ownership	100.000	UnitedHealth Group Incorporated		
		.00000					SCA-First Coast, LLC	DE	NIA	SC Affiliates, LLC	Ownership	100.000	UnitedHealth Group Incorporated		
		.00000	62-1551099				SCA-Florence, LLC	DE	NIA	SC Affiliates, LLC	Ownership	100.000	UnitedHealth Group Incorporated		
		.00000	93-1067967				SCA-Fort Collins, Inc.	CO	NIA	SC Affiliates, LLC	Ownership	100.000	UnitedHealth Group Incorporated		
		.00000	62-1502719				SCA-Fort Walton, Inc.	TN	NIA	SC Affiliates, LLC	Ownership	100.000	UnitedHealth Group Incorporated		
		.00000	47-3641516				SCA-Franklin, LLC		NIA	SC Affiliates, LLC	Ownership	100.000	UnitedHealth Group Incorporated		1
		.00000	81-2727879				SCA-Frederick, LLC		NIA	SC Affiliates, LLC	Ownership	100.000	UnitedHealth Group Incorporated		
		.00000	82-3535257				SCA-Freeway Holdings, LLC		NIA	SC Affiliates, LLC	Ownership	100.000	UnitedHealth Group Incorporated		
		.00000					SCA-Ft. Myers, LLC		NIA	SC Affiliates, LLC	Ownership	100.000	UnitedHealth Group Incorporated		
		.00000	62-1547690				SCA-Gainesville, LLC		NIA	SC Affiliates, LLC	Ownership	100.000	UnitedHealth Group Incorporated		2
		.00000	81-1956407				SCA-Gladiolus, LLC	DE	NIA	SC Affiliates, LLC	Ownership	100.000	UnitedHealth Group Incorporated		2
		.00000	82-1438326				SCA-GRANTS PASS, LLC	DE	NIA	SC Affiliates, LLC	Ownership	100.000	UnitedHealth Group Incorporated		
		.00000	81-2376695				SCA-Grove Place, LLC	DE	NIA	SC Affiliates, LLC	Ownership	100.000	UnitedHealth Group Incorporated		
		.00000	47-3466283				SCA-Hagerstown, LLC	DE	NIA	SC Affiliates, LLC	Ownership	100.000	UnitedHealth Group Incorporated		2
		.00000	81-4605501				SCA-Hamden, LLC	DE	NIA	SC Affiliates, LLC	Ownership	100.000	UnitedHealth Group Incorporated		2
		.00000	47-5229514				SCA-Hilton Head, LLC	DE	NIA	SC Affiliates, LLC	Ownership	100.000	UnitedHealth Group Incorporated		5
		.00000	62-1506650				SCA-Honolulu, LLC	DE	NIA	SC Affiliates, LLC	Ownership	100.000	UnitedHealth Group Incorporated		
		.00000	81-3445356				SCA-Houston Executive, LLC	DE	NIA	SCA Pacific Holdings, Inc.	Ownership	100.000	UnitedHealth Group Incorporated		
		.00000	81-4905342				SCAI Holdings, LLC	DE	NIA	SCA HoldCo, Inc.	Ownership	100.000	UnitedHealth Group Incorporated		
		.00000	81-1666861				SCA-Illinois, LLC	DE	NIA	SCA Surgery Holdings, LLC	Ownership	100.000	UnitedHealth Group Incorporated		2
		.00000	47-3930052				SCA-IT Holdings, LLC	DE	NIA	SC Affiliates, LLC	Ownership	100.000	UnitedHealth Group Incorporated		
		.00000	83-1102109				SCA-Kissing Camels Holdings, LLC	DE	NIA	SC Affiliates, LLC	Ownership	100.000	UnitedHealth Group Incorporated		
		.00000	81-4292506				SCA-Main Street, LLC	DE	NIA	SC Affiliates, LLC	Ownership	100.000	UnitedHealth Group Incorporated		

SCHEDULE Y
PART 1A - DETAIL OF INSURANCE HOLDING COMPANY SYSTEM

1	2	3	4	5	6	7	8	9	10	11	12	13	14	15	16
Group Code	Group Name	NAIC Company Code	ID Number	Federal RSSD	CIK	Name of Securities Exchange if Publicly Traded (U.S. or International)	Names of Parent, Subsidiaries Or Affiliates	Domi-ciliary Location	Relation-ship to Reporting Entity	Directly Controlled by (Name of Entity/Person)	Type of Control (Ownership, Board, Management, Attorney-in-Fact, Influence, Other)	If Control is Owner-ship Provide Per-centage	Ultimate Controlling Entity(ies)/Person(s)	Is an SCA Filing Re-quired? (Y/N)	*
		.00000					SCA-Marina del Rey, LLC	.CA	NIA	SC Affiliates, LLC	Ownership	100.000	UnitedHealth Group Incorporated		
		.00000	81-1367813				SCA-MC VBP, Inc.	.DE	NIA	SC Affiliates, LLC	Ownership	100.000	UnitedHealth Group Incorporated		
		.00000	62-1184188				SCA-Mecklenburg Development Corp.	.NC	NIA	SC Affiliates, LLC	Ownership	100.000	UnitedHealth Group Incorporated		
		.00000	81-4616104				SCA-Memorial City, LLC	.DE	NIA	SC Affiliates, LLC	Ownership	100.000	UnitedHealth Group Incorporated		5
		.00000	81-1771410				SCA-Merritt, LLC	.DE	NIA	SC Affiliates, LLC	Ownership	100.000	UnitedHealth Group Incorporated		5
		.00000	82-2455773				SCA-Midlands, LLC	.DE	NIA	SC Affiliates, LLC	Ownership	100.000	UnitedHealth Group Incorporated		
		.00000	81-2976543				SCA-Midway Management, LLC	.IL	NIA	SC Affiliates, LLC	Ownership	100.000	UnitedHealth Group Incorporated		2
		.00000	83-1093787				SCA-Mile High Holdings, LLC	.DE	NIA	SC Affiliates, LLC	Ownership	100.000	UnitedHealth Group Incorporated		
		.00000	80-0070617				SCA-Mobile, LLC	.DE	NIA	SC Affiliates, LLC	Ownership	100.000	UnitedHealth Group Incorporated		
		.00000	81-1320467				SCA-Mokena Properties, LLC	.DE	NIA	SCA-Mokena, LLC	Ownership	100.000	UnitedHealth Group Incorporated		2
		.00000	81-1065674				SCA-Mokena, LLC	.DE	NIA	SC Affiliates, LLC	Ownership	100.000	UnitedHealth Group Incorporated		
		.00000	62-1506655				SCA-Mt. Pleasant, LLC	.DE	NIA	SC Affiliates, LLC	Ownership	100.000	UnitedHealth Group Incorporated		
		.00000	81-2850365				SCA-Naperville, LLC	.DE	NIA	SC Affiliates, LLC	Ownership	100.000	UnitedHealth Group Incorporated		
		.00000	82-3002171				SCA-Naples, LLC	.DE	NIA	SC Affiliates, LLC	Ownership	100.000	UnitedHealth Group Incorporated		2
		.00000	81-1347328				SCA-ND VBP, Inc.	.DE	NIA	SC Affiliates, LLC	Ownership	100.000	UnitedHealth Group Incorporated		
		.00000	47-4418919				SCA-New Jersey, LLC	.DE	NIA	SC Affiliates, LLC	Ownership	100.000	UnitedHealth Group Incorporated		
		.00000	47-1760663				SCA-Newport Beach, LLC	.CA	NIA	SC Affiliates, LLC	Ownership	100.000	UnitedHealth Group Incorporated		
		.00000					Scanner Centromed S.A.	.CHL	NIA	Administradora Médica Centromed S.A.	Ownership	84.500	UnitedHealth Group Incorporated		2
		.00000	62-1589343				SCA-Northeast Georgia Health, LLC	.TN	NIA	SCA-Gainesville, LLC	Ownership	50.100	UnitedHealth Group Incorporated		2
		.00000	81-3445510				SCA-Palm Beach MSO Holdings, LLC	.DE	NIA	SunSurgery, LLC	Ownership	100.000	UnitedHealth Group Incorporated		
		.00000	82-3050836				SCA-Palm Beach, LLC	.DE	NIA	SC Affiliates, LLC	Ownership	100.000	UnitedHealth Group Incorporated		
		.00000	62-1538850				SCA-Paoli, LLC	.DE	NIA	SC Affiliates, LLC	Ownership	100.000	UnitedHealth Group Incorporated		
		.00000	47-2785908				SCA-Phoenix, LLC	.DE	NIA	SC Affiliates, LLC	Ownership	100.000	UnitedHealth Group Incorporated		
		.00000	47-1620189				SCA-Pocono, LLC	.DE	NIA	SC Affiliates, LLC	Ownership	100.000	UnitedHealth Group Incorporated		2
		.00000	81-4139195				SCA-PORTLAND, LLC	.DE	NIA	SC Affiliates, LLC	Ownership	100.000	UnitedHealth Group Incorporated		
		.00000	81-4304317				SCA-River Valley, LLC	.DE	NIA	SC Affiliates, LLC	Ownership	100.000	UnitedHealth Group Incorporated		
		.00000	47-1647512				SCA-Rockville, LLC	.FL	NIA	SC Affiliates, LLC	Ownership	100.000	UnitedHealth Group Incorporated		
		.00000	81-2963561				SCA-San Diego, Inc.	.DE	NIA	Surgical Health, LLC	Ownership	100.000	UnitedHealth Group Incorporated		2
		.00000	94-3138088				SCA-San Luis Obispo, LLC	.DE	NIA	SC Affiliates, LLC	Ownership	100.000	UnitedHealth Group Incorporated		
		.00000	47-1685878				SCA-Sand Lake, LLC	.FL	NIA	SC Affiliates, LLC	Ownership	100.000	UnitedHealth Group Incorporated		
		.00000	88-0185362				SCA-Santa Rosa, Inc.	.NV	NIA	SC Affiliates, LLC	Ownership	100.000	UnitedHealth Group Incorporated		
		.00000	62-1179532				SCA-Shelby Development Corp.	.TN	NIA	SC Affiliates, LLC	Ownership	100.000	UnitedHealth Group Incorporated		2
		.00000	81-3300613				SCA-Somerset, LLC	.DE	NIA	SCA Surgery Holdings, LLC	Ownership	100.000	UnitedHealth Group Incorporated		2
		.00000	22-3117714				SCA-South Jersey, LLC	.DE	NIA	SC Affiliates, LLC	Ownership	100.000	UnitedHealth Group Incorporated		
		.00000	47-2676325				SCA-Sparta, LLC	.DE	NIA	SC Affiliates, LLC	Ownership	100.000	UnitedHealth Group Incorporated		
		.00000	82-4490088				SCA-Spartanburg Holdings, LLC	.DE	NIA	SC Affiliates, LLC	Ownership	100.000	UnitedHealth Group Incorporated		
		.00000	47-4106989				SCA-St. Louis, LLC	.DE	NIA	Surgical Health, LLC	Ownership	100.000	UnitedHealth Group Incorporated		2
		.00000	82-3270591				SCA-St. Lucie, LLC	.DE	NIA	SC Affiliates, LLC	Ownership	100.000	UnitedHealth Group Incorporated		5
		.00000	81-4371453				SCA-SurgiCare, LLC	.DE	NIA	SC Affiliates, LLC	Ownership	100.000	UnitedHealth Group Incorporated		5
		.00000	81-2455241				SCA-Swiftpath, LLC	.DE	NIA	SC Affiliates, LLC	Ownership	100.000	UnitedHealth Group Incorporated		5
		.00000	82-1987225				SCA-VERTA, LLC	.DE	NIA	SC Affiliates, LLC	Ownership	100.000	UnitedHealth Group Incorporated		2
		.00000	82-2294882				SCA-Wake Forest, LLC	.DE	NIA	SC Affiliates, LLC	Ownership	100.000	UnitedHealth Group Incorporated		
		.00000	82-1449412				SCA-Western Connecticut, LLC	.DE	NIA	SC Affiliates, LLC	Ownership	100.000	UnitedHealth Group Incorporated		
		.00000	82-3689825				SCA-Westover Hills, LLC	.DE	NIA	SC Affiliates, LLC	Ownership	100.000	UnitedHealth Group Incorporated		
		.00000					SCA-Wilmington, LLC	.DE	NIA	SC Affiliates, LLC	Ownership	100.000	UnitedHealth Group Incorporated		
		.00000	47-2890788				SCA-Wilson, LLC	.DE	NIA	SCA Surgery Holdings, LLC	Ownership	100.000	UnitedHealth Group Incorporated		2
		.00000	81-1159878				SCA-Winchester, LLC	.DE	NIA	SC Affiliates, LLC	Ownership	100.000	UnitedHealth Group Incorporated		
		.00000	62-1525777				SCA-Winter Park, Inc.	.TN	NIA	SC Affiliates, LLC	Ownership	100.000	UnitedHealth Group Incorporated		
		.00000	82-3528300				SCA-Woodlands Holdings, LLC	.DE	NIA	SC Affiliates, LLC	Ownership	100.000	UnitedHealth Group Incorporated		5
		.00000	27-2635371				SCP Specialty Infusion, LLC	.DE	NIA	BrioRx Infusion Services, Inc.	Ownership	100.000	UnitedHealth Group Incorporated		
		.00000	45-3629080				Script Relief LLC	.DE	NIA	OptumRxHealth Solutions, LLC	Influence	42.000	UnitedHealth Group Incorporated		5
		.00000	98-1097822				ScriptSwitch Limited	.GBR	NIA	Optum UK Solutions Group Limited	Ownership	100.000	UnitedHealth Group Incorporated		
		.00000	98-1202716				Seisa Serviços Integrados de Saúde Ltda.	.BRA	NIA	Anil Assistência Médica Internacional S.A.	Ownership	99.990	UnitedHealth Group Incorporated		2

SCHEDULE Y
PART 1A - DETAIL OF INSURANCE HOLDING COMPANY SYSTEM

1	2	3	4	5	6	7	8	9	10	11	12	13	14	15	16
Group Code	Group Name	NAIC Company Code	ID Number	Federal RSSD	CIK	Name of Securities Exchange if Publicly Traded (U.S. or International)	Names of Parent, Subsidiaries Or Affiliates	Domi-ciliary Location	Relation-ship to Reporting Entity	Directly Controlled by (Name of Entity/Person)	Type of Control (Ownership, Board, Management, Attorney-in-Fact, Influence, Other)	If Control is Owner-ship Provide Percen-tage	Ultimate Controlling Entity(ies)/Person(s)	Is an SCA Filing Re-quired? (Y/N)	*
		.00000	98-1202716				Seisa Serviços Integrados de Saúde Ltda.BRA	NIA.....	Cemed Care – Empresa de Atendimento Clínico	Ownership.....	0.000	UnitedHealth Group Incorporated		2
		.00000	42-1709357				Senate Street Surgery Center, LLCIN	NIA.....	Geral Ltda.	Ownership.....	50.720	UnitedHealth Group Incorporated		2
		.00000	27-1533951				Serquinox Holdings LLCDE	NIA.....	SCA SSSC Holdings, LLC	Ownership.....	100.000	UnitedHealth Group Incorporated		
							Serviços de Entrenamiento en Competencias Clínicas Ltda.			BriovaRx Infusion Services, Inc.	Ownership.....		UnitedHealth Group Incorporated		
		.00000					Serviços de Entrenamiento en Competencias Clínicas Ltda.CHL	NIA.....	Clínica Santa María S.A.	Ownership.....	99.900	UnitedHealth Group Incorporated		
		.00000					Serviços Integrados de Salud Ltda.CHL	NIA.....	Sociedad de Inversiones Santa María S.A.	Ownership.....	0.100	UnitedHealth Group Incorporated		
		.00000					Serviços Integrados de Salud Ltda.CHL	NIA.....	Clínica Dávila y Servicios Médicos S.A.	Ownership.....	99.900	UnitedHealth Group Incorporated		2
		.00000					Serviços Médicos Amed Quilpué S.A.CHL	NIA.....	Clínica Santa María S.A.	Ownership.....	0.100	UnitedHealth Group Incorporated		5
		.00000					Serviços Médicos Amed Quilpué S.A.CHL	NIA.....	Centromed Quilpué S.A.	Ownership.....	99.900	UnitedHealth Group Incorporated		
		.00000					Serviços Médicos Amed Quilpué S.A.CHL	NIA.....	Laboratorios Médicos Amed Quilpué S.A.	Ownership.....	0.100	UnitedHealth Group Incorporated		
		.00000					Serviços Médicos Bio Bio LimitadaCHL	NIA.....	Clínica Bio Bio S.A.	Ownership.....	99.000	UnitedHealth Group Incorporated		
		.00000					Serviços Médicos Bio Bio LimitadaCHL	NIA.....	Saden S.A.	Ownership.....	1.000	UnitedHealth Group Incorporated		
		.00000					Serviços Médicos Ciudad del Mar Ltda.CHL	NIA.....	Clínica Ciudad del Mar S.A.	Ownership.....	99.000	UnitedHealth Group Incorporated		
		.00000					Serviços Médicos Ciudad del Mar Ltda.CHL	NIA.....	Saden S.A.	Ownership.....	1.000	UnitedHealth Group Incorporated		
		.00000					Serviços Médicos Santa María LimitadaCHL	NIA.....	Sociedad de Inversiones Santa María S.A.	Ownership.....	99.176	UnitedHealth Group Incorporated		
		.00000					Serviços Médicos Santa María LimitadaCHL	NIA.....	Clínica Santa María S.A.	Ownership.....	0.824	UnitedHealth Group Incorporated		5
		.00000					Serviços Médicos Vespucio Ltda.CHL	NIA.....	Clínica Vespucio S.A.	Ownership.....	99.000	UnitedHealth Group Incorporated		5
		.00000					Serviços Médicos Vespucio Ltda.CHL	NIA.....	Saden S.A.	Ownership.....	1.000	UnitedHealth Group Incorporated		5
		.00000	45-4233576				SharedClarity LLCDE	NIA.....	United HealthCare Services, Inc.	Ownership.....	100.000	UnitedHealth Group Incorporated		5
		.00000	58-1978974				SHC Atlanta, LLCDE	NIA.....	Surgical Health, LLC	Ownership.....	100.000	UnitedHealth Group Incorporated		5
		.00000	58-2013443				SHC Austin, Inc.GA	NIA.....	Surgical Health, LLC	Ownership.....	100.000	UnitedHealth Group Incorporated		5
		.00000	58-2062812				SHC Hawthorn, Inc.GA	NIA.....	Surgical Health, LLC	Ownership.....	100.000	UnitedHealth Group Incorporated		5
		.00000	58-2101924				SHC Melbourne, Inc.		NIA.....	Surgical Health, LLC	Ownership.....	100.000	UnitedHealth Group Incorporated		
		.00000	62-1223273				Shelby Surgery Properties, Inc.TN	NIA.....	SC Affiliates, LLC	Ownership.....	100.000	UnitedHealth Group Incorporated		
							Sierra Health and Life Insurance Company, Inc.NV	IA.....	Sierra Health Services, Inc.	Ownership.....	100.000	UnitedHealth Group Incorporated		5
		.00000	84-0734860				Sierra Health Services, Inc.NV	NIA.....	UnitedHealthcare, Inc.	Ownership.....	100.000	UnitedHealth Group Incorporated		
		.00000	88-0200415				Sierra Health-Care Options, Inc.NV	NIA.....	Sierra Health Services, Inc.	Ownership.....	100.000	UnitedHealth Group Incorporated		2
		.00000	88-0254322				Sierra Home Medical Products, Inc.NV	NIA.....	Sierra Health Services, Inc.	Ownership.....	100.000	UnitedHealth Group Incorporated		2
		.00000	88-0385705				Sierra Nevada Administrators, Inc.NV	NIA.....	Sierra Health Services, Inc.	Ownership.....	100.000	UnitedHealth Group Incorporated		5
		.00000	88-0264562				Sistema de Administración Hospitalaria S.A.C.			Sierra Health Services, Inc.	Ownership.....	100.000	UnitedHealth Group Incorporated		
		.00000					Sobam – Centro Médico Hospitalar S.A.PER	NIA.....	Pacifico S.A. Entidad Prestadora de Salud ..	Ownership.....	99.870	UnitedHealth Group Incorporated		1
		.00000					Sociedad de Inversiones Santa María S.A.BRA	IA.....	Santa Helena Assistência Médica S.A.	Ownership.....	100.000	UnitedHealth Group Incorporated		2
		.00000	98-1453235				Sociedad de Inversiones Santa María S.A.CHL	NIA.....	Clínica Santa María S.A.	Ownership.....	99.743	UnitedHealth Group Incorporated		2
		.00000	98-1453235				Sociedad de Inversiones Santa María S.A.CHL	NIA.....	Clínica Dávila y Servicios Médicos S.A.	Ownership.....	0.257	UnitedHealth Group Incorporated		2
							Sociedad Editorial para la Ciencia Limitada.								
		.00000	98-1462570					.COL	NIA.....	Banmédica S.A.	Ownership.....	76.290	UnitedHealth Group Incorporated		2
		.00000	20-8433398				Somerset Outpatient Surgery, L.L.C.NJ	NIA.....	SCA-Somerset, LLC	Ownership.....	59.999	UnitedHealth Group Incorporated		2
		.00000	88-0201420				Southwest Medical Associates, Inc.NV	NIA.....	Sierra Health Services, Inc.	Ownership.....	100.000	UnitedHealth Group Incorporated		
		.00000	38-2609888				Southwest Michigan Health Network Inc.		NIA.....	UnitedHealthcare, Inc.	Ownership.....	100.000	UnitedHealth Group Incorporated		2
		.00000	36-4369359				Southwest Surgery Center, LLCIL	NIA.....	SCA-Mokena, LLC	Ownership.....	44.670	UnitedHealth Group Incorporated		2
		.00000	75-2516426				Space Coast Surgical Center, Ltd.FL	NIA.....	SCA Rockledge JV, LLC	Ownership.....	52.190	UnitedHealth Group Incorporated		2
		.00000	57-0953005				Spartanburg Surgery Center, LLCSC	NIA.....	SCA-Spartanburg Holdings, LLC	Influence.....	10.700	UnitedHealth Group Incorporated		5
		.00000	55-0790742				Specialists in Urology Surgery Center, LLC ..	.FL	NIA.....	SCA Specialists of Florida, LLC	Ownership.....	100.000	UnitedHealth Group Incorporated		5
		.00000	25-1868213				Specialized Pharmaceuticals, Inc.PA	NIA.....	QoL Acquisition Holdings Corp.	Ownership.....	100.000	UnitedHealth Group Incorporated		5
		.00000	41-1921983				Specialty Benefits, LLCDE	NIA.....	United HealthCare Services, Inc.	Ownership.....	100.000	UnitedHealth Group Incorporated		5
		.00000	20-3412545				Specialty Surgical Center, LLCNJ	NIA.....	SCA-Sparta, LLC	Ownership.....	51.000	UnitedHealth Group Incorporated		2
		.00000	71-0886811				Spectera of New York, IPA, Inc.NY	NIA.....	Spectera, Inc.	Ownership.....	100.000	UnitedHealth Group Incorporated		
		.00000	52-1260282				Spectera, Inc.MD	NIA.....	Specialty Benefits, LLC	Ownership.....	100.000	UnitedHealth Group Incorporated		5
		.00000	81-1387232				SPINETRACK 20/20, Inc.CA	NIA.....	SCA-ND VBP, Inc.	Ownership.....	100.000	UnitedHealth Group Incorporated		
		.00000					Sports and Spinal Physical Therapy, Inc.DC	NIA.....	Orthology, Inc.	Ownership.....	100.000	UnitedHealth Group Incorporated		5
		.00000	46-5587702				Spotlite, Inc.DE	NIA.....	Rally Health, Inc.	Ownership.....	100.000	UnitedHealth Group Incorporated		5

SCHEDULE Y
PART 1A - DETAIL OF INSURANCE HOLDING COMPANY SYSTEM

1	2	3	4	5	6	7	8	9	10	11	12	13	14	15	16
Group Code	Group Name	NAIC Company Code	ID Number	Federal RSSD	CIK	Name of Securities Exchange if Publicly Traded (U.S. or International)	Names of Parent, Subsidiaries Or Affiliates	Domi-ciliary Location	Relation-ship to Reporting Entity	Directly Controlled by (Name of Entity/Person)	Type of Control (Ownership, Board, Management, Attorney-in-Fact, Influence, Other)	If Control is Owner-ship Provide Percen-tage	Ultimate Controlling Entity(ies)/Person(s)	Is an SCA Filing Re-quired? (Y/N)	*
		.00000	62-1770924				SRPS, LLC		NIA	Progressive Enterprises Holdings, Inc.	Ownership	100.000	UnitedHealth Group Incorporated		
		.00000	45-4148167				SSSC Holdings, LLC		NIA	SCA SSSC Holdings, LLC	Influence	49.000	UnitedHealth Group Incorporated		5
		.00000	75-2201400				St. Cloud Outpatient Surgery, Ltd., a Minnesota Limited Partnership	..MN	NIA	St. Cloud Surgical Center, LLC	Influence	23.383	UnitedHealth Group Incorporated		5
		.00000	41-1348916				St. Cloud Surgical Center, LLC	..DE	NIA	Surgery Center Holding, LLC	Ownership	100.000	UnitedHealth Group Incorporated		
		.00000	20-1211544				Stonegate Surgery Center, L.P.	..TX	NIA	SCA Stonegate Holdings, LLC	Ownership	56.834	UnitedHealth Group Incorporated		2
		.00000	27-2944223				Streamlines Health, LLC		NIA	Savvysherpa, LLC	Ownership	100.000	UnitedHealth Group Incorporated		
		.00000	06-1082848				SunSurgery, LLC		NIA	Surgical Care Affiliates, LLC	Ownership	100.000	UnitedHealth Group Incorporated		
		.00000	82-5207693				Surgery Center at Kissing Camels, LLC		NIA	SCA-Kissing Camels Holdings, LLC	Ownership	55.000	UnitedHealth Group Incorporated		2
		.00000	62-1739361				Surgery Center Holding, LLC		NIA	Surgical Care Affiliates, LLC	Ownership	100.000	UnitedHealth Group Incorporated		
		.00000	45-0581955				Surgery Center of Athens, LLC	..GA	NIA	Athens ASC Holdings, LLC	Ownership	100.000	UnitedHealth Group Incorporated		
		.00000	62-1509341				Surgery Center of Boca Raton, Inc.	..FL	NIA	Surgical Health, LLC	Ownership	100.000	UnitedHealth Group Incorporated		
		.00000	62-1506370				Surgery Center of Clarksville, L.P.		NIA	Surgical Health, LLC	Ownership	99.900	UnitedHealth Group Incorporated		2
		.00000	63-1214140				Surgery Center of Colorado Springs, LLC		NIA	SC Affiliates, LLC	Ownership	100.000	UnitedHealth Group Incorporated		
..0707	UnitedHealth Group Incorporated	.00000	42-1166764				Surgery Center of Des Moines, LLC	..DE	NIA	Surgery Center Holding, LLC	Ownership	100.000	UnitedHealth Group Incorporated		
..0707	UnitedHealth Group Incorporated	.00000	72-1349752				Surgery Center of Easton, LLC	..DE	NIA	SC Affiliates, LLC	Ownership	100.000	UnitedHealth Group Incorporated		
		.00000	63-1212213				Surgery Center of Ellicott City, Inc.	..DE	NIA	SC Affiliates, LLC	Ownership	100.000	UnitedHealth Group Incorporated		
		.00000	20-1733152				Surgery Center of Fairfield County, LLC	..DE	NIA	SunSurgery, LLC	Influence	43.204	UnitedHealth Group Incorporated		5
		.00000	62-1179539				Surgery Center of Lexington, LLC	..DE	NIA	SC Affiliates, LLC	Ownership	100.000	UnitedHealth Group Incorporated		
		.00000	62-1179537				Surgery Center of Louisville, LLC	..DE	NIA	SC Affiliates, LLC	Ownership	100.000	UnitedHealth Group Incorporated		
		.00000	63-1231944				Surgery Center of Maui, LLC	..DE	NIA	SC Affiliates, LLC	Ownership	100.000	UnitedHealth Group Incorporated		
		.00000	63-1194204	3410132			Surgery Center of Muskogee, LLC	..DE	NIA	SC Affiliates, LLC	Ownership	100.000	UnitedHealth Group Incorporated		
		.00000	11-3701564				Surgery Center of Rockville, L.L.C.	..MD	NIA	SCA-Rockville, LLC	Ownership	59.000	UnitedHealth Group Incorporated		2
		.00000	63-1212214				Surgery Center of Southern Pines, LLC	..DE	NIA	Surgery Center Holding, LLC	Ownership	100.000	UnitedHealth Group Incorporated		
		.00000	63-1178497	4665014	0000731766	New York Stock Exchange	Surgery Center of Spokane, LLC	..DE	NIA	SC Affiliates, LLC	Ownership	100.000	UnitedHealth Group Incorporated		2
		.00000	63-1184216				Surgery Center of Summerlin, LLC		NIA	SC Affiliates, LLC	Ownership	100.000	UnitedHealth Group Incorporated		
		.00000	82-3448050				Surgery Center of The Woodlands, LLC		NIA	SCA-Woodlands Holdings, LLC	Ownership	55.510	UnitedHealth Group Incorporated		2
		.00000	62-1491963				Surgery Center of Vero Beach, Inc.		NIA	Surgical Health, LLC	Ownership	100.000	UnitedHealth Group Incorporated		
		.00000					Surgery Center of Wilmington Properties, LLC		NIA		Ownership	100.000	UnitedHealth Group Incorporated		
		.00000					Surgery Center of Wilmington, LLC	..NC	NIA	SCA-Wilmington, LLC	Ownership	100.000	UnitedHealth Group Incorporated		
		.00000	26-1767806				Surgery Center of Wilson, LLC	..NC	NIA	SCA-Wilson, LLC	Ownership	76.450	UnitedHealth Group Incorporated		2
		.00000	36-3562598				Surgery Centers of Des Moines, Ltd., an Iowa Limited Partnership	..IA	NIA	Surgery Center Holding, LLC	Ownership	67.950	UnitedHealth Group Incorporated		2
		.00000	68-0282268				Surgery Centers-West Holdings, LLC		NIA	Surgical Care Affiliates, LLC	Ownership	100.000	UnitedHealth Group Incorporated		
..0707	UnitedHealth Group Incorporated	.00000	33-1187498				Surgical Care Affiliates Political Action Committee	..AL	NIA	Surgical Care Affiliates, LLC	Ownership	100.000	UnitedHealth Group Incorporated		
		.00000	20-8922307				Surgical Care Affiliates, LLC	..DE	NIA	SCAI Holdings, LLC	Ownership	100.000	UnitedHealth Group Incorporated		
		.00000	46-2971080				Surgical Care Partners of Melbourne, LLC	..DE	NIA	SHC Melbourne, Inc.	Ownership	74.740	UnitedHealth Group Incorporated		2
..0707	UnitedHealth Group Incorporated	.00000	75-1925497				Surgical Caregivers of Fort Worth, LLC	..TX	NIA	THR-SCA Holdings, LLC	Influence	56.423	UnitedHealth Group Incorporated		5
..0707	UnitedHealth Group Incorporated	.00000	63-1242229				Surgical Center at Premier, LLC	..TN	NIA	Audubon Ambulatory Surgery Center, LLC	Influence	100.000	UnitedHealth Group Incorporated		5
..0707	UnitedHealth Group Incorporated	.00000	63-1251243				Surgical Center of Greensboro, LLC	..NC	NIA	NSC Greensboro, LLC	Influence	35.720	UnitedHealth Group Incorporated		5
..0707	UnitedHealth Group Incorporated	.00000	22-2709324				Surgical Center of South Jersey, Limited Partnership	..NJ	NIA	SCA-South Jersey, LLC	Ownership	61.853	UnitedHealth Group Incorporated		2
		.00000	63-1138507				Surgical Center of Tuscaloosa Holdings, LLC		NIA	Surgical Care Affiliates, LLC	Ownership	100.000	UnitedHealth Group Incorporated		
		.00000					Surgical Eye Experts, LLC		OTH	Physician(s) owned	Influence	0.000	UnitedHealth Group Incorporated		4
		.00000	58-1997354				Surgical Health of Orlando, Inc.		NIA	Surgical Health, LLC	Ownership	100.000	UnitedHealth Group Incorporated		
		.00000	58-1941168				Surgical Health, LLC		NIA	Surgical Care Affiliates, LLC	Ownership	100.000	UnitedHealth Group Incorporated		
		.00000	27-0168681				Surgical Hospital Holdings of Oklahoma, LLC		NIA	SCA Surgery Holdings, LLC	Ownership	100.000	UnitedHealth Group Incorporated		
..0707	UnitedHealth Group Incorporated	.00000	73-1521890				Surgical Hospital of Oklahoma, L.L.C.	..OK	NIA	Surgical Hospital Holdings of Oklahoma, LLC	Ownership	56.000	UnitedHealth Group Incorporated		2
..0707	UnitedHealth Group Incorporated	.00000	75-2157730				Surgicare of Belleville, LLC	..DE	NIA	Surgery Center Holding, LLC	Ownership	100.000	UnitedHealth Group Incorporated		
..0707	UnitedHealth Group Incorporated	.00000	64-0629000				Surgicare of Jackson, LLC	..DE	NIA	Surgery Center Holding, LLC	Ownership	100.000	UnitedHealth Group Incorporated		

SCHEDULE Y
PART 1A - DETAIL OF INSURANCE HOLDING COMPANY SYSTEM

1	2	3	4	5	6	7	8	9	10	11	12	13	14	15	16
Group Code	Group Name	NAIC Company Code	ID Number	Federal RSSD	CIK	Name of Securities Exchange if Publicly Traded (U.S. or International)	Names of Parent, Subsidiaries Or Affiliates	Domi-ciliary Location	Relation-ship to Reporting Entity	Directly Controlled by (Name of Entity/Person)	Type of Control (Ownership, Board, Management, Attorney-in-Fact, Influence, Other)	If Control is Ownership Provide Percen-tage	Ultimate Controlling Entity(ies)/Person(s)	Is an SCA Filing Re-quired? (Y/N)	*
..0707	UnitedHealth Group Incorporated	..00000	75-2162993				Surgicare of Jackson, Ltd., a Mississippi Limited Partnership	..MS	..NIA	Surgicare of Jackson, LLC	..Influence	..40.000	UnitedHealth Group Incorporated		..5
..0707	UnitedHealth Group Incorporated	..00000	75-2287141				Surgicare of Joliet, Inc.		..NIA	Surgery Center Holding, LLC	..Ownership	..100.000	UnitedHealth Group Incorporated		
..0707	UnitedHealth Group Incorporated	..00000	75-2501191				Surgicare of La Veta, Inc.	..CA	..NIA	Surgery Centers-West Holdings, LLC	..Ownership	..100.000	UnitedHealth Group Incorporated		
..0707	UnitedHealth Group Incorporated	..00000	75-2507129				Surgicare of La Veta, Ltd.	..CA	..OTH	Monarch HealthCare, A Medical Group, Inc.	..Influence	..0.000	UnitedHealth Group Incorporated		..4
..0707	UnitedHealth Group Incorporated	..00000	41-1437636				Surgicare of Minneapolis, LLC		..NIA	Surgery Center Holding, LLC	..Ownership	..100.000	UnitedHealth Group Incorporated		
..0707	UnitedHealth Group Incorporated	..00000	41-1624905				Surgicare of Minneapolis, Ltd., a Minnesota Limited Partnership		..NIA	Surgicare of Minneapolis, LLC	..Influence	..20.000	UnitedHealth Group Incorporated		..5
..0707	UnitedHealth Group Incorporated	..00000	75-2459713				Surgicare of Mobile, LLC		..NIA	Surgery Center Holding, LLC	..Ownership	..100.000	UnitedHealth Group Incorporated		
..0707	UnitedHealth Group Incorporated	..00000	75-2459715				Surgicare of Mobile, Ltd.		..NIA	Surgicare of Mobile, LLC	..Influence	..20.000	UnitedHealth Group Incorporated		..5
..0707	UnitedHealth Group Incorporated	..00000	75-2448926				Surgicare of Oceanside, Inc.		..NIA	Surgery Center Holding, LLC	..Ownership	..100.000	UnitedHealth Group Incorporated		
..0707	UnitedHealth Group Incorporated	..00000	75-2184730				Surgicare of Owensboro, LLC		..NIA	Surgery Center Holding, LLC	..Ownership	..100.000	UnitedHealth Group Incorporated		
..0707	UnitedHealth Group Incorporated	..00000	75-2200171				Surgicare of Salem, LLC		..NIA	Surgery Center Holding, LLC	..Ownership	..100.000	UnitedHealth Group Incorporated		
..0707	UnitedHealth Group Incorporated	..00000	35-1975122				Surgicare, LLC		..NIA	SCA-SurgiCare, LLC	..Ownership	..53.680	UnitedHealth Group Incorporated		..2
..0707	UnitedHealth Group Incorporated	..00000	82-3717201				SurgiCenter of San Antonio at Westover Hills, LLC		..NIA	SCA-Westover Hills, LLC	..Influence	..45.360	UnitedHealth Group Incorporated		..5
..0707	UnitedHealth Group Incorporated	..00000	95-3329855				Surgicenters of Southern California, Inc.		..NIA	Surgery Center Holding, LLC	..Ownership	..100.000	UnitedHealth Group Incorporated		
..0707	UnitedHealth Group Incorporated	..00000	46-1536748				Symphonix Health Holdings, LLC	..DE	..NIA	United HealthCare Services, Inc.	..Ownership	..100.000	UnitedHealth Group Incorporated		
..0707	UnitedHealth Group Incorporated	..00000	38-2044243				Symphonix Health Insurance, Inc.	..IL	..IA	Symphonix Health Holdings, LLC	..Ownership	..100.000	UnitedHealth Group Incorporated		
..0707	UnitedHealth Group Incorporated	..00000	47-4751035				TeamMD Holdings, Inc.	..DE	..NIA	AmeriChoice Corporation	..Ownership	..100.000	UnitedHealth Group Incorporated		
..0707	UnitedHealth Group Incorporated	..00000	47-4850893				TeamMD Iowa, Inc.	..DE	..NIA	TeamMD Holdings, Inc.	..Ownership	..100.000	UnitedHealth Group Incorporated		
..0707	UnitedHealth Group Incorporated	..00000	30-0445773				TeamMD Physicians, P.C.	..IA	..OTH	Physician(s) owned	..Influence	..0.000	UnitedHealth Group Incorporated		..4
..0707	UnitedHealth Group Incorporated	..00000					Tecnologías de Información en Salud S.A.	..CHL	..NIA	Clínica Santa María S.A.	..Ownership	..50.000	UnitedHealth Group Incorporated		
..0707	UnitedHealth Group Incorporated	..00000					Tecnologías de Información en Salud S.A.	..CHL	..NIA	Clínica Dávila y Servicios Médicos S.A.	..Ownership	..50.000	UnitedHealth Group Incorporated		
..0707	UnitedHealth Group Incorporated	..00000	38-3897811				Texas Health Craig Ranch Surgery Center, LLC	..TX	..NIA	THR-SCA Holdings, LLC	..Influence	..51.500	UnitedHealth Group Incorporated		..5
..0707	UnitedHealth Group Incorporated	..00000	80-0866449				Texas Health Flower Mound Orthopedic Surgery Center, LLC	..TX	..NIA	THR-SCA Holdings, LLC	..Influence	..51.000	UnitedHealth Group Incorporated		..5
..0707	UnitedHealth Group Incorporated	..00000	81-4977249				Texas Health Orthopedic Surgery Center Alliance, LLC	..TX	..NIA	THR-SCA Holdings, LLC	..Influence	..51.000	UnitedHealth Group Incorporated		..5
..0707	UnitedHealth Group Incorporated	..00000	82-2296081				Texas Health Surgery Center Alliance, LLC	..TX	..NIA	THR-SCA Holdings, LLC	..Influence	..77.583	UnitedHealth Group Incorporated		..5
..0707	UnitedHealth Group Incorporated	..00000	82-1307876				Texas Health Surgery Center Bedford, LLC	..TX	..NIA	THR-SCA Holdings, LLC	..Influence	..51.010	UnitedHealth Group Incorporated		..5
..0707	UnitedHealth Group Incorporated	..00000	20-3991622				Texas Health Surgery Center Preston Plaza, LLC	..TX	..NIA	THR-SCA Holdings, LLC	..Influence	..53.048	UnitedHealth Group Incorporated		..5
..0707	UnitedHealth Group Incorporated	..00000	47-4425996				Texas Health Surgery Center Rockwall, LLC	..TX	..NIA	THR-SCA Holdings, LLC	..Influence	..51.000	UnitedHealth Group Incorporated		..5
..0707	UnitedHealth Group Incorporated	..00000					The Advisory Board (Chile) SpA	..CHL	..NIA	The Advisory Board Company	..Ownership	..100.000	UnitedHealth Group Incorporated		
..0707	UnitedHealth Group Incorporated	..00000	52-1468699				The Advisory Board Company	..DE	..NIA	OptumInsight, Inc.	..Ownership	..100.000	UnitedHealth Group Incorporated		
..0707	UnitedHealth Group Incorporated	..00000	20-5562797				The Eye Surgery Center of the Carolinas, L.P.	..NC	..NIA	Surgery Center of Southern Pines, LLC	..Influence	..46.000	UnitedHealth Group Incorporated		..5
..0707	UnitedHealth Group Incorporated	..00000	56-1970224				The Lewin Group, Inc.	..NC	..NIA	Optum Public Sector Solutions, Inc.	..Ownership	..100.000	UnitedHealth Group Incorporated		
..0707	UnitedHealth Group Incorporated	..00000	61-1409045				The Outpatient Surgery Center of Hilton Head, LLC	..SC	..NIA	SCA-Hilton Head, LLC	..Ownership	..50.000	UnitedHealth Group Incorporated		..2
..0707	UnitedHealth Group Incorporated	..00000	62-1349755				The Surgery Center of Easton, L.P.	..TN	..NIA	Surgery Center of Easton, LLC	..Ownership	..57.000	UnitedHealth Group Incorporated		..2
..0707	UnitedHealth Group Incorporated	..00000	63-1184215				The Surgical Center at Tenaya, L.P.	..TN	..NIA	Surgery Center of Summerlin, LLC	..Influence	..20.000	UnitedHealth Group Incorporated		..5
..0707	UnitedHealth Group Incorporated	..00000	06-1552689				The Surgical Center of Connecticut, LLC	..CT	..NIA	SCA-Main Street, LLC	..Influence	..62.120	UnitedHealth Group Incorporated		..5
..0707	UnitedHealth Group Incorporated	..00000	37-1446353				THE SURGICAL CENTER OF THE TREASURE COAST, L.L.C.	..FL	..NIA	SCA-St. Lucie, LLC	..Ownership	..51.000	UnitedHealth Group Incorporated		..2
..0707	UnitedHealth Group Incorporated	..00000	26-1479919				Thomas Johnson Surgery Center, LLC	..MD	..NIA	SCA-Frederick, LLC	..Ownership	..65.000	UnitedHealth Group Incorporated		..2
..0707	UnitedHealth Group Incorporated	..00000	77-0367271				Thousand Oaks Endoscopy Center, LLC	..CA	..NIA	Endoscopy Center Affiliates, Inc.	..Ownership	..99.000	UnitedHealth Group Incorporated		..2
..0707	UnitedHealth Group Incorporated	..00000	25-1825549				Three Rivers Holdings, Inc.	..DE	..NIA	AmeriChoice Corporation	..Ownership	..100.000	UnitedHealth Group Incorporated		
..0707	UnitedHealth Group Incorporated	..00000	63-1194203				Three Rivers Surgical Care, L.P.	..TN	..NIA	Muskogee Surgical Investors, LLC	..Ownership	..72.538	UnitedHealth Group Incorporated		..2
..0707	UnitedHealth Group Incorporated	..00000	59-3143128				Tmesys, LLC	..FL	..NIA	PMSI Holdings, LLC	..Ownership	..100.000	UnitedHealth Group Incorporated		
..0707	UnitedHealth Group Incorporated	..00000	98-1287904				Topimagem Diagnóstico por Imagem Ltda.	..BRA	..NIA	Esho – Empresa de Serviços Hospitalares S.A.	..Ownership	..89.000	UnitedHealth Group Incorporated		..2

SCHEDULE Y
PART 1A - DETAIL OF INSURANCE HOLDING COMPANY SYSTEM

1	2	3	4	5	6	7	8	9	10	11	12	13	14	15	16
Group Code	Group Name	NAIC Company Code	ID Number	Federal RSSD	CIK	Name of Securities Exchange if Publicly Traded (U.S. or International)	Names of Parent, Subsidiaries Or Affiliates	Domi-ciliary Location	Relation-ship to Reporting Entity	Directly Controlled by (Name of Entity/Person)	Type of Control (Ownership, Board, Management, Attorney-in-Fact, Influence, Other)	If Control is Ownership Provide Per-centage	Ultimate Controlling Entity(ies)/Person(s)	Is an SCA Filing Re-quired? (Y/N)	*
		.00000					Trails Edge Surgery Center, LLCFL	NIA	SCA-Bonita Springs, LLC	Ownership.....	59.000	UnitedHealth Group Incorporated		2
		.00000	46-5482620				Trauma Surgery Affiliates, LLCTX	NIA	National Surgery Centers, LLC	Influence.....	49.000	UnitedHealth Group Incorporated		5
		.00000	52-1431155				Travel Express IncorporatedMD	NIA	FrontierMEDEX, Inc.	Ownership.....	100.000	UnitedHealth Group Incorporated		
		.00000	46-2613170				Treasure Valley Emerald Properties, LLCID	NIA	Treasure Valley Hospital Limited Partnership	Influence.....	100.000	UnitedHealth Group Incorporated		5
		.00000	33-0592165				Treasure Valley Hospital Limited PartnershipID	NIA	Surgical Health, LLC	Influence.....	40.375	UnitedHealth Group Incorporated		5
		.00000	27-2241757				Tri-City Medical Center ASC Operators, LLC ..	.CA	NIA	Surgicare of Oceanside, Inc.	Influence.....	40.000	UnitedHealth Group Incorporated		5
		.00000	47-5088596				TriMed, LLCUT	NIA	National MedTrans, LLC	Ownership.....	100.000	UnitedHealth Group Incorporated		5
		.00000	46-5530255				Trio Motion, LLCDE	NIA	Savvysherpa, LLC	Ownership.....	100.000	UnitedHealth Group Incorporated		
		.00000	63-0974161				Tuscaloosa Surgical Center, L.P.AL	NIA	Surgical Center of Tuscaloosa Holdings, LLC	Influence.....	30.000	UnitedHealth Group Incorporated		5
		.00000	94-3077084				U.S. Behavioral Health Plan, CaliforniaCA	IA	United Behavioral Health	Ownership.....	100.000	UnitedHealth Group Incorporated		
		.00000	81-3287291				UCSD-SCA Holdings I, LLCDE	NIA	SCA-Encinitas, Inc.	Influence.....	49.000	UnitedHealth Group Incorporated		5
		.00000	81-3144140				UCSD-SCA Holdings II, LLCDE	NIA	SCA-San Diego, Inc.	Influence.....	47.961	UnitedHealth Group Incorporated		5
		.00000	98-1388279				UHC Finance (Ireland) Unlimited CompanyIRL	NIA	UnitedHealth Group International Finance (Ireland) Unlimited Company	Ownership.....	100.000	UnitedHealth Group Incorporated		
		.00000	98-1113428				UHC Global Health Services BC Ltd.CAN	NIA	UnitedHealthcare Global Canada Limited	Ownership.....	100.000	UnitedHealth Group Incorporated		
		.00000	41-1913059				UHC International Services, Inc.DE	NIA	UnitedHealth Group Incorporated	Ownership.....	100.000	UnitedHealth Group Incorporated		
		.00000	95-2931460				UHC of CaliforniaCA	IA	United HealthCare Services, Inc.	Ownership.....	100.000	UnitedHealth Group Incorporated		
		.00000	82-3143073				UHCFL LLCDE	NIA	OptumRx, Inc.	Ownership.....	100.000	UnitedHealth Group Incorporated		2
		.00000	98-1103713				UHCg – FZEARE	NIA	UnitedHealthcare Global Medical (UK) Limited	Ownership.....	100.000	UnitedHealth Group Incorporated		
		.00000	98-1372063				UHCg Holdings (Ireland) LimitedIRL	NIA	United HealthCare Services, Inc.	Ownership.....	100.000	UnitedHealth Group Incorporated		2
		.00000	98-1372064				UHCg Services (Ireland) LimitedIRL	NIA	UHCg Holdings (Ireland) Limited	Ownership.....	100.000	UnitedHealth Group Incorporated		
		.00000	98-1122490				UHG Brasil Participações S.A.BRA	NIA	Polar II Fundo de Investimento em Participações Multiestrategia	Ownership.....	100.000	UnitedHealth Group Incorporated		
		.00000	41-1921008				UHC Holdings, Inc.		NIA	United HealthCare Services, Inc.	Ownership.....	100.000	UnitedHealth Group Incorporated		
		.00000	39-1995276				UHR, Inc.		NIA	United HealthCare Services, Inc.	Ownership.....	100.000	UnitedHealth Group Incorporated		
		.00000	98-1444648				Unidad Médica Diagnóstico S.A.COL	NIA	Colmedica Medicina Prepagada	Ownership.....	92.380	UnitedHealth Group Incorporated		2
		.00000	98-1444648				Unidad Médica Diagnóstico S.A.COL	NIA	Banmédica Colombia S.A.	Ownership.....	7.620	UnitedHealth Group Incorporated		5
.0707	UnitedHealth Group Incorporated	91529	52-1996029				Unimerica Insurance CompanyWI	IA	OptumHealth Holdings, LLC	Ownership.....	100.000	UnitedHealth Group Incorporated		
		.00000	01-0637149				Unimerica Life Insurance Company of New YorkNY	IA	UnitedHealthcare Insurance Company	Ownership.....	100.000	UnitedHealth Group Incorporated		2
		.00000	25-1877716				Unison Administrative Services, LLCPA	NIA	Three Rivers Holdings, Inc.	Ownership.....	100.000	UnitedHealth Group Incorporated		2
		.00000	20-5917714				Unison Health Plan of Delaware, Inc.DE	IA	Three Rivers Holdings, Inc.	Ownership.....	100.000	UnitedHealth Group Incorporated		
		.00000	94-2649097				United Behavioral HealthCA	NIA	OptumHealth Holdings, LLC	Ownership.....	100.000	UnitedHealth Group Incorporated		
		.00000	41-1868911				United Behavioral Health of New York, I.P.A., Inc.NY	NIA	United Behavioral Health	Ownership.....	100.000	UnitedHealth Group Incorporated		
		.00000	41-1941615				United Health FoundationMN	NIA	UnitedHealth Group Incorporated	Ownership.....	100.000	UnitedHealth Group Incorporated		2
		.00000	41-1289245	3410132			United HealthCare Services, Inc.MN	UDP	UnitedHealth Group Incorporated	Ownership.....	100.000	UnitedHealth Group Incorporated		
		.00000	30-0318238				United Resource Networks IPA of New York, Inc.NY	NIA	OptumHealth Care Solutions, LLC	Ownership.....	100.000	UnitedHealth Group Incorporated		2
		.00000	01-0538317				UnitedHealth Advisors, LLCME	NIA	United HealthCare Services, Inc.	Ownership.....	100.000	UnitedHealth Group Incorporated		
		.00000	41-1321939	4665014	0000731766		UnitedHealth Group IncorporatedDE	UIP	Self	Ownership.....	0.000	UnitedHealth Group Incorporated		2
		.00000	98-1422474				UnitedHealth Group International Finance (Ireland) Unlimited CompanyIRL	NIA	UnitedHealthcare Europe S.á r.l.	Ownership.....	100.000	UnitedHealth Group Incorporated		
		.00000	98-1079826				UnitedHealth Group International GPCYM	NIA	UnitedHealth Group Incorporated	Ownership.....	100.000	UnitedHealth Group Incorporated		5
		.00000	98-1080118				UnitedHealth Group International L.P.CYM	NIA	UnitedHealth Group Incorporated	Ownership.....	70.604	UnitedHealth Group Incorporated		2
		.00000	98-1080118				UnitedHealth Group International L.P.CYM	NIA	FMG Holdings, LLC	Ownership.....	29.396	UnitedHealth Group Incorporated		5
		.00000	46-3311984				UnitedHealth Group Ventures, LLCDE	NIA	UnitedHealth Group Incorporated	Ownership.....	100.000	UnitedHealth Group Incorporated		5
		.00000	41-1917398				UnitedHealth International, Inc.DE	NIA	UnitedHealth Group Incorporated	Ownership.....	100.000	UnitedHealth Group Incorporated		2
		.00000	26-2574977				UnitedHealth Military & Veterans Services, LLCDE	NIA	United HealthCare Services, Inc.	Ownership.....	100.000	UnitedHealth Group Incorporated		

SCHEDULE Y
PART 1A - DETAIL OF INSURANCE HOLDING COMPANY SYSTEM

1	2	3	4	5	6	7	8	9	10	11	12 Type of Control (Ownership, Board, Management, Attorney-in-Fact, Influence, Other)	13 If Control is Owner- ship Provide Perce- ntage	14 Ultimate Controlling Entity(ies)/Person(s)	15 Is an SCA Filing Re- quired? (Y/N)	16 *
Group Code	Group Name	NAIC Company Code	ID Number	Federal RSSD	CIK	Name of Securities Exchange if Publicly Traded (U.S. or International)	Names of Parent, Subsidiaries Or Affiliates	Domi- ciliary Loca- tion	Rela- tion- ship to Reporting Entity	Directly Controlled by (Name of Entity/Person)					
		.00000	98-0559902				UnitedHealth UK Limited	.GBR	.NIA	Optum Solutions UK Holdings Limited	Ownership	100.000	UnitedHealth Group Incorporated		
.0707	UnitedHealth Group Incorporated	.95174	33-0115163				UnitedHealthcare Benefits of Texas, Inc.		.IA	United HealthCare Services, Inc.	Ownership	100.000	UnitedHealth Group Incorporated		
							UnitedHealthcare Benefits Plan of California								
		.00000	47-3221444					.CA	.IA	United HealthCare Services, Inc.	Ownership	100.000	UnitedHealth Group Incorporated		
		.00000	46-4348775				UnitedHealthcare Community Plan of California, Inc.	.CA	.IA	United HealthCare Services, Inc.	Ownership	100.000	UnitedHealth Group Incorporated		
.0707	UnitedHealth Group Incorporated	.13168	26-2688274				UnitedHealthcare Community Plan of Georgia, Inc.	.GA	.IA	AmeriChoice Corporation	Ownership	100.000	UnitedHealth Group Incorporated		
.0707	UnitedHealth Group Incorporated	.12323	56-2451429				UnitedHealthcare Community Plan of Ohio, Inc.								
								.OH	.IA	Three Rivers Holdings, Inc.	Ownership	100.000	UnitedHealth Group Incorporated		
.0707	UnitedHealth Group Incorporated	.11141	91-2008361				UnitedHealthcare Community Plan of Texas, L.L.C.	.TX	.IA	Ovations, Inc.	Ownership	100.000	UnitedHealth Group Incorporated		
.0707	UnitedHealth Group Incorporated	.95467	38-3204052				UnitedHealthcare Community Plan, Inc.	.MI	.IA	AmeriChoice Corporation	Ownership	100.000	UnitedHealth Group Incorporated		
		.00000	98-1200034				UnitedHealthcare Consulting & Assistance Service (Beijing) Co., Ltd.	.CHN	.NIA	UnitedHealthcare International I B.V.	Ownership	100.000	UnitedHealth Group Incorporated		
		.00000	98-1199879							UnitedHealthcare International VI S.à r.l.	Ownership	100.000	UnitedHealth Group Incorporated		
		.00000	98-1029201				UnitedHealthcare Europe S.à r.l.	.LUX	.NIA		Ownership	100.000	UnitedHealth Group Incorporated		
		.00000	98-1099116				UnitedHealthcare Global Medical (UK) Limited	.GBR	.NIA	UnitedHealthcare International I B.V.	Ownership	100.000	UnitedHealth Group Incorporated		
		.00000	98-1099116				UnitedHealthcare India Private Limited	.IND	.NIA	OptumHealth International B.V.	Ownership	99.999	UnitedHealth Group Incorporated		
.0707	UnitedHealth Group Incorporated	.79413	36-2739571				UnitedHealthcare India Private Limited	.IND	.NIA	UnitedHealth International, Inc.	Ownership	0.001	UnitedHealth Group Incorporated		
							UnitedHealthcare Insurance Company	.CT	.IA	UHC Holdings, Inc.	Ownership	100.000	UnitedHealth Group Incorporated		
.0707	UnitedHealth Group Incorporated	.60318	36-3800349				UnitedHealthcare Insurance Company of Illinois	.IL	.IA	UnitedHealthcare Insurance Company	Ownership	100.000	UnitedHealth Group Incorporated		
.0707	UnitedHealth Group Incorporated	.60093	11-3283886				UnitedHealthcare Insurance Company of New York	.NY	.IA	UnitedHealthcare Insurance Company	Ownership	100.000	UnitedHealth Group Incorporated		
.0707	UnitedHealth Group Incorporated	.12231	20-1902768				UnitedHealthcare Insurance Company of the River Valley	.IL	.IA	UnitedHealthcare Services Company of the River Valley, Inc.	Ownership	100.000	UnitedHealth Group Incorporated		
		.00000	98-1372065				UnitedHealthcare Insurance Designated Activity Company	.IRL	.IA	UHC Holdings (Ireland) Limited	Ownership	100.000	UnitedHealth Group Incorporated		
.0707	UnitedHealth Group Incorporated	.00000	86-0618309				UnitedHealthcare Integrated Services, Inc.	.AZ	.IA	Ovations, Inc.	Ownership	100.000	UnitedHealth Group Incorporated		
		.00000	41-1988797				UnitedHealthcare International Asia, LLC	.DE	.NIA	UnitedHealth Group Incorporated	Ownership	100.000	UnitedHealth Group Incorporated		
		.00000	98-1100512				UnitedHealthcare International I B.V.	.NLD	.NIA	UnitedHealth Group International L.P.	Ownership	100.000	UnitedHealth Group Incorporated		
		.00000	98-1079459				UnitedHealthcare International II S.à r.l.	.LUX	.NIA	UnitedHealthcare International VI S.à r.l.	Ownership	100.000	UnitedHealth Group Incorporated		
		.00000	98-1340853				UnitedHealthcare International III B.V.	.NLD	.NIA	UnitedHealthcare Europe S.à r.l.	Ownership	100.000	UnitedHealth Group Incorporated		
		.00000	98-1077436				UnitedHealthcare International III S.à r.l.	.LUX	.NIA	Optum Services (Ireland) Limited	Ownership	100.000	UnitedHealth Group Incorporated		
		.00000	98-1372054				UnitedHealthcare International IV B.V.	.NLD	.NIA	OptumHealth International B.V.	Ownership	100.000	UnitedHealth Group Incorporated		
		.00000	98-1080926				UnitedHealthcare International IV S.à r.l.	.LUX	.NIA	UnitedHealthcare International VIII S.à r.l.	Ownership	100.000	UnitedHealth Group Incorporated		
		.00000	98-1372058				UnitedHealthcare International VI S.à r.l.	.LUX	.NIA	UnitedHealth Group International L.P.	Ownership	100.000	UnitedHealth Group Incorporated		
		.00000	98-1372060				UnitedHealthcare International VII S.à r.l.	.LUX	.NIA	UHC Finance (Ireland) Unlimited Company	Ownership	100.000	UnitedHealth Group Incorporated		
		.00000	98-1372062				UnitedHealthcare International VIII S.à r.l.	.LUX	.NIA	UnitedHealthcare International X S.à r.l.	Ownership	100.000	UnitedHealth Group Incorporated		
		.00000					UnitedHealthcare International X S.à r.l.	.LUX	.NIA	UnitedHealthcare International III S.à r.l.	Ownership	100.000	UnitedHealth Group Incorporated		
.0707	UnitedHealth Group Incorporated	.97179	86-0207231				UnitedHealthcare Life Insurance Company	.WI	.IA	Golden Rule Financial Corporation	Ownership	100.000	UnitedHealth Group Incorporated		
.0707	UnitedHealth Group Incorporated	.95784	63-0899562				UnitedHealthcare of Alabama, Inc.	.AL	.IA	UnitedHealthcare, Inc.	Ownership	100.000	UnitedHealth Group Incorporated		
.0707	UnitedHealth Group Incorporated	.96016	86-0507074				UnitedHealthcare of Arizona, Inc.	.AZ	.IA	UnitedHealthcare, Inc.	Ownership	100.000	UnitedHealth Group Incorporated		
.0707	UnitedHealth Group Incorporated	.95446	63-1036819				UnitedHealthcare of Arkansas, Inc.	.AR	.IA	UnitedHealthcare, Inc.	Ownership	100.000	UnitedHealth Group Incorporated		
.0707	UnitedHealth Group Incorporated	.95090	84-1004639				UnitedHealthcare of Colorado, Inc.	.CO	.IA	UnitedHealthcare, Inc.	Ownership	100.000	UnitedHealth Group Incorporated		
.0707	UnitedHealth Group Incorporated	.95264	59-1293865				UnitedHealthcare of Florida, Inc.	.FL	.IA	UnitedHealthcare, Inc.	Ownership	100.000	UnitedHealth Group Incorporated		
.0707	UnitedHealth Group Incorporated	.95850	58-1653544				UnitedHealthcare of Georgia, Inc.	.GA	.IA	UnitedHealthcare, Inc.	Ownership	100.000	UnitedHealth Group Incorporated		
.0707	UnitedHealth Group Incorporated	.95776	36-3280214				UnitedHealthcare of Illinois, Inc.	.IL	.IA	UnitedHealthcare, Inc.	Ownership	100.000	UnitedHealth Group Incorporated		

SCHEDULE Y
PART 1A - DETAIL OF INSURANCE HOLDING COMPANY SYSTEM

1	2	3	4	5	6	7	8	9	10	11	12	13	14	15	16
Group Code	Group Name	NAIC Company Code	ID Number	Federal RSSD	CIK	Name of Securities Exchange if Publicly Traded (U.S. or International)	Names of Parent, Subsidiaries Or Affiliates	Domi-ciliary Location	Relation-ship to Reporting Entity	Directly Controlled by (Name of Entity/Person)	Type of Control (Ownership, Board, Management, Attorney-in-Fact, Influence, Other)	If Control is Owner-ship Provide Percen-tage	Ultimate Controlling Entity(ies)/Person(s)	Is an SCA Filing Re-quired? (Y/N)	*
		96644	62-1240316				UnitedHealthcare of Kentucky, Ltd.	KY	IA	United HealthCare Services, Inc.	Ownership.....	94.883	UnitedHealth Group Incorporated		
		96644	62-1240316				UnitedHealthcare of Kentucky, Ltd.	KY	IA	UnitedHealthcare, Inc.	Ownership.....	5.117	UnitedHealth Group Incorporated		
.0707	UnitedHealth Group Incorporated	95833	72-1074008				UnitedHealthcare of Louisiana, Inc.	LA	IA	UnitedHealthcare, Inc.	Ownership.....	100.000	UnitedHealth Group Incorporated		
.0707	UnitedHealth Group Incorporated	95716	63-1036817				UnitedHealthcare of Mississippi, Inc.	MS	IA	UnitedHealthcare, Inc.	Ownership.....	100.000	UnitedHealth Group Incorporated		
.0707	UnitedHealth Group Incorporated	95149	05-0413469				UnitedHealthcare of New England, Inc.	RI	IA	United HealthCare Services, Inc.	Ownership.....	100.000	UnitedHealth Group Incorporated		
.0707	UnitedHealth Group Incorporated	13214	26-2697886				UnitedHealthcare of New Mexico, Inc.	NM	IA	UnitedHealthcare Insurance Company	Ownership.....	100.000	UnitedHealth Group Incorporated		
.0707	UnitedHealth Group Incorporated	95085	06-1172891				UnitedHealthcare of New York, Inc.	NY	IA	AmeriChoice Corporation	Ownership.....	100.000	UnitedHealth Group Incorporated		
.0707	UnitedHealth Group Incorporated	95103	56-1461010				UnitedHealthcare of North Carolina, Inc.	NC	IA	UnitedHealthcare, Inc.	Ownership.....	100.000	UnitedHealth Group Incorporated		
.0707	UnitedHealth Group Incorporated	95186	31-1142815				UnitedHealthcare of Ohio, Inc.	OH	RE	United HealthCare Services, Inc.	Ownership.....	100.000	UnitedHealth Group Incorporated		
.0707	UnitedHealth Group Incorporated	96903	33-0115166				UnitedHealthcare of Oklahoma, Inc.	OK	IA	United HealthCare Services, Inc.	Ownership.....	100.000	UnitedHealth Group Incorporated		
.0707	UnitedHealth Group Incorporated	95893	93-0938819				UnitedHealthcare of Oregon, Inc.	OR	IA	United HealthCare Services, Inc.	Ownership.....	100.000	UnitedHealth Group Incorporated		
.0707	UnitedHealth Group Incorporated	95220	25-1756858				UnitedHealthcare of Pennsylvania, Inc.	PA	IA	Three Rivers Holdings, Inc.	Ownership.....	100.000	UnitedHealth Group Incorporated		
.0707	UnitedHealth Group Incorporated	95765	95-3939697				UnitedHealthcare of Texas, Inc.	TX	IA	UnitedHealthcare, Inc.	Ownership.....	100.000	UnitedHealth Group Incorporated		
.0707	UnitedHealth Group Incorporated	95025	52-1130183				UnitedHealthcare of the Mid-Atlantic, Inc.	MD	IA	UnitedHealthcare, Inc.	Ownership.....	100.000	UnitedHealth Group Incorporated		
.0707	UnitedHealth Group Incorporated	95591	47-0676824				UnitedHealthcare of the Midlands, Inc.	NE	IA	UnitedHealthcare, Inc.	Ownership.....	100.000	UnitedHealth Group Incorporated		
.0707	UnitedHealth Group Incorporated	96385	43-1361841				UnitedHealthcare of the Midwest, Inc.	MO	IA	UnitedHealthcare, Inc.	Ownership.....	100.000	UnitedHealth Group Incorporated		
.0707	UnitedHealth Group Incorporated	95501	41-1488563				UnitedHealthcare of Utah, Inc.	UT	IA	UnitedHealthcare, Inc.	Ownership.....	100.000	UnitedHealth Group Incorporated		
.0707	UnitedHealth Group Incorporated	48038	91-1312551				UnitedHealthcare of Washington, Inc.	WA	IA	United HealthCare Services, Inc.	Ownership.....	100.000	UnitedHealth Group Incorporated		
.0707	UnitedHealth Group Incorporated	95710	39-1555888				UnitedHealthcare of Wisconsin, Inc.	WI	IA	UnitedHealthcare, Inc.	Ownership.....	100.000	UnitedHealth Group Incorporated		
							UnitedHealthcare Plan of the River Valley, Inc.	IL	IA	UnitedHealthcare Services Company of the River Valley, Inc.	Ownership.....	100.000	UnitedHealth Group Incorporated		
		.00000	47-0854646				UnitedHealthcare Service LLC	DE	NIA	UnitedHealthcare Insurance Company	Ownership.....	100.000	UnitedHealth Group Incorporated		
		.00000	36-3355110				UnitedHealthcare Services Company of the River Valley, Inc.	DE	NIA	UnitedHealthcare, Inc.	Ownership.....	100.000	UnitedHealth Group Incorporated		
		.00000	01-0518346				UnitedHealthcare Specialty Benefits, LLC	ME	NIA	Specialty Benefits, LLC	Ownership.....	100.000	UnitedHealth Group Incorporated		
		.00000	41-1922511				UnitedHealthcare, Inc.	DE	NIA	United HealthCare Services, Inc.	Ownership.....	100.000	UnitedHealth Group Incorporated		
		.00000	26-4219191				UpFront Insurance Agency, LLC	MIN	NIA	Savvysherpa, LLC	Ownership.....	100.000	UnitedHealth Group Incorporated		
		.00000	47-3564984				UPHT-SCA Holdings, LLC	DE	NIA	SCA-Davenport, LLC	Influence.....	49.000	UnitedHealth Group Incorporated		5
		.00000	33-0812827				Upland Outpatient Surgical Center, L.P.	CA	NIA	NSC Upland, LLC	Ownership.....	72.800	UnitedHealth Group Incorporated		2
		.00000	95-3222717				Upland Specialty Medical Center, a California General Partnership	CA	NIA	Upland Outpatient Surgical Center, L.P.	Influence.....	29.060	UnitedHealth Group Incorporated		5
		.00000	26-0382877				Urgent Care Holdings, Inc.	DE	NIA	Optum Clinics Intermediate Holdings, Inc.	Ownership.....	100.000	UnitedHealth Group Incorporated		
		.00000	26-3667220				Urgent Care MSO, LLC	DE	NIA	Urgent Care Holdings, Inc.	Ownership.....	100.000	UnitedHealth Group Incorporated		
		.00000	82-2400620				Urgent Care New York, P.C.	NY	OTH	Physician(s) owned	Influence.....	0.000	UnitedHealth Group Incorporated		4
		.00000	75-2613230				Urology Associates of North Texas, P.L.L.C. .	TX	NIA	USMD Affiliated Services	Ownership.....	100.000	UnitedHealth Group Incorporated		
		.00000	47-2101539				USC/SCA Surgical Holdings, LLC	DE	NIA	SCA California Surgical Holdings, LLC	Influence.....	49.000	UnitedHealth Group Incorporated		5
		.00000	20-8048861				USMD Administrative Services, L.L.C.	TX	NIA	USMD Inc.	Ownership.....	100.000	UnitedHealth Group Incorporated		
		.00000	27-2956222				USMD Affiliated Services	TX	NIA	USMD Inc.	Ownership.....	100.000	UnitedHealth Group Incorporated		
		.00000	27-2866866				USMD Holdings, Inc.	DE	NIA	WellMed Medical Management, Inc.	Ownership.....	100.000	UnitedHealth Group Incorporated		
		.00000	20-8050318				USMD Inc.	TX	NIA	USMD Holdings, Inc.	Ownership.....	100.000	UnitedHealth Group Incorporated		
		.00000	73-1662757				USMD of Arlington GP, L.L.C.	TX	OTH	Mat-Rx Development, L.L.C.	Influence.....	0.000	UnitedHealth Group Incorporated		4
		.00000	35-2446102				USMD PPM, LLC	TX	NIA	USMD Inc.	Ownership.....	100.000	UnitedHealth Group Incorporated		
		.00000	63-1182191				Vailley Hospital, L.L.C.	WA	NIA	Surgery Center of Spokane, LLC	Ownership.....	50.000	UnitedHealth Group Incorporated		2
		.00000	87-0757396				Valley Physicians Network, Inc.	CA	NIA	PrimeCare Medical Network, Inc.	Ownership.....	100.000	UnitedHealth Group Incorporated		
		.00000	81-4629242				VERTA MANAGEMENT SERVICES, LLC	DE	NIA	SCA-VERTA, LLC	Ownership.....	50.000	UnitedHealth Group Incorporated		2
		.00000					Victory Rollover Holdings LLC	DE	NIA	UnitedHealth Group Ventures, LLC	Ownership.....	85.790	UnitedHealth Group Incorporated		
		.00000					Victory Rollover Holdings LLC	DE	NIA	Pacifica Labs, Inc.	Ownership.....	14.210	UnitedHealth Group Incorporated		
		.00000	98-1444067				Vida Tres Internacional S.A.	CHL	NIA	Banmedica S.A.	Ownership.....	100.000	UnitedHealth Group Incorporated		
		.00000	98-1443076				Vidaintegra S.A.	CHL	NIA	Banmedica S.A.	Ownership.....	100.000	UnitedHealth Group Incorporated		
		.00000					Virtual Therapeutics Corporation	DE	NIA	United HealthCare Services, Inc.	Ownership.....	33.000	UnitedHealth Group Incorporated		2
		.00000	47-3247166				Virtua-SCA Holdings, LLC	NJ	NIA	SCA-New Jersey, LLC	Influence.....	49.000	UnitedHealth Group Incorporated		5
		.00000	36-3469841				Wauwatosa Outpatient Surgery Center, LLC	DE	NIA	Surgery Centers-West Holdings, LLC	Ownership.....	100.000	UnitedHealth Group Incorporated		
		.00000	36-3469839				Wauwatosa Surgery Center, Limited Partnership	WI	NIA	Wauwatosa Outpatient Surgery Center, LLC ..	Ownership.....	51.000	UnitedHealth Group Incorporated		2

SCHEDULE Y
PART 1A - DETAIL OF INSURANCE HOLDING COMPANY SYSTEM

1	2	3	4	5	6	7	8	9	10	11	12	13	14	15	16
Group Code	Group Name	NAIC Company Code	ID Number	Federal RSSD	CIK	Name of Securities Exchange if Publicly Traded (U.S. or International)	Names of Parent, Subsidiaries Or Affiliates	Domi-ciliary Loca-tion	Rela-tion-ship to Reporting Entity	Directly Controlled by (Name of Entity/Person)	Type of Control (Ownership, Board, Management, Attorney-in-Fact, Influence, Other)	If Control is Owner-ship Provide Percen-tage	Ultimate Controlling Entity(ies)/Person(s)	Is an SCA Filing Re-quired? (Y/N)	*
		.00000	20-5429310				Wayland Square Surgicare Acquisition, L.P.	RI	NIA	Wayland Square Surgicare GP, Inc.	Ownership	99.000	UnitedHealth Group Incorporated		2
		.00000	75-2500274				Wayland Square Surgicare GP, Inc.	RI	NIA	Surgery Center Holding, LLC	Ownership	100.000	UnitedHealth Group Incorporated		
		.00000	46-2854394				Waypoint Minnesota PC	MN	OTH	Physician(s) owned	Influence	0.000	UnitedHealth Group Incorporated		4
		.00000					WebInsure Benefits, LLC	DE	NIA	hCentive, Inc.	Ownership	100.000	UnitedHealth Group Incorporated		
		.00000	74-2574229				WellMed Medical Group, P.A.	TX	OTH	Physician(s) owned	Influence	0.000	UnitedHealth Group Incorporated		4
		.00000	74-2797745				WellMed Medical Management of Florida, Inc.	FL	NIA	WellMed Medical Management, Inc.	Ownership	100.000	UnitedHealth Group Incorporated		
		.00000	74-2786364				WellMed Medical Management, Inc.	TX	NIA	Collaborative Care Holdings, LLC	Ownership	80.000	UnitedHealth Group Incorporated		2
		.00000	35-2314192				WellMed Network of Florida, Inc.	TX	OTH	WellMed Networks, Inc.	Influence	0.000	UnitedHealth Group Incorporated		4
		.00000	74-2889447				WellMed Networks, Inc.	TX	OTH	Physician(s) owned	Influence	0.000	UnitedHealth Group Incorporated		4
		.00000	92-0183013				WellMed of Las Cruces, Inc.	TX	OTH	WellMed Networks, Inc.	Influence	0.000	UnitedHealth Group Incorporated		4
		.00000	27-2809113				West Coast Endoscopy Holdings, LLC	DE	NIA	SCA Surgery Holdings, LLC	Ownership	100.000	UnitedHealth Group Incorporated		
		.00000	06-1521999				Western Connecticut Orthopedic Surgical Center, LLC	CT	NIA	SCA-Western Connecticut, LLC	Ownership	59.586	UnitedHealth Group Incorporated		2
		.00000	45-0636596				WESTMED Practice Partners LLC	DE	NIA	Collaborative Care Holdings, LLC	Ownership	100.000	UnitedHealth Group Incorporated		
		.00000					WillowB Labs LLC	DE	NIA	OptumRx, Inc.	Ownership	100.000	UnitedHealth Group Incorporated		
		.00000					Wilmington ASC, LLC	NC	NIA	SCA-Wilmington, LLC	Ownership	100.000	UnitedHealth Group Incorporated		
		.00000	27-4816583				Wilson Creek Surgical Center, LLC	TX	NIA	THR-SCA Holdings, LLC	Influence	51.000	UnitedHealth Group Incorporated		5
		.00000	46-5548304				Winchester Endoscopy, LLC	IL	NIA	SCA-Winchester, LLC	Ownership	51.000	UnitedHealth Group Incorporated		2
		.00000	62-1525776				Winter Park Surgery Center, L.P.	TN	NIA	Winter Park, LLC	Influence	32.000	UnitedHealth Group Incorporated		5
		.00000	62-1525776				Winter Park Surgery Center, L.P.	TN	NIA	SCA-Winter Park, Inc.	Influence	1.000	UnitedHealth Group Incorporated		5
		.00000	62-1587564				Winter Park, LLC	TN	NIA	SCA-Winter Park, Inc.	Ownership	51.000	UnitedHealth Group Incorporated		2
		.00000	45-2158334				WND Medical, PLLC	TX	OTH	WellMed Networks, Inc.	Influence	0.000	UnitedHealth Group Incorporated		4
		.00000	52-2102846				XLHealth Corporation	MD	NIA	United HealthCare Services, Inc.	Ownership	100.000	UnitedHealth Group Incorporated		
		.00000	98-1107695				XLHealth Corporation India Private Limited	IND	NIA	XLHealth Corporation	Ownership	99.998	UnitedHealth Group Incorporated		
		.00000	98-1107695				XLHealth Corporation India Private Limited	IND	NIA	UnitedHealth International, Inc.	Ownership	0.002	UnitedHealth Group Incorporated		
		.00000	46-3537245				XLHome Michigan, P.C.	MI	OTH	Physician(s) owned	Influence	0.000	UnitedHealth Group Incorporated		4
		.00000	45-5530241				XLHome Northeast, P.C.	NJ	OTH	Physician(s) owned	Influence	0.000	UnitedHealth Group Incorporated		4
		.00000	46-2931689				XLHome Oklahoma, Inc.	OK	OTH	Physician(s) owned	Influence	0.000	UnitedHealth Group Incorporated		4
		.00000	27-3543997				XLHome, P.C.	MD	OTH	Physician(s) owned	Influence	0.000	UnitedHealth Group Incorporated		4
		.00000	11-3764012				Your Health Options Insurance Services, Inc.	CA	NIA	PrimeCare Medical Network, Inc.	Ownership	100.000	UnitedHealth Group Incorporated		

Asterisk	Explanation
1	TBD - Majority and/or Minority or additional shareholder information will be disclosed in a future reporting period.
2	The remaining percentage is owned by either: 1) non-affiliated entity(ies), 2) external shareholders, 3) outside investors or 4) multiple sources.
3	Currently undergoing a liquidation procedure.
4	Represents a physician or physicians' owned entity, where the entity is deemed to be influenced by the ultimate owner.
5	Represents a minority-owned entity (with respect to the ultimate owner), where the ultimate owner is deemed to have influence over the entity.

SCHEDULE Y

PART 2 - SUMMARY OF INSURER'S TRANSACTIONS WITH ANY AFFILIATES

1	2	3	4	5	6	7	8	9	10	11	12	13
NAIC Company Code	ID Number	Names of Insurers and Parent, Subsidiaries or Affiliates	Shareholder Dividends	Capital Contributions	Purchases, Sales or Exchanges of Loans, Securities, Real Estate, Mortgage Loans or Other Investments	Income/ (Disbursements) Incurred in Connection with Guarantees or Undertakings for the Benefit of any Affiliate(s)	Management Agreements and Service Contracts	Income/ (Disbursements) Incurred Under Reinsurance Agreements	*	Any Other Material Activity Not in the Ordinary Course of the Insurer's Business	Totals	Reinsurance Recoverable/ (Payable) on Losses and/or Reserve Credit Taken/(Liability)
	41-1913523	ACN Group IPA of New York, Inc.	0	0	0	0	154,107	0		0	154,107	0
	27-0015861	ACN Group of California, Inc.	(5,000,000)	0	0	0	10,972,266	0		0	5,972,266	0
82406	35-1665915	All Savers Insurance Company	(475,000,000)	0	0	0	(47,493,306)	44,675		0	(522,448,631)	1,049
73130	35-1744596	All Savers Life Insurance Company of California	0	0	0	0	(6,924)	0		0	(6,924)	0
	54-1743136	AmeriChoice Corporation	173,000,000	(75,000,000)	0	0	0	0		0	98,000,000	0
95497	22-3368602	AmeriChoice of New Jersey, Inc.	0	0	0	0	(352,511,855)	0		0	(352,511,855)	0
	86-0813232	Arizona Physicians IPA	(25,000,000)	0	0	0	(691,365,070)	0		0	(716,365,070)	0
	30-0842394	AxelaCare Intermediate Holdings, LLC	0	0	0	0	178,362,650	0		0	178,362,650	0
	88-0267857	Behavioral Healthcare Options, Inc.	0	0	0	0	6,795,157	0		0	6,795,157	0
	81-0881243	California Springs Holdings PC	6,910,000	0	0	0	0	0		0	6,910,000	0
12558	45-4976934	Care Improvement Plus of Texas Insurance Company	(15,000,000)	0	0	0	(253,162,349)	0		0	(268,162,349)	0
12567	20-3888112	Care Improvement Plus South Central Insurance Company	0	0	0	0	(353,078,427)	(5,420)		0	(353,083,847)	54
14041	27-5038136	Care Improvement Plus Wisconsin Insurance Company	0	4,000,000	0	0	(45,442,495)	0		0	(41,442,495)	0
	52-1811176	DBP Services of New York IPA, Inc.	0	0	0	0	1,959,368	0		0	1,959,368	0
	52-1452809	Dental Benefit Providers of California, Inc.	(5,000,000)	0	0	0	(7,412,983)	0		0	(12,412,983)	0
52053	36-4008355	Dental Benefit Providers of Illinois, Inc.	0	0	0	0	(40,582)	0		0	(40,582)	0
	41-2014834	Dental Benefit Providers, Inc.	0	0	0	0	182,241,717	0		0	182,241,717	0
	37-0855360	Golden Rule Financial Corporation	557,000,000	0	0	0	0	0		0	557,000,000	0
62286	37-6028756	Golden Rule Insurance Company	(82,000,000)	0	0	0	(216,614,411)	0		0	(298,614,411)	0
	27-2337725	Greater Phoenix Collaborative Care, P.C.	0	0	0	0	122	0		0	122	0
	98-0213198	H&W Indemnity (SPC), Ltd.	0	0	0	0	0	0		0	0	31,080,188
79480	35-1279304	Harken Health Insurance Company	(20,000,000)	0	0	0	777,132	0		0	(19,222,868)	0
96342	88-0201035	Health Plan of Nevada, Inc.	(145,000,000)	0	0	0	(980,321,468)	(3,284,486)		0	(1,128,605,954)	40,405
	13-4138668	INSPIRIS of New York IPA, Inc.	0	0	0	0	282,834,924	0		0	282,834,924	0
	45-3143218	Lifepoint East, Inc.	0	0	0	0	103,215,260	0		0	103,215,260	0
	27-2309024	LifePrint Health, Inc.	0	0	0	0	3,056,067,613	0		0	3,056,067,613	0
60321	52-1803283	MAMSI Life and Health Insurance Company	0	0	0	0	(16,674,456)	(118,629)		0	(16,793,085)	3,785
	95-4874334	March Vision Care Group, Inc.	(6,910,000)	0	0	0	26,933,254	0		0	20,023,254	0
96310	52-1169135	MD-Individual Practice Association, Inc.	(30,000,000)	0	0	0	(25,473,965)	(303,694)		0	(55,777,659)	9,872
12756	20-3391186	Medica Health Plans of Florida, Inc.	0	0	0	0	8,624	0		0	8,624	0
12155	01-0788576	Medica HealthCare Plans, Inc.	(5,000,000)	0	0	0	(72,096,210)	0		0	(77,096,210)	0
	22-3935634	Monarch Health Plan, Inc.	0	0	0	0	0	(3,942,481)		0	(3,942,481)	0
	47-2336925	National MedTrans, LLC	0	0	0	0	4,875,023	0		0	4,875,023	0
95251	76-0196559	National Pacific Dental, Inc.	(1,800,000)	0	0	0	(1,112,512)	0		0	(2,912,512)	0
95123	65-0996107	Neighborhood Health Partnership, Inc.	(44,000,000)	0	0	0	(81,624,477)	0		0	(125,624,477)	0
95758	88-0228572	Nevada Pacific Dental	0	0	0	0	(295,588)	0		0	(295,588)	0
	72-1267232	New Orleans Regional Physician Hospital Organization, L.L.C.	0	0	0	0	(826,667,940)	0		0	(826,667,940)	0

SCHEDULE Y
PART 2 - SUMMARY OF INSURER'S TRANSACTIONS WITH ANY AFFILIATES

1	2	3	4	5	6	7	8	9	10	11	12	13
NAIC Company Code	ID Number	Names of Insurers and Parent, Subsidiaries or Affiliates	Shareholder Dividends	Capital Contributions	Purchases, Sales or Exchanges of Loans, Securities, Real Estate, Mortgage Loans or Other Investments	Income/ (Disbursements) Incurred in Connection with Guarantees or Undertakings for the Benefit of any Affiliate(s)	Management Agreements and Service Contracts	Income/ (Disbursements) Incurred Under Reinsurance Agreements	*	Any Other Material Activity Not in the Ordinary Course of the Insurer's Business	Totals	Reinsurance Recoverable/ (Payable) on Losses and/or Reserve Credit Taken/(Liability)
96940	52-1518174	Optimum Choice, Inc.	(10,000,000)	0	0	0	(39,494,040)	(228,418)		0	(49,722,458)	1,251
69647	31-0628424	Optum Insurance of Ohio, Inc.	(14,000,000)	0	0	0	(10,956,547)	0		0	(24,956,547)	0
	41-1591944	OptumHealth Care Solutions, Inc.	0	0	0	0	275,713,891	0		0	275,713,891	0
	41-1858498	OptumInsight, Inc.	0	0	0	0	372,344,816	0		0	372,344,816	0
	01-0516051	OptumRx, Inc.	0	0	0	0	7,200,345,063	0		0	7,200,345,063	0
	13-3818652	OrthoNet LLC	0	0	0	0	1,285,451	0		0	1,285,451	0
	30-0029448	OrthoNet of the Mid-Atlantic, Inc.	0	0	0	0	(24,347)	0		0	(24,347)	0
78026	22-2797560	Oxford Health Insurance, Inc.	(390,000,000)	0	0	0	(919,112,682)	(60,252)		0	(1,309,172,934)	2,281,691
96798	06-1181201	Oxford Health Plans (CT), Inc.	0	0	0	0	(285,729,226)	(1,672,256)		0	(337,401,482)	10,279
95506	22-2745725	Oxford Health Plans (NJ), Inc.	(38,000,000)	0	0	0	(110,816,497)	1,619,813		0	(147,196,684)	951,150
95479	06-1181200	Oxford Health Plans (NY), Inc.	(25,000,000)	0	0	0	(138,963,104)	0		0	(163,963,104)	0
	52-2443751	Oxford Health Plans LLC	113,000,000	0	0	0	0	0		0	113,000,000	0
70785	35-1137395	PacifiCare Life and Health Insurance Company	(3,400,000)	0	0	0	(1,333,774)	161		0	(4,733,613)	12,290
84506	95-2829463	PacifiCare Life Assurance Company	0	0	0	0	104,913	0		0	104,913	0
95617	94-3267522	PacifiCare of Arizona, Inc.	(6,000,000)	0	0	0	(1,576,364)	(2,319)		0	(7,578,683)	0
95434	84-1011378	PacifiCare of Colorado, Inc.	(27,000,000)	0	0	0	(1,148,067,771)	(4,222,907)		0	(1,179,290,678)	0
95685	86-0875231	PacifiCare of Nevada, Inc.	0	0	0	0	(241,026)	(587)		0	(241,613)	0
13607	20-5662149	People's Health, Inc.	0	0	0	0	826,667,940	0		0	826,667,940	0
11494	04-3677255	Physicians Health Choice of Texas, LLC	0	10,000,000	0	0	(599,774,551)	(311,072)		0	(590,085,623)	330
11176	65-0885893	Preferred Care Partners, Inc.	0	0	0	0	(729,114,102)	0		0	(729,114,102)	0
	33-0607478	PrimeCare Medical Network, Inc.	(65,000,000)	0	0	0	265,329,148	0		0	200,329,148	0
95482	84-0614905	Rocky Mountain Health Maintenance Organization, Inc.	0	0	0	0	(74,687,769)	0		0	(74,687,769)	0
47004	84-1224718	Rocky Mountain HealthCare Options, Inc.	0	0	0	0	(923,015)	0		0	(923,015)	0
71420	94-0734860	Sierra Health and Life Insurance Company	(150,000,000)	0	0	0	(2,116,487,285)	(59,583)		0	(2,266,546,868)	(40,405)
	88-0201420	Southwest Medical Associates, Inc.	0	0	0	0	207,501,109	0		0	207,501,109	0
	71-0886811	Spectera of New York, IPA, Inc.	0	0	0	0	34,298	0		0	34,298	0
	52-1260282	Spectera, Inc.	0	0	0	0	23,860,408	0		0	23,860,408	0
84549	38-2044243	Symphonix Health Insurance	0	55,000,000	0	0	(302,460,305)	0		0	(247,460,305)	0
	94-3077084	U.S. Behavioral Health Plan, California	0	0	0	0	48,666,233	0		0	48,666,233	0
	95-2931460	UHC of California	(50,000,000)	0	0	0	(1,089,514,870)	0		0	(1,139,514,870)	0
91529	52-1996029	Unimerica Insurance Company	(18,000,000)	0	0	0	(35,170,926)	11,359,492		0	(41,811,434)	(4,741,135)
11596	01-0637149	Unimerica Life Insurance Company of New York	0	0	0	0	(1,423,838)	0		0	(1,423,838)	0
	20-5917714	Unison Health Plan of Delaware, Inc.	(35,000,000)	0	0	0	(1,231,130)	(3,937,573)		0	(40,168,703)	0
	94-2649097	United Behavioral Health	0	0	0	0	1,505,191,000	0		0	1,505,191,000	0
	41-1868911	United Behavioral Health of New York, I.P.A., Inc.	0	0	0	0	1,798,006	0		0	1,798,006	0
	41-1289245	United HealthCare Services, Inc.	2,822,000,000	(409,000,000)	0	0	12,252,969,100	0		0	14,665,969,100	0
	41-1321939	UnitedHealth Group Incorporated	0	0	0	0	2,248,956,966	0		0	2,248,956,966	0
95174	33-0115163	UnitedHealthcare Benefits of Texas, Inc.	(20,000,000)	0	0	0	(2,499,211,749)	(4,757,933)		0	(2,523,969,682)	38,352
	47-3221444	UnitedHealthcare Benefits Plan of California	0	0	0	0	(118,344)	0		0	(118,344)	0

SCHEDULE Y
PART 2 - SUMMARY OF INSURER'S TRANSACTIONS WITH ANY AFFILIATES

1	2	3	4	5	6	7	8	9	10	11	12	13
NAIC Company Code	ID Number	Names of Insurers and Parent, Subsidiaries or Affiliates	Shareholder Dividends	Capital Contributions	Purchases, Sales or Exchanges of Loans, Securities, Real Estate, Mortgage Loans or Other Investments	Income/ (Disbursements) Incurred in Connection with Guarantees or Undertakings for the Benefit of any Affiliate(s)	Management Agreements and Service Contracts	Income/ (Disbursements) Incurred Under Reinsurance Agreements	*	Any Other Material Activity Not in the Ordinary Course of the Insurer's Business	Totals	Reinsurance Recoverable/ (Payable) on Losses and/or Reserve Credit Taken/(Liability)
	46-4348775	UnitedHealthcare Community Plan of California, Inc.	(40,000,000)	75,000,000	.0	.0	(8,351,571)	.0		.0	26,648,429	.0
13168	26-2688274	UnitedHealthcare Community Plan of Georgia, Inc.	.0	.0	.0	.0	2,280	.0		.0	2,280	.0
12323	56-2451429	UnitedHealthcare Community Plan of Ohio, Inc.	(25,000,000)	.0	.0	.0	(484,360,601)	9,898,523		.0	(499,462,078)	18,462,343
11141	91-2008361	UnitedHealthcare Community Plan of Texas, L.L.C.	.0	30,000,000	.0	.0	(281,430,826)	(2,584,381)		.0	(254,015,207)	148,243
95467	38-3204052	UnitedHealthcare Community Plan, Inc.	(18,000,000)	.0	.0	.0	(165,439,881)	4,201,499		.0	(179,238,382)	1,207,667
79413	36-2739571	UnitedHealthcare Insurance Company	(1,295,000,000)	250,000,000	.0	.0	(9,805,486,137)	142,702,777		.0	(10,707,783,360)	(467,852,784)
60318	36-3800349	UnitedHealthcare Insurance Company of Illinois	(65,000,000)	.0	.0	.0	(164,732,524)	540,405		.0	(229,192,119)	87,196
60093	11-3283886	UnitedHealthcare Insurance Company of New York	.0	.0	.0	.0	(552,996,181)	(70,689,059)		.0	(623,685,240)	283,685,417
12231	20-1902768	UnitedHealthcare Insurance Company of the River Valley	.0	.0	.0	.0	(179,835,631)	525,580		.0	(179,310,051)	130,438
97179	86-0207231	UnitedHealthcare Life insurance Company	.0	.0	.0	.0	(45,202,639)	(15,023)		.0	(45,217,662)	(12,290)
95784	63-0899562	UnitedHealthcare of Alabama, Inc.	(5,000,000)	.0	.0	.0	(16,043,987)	(94,750)		.0	(21,138,737)	.0
96016	86-0507074	UnitedHealthcare of Arizona, Inc.	(8,000,000)	.0	.0	.0	(14,221,080)	(135,265)		.0	(22,356,345)	.0
95446	63-1036819	UnitedHealthcare of Arkansas, Inc.	(3,300,000)	.0	.0	.0	(12,337,845)	(64,841)		.0	(15,702,686)	.0
95090	84-1004639	UnitedHealthcare of Colorado, Inc.	.0	.0	.0	.0	(16,324,773)	(104,874)		.0	(16,429,647)	.0
95264	59-1293865	UnitedHealthcare of Florida, Inc.	(65,000,000)	.0	.0	.0	(392,136,019)	(2,500,082)		.0	(459,636,101)	.0
95850	58-1653544	UnitedHealthcare of Georgia, Inc.	.0	.0	.0	.0	(49,310,328)	(361,566)		.0	(49,671,894)	.0
95776	36-3280214	UnitedHealthcare of Illinois, Inc.	(5,500,000)	.0	.0	.0	(23,239,317)	(189,296)		.0	(28,928,613)	56
96644	62-1240316	UnitedHealthcare of Kentucky, Ltd.	.0	.0	.0	.0	(19,219,677)	(160,358)		.0	(19,380,035)	.0
95833	72-1074008	UnitedHealthcare of Louisiana, Inc.	.0	.0	.0	.0	(276,890,193)	(9,124,265)		.0	(286,014,458)	453,507
95716	63-1036817	UnitedHealthcare of Mississippi, Inc.	.0	.0	.0	.0	(115,997,080)	1,030,943		.0	(114,966,137)	297,735
95149	05-0413469	UnitedHealthcare of New England, Inc.	.0	.0	.0	.0	(281,504,581)	(1,544,549)		.0	(283,049,130)	2,622,094
13214	26-2697886	UnitedHealthcare of New Mexico	(10,000,000)	.0	.0	.0	(99,520,740)	1,611,257		.0	(107,909,483)	585,145
95085	06-1172891	UnitedHealthcare of New York, Inc.	.0	.0	.0	.0	(1,068,301,751)	.0		.0	(1,068,301,751)	.0
95103	56-1461010	UnitedHealthcare of North Carolina, Inc.	(30,000,000)	.0	.0	.0	(54,691,016)	(563,269)		.0	(85,254,285)	.0
95186	31-1142815	UnitedHealthcare of Ohio, Inc.	(30,000,000)	.0	.0	.0	(8,477,273)	(58,492)		.0	(38,535,765)	.0
96903	33-0115166	UnitedHealthcare of Oklahoma, Inc.	(22,500,000)	.0	.0	.0	(73,500,809)	.0		.0	(96,000,809)	.0
95893	93-0938819	UnitedHealthcare of Oregon, Inc.	.0	.0	.0	.0	(232,091,905)	.0		.0	(232,091,905)	.0
95220	25-1756858	UnitedHealthcare of Pennsylvania, Inc.	(55,000,000)	.0	.0	.0	(230,597,295)	(1,239,032)		.0	(286,836,327)	.0
95765	95-3939697	UnitedHealthcare of Texas, Inc.	(8,000,000)	.0	.0	.0	(15,558,290)	(177,422)		.0	(23,735,712)	197
95025	52-1130183	UnitedHealthcare of the Mid-Atlantic, Inc.	.0	.0	.0	.0	(157,058,648)	(1,002,542)		.0	(158,061,190)	74
95591	47-0676824	UnitedHealthcare of the Midlands, Inc.	(15,000,000)	.0	.0	.0	(610,122,416)	(12,433,781)		.0	(637,556,197)	.0
96385	43-1361841	UnitedHealthcare of the Midwest, Inc.	(25,000,000)	.0	.0	.0	(272,320,017)	(32,191,490)		.0	(329,511,507)	130,535,806
95501	41-1488563	UnitedHealthcare of Utah, Inc.	.0	.0	.0	.0	(696,697,980)	(811,366)		.0	(697,509,346)	.0
48038	91-1312551	UnitedHealthcare of Washington, Inc.	(10,500,000)	.0	.0	.0	(182,557,822)	.0		.0	(193,057,822)	.0
95710	39-1555888	UnitedHealthcare of Wisconsin, Inc.	(175,000,000)	.0	.0	.0	(1,287,073,071)	(8,472,962)		.0	(1,470,546,033)	.0

SCHEDULE Y
PART 2 - SUMMARY OF INSURER'S TRANSACTIONS WITH ANY AFFILIATES

1	2	3	4	5	6	7	8	9	10	11	12	13
NAIC Company Code	ID Number	Names of Insurers and Parent, Subsidiaries or Affiliates	Shareholder Dividends	Capital Contributions	Purchases, Sales or Exchanges of Loans, Securities, Real Estate, Mortgage Loans or Other Investments	Income/ (Disbursements) Incurred in Connection with Guarantees or Undertakings for the Benefit of any Affiliate(s)	Management Agreements and Service Contracts	Income/ (Disbursements) Incurred Under Reinsurance Agreements	*	Any Other Material Activity Not in the Ordinary Course of the Insurer's Business	Totals	Reinsurance Recoverable/ (Payable) on Losses and/or Reserve Credit Taken/(Liability)
95378	36-3379945	UnitedHealthcare Plan of the River Valley, Inc.	0	60,000,000	0	0	(617,273,132)	(6,108,850)		0	(563,381,982)	0
	47-0854646	UnitedHealthcare Service LLC	0	0	0	0	904,374	0		0	904,374	0
	01-0518346	UnitedHealthcare Specialty Benefits, LLC	0	0	0	0	22,230	0		0	22,230	0
	35-2314192	WellMed Network of Florida, Inc.	0	0	0	0	882,670,634	0		0	882,670,634	0
	74-2889447	WellMed Networks, Inc.	0	0	0	0	2,619,166,239	0		0	2,619,166,239	0
9999999	Control Totals		0	0	0	0	0	0	XXX	0	0	0

ANNUAL STATEMENT FOR THE YEAR 2018 OF THE UnitedHealthcare of Ohio, Inc.

SUPPLEMENTAL EXHIBITS AND SCHEDULES INTERROGATORIES

The following supplemental reports are required to be filed as part of your statement filing unless specifically waived by the domiciliary state. However, in the event that your domiciliary state waives the filing requirement, your response of WAIVED to the specific interrogatory will be accepted in lieu of filing a "NONE" report and a bar code will be printed below. If the supplement is required of your company but is not being filed for whatever reason enter SEE EXPLANATION and provide an explanation following the interrogatory questions.

		Responses
MARCH FILING		
1.	Will the Supplemental Compensation Exhibit be filed with the state of domicile by March 1?	YES
2.	Will an actuarial opinion be filed by March 1?	YES
3.	Will the confidential Risk-based Capital Report be filed with the NAIC by March 1?.....	YES
4.	Will the confidential Risk-based Capital Report be filed with the state of domicile, if required, by March 1?.....	YES
APRIL FILING		
5.	Will Management's Discussion and Analysis be filed by April 1?	YES
6.	Will the Supplemental Investment Risks Interrogatories be filed by April 1?	YES
7.	Will the Accident and Health Policy Experience Exhibit be filed by April 1?	YES
JUNE FILING		
8.	Will an audited financial report be filed by June 1?	YES
9.	Will Accountant's Letter of Qualifications be filed with the state of domicile and electronically with the NAIC by June 1?	YES







AUGUST FILING		
10.	Will the regulator-only (non-public) Communication of Internal Control Related Matters Noted in Audit be filed with the state of domicile and electronically with the NAIC (as a regulator-only non-public document) by August 1?	YES
The following supplemental reports are required to be filed as part of your annual statement filing <u>if your company is engaged in the type of business covered by the supplement. However, in the event that your company does not transact the type of business for which the special report must be filed, your response of NO to the specific interrogatory will be accepted in lieu of filing a "NONE" report and a bar code will be printed below.</u> If the supplement is required of your company but is not being filed for whatever reason enter SEE EXPLANATION and provide an explanation following the interrogatory questions.		

MARCH FILING		
11.	Will the Medicare Supplement Insurance Experience Exhibit be filed with the state of domicile and the NAIC by March 1?	NO
12.	Will the Supplemental Life data due March 1 be filed with the state of domicile and the NAIC?	NO
13.	Will Schedule SIS (Stockholder Information Supplement) be filed with the state of domicile by March 1?.....	NO
14.	Will the actuarial opinion on participating and non-participating policies as required in Interrogatories 1 and 2 on Exhibit 5 to Life Supplement be filed with the state of domicile and electronically with the NAIC by March 1?.....	NO
15.	Will the actuarial opinion on non-guaranteed elements as required in Interrogatory 3 to Exhibit 5 to Life Supplement be filed with the state of domicile and electronically with the NAIC by March 1?.....	NO
16.	Will the Medicare Part D Coverage Supplement be filed with the state of domicile and the NAIC by March 1?.....	NO
17.	Will an approval from the reporting entity's state of domicile for relief related to the five-year rotation requirement for lead audit partner be filed electronically with the NAIC by March 1?	NO
18.	Will an approval from the reporting entity's state of domicile for relief related to the one-year cooling off period for independent CPA be filed electronically with the NAIC by March 1?	NO
19.	Will an approval from the reporting entity's state of domicile for relief related to the Requirements for Audit Committees be filed electronically with the NAIC by March 1?.....	NO
APRIL FILING		
20.	Will the Long-Term Care Experience Reporting Forms be filed with the state of domicile and the NAIC by April 1?	NO
21.	Will the Supplemental Life data due April 1 be filed with the state of domicile and the NAIC?	NO
22.	Will the Supplemental Health Care Exhibit (Parts 1, 2 and 3) be filed with the state of domicile and the NAIC by April 1?	YES
23.	Will the regulator only (non-public) Supplemental Health Care Exhibit's Expense Allocation Report be filed with the state of domicile and the NAIC by April 1?	YES
24.	Will the Life, Health & Annuity Guaranty Association Model Act Assessment Base Reconciliation Exhibit be filed with the state of domicile and the NAIC by April 1?	NO
25.	Will the Adjustments to the Life, Health & Annuity Guaranty Association Model Act Assessment Base Reconciliation Exhibit (if required) be filed with the state of domicile and the NAIC by April 1?	NO
AUGUST FILING		
26.	Will Management's Report of Internal Control Over Financial Reporting be filed with the state of domicile by August 1?	NO
Explanations:		
11.		
12.		
13.		
14.		
15.		
16.		
17.		
18.		
19.		
20.		
21.		
24.		
25.		
26.		

Bar Codes:	
11.	Medicare Supplement Insurance Experience Exhibit [Document Identifier 360]
12.	Life Supplement [Document Identifier 205]
13.	SIS Stockholder Information Supplement [Document Identifier 420]
14.	Participating Opinion for Exhibit 5 [Document Identifier 371]
15.	Non-Guaranteed Opinion for Exhibit 5 [Document Identifier 370]
16.	Medicare Part D Coverage Supplement [Document Identifier 365]
17.	Relief from the five-year rotation requirement for lead audit partner [Document Identifier 224]
18.	Relief from the one-year cooling off period for independent CPA [Document Identifier 225]

ANNUAL STATEMENT FOR THE YEAR 2018 OF THE UnitedHealthcare of Ohio, Inc.

SUPPLEMENTAL EXHIBITS AND SCHEDULES INTERROGATORIES

19.	Relief from the Requirements for Audit Committees [Document Identifier 226]	 9 5 1 8 6 2 0 1 8 2 2 6 0 0 0 0 0
20.	Long-Term Care Experience Reporting Forms [Document Identifier 306]	 9 5 1 8 6 2 0 1 8 3 0 6 0 0 0 0 0
21.	Life Supplement [Document Identifier 211]	 9 5 1 8 6 2 0 1 8 2 1 1 0 0 0 0 0
24.	Life, Health & Annuity Guaranty Association Model Act Assessment Base Reconciliation Exhibit [Document Identifier 290]	 9 5 1 8 6 2 0 1 8 2 9 0 0 0 0 0 0
25.	Adjustments to the Life, Health & Annuity Guaranty Association Model Act Assessment Base Reconciliation Exhibit [Document Identifier 300]	 9 5 1 8 6 2 0 1 8 3 0 0 0 0 0 0 0
26.	Management's Report of Internal Control Over Financial Reporting [Document Identifier 223]	 9 5 1 8 6 2 0 1 8 2 2 3 0 0 0 0 0

ALPHABETICAL INDEX

ANNUAL STATEMENT BLANK

Analysis of Operations By Lines of Business 7

Assets 2

Cash Flow 6

Exhibit 1 - Enrollment By Product Type for Health Business Only 17

Exhibit 2 - Accident and Health Premiums Due and Unpaid 18

Exhibit 3 - Health Care Receivables 19

Exhibit 3A - Analysis of Health Care Receivables Collected and Accrued 20

Exhibit 4 - Claims Unpaid and Incentive Pool, Withhold and Bonus 21

Exhibit 5 - Amounts Due From Parent, Subsidiaries and Affiliates 22

Exhibit 6 - Amounts Due To Parent, Subsidiaries and Affiliates 23

Exhibit 7 - Part 1 - Summary of Transactions With Providers 24

Exhibit 7 - Part 2 - Summary of Transactions With Intermediaries 24

Exhibit 8 - Furniture, Equipment and Supplies Owned 25

Exhibit of Capital Gains (Losses) 15

Exhibit of Net Investment Income 15

Exhibit of Nonadmitted Assets 16

Exhibit of Premiums, Enrollment and Utilization (State Page) 30

Five-Year Historical Data 29

General Interrogatories 27

Jurat Page 1

Liabilities, Capital and Surplus 3

Notes To Financial Statements 26

Overflow Page For Write-ins 44

Schedule A - Part 1 E01

Schedule A - Part 2 E02

Schedule A - Part 3 E03

Schedule A - Verification Between Years SI02

Schedule B - Part 1 E04

Schedule B - Part 2 E05

Schedule B - Part 3 E06

Schedule B - Verification Between Years SI02

Schedule BA - Part 1 E07

Schedule BA - Part 2 E08

Schedule BA - Part 3 E09

Schedule BA - Verification Between Years SI03

Schedule D - Part 1 E10

Schedule D - Part 1A - Section 1 SI05

Schedule D - Part 1A - Section 2 SI08

Schedule D - Part 2 - Section 1 E11

Schedule D - Part 2 - Section 2 E12

Schedule D - Part 3 E13

Schedule D - Part 4 E14

Schedule D - Part 5 E15

Schedule D - Part 6 - Section 1 E16

Schedule D - Part 6 - Section 2 E16

Schedule D - Summary By Country SI04

Schedule D - Verification Between Years SI03

Schedule DA - Part 1 E17

Schedule DA - Verification Between Years SI10

Schedule DB - Part A - Section 1 E18

Schedule DB - Part A - Section 2 E19

Schedule DB - Part A - Verification Between Years SI11

Schedule DB - Part B - Section 1 E20

Schedule DB - Part B - Section 2 E21

Schedule DB - Part B - Verification Between Years SI11

Schedule DB - Part C - Section 1 SI12

Schedule DB - Part C - Section 2 SI13

Schedule DB - Part D - Section 1 E22

Schedule DB - Part D - Section 2 E23

Schedule DB - Verification SI14

Schedule DL - Part 1 E24

Schedule DL - Part 2 E25

Schedule E - Part 1 - Cash E26

Schedule E - Part 2 - Cash Equivalents E27

Schedule E - Part 2 - Verification Between Years SI15

Schedule E - Part 3 - Special Deposits E28

ANNUAL STATEMENT BLANK (Continued)

Schedule S - Part 1 - Section 2	31
Schedule S - Part 2	32
Schedule S - Part 3 - Section 2	33
Schedule S - Part 4	34
Schedule S - Part 5	35
Schedule S - Part 6.....	36
Schedule S - Part 7.....	37
Schedule T - Part 2 - Interstate Compact	39
Schedule T - Premiums and Other Considerations	38
Schedule Y - Information Concerning Activities of Insurer Members of a Holding Company Group	40
Schedule Y - Part 1A - Detail of Insurance Holding Company System	41
Schedule Y - Part 2 - Summary of Insurer's Transactions With Any Affiliates	42
Statement of Revenue and Expenses	4
Summary Investment Schedule	SI01
Supplemental Exhibits and Schedules Interrogatories	43
Underwriting and Investment Exhibit - Part 1	8
Underwriting and Investment Exhibit - Part 2	9
Underwriting and Investment Exhibit - Part 2A	10
Underwriting and Investment Exhibit - Part 2B	11
Underwriting and Investment Exhibit - Part 2C	12
Underwriting and Investment Exhibit - Part 2D	13
Underwriting and Investment Exhibit - Part 3	14