



ANNUAL STATEMENT

For the Year Ended December 31, 2018
of the Condition and Affairs of the

NATIONWIDE INSURANCE COMPANY OF AMERICA

NAIC Group Code..... 0140, 0140
(Current Period) (Prior Period)

NAIC Company Code..... 25453

Employer's ID Number..... 95-2130882

Organized under the Laws of OH

State of Domicile or Port of Entry OH

Country of Domicile US

Incorporated/Organized..... June 30, 1960

Commenced Business..... August 31, 1960

Statutory Home Office

ONE WEST NATIONWIDE BLVD. .. COLUMBUS .. OH .. US .. 43215-2220
(Street and Number) (City or Town, State, Country and Zip Code)

Main Administrative Office

ONE WEST NATIONWIDE BLVD. .. COLUMBUS .. OH .. US .. 43215-2220 614-249-7111
(Street and Number) (City or Town, State, Country and Zip Code) (Area Code) (Telephone Number)

Mail Address

ONE WEST NATIONWIDE BLVD., 1-04-701 .. COLUMBUS .. OH .. US .. 43215-2220
(Street and Number or P. O. Box) (City or Town, State, Country and Zip Code)

Primary Location of Books and Records

ONE WEST NATIONWIDE BLVD., 1-04-701 .. COLUMBUS .. OH .. US .. 43215-2220 614-249-1545
(Street and Number) (City or Town, State, Country and Zip Code) (Area Code) (Telephone Number)

Internet Web Site Address

WWW.ALLIEDINSURANCE.COM

Statutory Statement Contact

CHERYL M. DENNIS 614-249-1545
(Name) (Area Code) (Telephone Number)

FINRPT@NATIONWIDE.COM 866-315-1430
(E-Mail Address) (Fax Number)

OFFICERS

Name	Title	Name	Title
1. MARK ALLEN BERVEN	PRESIDENT & COO	2. DENISE LYNN SKINGLE #	VP & SECRETARY
3. ROBERT ALLEN BUEHLER #	VP & TREASURER		

OTHER

PAMELA ANN BIESECKER	SVP-HEAD OF TAXATION	MARTHA LOVETTE FRYE	SR REG VP-SOUTHEAST DIST
JENNIFER BOYD MACKENZIE #	SVP-ENTERPRISE BRAND MARKT		

DIRECTORS OR TRUSTEES

DAVID GERARD ARANGO	MARK ALLEN BERVEN	MICHAEL PATRICK LEACH	AMY TAYLOR SHORE
ERIC EUGENE SMITH			

State of..... OHIO
County of..... FRANKLIN

The officers of this reporting entity being duly sworn, each depose and say that they are the described officers of said reporting entity, and that on the reporting period stated above, all of the herein described assets were the absolute property of the said reporting entity, free and clear from any liens or claims thereon, except as herein stated, and that this statement, together with related exhibits, schedules and explanations therein contained, annexed or referred to, is a full and true statement of all the assets and liabilities and of the condition and affairs of the said reporting entity as of the reporting period stated above, and of its income and deductions therefrom for the period ended, and have been completed in accordance with the NAIC Annual Statement Instructions and Accounting Practices and Procedures manual except to the extent that: (1) state law may differ; or, (2) that state rules or regulations require differences in reporting not related to accounting practices and procedures, according to the best of their information, knowledge and belief, respectively. Furthermore, the scope of this attestation by the described officers also includes the related corresponding electronic filing with the NAIC, when required, that is an exact copy (except for formatting differences due to electronic filing) of the enclosed statement. The electronic filing may be requested by various regulators in lieu of or in addition to the enclosed statement.

(Signature)	(Signature)	(Signature)
MARK ALLEN BERVEN	DENISE LYNN SKINGLE	ROBERT ALLEN BUEHLER
1. (Printed Name)	2. (Printed Name)	3. (Printed Name)
PRESIDENT & COO	VP & SECRETARY	VP & TREASURER
(Title)	(Title)	(Title)

Subscribed and sworn to before me
This 11th day of February 2019

a. Is this an original filing? Yes [X] No []
b. If no
1. State the amendment number
2. Date filed
3. Number of pages attached




EXHIBIT OF PREMIUMS AND LOSSES (Statutory Page 14)



NAIC Group Code....0140 NAIC Company Code....25453

BUSINESS IN THE STATE OF **ALASKA** DURING THE YEAR

19.AK

Line of Business	Gross Premiums, Including Policy and Membership Fees, Less Return Premiums and Premiums on Policies not Taken		3 Dividends Paid or Credited to Policyholders on Direct Business	4 Direct Unearned Premium Reserves	5 Direct Losses Paid (deducting salvage)	6 Direct Losses Incurred	7 Direct Losses Unpaid	8 Direct Defense and Cost Containment Expense Paid	9 Direct Defense and Cost Containment Expense Incurred	10 Direct Defense and Cost Containment Expense Unpaid	11 Commissions and Brokerage Expenses	12 Taxes, Licenses and Fees
	1 Direct Premiums Written	2 Direct Premiums Earned										
1. Fire.....												
2.1 Allied lines.....												
2.2 Multiple peril crop.....												
2.3 Federal flood.....												
2.4 Private crop.....												
2.5 Private flood.....												
3. Farmowners multiple peril.....												
4. Homeowners multiple peril.....												
5.1 Commercial multiple peril (non-liability portion).....												
5.2 Commercial multiple peril (liability portion).....												
6. Mortgage guaranty.....												
8. Ocean marine.....												
9. Inland marine.....												.748
10. Financial guaranty.....												
11. Medical professional liability.....												
12. Earthquake.....												
13. Group accident and health (b).....												
14. Credit A&H (group and individual).....												
15.1 Collectively renewable A&H (b).....												
15.2 Non-cancelable A&H (b).....												
15.3 Guaranteed renewable A&H (b).....												
15.4 Non-renewable for stated reasons only (b).....												
15.5 Other accident only.....												
15.6 Medicare Title XVIII exempt from state taxes or fees.....												
15.7 All other A&H (b).....												
15.8 Federal employees health benefits plan premium.....												
16. Workers' compensation.....												
17.1 Other liability-occurrence.....												
17.2 Other liability-claims-made.....												
17.3 Excess workers' compensation.....												
18. Products liability.....												
19.1 Private passenger auto no-fault (personal injury protection).....												
19.2 Other private passenger auto liability.....												2,360
19.3 Commercial auto no-fault (personal injury protection).....												
19.4 Other commercial auto liability.....												
21.1 Private passenger auto physical damage.....												
21.2 Commercial auto physical damage.....												
22. Aircraft (all perils).....												
23. Fidelity.....												
24. Surety.....												
26. Burglary and theft.....												
27. Boiler and machinery.....												
28. Credit.....												
30. Warranty.....												
34. Aggregate write-ins for other lines of business.....	0	0	0	0	0	0	0	0	0	0	0	0
35. TOTALS (a).....	0	0	0	0	0	0	0	0	0	0	0	3,108

DETAILS OF WRITE-INS

3401.												
3402.												
3403.												
3498. Summary of remaining write-ins for Line 34 from overflow page.....	0	0	0	0	0	0	0	0	0	0	0	0
3499. TOTALS (Lines 3401 through 3403 plus 3498) (Line 34 above).....	0	0	0	0	0	0	0	0	0	0	0	0

(a) Finance and service charges not included in Lines 1 to 35 \$.....0.

(b) For health business on indicated lines report: Number of persons insured under PPO managed care products.....0 and number of persons insured under indemnity only products.....0.

EXHIBIT OF PREMIUMS AND LOSSES (Statutory Page 14)



NAIC Group Code....0140 NAIC Company Code....25453

BUSINESS IN THE STATE OF **ALABAMA** DURING THE YEAR

19.A1

Line of Business	Gross Premiums, Including Policy and Membership Fees, Less Return Premiums and Premiums on Policies not Taken		3 Dividends Paid or Credited to Policyholders on Direct Business	4 Direct Unearned Premium Reserves	5 Direct Losses Paid (deducting salvage)	6 Direct Losses Incurred	7 Direct Losses Unpaid	8 Direct Defense and Cost Containment Expense Paid	9 Direct Defense and Cost Containment Expense Incurred	10 Direct Defense and Cost Containment Expense Unpaid	11 Commissions and Brokerage Expenses	12 Taxes, Licenses and Fees
	1 Direct Premiums Written	2 Direct Premiums Earned										
1. Fire.....												
2.1 Allied lines.....												
2.2 Multiple peril crop.....												
2.3 Federal flood.....												
2.4 Private crop.....												
2.5 Private flood.....												
3. Farmowners multiple peril.....												
4. Homeowners multiple peril.....												
5.1 Commercial multiple peril (non-liability portion).....												
5.2 Commercial multiple peril (liability portion).....												
6. Mortgage guaranty.....												
8. Ocean marine.....												
9. Inland marine.....												
10. Financial guaranty.....												
11. Medical professional liability.....												
12. Earthquake.....												
13. Group accident and health (b).....												
14. Credit A&H (group and individual).....												
15.1 Collectively renewable A&H (b).....												
15.2 Non-cancelable A&H (b).....												
15.3 Guaranteed renewable A&H (b).....												
15.4 Non-renewable for stated reasons only (b).....												
15.5 Other accident only.....												
15.6 Medicare Title XVIII exempt from state taxes or fees.....												
15.7 All other A&H (b).....												
15.8 Federal employees health benefits plan premium.....												
16. Workers' compensation.....												250
17.1 Other liability-occurrence.....												
17.2 Other liability-claims-made.....												
17.3 Excess workers' compensation.....												
18. Products liability.....												
19.1 Private passenger auto no-fault (personal injury protection).....												
19.2 Other private passenger auto liability.....												3,054
19.3 Commercial auto no-fault (personal injury protection).....												
19.4 Other commercial auto liability.....												
21.1 Private passenger auto physical damage.....												
21.2 Commercial auto physical damage.....												
22. Aircraft (all perils).....												
23. Fidelity.....												
24. Surety.....												
26. Burglary and theft.....												
27. Boiler and machinery.....												
28. Credit.....												
30. Warranty.....												
34. Aggregate write-ins for other lines of business.....	0	0	0	0	0	0	0	0	0	0	0	0
35. TOTALS (a).....	0	0	0	0	0	0	0	0	0	0	0	3,304

DETAILS OF WRITE-INS

3401.												
3402.												
3403.												
3498. Summary of remaining write-ins for Line 34 from overflow page.....	0	0	0	0	0	0	0	0	0	0	0	0
3499. TOTALS (Lines 3401 through 3403 plus 3498) (Line 34 above).....	0	0	0	0	0	0	0	0	0	0	0	0

(a) Finance and service charges not included in Lines 1 to 35 \$.....0.

(b) For health business on indicated lines report: Number of persons insured under PPO managed care products.....0 and number of persons insured under indemnity only products.....0.

EXHIBIT OF PREMIUMS AND LOSSES (Statutory Page 14)



NAIC Group Code....0140 NAIC Company Code....25453

BUSINESS IN THE STATE OF ARKANSAS DURING THE YEAR

19.AR

Line of Business	Gross Premiums, Including Policy and Membership Fees, Less Return Premiums and Premiums on Policies not Taken		3 Dividends Paid or Credited to Policyholders on Direct Business	4 Direct Unearned Premium Reserves	5 Direct Losses Paid (deducting salvage)	6 Direct Losses Incurred	7 Direct Losses Unpaid	8 Direct Defense and Cost Containment Expense Paid	9 Direct Defense and Cost Containment Expense Incurred	10 Direct Defense and Cost Containment Expense Unpaid	11 Commissions and Brokerage Expenses	12 Taxes, Licenses and Fees
	1 Direct Premiums Written	2 Direct Premiums Earned										
1. Fire.....												
2.1 Allied lines.....												
2.2 Multiple peril crop.....												
2.3 Federal flood.....												
2.4 Private crop.....												
2.5 Private flood.....												
3. Farmowners multiple peril.....												
4. Homeowners multiple peril.....												
5.1 Commercial multiple peril (non-liability portion).....												
5.2 Commercial multiple peril (liability portion).....												
6. Mortgage guaranty.....												
8. Ocean marine.....												
9. Inland marine.....												
10. Financial guaranty.....												
11. Medical professional liability.....												
12. Earthquake.....												
13. Group accident and health (b).....												
14. Credit A&H (group and individual).....												
15.1 Collectively renewable A&H (b).....												
15.2 Non-cancelable A&H (b).....												
15.3 Guaranteed renewable A&H (b).....												
15.4 Non-renewable for stated reasons only (b).....												
15.5 Other accident only.....												
15.6 Medicare Title XVIII exempt from state taxes or fees.....												
15.7 All other A&H (b).....												
15.8 Federal employees health benefits plan premium.....												
16. Workers' compensation.....												
17.1 Other liability-occurrence.....												
17.2 Other liability-claims-made.....												
17.3 Excess workers' compensation.....												
18. Products liability.....												
19.1 Private passenger auto no-fault (personal injury protection).....												
19.2 Other private passenger auto liability.....												30,883
19.3 Commercial auto no-fault (personal injury protection).....												
19.4 Other commercial auto liability.....												
21.1 Private passenger auto physical damage.....												
21.2 Commercial auto physical damage.....												
22. Aircraft (all perils).....												
23. Fidelity.....												
24. Surety.....												
26. Burglary and theft.....												
27. Boiler and machinery.....												
28. Credit.....												
30. Warranty.....												
34. Aggregate write-ins for other lines of business.....	0	0	0	0	0	0	0	0	0	0	0	0
35. TOTALS (a).....	0	0	0	0	0	0	0	0	0	0	0	30,883

DETAILS OF WRITE-INS

3401.												
3402.												
3403.												
3498. Summary of remaining write-ins for Line 34 from overflow page.....	0	0	0	0	0	0	0	0	0	0	0	0
3499. TOTALS (Lines 3401 through 3403 plus 3498) (Line 34 above).....	0	0	0	0	0	0	0	0	0	0	0	0

(a) Finance and service charges not included in Lines 1 to 35 \$....6.
(b) For health business on indicated lines report: Number of persons insured under PPO managed care products.....0 and number of persons insured under indemnity only products.....0.

EXHIBIT OF PREMIUMS AND LOSSES (Statutory Page 14)



NAIC Group Code.....0140 NAIC Company Code....25453

BUSINESS IN THE STATE OF ARIZONA DURING THE YEAR

Line of Business	Gross Premiums, Including Policy and Membership Fees, Less Return Premiums and Premiums on Policies not Taken		Dividends Paid or Credited to Policyholders on Direct Business	Direct Unearned Premium Reserves	Direct Losses Paid (deducting salvage)	Direct Losses Incurred	Direct Losses Unpaid	Direct Defense and Cost Containment Expense Paid	Direct Defense and Cost Containment Expense Incurred	Direct Defense and Cost Containment Expense Unpaid	Commissions and Brokerage Expenses	Taxes, Licenses and Fees
	Direct Premiums Written	Direct Premiums Earned										
1. Fire.....	317,093	327,940		164,764	236,146	163,196	31,890	7,398	18,376	14,134	25,679	6,438
2.1 Allied lines.....	312,294	323,091		160,269	607,393	630,254	56,736	11,120	21,955	13,935	25,260	6,337
2.2 Multiple peril crop.....												
2.3 Federal flood.....												
2.4 Private crop.....												
2.5 Private flood.....												
3. Farmowners multiple peril.....												
4. Homeowners multiple peril.....	8,269,087	8,746,323		4,158,939	8,415,934	8,086,686	1,883,996	157,833	152,930	74,358	660,969	169,638
5.1 Commercial multiple peril (non-liability portion).....												
5.2 Commercial multiple peril (liability portion).....												
6. Mortgage guaranty.....												
8. Ocean marine.....												
9. Inland marine.....	141,205	147,382		70,255	69,167	68,395	4,714	135	124	126	11,167	2,899
10. Financial guaranty.....												
11. Medical professional liability.....												
12. Earthquake.....	13,007	10,821		7,214		239	239		24	24	439	259
13. Group accident and health (b).....												
14. Credit A&H (group and individual).....												
15.1 Collectively renewable A&H (b).....												
15.2 Non-cancelable A&H (b).....												
15.3 Guaranteed renewable A&H (b).....												
15.4 Non-renewable for stated reasons only (b).....												
15.5 Other accident only.....												
15.6 Medicare Title XVIII exempt from state taxes or fees.....												
15.7 All other A&H (b).....												
15.8 Federal employees health benefits plan premium.....												
16. Workers' compensation.....												
17.1 Other liability-occurrence.....	200,089	298,118		80,002		437,608	1,023,926	24,893	27,298	2,990	12,934	4,358
17.2 Other liability-claims-made.....												
17.3 Excess workers' compensation.....												
18. Products liability.....												
19.1 Private passenger auto no-fault (personal injury protection).....												
19.2 Other private passenger auto liability.....	4,934,285	5,043,346	(4,470)	1,293,699	2,984,997	2,889,641	4,657,931	84,956	38,402	259,713	219,547	101,393
19.3 Commercial auto no-fault (personal injury protection).....												
19.4 Other commercial auto liability.....												
21.1 Private passenger auto physical damage.....	3,479,343	3,615,830		934,652	1,912,017	1,868,672	1,842	3,386	(29,746)	35,967	153,110	71,971
21.2 Commercial auto physical damage.....												
22. Aircraft (all perils).....												
23. Fidelity.....												
24. Surety.....												
26. Burglary and theft.....						(36)	13					
27. Boiler and machinery.....	27,230	29,628		13,062	65,729	65,729		1,287	1,287		950	560
28. Credit.....												
30. Warranty.....												
34. Aggregate write-ins for other lines of business.....	0	0	0	0	0	0	0	0	0	0	0	0
35. TOTALS (a).....	17,693,633	18,542,479	(4,470)	6,882,856	14,291,383	14,210,384	7,661,287	291,008	230,650	401,247	1,110,055	363,853

DETAILS OF WRITE-INS

3401.												
3402.												
3403.												
3498. Summary of remaining write-ins for Line 34 from overflow page.....	0	0	0	0	0	0	0	0	0	0	0	0
3499. TOTALS (Lines 3401 through 3403 plus 3498) (Line 34 above).....	0	0	0	0	0	0	0	0	0	0	0	0

(a) Finance and service charges not included in Lines 1 to 35 \$.....137,660.

(b) For health business on indicated lines report: Number of persons insured under PPO managed care products.....0 and number of persons insured under indemnity only products.....0.

EXHIBIT OF PREMIUMS AND LOSSES (Statutory Page 14)



NAIC Group Code.....0140 NAIC Company Code....25453

BUSINESS IN THE STATE OF CALIFORNIA DURING THE YEAR

Line of Business	Gross Premiums, Including Policy and Membership Fees, Less Return Premiums and Premiums on Policies not Taken		Dividends Paid or Credited to Policyholders on Direct Business	Direct Unearned Premium Reserves	Direct Losses Paid (deducting salvage)	Direct Losses Incurred	Direct Losses Unpaid	Direct Defense and Cost Containment Expense Paid	Direct Defense and Cost Containment Expense Incurred	Direct Defense and Cost Containment Expense Unpaid	Commissions and Brokerage Expenses	Taxes, Licenses and Fees
	Direct Premiums Written	Direct Premiums Earned										
1. Fire.....	3,667,344	3,686,712		1,866,561	1,733,503	1,587,037	523,412	47,192	147,627	140,057	434,347	87,296
2.1 Allied lines.....	2,098,381	1,934,856		1,148,927	2,260,116	2,301,785	670,212	54,067	107,031	74,236	244,110	50,236
2.2 Multiple peril crop.....												
2.3 Federal flood.....												
2.4 Private crop.....												
2.5 Private flood.....											216	
3. Farmowners multiple peril.....						212	(66)		(2,794)	1,564		
4. Homeowners multiple peril.....	37,955,455	36,549,512		19,760,542	34,352,022	33,720,619	15,778,986	882,469	887,306	447,930	3,493,530	917,212
5.1 Commercial multiple peril (non-liability portion).....	4,782,526	4,754,706		2,429,689	3,507,618	4,111,418	2,142,821	105,412	127,066	111,612	920,007	114,776
5.2 Commercial multiple peril (liability portion).....	4,496,329	4,537,475		2,250,449	5,340,777	4,203,640	4,696,053	939,907	1,011,041	1,318,090	894,834	108,256
6. Mortgage guaranty.....												
8. Ocean marine.....												
9. Inland marine.....	765,076	759,947		390,500	270,254	372,294	151,088	4,216	4,110	1,264	73,100	18,453
10. Financial guaranty.....												
11. Medical professional liability.....												
12. Earthquake.....	5,695	12,641		8,372				200	200		1,207	121
13. Group accident and health (b).....												
14. Credit A&H (group and individual).....												
15.1 Collectively renewable A&H (b).....												
15.2 Non-cancelable A&H (b).....												
15.3 Guaranteed renewable A&H (b).....												
15.4 Non-renewable for stated reasons only (b).....												
15.5 Other accident only.....												
15.6 Medicare Title XVIII exempt from state taxes or fees.....												
15.7 All other A&H (b).....												
15.8 Federal employees health benefits plan premium.....												
16. Workers' compensation.....												500
17.1 Other liability-occurrence.....	3,300,071	3,326,832		1,641,726	164,104	255,995	1,836,115	76,028	123,636	223,292	395,496	79,834
17.2 Other liability-claims-made.....												
17.3 Excess workers' compensation.....												
18. Products liability.....	128,108	159,379		63,523		(450,166)	48,012	16,538	18,581	54,809	23,988	3,004
19.1 Private passenger auto no-fault (personal injury protection).....												
19.2 Other private passenger auto liability.....	105,105,659	105,953,010		40,897,092	70,455,035	71,644,037	78,034,398	1,901,773	2,051,238	5,997,158	9,099,467	2,807,928
19.3 Commercial auto no-fault (personal injury protection).....												
19.4 Other commercial auto liability.....	3,756,289	3,634,723		1,922,697	3,934,997	3,430,516	2,551,740	95,290	206,505	428,799	621,254	94,827
21.1 Private passenger auto physical damage.....	71,314,750	70,789,701		28,492,689	52,500,773	53,533,007	2,366,328	216,440	62,311	260,984	5,927,425	1,726,241
21.2 Commercial auto physical damage.....	886,174	858,487		450,229	653,877	646,416	60,550	2,184	4,871	8,129	141,166	21,365
22. Aircraft (all perils).....												
23. Fidelity.....												
24. Surety.....												
26. Burglary and theft.....	3,668	4,445		1,642		54	166		(6)	33	873	92
27. Boiler and machinery.....	325,355	336,596		161,890	112,332	110,024	9,975	1,081	487	4,127	55,941	7,783
28. Credit.....												
30. Warranty.....												
34. Aggregate write-ins for other lines of business.....	0	0	0	0	0	0	0	0	0	0	0	0
35. TOTALS (a).....	238,590,880	237,299,022	0	101,486,528	175,285,408	175,466,888	108,869,790	4,342,797	4,749,210	9,072,084	22,326,961	6,037,924

DETAILS OF WRITE-INS

3401.												
3402.												
3403.												
3498. Summary of remaining write-ins for Line 34 from overflow page.....	0	0	0	0	0	0	0	0	0	0	0	0
3499. TOTALS (Lines 3401 through 3403 plus 3498) (Line 34 above).....	0	0	0	0	0	0	0	0	0	0	0	0

(a) Finance and service charges not included in Lines 1 to 35 \$.....1,556,903.

(b) For health business on indicated lines report: Number of persons insured under PPO managed care products.....0 and number of persons insured under indemnity only products.....0.

EXHIBIT OF PREMIUMS AND LOSSES (Statutory Page 14)



NAIC Group Code.....0140 NAIC Company Code....25453

BUSINESS IN THE STATE OF COLORADO DURING THE YEAR

Line of Business	Gross Premiums, Including Policy and Membership Fees, Less Return Premiums and Premiums on Policies not Taken		Dividends Paid or Credited to Policyholders on Direct Business	Direct Unearned Premium Reserves	Direct Losses Paid (deducting salvage)	Direct Losses Incurred	Direct Losses Unpaid	Direct Defense and Cost Containment Expense Paid	Direct Defense and Cost Containment Expense Incurred	Direct Defense and Cost Containment Expense Unpaid	Commissions and Brokerage Expenses	Taxes, Licenses and Fees
	Direct Premiums Written	Direct Premiums Earned										
1. Fire.....	276,992	265,955		144,732	1,176	5,010	21,760	70	8,180	10,239	26,867	2,851
2.1 Allied lines.....	686,067	655,893		355,923	1,782,629	2,012,882	297,040	7,413	27,474	25,333	62,250	7,019
2.2 Multiple peril crop.....												
2.3 Federal flood.....												
2.4 Private crop.....												
2.5 Private flood.....												
3. Farmowners multiple peril.....												
4. Homeowners multiple peril.....	13,190,453	12,864,058		6,816,851	17,187,091	21,410,999	7,219,971	107,256	114,344	108,285	765,466	134,953
5.1 Commercial multiple peril (non-liability portion).....												
5.2 Commercial multiple peril (liability portion).....												
6. Mortgage guaranty.....												
8. Ocean marine.....												
9. Inland marine.....	97,834	101,194		47,345	7,861	7,346	3,027	92	97	80	5,585	1,001
10. Financial guaranty.....												
11. Medical professional liability.....												
12. Earthquake.....	9,802	9,657		5,384				1	1		362	108
13. Group accident and health (b).....												
14. Credit A&H (group and individual).....												
15.1 Collectively renewable A&H (b).....												
15.2 Non-cancelable A&H (b).....												
15.3 Guaranteed renewable A&H (b).....												
15.4 Non-renewable for stated reasons only (b).....												
15.5 Other accident only.....												
15.6 Medicare Title XVIII exempt from state taxes or fees.....												
15.7 All other A&H (b).....												
15.8 Federal employees health benefits plan premium.....												
16. Workers' compensation.....												
17.1 Other liability-occurrence.....	283,804	290,375		141,118	250	72,776	214,931	(21)	1,799	2,128	21,096	2,952
17.2 Other liability-claims-made.....												
17.3 Excess workers' compensation.....												
18. Products liability.....												
19.1 Private passenger auto no-fault (personal injury protection).....												
19.2 Other private passenger auto liability.....	3,042,344	3,125,033		764,588	2,377,282	2,084,674	2,454,288	28,640	11,179	141,206	150,632	39,172
19.3 Commercial auto no-fault (personal injury protection).....												
19.4 Other commercial auto liability.....												
21.1 Private passenger auto physical damage.....	2,382,602	2,418,910		679,915	1,783,613	1,788,625	34,648	1,279	(9,330)	13,805	109,116	24,805
21.2 Commercial auto physical damage.....												
22. Aircraft (all perils).....												
23. Fidelity.....												
24. Surety.....												
26. Burglary and theft.....						(6)	24					
27. Boiler and machinery.....	32,553	32,559		16,577	36,865	36,865		492	492		2,176	332
28. Credit.....												
30. Warranty.....												
34. Aggregate write-ins for other lines of business.....	0	0	0	0	0	0	0	0	0	0	0	0
35. TOTALS (a).....	20,002,451	19,763,634	0	8,972,433	23,176,767	27,419,171	10,245,689	145,222	154,236	301,076	1,143,550	213,193

DETAILS OF WRITE-INS

3401.												
3402.												
3403.												
3498. Summary of remaining write-ins for Line 34 from overflow page.....	0	0	0	0	0	0	0	0	0	0	0	0
3499. TOTALS (Lines 3401 through 3403 plus 3498) (Line 34 above).....	0	0	0	0	0	0	0	0	0	0	0	0

(a) Finance and service charges not included in Lines 1 to 35 \$.....100,169.

(b) For health business on indicated lines report: Number of persons insured under PPO managed care products.....0 and number of persons insured under indemnity only products.....0.

EXHIBIT OF PREMIUMS AND LOSSES (Statutory Page 14)



NAIC Group Code....0140 NAIC Company Code....25453

BUSINESS IN THE STATE OF CONNECTICUT DURING THE YEAR

19.CT

Line of Business	Gross Premiums, Including Policy and Membership Fees, Less Return Premiums and Premiums on Policies not Taken		3 Dividends Paid or Credited to Policyholders on Direct Business	4 Direct Unearned Premium Reserves	5 Direct Losses Paid (deducting salvage)	6 Direct Losses Incurred	7 Direct Losses Unpaid	8 Direct Defense and Cost Containment Expense Paid	9 Direct Defense and Cost Containment Expense Incurred	10 Direct Defense and Cost Containment Expense Unpaid	11 Commissions and Brokerage Expenses	12 Taxes, Licenses and Fees
	1 Direct Premiums Written	2 Direct Premiums Earned										
1. Fire.....												
2.1 Allied lines.....												
2.2 Multiple peril crop.....												
2.3 Federal flood.....												
2.4 Private crop.....												
2.5 Private flood.....												
3. Farmowners multiple peril.....												
4. Homeowners multiple peril.....												
5.1 Commercial multiple peril (non-liability portion).....												
5.2 Commercial multiple peril (liability portion).....												
6. Mortgage guaranty.....												
8. Ocean marine.....												
9. Inland marine.....												
10. Financial guaranty.....												
11. Medical professional liability.....												
12. Earthquake.....												
13. Group accident and health (b).....												
14. Credit A&H (group and individual).....												
15.1 Collectively renewable A&H (b).....												
15.2 Non-cancelable A&H (b).....												
15.3 Guaranteed renewable A&H (b).....												
15.4 Non-renewable for stated reasons only (b).....												
15.5 Other accident only.....												
15.6 Medicare Title XVIII exempt from state taxes or fees.....												
15.7 All other A&H (b).....												
15.8 Federal employees health benefits plan premium.....												
16. Workers' compensation.....												
17.1 Other liability-occurrence.....	178	101		77							22	4
17.2 Other liability-claims-made.....												
17.3 Excess workers' compensation.....												
18. Products liability.....												
19.1 Private passenger auto no-fault (personal injury protection).....												
19.2 Other private passenger auto liability.....	2,746,709	986,821		1,759,888	80,677	619,080	538,403		23,999	23,999	341,415	104,385
19.3 Commercial auto no-fault (personal injury protection).....												
19.4 Other commercial auto liability.....												
21.1 Private passenger auto physical damage.....	1,458,587	506,912		951,675	391,208	430,527	39,319	592	1,344	752	180,830	24,826
21.2 Commercial auto physical damage.....												
22. Aircraft (all perils).....												
23. Fidelity.....												
24. Surety.....												
26. Burglary and theft.....												
27. Boiler and machinery.....												
28. Credit.....												
30. Warranty.....												
34. Aggregate write-ins for other lines of business.....	0	0	0	0	0	0	0	0	0	0	0	0
35. TOTALS (a).....	4,205,474	1,493,834	0	2,711,640	471,885	1,049,607	577,722	592	25,343	24,751	522,267	129,215

DETAILS OF WRITE-INS

3401.												
3402.												
3403.												
3498. Summary of remaining write-ins for Line 34 from overflow page.....	0	0	0	0	0	0	0	0	0	0	0	0
3499. TOTALS (Lines 3401 through 3403 plus 3498) (Line 34 above).....	0	0	0	0	0	0	0	0	0	0	0	0

(a) Finance and service charges not included in Lines 1 to 35 \$.....15,770.

(b) For health business on indicated lines report: Number of persons insured under PPO managed care products.....0 and number of persons insured under indemnity only products.....0.

EXHIBIT OF PREMIUMS AND LOSSES (Statutory Page 14)



NAIC Group Code.....0140 NAIC Company Code....25453 BUSINESS IN THE STATE OF DISTRICT OF COLUMBIA DURING THE YEAR

19.DC

Line of Business	Gross Premiums, Including Policy and Membership Fees, Less Return Premiums and Premiums on Policies not Taken		3 Dividends Paid or Credited to Policyholders on Direct Business	4 Direct Unearned Premium Reserves	5 Direct Losses Paid (deducting salvage)	6 Direct Losses Incurred	7 Direct Losses Unpaid	8 Direct Defense and Cost Containment Expense Paid	9 Direct Defense and Cost Containment Expense Incurred	10 Direct Defense and Cost Containment Expense Unpaid	11 Commissions and Brokerage Expenses	12 Taxes, Licenses and Fees
	1 Direct Premiums Written	2 Direct Premiums Earned										
1. Fire.....												
2.1 Allied lines.....												
2.2 Multiple peril crop.....												
2.3 Federal flood.....												
2.4 Private crop.....												
2.5 Private flood.....												
3. Farmowners multiple peril.....												
4. Homeowners multiple peril.....												
5.1 Commercial multiple peril (non-liability portion).....												
5.2 Commercial multiple peril (liability portion).....												
6. Mortgage guaranty.....												
8. Ocean marine.....												
9. Inland marine.....												
10. Financial guaranty.....												
11. Medical professional liability.....												
12. Earthquake.....												
13. Group accident and health (b).....												
14. Credit A&H (group and individual).....												
15.1 Collectively renewable A&H (b).....												
15.2 Non-cancelable A&H (b).....												
15.3 Guaranteed renewable A&H (b).....												
15.4 Non-renewable for stated reasons only (b).....												
15.5 Other accident only.....												
15.6 Medicare Title XVIII exempt from state taxes or fees.....												
15.7 All other A&H (b).....												
15.8 Federal employees health benefits plan premium.....												
16. Workers' compensation.....												
17.1 Other liability-occurrence.....												
17.2 Other liability-claims-made.....												
17.3 Excess workers' compensation.....												
18. Products liability.....												
19.1 Private passenger auto no-fault (personal injury protection).....	88,780	89,644		21,185	75,922	59,129	11,299	1,920	1,847	1,137	7,409	1,913
19.2 Other private passenger auto liability.....	4,870,806	4,850,123		1,221,371	3,187,838	2,685,332	2,043,907	104,124	70,170	197,430	434,182	104,132
19.3 Commercial auto no-fault (personal injury protection).....												
19.4 Other commercial auto liability.....												
21.1 Private passenger auto physical damage.....	3,067,085	3,074,706		766,516	2,000,237	1,951,776	94,433	11,001	9,963	4,968	267,152	65,956
21.2 Commercial auto physical damage.....												
22. Aircraft (all perils).....												
23. Fidelity.....												
24. Surety.....												
26. Burglary and theft.....												
27. Boiler and machinery.....												
28. Credit.....												
30. Warranty.....												
34. Aggregate write-ins for other lines of business.....	0	0	0	0	0	0	0	0	0	0	0	0
35. TOTALS (a).....	8,026,671	8,014,473	0	2,009,072	5,263,997	4,696,237	2,149,639	117,045	81,980	203,535	708,743	172,001

DETAILS OF WRITE-INS

3401.												
3402.												
3403.												
3498. Summary of remaining write-ins for Line 34 from overflow page.....	0	0	0	0	0	0	0	0	0	0	0	0
3499. TOTALS (Lines 3401 through 3403 plus 3498) (Line 34 above).....	0	0	0	0	0	0	0	0	0	0	0	0

(a) Finance and service charges not included in Lines 1 to 35 \$.....66,292.
(b) For health business on indicated lines report: Number of persons insured under PPO managed care products.....0 and number of persons insured under indemnity only products.....0.

EXHIBIT OF PREMIUMS AND LOSSES (Statutory Page 14)



NAIC Group Code.....0140 NAIC Company Code....25453

BUSINESS IN THE STATE OF DELAWARE DURING THE YEAR

19.DE

Line of Business	Gross Premiums, Including Policy and Membership Fees, Less Return Premiums and Premiums on Policies not Taken		3 Dividends Paid or Credited to Policyholders on Direct Business	4 Direct Unearned Premium Reserves	5 Direct Losses Paid (deducting salvage)	6 Direct Losses Incurred	7 Direct Losses Unpaid	8 Direct Defense and Cost Containment Expense Paid	9 Direct Defense and Cost Containment Expense Incurred	10 Direct Defense and Cost Containment Expense Unpaid	11 Commissions and Brokerage Expenses	12 Taxes, Licenses and Fees
	1 Direct Premiums Written	2 Direct Premiums Earned										
1. Fire.....												
2.1 Allied lines.....												
2.2 Multiple peril crop.....												
2.3 Federal flood.....												
2.4 Private crop.....												
2.5 Private flood.....												
3. Farmowners multiple peril.....												
4. Homeowners multiple peril.....												
5.1 Commercial multiple peril (non-liability portion).....												
5.2 Commercial multiple peril (liability portion).....												
6. Mortgage guaranty.....												
8. Ocean marine.....												
9. Inland marine.....												
10. Financial guaranty.....												
11. Medical professional liability.....												
12. Earthquake.....												
13. Group accident and health (b).....												
14. Credit A&H (group and individual).....												
15.1 Collectively renewable A&H (b).....												
15.2 Non-cancelable A&H (b).....												
15.3 Guaranteed renewable A&H (b).....												
15.4 Non-renewable for stated reasons only (b).....												
15.5 Other accident only.....												
15.6 Medicare Title XVIII exempt from state taxes or fees.....												
15.7 All other A&H (b).....												
15.8 Federal employees health benefits plan premium.....												
16. Workers' compensation.....												
17.1 Other liability-occurrence.....												
17.2 Other liability-claims-made.....												
17.3 Excess workers' compensation.....												
18. Products liability.....												
19.1 Private passenger auto no-fault (personal injury protection).....												
19.2 Other private passenger auto liability.....												2,475
19.3 Commercial auto no-fault (personal injury protection).....												
19.4 Other commercial auto liability.....												
21.1 Private passenger auto physical damage.....												
21.2 Commercial auto physical damage.....												
22. Aircraft (all perils).....												
23. Fidelity.....												
24. Surety.....												
26. Burglary and theft.....												
27. Boiler and machinery.....												
28. Credit.....												
30. Warranty.....												
34. Aggregate write-ins for other lines of business.....	0	0	0	0	0	0	0	0	0	0	0	0
35. TOTALS (a).....	0	0	0	0	0	0	0	0	0	0	0	2,475

DETAILS OF WRITE-INS

3401.												
3402.												
3403.												
3498. Summary of remaining write-ins for Line 34 from overflow page.....	0	0	0	0	0	0	0	0	0	0	0	0
3499. TOTALS (Lines 3401 through 3403 plus 3498) (Line 34 above).....	0	0	0	0	0	0	0	0	0	0	0	0

(a) Finance and service charges not included in Lines 1 to 35 \$.....0.

(b) For health business on indicated lines report: Number of persons insured under PPO managed care products.....0 and number of persons insured under indemnity only products.....0.

EXHIBIT OF PREMIUMS AND LOSSES (Statutory Page 14)



NAIC Group Code.....0140 NAIC Company Code....25453

BUSINESS IN THE STATE OF FLORIDA DURING THE YEAR

19.FL

Line of Business	Gross Premiums, Including Policy and Membership Fees, Less Return Premiums and Premiums on Policies not Taken		3 Dividends Paid or Credited to Policyholders on Direct Business	4 Direct Unearned Premium Reserves	5 Direct Losses Paid (deducting salvage)	6 Direct Losses Incurred	7 Direct Losses Unpaid	8 Direct Defense and Cost Containment Expense Paid	9 Direct Defense and Cost Containment Expense Incurred	10 Direct Defense and Cost Containment Expense Unpaid	11 Commissions and Brokerage Expenses	12 Taxes, Licenses and Fees
	1 Direct Premiums Written	2 Direct Premiums Earned										
1. Fire.....	346,812	414,441		192,758	101,632	177,753	122,864	11,079	9,367	6,032	65,787	5,356
2.1 Allied lines.....	1,347,441	1,382,882		677,512	150,137	16,552	265,998	14,176	13,227	15,132	255,386	21,341
2.2 Multiple peril crop.....												
2.3 Federal flood.....												
2.4 Private crop.....												
2.5 Private flood.....												
3. Farmowners multiple peril.....												
4. Homeowners multiple peril.....												
5.1 Commercial multiple peril (non-liability portion).....	16,450,751	16,722,136		8,065,386	7,953,533	6,375,135	4,033,512	277,204	247,472	213,764	3,105,499	263,555
5.2 Commercial multiple peril (liability portion).....	10,591,179	10,608,921		5,121,556	4,328,716	5,130,293	10,894,946	705,517	1,226,019	5,351,809	1,941,161	169,782
6. Mortgage guaranty.....												
8. Ocean marine.....												
9. Inland marine.....						146	276		12	47		
10. Financial guaranty.....												
11. Medical professional liability.....												
12. Earthquake.....	1,250	669		602							183	21
13. Group accident and health (b).....												
14. Credit A&H (group and individual).....												
15.1 Collectively renewable A&H (b).....												
15.2 Non-cancelable A&H (b).....												
15.3 Guaranteed renewable A&H (b).....												
15.4 Non-renewable for stated reasons only (b).....												
15.5 Other accident only.....												
15.6 Medicare Title XVIII exempt from state taxes or fees.....												
15.7 All other A&H (b).....												
15.8 Federal employees health benefits plan premium.....												
16. Workers' compensation.....												
17.1 Other liability-occurrence.....	4,907,971	5,120,821		2,219,119	2,025,949	2,236,260	5,776,337	763,052	1,213,743	4,119,845	901,527	78,498
17.2 Other liability-claims-made.....												
17.3 Excess workers' compensation.....												
18. Products liability.....	1,546,752	1,589,882		692,298		(45,484)	513,182	(103)	110,881	1,090,490	287,203	24,709
19.1 Private passenger auto no-fault (personal injury protection).....	2,509,093	3,207,033		759,130	3,081,646	2,365,002	1,162,920	1,111,890	1,628,175	1,765,263	263,299	38,767
19.2 Other private passenger auto liability.....	20,137,247	24,735,167		6,424,437	29,220,493	7,934,452	21,129,963	1,217,279	75,674	1,440,417	2,135,068	315,508
19.3 Commercial auto no-fault (personal injury protection).....	122,799	132,676		67,854	107,332	114,374	62,561	29,994	35,724	14,862	21,913	1,952
19.4 Other commercial auto liability.....	8,051,818	8,479,878		4,425,105	5,496,574	6,084,737	11,670,560	495,129	588,423	1,341,886	1,427,466	126,895
21.1 Private passenger auto physical damage.....	6,488,036	8,265,618		2,052,899	4,906,457	4,771,055	(52,821)	1,047,256	879,360	167,424	688,197	101,283
21.2 Commercial auto physical damage.....	1,156,836	1,171,424		646,403	752,998	815,639	184,093	31,715	38,426	16,868	212,304	18,496
22. Aircraft (all perils).....												
23. Fidelity.....												
24. Surety.....												
26. Burglary and theft.....						121	129		2	5		
27. Boiler and machinery.....	682,852	663,124		338,320	596,398	268,747	47,597	1,861	1,095	7,759	127,449	10,981
28. Credit.....												
30. Warranty.....												
34. Aggregate write-ins for other lines of business.....	0	0	0	0	0	0	0	0	0	0	0	0
35. TOTALS (a).....	74,340,837	82,494,672	0	31,683,379	58,721,865	36,244,782	55,812,117	5,706,049	6,067,600	15,551,603	11,432,442	1,177,144

DETAILS OF WRITE-INS

3401.												
3402.												
3403.												
3498. Summary of remaining write-ins for Line 34 from overflow page.....	0	0	0	0	0	0	0	0	0	0	0	0
3499. TOTALS (Lines 3401 through 3403 plus 3498) (Line 34 above).....	0	0	0	0	0	0	0	0	0	0	0	0

(a) Finance and service charges not included in Lines 1 to 35 \$.....300,898.

(b) For health business on indicated lines report: Number of persons insured under PPO managed care products.....0 and number of persons insured under indemnity only products.....0.

EXHIBIT OF PREMIUMS AND LOSSES (Statutory Page 14)



NAIC Group Code....0140 NAIC Company Code....25453

BUSINESS IN THE STATE OF **GEORGIA** DURING THE YEAR

19.GA

Line of Business	Gross Premiums, Including Policy and Membership Fees, Less Return Premiums and Premiums on Policies not Taken		3 Dividends Paid or Credited to Policyholders on Direct Business	4 Direct Unearned Premium Reserves	5 Direct Losses Paid (deducting salvage)	6 Direct Losses Incurred	7 Direct Losses Unpaid	8 Direct Defense and Cost Containment Expense Paid	9 Direct Defense and Cost Containment Expense Incurred	10 Direct Defense and Cost Containment Expense Unpaid	11 Commissions and Brokerage Expenses	12 Taxes, Licenses and Fees
	1 Direct Premiums Written	2 Direct Premiums Earned										
1. Fire.....												
2.1 Allied lines.....												
2.2 Multiple peril crop.....												
2.3 Federal flood.....												
2.4 Private crop.....												
2.5 Private flood.....												
3. Farmowners multiple peril.....												
4. Homeowners multiple peril.....												
5.1 Commercial multiple peril (non-liability portion).....												
5.2 Commercial multiple peril (liability portion).....												
6. Mortgage guaranty.....												
8. Ocean marine.....												
9. Inland marine.....												
10. Financial guaranty.....												
11. Medical professional liability.....												
12. Earthquake.....												
13. Group accident and health (b).....												
14. Credit A&H (group and individual).....												
15.1 Collectively renewable A&H (b).....												
15.2 Non-cancelable A&H (b).....												
15.3 Guaranteed renewable A&H (b).....												
15.4 Non-renewable for stated reasons only (b).....												
15.5 Other accident only.....												
15.6 Medicare Title XVIII exempt from state taxes or fees.....												
15.7 All other A&H (b).....												
15.8 Federal employees health benefits plan premium.....												
16. Workers' compensation.....												
17.1 Other liability-occurrence.....												
17.2 Other liability-claims-made.....												
17.3 Excess workers' compensation.....												
18. Products liability.....												
19.1 Private passenger auto no-fault (personal injury protection).....												
19.2 Other private passenger auto liability.....					(933)	(874)	(896)		(218)	101	6	8,109
19.3 Commercial auto no-fault (personal injury protection).....												
19.4 Other commercial auto liability.....						(1)	(1)		(1)	1		
21.1 Private passenger auto physical damage.....						91	(478)		(1)		3	(16)
21.2 Commercial auto physical damage.....												
22. Aircraft (all perils).....												
23. Fidelity.....												
24. Surety.....												
26. Burglary and theft.....												
27. Boiler and machinery.....												
28. Credit.....												
30. Warranty.....												
34. Aggregate write-ins for other lines of business.....	0	0	0	0	0	0	0	0	0	0	0	0
35. TOTALS (a).....	0	0	0	0	(933)	(784)	(1,375)	0	(219)	102	9	8,093

DETAILS OF WRITE-INS

3401.												
3402.												
3403.												
3498. Summary of remaining write-ins for Line 34 from overflow page.....	0	0	0	0	0	0	0	0	0	0	0	0
3499. TOTALS (Lines 3401 through 3403 plus 3498) (Line 34 above).....	0	0	0	0	0	0	0	0	0	0	0	0

(a) Finance and service charges not included in Lines 1 to 35 \$.....0.

(b) For health business on indicated lines report: Number of persons insured under PPO managed care products.....0 and number of persons insured under indemnity only products.....0.

EXHIBIT OF PREMIUMS AND LOSSES (Statutory Page 14)



NAIC Group Code.....0140 NAIC Company Code....25453

BUSINESS IN GRAND TOTAL DURING THE YEAR

Line of Business	Gross Premiums, Including Policy and Membership Fees, Less Return Premiums and Premiums on Policies not Taken		3 Dividends Paid or Credited to Policyholders on Direct Business	4 Direct Unearned Premium Reserves	5 Direct Losses Paid (deducting salvage)	6 Direct Losses Incurred	7 Direct Losses Unpaid	8 Direct Defense and Cost Containment Expense Paid	9 Direct Defense and Cost Containment Expense Incurred	10 Direct Defense and Cost Containment Expense Unpaid	11 Commissions and Brokerage Expenses	12 Taxes, Licenses and Fees
	1 Direct Premiums Written	2 Direct Premiums Earned										
1. Fire.....	5,856,427	5,952,601		3,011,642	2,940,484	2,718,347	873,232	75,892	234,726	223,026	662,650	130,031
2.1 Allied lines.....	5,726,799	5,590,771		3,013,014	5,871,305	6,002,003	1,468,042	106,841	231,855	183,128	696,492	113,448
2.2 Multiple peril crop.....												
2.3 Federal flood.....												
2.4 Private crop.....												
2.5 Private flood.....											218	
3. Farmowners multiple peril.....						212	(66)		(2,794)	1,564		
4. Homeowners multiple peril.....	165,289,938	139,002,855		93,452,899	111,526,121	118,383,219	41,641,777	2,259,314	2,414,078	1,280,612	16,916,328	3,439,890
5.1 Commercial multiple peril (non-liability portion).....	21,233,277	21,476,842		10,495,075	11,461,151	10,486,553	6,176,333	382,616	374,538	325,376	4,025,506	378,331
5.2 Commercial multiple peril (liability portion).....	15,087,508	15,146,396		7,372,005	9,669,493	9,333,933	15,590,999	1,645,424	2,237,060	6,669,899	2,835,995	278,038
6. Mortgage guaranty.....												
8. Ocean marine.....												
9. Inland marine.....	2,838,561	2,575,367		1,501,020	834,434	1,020,628	318,138	6,338	5,687	3,108	295,267	61,036
10. Financial guaranty.....												
11. Medical professional liability.....												
12. Earthquake.....	1,411,806	1,345,092		769,283		12,293	14,503	234	1,918	1,918	125,105	29,133
13. Group accident and health (b).....												
14. Credit A&H (group and individual).....												
15.1 Collectively renewable A&H (b).....												
15.2 Non-cancelable A&H (b).....												
15.3 Guaranteed renewable A&H (b).....												
15.4 Non-renewable for stated reasons only (b).....												
15.5 Other accident only.....												
15.6 Medicare Title XVIII exempt from state taxes or fees.....												
15.7 All other A&H (b).....												
15.8 Federal employees health benefits plan premium.....												
16. Workers' compensation.....												1,250
17.1 Other liability-occurrence.....	11,287,576	11,479,651		5,471,305	2,378,971	3,474,309	10,362,625	879,455	1,391,173	4,360,381	1,484,409	220,699
17.2 Other liability-claims-made.....												
17.3 Excess workers' compensation.....												
18. Products liability.....	1,674,860	1,749,261		755,821		(495,650)	561,194	16,435	129,462	1,145,299	311,191	27,713
19.1 Private passenger auto no-fault (personal injury protection).....	16,173,127	17,336,309		4,090,128	16,147,118	7,130,466	154,045,896	2,390,936	2,726,947	4,477,678	1,497,852	362,967
19.2 Other private passenger auto liability.....	338,465,015	341,563,361	(4,470)	106,899,508	235,288,008	182,918,765	233,757,757	7,628,440	4,438,702	17,934,063	34,100,923	8,751,055
19.3 Commercial auto no-fault (personal injury protection).....	122,799	132,676		67,854	107,332	114,374	62,561	29,994	35,724	14,862	21,913	1,952
19.4 Other commercial auto liability.....	17,875,772	17,569,260		9,545,847	11,731,573	11,748,414	16,968,574	696,644	892,891	2,045,543	3,236,382	364,688
21.1 Private passenger auto physical damage.....	235,383,232	234,754,258		77,434,707	147,971,297	148,968,938	6,480,377	1,575,064	789,701	1,052,161	23,869,628	5,901,738
21.2 Commercial auto physical damage.....	2,043,010	2,029,911		1,096,632	1,406,875	1,462,055	244,643	33,899	43,297	24,997	353,470	39,861
22. Aircraft (all perils).....												
23. Fidelity.....												
24. Surety.....												
26. Burglary and theft.....	3,668	4,445		1,642		(376)	1,083		5	48	873	92
27. Boiler and machinery.....	1,299,544	1,227,478		670,408	895,018	565,559	58,072	6,484	5,124	11,886	195,015	24,378
28. Credit.....												
30. Warranty.....												
34. Aggregate write-ins for other lines of business.....	0	0	0	0	0	0	0	0	0	0	0	0
35. TOTALS (a).....	841,772,919	818,936,534	(4,470)	325,648,790	558,229,180	503,844,042	488,625,740	17,734,010	15,950,094	39,755,549	90,629,217	20,126,300

DETAILS OF WRITE-INS

3401.												
3402.												
3403.												
3498. Summary of remaining write-ins for Line 34 from overflow page.....	0	0	0	0	0	0	0	0	0	0	0	0
3499. TOTALS (Lines 3401 through 3403 plus 3498) (Line 34 above).....	0	0	0	0	0	0	0	0	0	0	0	0

(a) Finance and service charges not included in Lines 1 to 35 \$.....6,955,610.

(b) For health business on indicated lines report: Number of persons insured under PPO managed care products.....0 and number of persons insured under indemnity only products.....0.

19.GT

EXHIBIT OF PREMIUMS AND LOSSES (Statutory Page 14)



NAIC Group Code.....0140 NAIC Company Code....25453

BUSINESS IN THE STATE OF IOWA DURING THE YEAR

Line of Business	Gross Premiums, Including Policy and Membership Fees, Less Return Premiums and Premiums on Policies not Taken		3 Dividends Paid or Credited to Policyholders on Direct Business	4 Direct Unearned Premium Reserves	5 Direct Losses Paid (deducting salvage)	6 Direct Losses Incurred	7 Direct Losses Unpaid	8 Direct Defense and Cost Containment Expense Paid	9 Direct Defense and Cost Containment Expense Incurred	10 Direct Defense and Cost Containment Expense Unpaid	11 Commissions and Brokerage Expenses	12 Taxes, Licenses and Fees
	1 Direct Premiums Written	2 Direct Premiums Earned										
1. Fire.....	41,869	45,495		22,730	133,139	122,039	26,671	1,252	2,762	1,932	3,982	684
2.1 Allied lines.....	118,001	128,375		63,947	142,394	142,364	10,338	333	4,561	5,414	11,306	1,925
2.2 Multiple peril crop.....												
2.3 Federal flood.....												
2.4 Private crop.....												
2.5 Private flood.....												
3. Farmowners multiple peril.....												
4. Homeowners multiple peril.....	5,500,456	5,452,576		2,846,687	4,770,833	5,131,087	1,284,118	66,299	68,561	45,858	456,344	88,547
5.1 Commercial multiple peril (non-liability portion).....												
5.2 Commercial multiple peril (liability portion).....												
6. Mortgage guaranty.....												
8. Ocean marine.....												
9. Inland marine.....	164,373	166,100		79,057	34,207	33,613	5,131	139	135	153	16,495	2,630
10. Financial guaranty.....												
11. Medical professional liability.....												
12. Earthquake.....	5,318	4,889		2,732				1	1		435	84
13. Group accident and health (b).....												
14. Credit A&H (group and individual).....												
15.1 Collectively renewable A&H (b).....												
15.2 Non-cancelable A&H (b).....												
15.3 Guaranteed renewable A&H (b).....												
15.4 Non-renewable for stated reasons only (b).....												
15.5 Other accident only.....												
15.6 Medicare Title XVIII exempt from state taxes or fees.....												
15.7 All other A&H (b).....												
15.8 Federal employees health benefits plan premium.....												
16. Workers' compensation.....												
17.1 Other liability-occurrence.....	264,022	268,792		132,511	754	(29,801)	112,941	40	1,217	1,411	26,650	4,318
17.2 Other liability-claims-made.....												
17.3 Excess workers' compensation.....												
18. Products liability.....												
19.1 Private passenger auto no-fault (personal injury protection).....												
19.2 Other private passenger auto liability.....	5,061,980	5,111,079		1,285,998	2,855,645	2,253,231	2,295,287	71,427	34,696	140,775	420,619	82,499
19.3 Commercial auto no-fault (personal injury protection).....												
19.4 Other commercial auto liability.....												
21.1 Private passenger auto physical damage.....	5,270,091	5,261,753		1,387,629	3,154,299	3,257,680	323,641	3,433	(8,920)	20,011	412,559	86,269
21.2 Commercial auto physical damage.....												
22. Aircraft (all perils).....												
23. Fidelity.....												
24. Surety.....												
26. Burglary and theft.....						(13)	29					
27. Boiler and machinery.....	9,382	8,611		4,801	4,218	4,218					385	150
28. Credit.....												
30. Warranty.....												
34. Aggregate write-ins for other lines of business.....	0	0	0	0	0	0	0	0	0	0	0	0
35. TOTALS (a).....	16,435,492	16,447,670	0	5,826,092	11,095,489	10,914,418	4,058,156	142,924	103,013	215,554	1,348,775	267,106

DETAILS OF WRITE-INS

3401.												
3402.												
3403.												
3498. Summary of remaining write-ins for Line 34 from overflow page.....	0	0	0	0	0	0	0	0	0	0	0	0
3499. TOTALS (Lines 3401 through 3403 plus 3498) (Line 34 above).....	0	0	0	0	0	0	0	0	0	0	0	0

(a) Finance and service charges not included in Lines 1 to 35 \$.....121,379.

(b) For health business on indicated lines report: Number of persons insured under PPO managed care products.....0 and number of persons insured under indemnity only products.....0.

EXHIBIT OF PREMIUMS AND LOSSES (Statutory Page 14)



NAIC Group Code....0140 NAIC Company Code....25453

BUSINESS IN THE STATE OF IDAHO DURING THE YEAR

19.ID

Line of Business	Gross Premiums, Including Policy and Membership Fees, Less Return Premiums and Premiums on Policies not Taken		3 Dividends Paid or Credited to Policyholders on Direct Business	4 Direct Unearned Premium Reserves	5 Direct Losses Paid (deducting salvage)	6 Direct Losses Incurred	7 Direct Losses Unpaid	8 Direct Defense and Cost Containment Expense Paid	9 Direct Defense and Cost Containment Expense Incurred	10 Direct Defense and Cost Containment Expense Unpaid	11 Commissions and Brokerage Expenses	12 Taxes, Licenses and Fees
	1 Direct Premiums Written	2 Direct Premiums Earned										
1. Fire.....	46,545	47,522		25,516	2,338	1,423	2,847	(27)	1,574	2,060	3,317	732
2.1 Allied lines.....	30,901	31,577		17,115	106,371	107,055	3,193	155	1,224	1,375	2,178	486
2.2 Multiple peril crop.....												
2.3 Federal flood.....												
2.4 Private crop.....												
2.5 Private flood.....												
3. Farmowners multiple peril.....												
4. Homeowners multiple peril.....	1,580,353	1,544,279		840,693	1,523,855	1,615,846	451,784	15,723	15,506	11,874	90,292	26,515
5.1 Commercial multiple peril (non-liability portion).....												
5.2 Commercial multiple peril (liability portion).....												
6. Mortgage guaranty.....												
8. Ocean marine.....												
9. Inland marine.....	36,783	36,426		18,554	6,832	6,818	1,216	103	80	59	2,023	588
10. Financial guaranty.....												
11. Medical professional liability.....												
12. Earthquake.....	5,365	5,624		2,924				1	1		151	84
13. Group accident and health (b).....												
14. Credit A&H (group and individual).....												
15.1 Collectively renewable A&H (b).....												
15.2 Non-cancelable A&H (b).....												
15.3 Guaranteed renewable A&H (b).....												
15.4 Non-renewable for stated reasons only (b).....												
15.5 Other accident only.....												
15.6 Medicare Title XVIII exempt from state taxes or fees.....												
15.7 All other A&H (b).....												
15.8 Federal employees health benefits plan premium.....												
16. Workers' compensation.....												
17.1 Other liability-occurrence.....	59,566	61,707		29,804		(7,044)	20,061	(7)	313	454	3,937	953
17.2 Other liability-claims-made.....												
17.3 Excess workers' compensation.....												
18. Products liability.....												
19.1 Private passenger auto no-fault (personal injury protection).....												
19.2 Other private passenger auto liability.....	2,795,200	2,857,707		699,994	2,227,065	1,332,920	1,505,618	9,742	738	124,612	142,886	44,517
19.3 Commercial auto no-fault (personal injury protection).....												
19.4 Other commercial auto liability.....												
21.1 Private passenger auto physical damage.....	1,884,170	1,900,794		508,867	1,322,760	1,337,794	110,274	1,759	(6,023)	10,319	97,275	30,152
21.2 Commercial auto physical damage.....												
22. Aircraft (all perils).....												
23. Fidelity.....												
24. Surety.....												
26. Burglary and theft.....						(8)	11					
27. Boiler and machinery.....	12,763	12,489		6,723	404	404		524	524		1,342	200
28. Credit.....												
30. Warranty.....												
34. Aggregate write-ins for other lines of business.....	0	0	0	0	0	0	0	0	0	0	0	0
35. TOTALS (a).....	6,451,646	6,498,125	0	2,150,190	5,189,625	4,395,208	2,095,004	27,973	13,937	150,753	343,401	104,227

DETAILS OF WRITE-INS

3401.												
3402.												
3403.												
3498. Summary of remaining write-ins for Line 34 from overflow page.....	0	0	0	0	0	0	0	0	0	0	0	0
3499. TOTALS (Lines 3401 through 3403 plus 3498) (Line 34 above).....	0	0	0	0	0	0	0	0	0	0	0	0

(a) Finance and service charges not included in Lines 1 to 35 \$.....57,478.

(b) For health business on indicated lines report: Number of persons insured under PPO managed care products.....0 and number of persons insured under indemnity only products.....0.

EXHIBIT OF PREMIUMS AND LOSSES (Statutory Page 14)



NAIC Group Code.....0140 NAIC Company Code....25453

BUSINESS IN THE STATE OF ILLINOIS DURING THE YEAR

Line of Business	Gross Premiums, Including Policy and Membership Fees, Less Return Premiums and Premiums on Policies not Taken		Dividends Paid or Credited to Policyholders on Direct Business	Direct Unearned Premium Reserves	Direct Losses Paid (deducting salvage)	Direct Losses Incurred	Direct Losses Unpaid	Direct Defense and Cost Containment Expense Paid	Direct Defense and Cost Containment Expense Incurred	Direct Defense and Cost Containment Expense Unpaid	Commissions and Brokerage Expenses	Taxes, Licenses and Fees
	Direct Premiums Written	Direct Premiums Earned										
1. Fire.....												
2.1 Allied lines.....												
2.2 Multiple peril crop.....												
2.3 Federal flood.....												
2.4 Private crop.....												
2.5 Private flood.....												
3. Farmowners multiple peril.....												
4. Homeowners multiple peril.....	8,091,280	5,561,956		4,680,836	3,530,321	4,047,946	711,327	65,070	95,502	35,521	1,035,284	162,648
5.1 Commercial multiple peril (non-liability portion).....												
5.2 Commercial multiple peril (liability portion).....												
6. Mortgage guaranty.....												
8. Ocean marine.....												
9. Inland marine.....	147,858	101,300		82,524	17,777	20,935	4,390	46	73	46	21,626	2,861
10. Financial guaranty.....												
11. Medical professional liability.....												
12. Earthquake.....	51,117	36,933		28,614		913	1,546	(10)	184	229	6,922	1,046
13. Group accident and health (b).....												
14. Credit A&H (group and individual).....												
15.1 Collectively renewable A&H (b).....												
15.2 Non-cancelable A&H (b).....												
15.3 Guaranteed renewable A&H (b).....												
15.4 Non-renewable for stated reasons only (b).....												
15.5 Other accident only.....												
15.6 Medicare Title XVIII exempt from state taxes or fees.....												
15.7 All other A&H (b).....												
15.8 Federal employees health benefits plan premium.....												
16. Workers' compensation.....												
17.1 Other liability-occurrence.....	148,541	113,136		85,777				16	16		2,229	2,929
17.2 Other liability-claims-made.....												
17.3 Excess workers' compensation.....												
18. Products liability.....												
19.1 Private passenger auto no-fault (personal injury protection).....												
19.2 Other private passenger auto liability.....	6,692,552	6,935,727		1,586,667	2,847,547	2,219,236	4,114,461	97,220	18,312	297,369	774,381	125,169
19.3 Commercial auto no-fault (personal injury protection).....												
19.4 Other commercial auto liability.....												
21.1 Private passenger auto physical damage.....	4,191,383	4,331,103		997,930	1,894,916	1,895,110	30,840	9,627	3,522	9,275	488,721	78,653
21.2 Commercial auto physical damage.....												
22. Aircraft (all perils).....												
23. Fidelity.....												
24. Surety.....												
26. Burglary and theft.....												
27. Boiler and machinery.....	14,476	10,261		8,682				4	4		207	288
28. Credit.....												
30. Warranty.....												
34. Aggregate write-ins for other lines of business.....	0	0	0	0	0	0	0	0	0	0	0	0
35. TOTALS (a).....	19,337,207	17,090,416	0	7,471,030	8,290,561	8,184,140	4,862,564	171,973	117,613	342,440	2,329,370	373,594

DETAILS OF WRITE-INS

3401.												
3402.												
3403.												
3498. Summary of remaining write-ins for Line 34 from overflow page.....	0	0	0	0	0	0	0	0	0	0	0	0
3499. TOTALS (Lines 3401 through 3403 plus 3498) (Line 34 above).....	0	0	0	0	0	0	0	0	0	0	0	0

(a) Finance and service charges not included in Lines 1 to 35 \$.....114,291.

(b) For health business on indicated lines report: Number of persons insured under PPO managed care products.....0 and number of persons insured under indemnity only products.....0.

EXHIBIT OF PREMIUMS AND LOSSES (Statutory Page 14)



NAIC Group Code....0140 NAIC Company Code....25453

BUSINESS IN THE STATE OF INDIANA DURING THE YEAR

19 IN

Line of Business	Gross Premiums, Including Policy and Membership Fees, Less Return Premiums and Premiums on Policies not Taken		3 Dividends Paid or Credited to Policyholders on Direct Business	4 Direct Unearned Premium Reserves	5 Direct Losses Paid (deducting salvage)	6 Direct Losses Incurred	7 Direct Losses Unpaid	8 Direct Defense and Cost Containment Expense Paid	9 Direct Defense and Cost Containment Expense Incurred	10 Direct Defense and Cost Containment Expense Unpaid	11 Commissions and Brokerage Expenses	12 Taxes, Licenses and Fees
	1 Direct Premiums Written	2 Direct Premiums Earned										
1. Fire.....												
2.1 Allied lines.....												
2.2 Multiple peril crop.....												
2.3 Federal flood.....												
2.4 Private crop.....												
2.5 Private flood.....												
3. Farmowners multiple peril.....												
4. Homeowners multiple peril.....	11,194,088	8,522,255		6,068,226	4,990,137	5,315,371	1,178,619	73,824	114,447	60,671	1,450,806	181,657
5.1 Commercial multiple peril (non-liability portion).....												
5.2 Commercial multiple peril (liability portion).....												
6. Mortgage guaranty.....												
8. Ocean marine.....												
9. Inland marine.....	139,677	112,199		70,693	55,092	51,364	6,400	125	132	51	19,122	2,261
10. Financial guaranty.....												
11. Medical professional liability.....												
12. Earthquake.....	67,947	55,484		35,840		837	1,762		251	385	9,410	1,104
13. Group accident and health (b).....												
14. Credit A&H (group and individual).....												
15.1 Collectively renewable A&H (b).....												
15.2 Non-cancelable A&H (b).....												
15.3 Guaranteed renewable A&H (b).....												
15.4 Non-renewable for stated reasons only (b).....												
15.5 Other accident only.....												
15.6 Medicare Title XVIII exempt from state taxes or fees.....												
15.7 All other A&H (b).....												
15.8 Federal employees health benefits plan premium.....												
16. Workers' compensation.....												
17.1 Other liability-occurrence.....	278,909	236,818		148,114				14	14		3,773	4,583
17.2 Other liability-claims-made.....												
17.3 Excess workers' compensation.....												
18. Products liability.....												
19.1 Private passenger auto no-fault (personal injury protection).....												
19.2 Other private passenger auto liability.....											6	
19.3 Commercial auto no-fault (personal injury protection).....												
19.4 Other commercial auto liability.....												
21.1 Private passenger auto physical damage.....												
21.2 Commercial auto physical damage.....												
22. Aircraft (all perils).....												
23. Fidelity.....												
24. Surety.....												
26. Burglary and theft.....												
27. Boiler and machinery.....	33,865	28,079		18,084	5,283	5,283		1	1		456	556
28. Credit.....												
30. Warranty.....												
34. Aggregate write-ins for other lines of business.....	0	0	0	0	0	0	0	0	0	0	0	0
35. TOTALS (a).....	11,714,486	8,954,835	0	6,340,957	5,050,512	5,372,855	1,186,781	73,964	114,845	61,107	1,483,573	190,161

DETAILS OF WRITE-INS

3401.												
3402.												
3403.												
3498. Summary of remaining write-ins for Line 34 from overflow page.....	0	0	0	0	0	0	0	0	0	0	0	0
3499. TOTALS (Lines 3401 through 3403 plus 3498) (Line 34 above).....	0	0	0	0	0	0	0	0	0	0	0	0

(a) Finance and service charges not included in Lines 1 to 35 \$.....60,036.

(b) For health business on indicated lines report: Number of persons insured under PPO managed care products.....0 and number of persons insured under indemnity only products.....0.

EXHIBIT OF PREMIUMS AND LOSSES (Statutory Page 14)



NAIC Group Code.....0140 NAIC Company Code....25453

BUSINESS IN THE STATE OF **KANSAS** DURING THE YEAR

19.KS

Line of Business	Gross Premiums, Including Policy and Membership Fees, Less Return Premiums and Premiums on Policies not Taken		3 Dividends Paid or Credited to Policyholders on Direct Business	4 Direct Unearned Premium Reserves	5 Direct Losses Paid (deducting salvage)	6 Direct Losses Incurred	7 Direct Losses Unpaid	8 Direct Defense and Cost Containment Expense Paid	9 Direct Defense and Cost Containment Expense Incurred	10 Direct Defense and Cost Containment Expense Unpaid	11 Commissions and Brokerage Expenses	12 Taxes, Licenses and Fees
	1 Direct Premiums Written	2 Direct Premiums Earned										
1. Fire.....	64,685	62,866		29,154	11,903	12,392	3,501	3,591	5,342	2,117	8,086	1,392
2.1 Allied lines.....	157,593	149,410		86,790	79,564	79,639	16,948	3,694	7,957	5,881	9,653	3,383
2.2 Multiple peril crop.....												
2.3 Federal flood.....												
2.4 Private crop.....												
2.5 Private flood.....												
3. Farmowners multiple peril.....												
4. Homeowners multiple peril.....	3,691,067	3,732,264		1,948,763	1,864,349	2,036,812	508,659	17,064	16,751	31,990	275,755	80,965
5.1 Commercial multiple peril (non-liability portion).....												
5.2 Commercial multiple peril (liability portion).....												
6. Mortgage guaranty.....												
8. Ocean marine.....												
9. Inland marine.....	43,406	43,642		22,028	30,880	30,749	1,386	22	14	46	3,893	957
10. Financial guaranty.....												
11. Medical professional liability.....												
12. Earthquake.....	5,728	5,949		2,975				5	5		454	126
13. Group accident and health (b).....												
14. Credit A&H (group and individual).....												
15.1 Collectively renewable A&H (b).....												
15.2 Non-cancelable A&H (b).....												
15.3 Guaranteed renewable A&H (b).....												
15.4 Non-renewable for stated reasons only (b).....												
15.5 Other accident only.....												
15.6 Medicare Title XVIII exempt from state taxes or fees.....												
15.7 All other A&H (b).....												
15.8 Federal employees health benefits plan premium.....												
16. Workers' compensation.....												
17.1 Other liability-occurrence.....	74,114	75,447		36,320	99	(9,391)	103,029	3,317	3,636	392	6,843	1,640
17.2 Other liability-claims-made.....												
17.3 Excess workers' compensation.....												
18. Products liability.....												
19.1 Private passenger auto no-fault (personal injury protection).....	529,357	541,349		135,825	175,914	131,130	(73,910)	4,001	3,857	15,423	29,331	11,801
19.2 Other private passenger auto liability.....	3,150,807	3,220,785		791,749	2,309,466	1,900,977	1,812,834	35,661	21,750	127,767	204,205	70,173
19.3 Commercial auto no-fault (personal injury protection).....												
19.4 Other commercial auto liability.....												
21.1 Private passenger auto physical damage.....	3,496,993	3,537,843		888,924	1,853,130	1,909,073	162,151	6,095	(5,815)	16,614	213,680	77,975
21.2 Commercial auto physical damage.....												
22. Aircraft (all perils).....												
23. Fidelity.....												
24. Surety.....												
26. Burglary and theft.....						(12)	38		1	1		
27. Boiler and machinery.....	4,432	4,399		2,274	15,274	15,274					323	96
28. Credit.....												
30. Warranty.....												
34. Aggregate write-ins for other lines of business.....	0	0	0	0	0	0	0	0	0	0	0	0
35. TOTALS (a).....	11,218,182	11,373,954	0	3,944,802	6,340,579	6,106,643	2,534,636	73,450	53,498	200,231	752,223	248,508

DETAILS OF WRITE-INS

3401.												
3402.												
3403.												
3498. Summary of remaining write-ins for Line 34 from overflow page.....	0	0	0	0	0	0	0	0	0	0	0	0
3499. TOTALS (Lines 3401 through 3403 plus 3498) (Line 34 above).....	0	0	0	0	0	0	0	0	0	0	0	0

(a) Finance and service charges not included in Lines 1 to 35 \$.....94,735.

(b) For health business on indicated lines report: Number of persons insured under PPO managed care products.....0 and number of persons insured under indemnity only products.....0.

EXHIBIT OF PREMIUMS AND LOSSES (Statutory Page 14)



NAIC Group Code.....0140 NAIC Company Code....25453

BUSINESS IN THE STATE OF KENTUCKY DURING THE YEAR

19.KY

Line of Business	Gross Premiums, Including Policy and Membership Fees, Less Return Premiums and Premiums on Policies not Taken		3 Dividends Paid or Credited to Policyholders on Direct Business	4 Direct Unearned Premium Reserves	5 Direct Losses Paid (deducting salvage)	6 Direct Losses Incurred	7 Direct Losses Unpaid	8 Direct Defense and Cost Containment Expense Paid	9 Direct Defense and Cost Containment Expense Incurred	10 Direct Defense and Cost Containment Expense Unpaid	11 Commissions and Brokerage Expenses	12 Taxes, Licenses and Fees
	1 Direct Premiums Written	2 Direct Premiums Earned										
1. Fire.....												
2.1 Allied lines.....												
2.2 Multiple peril crop.....												
2.3 Federal flood.....												
2.4 Private crop.....												
2.5 Private flood.....												
3. Farmowners multiple peril.....												
4. Homeowners multiple peril.....												
5.1 Commercial multiple peril (non-liability portion).....												
5.2 Commercial multiple peril (liability portion).....												
6. Mortgage guaranty.....												
8. Ocean marine.....												
9. Inland marine.....												
10. Financial guaranty.....												
11. Medical professional liability.....												
12. Earthquake.....												
13. Group accident and health (b).....												
14. Credit A&H (group and individual).....												
15.1 Collectively renewable A&H (b).....												
15.2 Non-cancelable A&H (b).....												
15.3 Guaranteed renewable A&H (b).....												
15.4 Non-renewable for stated reasons only (b).....												
15.5 Other accident only.....												
15.6 Medicare Title XVIII exempt from state taxes or fees.....												
15.7 All other A&H (b).....												
15.8 Federal employees health benefits plan premium.....												
16. Workers' compensation.....												
17.1 Other liability-occurrence.....	393	348		154				(1)	(1)		53	(15)
17.2 Other liability-claims-made.....												
17.3 Excess workers' compensation.....												
18. Products liability.....												
19.1 Private passenger auto no-fault (personal injury protection).....	70,815	80,332		33,060	62,321	59,330	20,081	8	(245)	2,419	8,140	6,396
19.2 Other private passenger auto liability.....	370,577	385,601		170,475	194,191	89,201	122,164	4,781	5,210	18,399	43,200	28,547
19.3 Commercial auto no-fault (personal injury protection).....												
19.4 Other commercial auto liability.....												
21.1 Private passenger auto physical damage.....	672,655	709,945		328,359	529,424	515,712	20,497	248	(6,673)	8,007	86,048	71,498
21.2 Commercial auto physical damage.....												
22. Aircraft (all perils).....												
23. Fidelity.....												
24. Surety.....												
26. Burglary and theft.....							11					
27. Boiler and machinery.....												
28. Credit.....												
30. Warranty.....												
34. Aggregate write-ins for other lines of business.....	0	0	0	0	0	0	0	0	0	0	0	0
35. TOTALS (a).....	1,114,440	1,176,226	0	532,048	785,936	664,243	162,753	5,036	(1,709)	28,825	137,441	106,426

DETAILS OF WRITE-INS

3401.												
3402.												
3403.												
3498. Summary of remaining write-ins for Line 34 from overflow page.....	0	0	0	0	0	0	0	0	0	0	0	0
3499. TOTALS (Lines 3401 through 3403 plus 3498) (Line 34 above).....	0	0	0	0	0	0	0	0	0	0	0	0

(a) Finance and service charges not included in Lines 1 to 35 \$.....22,383.

(b) For health business on indicated lines report: Number of persons insured under PPO managed care products.....0 and number of persons insured under indemnity only products.....0.

EXHIBIT OF PREMIUMS AND LOSSES (Statutory Page 14)



NAIC Group Code.....0140 NAIC Company Code....25453

BUSINESS IN THE STATE OF MASSACHUSETTS DURING THE YEAR

19.MA

Line of Business	Gross Premiums, Including Policy and Membership Fees, Less Return Premiums and Premiums on Policies not Taken		3 Dividends Paid or Credited to Policyholders on Direct Business	4 Direct Unearned Premium Reserves	5 Direct Losses Paid (deducting salvage)	6 Direct Losses Incurred	7 Direct Losses Unpaid	8 Direct Defense and Cost Containment Expense Paid	9 Direct Defense and Cost Containment Expense Incurred	10 Direct Defense and Cost Containment Expense Unpaid	11 Commissions and Brokerage Expenses	12 Taxes, Licenses and Fees
	1 Direct Premiums Written	2 Direct Premiums Earned										
1. Fire.....												
2.1 Allied lines.....												
2.2 Multiple peril crop.....												
2.3 Federal flood.....												
2.4 Private crop.....												
2.5 Private flood.....												
3. Farmowners multiple peril.....												
4. Homeowners multiple peril.....												
5.1 Commercial multiple peril (non-liability portion).....												
5.2 Commercial multiple peril (liability portion).....												
6. Mortgage guaranty.....												
8. Ocean marine.....												
9. Inland marine.....												
10. Financial guaranty.....												
11. Medical professional liability.....												
12. Earthquake.....												
13. Group accident and health (b).....												
14. Credit A&H (group and individual).....												
15.1 Collectively renewable A&H (b).....												
15.2 Non-cancelable A&H (b).....												
15.3 Guaranteed renewable A&H (b).....												
15.4 Non-renewable for stated reasons only (b).....												
15.5 Other accident only.....												
15.6 Medicare Title XVIII exempt from state taxes or fees.....												
15.7 All other A&H (b).....												
15.8 Federal employees health benefits plan premium.....												
16. Workers' compensation.....												
17.1 Other liability-occurrence.....												
17.2 Other liability-claims-made.....												
17.3 Excess workers' compensation.....												
18. Products liability.....												
19.1 Private passenger auto no-fault (personal injury protection).....												
19.2 Other private passenger auto liability.....												16,612
19.3 Commercial auto no-fault (personal injury protection).....												
19.4 Other commercial auto liability.....												
21.1 Private passenger auto physical damage.....												
21.2 Commercial auto physical damage.....												
22. Aircraft (all perils).....												
23. Fidelity.....												
24. Surety.....												
26. Burglary and theft.....												
27. Boiler and machinery.....												
28. Credit.....												
30. Warranty.....												
34. Aggregate write-ins for other lines of business.....	0	0	0	0	0	0	0	0	0	0	0	0
35. TOTALS (a).....	0	0	0	0	0	0	0	0	0	0	0	16,612

DETAILS OF WRITE-INS

3401.												
3402.												
3403.												
3498. Summary of remaining write-ins for Line 34 from overflow page.....	0	0	0	0	0	0	0	0	0	0	0	0
3499. TOTALS (Lines 3401 through 3403 plus 3498) (Line 34 above).....	0	0	0	0	0	0	0	0	0	0	0	0

(a) Finance and service charges not included in Lines 1 to 35 \$.....0.

(b) For health business on indicated lines report: Number of persons insured under PPO managed care products.....0 and number of persons insured under indemnity only products.....0.

EXHIBIT OF PREMIUMS AND LOSSES (Statutory Page 14)



NAIC Group Code....0140 NAIC Company Code....25453

BUSINESS IN THE STATE OF **MARYLAND** DURING THE YEAR

19.MD

Line of Business	Gross Premiums, Including Policy and Membership Fees, Less Return Premiums and Premiums on Policies not Taken		3 Dividends Paid or Credited to Policyholders on Direct Business	4 Direct Unearned Premium Reserves	5 Direct Losses Paid (deducting salvage)	6 Direct Losses Incurred	7 Direct Losses Unpaid	8 Direct Defense and Cost Containment Expense Paid	9 Direct Defense and Cost Containment Expense Incurred	10 Direct Defense and Cost Containment Expense Unpaid	11 Commissions and Brokerage Expenses	12 Taxes, Licenses and Fees
	1 Direct Premiums Written	2 Direct Premiums Earned										
1. Fire.....												
2.1 Allied lines.....												
2.2 Multiple peril crop.....												
2.3 Federal flood.....												
2.4 Private crop.....												
2.5 Private flood.....												
3. Farmowners multiple peril.....												
4. Homeowners multiple peril.....	3,903,496	1,009,958		2,893,538	255,490	489,985	234,496	4,126	11,120	6,994	582,978	79,776
5.1 Commercial multiple peril (non-liability portion).....												
5.2 Commercial multiple peril (liability portion).....												
6. Mortgage guaranty.....												
8. Ocean marine.....												
9. Inland marine.....	44,286	13,514		31,966		856	856		7	7	6,766	903
10. Financial guaranty.....												
11. Medical professional liability.....												
12. Earthquake.....	5,418	1,326		4,092		100	100		7	7	716	109
13. Group accident and health (b).....												
14. Credit A&H (group and individual).....												
15.1 Collectively renewable A&H (b).....												
15.2 Non-cancelable A&H (b).....												
15.3 Guaranteed renewable A&H (b).....												
15.4 Non-renewable for stated reasons only (b).....												
15.5 Other accident only.....												
15.6 Medicare Title XVIII exempt from state taxes or fees.....												
15.7 All other A&H (b).....												
15.8 Federal employees health benefits plan premium.....												
16. Workers' compensation.....												
17.1 Other liability-occurrence.....	87,281	23,356		64,434							1,278	1,775
17.2 Other liability-claims-made.....												
17.3 Excess workers' compensation.....												
18. Products liability.....												
19.1 Private passenger auto no-fault (personal injury protection).....	31,654	31,699		18,612	6,074	6,478	6,867	25	23	127	4,357	684
19.2 Other private passenger auto liability.....	1,508,702	1,566,377		767,053	1,081,803	404,275	1,179,603	12,586	(5,948)	91,267	195,883	33,123
19.3 Commercial auto no-fault (personal injury protection).....												
19.4 Other commercial auto liability.....												
21.1 Private passenger auto physical damage.....	2,879,156	2,922,950		1,256,872	860,787	839,174	68,002	9,125	(1,634)	13,328	379,104	54,059
21.2 Commercial auto physical damage.....												
22. Aircraft (all perils).....												
23. Fidelity.....												
24. Surety.....												
26. Burglary and theft.....						(12)	31					
27. Boiler and machinery.....	11,660	2,878		8,782							172	238
28. Credit.....												
30. Warranty.....												
34. Aggregate write-ins for other lines of business.....	0	0	0	0	0	0	0	0	0	0	0	0
35. TOTALS (a).....	8,471,653	5,572,058	0	5,045,349	2,204,154	1,740,856	1,489,955	25,862	3,575	111,730	1,171,254	170,667

DETAILS OF WRITE-INS

3401.												
3402.												
3403.												
3498. Summary of remaining write-ins for Line 34 from overflow page.....	0	0	0	0	0	0	0	0	0	0	0	0
3499. TOTALS (Lines 3401 through 3403 plus 3498) (Line 34 above).....	0	0	0	0	0	0	0	0	0	0	0	0

(a) Finance and service charges not included in Lines 1 to 35 \$.....93,848.

(b) For health business on indicated lines report: Number of persons insured under PPO managed care products.....0 and number of persons insured under indemnity only products.....0.

EXHIBIT OF PREMIUMS AND LOSSES (Statutory Page 14)



NAIC Group Code....0140 NAIC Company Code....25453

BUSINESS IN THE STATE OF **MAINE** DURING THE YEAR

19.ME

Line of Business	Gross Premiums, Including Policy and Membership Fees, Less Return Premiums and Premiums on Policies not Taken		3 Dividends Paid or Credited to Policyholders on Direct Business	4 Direct Unearned Premium Reserves	5 Direct Losses Paid (deducting salvage)	6 Direct Losses Incurred	7 Direct Losses Unpaid	8 Direct Defense and Cost Containment Expense Paid	9 Direct Defense and Cost Containment Expense Incurred	10 Direct Defense and Cost Containment Expense Unpaid	11 Commissions and Brokerage Expenses	12 Taxes, Licenses and Fees
	1 Direct Premiums Written	2 Direct Premiums Earned										
1. Fire.....												
2.1 Allied lines.....												
2.2 Multiple peril crop.....												
2.3 Federal flood.....												
2.4 Private crop.....												
2.5 Private flood.....												
3. Farmowners multiple peril.....												
4. Homeowners multiple peril.....												
5.1 Commercial multiple peril (non-liability portion).....												
5.2 Commercial multiple peril (liability portion).....												
6. Mortgage guaranty.....												
8. Ocean marine.....												
9. Inland marine.....												
10. Financial guaranty.....												
11. Medical professional liability.....												
12. Earthquake.....												
13. Group accident and health (b).....												
14. Credit A&H (group and individual).....												
15.1 Collectively renewable A&H (b).....												
15.2 Non-cancelable A&H (b).....												
15.3 Guaranteed renewable A&H (b).....												
15.4 Non-renewable for stated reasons only (b).....												
15.5 Other accident only.....												
15.6 Medicare Title XVIII exempt from state taxes or fees.....												
15.7 All other A&H (b).....												
15.8 Federal employees health benefits plan premium.....												
16. Workers' compensation.....												
17.1 Other liability-occurrence.....												
17.2 Other liability-claims-made.....												
17.3 Excess workers' compensation.....												
18. Products liability.....												
19.1 Private passenger auto no-fault (personal injury protection).....												
19.2 Other private passenger auto liability.....												250
19.3 Commercial auto no-fault (personal injury protection).....												
19.4 Other commercial auto liability.....												
21.1 Private passenger auto physical damage.....												
21.2 Commercial auto physical damage.....												
22. Aircraft (all perils).....												
23. Fidelity.....												
24. Surety.....												
26. Burglary and theft.....												
27. Boiler and machinery.....												
28. Credit.....												
30. Warranty.....												
34. Aggregate write-ins for other lines of business.....	0	0	0	0	0	0	0	0	0	0	0	0
35. TOTALS (a).....	0	0	0	0	0	0	0	0	0	0	0	250

DETAILS OF WRITE-INS

3401.												
3402.												
3403.												
3498. Summary of remaining write-ins for Line 34 from overflow page.....	0	0	0	0	0	0	0	0	0	0	0	0
3499. TOTALS (Lines 3401 through 3403 plus 3498) (Line 34 above).....	0	0	0	0	0	0	0	0	0	0	0	0

(a) Finance and service charges not included in Lines 1 to 35 \$.....0.
(b) For health business on indicated lines report: Number of persons insured under PPO managed care products.....0 and number of persons insured under indemnity only products.....0.

EXHIBIT OF PREMIUMS AND LOSSES (Statutory Page 14)



NAIC Group Code.....0140 NAIC Company Code....25453

BUSINESS IN THE STATE OF MICHIGAN DURING THE YEAR

19 MI

Line of Business	Gross Premiums, Including Policy and Membership Fees, Less Return Premiums and Premiums on Policies not Taken		3 Dividends Paid or Credited to Policyholders on Direct Business	4 Direct Unearned Premium Reserves	5 Direct Losses Paid (deducting salvage)	6 Direct Losses Incurred	7 Direct Losses Unpaid	8 Direct Defense and Cost Containment Expense Paid	9 Direct Defense and Cost Containment Expense Incurred	10 Direct Defense and Cost Containment Expense Unpaid	11 Commissions and Brokerage Expenses	12 Taxes, Licenses and Fees
	1 Direct Premiums Written	2 Direct Premiums Earned										
1. Fire.....												
2.1 Allied lines.....												
2.2 Multiple peril crop.....												
2.3 Federal flood.....												
2.4 Private crop.....												
2.5 Private flood.....												
3. Farmowners multiple peril.....												
4. Homeowners multiple peril.....												
5.1 Commercial multiple peril (non-liability portion).....												
5.2 Commercial multiple peril (liability portion).....												
6. Mortgage guaranty.....												
8. Ocean marine.....												
9. Inland marine.....												
10. Financial guaranty.....												
11. Medical professional liability.....												
12. Earthquake.....												
13. Group accident and health (b).....												
14. Credit A&H (group and individual).....												
15.1 Collectively renewable A&H (b).....												
15.2 Non-cancelable A&H (b).....												
15.3 Guaranteed renewable A&H (b).....												
15.4 Non-renewable for stated reasons only (b).....												
15.5 Other accident only.....												
15.6 Medicare Title XVIII exempt from state taxes or fees.....												
15.7 All other A&H (b).....												
15.8 Federal employees health benefits plan premium.....												
16. Workers' compensation.....												
17.1 Other liability-occurrence.....												
17.2 Other liability-claims-made.....												
17.3 Excess workers' compensation.....												
18. Products liability.....												
19.1 Private passenger auto no-fault (personal injury protection).....					6,277,200	(676,636)	149,283,381	5,394	138	12,797		
19.2 Other private passenger auto liability.....												1,173
19.3 Commercial auto no-fault (personal injury protection).....												
19.4 Other commercial auto liability.....												
21.1 Private passenger auto physical damage.....												
21.2 Commercial auto physical damage.....												
22. Aircraft (all perils).....												
23. Fidelity.....												
24. Surety.....												
26. Burglary and theft.....												
27. Boiler and machinery.....												
28. Credit.....												
30. Warranty.....												
34. Aggregate write-ins for other lines of business.....	0	0	0	0	0	0	0	0	0	0	0	0
35. TOTALS (a).....	0	0	0	0	6,277,200	(676,636)	149,283,381	5,394	138	12,797	0	1,173

DETAILS OF WRITE-INS

3401.												
3402.												
3403.												
3498. Summary of remaining write-ins for Line 34 from overflow page.....	0	0	0	0	0	0	0	0	0	0	0	0
3499. TOTALS (Lines 3401 through 3403 plus 3498) (Line 34 above).....	0	0	0	0	0	0	0	0	0	0	0	0

(a) Finance and service charges not included in Lines 1 to 35 \$.....0.
(b) For health business on indicated lines report: Number of persons insured under PPO managed care products.....0 and number of persons insured under indemnity only products.....0.

EXHIBIT OF PREMIUMS AND LOSSES (Statutory Page 14)



NAIC Group Code.....0140 NAIC Company Code....25453

BUSINESS IN THE STATE OF MINNESOTA DURING THE YEAR

19.MN

Line of Business	Gross Premiums, Including Policy and Membership Fees, Less Return Premiums and Premiums on Policies not Taken		3 Dividends Paid or Credited to Policyholders on Direct Business	4 Direct Unearned Premium Reserves	5 Direct Losses Paid (deducting salvage)	6 Direct Losses Incurred	7 Direct Losses Unpaid	8 Direct Defense and Cost Containment Expense Paid	9 Direct Defense and Cost Containment Expense Incurred	10 Direct Defense and Cost Containment Expense Unpaid	11 Commissions and Brokerage Expenses	12 Taxes, Licenses and Fees
	1 Direct Premiums Written	2 Direct Premiums Earned										
1. Fire.....	62,632	63,981		30,889	347,400	347,887	5,065	1,515	3,553	2,591	5,352	1,266
2.1 Allied lines.....	108,269	99,199		56,773	47,557	34,550	11,591	4,183	7,319	3,967	9,612	2,213
2.2 Multiple peril crop.....												
2.3 Federal flood.....												
2.4 Private crop.....												
2.5 Private flood.....												
3. Farmowners multiple peril.....												
4. Homeowners multiple peril.....	5,329,576	5,498,873		2,799,769	6,314,548	5,836,876	1,532,775	74,798	75,001	46,974	535,166	109,749
5.1 Commercial multiple peril (non-liability portion).....												
5.2 Commercial multiple peril (liability portion).....												
6. Mortgage guaranty.....												
8. Ocean marine.....												
9. Inland marine.....	115,116	116,092		56,242	78,973	159,225	89,549	478	421	161	12,188	2,379
10. Financial guaranty.....												
11. Medical professional liability.....												
12. Earthquake.....	367	500		197								8
13. Group accident and health (b).....												
14. Credit A&H (group and individual).....												
15.1 Collectively renewable A&H (b).....												
15.2 Non-cancelable A&H (b).....												
15.3 Guaranteed renewable A&H (b).....												
15.4 Non-renewable for stated reasons only (b).....												
15.5 Other accident only.....												
15.6 Medicare Title XVIII exempt from state taxes or fees.....												
15.7 All other A&H (b).....												
15.8 Federal employees health benefits plan premium.....												
16. Workers' compensation.....												
17.1 Other liability-occurrence.....	146,837	157,236		70,904		(13,778)	48,563	41	511	716	17,019	3,017
17.2 Other liability-claims-made.....												
17.3 Excess workers' compensation.....												
18. Products liability.....												
19.1 Private passenger auto no-fault (personal injury protection).....	2,347,003	2,359,259		590,382	1,220,099	1,022,341	732,775	118,456	120,273	65,329	203,637	48,362
19.2 Other private passenger auto liability.....	4,334,969	4,387,816		1,101,085	2,548,172	2,077,109	3,347,755	49,690	23,742	187,277	458,833	89,439
19.3 Commercial auto no-fault (personal injury protection).....												
19.4 Other commercial auto liability.....												
21.1 Private passenger auto physical damage.....	4,024,286	4,041,275		1,057,362	2,634,953	2,666,953	210,266	3,456	(8,811)	17,795	373,193	83,508
21.2 Commercial auto physical damage.....												
22. Aircraft (all perils).....												
23. Fidelity.....												
24. Surety.....												
26. Burglary and theft.....						(12)	36		1	1		
27. Boiler and machinery.....	4,239	4,260		2,105		500	500	1	1		261	87
28. Credit.....												
30. Warranty.....												
34. Aggregate write-ins for other lines of business.....	0	0	0	0	0	0	0	0	0	0	0	0
35. TOTALS (a).....	16,473,294	16,728,491	0	5,765,708	13,191,702	12,131,651	5,978,875	252,618	222,011	324,811	1,615,261	340,028

DETAILS OF WRITE-INS

3401.												
3402.												
3403.												
3498. Summary of remaining write-ins for Line 34 from overflow page.....	0	0	0	0	0	0	0	0	0	0	0	0
3499. TOTALS (Lines 3401 through 3403 plus 3498) (Line 34 above).....	0	0	0	0	0	0	0	0	0	0	0	0

(a) Finance and service charges not included in Lines 1 to 35 \$.....114,295.

(b) For health business on indicated lines report: Number of persons insured under PPO managed care products.....0 and number of persons insured under indemnity only products.....0.

EXHIBIT OF PREMIUMS AND LOSSES (Statutory Page 14)



NAIC Group Code.....0140 NAIC Company Code....25453

BUSINESS IN THE STATE OF MISSOURI DURING THE YEAR

19.MO

Line of Business	Gross Premiums, Including Policy and Membership Fees, Less Return Premiums and Premiums on Policies not Taken		3 Dividends Paid or Credited to Policyholders on Direct Business	4 Direct Unearned Premium Reserves	5 Direct Losses Paid (deducting salvage)	6 Direct Losses Incurred	7 Direct Losses Unpaid	8 Direct Defense and Cost Containment Expense Paid	9 Direct Defense and Cost Containment Expense Incurred	10 Direct Defense and Cost Containment Expense Unpaid	11 Commissions and Brokerage Expenses	12 Taxes, Licenses and Fees
	1 Direct Premiums Written	2 Direct Premiums Earned										
1. Fire.....	176,933	184,360		92,787	7,776	2,286	14,755	54	6,463	8,269	20,634	3,478
2.1 Allied lines.....	262,312	278,163		135,517	99,232	108,044	36,551	3,808	13,540	12,580	30,657	5,154
2.2 Multiple peril crop.....												
2.3 Federal flood.....												
2.4 Private crop.....												
2.5 Private flood.....												
3. Farmowners multiple peril.....												
4. Homeowners multiple peril.....	10,848,456	11,137,474		5,651,783	6,815,981	6,440,075	1,900,572	173,389	169,790	96,600	1,201,266	214,942
5.1 Commercial multiple peril (non-liability portion).....												
5.2 Commercial multiple peril (liability portion).....												
6. Mortgage guaranty.....												
8. Ocean marine.....												
9. Inland marine.....	179,975	186,065		83,673	164,632	164,735	17,092	859	783	224	21,892	3,601
10. Financial guaranty.....												
11. Medical professional liability.....												
12. Earthquake.....	241,689	263,838		126,742				68	68		31,407	4,747
13. Group accident and health (b).....												
14. Credit A&H (group and individual).....												
15.1 Collectively renewable A&H (b).....												
15.2 Non-cancelable A&H (b).....												
15.3 Guaranteed renewable A&H (b).....												
15.4 Non-renewable for stated reasons only (b).....												
15.5 Other accident only.....												
15.6 Medicare Title XVIII exempt from state taxes or fees.....												
15.7 All other A&H (b).....												
15.8 Federal employees health benefits plan premium.....												
16. Workers' compensation.....												
17.1 Other liability-occurrence.....	207,620	229,508		104,270	5,130	(26,172)	85,214	10	906	1,192	27,521	4,178
17.2 Other liability-claims-made.....												
17.3 Excess workers' compensation.....												
18. Products liability.....												
19.1 Private passenger auto no-fault (personal injury protection).....												
19.2 Other private passenger auto liability.....	12,708,490	13,101,666		3,107,433	9,480,880	5,683,069	8,764,540	291,940	239,989	454,467	1,354,858	253,056
19.3 Commercial auto no-fault (personal injury protection).....												
19.4 Other commercial auto liability.....						(24)			(3)	10		
21.1 Private passenger auto physical damage.....	8,012,766	8,364,283		1,990,167	5,368,849	5,317,185	275,518	12,939	(19,694)	42,962	825,055	160,363
21.2 Commercial auto physical damage.....												
22. Aircraft (all perils).....												
23. Fidelity.....												
24. Surety.....												
26. Burglary and theft.....						(57)	80		1	1		
27. Boiler and machinery.....	11,942	12,543		6,132	18,817	18,817		(1)	(1)		1,305	235
28. Credit.....												
30. Warranty.....												
34. Aggregate write-ins for other lines of business.....	0	0	0	0	0	0	0	0	0	0	0	0
35. TOTALS (a).....	32,650,183	33,757,900	0	11,298,504	21,961,297	17,707,958	11,094,322	483,066	411,842	616,305	3,514,595	649,754

DETAILS OF WRITE-INS

3401.												
3402.												
3403.												
3498. Summary of remaining write-ins for Line 34 from overflow page.....	0	0	0	0	0	0	0	0	0	0	0	0
3499. TOTALS (Lines 3401 through 3403 plus 3498) (Line 34 above).....	0	0	0	0	0	0	0	0	0	0	0	0

(a) Finance and service charges not included in Lines 1 to 35 \$.....240,647.

(b) For health business on indicated lines report: Number of persons insured under PPO managed care products.....0 and number of persons insured under indemnity only products.....0.

EXHIBIT OF PREMIUMS AND LOSSES (Statutory Page 14)



NAIC Group Code....0140 NAIC Company Code....25453

BUSINESS IN THE STATE OF MISSISSIPPI DURING THE YEAR

19.MS

Line of Business	Gross Premiums, Including Policy and Membership Fees, Less Return Premiums and Premiums on Policies not Taken		3 Dividends Paid or Credited to Policyholders on Direct Business	4 Direct Unearned Premium Reserves	5 Direct Losses Paid (deducting salvage)	6 Direct Losses Incurred	7 Direct Losses Unpaid	8 Direct Defense and Cost Containment Expense Paid	9 Direct Defense and Cost Containment Expense Incurred	10 Direct Defense and Cost Containment Expense Unpaid	11 Commissions and Brokerage Expenses	12 Taxes, Licenses and Fees
	1 Direct Premiums Written	2 Direct Premiums Earned										
1. Fire.....												
2.1 Allied lines.....												
2.2 Multiple peril crop.....												
2.3 Federal flood.....												
2.4 Private crop.....												
2.5 Private flood.....												
3. Farmowners multiple peril.....												
4. Homeowners multiple peril.....												
5.1 Commercial multiple peril (non-liability portion).....												
5.2 Commercial multiple peril (liability portion).....												
6. Mortgage guaranty.....												
8. Ocean marine.....												
9. Inland marine.....												
10. Financial guaranty.....												
11. Medical professional liability.....												
12. Earthquake.....												
13. Group accident and health (b).....												
14. Credit A&H (group and individual).....												
15.1 Collectively renewable A&H (b).....												
15.2 Non-cancelable A&H (b).....												
15.3 Guaranteed renewable A&H (b).....												
15.4 Non-renewable for stated reasons only (b).....												
15.5 Other accident only.....												
15.6 Medicare Title XVIII exempt from state taxes or fees.....												
15.7 All other A&H (b).....												
15.8 Federal employees health benefits plan premium.....												
16. Workers' compensation.....												
17.1 Other liability-occurrence.....												
17.2 Other liability-claims-made.....												
17.3 Excess workers' compensation.....												
18. Products liability.....												
19.1 Private passenger auto no-fault (personal injury protection).....												
19.2 Other private passenger auto liability.....												1,389
19.3 Commercial auto no-fault (personal injury protection).....												
19.4 Other commercial auto liability.....												
21.1 Private passenger auto physical damage.....												
21.2 Commercial auto physical damage.....												
22. Aircraft (all perils).....												
23. Fidelity.....												
24. Surety.....												
26. Burglary and theft.....												
27. Boiler and machinery.....												
28. Credit.....												
30. Warranty.....												
34. Aggregate write-ins for other lines of business.....	0	0	0	0	0	0	0	0	0	0	0	0
35. TOTALS (a).....	0	0	0	0	0	0	0	0	0	0	0	1,389

DETAILS OF WRITE-INS

3401.												
3402.												
3403.												
3498. Summary of remaining write-ins for Line 34 from overflow page.....	0	0	0	0	0	0	0	0	0	0	0	0
3499. TOTALS (Lines 3401 through 3403 plus 3498) (Line 34 above).....	0	0	0	0	0	0	0	0	0	0	0	0

(a) Finance and service charges not included in Lines 1 to 35 \$.....0.
(b) For health business on indicated lines report: Number of persons insured under PPO managed care products.....0 and number of persons insured under indemnity only products.....0.

EXHIBIT OF PREMIUMS AND LOSSES (Statutory Page 14)



NAIC Group Code....0140 NAIC Company Code....25453

BUSINESS IN THE STATE OF MONTANA DURING THE YEAR

19.MT

Line of Business	Gross Premiums, Including Policy and Membership Fees, Less Return Premiums and Premiums on Policies not Taken		3 Dividends Paid or Credited to Policyholders on Direct Business	4 Direct Unearned Premium Reserves	5 Direct Losses Paid (deducting salvage)	6 Direct Losses Incurred	7 Direct Losses Unpaid	8 Direct Defense and Cost Containment Expense Paid	9 Direct Defense and Cost Containment Expense Incurred	10 Direct Defense and Cost Containment Expense Unpaid	11 Commissions and Brokerage Expenses	12 Taxes, Licenses and Fees
	1 Direct Premiums Written	2 Direct Premiums Earned										
1. Fire.....												
2.1 Allied lines.....												
2.2 Multiple peril crop.....												
2.3 Federal flood.....												
2.4 Private crop.....												
2.5 Private flood.....												
3. Farmowners multiple peril.....												
4. Homeowners multiple peril.....												
5.1 Commercial multiple peril (non-liability portion).....												
5.2 Commercial multiple peril (liability portion).....												
6. Mortgage guaranty.....												
8. Ocean marine.....												
9. Inland marine.....												
10. Financial guaranty.....												
11. Medical professional liability.....												
12. Earthquake.....												
13. Group accident and health (b).....												
14. Credit A&H (group and individual).....												
15.1 Collectively renewable A&H (b).....												
15.2 Non-cancelable A&H (b).....												
15.3 Guaranteed renewable A&H (b).....												
15.4 Non-renewable for stated reasons only (b).....												
15.5 Other accident only.....												
15.6 Medicare Title XVIII exempt from state taxes or fees.....												
15.7 All other A&H (b).....												
15.8 Federal employees health benefits plan premium.....												
16. Workers' compensation.....												
17.1 Other liability-occurrence.....	45	45		17							(1)	2
17.2 Other liability-claims-made.....												
17.3 Excess workers' compensation.....												
18. Products liability.....												
19.1 Private passenger auto no-fault (personal injury protection).....												
19.2 Other private passenger auto liability.....	21,336	22,351		10,463		(898)	8,576		(7)	1,119	(122)	1,061
19.3 Commercial auto no-fault (personal injury protection).....												
19.4 Other commercial auto liability.....												
21.1 Private passenger auto physical damage.....	97,413	96,423		44,164	45,280	43,596	1,054		(332)	473	(206)	4,507
21.2 Commercial auto physical damage.....												
22. Aircraft (all perils).....												
23. Fidelity.....												
24. Surety.....												
26. Burglary and theft.....							1					
27. Boiler and machinery.....												
28. Credit.....												
30. Warranty.....												
34. Aggregate write-ins for other lines of business.....	0	0	0	0	0	0	0	0	0	0	0	0
35. TOTALS (a).....	118,794	118,819	0	54,644	45,280	42,698	9,631	0	(339)	1,592	(329)	5,570

DETAILS OF WRITE-INS

3401.												
3402.												
3403.												
3498. Summary of remaining write-ins for Line 34 from overflow page.....	0	0	0	0	0	0	0	0	0	0	0	0
3499. TOTALS (Lines 3401 through 3403 plus 3498) (Line 34 above).....	0	0	0	0	0	0	0	0	0	0	0	0

(a) Finance and service charges not included in Lines 1 to 35 \$.....1,898.

(b) For health business on indicated lines report: Number of persons insured under PPO managed care products.....0 and number of persons insured under indemnity only products.....0.

EXHIBIT OF PREMIUMS AND LOSSES (Statutory Page 14)



NAIC Group Code.....0140 NAIC Company Code....25453

BUSINESS IN THE STATE OF NORTH CAROLINA DURING THE YEAR

19.NC

Line of Business	Gross Premiums, Including Policy and Membership Fees, Less Return Premiums and Premiums on Policies not Taken		3 Dividends Paid or Credited to Policyholders on Direct Business	4 Direct Unearned Premium Reserves	5 Direct Losses Paid (deducting salvage)	6 Direct Losses Incurred	7 Direct Losses Unpaid	8 Direct Defense and Cost Containment Expense Paid	9 Direct Defense and Cost Containment Expense Incurred	10 Direct Defense and Cost Containment Expense Unpaid	11 Commissions and Brokerage Expenses	12 Taxes, Licenses and Fees
	1 Direct Premiums Written	2 Direct Premiums Earned										
1. Fire.....												
2.1 Allied lines.....												
2.2 Multiple peril crop.....												
2.3 Federal flood.....												
2.4 Private crop.....												
2.5 Private flood.....												
3. Farmowners multiple peril.....												
4. Homeowners multiple peril.....											1	
5.1 Commercial multiple peril (non-liability portion).....												
5.2 Commercial multiple peril (liability portion).....												
6. Mortgage guaranty.....												
8. Ocean marine.....												
9. Inland marine.....46		72		12		(5)	1				6	
10. Financial guaranty.....												
11. Medical professional liability.....												
12. Earthquake.....												
13. Group accident and health (b).....												
14. Credit A&H (group and individual).....												
15.1 Collectively renewable A&H (b).....												
15.2 Non-cancelable A&H (b).....												
15.3 Guaranteed renewable A&H (b).....												
15.4 Non-renewable for stated reasons only (b).....												
15.5 Other accident only.....												
15.6 Medicare Title XVIII exempt from state taxes or fees.....												
15.7 All other A&H (b).....												
15.8 Federal employees health benefits plan premium.....												
16. Workers' compensation.....												
17.1 Other liability-occurrence.....8,521		8,975		4,079				(3)	(3)		1,221	162
17.2 Other liability-claims-made.....												
17.3 Excess workers' compensation.....												
18. Products liability.....												
19.1 Private passenger auto no-fault (personal injury protection).....												
19.2 Other private passenger auto liability.....4,680,859		4,943,475		2,567,347	10,338,622	2,000,882	5,814,695	537,189	(62,343)	685,907	647,967	95,843
19.3 Commercial auto no-fault (personal injury protection).....												
19.4 Other commercial auto liability.....6,067,665		5,454,659		3,198,045	2,300,002	2,233,184	2,746,293	106,225	97,993	274,823	1,187,662	142,966
21.1 Private passenger auto physical damage.....8,654,465		8,666,317		4,314,085	5,202,266	5,540,149	174,285	17,707	(75,063)	90,801	1,172,188	192,031
21.2 Commercial auto physical damage.....												
22. Aircraft (all perils).....												
23. Fidelity.....												
24. Surety.....												
26. Burglary and theft.....						(98)	258		4	4		
27. Boiler and machinery.....												
28. Credit.....												
30. Warranty.....												
34. Aggregate write-ins for other lines of business.....0		0	0	0	0	0	0	0	0	0	0	0
35. TOTALS (a).....19,411,556		19,073,498	0	10,083,568	17,840,890	9,774,112	8,735,532	661,118	(39,412)	1,051,535	3,009,045	431,002

DETAILS OF WRITE-INS

3401.												
3402.												
3403.												
3498. Summary of remaining write-ins for Line 34 from overflow page.....0		0	0	0	0	0	0	0	0	0	0	0
3499. TOTALS (Lines 3401 through 3403 plus 3498) (Line 34 above).....0		0	0	0	0	0	0	0	0	0	0	0

(a) Finance and service charges not included in Lines 1 to 35 \$.....387,019.

(b) For health business on indicated lines report: Number of persons insured under PPO managed care products.....0 and number of persons insured under indemnity only products.....0.

EXHIBIT OF PREMIUMS AND LOSSES (Statutory Page 14)



NAIC Group Code.....0140 NAIC Company Code....25453

BUSINESS IN THE STATE OF **NORTH DAKOTA** DURING THE YEAR

19.ND

Line of Business	Gross Premiums, Including Policy and Membership Fees, Less Return Premiums and Premiums on Policies not Taken		3 Dividends Paid or Credited to Policyholders on Direct Business	4 Direct Unearned Premium Reserves	5 Direct Losses Paid (deducting salvage)	6 Direct Losses Incurred	7 Direct Losses Unpaid	8 Direct Defense and Cost Containment Expense Paid	9 Direct Defense and Cost Containment Expense Incurred	10 Direct Defense and Cost Containment Expense Unpaid	11 Commissions and Brokerage Expenses	12 Taxes, Licenses and Fees
	1 Direct Premiums Written	2 Direct Premiums Earned										
1. Fire.....												
2.1 Allied lines.....												
2.2 Multiple peril crop.....												
2.3 Federal flood.....												
2.4 Private crop.....												
2.5 Private flood.....												
3. Farmowners multiple peril.....												
4. Homeowners multiple peril.....												
5.1 Commercial multiple peril (non-liability portion).....												
5.2 Commercial multiple peril (liability portion).....												
6. Mortgage guaranty.....												
8. Ocean marine.....												
9. Inland marine.....												
10. Financial guaranty.....												
11. Medical professional liability.....												
12. Earthquake.....												
13. Group accident and health (b).....												
14. Credit A&H (group and individual).....												
15.1 Collectively renewable A&H (b).....												
15.2 Non-cancelable A&H (b).....												
15.3 Guaranteed renewable A&H (b).....												
15.4 Non-renewable for stated reasons only (b).....												
15.5 Other accident only.....												
15.6 Medicare Title XVIII exempt from state taxes or fees.....												
15.7 All other A&H (b).....												
15.8 Federal employees health benefits plan premium.....												
16. Workers' compensation.....												
17.1 Other liability-occurrence.....												
17.2 Other liability-claims-made.....												
17.3 Excess workers' compensation.....												
18. Products liability.....												
19.1 Private passenger auto no-fault (personal injury protection).....	56	63		22		(2)	2		(1)	2	(2)	47
19.2 Other private passenger auto liability.....	5,090	5,039		2,270		(2,083)	835		(15)	199	(34)	2,513
19.3 Commercial auto no-fault (personal injury protection).....												
19.4 Other commercial auto liability.....												
21.1 Private passenger auto physical damage.....	12,663	11,852		5,647	121	5	(74)		(29)	48	5	8,676
21.2 Commercial auto physical damage.....												
22. Aircraft (all perils).....												
23. Fidelity.....												
24. Surety.....												
26. Burglary and theft.....												
27. Boiler and machinery.....												
28. Credit.....												
30. Warranty.....												
34. Aggregate write-ins for other lines of business.....	0	0	0	0	0	0	0	0	0	0	0	0
35. TOTALS (a).....	17,809	16,954	0	7,939	121	(2,080)	763	0	(45)	249	(31)	11,236

DETAILS OF WRITE-INS

3401.												
3402.												
3403.												
3498. Summary of remaining write-ins for Line 34 from overflow page.....	0	0	0	0	0	0	0	0	0	0	0	0
3499. TOTALS (Lines 3401 through 3403 plus 3498) (Line 34 above).....	0	0	0	0	0	0	0	0	0	0	0	0

(a) Finance and service charges not included in Lines 1 to 35 \$.....249.

(b) For health business on indicated lines report: Number of persons insured under PPO managed care products.....0 and number of persons insured under indemnity only products.....0.

EXHIBIT OF PREMIUMS AND LOSSES (Statutory Page 14)



NAIC Group Code.....0140 NAIC Company Code....25453

BUSINESS IN THE STATE OF **NEBRASKA** DURING THE YEAR

19.NE

Line of Business	Gross Premiums, Including Policy and Membership Fees, Less Return Premiums and Premiums on Policies not Taken		3 Dividends Paid or Credited to Policyholders on Direct Business	4 Direct Unearned Premium Reserves	5 Direct Losses Paid (deducting salvage)	6 Direct Losses Incurred	7 Direct Losses Unpaid	8 Direct Defense and Cost Containment Expense Paid	9 Direct Defense and Cost Containment Expense Incurred	10 Direct Defense and Cost Containment Expense Unpaid	11 Commissions and Brokerage Expenses	12 Taxes, Licenses and Fees
	1 Direct Premiums Written	2 Direct Premiums Earned										
1. Fire.....	8,526	8,239		4,541		163	685		252	313	32	163
2.1 Allied lines.....	29,911	28,991		15,718	8,350	(390)	2,409		875	1,083	160	593
2.2 Multiple peril crop.....												
2.3 Federal flood.....												
2.4 Private crop.....												
2.5 Private flood.....												
3. Farmowners multiple peril.....												
4. Homeowners multiple peril.....	1,489,113	1,403,608		785,660	796,044	634,499	190,498	6,066	7,066	11,705	8,585	27,567
5.1 Commercial multiple peril (non-liability portion).....												
5.2 Commercial multiple peril (liability portion).....												
6. Mortgage guaranty.....												
8. Ocean marine.....												
9. Inland marine.....	11,689	12,435		4,836		(77)	391	(1)	(9)	17	189	213
10. Financial guaranty.....												
11. Medical professional liability.....												
12. Earthquake.....	629	626		337							17	11
13. Group accident and health (b).....												
14. Credit A&H (group and individual).....												
15.1 Collectively renewable A&H (b).....												
15.2 Non-cancelable A&H (b).....												
15.3 Guaranteed renewable A&H (b).....												
15.4 Non-renewable for stated reasons only (b).....												
15.5 Other accident only.....												
15.6 Medicare Title XVIII exempt from state taxes or fees.....												
15.7 All other A&H (b).....												
15.8 Federal employees health benefits plan premium.....												
16. Workers' compensation.....												
17.1 Other liability-occurrence.....	18,406	18,610		8,625		(2,507)	6,699	1	54	83	217	322
17.2 Other liability-claims-made.....												
17.3 Excess workers' compensation.....												
18. Products liability.....												
19.1 Private passenger auto no-fault (personal injury protection).....												
19.2 Other private passenger auto liability.....	1,655,568	1,677,767		421,287	822,633	854,286	1,338,945	7,105	2,465	64,703	3,980	30,353
19.3 Commercial auto no-fault (personal injury protection).....												
19.4 Other commercial auto liability.....												
21.1 Private passenger auto physical damage.....	1,371,772	1,354,497		363,692	835,757	865,659	61,229	480	(3,556)	5,872	3,710	25,193
21.2 Commercial auto physical damage.....												
22. Aircraft (all perils).....												
23. Fidelity.....												
24. Surety.....												
26. Burglary and theft.....						(10)	19					
27. Boiler and machinery.....	1,720	1,542		905							24	30
28. Credit.....												
30. Warranty.....												
34. Aggregate write-ins for other lines of business.....	0	0	0	0	0	0	0	0	0	0	0	0
35. TOTALS (a).....	4,587,334	4,506,315	0	1,605,601	2,462,784	2,351,623	1,600,875	13,651	7,147	83,776	16,914	84,445

DETAILS OF WRITE-INS

3401.												
3402.												
3403.												
3498. Summary of remaining write-ins for Line 34 from overflow page.....	0	0	0	0	0	0	0	0	0	0	0	0
3499. TOTALS (Lines 3401 through 3403 plus 3498) (Line 34 above).....	0	0	0	0	0	0	0	0	0	0	0	0

(a) Finance and service charges not included in Lines 1 to 35 \$....40,092.

(b) For health business on indicated lines report: Number of persons insured under PPO managed care products.....0 and number of persons insured under indemnity only products.....0.

EXHIBIT OF PREMIUMS AND LOSSES (Statutory Page 14)



NAIC Group Code....0140 NAIC Company Code....25453

BUSINESS IN THE STATE OF **NEW JERSEY** DURING THE YEAR

19.NJ

Line of Business	Gross Premiums, Including Policy and Membership Fees, Less Return Premiums and Premiums on Policies not Taken		3 Dividends Paid or Credited to Policyholders on Direct Business	4 Direct Unearned Premium Reserves	5 Direct Losses Paid (deducting salvage)	6 Direct Losses Incurred	7 Direct Losses Unpaid	8 Direct Defense and Cost Containment Expense Paid	9 Direct Defense and Cost Containment Expense Incurred	10 Direct Defense and Cost Containment Expense Unpaid	11 Commissions and Brokerage Expenses	12 Taxes, Licenses and Fees
	1 Direct Premiums Written	2 Direct Premiums Earned										
1. Fire.....												
2.1 Allied lines.....												
2.2 Multiple peril crop.....												
2.3 Federal flood.....												
2.4 Private crop.....												
2.5 Private flood.....												
3. Farmowners multiple peril.....												
4. Homeowners multiple peril.....												
5.1 Commercial multiple peril (non-liability portion).....												
5.2 Commercial multiple peril (liability portion).....												
6. Mortgage guaranty.....												
8. Ocean marine.....												
9. Inland marine.....												
10. Financial guaranty.....												
11. Medical professional liability.....												
12. Earthquake.....												
13. Group accident and health (b).....												
14. Credit A&H (group and individual).....												
15.1 Collectively renewable A&H (b).....												
15.2 Non-cancelable A&H (b).....												
15.3 Guaranteed renewable A&H (b).....												
15.4 Non-renewable for stated reasons only (b).....												
15.5 Other accident only.....												
15.6 Medicare Title XVIII exempt from state taxes or fees.....												
15.7 All other A&H (b).....												
15.8 Federal employees health benefits plan premium.....												
16. Workers' compensation.....												
17.1 Other liability-occurrence.....												
17.2 Other liability-claims-made.....												
17.3 Excess workers' compensation.....												
18. Products liability.....												
19.1 Private passenger auto no-fault (personal injury protection).....												
19.2 Other private passenger auto liability.....												1,100
19.3 Commercial auto no-fault (personal injury protection).....												
19.4 Other commercial auto liability.....												
21.1 Private passenger auto physical damage.....												
21.2 Commercial auto physical damage.....												
22. Aircraft (all perils).....												
23. Fidelity.....												
24. Surety.....												
26. Burglary and theft.....												
27. Boiler and machinery.....												
28. Credit.....												
30. Warranty.....												
34. Aggregate write-ins for other lines of business.....	0	0	0	0	0	0	0	0	0	0	0	0
35. TOTALS (a).....	0	0	0	0	0	0	0	0	0	0	0	1,100

DETAILS OF WRITE-INS

3401.												
3402.												
3403.												
3498. Summary of remaining write-ins for Line 34 from overflow page.....	0	0	0	0	0	0	0	0	0	0	0	0
3499. TOTALS (Lines 3401 through 3403 plus 3498) (Line 34 above).....	0	0	0	0	0	0	0	0	0	0	0	0

(a) Finance and service charges not included in Lines 1 to 35 \$.....0.

(b) For health business on indicated lines report: Number of persons insured under PPO managed care products.....0 and number of persons insured under indemnity only products.....0.

EXHIBIT OF PREMIUMS AND LOSSES (Statutory Page 14)



NAIC Group Code.....0140 NAIC Company Code....25453

BUSINESS IN THE STATE OF NEW MEXICO DURING THE YEAR

19.NM

Line of Business	Gross Premiums, Including Policy and Membership Fees, Less Return Premiums and Premiums on Policies not Taken		3 Dividends Paid or Credited to Policyholders on Direct Business	4 Direct Unearned Premium Reserves	5 Direct Losses Paid (deducting salvage)	6 Direct Losses Incurred	7 Direct Losses Unpaid	8 Direct Defense and Cost Containment Expense Paid	9 Direct Defense and Cost Containment Expense Incurred	10 Direct Defense and Cost Containment Expense Unpaid	11 Commissions and Brokerage Expenses	12 Taxes, Licenses and Fees
	1 Direct Premiums Written	2 Direct Premiums Earned										
1. Fire.....												
2.1 Allied lines.....												
2.2 Multiple peril crop.....												
2.3 Federal flood.....												
2.4 Private crop.....												
2.5 Private flood.....												
3. Farmowners multiple peril.....												
4. Homeowners multiple peril.....												
5.1 Commercial multiple peril (non-liability portion).....												
5.2 Commercial multiple peril (liability portion).....												
6. Mortgage guaranty.....												
8. Ocean marine.....												
9. Inland marine.....												
10. Financial guaranty.....												
11. Medical professional liability.....												
12. Earthquake.....												
13. Group accident and health (b).....												
14. Credit A&H (group and individual).....												
15.1 Collectively renewable A&H (b).....												
15.2 Non-cancelable A&H (b).....												
15.3 Guaranteed renewable A&H (b).....												
15.4 Non-renewable for stated reasons only (b).....												
15.5 Other accident only.....												
15.6 Medicare Title XVIII exempt from state taxes or fees.....												
15.7 All other A&H (b).....												
15.8 Federal employees health benefits plan premium.....												
16. Workers' compensation.....												
17.1 Other liability-occurrence.....	784	850		214							3	31
17.2 Other liability-claims-made.....												
17.3 Excess workers' compensation.....												
18. Products liability.....												
19.1 Private passenger auto no-fault (personal injury protection).....												
19.2 Other private passenger auto liability.....	1,265,062	1,310,334		293,333	904,647	1,109,900	1,240,736	16,021	21,083	56,638	(1,769)	50,321
19.3 Commercial auto no-fault (personal injury protection).....												
19.4 Other commercial auto liability.....												
21.1 Private passenger auto physical damage.....	698,327	729,828		162,679	539,585	564,102	28,715	6,777	4,432	3,368	(999)	27,977
21.2 Commercial auto physical damage.....												
22. Aircraft (all perils).....												
23. Fidelity.....												
24. Surety.....												
26. Burglary and theft.....						(12)	23					
27. Boiler and machinery.....												
28. Credit.....												
30. Warranty.....												
34. Aggregate write-ins for other lines of business.....	0	0	0	0	0	0	0	0	0	0	0	0
35. TOTALS (a).....	1,964,173	2,041,012	0	456,226	1,444,232	1,673,990	1,269,474	22,798	25,515	60,006	(2,765)	78,329

DETAILS OF WRITE-INS

3401.												
3402.												
3403.												
3498. Summary of remaining write-ins for Line 34 from overflow page.....	0	0	0	0	0	0	0	0	0	0	0	0
3499. TOTALS (Lines 3401 through 3403 plus 3498) (Line 34 above).....	0	0	0	0	0	0	0	0	0	0	0	0

(a) Finance and service charges not included in Lines 1 to 35 \$.....20,184.

(b) For health business on indicated lines report: Number of persons insured under PPO managed care products.....0 and number of persons insured under indemnity only products.....0.

EXHIBIT OF PREMIUMS AND LOSSES (Statutory Page 14)



NAIC Group Code.....0140 NAIC Company Code....25453

BUSINESS IN THE STATE OF **NEVADA** DURING THE YEAR

19.NV

Line of Business	Gross Premiums, Including Policy and Membership Fees, Less Return Premiums and Premiums on Policies not Taken		3 Dividends Paid or Credited to Policyholders on Direct Business	4 Direct Unearned Premium Reserves	5 Direct Losses Paid (deducting salvage)	6 Direct Losses Incurred	7 Direct Losses Unpaid	8 Direct Defense and Cost Containment Expense Paid	9 Direct Defense and Cost Containment Expense Incurred	10 Direct Defense and Cost Containment Expense Unpaid	11 Commissions and Brokerage Expenses	12 Taxes, Licenses and Fees
	1 Direct Premiums Written	2 Direct Premiums Earned										
1. Fire.....	138,602	141,510		71,983		(2,492)	8,561	(15)	4,561	5,927	13,600	5,011
2.1 Allied lines.....	150,510	153,869		77,698	114,433	119,177	18,819	3,455	8,444	6,463	14,686	5,439
2.2 Multiple peril crop.....												
2.3 Federal flood.....												
2.4 Private crop.....												
2.5 Private flood.....												
3. Farmowners multiple peril.....												
4. Homeowners multiple peril.....	2,198,139	2,371,422		1,160,695	1,742,187	1,769,226	513,087	35,996	33,868	31,324	182,353	79,874
5.1 Commercial multiple peril (non-liability portion).....												
5.2 Commercial multiple peril (liability portion).....												
6. Mortgage guaranty.....												
8. Ocean marine.....												
9. Inland marine.....	38,632	42,506		23,522	17,517	17,209	1,303	110	89	47	4,086	1,374
10. Financial guaranty.....												
11. Medical professional liability.....												
12. Earthquake.....	23,185	24,013		12,522							519	859
13. Group accident and health (b).....												
14. Credit A&H (group and individual).....												
15.1 Collectively renewable A&H (b).....												
15.2 Non-cancelable A&H (b).....												
15.3 Guaranteed renewable A&H (b).....												
15.4 Non-renewable for stated reasons only (b).....												
15.5 Other accident only.....												
15.6 Medicare Title XVIII exempt from state taxes or fees.....												
15.7 All other A&H (b).....												
15.8 Federal employees health benefits plan premium.....												
16. Workers' compensation.....												
17.1 Other liability-occurrence.....	88,484	95,572		45,881		408,683	451,409	(7)	978	1,271	8,632	3,230
17.2 Other liability-claims-made.....												
17.3 Excess workers' compensation.....												
18. Products liability.....												
19.1 Private passenger auto no-fault (personal injury protection).....												
19.2 Other private passenger auto liability.....	2,337,504	2,441,866		586,391	2,577,011	2,324,280	2,211,027	94,607	41,600	158,409	102,742	85,773
19.3 Commercial auto no-fault (personal injury protection).....												
19.4 Other commercial auto liability.....												
21.1 Private passenger auto physical damage.....	1,124,351	1,162,825		326,868	472,745	439,769	(16,261)	1,420	(5,522)	7,984	56,849	41,532
21.2 Commercial auto physical damage.....												
22. Aircraft (all perils).....												
23. Fidelity.....												
24. Surety.....												
26. Burglary and theft.....						(1)	3					
27. Boiler and machinery.....	3,342	3,223		1,790	3,112	3,112		(1)	(1)		292	120
28. Credit.....												
30. Warranty.....												
34. Aggregate write-ins for other lines of business.....	0	0	0	0	0	0	0	0	0	0	0	0
35. TOTALS (a).....	6,102,749	6,436,806	0	2,307,350	4,927,005	5,078,963	3,187,948	135,565	84,017	211,425	383,759	223,212

DETAILS OF WRITE-INS

3401.												
3402.												
3403.												
3498. Summary of remaining write-ins for Line 34 from overflow page.....	0	0	0	0	0	0	0	0	0	0	0	0
3499. TOTALS (Lines 3401 through 3403 plus 3498) (Line 34 above).....	0	0	0	0	0	0	0	0	0	0	0	0

(a) Finance and service charges not included in Lines 1 to 35 \$.....60,804.

(b) For health business on indicated lines report: Number of persons insured under PPO managed care products.....0 and number of persons insured under indemnity only products.....0.

EXHIBIT OF PREMIUMS AND LOSSES (Statutory Page 14)



NAIC Group Code.....0140 NAIC Company Code....25453

BUSINESS IN THE STATE OF NEW YORK DURING THE YEAR

19.NY

Line of Business	Gross Premiums, Including Policy and Membership Fees, Less Return Premiums and Premiums on Policies not Taken		3 Dividends Paid or Credited to Policyholders on Direct Business	4 Direct Unearned Premium Reserves	5 Direct Losses Paid (deducting salvage)	6 Direct Losses Incurred	7 Direct Losses Unpaid	8 Direct Defense and Cost Containment Expense Paid	9 Direct Defense and Cost Containment Expense Incurred	10 Direct Defense and Cost Containment Expense Unpaid	11 Commissions and Brokerage Expenses	12 Taxes, Licenses and Fees
	1 Direct Premiums Written	2 Direct Premiums Earned										
1. Fire.....												
2.1 Allied lines.....												
2.2 Multiple peril crop.....												
2.3 Federal flood.....												
2.4 Private crop.....												
2.5 Private flood.....												
3. Farmowners multiple peril.....												
4. Homeowners multiple peril.....												
5.1 Commercial multiple peril (non-liability portion).....												
5.2 Commercial multiple peril (liability portion).....												
6. Mortgage guaranty.....												
8. Ocean marine.....												
9. Inland marine.....												
10. Financial guaranty.....												
11. Medical professional liability.....												
12. Earthquake.....												
13. Group accident and health (b).....												
14. Credit A&H (group and individual).....												
15.1 Collectively renewable A&H (b).....												
15.2 Non-cancelable A&H (b).....												
15.3 Guaranteed renewable A&H (b).....												
15.4 Non-renewable for stated reasons only (b).....												
15.5 Other accident only.....												
15.6 Medicare Title XVIII exempt from state taxes or fees.....												
15.7 All other A&H (b).....												
15.8 Federal employees health benefits plan premium.....												
16. Workers' compensation.....												
17.1 Other liability-occurrence.....												
17.2 Other liability-claims-made.....												
17.3 Excess workers' compensation.....												
18. Products liability.....												
19.1 Private passenger auto no-fault (personal injury protection).....	6,372,684	6,694,112		1,504,696	3,587,096	2,781,543	3,656,086	1,098,784	956,433	2,499,299	829,951	170,070
19.2 Other private passenger auto liability.....	20,227,138	21,194,030		4,771,086	16,287,617	11,263,684	21,274,672	1,232,615	859,302	2,553,429	2,647,710	538,908
19.3 Commercial auto no-fault (personal injury protection).....												
19.4 Other commercial auto liability.....												
21.1 Private passenger auto physical damage.....	15,092,064	15,684,770		3,586,163	8,630,285	8,470,429	(167,450)	117,186	90,407	36,295	1,964,900	401,822
21.2 Commercial auto physical damage.....												
22. Aircraft (all perils).....												
23. Fidelity.....												
24. Surety.....												
26. Burglary and theft.....												
27. Boiler and machinery.....												
28. Credit.....												
30. Warranty.....												
34. Aggregate write-ins for other lines of business.....	0	0	0	0	0	0	0	0	0	0	0	0
35. TOTALS (a).....	41,691,886	43,572,912	0	9,861,945	28,504,998	22,515,656	24,763,308	2,448,585	1,906,142	5,089,023	5,442,561	1,110,800

DETAILS OF WRITE-INS

3401.												
3402.												
3403.												
3498. Summary of remaining write-ins for Line 34 from overflow page.....	0	0	0	0	0	0	0	0	0	0	0	0
3499. TOTALS (Lines 3401 through 3403 plus 3498) (Line 34 above).....	0	0	0	0	0	0	0	0	0	0	0	0

(a) Finance and service charges not included in Lines 1 to 35 \$....423,311.

(b) For health business on indicated lines report: Number of persons insured under PPO managed care products.....0 and number of persons insured under indemnity only products.....0.

EXHIBIT OF PREMIUMS AND LOSSES (Statutory Page 14)



NAIC Group Code....0140 NAIC Company Code....25453

BUSINESS IN THE STATE OF OHIO DURING THE YEAR

19.OH

Line of Business	Gross Premiums, Including Policy and Membership Fees, Less Return Premiums and Premiums on Policies not Taken		Dividends Paid or Credited to Policyholders on Direct Business	Direct Unearned Premium Reserves	Direct Losses Paid (deducting salvage)	Direct Losses Incurred	Direct Losses Unpaid	Direct Defense and Cost Containment Expense Paid	Direct Defense and Cost Containment Expense Incurred	Direct Defense and Cost Containment Expense Unpaid	Commissions and Brokerage Expenses	Taxes, Licenses and Fees
	Direct Premiums Written	Direct Premiums Earned										
1. Fire.....												
2.1 Allied lines.....												
2.2 Multiple peril crop.....												
2.3 Federal flood.....												
2.4 Private crop.....												
2.5 Private flood.....												
3. Farmowners multiple peril.....												
4. Homeowners multiple peril.....	6,436,020	1,438,413		4,997,607	314,428	672,406	357,978	4,967	15,135	10,168	934,303	99,682
5.1 Commercial multiple peril (non-liability portion).....												
5.2 Commercial multiple peril (liability portion).....												
6. Mortgage guaranty.....												
8. Ocean marine.....												
9. Inland marine.....	104,257	21,934		82,323	992	2,908	1,916		14	14	15,691	1,607
10. Financial guaranty.....												
11. Medical professional liability.....												
12. Earthquake.....	13,471	2,691		10,780		173	173		17	17	2,057	208
13. Group accident and health (b).....												
14. Credit A&H (group and individual).....												
15.1 Collectively renewable A&H (b).....												
15.2 Non-cancelable A&H (b).....												
15.3 Guaranteed renewable A&H (b).....												
15.4 Non-renewable for stated reasons only (b).....												
15.5 Other accident only.....												
15.6 Medicare Title XVIII exempt from state taxes or fees.....												
15.7 All other A&H (b).....												
15.8 Federal employees health benefits plan premium.....												
16. Workers' compensation.....												
17.1 Other liability-occurrence.....	168,095	38,699		129,396							2,438	2,595
17.2 Other liability-claims-made.....												
17.3 Excess workers' compensation.....												
18. Products liability.....												
19.1 Private passenger auto no-fault (personal injury protection).....												
19.2 Other private passenger auto liability.....	19,362,003	20,124,108		4,559,739	9,676,111	5,045,704	8,159,191	327,849	(94,958)	857,205	2,715,987	352,323
19.3 Commercial auto no-fault (personal injury protection).....												
19.4 Other commercial auto liability.....												
21.1 Private passenger auto physical damage.....	14,160,861	14,618,831		3,347,705	7,167,964	6,921,455	244,696	9,226	(12,935)	32,306	1,975,150	258,751
21.2 Commercial auto physical damage.....												
22. Aircraft (all perils).....												
23. Fidelity.....												
24. Surety.....												
26. Burglary and theft.....												
27. Boiler and machinery.....	22,993	5,182		17,811	3,805	3,805					364	356
28. Credit.....												
30. Warranty.....												
34. Aggregate write-ins for other lines of business.....	0	0	0	0	0	0	0	0	0	0	0	0
35. TOTALS (a).....	40,267,700	36,249,858	0	13,145,361	17,163,300	12,646,451	8,763,954	342,042	(92,727)	899,710	5,645,990	715,522

DETAILS OF WRITE-INS

3401.												
3402.												
3403.												
3498. Summary of remaining write-ins for Line 34 from overflow page.....	0	0	0	0	0	0	0	0	0	0	0	0
3499. TOTALS (Lines 3401 through 3403 plus 3498) (Line 34 above).....	0	0	0	0	0	0	0	0	0	0	0	0

(a) Finance and service charges not included in Lines 1 to 35 \$....450,123.

(b) For health business on indicated lines report: Number of persons insured under PPO managed care products.....0 and number of persons insured under indemnity only products.....0.

EXHIBIT OF PREMIUMS AND LOSSES (Statutory Page 14)



NAIC Group Code.....0140 NAIC Company Code....25453

BUSINESS IN THE STATE OF OKLAHOMA DURING THE YEAR

19.OK

Line of Business	Gross Premiums, Including Policy and Membership Fees, Less Return Premiums and Premiums on Policies not Taken		3 Dividends Paid or Credited to Policyholders on Direct Business	4 Direct Unearned Premium Reserves	5 Direct Losses Paid (deducting salvage)	6 Direct Losses Incurred	7 Direct Losses Unpaid	8 Direct Defense and Cost Containment Expense Paid	9 Direct Defense and Cost Containment Expense Incurred	10 Direct Defense and Cost Containment Expense Unpaid	11 Commissions and Brokerage Expenses	12 Taxes, Licenses and Fees
	1 Direct Premiums Written	2 Direct Premiums Earned										
1. Fire.....												
2.1 Allied lines.....												
2.2 Multiple peril crop.....												
2.3 Federal flood.....												
2.4 Private crop.....												
2.5 Private flood.....												
3. Farmowners multiple peril.....												
4. Homeowners multiple peril.....												
5.1 Commercial multiple peril (non-liability portion).....												
5.2 Commercial multiple peril (liability portion).....												
6. Mortgage guaranty.....												
8. Ocean marine.....												
9. Inland marine.....												
10. Financial guaranty.....												
11. Medical professional liability.....												
12. Earthquake.....												
13. Group accident and health (b).....												
14. Credit A&H (group and individual).....												
15.1 Collectively renewable A&H (b).....												
15.2 Non-cancelable A&H (b).....												
15.3 Guaranteed renewable A&H (b).....												
15.4 Non-renewable for stated reasons only (b).....												
15.5 Other accident only.....												
15.6 Medicare Title XVIII exempt from state taxes or fees.....												
15.7 All other A&H (b).....												
15.8 Federal employees health benefits plan premium.....												
16. Workers' compensation.....												
17.1 Other liability-occurrence.....												
17.2 Other liability-claims-made.....												
17.3 Excess workers' compensation.....												
18. Products liability.....												
19.1 Private passenger auto no-fault (personal injury protection).....												
19.2 Other private passenger auto liability.....												1,570
19.3 Commercial auto no-fault (personal injury protection).....												
19.4 Other commercial auto liability.....												
21.1 Private passenger auto physical damage.....												
21.2 Commercial auto physical damage.....												
22. Aircraft (all perils).....												
23. Fidelity.....												
24. Surety.....												
26. Burglary and theft.....												
27. Boiler and machinery.....												
28. Credit.....												
30. Warranty.....												
34. Aggregate write-ins for other lines of business.....	0	0	0	0	0	0	0	0	0	0	0	0
35. TOTALS (a).....	0	0	0	0	0	0	0	0	0	0	0	1,570

DETAILS OF WRITE-INS

3401.												
3402.												
3403.												
3498. Summary of remaining write-ins for Line 34 from overflow page.....	0	0	0	0	0	0	0	0	0	0	0	0
3499. TOTALS (Lines 3401 through 3403 plus 3498) (Line 34 above).....	0	0	0	0	0	0	0	0	0	0	0	0

(a) Finance and service charges not included in Lines 1 to 35 \$.....0.

(b) For health business on indicated lines report: Number of persons insured under PPO managed care products.....0 and number of persons insured under indemnity only products.....0.

EXHIBIT OF PREMIUMS AND LOSSES (Statutory Page 14)



NAIC Group Code.....0140 NAIC Company Code....25453

BUSINESS IN THE STATE OF OREGON DURING THE YEAR

19. OR

Line of Business	Gross Premiums, Including Policy and Membership Fees, Less Return Premiums and Premiums on Policies not Taken		3 Dividends Paid or Credited to Policyholders on Direct Business	4 Direct Unearned Premium Reserves	5 Direct Losses Paid (deducting salvage)	6 Direct Losses Incurred	7 Direct Losses Unpaid	8 Direct Defense and Cost Containment Expense Paid	9 Direct Defense and Cost Containment Expense Incurred	10 Direct Defense and Cost Containment Expense Unpaid	11 Commissions and Brokerage Expenses	12 Taxes, Licenses and Fees
	1 Direct Premiums Written	2 Direct Premiums Earned										
1. Fire.....	204,293	206,260		104,713	103,338	41,054	12,559	3	6,849	8,796	11,289	3,181
2.1 Allied lines.....	100,379	100,858		51,041	120,568	75,752	6,172	63	3,405	4,289	5,453	1,559
2.2 Multiple peril crop.....												
2.3 Federal flood.....												
2.4 Private crop.....												
2.5 Private flood.....												
3. Farmowners multiple peril.....												
4. Homeowners multiple peril.....	4,260,882	4,563,615		2,218,618	2,599,101	2,091,814	1,348,152	227,548	223,766	35,073	270,624	67,536
5.1 Commercial multiple peril (non-liability portion).....												
5.2 Commercial multiple peril (liability portion).....												
6. Mortgage guaranty.....												
8. Ocean marine.....												
9. Inland marine.....	121,763	129,116		58,954	(13,512)	(14,084)	4,117	(38)	(135)	171	6,674	1,929
10. Financial guaranty.....												
11. Medical professional liability.....												
12. Earthquake.....	344,144	337,939		181,573		4,046	4,046	(76)	335	411	22,772	5,355
13. Group accident and health (b).....												
14. Credit A&H (group and individual).....												
15.1 Collectively renewable A&H (b).....												
15.2 Non-cancelable A&H (b).....												
15.3 Guaranteed renewable A&H (b).....												
15.4 Non-renewable for stated reasons only (b).....												
15.5 Other accident only.....												
15.6 Medicare Title XVIII exempt from state taxes or fees.....												
15.7 All other A&H (b).....												
15.8 Federal employees health benefits plan premium.....												
16. Workers' compensation.....												
17.1 Other liability-occurrence.....	154,375	261,453		51,288	7,346	(55,506)	111,130	(56)	1,592	2,069	6,993	2,528
17.2 Other liability-claims-made.....												
17.3 Excess workers' compensation.....												
18. Products liability.....												
19.1 Private passenger auto no-fault (personal injury protection).....	2,206,477	2,256,993		529,549	654,077	802,019	(521,345)	24,117	7,116	54,056	78,243	35,307
19.2 Other private passenger auto liability.....	10,627,761	10,902,057		2,595,054	6,424,828	4,844,902	8,171,344	116,480	49,962	503,363	370,512	170,415
19.3 Commercial auto no-fault (personal injury protection).....												
19.4 Other commercial auto liability.....												
21.1 Private passenger auto physical damage.....	5,227,601	5,409,884		1,363,361	2,479,222	2,390,935	182,433	10,546	(18,298)	33,295	177,515	84,113
21.2 Commercial auto physical damage.....												
22. Aircraft (all perils).....												
23. Fidelity.....												
24. Surety.....												
26. Burglary and theft.....						(199)	37		1	1		
27. Boiler and machinery.....	6,605	7,027		3,483	11,787	11,787		594	594		80	104
28. Credit.....												
30. Warranty.....												
34. Aggregate write-ins for other lines of business.....	0	0	0	0	0	0	0	0	0	0	0	0
35. TOTALS (a).....	23,254,280	24,175,202	0	7,157,634	12,386,755	10,192,520	9,318,645	379,181	275,187	641,524	950,155	372,027

DETAILS OF WRITE-INS

3401.												
3402.												
3403.												
3498. Summary of remaining write-ins for Line 34 from overflow page.....	0	0	0	0	0	0	0	0	0	0	0	0
3499. TOTALS (Lines 3401 through 3403 plus 3498) (Line 34 above).....	0	0	0	0	0	0	0	0	0	0	0	0

(a) Finance and service charges not included in Lines 1 to 35 \$.....182,535.

(b) For health business on indicated lines report: Number of persons insured under PPO managed care products.....0 and number of persons insured under indemnity only products.....0.

EXHIBIT OF PREMIUMS AND LOSSES (Statutory Page 14)



NAIC Group Code.....0140 NAIC Company Code....25453

BUSINESS IN THE STATE OF PENNSYLVANIA DURING THE YEAR

19.PA

Line of Business	Gross Premiums, Including Policy and Membership Fees, Less Return Premiums and Premiums on Policies not Taken		3 Dividends Paid or Credited to Policyholders on Direct Business	4 Direct Unearned Premium Reserves	5 Direct Losses Paid (deducting salvage)	6 Direct Losses Incurred	7 Direct Losses Unpaid	8 Direct Defense and Cost Containment Expense Paid	9 Direct Defense and Cost Containment Expense Incurred	10 Direct Defense and Cost Containment Expense Unpaid	11 Commissions and Brokerage Expenses	12 Taxes, Licenses and Fees
	1 Direct Premiums Written	2 Direct Premiums Earned										
1. Fire.....												
2.1 Allied lines.....												
2.2 Multiple peril crop.....												
2.3 Federal flood.....												
2.4 Private crop.....												
2.5 Private flood.....												
3. Farmowners multiple peril.....												
4. Homeowners multiple peril.....												
5.1 Commercial multiple peril (non-liability portion).....												
5.2 Commercial multiple peril (liability portion).....												
6. Mortgage guaranty.....												
8. Ocean marine.....												
9. Inland marine.....	(64)	23				(4)					(6)	(1)
10. Financial guaranty.....												
11. Medical professional liability.....												
12. Earthquake.....												
13. Group accident and health (b).....												
14. Credit A&H (group and individual).....												
15.1 Collectively renewable A&H (b).....												
15.2 Non-cancelable A&H (b).....												
15.3 Guaranteed renewable A&H (b).....												
15.4 Non-renewable for stated reasons only (b).....												
15.5 Other accident only.....												
15.6 Medicare Title XVIII exempt from state taxes or fees.....												
15.7 All other A&H (b).....												
15.8 Federal employees health benefits plan premium.....												
16. Workers' compensation.....												
17.1 Other liability-occurrence.....	2,727	3,021		1,351				(1)	(1)		370	58
17.2 Other liability-claims-made.....												
17.3 Excess workers' compensation.....												
18. Products liability.....												
19.1 Private passenger auto no-fault (personal injury protection).....	64,208	68,278		30,536	123,544	(367,702)	155,613	6,919	5,681	11,475	8,556	1,727
19.2 Other private passenger auto liability.....	4,202,993	4,314,898		1,930,647	1,775,282	1,161,607	2,441,908	117,782	10,076	299,771	544,987	114,852
19.3 Commercial auto no-fault (personal injury protection).....												
19.4 Other commercial auto liability.....												
21.1 Private passenger auto physical damage.....	5,677,040	5,765,339		2,715,647	3,233,369	3,213,192	(88,388)	34,382	1,850	38,701	745,746	153,853
21.2 Commercial auto physical damage.....												
22. Aircraft (all perils).....												
23. Fidelity.....												
24. Surety.....												
26. Burglary and theft.....						(36)	83		1	1		
27. Boiler and machinery.....												
28. Credit.....												
30. Warranty.....												
34. Aggregate write-ins for other lines of business.....	0	0	0	0	0	0	0	0	0	0	0	0
35. TOTALS (a).....	9,946,904	10,151,559	0	4,678,181	5,132,195	4,007,057	2,509,216	159,082	17,607	349,948	1,299,653	270,489

DETAILS OF WRITE-INS

3401.												
3402.												
3403.												
3498. Summary of remaining write-ins for Line 34 from overflow page.....	0	0	0	0	0	0	0	0	0	0	0	0
3499. TOTALS (Lines 3401 through 3403 plus 3498) (Line 34 above).....	0	0	0	0	0	0	0	0	0	0	0	0

(a) Finance and service charges not included in Lines 1 to 35 \$.....283,687.

(b) For health business on indicated lines report: Number of persons insured under PPO managed care products.....0 and number of persons insured under indemnity only products.....0.

EXHIBIT OF PREMIUMS AND LOSSES (Statutory Page 14)



NAIC Group Code.....0140 NAIC Company Code....25453

BUSINESS IN THE STATE OF **RHODE ISLAND** DURING THE YEAR

19.RI

Line of Business	Gross Premiums, Including Policy and Membership Fees, Less Return Premiums and Premiums on Policies not Taken		3 Dividends Paid or Credited to Policyholders on Direct Business	4 Direct Unearned Premium Reserves	5 Direct Losses Paid (deducting salvage)	6 Direct Losses Incurred	7 Direct Losses Unpaid	8 Direct Defense and Cost Containment Expense Paid	9 Direct Defense and Cost Containment Expense Incurred	10 Direct Defense and Cost Containment Expense Unpaid	11 Commissions and Brokerage Expenses	12 Taxes, Licenses and Fees
	1 Direct Premiums Written	2 Direct Premiums Earned										
1. Fire.....												
2.1 Allied lines.....												
2.2 Multiple peril crop.....												
2.3 Federal flood.....												
2.4 Private crop.....												
2.5 Private flood.....												
3. Farmowners multiple peril.....												
4. Homeowners multiple peril.....												
5.1 Commercial multiple peril (non-liability portion).....												
5.2 Commercial multiple peril (liability portion).....												
6. Mortgage guaranty.....												
8. Ocean marine.....												
9. Inland marine.....												
10. Financial guaranty.....												
11. Medical professional liability.....												
12. Earthquake.....												
13. Group accident and health (b).....												
14. Credit A&H (group and individual).....												
15.1 Collectively renewable A&H (b).....												
15.2 Non-cancelable A&H (b).....												
15.3 Guaranteed renewable A&H (b).....												
15.4 Non-renewable for stated reasons only (b).....												
15.5 Other accident only.....												
15.6 Medicare Title XVIII exempt from state taxes or fees.....												
15.7 All other A&H (b).....												
15.8 Federal employees health benefits plan premium.....												
16. Workers' compensation.....												
17.1 Other liability-occurrence.....	196	187		91							28	4
17.2 Other liability-claims-made.....												
17.3 Excess workers' compensation.....												
18. Products liability.....												
19.1 Private passenger auto no-fault (personal injury protection).....												
19.2 Other private passenger auto liability.....	190,650	194,637		88,668	206,417	65,891	100,728	4,433	4,321	8,840	23,476	8,926
19.3 Commercial auto no-fault (personal injury protection).....												
19.4 Other commercial auto liability.....												
21.1 Private passenger auto physical damage.....	190,124	192,388		93,190	132,948	134,462	2,878	287	(1,694)	2,308	22,910	6,742
21.2 Commercial auto physical damage.....												
22. Aircraft (all perils).....												
23. Fidelity.....												
24. Surety.....												
26. Burglary and theft.....						(1)	6					
27. Boiler and machinery.....												
28. Credit.....												
30. Warranty.....												
34. Aggregate write-ins for other lines of business.....	0	0	0	0	0	0	0	0	0	0	0	0
35. TOTALS (a).....	380,970	387,212	0	181,949	339,365	200,352	103,612	4,720	2,627	11,148	46,414	15,672

DETAILS OF WRITE-INS

3401.												
3402.												
3403.												
3498. Summary of remaining write-ins for Line 34 from overflow page.....	0	0	0	0	0	0	0	0	0	0	0	0
3499. TOTALS (Lines 3401 through 3403 plus 3498) (Line 34 above).....	0	0	0	0	0	0	0	0	0	0	0	0

(a) Finance and service charges not included in Lines 1 to 35 \$.....10,043.

(b) For health business on indicated lines report: Number of persons insured under PPO managed care products.....0 and number of persons insured under indemnity only products.....0.

EXHIBIT OF PREMIUMS AND LOSSES (Statutory Page 14)



NAIC Group Code.....0140 NAIC Company Code....25453

BUSINESS IN THE STATE OF SOUTH CAROLINA DURING THE YEAR

19.SC

Line of Business	Gross Premiums, Including Policy and Membership Fees, Less Return Premiums and Premiums on Policies not Taken		3 Dividends Paid or Credited to Policyholders on Direct Business	4 Direct Unearned Premium Reserves	5 Direct Losses Paid (deducting salvage)	6 Direct Losses Incurred	7 Direct Losses Unpaid	8 Direct Defense and Cost Containment Expense Paid	9 Direct Defense and Cost Containment Expense Incurred	10 Direct Defense and Cost Containment Expense Unpaid	11 Commissions and Brokerage Expenses	12 Taxes, Licenses and Fees
	1 Direct Premiums Written	2 Direct Premiums Earned										
1. Fire.....												
2.1 Allied lines.....												
2.2 Multiple peril crop.....												
2.3 Federal flood.....												
2.4 Private crop.....												
2.5 Private flood.....												
3. Farmowners multiple peril.....												
4. Homeowners multiple peril.....	2,967,928	1,244,366		1,723,562	517,703	832,461	314,757	11,544	19,610	8,066	464,184	80,913
5.1 Commercial multiple peril (non-liability portion).....												
5.2 Commercial multiple peril (liability portion).....												
6. Mortgage guaranty.....												
8. Ocean marine.....												
9. Inland marine.....	27,130	13,131		13,998	1,749	2,460	711		7	7	4,409	798
10. Financial guaranty.....												
11. Medical professional liability.....												
12. Earthquake.....	1,501	726		776		64	64		6	6	230	23
13. Group accident and health (b).....												
14. Credit A&H (group and individual).....												
15.1 Collectively renewable A&H (b).....												
15.2 Non-cancelable A&H (b).....												
15.3 Guaranteed renewable A&H (b).....												
15.4 Non-renewable for stated reasons only (b).....												
15.5 Other accident only.....												
15.6 Medicare Title XVIII exempt from state taxes or fees.....												
15.7 All other A&H (b).....												
15.8 Federal employees health benefits plan premium.....												
16. Workers' compensation.....												
17.1 Other liability-occurrence.....	72,258	31,490		40,767							1,640	2,016
17.2 Other liability-claims-made.....												
17.3 Excess workers' compensation.....												
18. Products liability.....												
19.1 Private passenger auto no-fault (personal injury protection).....												
19.2 Other private passenger auto liability.....	27,076,888	27,997,548		6,174,405	18,678,804	15,361,593	14,959,794	547,317	212,354	979,840	3,724,003	684,481
19.3 Commercial auto no-fault (personal injury protection).....												
19.4 Other commercial auto liability.....												
21.1 Private passenger auto physical damage.....	15,511,645	16,438,794		3,391,559	9,366,412	9,128,866	373,211	11,964	(2,966)	31,547	2,149,570	374,161
21.2 Commercial auto physical damage.....												
22. Aircraft (all perils).....												
23. Fidelity.....												
24. Surety.....												
26. Burglary and theft.....												
27. Boiler and machinery.....	6,282	2,497		3,784							132	67
28. Credit.....												
30. Warranty.....												
34. Aggregate write-ins for other lines of business.....	0	0	0	0	0	0	0	0	0	0	0	0
35. TOTALS (a).....	45,663,632	45,728,552	0	11,348,851	28,564,668	25,325,444	15,648,537	570,825	229,011	1,019,466	6,344,168	1,142,459

DETAILS OF WRITE-INS

3401.												
3402.												
3403.												
3498. Summary of remaining write-ins for Line 34 from overflow page.....	0	0	0	0	0	0	0	0	0	0	0	0
3499. TOTALS (Lines 3401 through 3403 plus 3498) (Line 34 above).....	0	0	0	0	0	0	0	0	0	0	0	0

(a) Finance and service charges not included in Lines 1 to 35 \$.....553,130.

(b) For health business on indicated lines report: Number of persons insured under PPO managed care products.....0 and number of persons insured under indemnity only products.....0.

EXHIBIT OF PREMIUMS AND LOSSES (Statutory Page 14)



NAIC Group Code.....0140 NAIC Company Code....25453

BUSINESS IN THE STATE OF **SOUTH DAKOTA** DURING THE YEAR

19.SD

Line of Business	Gross Premiums, Including Policy and Membership Fees, Less Return Premiums and Premiums on Policies not Taken		3 Dividends Paid or Credited to Policyholders on Direct Business	4 Direct Unearned Premium Reserves	5 Direct Losses Paid (deducting salvage)	6 Direct Losses Incurred	7 Direct Losses Unpaid	8 Direct Defense and Cost Containment Expense Paid	9 Direct Defense and Cost Containment Expense Incurred	10 Direct Defense and Cost Containment Expense Unpaid	11 Commissions and Brokerage Expenses	12 Taxes, Licenses and Fees
	1 Direct Premiums Written	2 Direct Premiums Earned										
1. Fire.....												
2.1 Allied lines.....												
2.2 Multiple peril crop.....												
2.3 Federal flood.....												
2.4 Private crop.....												
2.5 Private flood.....												
3. Farmowners multiple peril.....												
4. Homeowners multiple peril.....												
5.1 Commercial multiple peril (non-liability portion).....												
5.2 Commercial multiple peril (liability portion).....												
6. Mortgage guaranty.....												
8. Ocean marine.....												
9. Inland marine.....	415	418		50		(3)	12					(611)
10. Financial guaranty.....												
11. Medical professional liability.....												
12. Earthquake.....												
13. Group accident and health (b).....												
14. Credit A&H (group and individual).....												
15.1 Collectively renewable A&H (b).....												
15.2 Non-cancelable A&H (b).....												
15.3 Guaranteed renewable A&H (b).....												
15.4 Non-renewable for stated reasons only (b).....												
15.5 Other accident only.....												
15.6 Medicare Title XVIII exempt from state taxes or fees.....												
15.7 All other A&H (b).....												
15.8 Federal employees health benefits plan premium.....												
16. Workers' compensation.....												
17.1 Other liability-occurrence.....	45	45		36								4
17.2 Other liability-claims-made.....												
17.3 Excess workers' compensation.....												
18. Products liability.....												
19.1 Private passenger auto no-fault (personal injury protection).....												
19.2 Other private passenger auto liability.....	13,035	11,021		5,691		25	1,890		(19)	441	(42)	4,525
19.3 Commercial auto no-fault (personal injury protection).....												
19.4 Other commercial auto liability.....												
21.1 Private passenger auto physical damage.....	52,304	42,739		29,746	93,125	87,922	287	170	82	165	(55)	18,958
21.2 Commercial auto physical damage.....												
22. Aircraft (all perils).....												
23. Fidelity.....												
24. Surety.....												
26. Burglary and theft.....							1					
27. Boiler and machinery.....												
28. Credit.....												
30. Warranty.....												
34. Aggregate write-ins for other lines of business.....	0	0	0	0	0	0	0	0	0	0	0	0
35. TOTALS (a).....	65,799	54,223	0	35,523	93,125	87,944	2,190	170	63	606	(97)	22,876

DETAILS OF WRITE-INS

3401.												
3402.												
3403.												
3498. Summary of remaining write-ins for Line 34 from overflow page.....	0	0	0	0	0	0	0	0	0	0	0	0
3499. TOTALS (Lines 3401 through 3403 plus 3498) (Line 34 above).....	0	0	0	0	0	0	0	0	0	0	0	0

(a) Finance and service charges not included in Lines 1 to 35 \$.....529.

(b) For health business on indicated lines report: Number of persons insured under PPO managed care products.....0 and number of persons insured under indemnity only products.....0.

EXHIBIT OF PREMIUMS AND LOSSES (Statutory Page 14)



NAIC Group Code.....0140 NAIC Company Code....25453

BUSINESS IN THE STATE OF TENNESSEE DURING THE YEAR

19.TN

Line of Business	Gross Premiums, Including Policy and Membership Fees, Less Return Premiums and Premiums on Policies not Taken		3 Dividends Paid or Credited to Policyholders on Direct Business	4 Direct Unearned Premium Reserves	5 Direct Losses Paid (deducting salvage)	6 Direct Losses Incurred	7 Direct Losses Unpaid	8 Direct Defense and Cost Containment Expense Paid	9 Direct Defense and Cost Containment Expense Incurred	10 Direct Defense and Cost Containment Expense Unpaid	11 Commissions and Brokerage Expenses	12 Taxes, Licenses and Fees
	1 Direct Premiums Written	2 Direct Premiums Earned										
1. Fire.....												
2.1 Allied lines.....												
2.2 Multiple peril crop.....												
2.3 Federal flood.....												
2.4 Private crop.....												
2.5 Private flood.....											2	
3. Farmowners multiple peril.....												
4. Homeowners multiple peril.....	11,457,729	7,826,791		6,665,899	3,130,237	4,185,249	1,171,863	57,888	100,559	50,531	1,747,933	309,227
5.1 Commercial multiple peril (non-liability portion).....												
5.2 Commercial multiple peril (liability portion).....												
6. Mortgage guaranty.....												
8. Ocean marine.....												
9. Inland marine.....	157,773	112,479		87,941	11,602	14,643	4,582	(6)	25	52	23,726	4,239
10. Financial guaranty.....												
11. Medical professional liability.....												
12. Earthquake.....	82,069	55,909		47,135		1,176	1,828	(20)	269	354	12,539	2,197
13. Group accident and health (b).....												
14. Credit A&H (group and individual).....												
15.1 Collectively renewable A&H (b).....												
15.2 Non-cancelable A&H (b).....												
15.3 Guaranteed renewable A&H (b).....												
15.4 Non-renewable for stated reasons only (b).....												
15.5 Other accident only.....												
15.6 Medicare Title XVIII exempt from state taxes or fees.....												
15.7 All other A&H (b).....												
15.8 Federal employees health benefits plan premium.....												
16. Workers' compensation.....												
17.1 Other liability-occurrence.....	232,709	181,397		134,686				4	4		5,947	6,313
17.2 Other liability-claims-made.....												
17.3 Excess workers' compensation.....												
18. Products liability.....												
19.1 Private passenger auto no-fault (personal injury protection).....												
19.2 Other private passenger auto liability.....	8,791,944	7,018,240		2,993,165	2,466,242	4,893,253	2,939,034	9,343	110,909	125,645	1,151,446	236,094
19.3 Commercial auto no-fault (personal injury protection).....												
19.4 Other commercial auto liability.....												
21.1 Private passenger auto physical damage.....	6,626,029	5,294,164		2,286,105	3,174,413	3,257,529	176,312	2,919	7,235	5,680	860,536	178,775
21.2 Commercial auto physical damage.....												
22. Aircraft (all perils).....												
23. Fidelity.....												
24. Surety.....												
26. Burglary and theft.....												
27. Boiler and machinery.....	29,198	23,513		17,175	6,253	6,253		79	79		589	798
28. Credit.....												
30. Warranty.....												
34. Aggregate write-ins for other lines of business.....	0	0	0	0	0	0	0	0	0	0	0	0
35. TOTALS (a).....	27,377,451	20,512,493	0	12,232,106	8,788,747	12,358,103	4,293,619	70,207	219,080	182,262	3,802,718	737,643

DETAILS OF WRITE-INS

3401.												
3402.												
3403.												
3498. Summary of remaining write-ins for Line 34 from overflow page.....	0	0	0	0	0	0	0	0	0	0	0	0
3499. TOTALS (Lines 3401 through 3403 plus 3498) (Line 34 above).....	0	0	0	0	0	0	0	0	0	0	0	0

(a) Finance and service charges not included in Lines 1 to 35 \$.....172,278.

(b) For health business on indicated lines report: Number of persons insured under PPO managed care products.....0 and number of persons insured under indemnity only products.....0.

EXHIBIT OF PREMIUMS AND LOSSES (Statutory Page 14)



NAIC Group Code.....0140 NAIC Company Code....25453

BUSINESS IN THE STATE OF **TEXAS** DURING THE YEAR

19.TX

Line of Business	Gross Premiums, Including Policy and Membership Fees, Less Return Premiums and Premiums on Policies not Taken		3 Dividends Paid or Credited to Policyholders on Direct Business	4 Direct Unearned Premium Reserves	5 Direct Losses Paid (deducting salvage)	6 Direct Losses Incurred	7 Direct Losses Unpaid	8 Direct Defense and Cost Containment Expense Paid	9 Direct Defense and Cost Containment Expense Incurred	10 Direct Defense and Cost Containment Expense Unpaid	11 Commissions and Brokerage Expenses	12 Taxes, Licenses and Fees
	1 Direct Premiums Written	2 Direct Premiums Earned										
1. Fire.....												
2.1 Allied lines.....												
2.2 Multiple peril crop.....												
2.3 Federal flood.....												
2.4 Private crop.....												
2.5 Private flood.....												
3. Farmowners multiple peril.....												
4. Homeowners multiple peril.....	6,103,811	711,214		5,392,598	4,649	103,134	98,485	1,595	10,844	9,248	683,998	97,772
5.1 Commercial multiple peril (non-liability portion).....												
5.2 Commercial multiple peril (liability portion).....												
6. Mortgage guaranty.....												
8. Ocean marine.....												
9. Inland marine.....	17,358	1,911		15,447		193	193		1	1	2,052	278
10. Financial guaranty.....												
11. Medical professional liability.....												
12. Earthquake.....												
13. Group accident and health (b).....												
14. Credit A&H (group and individual).....												
15.1 Collectively renewable A&H (b).....												
15.2 Non-cancelable A&H (b).....												
15.3 Guaranteed renewable A&H (b).....												
15.4 Non-renewable for stated reasons only (b).....												
15.5 Other accident only.....												
15.6 Medicare Title XVIII exempt from state taxes or fees.....												
15.7 All other A&H (b).....												
15.8 Federal employees health benefits plan premium.....												
16. Workers' compensation.....												
17.1 Other liability-occurrence.....	4,556	226		4,330							19	73
17.2 Other liability-claims-made.....												
17.3 Excess workers' compensation.....												
18. Products liability.....												
19.1 Private passenger auto no-fault (personal injury protection).....												
19.2 Other private passenger auto liability.....	(130)	(130)										890
19.3 Commercial auto no-fault (personal injury protection).....												
19.4 Other commercial auto liability.....						2	(18)		(27)	24		
21.1 Private passenger auto physical damage.....												
21.2 Commercial auto physical damage.....												
22. Aircraft (all perils).....												
23. Fidelity.....												
24. Surety.....												
26. Burglary and theft.....												
27. Boiler and machinery.....												
28. Credit.....												
30. Warranty.....												
34. Aggregate write-ins for other lines of business.....	0	0	0	0	0	0	0	0	0	0	0	0
35. TOTALS (a).....	6,125,595	713,221	0	5,412,375	4,649	103,329	98,660	1,595	10,818	9,273	686,069	99,013

DETAILS OF WRITE-INS

3401.												
3402.												
3403.												
3498. Summary of remaining write-ins for Line 34 from overflow page.....	0	0	0	0	0	0	0	0	0	0	0	0
3499. TOTALS (Lines 3401 through 3403 plus 3498) (Line 34 above).....	0	0	0	0	0	0	0	0	0	0	0	0

(a) Finance and service charges not included in Lines 1 to 35 \$.....5,482.

(b) For health business on indicated lines report: Number of persons insured under PPO managed care products.....0 and number of persons insured under indemnity only products.....0.

EXHIBIT OF PREMIUMS AND LOSSES (Statutory Page 14)



NAIC Group Code.....0140 NAIC Company Code....25453

BUSINESS IN THE STATE OF UTAH DURING THE YEAR

19.UT

Line of Business	Gross Premiums, Including Policy and Membership Fees, Less Return Premiums and Premiums on Policies not Taken		3 Dividends Paid or Credited to Policyholders on Direct Business	4 Direct Unearned Premium Reserves	5 Direct Losses Paid (deducting salvage)	6 Direct Losses Incurred	7 Direct Losses Unpaid	8 Direct Defense and Cost Containment Expense Paid	9 Direct Defense and Cost Containment Expense Incurred	10 Direct Defense and Cost Containment Expense Unpaid	11 Commissions and Brokerage Expenses	12 Taxes, Licenses and Fees
	1 Direct Premiums Written	2 Direct Premiums Earned										
1. Fire.....	69,244	71,392		33,544	19,850	3,648	11,711	1,053	3,447	3,076	4,870	1,582
2.1 Allied lines.....	95,137	97,790		46,023	107,134	133,389	35,673	3,565	6,834	4,204	6,636	2,176
2.2 Multiple peril crop.....												
2.3 Federal flood.....												
2.4 Private crop.....												
2.5 Private flood.....												
3. Farmowners multiple peril.....												
4. Homeowners multiple peril.....	3,205,567	3,253,266		1,696,423	2,976,453	3,108,155	939,720	47,490	45,072	25,810	202,397	73,789
5.1 Commercial multiple peril (non-liability portion).....												
5.2 Commercial multiple peril (liability portion).....												
6. Mortgage guaranty.....												
8. Ocean marine.....												
9. Inland marine.....	55,688	57,485		26,006	1,577	(2,791)	1,822	(12)	(62)	83	3,037	1,302
10. Financial guaranty.....												
11. Medical professional liability.....												
12. Earthquake.....	156,328	160,768		80,255				(3)	(3)		7,321	3,569
13. Group accident and health (b).....												
14. Credit A&H (group and individual).....												
15.1 Collectively renewable A&H (b).....												
15.2 Non-cancelable A&H (b).....												
15.3 Guaranteed renewable A&H (b).....												
15.4 Non-renewable for stated reasons only (b).....												
15.5 Other accident only.....												
15.6 Medicare Title XVIII exempt from state taxes or fees.....												
15.7 All other A&H (b).....												
15.8 Federal employees health benefits plan premium.....												
16. Workers' compensation.....												
17.1 Other liability-occurrence.....	113,495	123,632		55,166	250	59,836	366,089	6,979	7,813	1,136	8,023	2,632
17.2 Other liability-claims-made.....												
17.3 Excess workers' compensation.....												
18. Products liability.....												
19.1 Private passenger auto no-fault (personal injury protection).....	167,034	172,836		40,796	65,967	50,204	(63,998)	18	(489)	5,245	4,424	3,847
19.2 Other private passenger auto liability.....	2,606,885	2,670,338		666,499	1,259,722	1,490,950	1,757,840	3,778	(24,365)	134,507	74,572	60,091
19.3 Commercial auto no-fault (personal injury protection).....												
19.4 Other commercial auto liability.....												
21.1 Private passenger auto physical damage.....	1,756,446	1,790,726		489,815	913,457	895,543	7,675	2,011	(5,052)	9,061	55,606	40,708
21.2 Commercial auto physical damage.....												
22. Aircraft (all perils).....												
23. Fidelity.....												
24. Surety.....												
26. Burglary and theft.....						(5)	11					
27. Boiler and machinery.....	7,003	7,449		3,694	13,517	13,517		560	560		568	160
28. Credit.....												
30. Warranty.....												
34. Aggregate write-ins for other lines of business.....	0	0	0	0	0	0	0	0	0	0	0	0
35. TOTALS (a).....	8,232,827	8,405,682	0	3,138,221	5,357,927	5,752,446	3,056,543	65,439	33,755	183,122	367,454	189,856

DETAILS OF WRITE-INS

3401.												
3402.												
3403.												
3498. Summary of remaining write-ins for Line 34 from overflow page.....	0	0	0	0	0	0	0	0	0	0	0	0
3499. TOTALS (Lines 3401 through 3403 plus 3498) (Line 34 above).....	0	0	0	0	0	0	0	0	0	0	0	0

(a) Finance and service charges not included in Lines 1 to 35 \$.....64,797.

(b) For health business on indicated lines report: Number of persons insured under PPO managed care products.....0 and number of persons insured under indemnity only products.....0.

EXHIBIT OF PREMIUMS AND LOSSES (Statutory Page 14)



NAIC Group Code.....0140 NAIC Company Code....25453

BUSINESS IN THE STATE OF VIRGINIA DURING THE YEAR

19.VA

Line of Business	Gross Premiums, Including Policy and Membership Fees, Less Return Premiums and Premiums on Policies not Taken		3 Dividends Paid or Credited to Policyholders on Direct Business	4 Direct Unearned Premium Reserves	5 Direct Losses Paid (deducting salvage)	6 Direct Losses Incurred	7 Direct Losses Unpaid	8 Direct Defense and Cost Containment Expense Paid	9 Direct Defense and Cost Containment Expense Incurred	10 Direct Defense and Cost Containment Expense Unpaid	11 Commissions and Brokerage Expenses	12 Taxes, Licenses and Fees
	1 Direct Premiums Written	2 Direct Premiums Earned										
1. Fire.....												
2.1 Allied lines.....												
2.2 Multiple peril crop.....												
2.3 Federal flood.....												
2.4 Private crop.....												
2.5 Private flood.....												
3. Farmowners multiple peril.....												
4. Homeowners multiple peril.....	4,072,479	894,167		3,178,311	205,691	389,952	184,262	2,589	8,981	6,392	623,221	93,679
5.1 Commercial multiple peril (non-liability portion).....												
5.2 Commercial multiple peril (liability portion).....												
6. Mortgage guaranty.....												
8. Ocean marine.....												
9. Inland marine.....	58,704	12,078		46,627		1,042	1,042		7	7	9,372	1,337
10. Financial guaranty.....												
11. Medical professional liability.....												
12. Earthquake.....	12,034	2,677		9,357		336	336		15	15	1,793	275
13. Group accident and health (b).....												
14. Credit A&H (group and individual).....												
15.1 Collectively renewable A&H (b).....												
15.2 Non-cancelable A&H (b).....												
15.3 Guaranteed renewable A&H (b).....												
15.4 Non-renewable for stated reasons only (b).....												
15.5 Other accident only.....												
15.6 Medicare Title XVIII exempt from state taxes or fees.....												
15.7 All other A&H (b).....												
15.8 Federal employees health benefits plan premium.....												
16. Workers' compensation.....												
17.1 Other liability-occurrence.....	124,384	29,197		95,187							1,942	2,852
17.2 Other liability-claims-made.....												
17.3 Excess workers' compensation.....												
18. Products liability.....												
19.1 Private passenger auto no-fault (personal injury protection).....												
19.2 Other private passenger auto liability.....	5,663,674	2,043,844		3,619,830	333,032	1,156,245	823,213	910	35,289	34,379	738,670	249,347
19.3 Commercial auto no-fault (personal injury protection).....												
19.4 Other commercial auto liability.....												
21.1 Private passenger auto physical damage.....	3,722,136	1,332,678		2,389,458	837,035	1,110,673	274,878		1,625	1,625	479,078	85,702
21.2 Commercial auto physical damage.....												
22. Aircraft (all perils).....												
23. Fidelity.....												
24. Surety.....												
26. Burglary and theft.....												
27. Boiler and machinery.....	28,234	6,271		21,963							464	648
28. Credit.....												
30. Warranty.....												
34. Aggregate write-ins for other lines of business.....	0	0	0	0	0	0	0	0	0	0	0	0
35. TOTALS (a).....	13,681,645	4,320,912	0	9,360,733	1,375,758	2,658,248	1,283,731	3,499	45,917	42,418	1,854,540	433,840

DETAILS OF WRITE-INS

3401.												
3402.												
3403.												
3498. Summary of remaining write-ins for Line 34 from overflow page.....	0	0	0	0	0	0	0	0	0	0	0	0
3499. TOTALS (Lines 3401 through 3403 plus 3498) (Line 34 above).....	0	0	0	0	0	0	0	0	0	0	0	0

(a) Finance and service charges not included in Lines 1 to 35 \$.....57,802.

(b) For health business on indicated lines report: Number of persons insured under PPO managed care products.....0 and number of persons insured under indemnity only products.....0.

EXHIBIT OF PREMIUMS AND LOSSES (Statutory Page 14)



NAIC Group Code....0140 NAIC Company Code....25453

BUSINESS IN THE STATE OF VERMONT DURING THE YEAR

19.VT

Line of Business	Gross Premiums, Including Policy and Membership Fees, Less Return Premiums and Premiums on Policies not Taken		3 Dividends Paid or Credited to Policyholders on Direct Business	4 Direct Unearned Premium Reserves	5 Direct Losses Paid (deducting salvage)	6 Direct Losses Incurred	7 Direct Losses Unpaid	8 Direct Defense and Cost Containment Expense Paid	9 Direct Defense and Cost Containment Expense Incurred	10 Direct Defense and Cost Containment Expense Unpaid	11 Commissions and Brokerage Expenses	12 Taxes, Licenses and Fees
	1 Direct Premiums Written	2 Direct Premiums Earned										
1. Fire.....												
2.1 Allied lines.....												
2.2 Multiple peril crop.....												
2.3 Federal flood.....												
2.4 Private crop.....												
2.5 Private flood.....												
3. Farmowners multiple peril.....												
4. Homeowners multiple peril.....												
5.1 Commercial multiple peril (non-liability portion).....												
5.2 Commercial multiple peril (liability portion).....												
6. Mortgage guaranty.....												
8. Ocean marine.....												
9. Inland marine.....												
10. Financial guaranty.....												
11. Medical professional liability.....												
12. Earthquake.....												
13. Group accident and health (b).....												
14. Credit A&H (group and individual).....												
15.1 Collectively renewable A&H (b).....												
15.2 Non-cancelable A&H (b).....												
15.3 Guaranteed renewable A&H (b).....												
15.4 Non-renewable for stated reasons only (b).....												
15.5 Other accident only.....												
15.6 Medicare Title XVIII exempt from state taxes or fees.....												
15.7 All other A&H (b).....												
15.8 Federal employees health benefits plan premium.....												
16. Workers' compensation.....												
17.1 Other liability-occurrence.....												
17.2 Other liability-claims-made.....												
17.3 Excess workers' compensation.....												
18. Products liability.....												
19.1 Private passenger auto no-fault (personal injury protection).....												
19.2 Other private passenger auto liability.....												
19.3 Commercial auto no-fault (personal injury protection).....												
19.4 Other commercial auto liability.....												
21.1 Private passenger auto physical damage.....												
21.2 Commercial auto physical damage.....												
22. Aircraft (all perils).....												
23. Fidelity.....												
24. Surety.....												
26. Burglary and theft.....												
27. Boiler and machinery.....												
28. Credit.....												
30. Warranty.....												
34. Aggregate write-ins for other lines of business.....	0	0	0	0	0	0	0	0	0	0	0	0
35. TOTALS (a).....	0	0	0	0	0	0	0	0	0	0	0	0

DETAILS OF WRITE-INS

3401.												
3402.												
3403.												
3498. Summary of remaining write-ins for Line 34 from overflow page.....	0	0	0	0	0	0	0	0	0	0	0	0
3499. TOTALS (Lines 3401 through 3403 plus 3498) (Line 34 above).....	0	0	0	0	0	0	0	0	0	0	0	0

(a) Finance and service charges not included in Lines 1 to 35 \$.....0.

(b) For health business on indicated lines report: Number of persons insured under PPO managed care products.....0 and number of persons insured under indemnity only products.....0.

EXHIBIT OF PREMIUMS AND LOSSES (Statutory Page 14)



NAIC Group Code.....0140 NAIC Company Code....25453

BUSINESS IN THE STATE OF WASHINGTON DURING THE YEAR

19.WA

Line of Business	Gross Premiums, Including Policy and Membership Fees, Less Return Premiums and Premiums on Policies not Taken		3 Dividends Paid or Credited to Policyholders on Direct Business	4 Direct Unearned Premium Reserves	5 Direct Losses Paid (deducting salvage)	6 Direct Losses Incurred	7 Direct Losses Unpaid	8 Direct Defense and Cost Containment Expense Paid	9 Direct Defense and Cost Containment Expense Incurred	10 Direct Defense and Cost Containment Expense Unpaid	11 Commissions and Brokerage Expenses	12 Taxes, Licenses and Fees
	1 Direct Premiums Written	2 Direct Premiums Earned										
1. Fire.....	398,834	393,089		206,464	241,991	256,299	84,305	2,630	15,301	16,237	37,089	9,680
2.1 Allied lines.....	200,432	198,349		103,371	183,336	178,612	34,137	713	7,077	8,167	18,138	4,872
2.2 Multiple peril crop.....												
2.3 Federal flood.....												
2.4 Private crop.....												
2.5 Private flood.....												
3. Farmowners multiple peril.....												
4. Homeowners multiple peril.....	6,429,661	6,890,552		3,318,171	3,260,318	3,402,777	1,148,634	92,521	88,103	52,685	560,781	158,919
5.1 Commercial multiple peril (non-liability portion).....												
5.2 Commercial multiple peril (liability portion).....												
6. Mortgage guaranty.....												
8. Ocean marine.....												
9. Inland marine.....	235,974	241,225		118,155	53,336	52,840	7,920	15	(135)	338	18,996	5,790
10. Financial guaranty.....												
11. Medical professional liability.....												
12. Earthquake.....	364,060	349,361		199,912		4,409	4,409	67	537	470	26,036	8,768
13. Group accident and health (b).....												
14. Credit A&H (group and individual).....												
15.1 Collectively renewable A&H (b).....												
15.2 Non-cancelable A&H (b).....												
15.3 Guaranteed renewable A&H (b).....												
15.4 Non-renewable for stated reasons only (b).....												
15.5 Other accident only.....												
15.6 Medicare Title XVIII exempt from state taxes or fees.....												
15.7 All other A&H (b).....												
15.8 Federal employees health benefits plan premium.....												
16. Workers' compensation.....												
17.1 Other liability-occurrence.....	227,135	361,546		88,417	175,089	155,537	182,301	5,147	7,384	2,999	17,946	6,112
17.2 Other liability-claims-made.....												
17.3 Excess workers' compensation.....												
18. Products liability.....												
19.1 Private passenger auto no-fault (personal injury protection).....	1,785,966	1,834,711		426,335	817,258	897,630	(323,875)	19,404	4,139	45,106	60,507	44,046
19.2 Other private passenger auto liability.....	12,855,104	13,086,697		3,216,390	9,008,342	5,775,858	11,153,928	199,946	123,131	665,928	494,351	316,422
19.3 Commercial auto no-fault (personal injury protection).....												
19.4 Other commercial auto liability.....												
21.1 Private passenger auto physical damage.....	6,332,067	6,353,206		1,737,261	3,048,685	3,028,338	160,480	7,774	(25,282)	39,910	255,661	156,104
21.2 Commercial auto physical damage.....												
22. Aircraft (all perils).....												
23. Fidelity.....												
24. Surety.....												
26. Burglary and theft.....						(3)	15					
27. Boiler and machinery.....	11,390	12,117		5,933	1,224	1,224		2	2		306	285
28. Credit.....												
30. Warranty.....												
34. Aggregate write-ins for other lines of business.....	0	0	0	0	0	0	0	0	0	0	0	0
35. TOTALS (a).....	28,840,623	29,720,853	0	9,420,409	16,789,579	13,753,521	12,452,254	328,219	220,257	831,840	1,489,811	710,998

DETAILS OF WRITE-INS

3401.												
3402.												
3403.												
3498. Summary of remaining write-ins for Line 34 from overflow page.....	0	0	0	0	0	0	0	0	0	0	0	0
3499. TOTALS (Lines 3401 through 3403 plus 3498) (Line 34 above).....	0	0	0	0	0	0	0	0	0	0	0	0

(a) Finance and service charges not included in Lines 1 to 35 \$.....257,423.

(b) For health business on indicated lines report: Number of persons insured under PPO managed care products.....0 and number of persons insured under indemnity only products.....0.

EXHIBIT OF PREMIUMS AND LOSSES (Statutory Page 14)



NAIC Group Code.....0140 NAIC Company Code....25453

BUSINESS IN THE STATE OF WISCONSIN DURING THE YEAR

19.WI

Line of Business	Gross Premiums, Including Policy and Membership Fees, Less Return Premiums and Premiums on Policies not Taken		3 Dividends Paid or Credited to Policyholders on Direct Business	4 Direct Unearned Premium Reserves	5 Direct Losses Paid (deducting salvage)	6 Direct Losses Incurred	7 Direct Losses Unpaid	8 Direct Defense and Cost Containment Expense Paid	9 Direct Defense and Cost Containment Expense Incurred	10 Direct Defense and Cost Containment Expense Unpaid	11 Commissions and Brokerage Expenses	12 Taxes, Licenses and Fees
	1 Direct Premiums Written	2 Direct Premiums Earned										
1. Fire.....	36,023	32,839		20,506	292	652	2,646	97	1,072	1,246	1,719	921
2.1 Allied lines.....	29,171	27,468		16,390	62,091	62,338	2,225	96	932	1,069	1,007	715
2.2 Multiple peril crop.....												
2.3 Federal flood.....												
2.4 Private crop.....												
2.5 Private flood.....												
3. Farmowners multiple peril.....												
4. Homeowners multiple peril.....	7,114,842	7,785,913		3,848,728	5,958,749	7,061,244	2,689,038	133,259	139,816	72,555	690,092	184,330
5.1 Commercial multiple peril (non-liability portion).....												
5.2 Commercial multiple peril (liability portion).....												
6. Mortgage guaranty.....												
8. Ocean marine.....												
9. Inland marine.....	133,607	146,693		70,312	25,498	29,821	9,003	55	(103)	107	13,178	3,500
10. Financial guaranty.....												
11. Medical professional liability.....												
12. Earthquake.....	1,682	2,051		948							135	51
13. Group accident and health (b).....												
14. Credit A&H (group and individual).....												
15.1 Collectively renewable A&H (b).....												
15.2 Non-cancelable A&H (b).....												
15.3 Guaranteed renewable A&H (b).....												
15.4 Non-renewable for stated reasons only (b).....												
15.5 Other accident only.....												
15.6 Medicare Title XVIII exempt from state taxes or fees.....												
15.7 All other A&H (b).....												
15.8 Federal employees health benefits plan premium.....												
16. Workers' compensation.....												500
17.1 Other liability-occurrence.....	111,295	121,436		57,135		(8,187)	23,880	9	264	403	8,529	2,628
17.2 Other liability-claims-made.....												
17.3 Excess workers' compensation.....												
18. Products liability.....												
19.1 Private passenger auto no-fault (personal injury protection).....												
19.2 Other private passenger auto liability.....	5,394,990	5,708,565		1,741,819	4,185,067	2,742,576	4,120,247	93,713	94,420	210,977	381,849	118,503
19.3 Commercial auto no-fault (personal injury protection).....												
19.4 Other commercial auto liability.....												
21.1 Private passenger auto physical damage.....	4,183,195	4,377,019		1,367,207	2,891,796	2,805,205	152,279	6,476	(6,740)	19,419	289,976	114,175
21.2 Commercial auto physical damage.....												
22. Aircraft (all perils).....												
23. Fidelity.....												
24. Surety.....												
26. Burglary and theft.....						(23)	38			1		
27. Boiler and machinery.....	12,028	13,230		6,438							1,229	304
28. Credit.....												
30. Warranty.....												
34. Aggregate write-ins for other lines of business.....	0	0	0	0	0	0	0	0	0	0	0	0
35. TOTALS (a).....	17,016,833	18,215,214	0	7,129,483	13,123,493	12,693,626	6,999,356	233,705	229,661	305,777	1,387,714	425,627

DETAILS OF WRITE-INS

3401.												
3402.												
3403.												
3498. Summary of remaining write-ins for Line 34 from overflow page.....	0	0	0	0	0	0	0	0	0	0	0	0
3499. TOTALS (Lines 3401 through 3403 plus 3498) (Line 34 above).....	0	0	0	0	0	0	0	0	0	0	0	0

(a) Finance and service charges not included in Lines 1 to 35 \$.....145,295.

(b) For health business on indicated lines report: Number of persons insured under PPO managed care products.....0 and number of persons insured under indemnity only products.....0.

EXHIBIT OF PREMIUMS AND LOSSES (Statutory Page 14)



NAIC Group Code.....0140 NAIC Company Code....25453

BUSINESS IN THE STATE OF WEST VIRGINIA DURING THE YEAR

19.WV

Line of Business	Gross Premiums, Including Policy and Membership Fees, Less Return Premiums and Premiums on Policies not Taken		3 Dividends Paid or Credited to Policyholders on Direct Business	4 Direct Unearned Premium Reserves	5 Direct Losses Paid (deducting salvage)	6 Direct Losses Incurred	7 Direct Losses Unpaid	8 Direct Defense and Cost Containment Expense Paid	9 Direct Defense and Cost Containment Expense Incurred	10 Direct Defense and Cost Containment Expense Unpaid	11 Commissions and Brokerage Expenses	12 Taxes, Licenses and Fees
	1 Direct Premiums Written	2 Direct Premiums Earned										
1. Fire.....												
2.1 Allied lines.....												
2.2 Multiple peril crop.....												
2.3 Federal flood.....												
2.4 Private crop.....												
2.5 Private flood.....												
3. Farmowners multiple peril.....												
4. Homeowners multiple peril.....												
5.1 Commercial multiple peril (non-liability portion).....												
5.2 Commercial multiple peril (liability portion).....												
6. Mortgage guaranty.....												
8. Ocean marine.....												
9. Inland marine.....												
10. Financial guaranty.....												
11. Medical professional liability.....												
12. Earthquake.....												
13. Group accident and health (b).....												
14. Credit A&H (group and individual).....												
15.1 Collectively renewable A&H (b).....												
15.2 Non-cancelable A&H (b).....												
15.3 Guaranteed renewable A&H (b).....												
15.4 Non-renewable for stated reasons only (b).....												
15.5 Other accident only.....												
15.6 Medicare Title XVIII exempt from state taxes or fees.....												
15.7 All other A&H (b).....												
15.8 Federal employees health benefits plan premium.....												
16. Workers' compensation.....												
17.1 Other liability-occurrence.....	625	630		307							84	31
17.2 Other liability-claims-made.....												
17.3 Excess workers' compensation.....												
18. Products liability.....												
19.1 Private passenger auto no-fault (personal injury protection).....												
19.2 Other private passenger auto liability.....	34,011,312	33,622,860		8,777,692	18,493,473	19,014,179	15,234,361	409,533	446,587	1,090,147	4,505,537	1,355,943
19.3 Commercial auto no-fault (personal injury protection).....												
19.4 Other commercial auto liability.....												
21.1 Private passenger auto physical damage.....	26,228,153	25,649,612		7,106,043	17,750,619	17,945,988	1,226,793	19,103	(18,150)	70,870	3,460,170	1,052,821
21.2 Commercial auto physical damage.....												
22. Aircraft (all perils).....												
23. Fidelity.....												
24. Surety.....												
26. Burglary and theft.....						(7)	19					
27. Boiler and machinery.....												
28. Credit.....												
30. Warranty.....												
34. Aggregate write-ins for other lines of business.....	0	0	0	0	0	0	0	0	0	0	0	0
35. TOTALS (a).....	60,240,090	59,273,102	0	15,884,042	36,244,092	36,960,160	16,461,173	428,636	428,437	1,161,017	7,965,791	2,408,795

DETAILS OF WRITE-INS

3401.												
3402.												
3403.												
3498. Summary of remaining write-ins for Line 34 from overflow page.....	0	0	0	0	0	0	0	0	0	0	0	0
3499. TOTALS (Lines 3401 through 3403 plus 3498) (Line 34 above).....	0	0	0	0	0	0	0	0	0	0	0	0

(a) Finance and service charges not included in Lines 1 to 35 \$.....741,012.

(b) For health business on indicated lines report: Number of persons insured under PPO managed care products.....0 and number of persons insured under indemnity only products.....0.

EXHIBIT OF PREMIUMS AND LOSSES (Statutory Page 14)



NAIC Group Code....0140 NAIC Company Code....25453

BUSINESS IN THE STATE OF WYOMING DURING THE YEAR

19.WY

Line of Business	Gross Premiums, Including Policy and Membership Fees, Less Return Premiums and Premiums on Policies not Taken		3 Dividends Paid or Credited to Policyholders on Direct Business	4 Direct Unearned Premium Reserves	5 Direct Losses Paid (deducting salvage)	6 Direct Losses Incurred	7 Direct Losses Unpaid	8 Direct Defense and Cost Containment Expense Paid	9 Direct Defense and Cost Containment Expense Incurred	10 Direct Defense and Cost Containment Expense Unpaid	11 Commissions and Brokerage Expenses	12 Taxes, Licenses and Fees
	1 Direct Premiums Written	2 Direct Premiums Earned										
1. Fire.....												
2.1 Allied lines.....												
2.2 Multiple peril crop.....												
2.3 Federal flood.....												
2.4 Private crop.....												
2.5 Private flood.....												
3. Farmowners multiple peril.....												
4. Homeowners multiple peril.....												
5.1 Commercial multiple peril (non-liability portion).....												
5.2 Commercial multiple peril (liability portion).....												
6. Mortgage guaranty.....												
8. Ocean marine.....												
9. Inland marine.....												
10. Financial guaranty.....												
11. Medical professional liability.....												
12. Earthquake.....												
13. Group accident and health (b).....												
14. Credit A&H (group and individual).....												
15.1 Collectively renewable A&H (b).....												
15.2 Non-cancelable A&H (b).....												
15.3 Guaranteed renewable A&H (b).....												
15.4 Non-renewable for stated reasons only (b).....												
15.5 Other accident only.....												
15.6 Medicare Title XVIII exempt from state taxes or fees.....												
15.7 All other A&H (b).....												
15.8 Federal employees health benefits plan premium.....												
16. Workers' compensation.....												
17.1 Other liability-occurrence.....	45	45		2								82
17.2 Other liability-claims-made.....												
17.3 Excess workers' compensation.....												
18. Products liability.....												
19.1 Private passenger auto no-fault (personal injury protection).....												
19.2 Other private passenger auto liability.....	15,022	13,558		6,203	(429)	4,537	(23)	659	(87)	5,455		
19.3 Commercial auto no-fault (personal injury protection).....												
19.4 Other commercial auto liability.....												
21.1 Private passenger auto physical damage.....	42,673	40,743		19,856	42,790	42,687	885	(164)	222	(150)	17,594	
21.2 Commercial auto physical damage.....												
22. Aircraft (all perils).....												
23. Fidelity.....												
24. Surety.....												
26. Burglary and theft.....						1						
27. Boiler and machinery.....												
28. Credit.....												
30. Warranty.....												
34. Aggregate write-ins for other lines of business.....	0	0	0	0	0	0	0	0	0	0	0	0
35. TOTALS (a).....	57,740	54,346	0	26,061	42,790	42,258	5,423	0	(187)	881	(237)	23,131

DETAILS OF WRITE-INS

3401.												
3402.												
3403.												
3498. Summary of remaining write-ins for Line 34 from overflow page.....	0	0	0	0	0	0	0	0	0	0	0	0
3499. TOTALS (Lines 3401 through 3403 plus 3498) (Line 34 above).....	0	0	0	0	0	0	0	0	0	0	0	0

(a) Finance and service charges not included in Lines 1 to 35 \$.....1,127.
(b) For health business on indicated lines report: Number of persons insured under PPO managed care products.....0 and number of persons insured under indemnity only products.....0.

SCHEDULE F - PART 1

Assumed Reinsurance as of December 31, Current Year (\$000 Omitted)

1 ID Number	2 NAIC Company Code	3 Name of Reinsured	4 Domiciliary Jurisdiction	5 Assumed Premium	Reinsurance On			9 Contingent Commissions Payable	10 Assumed Premiums Receivable	11 Unearned Premium	12 Funds Held by or Deposited With Reinsured Companies	13 Letters of Credit Posted	14 Amount of Assets Pledged or Compensating Balances to Secure Letters of Credit	15 Amount of Assets Pledged or Collateral Held in Trust
					6 Paid Losses and Loss Adjustment Expenses	7 Known Case Losses and LAE	8 Cols. 6 + 7							
Other U. S. Unaffiliated Insurers														
94-1517098..	25534.....	TIG Insurance Company.....	CA.....2,7632,763
0999999.	Other U. S. Unaffiliated Insurers.....		002,7632,7630000000
Pools and Associations - Mandatory Pools, Associations or Other Similar Facilities														
AA-9991105.	00000.....	California Commercial Auto Insurance Procedure.....	CA.....252222156
42-0941910..	15775.....	Iowa Fair Plan Assn.....	IA.....502
AA-9991210.	00000.....	Kentucky Fair Plan.....	KY.....101
AA-9991215.	00000.....	Minnesota Fair Plan.....	MN.....112
00-0000000..	15247.....	Missouri Prop & Cas Ins Guar Assn.....	MO.....211
AA-9991139.	00000.....	North Carolina Reinsurance Facility.....	NC.....(32,099)7,0507,0504,755
AA-9991223.	00000.....	Oregon Fair Plan.....	OR.....4112
1099999.	Pools and Associations - Mandatory Pools, Associations or Other Similar Facilities.....		(32,062)07,0757,075004,7776000
1299999.	Total Pools and Associations.....		(32,062)07,0757,075004,7776000
9999999.	Totals.....		(32,062)09,8389,838004,7776000

SCHEDULE F - PART 2

Premium Portfolio Reinsurance Effectd or (Canceled) during Current Year

1	2	3	4	5	6
ID Number	NAIC Company Code	Name of Company	Date of Contract	Original Premium	Reinsurance Premium

NONE

SCHEDULE F - PART 3

Ceded Reinsurance as of December 31, Current Year (\$000 Omitted)

1	2	3	4	5	6	Reinsurance Recoverable on									16	Reinsurance Payable		19	20
						7	8	9	10	11	12	13	14	15		17	18		
ID Number	NAIC Company Code	Name of Reinsurer	Domiciliary Jurisdiction	Special Code	Reinsurance Premiums Ceded	Paid Losses	Paid LAE	Known Case Loss Reserves	Known Case LAE Reserves	IBNR Loss Reserves	IBNR LAE Reserves	Unearned Premiums	Contingent Commissions	Col. 7 through 14 Totals	Amount in Dispute Included in Column 15	Ceded Balances Payable	Other Amounts Due to Reinsurers	Net Amount Recoverable from Reinsurers (Cols. 15 - [17 + 18])	Funds Held by Company Under Reinsurance Treaties
Authorized Affiliates-U.S. Intercompany Pooling																			
31-4177100.	23787...	Nationwide Mutual Insurance Company.....	OH....809,36343,2882,111264,33195,10549,906330,260424785,425217,552(5,915)573,7886
0199999.	Total Authorized Affiliates - U.S. Intercompany Pooling.....			809,36343,2882,111264,331095,10549,906330,260424785,4250217,552(5,915)573,7886
0899999.	Total Authorized Affiliates.....			809,36343,2882,111264,331095,10549,906330,260424785,4250217,552(5,915)573,7886
Authorized Other U.S. Unaffiliated Insurers																			
04-2672903.	37915...	Essentia Insurance Company.....	MO....278161214317117(8)162
0999999.	Total Authorized Other U.S. Unaffiliated Insurers.....			278001601201430171017(8)1620
Authorized Pools-Mandatory Pools, Associations or Other Similar Facilities																			
AA-9991500.	00000...	Illinois Mine Subsidence Fund.....	IL.....351131111256119
AA-9991501.	00000...	Indiana Mine Subsidence Fund.....	IN.....3088(2)10
AA-9991159.	00000...	Michigan Catastrophic Claims Assn.....	MI.....989141,980142,969142,969
AA-9991503.	00000...	Ohio Mine Subsidence Fund.....	OH.....5445(1)
1099999.	Total Authorized Pools - Mandatory Pools, Associations or Similar Facilities.....			709890142,093010230143,106090143,0970
1499999.	Total Authorized Excluding Protected Cells.....			809,71144,2772,111406,440095,11849,906330,426424928,7020217,578(5,923)717,0476
4399999.	Total Authorized, Unauthorized and Certified Excluding Protected Cells.....			809,71144,2772,111406,440095,11849,906330,426424928,7020217,578(5,923)717,0476
9999999.	Totals (Sum of 4399999 and 4499999).....			809,71144,2772,111406,440095,11849,906330,426424928,7020217,578(5,923)717,0476

SCHEDULE F - PART 3 (Continued)

Ceded Reinsurance as of December 31, Current Year (\$000 Omitted)

(Credit Risk)

ID Number from Col. 1	Name of Reinsurer from Col. 3	Collateral				25	26	27	Ceded Reinsurance Credit Risk								
		21	22	23	24				28	29	30	31	32	33	34	35	36
		Multiple Beneficiary Trusts	Letters of Credit	Issuing or Confirming Bank Reference Number	Single Beneficiary Trusts & Other Allowable Collateral	Total Funds Held, Payables & Collateral	Net Recoverable Net of Funds Held & Collateral	Applicable Sch. F Penalty (Col. 78)	Total Amount Recoverable from Reinsurers Less Penalty (Cols. 15 - 27)	Stressed Recoverable (Col. 28 * 120%)	Reinsurance Payable & Funds Held (Cols. 17 + 18 + 20; Not in Excess of Col. 29)	Stressed Net Recoverable (Cols. 29 - 30)	Total Collateral (Cols. 21 + 22 + 24; Not in Excess of Col. 31)	Stressed Net Recoverable Net of Collateral Offsets (Cols. 31 - 32)	Reinsurer Designation Equivalent	Credit Risk on Collateralized Recoverables (Col. 32 * Factor Applicable to Reinsurer Designation Equivalent in Col. 34)	Credit Risk on Uncollateralized Recoverables (Col. 33 * Factor Applicable to Reinsurer Designation Equivalent in Col. 34)
Authorized Affiliates-U.S. Intercompany Pooling																	
31-4177100.	Nationwide Mutual Insurance Company.....				211,643573,7820XXX.....XXX.....XXX.....XXX.....XXX.....XXX.....	...XXX....XXX.....XXX.....
0199999.	Total Authorized Affiliates - U.S. Intercompany Pooling.....00	...XXX...0211,643573,7820XXX.....XXX.....XXX.....XXX.....XXX.....XXX.....	...XXX....XXX.....XXX.....
0899999.	Total Authorized Affiliates.....00	...XXX...0211,643573,7820000000	...XXX....00
Authorized Other U.S. Unaffiliated Insurers																	
04-2672903.	Essentia Insurance Company.....				9162017120591960196208
0999999.	Total Authorized Other U.S. Unaffiliated Insurers.....00	...XXX...09162017120591960196	...XXX....08
Authorized Pools-Mandatory Pools																	
AA-9991500.	Illinois Mine Subsidence Fund.....				61190XXX.....XXX.....XXX.....XXX.....XXX.....XXX.....	...XXX....XXX.....XXX.....
AA-9991501.	Indiana Mine Subsidence Fund.....				(2)100XXX.....XXX.....XXX.....XXX.....XXX.....XXX.....	...XXX....XXX.....XXX.....
AA-9991159.	Michigan Catastrophic Claims Assn.....				0142,9690XXX.....XXX.....XXX.....XXX.....XXX.....XXX.....	...XXX....XXX.....XXX.....
AA-9991503.	Ohio Mine Subsidence Fund.....				400XXX.....XXX.....XXX.....XXX.....XXX.....XXX.....	...XXX....XXX.....XXX.....
1099999.	Total Authorized Pools - Mandatory Pools.....00	...XXX...08143,0980XXX.....XXX.....XXX.....XXX.....XXX.....XXX.....	...XXX....XXX.....XXX.....
1499999.	Total Authorized Excluding Protected Cells.....00	...XXX...0211,660717,042017120591960196	...XXX....08
4399999.	Total Authorized, Unauthorized & Certified Excl Prot Cells.00	...XXX...0211,660717,042017120591960196	...XXX....08
9999999.	Totals (Sum of 4399999 and 4499999).....00	...XXX...0211,660717,042017120591960196	...XXX....08

SCHEDULE F - PART 3 (Continued)
Ceded Reinsurance as of December 31, Current Year (\$000 Omitted)
(Aging of Ceded Reinsurance)

ID Number from Col. 1	Name of Reinsurer from Col. 3	Reinsurance Recoverable on Paid Losses and Paid Loss Adjustment Expenses							44 Total Recoverable on Paid Losses & LAE Amounts in Dispute Included in Col. 43	45 Recoverable on Paid Losses & LAE Over 90 Days Past Due Amounts in Dispute Included in Cols. 40 & 41	46 Total Recoverable on Paid Losses & LAE Amounts Not in Dispute (Cols. 43 - 44)	47 Recoverable on Paid Losses & LAE Over 90 Days Past Due Amounts Not in Dispute (Cols. 40 + 41 - 45)	48 Amounts Received Prior 90 Days	49 Percentage Overdue (Col. 42 / Col. 43)	50 Percentage of Amounts More Than 90 Days Overdue Not in Dispute (Col. 47 /[Cols. 46 + 48])	51 Percentage More Than 120 Days Overdue (Col. 41 / Col. 43)	52 Is the Amount in Col. 50 Less than 20%? (Yes or No)	53 Amounts in Col. 47 for Reinsurers with Values Less Than 20% in Col. 50	
		37 Current	Overdue					43 Total Due Cols. 37 + 42 (In Total Should Equal Cols. 7 + 8)											
			38 1 - 29 Days	39 30 - 90 Days	40 91 - 120 Days	41 Over 120 Days	42 Total Overdue (Cols. 38 + 39 + 40 +41)												
Authorized Affiliates-U.S. Intercompany Pooling																			
31-4177100.	Nationwide Mutual Insurance Company.....45,399045,39945,39900.00.00.0	0.0	YES....0
0199999.	Total Authorized Affiliates - U.S. Intercompany Pooling.....45,3990000045,3990045,399000.00.00.0	0.0	...XXX.0
0899999.	Total Authorized Affiliates.....45,3990000045,3990045,399000.00.00.0	0.0	...XXX.0
Authorized Other U.S. Unaffiliated Insurers																			
04-2672903.	Essentia Insurance Company.....00000.00.00.0	0.0	YES....0
0999999.	Total Authorized Other U.S. Unaffiliated Insurers.....0000000000000.00.00.0	0.0	...XXX.0
Authorized Pools-Mandatory Pools																			
AA-9991500.	Illinois Mine Subsidence Fund.....00000.00.00.0	0.0	YES....0
AA-9991501.	Indiana Mine Subsidence Fund.....00000.00.00.0	0.0	YES....0
AA-9991159.	Michigan Catastrophic Claims Assn.....989098998900.00.00.0	0.0	YES....0
AA-9991503.	Ohio Mine Subsidence Fund.....00000.00.00.0	0.0	YES....0
1099999.	Total Authorized Pools - Mandatory Pools.....9890000098900989000.00.00.0	0.0	...XXX.0
1499999.	Total Authorized Excluding Protected Cells.....46,3880000046,3880046,388000.00.00.0	0.0	...XXX.0
4399999.	Total Authorized, Unauthorized & Certified Excl Prot Cells.....46,3880000046,3880046,388000.00.00.0	0.0	...XXX.0
9999999.	Totals (Sum of 4399999 and 4499999).....46,3880000046,3880046,388000.00.00.0	0.0	...XXX.0

Sch. F - Pt. 3
NONE

Sch. F - Pt. 3
NONE

Sch. F - Pt. 4 Issuing or Confirming Banks for Letters of Credit from Scfpt3
NONE

SCHEDULE F - PART 5

Interrogatories for Schedule F, Part 3 (000 Omitted)

A. Report the five largest provisional commission rates included in the cedant's reinsurance treaties. The commission rate to be reported is by contract with ceded premium in excess of \$50,000.

1	2	3
Name of Reinsurer	Commission Rate	Ceded Premium
1.
2.
3.
4.
5.

B. Report the five largest reinsurance recoverables reported in Column 15, due from any one reinsurer (based on the total recoverables, Line 9999999, Column 15), the amount of ceded premium, and indicate whether the recoverables are due from an affiliated insurer.

1	2	3	4
Name of Reinsurer	Total Recoverables	Ceded Premiums	Affiliated YES or NO
6. Nationwide Mutual Insurance Company785,425809,363YES.....
7. Michigan Catastrophic Claims Assn.....142,969NO.....
8. Essentia Insurance Company.....171278NO.....
9. Illinois Mine Subsidence Fund.....12535NO.....
10. Indiana Mine Subsidence Fund.....830NO.....

NOTE: Disclosure of the five largest provisional commission rates should exclude mandatory pools and joint underwriting associations.

SCHEDULE F - PART 6

Restatement of Balance Sheet to Identify Net Credit for Reinsurance

	1 As Reported (Net of Ceded)	2 Restatement Adjustments	3 Restated (Gross of Ceded)
ASSETS (Page 2, Col. 3)			
1. Cash and invested assets (Line 12).....	160,386,056		160,386,056
2. Premiums and considerations (Line 15).....	195,571,163		195,571,163
3. Reinsurance recoverable on loss and loss adjustment expense payments (Line 16.1).....	46,388,326	(45,398,867)	989,459
4. Funds held by or deposited with reinsured companies (Line 16.2).....	5,578		5,578
5. Other assets.....	22,166,376	5,923,297	28,089,674
6. Net amount recoverable from reinsurers.....		568,021,682	568,021,682
7. Protected cell assets (Line 27).....			0
8. Totals (Line 28).....	424,517,500	528,546,113	953,063,612
LIABILITIES (Page 3)			
9. Losses and loss adjustment expenses (Lines 1 through 3).....		409,370,721	409,370,721
10. Taxes, expenses, and other obligations (Lines 4 through 8).....	1,282,757	6,347,014	7,629,771
11. Unearned premiums (Line 9).....	-	330,403,413	330,403,413
12. Advance premiums (Line 10).....	-		0
13. Dividends declared and unpaid (Line 11.1 and 11.2).....			0
14. Ceded reinsurance premiums payable (net of ceding commissions) (Line 12).....	217,578,730	(217,569,457)	9,273
15. Funds held by company under reinsurance treaties (Line 13).....	5,578	(5,578)	0
16. Amounts withheld or retained by company for account of others (Line 14).....	-		0
17. Provision for reinsurance (Line 16).....	-		0
18. Other liabilities.....	47,201,529		47,201,529
19. Total liabilities excluding protected cell business (Line 26).....	266,068,595	528,546,113	794,614,708
20. Protected cell liabilities (Line 27).....			0
21. Surplus as regards policyholders (Line 37).....	158,448,905	XXX	158,448,905
22. Totals (Line 38).....	424,517,500	528,546,113	953,063,613

NOTE: Is the restatement of this exhibit the result of grossing up balances ceded to affiliates under 100 percent reinsurance or pooling arrangements?..Yes [X] No []

If yes, give full explanation:

See Notes to Financial Statement#26

Sch. H - Pt. 1
NONE

Sch. H - Pt. 2
NONE

Sch. H - Pt. 3
NONE

Sch. H - Pt. 4
NONE

Sch. H - Pt. 5
NONE

Sch. P - Pt. 1A
NONE

Sch. P - Pt. 1B
NONE

Sch. P - Pt. 1C
NONE

Sch. P - Pt. 1D
NONE

Sch. P - Pt. 1E
NONE

Sch. P - Pt. 1F - Sn. 1
NONE

Sch. P - Pt. 1F - Sn. 2
NONE

Sch. P - Pt. 1G
NONE

Sch. P - Pt. 1H - Sn. 1
NONE

Sch. P - Pt. 1H - Sn. 2
NONE

Sch. P - Pt. 1I
NONE

Sch. P - Pt. 1J
NONE

Sch. P - Pt. 1K
NONE

Sch. P - Pt. 1L
NONE

Sch. P - Pt. 1M
NONE

Sch. P - Pt. 1N
NONE

Sch. P - Pt. 1O
NONE

Sch. P - Pt. 1P
NONE

Sch. P - Pt. 1R - Sn. 1
NONE

Sch. P - Pt. 1R - Sn. 2
NONE

Sch. P - Pt. 1S
NONE
Sch. P - Pt. 1T
NONE
Sch. P - Pt. 2A
NONE
Sch. P - Pt. 2B
NONE
Sch. P - Pt. 2C
NONE
Sch. P - Pt. 2D
NONE
Sch. P - Pt. 2E
NONE
Sch. P - Pt. 2F - Sn. 1
NONE
Sch. P - Pt. 2F - Sn. 2
NONE
Sch. P - Pt. 2G
NONE
Sch. P - Pt. 2H - Sn. 1
NONE
Sch. P - Pt. 2H - Sn. 2
NONE
Sch. P - Pt. 2I
NONE
Sch. P - Pt. 2J
NONE
Sch. P - Pt. 2K
NONE
Sch. P - Pt. 2L
NONE
Sch. P - Pt. 2M
NONE
Sch. P - Pt. 2N
NONE
Sch. P - Pt. 2O
NONE
Sch. P - Pt. 2P
NONE

Sch. P - Pt. 2R - Sn. 1
NONE

Sch. P - Pt. 2R - Sn. 2
NONE

Sch. P - Pt. 2S
NONE

Sch. P - Pt. 2T
NONE

Sch. P - Pt. 3A
NONE

Sch. P - Pt. 3B
NONE

Sch. P - Pt. 3C
NONE

Sch. P - Pt. 3D
NONE

Sch. P - Pt. 3E
NONE

Sch. P - Pt. 3F - Sn. 1
NONE

Sch. P - Pt. 3F - Sn. 2
NONE

Sch. P - Pt. 3G
NONE

Sch. P - Pt. 3H - Sn. 1
NONE

Sch. P - Pt. 3H - Sn. 2
NONE

Sch. P - Pt. 3I
NONE

Sch. P - Pt. 3J
NONE

Sch. P - Pt. 3K
NONE

Sch. P - Pt. 3L
NONE

Sch. P - Pt. 3M
NONE

Sch. P - Pt. 3N
NONE

Sch. P - Pt. 3O
NONE

Sch. P - Pt. 3P
NONE

Sch. P - Pt. 3R - Sn. 1
NONE

Sch. P - Pt. 3R - Sn. 2
NONE

Sch. P - Pt. 3S
NONE

Sch. P - Pt. 3T
NONE

Sch. P - Pt. 4A
NONE

Sch. P - Pt. 4B
NONE

Sch. P - Pt. 4C
NONE

Sch. P - Pt. 4D
NONE

Sch. P - Pt. 4E
NONE

Sch. P - Pt. 4F - Sn. 1
NONE

Sch. P - Pt. 4F - Sn. 2
NONE

Sch. P - Pt. 4G
NONE

Sch. P - Pt. 4H - Sn. 1
NONE

Sch. P - Pt. 4H - Sn. 2
NONE

Sch. P - Pt. 4I
NONE

Sch. P - Pt. 4J
NONE

Sch. P - Pt. 4K
NONE

Sch. P - Pt. 4L
NONE

Sch. P - Pt. 4M
NONE

Sch. P - Pt. 4N
NONE

Sch. P - Pt. 4O
NONE

Sch. P - Pt. 4P
NONE

Sch. P - Pt. 4R - Sn. 1
NONE

Sch. P - Pt. 4R - Sn. 2
NONE

Sch. P - Pt. 4S
NONE

Sch. P - Pt. 4T
NONE

Sch. P - Pt. 5A - Sn. 1
NONE

Sch. P - Pt. 5A - Sn. 2
NONE

Sch. P - Pt. 5A - Sn. 3
NONE

Sch. P - Pt. 5B - Sn. 1
NONE

Sch. P - Pt. 5B - Sn. 2
NONE

Sch. P - Pt. 5B - Sn. 3
NONE

Sch. P - Pt. 5C - Sn. 1
NONE

Sch. P - Pt. 5C - Sn. 2
NONE

Sch. P - Pt. 5C - Sn. 3
NONE

Sch. P - Pt. 5D - Sn. 1
NONE

Sch. P - Pt. 5D - Sn. 2
NONE

Sch. P - Pt. 5D - Sn. 3
NONE

Sch. P - Pt. 5E - Sn. 1
NONE

Sch. P - Pt. 5E - Sn. 2
NONE

Sch. P - Pt. 5E - Sn. 3
NONE

Sch. P - Pt. 5F - Sn. 1A
NONE

Sch. P - Pt. 5F - Sn. 2A
NONE

Sch. P - Pt. 5F - Sn. 3A
NONE

Sch. P - Pt. 5F - Sn. 1B
NONE

Sch. P - Pt. 5F - Sn. 2B
NONE

Sch. P - Pt. 5F - Sn. 3B
NONE

Sch. P - Pt. 5H - Sn. 1A
NONE

Sch. P - Pt. 5H - Sn. 2A
NONE

Sch. P - Pt. 5H - Sn. 3A
NONE

Sch. P - Pt. 5H - Sn. 1B
NONE

Sch. P - Pt. 5H - Sn. 2B
NONE

Sch. P - Pt. 5H - Sn. 3B
NONE

Sch. P - Pt. 5R - Sn. 1A
NONE

Sch. P - Pt. 5R - Sn. 2A
NONE

Sch. P - Pt. 5R - Sn. 3A
NONE

Sch. P - Pt. 5R - Sn. 1B
NONE

Sch. P - Pt. 5R - Sn. 2B
NONE

Sch. P - Pt. 5R - Sn. 3B
NONE

Sch. P - Pt. 5T - Sn. 1
NONE

Sch. P - Pt. 5T - Sn. 2
NONE

Sch. P - Pt. 5T - Sn. 3
NONE

Sch. P - Pt. 6C - Sn. 1
NONE

Sch. P - Pt. 6C - Sn. 2
NONE

Sch. P - Pt. 6D - Sn. 1
NONE

Sch. P - Pt. 6D - Sn. 2
NONE

Sch. P - Pt. 6E - Sn. 1
NONE

Sch. P - Pt. 6E - Sn. 2
NONE

Sch. P - Pt. 6H - Sn. 1A
NONE

Sch. P - Pt. 6H - Sn. 2A
NONE

Sch. P - Pt. 6H - Sn. 1B
NONE

Sch. P - Pt. 6H - Sn. 2B
NONE

Sch. P - Pt. 6M - Sn. 1
NONE

Sch. P - Pt. 6M - Sn. 2
NONE

Sch. P - Pt. 6N - Sn. 1
NONE

Sch. P - Pt. 6N - Sn. 2
NONE

Sch. P - Pt. 6O - Sn. 1
NONE

Sch. P - Pt. 6O - Sn. 2
NONE

Sch. P - Pt. 6R - Sn. 1A
NONE

Sch. P - Pt. 6R - Sn. 2A
NONE

Sch. P - Pt. 6R - Sn. 1B
NONE

Sch. P - Pt. 6R - Sn. 2B
NONE

Sch. P - Pt. 7A - Sn. 1
NONE

Sch. P - Pt. 7A - Sn. 2
NONE

Sch. P - Pt. 7A - Sn. 3
NONE

Sch. P - Pt. 7A - Sn. 4
NONE

Sch. P - Pt. 7A - Sn. 5
NONE

Sch. P - Pt. 7B - Sn. 1
NONE

Sch. P - Pt. 7B - Sn. 2
NONE

Sch. P - Pt. 7B - Sn. 3
NONE

SCHEDULE P - PART 7B - REINSURANCE LOSS SENSITIVE CONTRACTS (continued)

SECTION 4

Years in Which Policies Were Issued	Net Earned Premiums Reported At Year End (\$000 Omitted)									
	1	2	3	4	5	6	7	8	9	10
	2009	2010	2011	2012	2013	2014	2015	2016	2017	2018
1. Prior.....										
2. 2009.....										
3. 2010.....	.XXX									
4. 2011.....	.XXX	.XXX								
5. 2012.....	.XXX	.XXX	.XXX							
6. 2013.....	.XXX	.XXX	.XXX	.XXX						
7. 2014.....	.XXX	.XXX	.XXX	.XXX	.XXX					
8. 2015.....	.XXX	.XXX	.XXX	.XXX	.XXX	.XXX				
9. 2016.....	.XXX	.XXX	.XXX	.XXX	.XXX	.XXX	.XXX			
10. 2017.....	.XXX	.XXX	.XXX	.XXX	.XXX	.XXX	.XXX	.XXX		
11. 2018.....	.XXX	.XXX	.XXX	.XXX	.XXX	.XXX	.XXX	.XXX	.XXX	

SECTION 5

Years in Which Policies Were Issued	Net Reserve For Premium Adjustments And Accrued Retrospective Premiums At Year End (\$000 Omitted)									
	1	2	3	4	5	6	7	8	9	10
	2009	2010	2011	2012	2013	2014	2015	2016	2017	2018
1. Prior.....										
2. 2009.....										
3. 2010.....	.XXX									
4. 2011.....	.XXX	.XXX								
5. 2012.....	.XXX	.XXX	.XXX							
6. 2013.....	.XXX	.XXX	.XXX	.XXX						
7. 2014.....	.XXX	.XXX	.XXX	.XXX	.XXX					
8. 2015.....	.XXX	.XXX	.XXX	.XXX	.XXX	.XXX				
9. 2016.....	.XXX	.XXX	.XXX	.XXX	.XXX	.XXX	.XXX			
10. 2017.....	.XXX	.XXX	.XXX	.XXX	.XXX	.XXX	.XXX	.XXX		
11. 2018.....	.XXX	.XXX	.XXX	.XXX	.XXX	.XXX	.XXX	.XXX	.XXX	

SECTION 6

Years in Which Policies Were Issued	Incurred Adjustable Commissions Reported At Year End (\$000 Omitted)									
	1	2	3	4	5	6	7	8	9	10
	2009	2010	2011	2012	2013	2014	2015	2016	2017	2018
1. Prior.....										
2. 2009.....										
3. 2010.....	.XXX									
4. 2011.....	.XXX	.XXX								
5. 2012.....	.XXX	.XXX	.XXX							
6. 2013.....	.XXX	.XXX	.XXX	.XXX						
7. 2014.....	.XXX	.XXX	.XXX	.XXX	.XXX					
8. 2015.....	.XXX	.XXX	.XXX	.XXX	.XXX	.XXX				
9. 2016.....	.XXX	.XXX	.XXX	.XXX	.XXX	.XXX	.XXX			
10. 2017.....	.XXX	.XXX	.XXX	.XXX	.XXX	.XXX	.XXX	.XXX		
11. 2018.....	.XXX	.XXX	.XXX	.XXX	.XXX	.XXX	.XXX	.XXX	.XXX	

SECTION 7

Years in Which Policies Were Issued	Reserves For Commission Adjustments At Year End (\$000 Omitted)									
	1	2	3	4	5	6	7	8	9	10
	2009	2010	2011	2012	2013	2014	2015	2016	2017	2018
1. Prior.....										
2. 2009.....										
3. 2010.....	.XXX									
4. 2011.....	.XXX	.XXX								
5. 2012.....	.XXX	.XXX	.XXX							
6. 2013.....	.XXX	.XXX	.XXX	.XXX						
7. 2014.....	.XXX	.XXX	.XXX	.XXX	.XXX					
8. 2015.....	.XXX	.XXX	.XXX	.XXX	.XXX	.XXX				
9. 2016.....	.XXX	.XXX	.XXX	.XXX	.XXX	.XXX	.XXX			
10. 2017.....	.XXX	.XXX	.XXX	.XXX	.XXX	.XXX	.XXX	.XXX		
11. 2018.....	.XXX	.XXX	.XXX	.XXX	.XXX	.XXX	.XXX	.XXX	.XXX	

NATIONWIDE INSURANCE COMPANY OF AMERICA
SCHEDULE P INTERROGATORIES

1.

The following questions relate to yet-to-be-issued Extended Reporting Endorsements (EREs) arising from Death, Disability, or Retirement (DDR) provisions in Medical Professional Liability Claims-Made insurance policies. EREs provided for reasons other than DDR are not be included.
- 1.1

Does the company issue Medical Professional Liability Claims-Made insurance policies that provide tail (also known as an extended reporting endorsement, or "ERE") benefits in the event of Death, Disability, or Retirement (DDR) at a reduced charge or at no additional cost?
If the answer to question 1.1 is "no", leave the following questions blank. If the answer to question 1.1 is "yes", please answer the following questions.

Yes [] No [X]
- 1.2

What is the total amount of the reserve for that provision (DDR reserve), as reported, explicitly or not, elsewhere in this statement (in dollars)?

.....
- 1.3

Does the company report any DDR reserve as Unearned Premium Reserve per SSAP #65?

Yes [] No []
- 1.4

Does the company report any DDR reserve as loss or loss adjustment expense reserve?

Yes [] No []
- 1.5

If the company reports DDR reserve as Unearned Premium Reserve, does that amount match the figure on the Underwriting and Investment Exhibit, Part 1A - Recapitulation of all Premiums (Page 7) Column 2, Lines 11.1 plus 11.2?

Yes [] No [] N/A[]
- 1.6

If the company reports DDR reserve as loss or loss adjustment expense reserve, please complete the following table corresponding to where these reserves are reported in Schedule P:

Years in Which Premiums Were Earned and Losses Were Incurred		DDR Reserve Included in Schedule P, Part 1F, Medical Professional Liability Column 24: Total Net Losses and Expenses Unpaid	
		1 Section 1: Occurrence	2 Section 2: Claims-Made
1.601	Prior.....
1.602	2009.....
1.603	2010.....
1.604	2011.....
1.605	2012.....
1.606	2013.....
1.607	2014.....
1.608	2015.....
1.609	2016.....
1.610	2017.....
1.611	2018.....
1.612	Totals.....00

2.

The definition of allocated loss adjustment expenses (ALAE) and, therefore, unallocated loss adjustment expenses (ULAE) was changed effective January 1, 1998. This change in definition applies to both paid and unpaid expenses. Are these expenses (now reported as "Defense and Cost Containment" and "Adjusting and Other") reported in compliance with these definitions in this statement?

Yes [X] No []
3.

The Adjusting and Other expense payments and reserves should be allocated to the years in which the losses were incurred based on the number of claims reported, closed and outstanding in those years. When allocating Adjusting and Other expense between companies in a group or a pool, the Adjusting and Other expense should be allocated in the same percentage used for the loss amounts and the claim counts. For reinsurers, Adjusting and Other expense assumed should be reported according to the reinsurance contract. For Adjusting and Other expense incurred by reinsurers, or in those situations where suitable claim count information is not available, Adjusting and Other expense should be allocated by a reasonable method determined by the company and described in Interrogatory 7, below. Are they so reported in this statement?

Yes [X] No []
4.

Do any lines in Schedule P include reserves that are reported gross of any discount to present value of future payments, and that are reported net of such discounts on Page 10?

Yes [] No [X]

If yes, proper disclosure must be made in the Notes to Financial Statements, as specified in the Instructions. Also, the discounts must be reported in Schedule P - Part 1, Columns 32 and 33.

Schedule P must be completed gross of non-tabular discounting. Work papers relating to discount calculations must be available for examination upon request.

Discounting is allowed only if expressly permitted by the state insurance department to which this Annual Statement is being filed.

5.

What were the net premiums in force at the end of the year for: (in thousands of dollars)

5.1 Fidelity
5.2 Surety

.....
.....
6.

Claim count information is reported per claim or per claimant. (Indicate which).
If not the same in all years, explain in Interrogatory 7.

PER CLAIM
- 7.1

The information provided in Schedule P will be used by many persons to estimate the adequacy of the current loss and expense reserves, among other things. Are there any especially significant events, coverage, retention or accounting changes that have occurred that must be considered when making such analyses?

Yes [] No [X]
- 7.2

An extended statement may be attached.

SCHEDULE T - PART 2

INTERSTATE COMPACT - EXHIBIT OF PREMIUMS WRITTEN

Allocated by States and Territories

		Direct Business Only				
		1 Life (Group and Individual)	2 Annuities (Group and Individual)	3 Disability Income (Group and Individual)	4 Long-Term Care (Group and Individual)	5 Deposit-Type Contracts
States, Etc.						
						6 Totals
1.	Alabama.....AL				0
2.	Alaska.....AK				0
3.	Arizona.....AZ				0
4.	Arkansas.....AR				0
5.	California.....CA				0
6.	Colorado.....CO				0
7.	Connecticut.....CT				0
8.	Delaware.....DE				0
9.	District of Columbia.....DC				0
10.	Florida.....FL				0
11.	Georgia.....GA				0
12.	Hawaii.....HI				0
13.	Idaho.....ID				0
14.	Illinois.....IL				0
15.	Indiana.....IN				0
16.	Iowa.....IA				0
17.	Kansas.....KS				0
18.	Kentucky.....KY				0
19.	Louisiana.....LA				0
20.	Maine.....ME				0
21.	Maryland.....MD				0
22.	Massachusetts.....MA				0
23.	Michigan.....MI				0
24.	Minnesota.....MN				0
25.	Mississippi.....MS				0
26.	Missouri.....MO				0
27.	Montana.....MT				0
28.	Nebraska.....NE				0
29.	Nevada.....NV				0
30.	New Hampshire.....NH				0
31.	New Jersey.....NJ				0
32.	New Mexico.....NM				0
33.	New York.....NY				0
34.	North Carolina.....NC				0
35.	North Dakota.....ND				0
36.	Ohio.....OH				0
37.	Oklahoma.....OK				0
38.	Oregon.....OR				0
39.	Pennsylvania.....PA				0
40.	Rhode Island.....RI				0
41.	South Carolina.....SC				0
42.	South Dakota.....SD				0
43.	Tennessee.....TN				0
44.	Texas.....TX				0
45.	Utah.....UT				0
46.	Vermont.....VT				0
47.	Virginia.....VA				0
48.	Washington.....WA				0
49.	West Virginia.....WV				0
50.	Wisconsin.....WI				0
51.	Wyoming.....WY				0
52.	American Samoa.....AS				0
53.	Guam.....GU				0
54.	Puerto Rico.....PR				0
55.	US Virgin Islands.....VI				0
56.	Northern Mariana Islands...MP				0
57.	Canada.....CAN				0
58.	Aggregate Other Alien.....OT				0
59.	Totals.....00000

NONE

SCHEDULE Y

PART 1A - DETAIL OF INSURANCE HOLDING COMPANY SYSTEM

1	2	3	4	5	6	7	8	9	10	11	12	13	14	15	16
Group Code	Group Name	NAIC Company Code	ID Number	Federal RSSD	CIK	Name of Securities Exchange if Publicly Traded (U.S. or International)	Names of Parent, Subsidiaries or Affiliates	Domiciliary Location	Relationship to Reporting Entity	Directly Controlled by (Name of Entity/Person)	Type of Control (Ownership Board, Management, Attorney-in-Fact, Influence, Other)	If Control is Ownership Provide Percentage	Ultimate Controlling Entity(ies)/Person(s)	Is an SCA Filing Required? (Y/N)	*
Members															
0140	Nationwide.....		31-1486309..	n/a.....			10 W. Nationwide, LLC.....	OH.....	NIA.....	Nationwide Realty Investors, Ltd.....	ownership.....	...100.000	Nationwide Mutual Insurance Company.....	...N.....	
0140	Nationwide.....		31-1486309..	n/a.....			1000 Yard Street, LLC.....	OH.....	NIA.....	Nationwide Realty Investors, Ltd.....	ownership.....	...100.000	Nationwide Mutual Insurance Company.....	...N.....	
0140	Nationwide.....		31-1486309..	n/a.....			1015 Long Street, LLC.....	OH.....	NIA.....	Nationwide Realty Investors, Ltd.....	ownership.....	...100.000	Nationwide Mutual Insurance Company.....	...N.....	
0140	Nationwide.....		31-1486309..	n/a.....			1050 Yard Street, LLC.....	OH.....	NIA.....	Nationwide Realty Investors, Ltd.	ownership.....	...100.000	Nationwide Mutual Insurance Company.....	...N.....	
0140	Nationwide.....		31-1486309..	n/a.....			1125 Rail Street, LLC.....	OH.....	NIA.....	Nationwide Realty Investors, Ltd.....	ownership.....	...100.000	Nationwide Mutual Insurance Company.....	...N.....	
0140	Nationwide.....		31-1733036..	n/a.....			120 Acre Partners, LLC.....	DE.....	NIA.....	Nationwide Realty Investors, Ltd.....	ownership.....	...95.000	Nationwide Mutual Insurance Company.....	...N.....	1.....
0140	Nationwide.....		20-4939866..	n/a.....			1125 Yard Street, LLC.....	OH.....	NIA.....	NRI Equity Land Investments, LLC.....	ownership.....	...100.000	Nationwide Mutual Insurance Company.....	...N.....	
0140	Nationwide.....			n/a.....			1175 Bobcat Avenue, LLC.....	OH.....	NIA.....	NRI Equity Land Investments, LLC.....	ownership.....	...100.000	Nationwide Mutual Insurance Company.....	...N.....	
0140	Nationwide.....		26-2451988..	n/a.....			1492 Capital, LLC.....	OH.....	NIA.....	Nationwide Mutual Insurance Company.....	ownership.....	...100.000	Nationwide Mutual Insurance Company.....	...N.....	
0140	Nationwide.....		31-1486309..	n/a.....			111 Rivulon Boulevard, LLC.....	OH.....	NIA.....	NRI-Rivulon, LLC.....	ownership.....	...100.000	Nationwide Mutual Insurance Company.....	...N.....	
0140	Nationwide.....		31-1486309..	n/a.....			155 Rivulon Boulevard, LLC.....	OH.....	NIA.....	NRI-Rivulon, LLC.....	ownership.....	...100.000	Nationwide Mutual Insurance Company.....	...N.....	
0140	Nationwide.....		31-1486309..	n/a.....			161 Rivulon Boulevard, LLC.....	OH.....	NIA.....	NRI-Rivulon, LLC.....	ownership.....	...100.000	Nationwide Mutual Insurance Company.....	...N.....	
0140	Nationwide.....		31-1580283..	n/a.....			170 Marconi, LLC.....	OH.....	NIA.....	NWD Investments, LLC.....	ownership.....	...100.000	Nationwide Mutual Insurance Company.....	...N.....	
0140	Nationwide.....		31-1580283..	n/a.....			245 Parks Edge Place, LLC.....	OH.....	NIA.....	NWD Investments, LLC.....	ownership.....	...100.000	Nationwide Mutual Insurance Company.....	...N.....	
0140	Nationwide.....		31-1486309..	n/a.....			275 Rivulon Boulevard, LLC.....	OH.....	NIA.....	NRI-Rivulon, LLC.....	ownership.....	...100.000	Nationwide Mutual Insurance Company.....	...N.....	
0140	Nationwide.....		31-1486309..	n/a.....			300 Rivulon Boulevard, LLC.....	OH.....	NIA.....	NRI-Rivulon, LLC.....	ownership.....	...100.000	Nationwide Mutual Insurance Company.....	...N.....	
0140	Nationwide.....		31-1486309..	n/a.....			310 Rivulon Boulevard, LLC.....	OH.....	NIA.....	NRI-Rivulon, LLC.....	ownership.....	...100.000	Nationwide Mutual Insurance Company.....	...N.....	
0140	Nationwide.....		31-1486309..	n/a.....			343 N. Front, LLC.....	OH.....	NIA.....	Nationwide Realty Investors, Ltd.....	ownership.....	...100.000	Nationwide Mutual Insurance Company.....	...N.....	
0140	Nationwide.....			n/a.....			400 Rivulon Boulevard, LLC.....	OH.....	NIA.....	NRI-Rivulon, LLC.....	ownership.....	...100.000	Nationwide Mutual Insurance Company.....	...N.....	
0140	Nationwide.....		31-1580283..	n/a.....			400 West Nationwide Boulevard, LLC.....	OH.....	NIA.....	NWD Investments, LLC.....	ownership.....	...100.000	Nationwide Mutual Insurance Company.....	...N.....	
0140	Nationwide.....			n/a.....			410 Rivulon Boulevard, LLC.....	OH.....	NIA.....	NRI-Rivulon, LLC.....	ownership.....	...100.000	Nationwide Mutual Insurance Company.....	...N.....	
0140	Nationwide.....		31-1580283..	n/a.....			425 West Nationwide Boulevard, LLC.....	OH.....	NIA.....	NWD Investments, LLC.....	ownership.....	...100.000	Nationwide Mutual Insurance Company.....	...N.....	
0140	Nationwide.....		31-1486309..	n/a.....			44 Chestnut, LLC.....	OH.....	NIA.....	Nationwide Realty Investors, Ltd.....	ownership.....	...100.000	Nationwide Mutual Insurance Company.....	...N.....	
0140	Nationwide.....		31-1486309..	n/a.....			75 Rivulon Boulevard, LLC.....	OH.....	NIA.....	NRI-Rivulon, LLC.....	ownership.....	...100.000	Nationwide Mutual Insurance Company.....	...N.....	
0140	Nationwide.....		20-4939866..	n/a.....			775 Yard Street, LLC.....	OH.....	NIA.....	NRI Equity Land Investments, LLC.....	ownership.....	...100.000	Nationwide Mutual Insurance Company.....	...N.....	
0140	Nationwide.....		20-4939866..	n/a.....			777 Swan Street, LLC.....	OH.....	NIA.....	NRI Equity Land Investments, LLC.....	ownership.....	...100.000	Nationwide Mutual Insurance Company.....	...N.....	
0140	Nationwide.....		20-4939866..	n/a.....			780 Yard Street, LLC.....	OH.....	NIA.....	NRI Equity Land Investments, LLC.....	ownership.....	...100.000	Nationwide Mutual Insurance Company.....	...N.....	
0140	Nationwide.....		20-4939866..	n/a.....			795 Rail Street, LLC.....	OH.....	NIA.....	NRI Equity Land Investments, LLC.....	ownership.....	...100.000	Nationwide Mutual Insurance Company.....	...N.....	
0140	Nationwide.....		20-4939866..	n/a.....			800 Bobcat Avenue, LLC.....	OH.....	NIA.....	NRI Equity Land Investments, LLC.....	ownership.....	...100.000	Nationwide Mutual Insurance Company.....	...N.....	
0140	Nationwide.....		20-4939866..	n/a.....			800 Goodale Boulevard, LLC.....	OH.....	NIA.....	NRI Equity Land Investments, LLC.....	ownership.....	...100.000	Nationwide Mutual Insurance Company.....	...N.....	
0140	Nationwide.....		20-4939866..	n/a.....			800 Yard Street, LLC.....	OH.....	NIA.....	NRI Equity Land Investments, LLC.....	ownership.....	...100.000	Nationwide Mutual Insurance Company.....	...N.....	
0140	Nationwide.....		20-4939866..	n/a.....			805 Bobcat Avenue, LLC.....	OH.....	NIA.....	GVY Residential, LLC.....	ownership.....	...100.000	Nationwide Mutual Insurance Company.....	...N.....	
0140	Nationwide.....		20-4939866..	n/a.....			808 Yard Street, LLC.....	OH.....	NIA.....	GVY Residential, LLC.....	ownership.....	...100.000	Nationwide Mutual Insurance Company.....	...N.....	
0140	Nationwide.....		20-4939866..	n/a.....			820 Goodale Boulevard, LLC.....	OH.....	NIA.....	NRI Equity Land Investments, LLC.....	ownership.....	...100.000	Nationwide Mutual Insurance Company.....	...N.....	
0140	Nationwide.....		20-4939866..	n/a.....			825 Junction Way, LLC.....	OH.....	NIA.....	GVY Residential, LLC.....	ownership.....	...100.000	Nationwide Mutual Insurance Company.....	...N.....	
			37-1865892..	n/a.....			828 at the Yard Condominimums Home Owners Association	OH.....	OTH.....	Other non-Nationwide.....	n/a.....		Other non-Nationwide.....	...N.....	2.....

SCHEDULE Y

PART 1A - DETAIL OF INSURANCE HOLDING COMPANY SYSTEM

1	2	3	4	5	6	7	8	9	10	11	12	13	14	15	16
Group Code	Group Name	NAIC Company Code	ID Number	Federal RSSD	CIK	Name of Securities Exchange if Publicly Traded (U.S. or International)	Names of Parent, Subsidiaries or Affiliates	Domiciliary Location	Relationship to Reporting Entity	Directly Controlled by (Name of Entity/Person)	Type of Control (Ownership Board, Management, Attorney-in-Fact, Influence, Other)	If Control is Ownership Provide Percentage	Ultimate Controlling Entity(ies)/Person(s)	Is an SCA Filing Required? (Y/N)	*
97.1	0140 Nationwide.....	20-4939866..	n/a.....	828 Bobcat Avenue, LLC.....	OH.....	NIA.....	NRI Equity Land Investments, LLC.....	ownership.....	...100.000	Nationwide Mutual Insurance Company.....N.....
	0140 Nationwide.....	20-4939866..	n/a.....	840 Third Avenue, LLC.....	OH.....	NIA.....	NRI Equity Land Investments, LLC.....	ownership.....	...100.000	Nationwide Mutual Insurance Company.....N.....
	0140 Nationwide.....	20-4939866..	n/a.....	845 Yard Street, LLC.....	OH.....	NIA.....	GVY Residential, LLC.....	ownership.....	...100.000	Nationwide Mutual Insurance Company.....N.....
	0140 Nationwide.....	20-4939866..	n/a.....	860 Third Avenue, LLC.....	OH.....	NIA.....	NRI Equity Land Investments, LLC.....	ownership.....	...100.000	Nationwide Mutual Insurance Company.....N.....
	0140 Nationwide.....	20-4939866..	n/a.....	880 Third Avenue, LLC.....	OH.....	NIA.....	NRI Equity Land Investments, LLC.....	ownership.....	...100.000	Nationwide Mutual Insurance Company.....N.....
	0140 Nationwide.....	20-4939866..	n/a.....	895 W. Third Avenue, LLC.....	OH.....	NIA.....	NRI Equity Land Investments, LLC.....	ownership.....	...100.000	Nationwide Mutual Insurance Company.....N.....
	0140 Nationwide.....	20-4939866..	n/a.....	950 Dorchester Way, LLC.....	OH.....	NIA.....	GVY Residential, LLC.....	ownership.....	...100.000	Nationwide Mutual Insurance Company.....N.....
	0140 Nationwide.....	31-1486309..	n/a.....	960 Bobcat Avenue, LLC.....	OH.....	NIA.....	Nationwide Realty Investors, Ltd.....	ownership.....	...100.000	Nationwide Mutual Insurance Company.....N.....
	0140 Nationwide.....	31-1486309..	n/a.....	975 Rail Street, LLC.....	OH.....	NIA.....	Nationwide Realty Investors, Ltd.....	ownership.....	...100.000	Nationwide Mutual Insurance Company.....N.....
	0140 Nationwide.....	31-1486309..	n/a.....	995 Yard Street, LLC.....	OH.....	NIA.....	Nationwide Realty Investors, Ltd.....	ownership.....	...100.000	Nationwide Mutual Insurance Company.....N.....
	0140 Nationwide.....	31-1680808..	n/a.....	AD Investments, LLC.....	OH.....	NIA.....	Nationwide Realty Investors, Ltd.....	ownership.....	...60.000	Nationwide Mutual Insurance Company.....N.....	1.....
	0140 Nationwide.....	31-1580283..	n/a.....	ADTV, LLC.....	OH.....	NIA.....	NWD Investments, LLC.....	ownership.....	...100.000	Nationwide Mutual Insurance Company.....N.....
	0140 Nationwide.....	52-2227314..	n/a.....	AGMC Reinsurance, Ltd.....	TCA.....	NIA.....	Nationwide Advantage Mortgage Company.....	ownership.....	...100.000	Nationwide Mutual Insurance Company.....N.....
	0140 Nationwide.....	42-1011300..	n/a.....	ALLIED General Agency Company.....	IA.....	IA.....	AMCO Insurance Company.....	ownership.....	...100.000	Nationwide Mutual Insurance Company.....N.....
	0140 Nationwide.....	42-0958655..	n/a.....	ALLIED Group, Inc.....	IA.....	UDP.....	Allied Holdings (Delaware), Inc.....	ownership.....	...100.000	Nationwide Mutual Insurance Company.....N.....
	0140 Nationwide.....	46-4628790..	n/a.....	Allied Holdings (Delaware), Inc.....	DE.....	IA.....	Nationwide Mutual Insurance Company.....	ownership.....	...100.000	Nationwide Mutual Insurance Company.....Y.....
	0140 Nationwide.....	10127..	27-0114983..	n/a.....	ALLIED Insurance Company of America.....	OH.....	IA.....	Nationwide Mutual Insurance Company.....	ownership.....	...100.000	Nationwide Mutual Insurance Company.....N.....
	0140 Nationwide.....	42579..	42-1201931..	n/a.....	ALLIED Property and Casualty Insurance Company.....	IA.....	IA.....	ALLIED Group, Inc.....	ownership.....	...100.000	Nationwide Mutual Insurance Company.....N.....
	0140 Nationwide.....	42-1527863..	n/a.....	ALLIED Texas Agency, Inc.....	TX.....	IA.....	AMCO Insurance Company.....	ownership.....	...100.000	Nationwide Mutual Insurance Company.....N.....
	0140 Nationwide.....	19100..	42-6054959..	n/a.....	AMCO Insurance Company.....	IA.....	IA.....	ALLIED Group, Inc.....	ownership.....	...100.000	Nationwide Mutual Insurance Company.....N.....
	0140 Nationwide.....	59-1031596..	n/a.....	American Marine Underwriters, Inc.....	FL.....	IA.....	Nationwide Mutual Insurance Company.....	ownership.....	...100.000	Nationwide Mutual Insurance Company.....N.....
	0140 Nationwide.....	81-4532504..	n/a.....	American Tax Credit Fund 2017-A, LLC.....	OH.....	NIA.....	Nationwide Life Insurance Company.....	ownership.....	...100.000	Nationwide Mutual Insurance Company.....N.....
	0140 Nationwide.....	82-2001573..	n/a.....	American Tax Credit Fund 2017-B, LLC.....	OH.....	NIA.....	Nationwide Life Insurance Company.....	ownership.....	...100.000	Nationwide Mutual Insurance Company.....N.....
	0140 Nationwide.....	82-4591498..	n/a.....	American Tax Credit Fund 2018-A, LLC.....	OH.....	NIA.....	Nationwide Life Insurance Company.....	ownership.....	...100.000	Nationwide Mutual Insurance Company.....N.....
	0140 Nationwide.....	83-0606592..	n/a.....	American Tax Credit Fund 2018-B, LLC.....	OH.....	NIA.....	Nationwide Life Insurance Company.....	ownership.....	...100.000	Nationwide Mutual Insurance Company.....N.....
	0140 Nationwide.....	83-0620232..	n/a.....	American Tax Credit Fund 2018-C, LLC.....	OH.....	NIA.....	Nationwide Life Insurance Company.....	ownership.....	...100.000	Nationwide Mutual Insurance Company.....N.....
	0140 Nationwide.....	31-1580283..	n/a.....	Arena District CA I, LLC.....	OH.....	NIA.....	NWD Investments, LLC.....	ownership.....	...100.000	Nationwide Mutual Insurance Company.....N.....
	36-4857239..	n/a.....	Arena District Garage Condominium Association.....	OH.....	OTH.....	Other non-Nationwide.....	n/a.....	Other non-Nationwide.....N.....	2.....
	90-0280710..	n/a.....	Arena District Owners Association.....	OH.....	OTH.....	Other non-Nationwide.....	n/a.....	Other non-Nationwide.....N.....	2.....
	35-2582728..	n/a.....	Arena District Swim Club Association.....	OH.....	OTH.....	Other non-Nationwide.....	n/a.....	Other non-Nationwide.....N.....	2.....
	0140 Nationwide.....	31-1486309..	n/a.....	Ballantrae Woods, LLC.....	OH.....	NIA.....	Nationwide Realty Investors, Ltd.....	ownership.....	...100.000	Nationwide Mutual Insurance Company.....N.....
	0140 Nationwide.....	26-4083207..	n/a.....	Berkshire Crossing Development, LLC.....	DE.....	NIA.....	NorthStar Commercial Development, LLC.....	ownership.....	...100.000	Nationwide Mutual Insurance Company.....N.....
	0140 Nationwide.....	31-1555487..	n/a.....	Broad Street Retail, LLC.....	DE.....	NIA.....	Nationwide Realty Investors, Ltd.....	ownership.....60.000	Nationwide Mutual Insurance Company.....N.....	1.....

SCHEDULE Y

PART 1A - DETAIL OF INSURANCE HOLDING COMPANY SYSTEM

97.2

1	2	3	4	5	6	7	8	9	10	11	12	13	14	15	16
Group Code	Group Name	NAIC Company Code	ID Number	Federal RSSD	CIK	Name of Securities Exchange if Publicly Traded (U.S. or International)	Names of Parent, Subsidiaries or Affiliates	Domiciliary Location	Relationship to Reporting Entity	Directly Controlled by (Name of Entity/Person)	Type of Control (Ownership Board, Management, Attorney-in-Fact, Influence, Other)	If Control is Ownership Provide Percentage	Ultimate Controlling Entity(ies)/Person(s)	Is an SCA Filing Required? (Y/N)	*
0140	Nationwide.....	20-3624379..	n/a.....	Brooke School Investment Fund, LLC.....	DE.....	NIA.....	Nationwide Mutual Insurance Company.....	ownership.....	...100.000	Nationwide Mutual Insurance Company.....N.....
0140	Nationwide.....	26-0899413..	n/a.....	CHP New Markets Investment Fund, LLC.....	OH.....	OTH.....	Nationwide Mutual Insurance Company.....	Limited partner50.000	other non-Nationwide.....N.....	2.....
0140	Nationwide.....	20-1618232..	n/a.....	CNRI-Cannonsport Condominium, LLC.....	OH.....	NIA.....	CNRI-Cannonsport, LLC.....	ownership.....	...100.000	Nationwide Mutual Insurance Company.....N.....
0140	Nationwide.....	20-1618232..	n/a.....	CNRI- Cannonsport, LLC.....	OH.....	NIA.....	Nationwide Realty Investors, Ltd.....	ownership.....	...100.000	Nationwide Mutual Insurance Company.....N.....
.....	n/a.....	n/a.....	Co-Investment Fund, LLC.....	DE.....	OTH.....	Other non-Nationwide.....	n/a.....	Other non-Nationwide.....N.....	2.....
0140	Nationwide.....	31-1579973..	n/a.....	COLHOC Limited Partnership.....	OH.....	NIA.....	NRI Arena, LLC.....	ownership.....	...30.760	Other non-Nationwide.....N.....	1.....
0140	Nationwide.....	29262.....	74-1061659..	n/a.....	Colonial County Mutual Insurance Company.....	TX.....	IA.....	Other non-Nationwide.....	contract.....	Other non-Nationwide.....N.....
.....	45-4901238..	n/a.....	Columbus Arena Management, LLC.....	OH.....	OTH.....	Other non-Nationwide.....	n/a.....	Other non-Nationwide.....N.....	2.....
0140	Nationwide.....	31-1486309..	n/a.....	Cottages at Hyatts LLC.....	OH.....	NIA.....	Nationwide Realty Investors, Ltd.....	ownership.....	...100.000	Nationwide Mutual Insurance Company.....N.....
0140	Nationwide.....	18961.....	68-0066866..	n/a.....	Crestbrook Insurance Company.....	OH.....	IA.....	Nationwide Mutual Insurance Company.....	ownership.....	...100.000	Nationwide Mutual Insurance Company.....N.....
0140	Nationwide.....	31-1486309..	n/a.....	Crewville, Ltd.....	OH.....	NIA.....	Nationwide Realty Investors, Ltd.....	ownership.....	...100.000	Nationwide Mutual Insurance Company.....N.....
0140	Nationwide.....	42587.....	42-1207150..	n/a.....	Depositors Insurance Company.....	IA.....	IA.....	ALLIED Group, Inc.....	ownership.....	...100.000	Nationwide Mutual Insurance Company.....N.....
.....	46-4104813..	n/a.....	Discover Affordable Housing Investment Fund I LLC	OH.....	OTH.....	Other non-Nationwide.....	n/a.....	Other non-Nationwide.....N.....	2.....
0140	Nationwide.....	33-0096671..	n/a.....	DVM Insurance Agency.....	CA.....	NIA.....	Veterinary Pet Insurance Company.....	ownership.....	...100.000	Nationwide Mutual Insurance Company.....N.....
0140	Nationwide.....	15821.....	47-4523959..	n/a.....	Eagle Captive Reinsurance, LLC.....	OH.....	IA.....	Nationwide Life Insurance Company.....	ownership.....	...100.000	Nationwide Mutual Insurance Company.....N.....
0140	Nationwide.....	20-1945276..	n/a.....	East of Madison, LLC.....	DE.....	NIA.....	120 Acre Partners, Ltd.....	ownership.....	...24.910	Nationwide Mutual Insurance Company.....N.....	1.....
0140	Nationwide.....	20-1945276..	n/a.....	East of Madison, LLC.....	DE.....	NIA.....	ND La Quinta Partners, LLC.....	ownership.....	...75.090	Nationwide Mutual Insurance Company.....N.....	1.....
.....	30-0951639..	n/a.....	ERN-4 Property Owners Association, Inc.....	OH.....	OTH.....	Other non-Nationwide.....	n/a.....	Other non-Nationwide.....N.....	2.....
0140	Nationwide.....	13838.....	42-0618271..	n/a.....	Farmland Mutual Insurance Company.....	IA.....	OTH.....	Other non-Nationwide.....	debt.....	Other non-Nationwide.....N.....	2.....
0140	Nationwide.....	22209.....	75-6013587..	n/a.....	Freedom Specialty Insurance Company.....	OH.....	IA.....	Scottsdale Insurance Company	ownership.....	...100.000	Nationwide Mutual Insurance Company.....N.....
.....	46-4736379..	n/a.....	GPN-1 Property Owners Association, Inc.....	OH.....	OTH.....	Other non-Nationwide.....	n/a.....	other non-Nationwide.....N.....	2.....
0140	Nationwide.....	20-4939866..	n/a.....	Grandview Yard Hotel Holdings, LLC.....	OH.....	NIA.....	NRI Equity Land Investments, LLC.....	ownership.....	...100.000	Nationwide Mutual Insurance Company.....N.....
0140	Nationwide.....	20-4939866..	n/a.....	Grandview Yard Hotel, LLC.....	OH.....	NIA.....	Grandview Yard Hotel Holdings, LLC.....	ownership.....	...100.000	Nationwide Mutual Insurance Company.....N.....
0140	Nationwide.....	20-4939866..	n/a.....	GVY Residential, LLC.....	OH.....	NIA.....	NRI Equity Land Investments, LLC.....	ownership.....	...100.000	Nationwide Mutual Insurance Company.....N.....
0140	Nationwide.....	31-1486309..	n/a.....	Harlem Road Developers, LLC.....	OH.....	NIA.....	Nationwide Realty Investors, Ltd.....	ownership.....	...100.000	Nationwide Mutual Insurance Company.....N.....
0140	Nationwide.....	51-0241172..	n/a.....	Harleysville Group Inc.....	DE.....	NIA.....	Allied Holdings (Delaware), Inc.....	ownership.....	...100.000	Nationwide Mutual Insurance Company.....N.....
0140	Nationwide.....	23582.....	41-0417250..	n/a.....	Harleysville Insurance Company.....	OH.....	IA.....	Harleysville Group, Inc.....	ownership.....	...100.000	Nationwide Mutual Insurance Company.....N.....
.....
0140	Nationwide.....	42900.....	23-2253669..	n/a.....	Harleysville Insurance Company of New Jersey	NJ.....	IA.....	Harleysville Group, Inc.....	ownership.....	...100.000	Nationwide Mutual Insurance Company.....N.....
0140	Nationwide.....	10674.....	23-2864924..	n/a.....	Harleysville Insurance Company of New York...	OH.....	IA.....	Harleysville Group, Inc.....	ownership.....	...100.000	Nationwide Mutual Insurance Company.....N.....
0140	Nationwide.....	14516.....	38-3198542..	n/a.....	Harleysville Lake States Insurance Company....	MI.....	IA.....	Harleysville Group, Inc.....	ownership.....	...100.000	Nationwide Mutual Insurance Company.....N.....
0140	Nationwide.....	64327.....	23-1580983..	n/a.....	Harleysville Life Insurance Company.....	OH.....	IA.....	Nationwide Mutual Insurance Company.....	ownership.....	...100.000	Nationwide Mutual Insurance Company.....N.....
0140	Nationwide.....	35696.....	23-2384978..	n/a.....	Harleysville Preferred Insurance Company.....	OH.....	IA.....	Harleysville Group, Inc.....	ownership.....	...100.000	Nationwide Mutual Insurance Company.....N.....
0140	Nationwide.....	26182.....	04-1989660..	n/a.....	Harleysville Worcester Insurance Company.....	OH.....	IA.....	Harleysville Group, Inc.....	ownership.....	...100.000	Nationwide Mutual Insurance Company.....N.....
0140	Nationwide.....	32-0051216..	n/a.....	Hideaway Properties Corporation.....	CA.....	NIA.....	Nationwide Realty Investors, Ltd.....	ownership.....	...50.000	Nationwide Mutual Insurance Company.....N.....	1.....

SCHEDULE Y

PART 1A - DETAIL OF INSURANCE HOLDING COMPANY SYSTEM

97.3

1	2	3	4	5	6	7	8	9	10	11	12	13	14	15	16
Group Code	Group Name	NAIC Company Code	ID Number	Federal RSSD	CIK	Name of Securities Exchange if Publicly Traded (U.S. or International)	Names of Parent, Subsidiaries or Affiliates	Domiciliary Location	Relationship to Reporting Entity	Directly Controlled by (Name of Entity/Person)	Type of Control (Ownership Board, Management, Attorney-in-Fact, Influence, Other)	If Control is Ownership Provide Percentage	Ultimate Controlling Entity(ies)/Person(s)	Is an SCA Filing Required? (Y/N)	*
0140	Nationwide.....		20-3289512..	n/a.....			Jefferson National Financial Corp.....	DE.....	NIA.....	Nationwide Life Insurance Company.....	ownership.....	...100.000	Nationwide Mutual Insurance Company.....Y.....	
0140	Nationwide.....	64017...	75-0300900..	n/a.....			Jefferson National Life Insurance Company.....	TX.....	IA.....	Jefferson National Financial Corporation.....	ownership.....	...100.000	Nationwide Mutual Insurance Company.....N.....	
							Jefferson National Life Insurance Company of New York								
0140	Nationwide.....	15727...	47-1180302..	n/a.....			Jefferson National Life Insurance Company of New York	NY.....	IA.....	Jefferson National Life Insurance Company....	ownership.....	...100.000	Nationwide Mutual Insurance Company.....N.....	
0140	Nationwide.....		61-1340595..	n/a.....			Jefferson National Securities Corporation.....	DE.....	NIA.....	Jefferson National Financial Corporation.....	ownership.....	...100.000	Nationwide Mutual Insurance Company.....N.....	
0140	Nationwide.....		31-1486309..	n/a.....			Jerome Village Company, LLC.....	OH.....	NIA.....	Nationwide Realty Investors, Ltd.....	ownership.....	...100.000	Nationwide Mutual Insurance Company.....N.....	
							Jerome Village Master Property Owners Association, Inc.								
			46-2974590..	n/a.....			Jerome Village Master Property Owners Association, Inc.	OH.....	OTH.....	Other non-Nationwide.....	n/a.....		Other non-Nationwide.....N.....	2.....
0140	Nationwide.....		20-8945345..	n/a.....			JNF Advisors, Inc.....	DE.....	NIA.....	Jefferson National Financial Corporation.....	ownership.....	...100.000	Nationwide Mutual Insurance Company.....N.....	
							Jerome Village Residential Property Owners Association, Inc.								
			46-2956640..	n/a.....			Jerome Village Residential Property Owners Association, Inc.	OH.....	OTH.....	Other non-Nationwide.....	n/a.....		Other non-Nationwide.....N.....	2.....
0140	Nationwide.....		31-1486309..	n/a.....			JV Developers, LLC.....	OH.....	OTH.....	Nationwide Realty Investors, Ltd.....	ownership.....	...100.000	Nationwide Mutual Insurance Company.....N.....	2.....
0140	Nationwide.....		74-1395229..	n/a.....			Lone Star General Agency, Inc.....	TX.....	IA.....	Nationwide Mutual Insurance Company.....	ownership.....	...100.000	Nationwide Mutual Insurance Company.....N.....	
0140	Nationwide.....	11991...	38-0865250..	n/a.....			National Casualty Company.....	OH.....	IA.....	Nationwide Mutual Insurance Company.....	ownership.....	...100.000	Nationwide Mutual Insurance Company.....N.....	
0140	Nationwide.....		AC000920..	n/a.....			National Casualty Company of America, Ltd....	GBR.....	IA.....	National Casualty Company.....	ownership.....	...100.000	Nationwide Mutual Insurance Company.....N.....	
0140	Nationwide.....		42-1154244..	n/a.....			Nationwide Advantage Mortgage Company.....	IA.....	NIA.....	AMCO Insurance Company.....	ownership.....	...87.300	Nationwide Mutual Insurance Company.....Y.....	1.....
							Nationwide Advantage Mortgage Company.....								
0140	Nationwide.....		42-1154244..	n/a.....			Nationwide Advantage Mortgage Company.....	IA.....	NIA.....	ALLIED Property & Casualty Insurance Company	ownership.....8.470	Nationwide Mutual Insurance Company.....Y.....	1.....
0140	Nationwide.....		42-1154244..	n/a.....			Nationwide Advantage Mortgage Company.....	IA.....	NIA.....	Depositors Insurance Company.....	ownership.....4.230	Nationwide Mutual Insurance Company.....Y.....	1.....
							Nationwide Affinity Insurance Company of America								
0140	Nationwide.....	26093...	48-0470690..	n/a.....			Nationwide Affinity Insurance Company of America	OH.....	IA.....	Nationwide Mutual Insurance Company.....	ownership.....	...100.000	Nationwide Mutual Insurance Company.....N.....	
0140	Nationwide.....	28223...	42-1015537..	n/a.....			Nationwide Agribusiness Insurance Company...	IA.....	IA.....	Nationwide Mutual Insurance Company.....	ownership.....	...100.000	Nationwide Mutual Insurance Company.....N.....	
0140	Nationwide.....		31-1578869..	n/a.....			Nationwide Arena, LLC.....	OH.....	NIA.....	NRI Arena, LLC.....	ownership.....	...90.000	Nationwide Mutual Insurance Company.....N.....	1.....
0140	Nationwide.....		20-8670712..	n/a.....			Nationwide Asset Management, LLC.....	OH.....	NIA.....	Nationwide Mutual Insurance Company.....	ownership.....	...100.000	Nationwide Mutual Insurance Company.....N.....	
0140	Nationwide.....	10723...	95-0639970..	n/a.....			Nationwide Assurance Company.....	OH.....	IA.....	Nationwide Mutual Insurance Company.....	ownership.....	...100.000	Nationwide Mutual Insurance Company.....N.....	
0140	Nationwide.....		31-1036287..	n/a.....			Nationwide Cash Management Company.....	OH.....	NIA.....	Nationwide Mutual Insurance Company.....	ownership.....	...100.000	Nationwide Mutual Insurance Company.....N.....	
0140	Nationwide.....		31-4416546..	n/a.....			Nationwide Corporation.....	OH.....	NIA.....	Nationwide Mutual Insurance Company.....	ownership.....	...95.200	Nationwide Mutual Insurance Company.....Y.....	1.....
0140	Nationwide.....		31-4416546..	n/a.....			Nationwide Corporation.....	OH.....	NIA.....	Nationwide Mutual Fire Insurance Company...	ownership.....4.800	Nationwide Mutual Insurance Company.....Y.....	1.....
							Nationwide Exclusive Agent Risk Purchasing Group, LLC								
0140	Nationwide.....		05-0630007..	n/a.....			Nationwide Exclusive Agent Risk Purchasing Group, LLC	OH.....	NIA.....	Insurance Intermediaries, Inc.....	ownership.....	...100.000	Nationwide Mutual Insurance Company.....N.....	
0140	Nationwide.....		31-1667326..	n/a.....			Nationwide Financial Assignment Company.....	OH.....	NIA.....	Nationwide Life Insurance Company.....	ownership.....	...100.000	Nationwide Mutual Insurance Company.....N.....	
0140	Nationwide.....		23-2412039..	n/a.....			Nationwide Financial General Agency, Inc.....	PA.....	NIA.....	NFS Distributors, Inc.....	ownership.....	...100.000	Nationwide Mutual Insurance Company.....N.....	
0140	Nationwide.....		31-6554353..	n/a.....			Nationwide Financial Services Capital Trust....	DE.....	NIA.....	Nationwide Financial Services, Inc.	ownership.....	...100.000	Nationwide Mutual Insurance Company.....N.....	
0140	Nationwide.....		31-1486870..	n/a.....			Nationwide Financial Services, Inc.....	DE.....	NIA.....	Nationwide Corporation.....	ownership.....	...100.000	Nationwide Mutual Insurance Company.....N.....	
0140	Nationwide.....		52-6969857..	n/a.....			Nationwide Fund Advisors.....	DE.....	NIA.....	Nationwide Financial Services, Inc.	ownership.....	...100.000	Nationwide Mutual Insurance Company.....N.....	
0140	Nationwide.....		31-1748721..	n/a.....			Nationwide Fund Distributors LLC.....	DE.....	NIA.....	NFS Distributors, Inc.....	ownership.....	...100.000	Nationwide Mutual Insurance Company.....N.....	

SCHEDULE Y

PART 1A - DETAIL OF INSURANCE HOLDING COMPANY SYSTEM

97.4

1	2	3	4	5	6	7	8	9	10	11	12	13	14	15	16
Group Code	Group Name	NAIC Company Code	ID Number	Federal RSSD	CIK	Name of Securities Exchange if Publicly Traded (U.S. or International)	Names of Parent, Subsidiaries or Affiliates	Domiciliary Location	Relationship to Reporting Entity	Directly Controlled by (Name of Entity/Person)	Type of Control (Ownership Board, Management, Attorney-in-Fact, Influence, Other)	If Control is Ownership Provide Percentage	Ultimate Controlling Entity(ies)/Person(s)	Is an SCA Filing Required? (Y/N)	*
0140	Nationwide.....	31-0900518..	n/a.....	Nationwide Fund Management LLC.....	DE.....	NIA.....	NFS Distributors, Inc.....	ownership.....	...100.000	Nationwide Mutual Insurance Company.....N.....
0140	Nationwide.....	23760...	31-4425763..	n/a.....	Nationwide General Insurance Company.....	OH.....	IA.....	Nationwide Mutual Insurance Company.....	ownership.....	...100.000	Nationwide Mutual Insurance Company.....N.....
0140	Nationwide.....	31-1570938..	n/a.....	Nationwide Global Holdings, Inc.....	OH.....	NIA.....	Nationwide Corporation.....	ownership.....	...100.000	Nationwide Mutual Insurance Company.....N.....
0140	Nationwide.....	10070...	31-1399201..	n/a.....	Nationwide Indemnity Company.....	OH.....	IA.....	Nationwide Mutual Insurance Company.....	ownership.....	...100.000	Nationwide Mutual Insurance Company.....N.....
0140	Nationwide.....	25453...	95-2130882..	n/a.....	Nationwide Insurance Company of America.....	OH.....	RE.....	ALLIED Group, Inc.	ownership.....	...100.000	Nationwide Mutual Insurance Company.....N.....
0140	Nationwide.....	10948...	31-1613686..	n/a.....	Nationwide Insurance Company of Florida.....	OH.....	IA.....	Nationwide Mutual Insurance Company.....	ownership.....	...100.000	Nationwide Mutual Insurance Company.....N.....
0140	Nationwide.....	41-2206199..	n/a.....	Nationwide Investment Advisors, LLC.....	OH.....	NIA.....	Nationwide Life Insurance Company.....	ownership.....	...100.000	Nationwide Mutual Insurance Company.....N.....
0140	Nationwide.....	73-0988442..	n/a.....	Nationwide Investment Services Corporation....	OK.....	NIA.....	Nationwide Life Insurance Company.....	ownership.....	...100.000	Nationwide Mutual Insurance Company.....Y.....
0140	Nationwide.....	92657...	31-1000740..	n/a.....	Nationwide Life and Annuity Insurance Company	OH.....	IA.....	Nationwide Life Insurance Company.....	ownership.....	...100.000	Nationwide Mutual Insurance Company.....N.....
0140	Nationwide.....	66869...	31-4156830..	n/a.....	Nationwide Life Insurance Company.....	OH.....	IA.....	Nationwide Financial Services, Inc.....	ownership.....	...100.000	Nationwide Mutual Insurance Company.....N.....
0140	Nationwide.....	13-4212969..	n/a.....	Nationwide Life Tax Credit Partners 2002-A, LLC	OH.....	NIA.....	Nationwide Life Insurance Company.....	other.....0.010	Nationwide Mutual Insurance Company.....N.....	1.....
0140	Nationwide.....	01-0749754..	n/a.....	Nationwide Life Tax Credit Partners 2002-B, LLC	OH.....	NIA.....	Nationwide Life Insurance Company.....	other.....0.010	Nationwide Mutual Insurance Company.....N.....	1.....
0140	Nationwide.....	54-2113175..	n/a.....	Nationwide Life Tax Credit Partners 2003-A, LLC	OH.....	NIA.....	Nationwide Life Insurance Company.....	other.....0.010	Nationwide Mutual Insurance Company.....N.....	1.....
0140	Nationwide.....	58-2672725..	n/a.....	Nationwide Life Tax Credit Partners 2003-B, LLC	OH.....	NIA.....	Nationwide Life Insurance Company.....	other.....0.010	Nationwide Mutual Insurance Company.....N.....	1.....
0140	Nationwide.....	20-0382144..	n/a.....	Nationwide Life Tax Credit Partners 2004-A, LLC	OH.....	NIA.....	Nationwide Life Insurance Company.....	other.....0.010	Nationwide Mutual Insurance Company.....N.....	1.....
0140	Nationwide.....	20-0745944..	n/a.....	Nationwide Life Tax Credit Partners 2004-B, LLC	OH.....	NIA.....	Nationwide Life Insurance Company.....	other.....0.010	Nationwide Mutual Insurance Company.....N.....	1.....
0140	Nationwide.....	20-0745965..	n/a.....	Nationwide Life Tax Credit Partners 2004-C, LLC	OH.....	NIA.....	Nationwide Life Insurance Company.....	other.....0.010	Nationwide Mutual Insurance Company.....N.....	1.....
0140	Nationwide.....	20-1128408..	n/a.....	Nationwide Life Tax Credit Partners 2004-D, LLC	OH.....	NIA.....	Nationwide Life Insurance Company.....	other.....0.010	Nationwide Mutual Insurance Company.....N.....	1.....
0140	Nationwide.....	20-1128472..	n/a.....	Nationwide Life Tax Credit Partners 2004-E, LLC	OH.....	NIA.....	Nationwide Life Insurance Company.....	other.....0.010	Nationwide Mutual Insurance Company.....N.....	1.....
0140	Nationwide.....	20-1918935..	n/a.....	Nationwide Life Tax Credit Partners 2004-F, LLC	OH.....	NIA.....	Nationwide Life Insurance Company.....	other.....0.010	Nationwide Mutual Insurance Company.....N.....	1.....
0140	Nationwide.....	20-2303694..	n/a.....	Nationwide Life Tax Credit Partners 2005-A, LLC	OH.....	NIA.....	Nationwide Life Insurance Company.....	other.....0.010	Nationwide Mutual Insurance Company.....N.....	1.....
0140	Nationwide.....	20-2303602..	n/a.....	Nationwide Life Tax Credit Partners 2005-B, LLC	OH.....	NIA.....	Nationwide Life Insurance Company.....	other.....0.010	Nationwide Mutual Insurance Company.....N.....	1.....
0140	Nationwide.....	20-2450960..	n/a.....	Nationwide Life Tax Credit Partners 2005-C, LLC	OH.....	NIA.....	Nationwide Life Insurance Company.....	other.....0.010	Nationwide Mutual Insurance Company.....N.....	1.....

SCHEDULE Y

PART 1A - DETAIL OF INSURANCE HOLDING COMPANY SYSTEM

1	2	3	4	5	6	7	8	9	10	11	12	13	14	15	16
Group Code	Group Name	NAIC Company Code	ID Number	Federal RSSD	CIK	Name of Securities Exchange if Publicly Traded (U.S. or International)	Names of Parent, Subsidiaries or Affiliates	Domiciliary Location	Relationship to Reporting Entity	Directly Controlled by (Name of Entity/Person)	Type of Control (Ownership Board, Management, Attorney-in-Fact, Influence, Other)	If Control is Ownership Provide Percentage	Ultimate Controlling Entity(ies)/Person(s)	Is an SCA Filing Required? (Y/N)	*
97.5	0140	Nationwide.....	20-2451052..	n/a.....	Nationwide Life Tax Credit Partners 2005-D, LLC	OH.....	NIA.....	Nationwide Life Insurance Company.....	other.....0.010	Nationwide Mutual Insurance Company.....N.....	1.....
	0140	Nationwide.....	20-2774223..	n/a.....	Nationwide Life Tax Credit Partners 2005-E, LLC	OH.....	NIA.....	Nationwide Life Insurance Company.....	other.....0.010	Nationwide Mutual Insurance Company.....N.....	1.....
	0140	Nationwide.....	21-1288836..	n/a.....	Nationwide Life Tax Credit Partners 2007-A, LLC	OH.....	NIA.....	Nationwide Life Insurance Company.....	other.....0.010	Nationwide Mutual Insurance Company.....N.....	1.....
	0140	Nationwide.....	26-3427373..	n/a.....	Nationwide Life Tax Credit Partners 2009-A, LLC	OH.....	NIA.....	Nationwide Life Insurance Company.....	other.....0.010	Nationwide Mutual Insurance Company.....N.....	1.....
	0140	Nationwide.....	26-3427435..	n/a.....	Nationwide Life Tax Credit Partners 2009-B, LLC	OH.....	NIA.....	Nationwide Life Insurance Company.....	other.....0.010	Nationwide Mutual Insurance Company.....N.....	1.....
	0140	Nationwide.....	26-3427479..	n/a.....	Nationwide Life Tax Credit Partners 2009-C, LLC	OH.....	NIA.....	Nationwide Life Insurance Company.....	other.....0.010	Nationwide Mutual Insurance Company.....N.....	1.....
	0140	Nationwide.....	26-3427525..	n/a.....	Nationwide Life Tax Credit Partners 2009-D, LLC	OH.....	NIA.....	Nationwide Life Insurance Company.....	other.....0.010	Nationwide Mutual Insurance Company.....N.....	1.....
	0140	Nationwide.....	26-4737055..	n/a.....	Nationwide Life Tax Credit Partners 2009-E, LLC	OH.....	NIA.....	Nationwide Life Insurance Company.....	ownership.....100.000	Nationwide Mutual Insurance Company.....N.....
	0140	Nationwide.....	26-4737157..	n/a.....	Nationwide Life Tax Credit Partners 2009-F, LLC	OH.....	NIA.....	Nationwide Life Insurance Company.....	ownership.....100.000	Nationwide Mutual Insurance Company.....N.....
	0140	Nationwide.....	27-1362364..	n/a.....	Nationwide Life Tax Credit Partners 2009-I, LLC	OH.....	NIA.....	Nationwide Life Insurance Company.....	other.....0.010	Nationwide Mutual Insurance Company.....N.....	1.....
	0140	Nationwide.....	45-0469525..	n/a.....	Nationwide Life Tax Credit Partners No. 1, LLC	OH.....	NIA.....	Nationwide Life Insurance Company.....	other.....0.010	Nationwide Mutual Insurance Company.....N.....	1.....
	0140	Nationwide.....	42110..	75-1780981..	n/a.....	Nationwide Lloyds.....	TX.....	IA.....	n/a.....	contract.....	Nationwide Mutual Insurance Company.....N.....	2.....
	0140	Nationwide.....	42-1373380..	n/a.....	Nationwide Member Solutions Agency Inc.....	IA.....	NIA.....	ALLIED Group, Inc.....	ownership.....100.000	Nationwide Mutual Insurance Company.....N.....
	0140	Nationwide.....	75-3191025..	n/a.....	Nationwide Mutual Capital I, LLC.....	DE.....	NIA.....	Nationwide Mutual Capital, LLC.....	ownership.....100.000	Nationwide Mutual Insurance Company.....N.....
	0140	Nationwide.....	75-3191025..	n/a.....	Nationwide Mutual Capital, LLC.....	OH.....	NIA.....	Nationwide Mutual Insurance Company.....	ownership.....100.000	Nationwide Mutual Insurance Company.....N.....
	0140	Nationwide.....	23779..	31-4177110..	n/a.....	Nationwide Mutual Fire Insurance Company....	OH.....	OTH.....	Other non-Nationwide.....	n/a.....	Other non-Nationwide.....N.....	2.....
	0140	Nationwide.....	23787..	31-4177100..	n/a.....	Nationwide Mutual Insurance Company.....	OH.....	UIP.....	Other non-Nationwide.....	n/a.....	Other non-Nationwide.....N.....	2.....
	0140	Nationwide.....	34-2012765..	n/a.....	Nationwide Private Equity Fund, LLC.....	OH.....	NIA.....	Nationwide Mutual Insurance Company.....	ownership.....100.000	Nationwide Mutual Insurance Company.....N.....
	0140	Nationwide.....	37877..	31-0970750..	n/a.....	Nationwide Property and Casualty Insurance Company	OH.....	IA.....	Nationwide Mutual Insurance Company.....	ownership.....100.000	Nationwide Mutual Insurance Company.....N.....
	0140	Nationwide.....	31-1486309..	n/a.....	Nationwide Realty Investors, Ltd.....	OH.....	NIA.....	Nationwide Mutual Insurance Company.....	ownership.....97.000	Nationwide Mutual Insurance Company.....N.....	1.....
	0140	Nationwide.....	31-1486309..	n/a.....	Nationwide Realty Investors, Ltd.....	OH.....	NIA.....	Nationwide Indemnity Company.....	ownership.....3.000	Nationwide Mutual Insurance Company.....N.....	1.....
	0140	Nationwide.....	31-1486309..	n/a.....	Nationwide Realty Management, LLC.....	OH.....	NIA.....	Nationwide Realty Investors, Ltd.....	ownership.....100.000	Nationwide Mutual Insurance Company.....N.....
	0140	Nationwide.....	n/a.....	n/a.....	Nationwide Realty Services, Ltd.....	OH.....	NIA.....	Nationwide Mutual Insurance Company.....	ownership.....100.000	Nationwide Mutual Insurance Company.....N.....
	0140	Nationwide.....	73-0948330..	n/a.....	Nationwide Retirement Solutions, Inc.....	DE.....	NIA.....	NFS Distributors, Inc.....	ownership.....100.000	Nationwide Mutual Insurance Company.....N.....
	0140	Nationwide.....	83-2250056..	n/a.....	Nationwide SBL, LLC.....	OH.....	NIA.....	Nationwide Life and Annuity Insurance Company	ownership.....100.000	Nationwide Mutual Insurance Company.....N.....

SCHEDULE Y

PART 1A - DETAIL OF INSURANCE HOLDING COMPANY SYSTEM

97.6

1	2	3	4	5	6	7	8	9	10	11	12	13	14	15	16
Group Code	Group Name	NAIC Company Code	ID Number	Federal RSSD	CIK	Name of Securities Exchange if Publicly Traded (U.S. or International)	Names of Parent, Subsidiaries or Affiliates	Domiciliary Location	Relationship to Reporting Entity	Directly Controlled by (Name of Entity/Person)	Type of Control (Ownership Board, Management, Attorney-in-Fact, Influence, Other)	If Control is Ownership Provide Percentage	Ultimate Controlling Entity(ies)/Person(s)	Is an SCA Filing Required? (Y/N)	*
0140	Nationwide.....		36-2434406..	n/a.....			Nationwide Securities, LLC.....	OH.....	NIA.....	NFS Distributors, Inc.....	ownership.....	...100.000	Nationwide Mutual Insurance Company.....N.....
0140	Nationwide.....		31-4177100..	n/a.....			Nationwide Services Company, LLC.....	OH.....	NIA.....	Nationwide Mutual Insurance Company.....	ownership.....	...100.000	Nationwide Mutual Insurance Company.....N.....
0140	Nationwide.....		27-0743545..	n/a.....			Nationwide Tax Credit Partners 2009-G, LLC.....	OH.....	NIA.....	Nationwide Mutual Insurance Company.....	other.....0.010	Nationwide Mutual Insurance Company.....N.....	1.....
0140	Nationwide.....		27-0768791..	n/a.....			Nationwide Tax Credit Partners 2009-H, LLC.....	OH.....	NIA.....	Nationwide Mutual Insurance Company.....	ownership.....	...100.000	Nationwide Mutual Insurance Company.....N.....
0140	Nationwide.....		46-1952215..	n/a.....			Nationwide Tax Credit Partners 2013-A, LLC.....	OH.....	NIA.....	Nationwide Life Insurance Company.....	other.....0.010	Nationwide Mutual Insurance Company.....N.....	1.....
0140	Nationwide.....		46-1971926..	n/a.....			Nationwide Tax Credit Partners 2013-B, LLC.....	OH.....	NIA.....	Nationwide Life Insurance Company.....	other.....0.010	Nationwide Mutual Insurance Company.....N.....	1.....
0140	Nationwide.....		31-1592130..	...2729677			Nationwide Trust Company, FSB.....	USA.....	OTH.....	Nationwide Financial Services, Inc.....	ownership.....	...100.000	Nationwide Mutual Insurance Company.....N.....	2.....
0140	Nationwide.....		20-5976272..	n/a.....			Nationwide Ventures, LLC.....	OH.....	NIA.....	Nationwide Mutual Insurance Company.....	ownership.....	...100.000	Nationwide Mutual Insurance Company.....N.....
0140	Nationwide.....		31-0871532..	n/a.....			NBS Insurance Agency, Inc.....	OH.....	IA.....	Nationwide Mutual Insurance Company.....	ownership.....	...100.000	Nationwide Mutual Insurance Company.....N.....
0140	Nationwide.....		11-3651828..	n/a.....			ND La Quinta Partners, LLC.....	DE.....	NIA.....	Nationwide Realty Investors, Ltd.....	ownership.....	...95.000	Nationwide Mutual Insurance Company.....N.....	1.....
0140	Nationwide.....		31-1630871..	n/a.....			NFS Distributors, Inc.....	DE.....	NIA.....	Nationwide Financial Services, Inc.	ownership.....	...100.000	Nationwide Mutual Insurance Company.....N.....
0140	Nationwide.....		14-1892640..	n/a.....			NHT XII Tax Credit Fund, LLC.....	DC.....	NIA.....	Nationwide Life Insurance Company.....	ownership.....	...49.990	Nationwide Mutual Insurance Company.....N.....	1.....
0140	Nationwide.....		14-1892640..	n/a.....			NHT XII Tax Credit Fund, LLC.....	DC.....	NIA.....	Nationwide Assurance Company	ownership.....	...25.000	Nationwide Mutual Insurance Company.....N.....	1.....
0140	Nationwide.....		14-1892640..	n/a.....			NHT XII Tax Credit Fund, LLC.....	DC.....	NIA.....	Nationwide Mutual Insurance Company.....	ownership.....	...25.000	Nationwide Mutual Insurance Company.....N.....	1.....
0140	Nationwide.....		82-5195340..	n/a.....			NLIC REO Holdings, LLC.....	OH.....	NIA.....	Nationwide Life Insurance Company.....	ownership.....	...100.000	Nationwide Mutual Insurance Company.....N.....
0140	Nationwide.....		82-5194959..	n/a.....			NMIC REO Holdings, LLC.....	OH.....	NIA.....	Nationwide Mutual Insurance Company.....	ownership.....	...100.000	Nationwide Mutual Insurance Company.....N.....
0140	Nationwide.....		46-3762545..	n/a.....			NNOV8, LLC.....	OH.....	NIA.....	Nationwide Mutual Insurance Company.....	ownership.....	...100.000	Nationwide Mutual Insurance Company.....N.....
0140	Nationwide.....		20-4939866..	n/a.....			North of Third, LLC.....	OH.....	NIA.....	NRI Equity Land Investments, LLC.....	ownership.....	...100.000	Nationwide Mutual Insurance Company.....N.....
							Northstar Master Property Owners Association, Inc.	OH.....	OTH.....	Other non-Nationwide.....	n/a.....	Other non-Nationwide.....N.....	2.....
0140	Nationwide.....		26-4083354..	n/a.....			Northstar Residential Development, LLC.....	OH.....	NIA.....	Nationwide Realty Investors, Ltd.....	ownership.....	...50.000	Nationwide Mutual Insurance Company.....N.....	1.....
0140	Nationwide.....		31-1486309..	n/a.....			NRI Arena, LLC.....	OH.....	NIA.....	Nationwide Realty Investors, Ltd.....	ownership.....	...100.000	Nationwide Mutual Insurance Company.....N.....
0140	Nationwide.....		31-1486309..	n/a.....			NRI Brookside, LLC.....	OH.....	NIA.....	Nationwide Realty Investors, Ltd.....	ownership.....	...100.000	Nationwide Mutual Insurance Company.....N.....
0140	Nationwide.....		31-1486309..	n/a.....			NRI Builders, LLC.....	OH.....	NIA.....	Nationwide Realty Investors, Ltd.....	ownership.....	...100.000	Nationwide Mutual Insurance Company.....N.....
0140	Nationwide.....		31-1486309..	n/a.....			NRI Communities/Harris Blvd., LLC.....	OH.....	NIA.....	Nationwide Realty Investors, Ltd.....	ownership.....	...100.000	Nationwide Mutual Insurance Company.....N.....
0140	Nationwide.....		31-1486309..	n/a.....			NRI Corporate Housing, LLC.....	OH.....	NIA.....	Nationwide Realty Investors, Ltd.....	ownership.....	...100.000	Nationwide Mutual Insurance Company.....N.....
0140	Nationwide.....		31-1486309..	n/a.....			NRI Cramer Creek, LLC.....	OH.....	NIA.....	Nationwide Realty Investors, Ltd.....	ownership.....	...100.000	Nationwide Mutual Insurance Company.....N.....
0140	Nationwide.....		20-4939866..	n/a.....			NRI Equity Land Investments, LLC.....	OH.....	NIA.....	Nationwide Realty Investors, Ltd.....	ownership.....	...80.000	Nationwide Mutual Insurance Company.....N.....	1.....
0140	Nationwide.....		26-0212217..	n/a.....			NRI Equity Tampa, LLC.....	OH.....	NIA.....	Nationwide Realty Investors, Ltd.....	ownership.....	...100.000	Nationwide Mutual Insurance Company.....N.....
0140	Nationwide.....		31-1486309..	n/a.....			NRI Maxtown, LLC.....	OH.....	NIA.....	Nationwide Realty Investors, Ltd.....	ownership.....	...100.000	Nationwide Mutual Insurance Company.....N.....
0140	Nationwide.....		31-1486309..	n/a.....			NRI Office Ventures, Ltd.....	OH.....	NIA.....	Nationwide Realty Investors, Ltd.....	ownership.....	...100.000	Nationwide Mutual Insurance Company.....N.....
0140	Nationwide.....		31-1580283..	n/a.....			NRI Telecom, LLC.....	OH.....	NIA.....	NWD Investments, LLC.....	ownership.....	...100.000	Nationwide Mutual Insurance Company.....N.....
0140	Nationwide.....		31-1486309..	n/a.....			NRI-Rivulon, LLC.....	OH.....	NIA.....	Nationwide Realty Investors, Ltd.....	ownership.....	...100.000	Nationwide Mutual Insurance Company.....N.....
0140	Nationwide.....		26-4083354..	n/a.....			NS Developers, LLC.....	OH.....	NIA.....	Northstar Residential Development, LLC.....	ownership.....	...100.000	Nationwide Mutual Insurance Company.....N.....
0140	Nationwide.....		45-3123274..	n/a.....			NTCIF-2011 Georgia State Investor, LLC.....	OH.....	NIA.....	Nationwide Property and Casualty Company...	ownership.....	...100.000	Nationwide Mutual Insurance Company.....N.....

SCHEDULE Y

PART 1A - DETAIL OF INSURANCE HOLDING COMPANY SYSTEM

1	2	3	4	5	6	7	8	9	10	11	12	13	14	15	16
Group Code	Group Name	NAIC Company Code	ID Number	Federal RSSD	CIK	Name of Securities Exchange if Publicly Traded (U.S. or International)	Names of Parent, Subsidiaries or Affiliates	Domiciliary Location	Relationship to Reporting Entity	Directly Controlled by (Name of Entity/Person)	Type of Control (Ownership Board, Management, Attorney-in-Fact, Influence, Other)	If Control is Ownership Provide Percentage	Ultimate Controlling Entity(ies)/Person(s)	Is an SCA Filing Required? (Y/N)	*
0140	Nationwide.....		90-0729552..	n/a.....			NTCIF-2011, LLC.....	OH.....	NIA.....	Nationwide Mutual Insurance Company.....	ownership.....50.000	Nationwide Mutual Insurance Company.....N.....	1.....
0140	Nationwide.....		90-0729552..	n/a.....			NTCIF-2011, LLC.....	OH.....	NIA.....	Nationwide Mutual Fire Insurance Company...	ownership.....50.000	Nationwide Mutual Insurance Company.....N.....	1.....
0140	Nationwide.....		27-4700627..	n/a.....			NTCP 2011-A, LLC.....	OH.....	OTH.....	Nationwide Life Insurance Company.....	other.....0.010	Nationwide Mutual Insurance Company.....N.....	2.....
0140	Nationwide.....		46-0741029..	n/a.....			NTCP 2012-A, LLC.....	OH.....	OTH.....	Nationwide Life Insurance Company.....	other.....0.010	Nationwide Mutual Insurance Company.....N.....	2.....
0140	Nationwide.....		46-3309896..	n/a.....			NTCP 2013-C, LLC.....	OH.....	OTH.....	Nationwide Life Insurance Company.....	other.....0.010	Nationwide Mutual Insurance Company.....N.....	2.....
0140	Nationwide.....		46-4111078..	n/a.....			NTCP 2014-A, LLC.....	OH.....	OTH.....	Nationwide Life Insurance Company.....	other.....0.010	Nationwide Mutual Insurance Company.....N.....	2.....
0140	Nationwide.....		47-1404116..	n/a.....			NTCP 2014-B, LLC.....	OH.....	OTH.....	Nationwide Life Insurance Company.....	other.....0.010	Nationwide Mutual Insurance Company.....N.....	2.....
0140	Nationwide.....		47-1413242..	n/a.....			NTCP 2014-C, LLC.....	OH.....	OTH.....	Nationwide Life Insurance Company.....	other.....0.010	Nationwide Mutual Insurance Company.....N.....	2.....
0140	Nationwide.....		47-3909345..	n/a.....			NTCP 2015-A, LLC.....	OH.....	OTH.....	Nationwide Life Insurance Company.....	other.....0.010	Nationwide Mutual Insurance Company.....N.....	2.....
0140	Nationwide.....		47-4148470..	n/a.....			NTCP 2015-B, LLC.....	OH.....	OTH.....	Nationwide Life Insurance Company.....	other.....0.010	Nationwide Mutual Insurance Company.....N.....	2.....
0140	Nationwide.....		81-3836925..	n/a.....			NTCP 2016-A, LLC.....	OH.....	NIA.....	Nationwide Life Insurance Company.....	ownership.....100.000	Nationwide Mutual Insurance Company.....N.....	
0140	Nationwide.....		82-2015065..	n/a.....			NTCP 2017-A, LLC.....	OH.....	NIA.....	Nationwide Life Insurance Company.....	ownership.....100.000	Nationwide Mutual Insurance Company.....N.....	
0140	Nationwide.....		81-0936428..	n/a.....			NW Private Debt, LLC.....	OH.....	NIA.....	Nationwide Mutual Insurance Company.....	ownership.....100.000	Nationwide Mutual Insurance Company.....N.....	
0140	Nationwide.....		26-1903919..	n/a.....			NW REI, LLC.....	DE.....	NIA.....	Nationwide Mutual Insurance Company.....	ownership.....100.000	Nationwide Mutual Insurance Company.....N.....	
0140	Nationwide.....		81-2326191..	n/a.....			NW-442 Ocean, LLC.....	OH.....	NIA.....	NW REI (NLIC), LLC.....	ownership.....100.000	Nationwide Mutual Insurance Company.....N.....	
0140	Nationwide.....		46-3654078..	n/a.....			NW-Amesbury, LLC.....	OH.....	NIA.....	NW-REI, LLC.....	ownership.....100.000	Nationwide Mutual Insurance Company.....N.....	
0140	Nationwide.....		81-1263284..	n/a.....			NW-Amesbury II, LLC.....	OH.....	NIA.....	Nationwide Mutual Insurance Company.....	ownership.....100.000	Nationwide Mutual Insurance Company.....N.....	
0140	Nationwide.....		83-2056769..	n/a.....			NW-Athens Way, LLC.....	OH.....	NIA.....	Nationwide Life Insurance Company.....	ownership.....100.000	Nationwide Mutual Insurance Company.....N.....	
0140	Nationwide.....		81-1246932..	n/a.....			NW-Baseline, LLC.....	OH.....	NIA.....	Nationwide Mutual Insurance Company.....	ownership.....100.000	Nationwide Mutual Insurance Company.....N.....	
0140	Nationwide.....		81-1869861..	n/a.....			NW-Beech, LLC.....	OH.....	NIA.....	NW REI, (NMFIC), LLC.....	ownership.....100.000	Nationwide Mutual Insurance Company.....N.....	
0140	Nationwide.....		47-4999493..	n/a.....			NW-Belleview, LLC.....	OH.....	NIA.....	NW REI, LLC.....	ownership.....100.000	Nationwide Mutual Insurance Company.....N.....	
0140	Nationwide.....		83-0553339..	n/a.....			NW-Buena Vista, LLC.....	OH.....	NIA.....	Nationwide Mutual Fire Insurance Company...	ownership.....100.000	Nationwide Mutual Insurance Company.....N.....	
0140	Nationwide.....		83-1613456..	n/a.....			NW-Cameron Village, LLC.....	OH.....	NIA.....	Nationwide Life Insurance Company.....	ownership.....100.000	Nationwide Mutual Insurance Company.....N.....	
0140	Nationwide.....		81-1211881..	n/a.....			NW-Castle Rock, LLC.....	OH.....	NIA.....	Nationwide Mutual Insurance Company.....	ownership.....100.000	Nationwide Mutual Insurance Company.....N.....	
0140	Nationwide.....		46-3674167..	n/a.....			NW-Cedar Springs, LLC.....	OH.....	NIA.....	NW REI, LLC.....	ownership.....100.000	Nationwide Mutual Insurance Company.....N.....	
0140	Nationwide.....		82-2957977..	n/a.....			NW-Civita, LLC.....	OH.....	NIA.....	Nationwide Life Insurance Company.....	ownership.....100.000	Nationwide Mutual Insurance Company.....N.....	
0140	Nationwide.....		82-2958440..	n/a.....			NW-Civita NLAIC, LLC.....	OH.....	NIA.....	Nationwide Life and Annuity Insurance Company	ownership.....100.000	Nationwide Mutual Insurance Company.....N.....	
0140	Nationwide.....		81-1285433..	n/a.....			NW-College Park, LLC.....	OH.....	NIA.....	Nationwide Mutual Insurance Company.....	ownership.....100.000	Nationwide Mutual Insurance Company.....N.....	
0140	Nationwide.....		31-1580283..	n/a.....			NWD 205 Vine, LLC.....	OH.....	NIA.....	NWD Investments, LLC.....	ownership.....100.000	Nationwide Mutual Insurance Company.....N.....	
0140	Nationwide.....		31-1580283..	n/a.....			NWD 225 Nationwide, LLC.....	OH.....	NIA.....	NWD Investments, LLC.....	ownership.....100.000	Nationwide Mutual Insurance Company.....N.....	
0140	Nationwide.....		31-1580283..	n/a.....			NWD 230 West, LLC.....	OH.....	NIA.....	NWD Investments, LLC.....	ownership.....100.000	Nationwide Mutual Insurance Company.....N.....	
0140	Nationwide.....		31-1580283..	n/a.....			NWD 240 Nationwide, LLC.....	OH.....	NIA.....	NWD Investments, LLC.....	ownership.....100.000	Nationwide Mutual Insurance Company.....N.....	
0140	Nationwide.....		31-1580283..	n/a.....			NWD 250 Brodbelt, LLC.....	OH.....	NIA.....	NWD Investments, LLC.....	ownership.....100.000	Nationwide Mutual Insurance Company.....N.....	
0140	Nationwide.....		31-1580283..	n/a.....			NWD 250 West, LLC.....	OH.....	NIA.....	NWD Investments, LLC.....	ownership.....100.000	Nationwide Mutual Insurance Company.....N.....	
0140	Nationwide.....		31-1580283..	n/a.....			NWD 265 Neil, LLC.....	OH.....	NIA.....	NWD Investments, LLC.....	ownership.....100.000	Nationwide Mutual Insurance Company.....N.....	

SCHEDULE Y

PART 1A - DETAIL OF INSURANCE HOLDING COMPANY SYSTEM

1	2	3	4	5	6	7	8	9	10	11	12	13	14	15	16
Group Code	Group Name	NAIC Company Code	ID Number	Federal RSSD	CIK	Name of Securities Exchange if Publicly Traded (U.S. or International)	Names of Parent, Subsidiaries or Affiliates	Domiciliary Location	Relationship to Reporting Entity	Directly Controlled by (Name of Entity/Person)	Type of Control (Ownership Board, Management, Attorney-in-Fact, Influence, Other)	If Control is Ownership Provide Percentage	Ultimate Controlling Entity(ies)/Person(s)	Is an SCA Filing Required? (Y/N)	*
97.8	Nationwide.....	31-1580283..	n/a.....	NWD 275 Marconi, LLC.....	OH.....	NIA.....	NWD Investments, LLC.....	ownership.....	...100.000	Nationwide Mutual Insurance Company.....N.....
	Nationwide.....	31-1580283..	n/a.....	NWD 300 Neil, LLC.....	OH.....	NIA.....	NWD Investments, LLC.....	ownership.....	...100.000	Nationwide Mutual Insurance Company.....N.....
	Nationwide.....	31-1580283..	n/a.....	NWD 300 Spring, LLC.....	OH.....	NIA.....	NWD Investments, LLC.....	ownership.....	...100.000	Nationwide Mutual Insurance Company.....N.....
	Nationwide.....	31-1580283..	n/a.....	NWD 355 McConnell, LLC.....	OH.....	NIA.....	NWD Investments, LLC.....	ownership.....	...100.000	Nationwide Mutual Insurance Company.....N.....
	Nationwide.....	31-1580283..	n/a.....	NWD 425 Nationwide, LLC.....	OH.....	NIA.....	NWD Investments, LLC.....	ownership.....	...100.000	Nationwide Mutual Insurance Company.....N.....
	Nationwide.....	31-1580283..	n/a.....	NWD 500 Nationwide, LLC.....	OH.....	NIA.....	NWD Investments, LLC.....	ownership.....	...100.000	Nationwide Mutual Insurance Company.....N.....
	Nationwide.....	31-1580283..	n/a.....	NWD Arena Crossing, LLC.....	OH.....	NIA.....	NWD Investments, LLC.....	ownership.....	...100.000	Nationwide Mutual Insurance Company.....N.....
	Nationwide.....	31-1580283..	n/a.....	NWD Arena District I, LLC.....	OH.....	NIA.....	NWD Investments, LLC.....	ownership.....	...100.000	Nationwide Mutual Insurance Company.....N.....
	Nationwide.....	31-1580283..	n/a.....	NWD Arena District II, LLC.....	OH.....	NIA.....	NWD Investments, LLC.....	ownership.....	...100.000	Nationwide Mutual Insurance Company.....N.....
	Nationwide.....	31-1580283..	n/a.....	NWD Arena District MM, LLC.....	OH.....	NIA.....	NWD Investments, LLC.....	ownership.....	...100.000	Nationwide Mutual Insurance Company.....N.....
	Nationwide.....	31-1580283..	n/a.....	NWD Arena District PW, LLC.....	OH.....	NIA.....	NWD Investments, LLC.....	ownership.....	...100.000	Nationwide Mutual Insurance Company.....N.....
	Nationwide.....	31-1580283..	n/a.....	NWD Arena District V, LLC.....	OH.....	NIA.....	NWD Investments, LLC.....	ownership.....	...100.000	Nationwide Mutual Insurance Company.....N.....
	Nationwide.....	31-1580283..	n/a.....	NWD Athletic Club, LLC.....	OH.....	NIA.....	NWD Investments, LLC.....	ownership.....	...100.000	Nationwide Mutual Insurance Company.....N.....
	Nationwide.....	30-0876022..	n/a.....	NWD Franklinton, LLC.....	DE.....	NIA.....	Nationwide Realty Investors, Ltd.....	ownership.....	...80.000	Nationwide Mutual Insurance Company.....N.....	1.....
	Nationwide.....	31-1636299..	n/a.....	NWD Investment Management, Inc.....	DE.....	NIA.....	Nationwide Corporation.....	ownership.....	...100.000	Nationwide Mutual Insurance Company.....N.....
	Nationwide.....	31-1580283..	n/a.....	NWD Investments, LLC.....	OH.....	NIA.....	Nationwide Realty Investors, Ltd.....	ownership.....	...80.000	Nationwide Mutual Insurance Company.....N.....	1.....
	Nationwide.....	35-2642005..	n/a.....	NWGH, LLC.....	DE.....	OTH.....	Nationwide Realty Investors, Ltd.....	ownership.....	...75.000	Nationwide Mutual Insurance Company.....N.....	2.....
	Nationwide.....	47-4036460..	n/a.....	NW-Deerfield, LLC.....	OH.....	NIA.....	Nationwide Mutual Insurance Company.....	ownership.....	...74.030	Nationwide Mutual Insurance Company.....N.....	1.....
	Nationwide.....	47-4036460..	n/a.....	NW-Deerfield, LLC.....	OH.....	NIA.....	Nationwide Life and Annuity Insurance Company.....	ownership.....	...25.970	Nationwide Mutual Insurance Company.....N.....	1.....
	Nationwide.....	81-2327221..	n/a.....	NW-Deerfield II, LLC.....	OH.....	NIA.....	NW REI, LLC.....	ownership.....	...100.000	Nationwide Mutual Insurance Company.....N.....
	Nationwide.....	81-4401901..	n/a.....	NW-Grapevine Bluffs, LLC.....	OH.....	NIA.....	Nationwide Mutual Insurance Company.....	ownership.....	...100.000	Nationwide Mutual Insurance Company.....N.....
	Nationwide.....	46-4330384..	n/a.....	NW-Hudnall, LLC.....	OH.....	NIA.....	NW REI, LLC.....	ownership.....	...100.000	Nationwide Mutual Insurance Company.....N.....
	Nationwide.....	82-1881115..	n/a.....	NW-Ironhorse, LLC.....	OH.....	NIA.....	Nationwide Mutual Insurance Company.....	ownership.....	...100.000	Nationwide Mutual Insurance Company.....N.....
	Nationwide.....	47-2482818..	n/a.....	NW-Jasper WAG, LLC.....	OH.....	NIA.....	NW REI, LLC.....	ownership.....	...100.000	Nationwide Mutual Insurance Company.....N.....
	Nationwide.....	47-1497429..	n/a.....	NW-Jefferson, LLC.....	OH.....	NIA.....	NW REI, LLC.....	ownership.....	...100.000	Nationwide Mutual Insurance Company.....N.....
	Nationwide.....	81-1232565..	n/a.....	NW-Lenexa, LLC.....	OH.....	NIA.....	NW REI (NLAIC), LLC.....	ownership.....	...100.000	Nationwide Mutual Insurance Company.....N.....
	Nationwide.....	81-1671648..	n/a.....	NW-Lenexa II, LLC.....	OH.....	NIA.....	NW REI (NLAIC), LLC.....	ownership.....	...100.000	Nationwide Mutual Insurance Company.....N.....
	Nationwide.....	81-5146596..	n/a.....	NW-Logan, LLC.....	OH.....	NIA.....	NW REI, LLC.....	ownership.....	...100.000	Nationwide Mutual Insurance Company.....N.....
	Nationwide.....	81-1361460..	n/a.....	NW-Marketplace, LLC.....	OH.....	NIA.....	Nationwide Mutual Insurance Company.....	ownership.....	...100.000	Nationwide Mutual Insurance Company.....N.....
	Nationwide.....	82-4777464..	n/a.....	NW-Mayo, LLC.....	OH.....	NIA.....	NW REI, LLC.....	ownership.....	...100.000	Nationwide Mutual Insurance Company.....N.....
	Nationwide.....	81-5146266..	n/a.....	NW-Millenia, LLC.....	OH.....	NIA.....	NW REI, LLC.....	ownership.....	...100.000	Nationwide Mutual Insurance Company.....N.....
	Nationwide.....	46-2457568..	n/a.....	NW-Montrose, LLC.....	OH.....	NIA.....	NW REI, LLC.....	ownership.....	...100.000	Nationwide Mutual Insurance Company.....N.....
	Nationwide.....	83-2260477..	n/a.....	NW-ORBDP, LLC.....	OH.....	NIA.....	NW REI (NMFIC), LLC.....	ownership.....	...100.000	Nationwide Mutual Insurance Company.....N.....
	Nationwide.....	46-3888719..	n/a.....	NW-Park 288, LLC.....	OH.....	NIA.....	NW REI, LLC.....	ownership.....	...100.000	Nationwide Mutual Insurance Company.....N.....
	Nationwide.....	83-0849392..	n/a.....	NW-Park Place, LLC.....	OH.....	NIA.....	Nationwide Life Insurance Company.....	ownership.....	...100.000	Nationwide Mutual Insurance Company.....N.....
	Nationwide.....	47-1740812..	n/a.....	NW-Peachtree, LLC.....	OH.....	NIA.....	NW REI, LLC.....	ownership.....	...100.000	Nationwide Mutual Insurance Company.....N.....

SCHEDULE Y

PART 1A - DETAIL OF INSURANCE HOLDING COMPANY SYSTEM

1	2	3	4	5	6	7	8	9	10	11	12	13	14	15	16
Group Code	Group Name	NAIC Company Code	ID Number	Federal RSSD	CIK	Name of Securities Exchange if Publicly Traded (U.S. or International)	Names of Parent, Subsidiaries or Affiliates	Domiciliary Location	Relationship to Reporting Entity	Directly Controlled by (Name of Entity/Person)	Type of Control (Ownership Board, Management, Attorney-in-Fact, Influence, Other)	If Control is Ownership Provide Percentage	Ultimate Controlling Entity(ies)/Person(s)	Is an SCA Filing Required? (Y/N)	*
0140	Nationwide.....		46-2469044..	n/a.....			NW-Portales, LLC.....	OH.....	NIA.....	NW REI, LLC.....	ownership.....	...100.000	Nationwide Mutual Insurance Company.....	...N.....	
0140	Nationwide.....		47-2449044..	n/a.....			NW-Promenade at Madison, LLC.....	OH.....	NIA.....	NW REI, LLC.....	ownership.....	...100.000	Nationwide Mutual Insurance Company.....	...N.....	
0140	Nationwide.....		83-2173918..	n/a.....			NW-Radius, LLC.....	OH.....	NIA.....	NW REI (NLIC), LLC.....	ownership.....	...100.000	Nationwide Mutual Insurance Company.....	...N.....	
0140	Nationwide.....		82-4016536..	n/a.....			NW-Santa Cruz, LLC.....	OH.....	NIA.....	NW REI, LLC.....	ownership.....	...100.000	Nationwide Mutual Insurance Company.....	...N.....	
0140	Nationwide.....		82-5083560..	n/a.....			NW-Twin Lakes, LLC.....	OH.....	NIA.....	NW REI (NMFIC), LLC.....	ownership.....	...100.000	Nationwide Mutual Insurance Company.....	...N.....	
0140	Nationwide.....		46-1100378..	n/a.....			NW-Triangle, LLC.....	OH.....	NIA.....	NW REI, LLC.....	ownership.....	...100.000	Nationwide Mutual Insurance Company.....	...N.....	
0140	Nationwide.....		46-5764783..	n/a.....			NW-Tyson, LLC.....	OH.....	NIA.....	NW REI, LLC.....	ownership.....	...100.000	Nationwide Mutual Insurance Company.....	...N.....	
0140	Nationwide.....		81-1603024..	n/a.....			NW REI (NLAIC), LLC.....	OH.....	NIA.....	Nationwide Life and Annuity Insurance Company	ownership.....	...100.000	Nationwide Mutual Insurance Company.....	...N.....	
0140	Nationwide.....		81-1619428..	n/a.....			NW REI (NLIC), LLC.....	OH.....	NIA.....	Nationwide Life Insurance Company.....	ownership.....	...100.000	Nationwide Mutual Insurance Company.....	...N.....	
0140	Nationwide.....		81-1861190..	n/a.....			NW REI (NMFIC), LLC.....	OH.....	NIA.....	Nationwide Mutual Fire Insurance Company...	ownership.....	...100.000	Nationwide Mutual Insurance Company.....	...N.....	
0140	Nationwide.....		82-4876417..	n/a.....			NW Village Park, LLC.....	OH.....	NIA.....	NW REI, LLC.....	ownership.....	...100.000	Nationwide Mutual Insurance Company.....	...N.....	
0140	Nationwide.....		31-0947092..	n/a.....			OCH Company, LLC.....	OH.....	NIA.....	Nationwide Realty Investors, Ltd.....	ownership.....	...100.000	Nationwide Mutual Insurance Company.....	...N.....	
0140	Nationwide.....		31-0947092..	n/a.....			Ohio Center Hotel Company Limited.....	OH.....	NIA.....	Nationwide Realty Investors, Ltd.	ownership.....	...55.250	Nationwide Mutual Insurance Company.....	...N.....	1.....
0140	Nationwide.....		31-0947092..	n/a.....			Ohio Center Hotel Company Limited.....	OH.....	NIA.....	OCH Company, LLC.....	ownership.....	...1.000	Nationwide Mutual Insurance Company.....	...N.....	1.....
0140	Nationwide.....		26-0263012..	n/a.....			Old Track Street Owners Association, Inc.....	OH.....	OTH.....	Other non-Nationwide.....	n/a.....		Other non-Nationwide.....	...N.....	2.....
0140	Nationwide.....	13999..	27-1712056..	n/a.....			Olentangy Reinsurance, LLC.....	VT.....	IA.....	Nationwide Life and Annuity Insurance Company	ownership.....	...100.000	Nationwide Mutual Insurance Company.....	...N.....	
0140	Nationwide.....		47-1923444..	n/a.....			On Your Side Nationwide Insurance Agency, Inc.	OH.....	NIA.....	Nationwide Mutual Insurance Company.....	ownership.....	...100.000	Nationwide Mutual Insurance Company.....	...N.....	
0140	Nationwide.....		n/a.....	n/a.....			OYS Fund LLC.....	DE.....	NIA.....	Nationwide Mutual Insurance Company.....	ownership.....	...100.000	Nationwide Mutual Insurance Company.....	...N.....	
0140	Nationwide.....		n/a.....	n/a.....			Park 288 Industrial, LLC.....	TX.....	OTH.....	Nationwide Mutual Insurance Company.....	Investor member / no control	...95.000	other non-Nationwide.....	...N.....	2.....
			32-0516252..	n/a.....			Parks Edge Condominium Home Owners Association	OH.....	OTH.....	Other non-Nationwide.....	n/a.....		Other non-Nationwide.....	...N.....	2.....
0140	Nationwide.....		31-1486309..	n/a.....			Perimeter A, Ltd.....	OH.....	NIA.....	Nationwide Realty Investors, Ltd.....	ownership.....	...100.000	Nationwide Mutual Insurance Company.....	...N.....	
0140	Nationwide.....		20-1169305..	n/a.....			Polyphony Fund LLC.....	DE.....	NIA.....	Nationwide Mutual Insurance Company.....	ownership.....	...100.000	Nationwide Mutual Insurance Company.....	...N.....	
0140	Nationwide.....		39-1907217..	n/a.....			Premier Agency, Inc.....	IA.....	NIA.....	ALLIED Group, Inc.....	ownership.....	...100.000	Nationwide Mutual Insurance Company.....	...N.....	
0140	Nationwide.....		75-2938844..	n/a.....			Registered Investment Advisors Services, Inc..	TX.....	NIA.....	Nationwide Financial Services, Inc.....	ownership.....	...100.000	Nationwide Mutual Insurance Company.....	...N.....	
0140	Nationwide.....		82-0549218..	n/a.....			Retention Alternatives Ltd.....	BMU.....	IA.....	Nationwide Mutual Fire Insurance Company...	ownership.....	...100.000	Nationwide Mutual Insurance Company.....	...N.....	
0140	Nationwide.....		20-2726014..	n/a.....			Riverview Diversified Opportunities, LLC.....	DE.....	OTH.....	Nationwide Mutual Insurance Company.....	ownership.....		Nationwide Mutual Insurance Company.....	...N.....	2.....
0140	Nationwide.....		20-2726014..	n/a.....			Riverview Diversified Opportunities, LLC.....	DE.....	OTH.....	Nationwide Mutual Fire Insurance Company...	ownership.....		Nationwide Mutual Insurance Company.....	...N.....	2.....
0140	Nationwide.....		20-2726014..	n/a.....			Riverview Diversified Opportunities, LLC.....	DE.....	OTH.....	Nationwide Life Insurance Company.....	ownership.....		Nationwide Mutual Insurance Company.....	...N.....	2.....
0140	Nationwide.....		26-0384865..	n/a.....			Riverview Multi Series Fund, LL - Class Event..	DE.....	NIA.....	Nationwide Mutual Insurance Company.....	ownership.....	...100.000	Nationwide Mutual Insurance Company.....	...N.....	

SCHEDULE Y

PART 1A - DETAIL OF INSURANCE HOLDING COMPANY SYSTEM

97.10

1	2	3	4	5	6	7	8	9	10	11	12	13	14	15	16
Group Code	Group Name	NAIC Company Code	ID Number	Federal RSSD	CIK	Name of Securities Exchange if Publicly Traded (U.S. or International)	Names of Parent, Subsidiaries or Affiliates	Domiciliary Location	Relationship to Reporting Entity	Directly Controlled by (Name of Entity/Person)	Type of Control (Ownership Board, Management, Attorney-in-Fact, Influence, Other)	If Control is Ownership Provide Percentage	Ultimate Controlling Entity(ies)/Person(s)	Is an SCA Filing Required? (Y/N)	*
0140	Nationwide.....	20-8027258..	n/a.....	Riverview Multi Series Fund, LL - Class N.....	DE.....	NIA.....	Nationwide Mutual Insurance Company.....	ownership.....	...100.000	Nationwide Mutual Insurance Company.....N.....
0140	Nationwide.....	15580...	31-1117969..	n/a.....	Scottsdale Indemnity Company.....	OH.....	IA.....	Nationwide Mutual Insurance Company.....	ownership.....	...100.000	Nationwide Mutual Insurance Company.....N.....
0140	Nationwide.....	41297...	31-1024978..	n/a.....	Scottsdale Insurance Company.....	OH.....	IA.....	Nationwide Mutual Insurance Company.....	ownership.....	...100.000	Nationwide Mutual Insurance Company.....N.....
0140	Nationwide.....	10672...	86-0835870..	n/a.....	Scottsdale Surplus Lines Insurance Company...	AZ.....	IA.....	Scottsdale Insurance Company.....	ownership.....	...100.000	Nationwide Mutual Insurance Company.....N.....
0140	Nationwide.....	91-2158214..	n/a.....	The Hideaway Club.....	CA.....	OTH.....	Other non-Nationwide.....	n/a.....	Other non-Nationwide.....N.....	2.....
0140	Nationwide.....	20-3541511..	n/a.....	The Madison Club.....	CA.....	OTH.....	Other non-Nationwide.....	n/a.....	Other non-Nationwide.....N.....	2.....
0140	Nationwide.....	31-1610040..	n/a.....	The Waterfront Partners, LLC.....	OH.....	NIA.....	Nationwide Realty Investors, Ltd.....	ownership.....50.000	Nationwide Mutual Insurance Company.....N.....	1.....
0140	Nationwide.....	52-2031677..	n/a.....	THI Holdings (Delaware), Inc.....	DE.....	NIA.....	Nationwide Mutual Insurance Company.....	ownership.....	...100.000	Nationwide Mutual Insurance Company.....Y.....
0140	Nationwide.....	74-2825853..	n/a.....	Titan Auto Insurance of New Mexico, Inc.....	NM.....	IA.....	THI Holdings (Delaware), Inc.....	ownership.....	...100.000	Nationwide Mutual Insurance Company.....N.....
0140	Nationwide.....	13242...	74-2286759..	n/a.....	Titan Indemnity Company.....	TX.....	IA.....	THI Holdings (Delaware), Inc.....	ownership.....	...100.000	Nationwide Mutual Insurance Company.....N.....
0140	Nationwide.....	36269...	86-0619597..	n/a.....	Titan Insurance Company.....	MI.....	IA.....	Titan Indemnity Company.....	ownership.....	...100.000	Nationwide Mutual Insurance Company.....N.....
0140	Nationwide.....	75-1284530..	n/a.....	Titan Insurance Services, Inc.....	TX.....	NIA.....	THI Holdings (Delaware), Inc.....	ownership.....	...100.000	Nationwide Mutual Insurance Company.....N.....
0140	Nationwide.....	81-1456923..	n/a.....	US Regional Logistics Program, L.P.....	DE.....	NIA.....	Nationwide Mutual Insurance Company.....	ownership.....23.330	Nationwide Mutual Insurance Company.....N.....	1.....
0140	Nationwide.....	81-1456923..	n/a.....	US Regional Logistics Program, L.P.....	DE.....	NIA.....	Nationwide Life Insurance Company.....	ownership.....13.330	Nationwide Mutual Insurance Company.....N.....	1.....
0140	Nationwide.....	81-1456923..	n/a.....	US Regional Logistics Program, L.P.....	DE.....	NIA.....	Nationwide Life and Annuity Insurance Company	ownership.....6.660	Nationwide Mutual Insurance Company.....N.....	1.....
0140	Nationwide.....	81-1456923..	n/a.....	US Regional Logistics Program, L.P.....	DE.....	NIA.....	Nationwide Mutual Fire Insurance Company...	ownership.....6.660	Nationwide Mutual Insurance Company.....N.....	1.....
0140	Nationwide.....	33-0160222..	n/a.....	V.P.I. Services, Inc.....	CA.....	NIA.....	Veterinary Pet Insurance Company.....	ownership.....	...100.000	Nationwide Mutual Insurance Company.....N.....
0140	Nationwide.....	42285...	95-3750113..	n/a.....	Veterinary Pet Insurance Company.....	OH.....	IA.....	Scottsdale Insurance Company.....	ownership.....	...100.000	Nationwide Mutual Insurance Company.....N.....
0140	Nationwide.....	42889...	34-1394913..	n/a.....	Victoria Fire & Casualty Company.....	OH.....	IA.....	THI Holdings (Delaware), Inc.....	ownership.....	...100.000	Nationwide Mutual Insurance Company.....N.....
0140	Nationwide.....	10778...	34-1842604..	n/a.....	Victoria National Insurance Company.....	OH.....	IA.....	Nationwide Mutual Insurance Company.....	ownership.....	...100.000	Nationwide Mutual Insurance Company.....N.....
0140	Nationwide.....	10105...	34-1777972..	n/a.....	Victoria Select Insurance Company.....	OH.....	IA.....	Victoria Fire & Casualty Insurance Company...	ownership.....	...100.000	Nationwide Mutual Insurance Company.....N.....
0140	Nationwide.....	31-1486309..	n/a.....	Wellington Park, LLC.....	OH.....	NIA.....	Nationwide Realty Investors, Ltd.....	ownership.....	...100.000	Nationwide Mutual Insurance Company.....N.....
0140	Nationwide.....	n/a.....	n/a.....	Zais Zephyr A4, LLC.....	DE.....	OTH.....	Nationwide Life Insurance Company.....	limited member / no control60.000	other non-Nationwide.....N.....	2.....

Aster	Explanation
1	For the purposes of this schedule, Nationwide presumed control of these entities because they are owned by at least 10% and are not wholly-owned by a Nationwide entity.
2	Other ownership indicates a non-ownership circumstance by a Nationwide entity.

SCHEDULE Y

PART 2 - SUMMARY OF INSURER'S TRANSACTIONS WITH ANY AFFILIATES

1	2	3	4	5	6	7	8	9	10	11	12	13
NAIC Company Code	ID Number	Names of Insurers and Parent, Subsidiaries or Affiliates	Shareholder Dividends	Capital Contributions	Purchases, Sales or Exchanges of Loans, Securities, Real Estate, Mortgage Loans or Other Investments	Income/ (Disbursements) Incurred in Connection with Guarantees or Undertakings for the Benefit of any Affiliate(s)	Management Agreements and Service Contracts	Income/ (Disbursements) Incurred under Reinsurance Agreements	*	Any Other Material Activity Not in the Ordinary Course of the Insurer's Business	Totals	Reinsurance Recoverable/ (Payable) on Losses and/or Reserve Credit Taken/ (Liability)
Affiliated Transactions												
	26-2451988.....	1492 Capital, LLC.....		30,000,000							30,000,000	
10127.....	27-0114983.....	ALLIED Insurance Company of America							*		0	179,249,838
42579.....	42-1201931.....	ALLIED Property and Casualty Insurance Company.....							*		0	1,129,714,714
19100.....	42-6054959.....	AMCO Insurance Company.....							*		0	1,990,329,605
29262.....	74-1061659.....	Colonial County Mutual Insurance Company.....									0	226,405,950
18961.....	68-0066866.....	Crestbrook Insurance Company.....	(40,000,000)						*		(40,000,000)	532,440,650
42587.....	42-1207150.....	Depositors Insurance Company.....							*		0	815,326,678
	33-0096671.....	DVM Insurance Agency.....		51,555							51,555	
15821.....	47-4523959.....	Eagle Captive Reinsurance, LLC.....	(250,000,000)	180,000,000							(70,000,000)	(637,870,650)
13838.....	42-0618271.....	Farmland Mutual Insurance Company.....							*		0	68,055,431
22209.....	75-6013587.....	Freedom Specialty Insurance Company.....									0	385,234,217
23582.....	41-0417250.....	Harleysville Insurance Company.....							*		0	673,593,538
42900.....	16-1075588.....	Harleysville Insurance Company of New Jersey.....							*		0	263,559,589
10674.....	23-2864924.....	Harleysville Insurance Company of New York.....							*		0	339,887,110
14516.....	38-3198542.....	Harleysville Lake States Insurance Company.....							*		0	90,215,743
35696.....	23-2384978.....	Harleysville Preferred Insurance Company.....							*		0	443,430,337
26182.....	04-1989660.....	Harleysville Worcester Insurance Company.....							*		0	761,765,669
11991.....	38-0865250.....	National Casualty Company.....									0	1,576,077,571
26093.....	48-0470690.....	Nationwide Affinity Insurance Company of America.....							*		0	812,064,447
28223.....	42-1015537.....	Nationwide Agribusiness Insurance Company.....							*		0	1,811,355,375
10723.....	95-0639970.....	Nationwide Assurance Company.....	(24,687,983)	(5,312,017)					*		(30,000,000)	15,935,902
	31-1486870.....	Nationwide Financial Services, Inc.....		(377,925,000)							(377,925,000)	
23760.....	31-4425763.....	Nationwide General Insurance Company.....		215,000,000					*		215,000,000	1,114,791,933
10070.....	31-1399201.....	Nationwide Indemnity Company.....		(40,000,000)							(40,000,000)	(329,961,854)
25453.....	95-2130882.....	Nationwide Insurance Company of America.....							*		0	785,001,578
10948.....	31-1613686.....	Nationwide Insurance Company of Florida.....							*		0	36,749,425
92657.....	31-1000740.....	Nationwide Life and Annuity Insurance Company.....		553,000,000							553,000,000	1,796,750,049
66869.....	31-4156830.....	Nationwide Life Insurance Company.....	250,000,000	(367,075,000)						(1,036,095,031)	(1,153,170,031)	481,165,539
42110.....	75-1780981.....	Nationwide Lloyds.....							*		0	23,871,554
23779.....	82-0549218.....	Nationwide Mutual Fire Insurance Company.....							*		0	(3,833,247,563)
23787.....	31-4177100.....	Nationwide Mutual Insurance Company.....	234,860,280	(214,668,997)					*		20,191,283	(14,387,292,987)
37877.....	31-0970750.....	Nationwide Property and Casualty Insurance Company.....							*		0	1,481,396,867
	31-1486309.....	Nationwide Realty Investors, Ltd.....		30,000,000							30,000,000	
	83-2250056.....	Nationwide SBL, LLC.....		1,000,000							1,000,000	
	31-4177100.....	Nationwide Services Company, LLC.....		2,656,170							2,656,170	
	31-1592130.....	Nationwide Trust Company, LLC.....								1,036,095,031	1,036,095,031	
	20-5976272.....	Nationwide Ventures, LLC.....		14,272,342							14,272,342	
	46-3762545.....	NNOV8, LLC.....		16,416,997							16,416,997	
13999.....	27-1712056.....	Olentangy Reinsurance, LLC.....		11,000,000							11,000,000	(1,640,044,938)
15580.....	31-1117969.....	Scottsdale Indemnity Company.....									0	653,476,890
41297.....	31-1024978.....	Scottsdale Insurance Company.....	(80,000,000)								(80,000,000)	2,131,918,427

SCHEDULE Y

PART 2 - SUMMARY OF INSURER'S TRANSACTIONS WITH ANY AFFILIATES

1	2	3	4	5	6	7	8	9	10	11	12	13
NAIC Company Code	ID Number	Names of Insurers and Parent, Subsidiaries or Affiliates	Shareholder Dividends	Capital Contributions	Purchases, Sales or Exchanges of Loans, Securities, Real Estate, Mortgage Loans or Other Investments	Income/ (Disbursements) Incurred in Connection with Guarantees or Undertakings for the Benefit of any Affiliate(s)	Management Agreements and Service Contracts	Income/ (Disbursements) Incurred under Reinsurance Agreements	*	Any Other Material Activity Not in the Ordinary Course of the Insurer's Business	Totals	Reinsurance Recoverable/ (Payable) on Losses and/or Reserve Credit Taken/ (Liability)
10672.....	86-0835870.....	Scottsdale Surplus Lines Insurance Company.....(6,660,199)(23,339,801)*(30,000,000)32,593,272
.....	52-2031677.....	THI Holdings (Delaware), Inc.....(3,536,792)*(3,536,792)
13242.....	74-2286759.....	Titan Indemnity Company.....(20,000,000)*(20,000,000)73,981,385
.....	33-0160222.....	V.P.I. Services, Inc.....1,000,000*1,000,000
42285.....	95-3750113.....	Veterinary Pet Insurance Company.....(59,975,306)(26,076,249)*(86,051,555)61,331,466
42889.....	34-1394913.....	Victoria Fire & Casualty Company.....*034,099,636
10778.....	34-1842604.....	Victoria National Insurance Company.....*0
10105.....	34-1777972.....	Victoria Select Insurance Company.....*06,647,607
9999999.....	Control Totals.....000000	XXX000

Pooling Information

98.1

NAIC Code	Name of Insurer	Pooling %	NAIC Code	Name of Insurer	Pooling %
10127	ALLIED Insurance Company of America		10723	Nationwide Assurance Company	
42579	ALLIED Property and Casualty Insurance Company		23760	Nationwide General Insurance Company	
19100	AMCO Insurance Company		25453	Nationwide Insurance Company of America	
18961	Crestbrook Insurance Company		10948	Nationwide Insurance Company of Florida	
42587	Depositors Insurance Company		42110	Nationwide Lloyds	
13838	Farmland Mutual Insurance Company	1.00%	23779	Nationwide Mutual Fire Insurance Company	23.00%
23582	Harleysville Insurance Company		23787	Nationwide Mutual Insurance Company	72.00%
42900	Harleysville Insurance Company of New Jersey		37877	Nationwide Property and Casualty Insurance Company	
10674	Harleysville Insurance Company of New York		41297	Scottsdale Insurance Company	4.00%
14516	Harleysville Lake States Insurance Company		13242	Titan Indemnity Company	
35696	Harleysville Preferred Insurance Company		42285	Veterinary Pet Insurance Company	
26182	Harleysville Worcester Insurance Company		42889	Victoria Fire & Casualty Insurance Company	
26093	Nationwide Affinity Insurance Company of America		10778	Victoria National Insurance Company	
28223	Nationwide Agribusiness Insurance Company		10105	Victoria Select Insurance Company	

NATIONWIDE INSURANCE COMPANY OF AMERICA
SUPPLEMENTAL EXHIBITS AND SCHEDULES INTERROGATORIES

The following supplemental reports are required to be filed as part of your statement filing unless specifically waived by the domiciliary state. However, in the event that your domiciliary state waives the filing requirement, your response of WAIVED to the specific interrogatory will be accepted in lieu of filing a "NONE" report and a bar code will be printed below. If the supplement is required of your company but is not being filed for whatever reason enter SEE EXPLANATION and provide an explanation following the interrogatory questions.

MARCH FILING		Responses
1.	Will an actuarial opinion be filed by March 1?	YES
2.	Will the Supplemental Compensation Exhibit be filed with the state of domicile by March 1?	YES
3.	Will the confidential Risk-Based Capital Report be filed with the NAIC by March 1?	YES
4.	Will the confidential Risk-Based Capital Report be filed with the state of domicile, if required, by March 1?	YES
APRIL FILING		
5.	Will the Insurance Expense Exhibit be filed with the state of domicile and the NAIC by April 1?	YES
6.	Will the Management's Discussion and Analysis be filed by April 1?	YES
7.	Will the Supplemental Investment Risks Interrogatories be filed by April 1?	YES
MAY FILING		
8.	Will this company be included in a combined annual statement that is filed with the NAIC by May 1?	YES
JUNE FILING		
9.	Will an audited financial report be filed by June 1?	YES
10.	Will Accountants Letter of Qualifications be filed with the state of domicile and electronically with the NAIC by June 1?	YES
AUGUST FILING		
11.	Will the regulator-only (non-public) Communication of Internal Control Related Matters Noted in Audit be filed with the state of domicile and electronically with the NAIC (as a regulator-only non-public document) by August 1?	YES

The following supplemental reports are required to be filed as part of your statement filing **if your company is engaged in the type of business covered by the supplement. However, in the event that your company does not transact the type of business for which the special report must be filed, your response of NO to the specific interrogatory will be accepted in lieu of filing a "NONE" report and a bar code will be printed below.**

If the supplement is required of your company but is not being filed for whatever reason, enter SEE EXPLANATION and provide an explanation following the interrogatory questions.

MARCH FILING		
12.	Will Schedule SIS (Stockholder Information Supplement) be filed with the state of domicile by March 1?	NO
13.	Will the Financial Guaranty Insurance Exhibit be filed by March 1?	NO
14.	Will the Medicare Supplement Insurance Experience Exhibit be filed with the state of domicile and the NAIC by March 1?	NO
15.	Will Supplement A to Schedule T (Medical Professional Liability Supplement) be filed by March 1?	NO
16.	Will the Trusteed Surplus Statement be filed with the state of domicile and the NAIC by March 1?	NO
17.	Will the Premiums Attributed to Protected Cells Exhibit be filed by March 1?	NO
18.	Will the Reinsurance Summary Supplemental Filing for General Interrogatory 9 be filed with the state of domicile and the NAIC by March 1?	NO
19.	Will the Medicare Part D Coverage Supplement be filed with the state of domicile and the NAIC by March 1?	NO
20.	Will the confidential Actuarial Opinion Summary be filed with the state of domicile, if required, by March 15 (or the date otherwise specified)?	YES
21.	Will the Reinsurance Attestation Supplement be filed with the state of domicile and the NAIC by March 1?	YES
22.	Will the Exceptions to the Reinsurance Attestation Supplement be filed with the state of domicile by March 1?	YES
23.	Will the Bail Bond Supplement be filed with the state of domicile and the NAIC by March 1?	NO
24.	Will the Director and Officer Insurance Coverage Supplement be filed with the state of domicile and the NAIC by March 1?	NO
25.	Will an approval from the reporting entity's state of domicile for relief related to the five-year rotation requirement for lead audit partner be filed electronically with the NAIC by March 1?	NO
26.	Will an approval from the reporting entity's state of domicile for relief related to the one-year cooling off period for independent CPA be filed electronically with the NAIC by March 1?	NO
27.	Will an approval from the reporting entity's state of domicile for relief related to the Requirements for Audit Committees be filed electronically with the NAIC by March 1?	NO
28.	Will the Supplemental Schedule for Reinsurance Counterparty Reporting Exception - Asbestos and Pollution Contracts be filed with the state of domicile and the NAIC by March 1?	NO
APRIL FILING		
29.	Will the Credit Insurance Experience Exhibit be filed with state of domicile and the NAIC by April 1?	NO
30.	Will the Long-Term Care Experience Reporting Forms be filed with the state of domicile and the NAIC by April 1?	NO
31.	Will the Accident and Health Policy Experience Exhibit be filed by April 1?	NO
32.	Will the Supplemental Health Care Exhibit (Parts 1, 2 and 3) be filed with the state of domicile and the NAIC by April 1?	NO
33.	Will the regulator-only (non-public) Supplemental Health Care Exhibit's Expense Allocation Report be filed with the state of domicile and the NAIC by April 1?	NO
34.	Will the Cybersecurity and Identity Theft Insurance Coverage Supplement be filed with the state of domicile and the NAIC by April 1?	YES
35.	Will the Life, Health & Annuity Guaranty Association Model Act Assessment Base Reconciliation Exhibit be filed with the state of domicile and the NAIC by April 1?	NO
36.	Will the Adjustments to the Life, Health & Annuity Guaranty Association Model Act Assessment Base Reconciliation Exhibit (if required) be filed with state of domicile and the NAIC by April 1?	NO
AUGUST FILING		
37.	Will Management's Report of Internal Control Over Financial Reporting be filed with the state of domicile by August 1?	YES

NATIONWIDE INSURANCE COMPANY OF AMERICA
SUPPLEMENTAL EXHIBITS AND SCHEDULES INTERROGATORIES

The following supplemental reports are required to be filed as part of your statement filing unless specifically waived by the domiciliary state. However, in the event that your domiciliary state waives the filing requirement, your response of WAIVED to the specific interrogatory will be accepted in lieu of filing a "NONE" report and a bar code will be printed below. If the supplement is required of your company but is not being filed for whatever reason enter SEE EXPLANATION and provide an explanation following the interrogatory questions.

EXPLANATION:

BAR CODE:



1.
2.
3.
4.
5.
6.
7.
8.
9.
10.
11.

12. The data for this supplement is not required to be filed.
13. The data for this supplement is not required to be filed.
14. The data for this supplement is not required to be filed.
15. The data for this supplement is not required to be filed.
16. The data for this supplement is not required to be filed.
17. The data for this supplement is not required to be filed.
18. The data for this supplement is not required to be filed.
19. The data for this supplement is not required to be filed.

20.
21.
22.

23. The data for this supplement is not required to be filed.
24. The data for this supplement is not required to be filed.
25. The data for this supplement is not required to be filed.
26. The data for this supplement is not required to be filed.
27. The data for this supplement is not required to be filed.
28. The data for this supplement is not required to be filed.
29. The data for this supplement is not required to be filed.
30. The data for this supplement is not required to be filed.
31. The data for this supplement is not required to be filed.
32. The data for this supplement is not required to be filed.
33. The data for this supplement is not required to be filed.

34.



NATIONWIDE INSURANCE COMPANY OF AMERICA

SUPPLEMENTAL EXHIBITS AND SCHEDULES INTERROGATORIES

The following supplemental reports are required to be filed as part of your statement filing unless specifically waived by the domiciliary state. However, in the event that your domiciliary state waives the filing requirement, your response of WAIVED to the specific interrogatory will be accepted in lieu of filing a "NONE" report and a bar code will be printed below. If the supplement is required of your company but is not being filed for whatever reason enter SEE EXPLANATION and provide an explanation following the interrogatory questions.

35. The data for this supplement is not required to be filed.



36. The data for this supplement is not required to be filed.



37.

**Overflow Page
NONE**

**Overflow Page
NONE**

2018 ALPHABETICAL INDEX -- PROPERTY & CASUALTY ANNUAL STATEMENT BLANK

Assets	2	Schedule P-Part 2H-Section 2-Other Liability-Claims-Made	58
Cash Flow	5	Schedule P-Part 2I-Spec. Prop. (Fire, Allied Lines, Inland Marine, Earthquake, Burglary, Theft)	59
Exhibit of Capital Gains (Losses)	12	Schedule P-Part 2J-Auto Physical Damage	59
Exhibit of Net Investment Income	12	Schedule P-Part 2K-Fidelity, Surety	59
Exhibit of Nonadmitted Assets	13	Schedule P-Part 2L-Other (Including Credit, Accident and Health)	59
Exhibit of Premiums and Losses (State Page)	19	Schedule P-Part 2M-International	59
Five-Year Historical Data	17	Schedule P-Part 2N-Reinsurance – Nonproportional Assumed Property	60
General Interrogatories	15	Schedule P-Part 2O-Reinsurance – Nonproportional Assumed Liability	60
Jurat Page	1	Schedule P-Part 2P-Reinsurance – Nonproportional Assumed Financial Lines	60
Liabilities, Surplus and Other Funds	3	Schedule P-Part 2R-Section 1-Products Liability-Occurrence	61
Notes To Financial Statements	14	Schedule P-Part 2R-Section 2-Products Liability-Claims-Made	61
Overflow Page For Write-ins	100	Schedule P-Part 2S-Financial Guaranty/Mortgage Guaranty	61
Schedule A-Part 1	E01	Schedule P-Part 2T-Warranty	61
Schedule A-Part 2	E02	Schedule P-Part 3A-Homeowners/Farmowners	62
Schedule A-Part 3	E03	Schedule P-Part 3B-Private Passenger Auto Liability/Medical	62
Schedule A-Verification Between Years	SI02	Schedule P-Part 3C-Commercial Auto/Truck Liability/Medical	62
Schedule B-Part 1	E04	Schedule P-Part 3D-Workers' Compensation (Excluding Excess Workers Compensation)	62
Schedule B-Part 2	E05	Schedule P-Part 3E-Commercial Multiple Peril	62
Schedule B-Part 3	E06	Schedule P-Part 3F-Section 1 –Medical Professional Liability-Occurrence	63
Schedule B-Verification Between Years	SI02	Schedule P-Part 3F-Section 2-Medical Professional Liability-Claims-Made	63
Schedule BA-Part 1	E07	Schedule P-Part 3G-Special Liability (Ocean Marine, Aircraft (All Perils), Boiler & Machinery)	63
Schedule BA-Part 2	E08	Schedule P-Part 3H-Section 1-Other Liability-Occurrence	63
Schedule BA-Part 3	E09	Schedule P-Part 3H-Section 2-Other Liability-Claims-Made	63
Schedule BA-Verification Between Years	SI03	Schedule P-Part 3I-Spec. Prop. (Fire, Allied Lines, Inland Marine, Earthquake, Burglary, Theft)	64
Schedule D-Part 1	E10	Schedule P-Part 3J-Auto Physical Damage	64
Schedule D-Part 1A-Section 1	SI05	Schedule P-Part 3K-Fidelity/Surety	64
Schedule D-Part 1A-Section 2	SI08	Schedule P-Part 3L-Other (Including Credit, Accident and Health)	64
Schedule D-Part 2-Section 1	E11	Schedule P-Part 3M-International	64
Schedule D-Part 2-Section 2	E12	Schedule P-Part 3N-Reinsurance – Nonproportional Assumed Property	65
Schedule D-Part 3	E13	Schedule P-Part 3O-Reinsurance – Nonproportional Assumed Liability	65
Schedule D-Part 4	E14	Schedule P-Part 3P-Reinsurance – Nonproportional Assumed Financial Lines	65
Schedule D-Part 5	E15	Schedule P-Part 3R-Section 1-Products Liability-Occurrence	66
Schedule D-Part 6-Section 1	E16	Schedule P-Part 3R-Section 2-Products Liability-Claims-Made	66
Schedule D-Part 6-Section 2	E16	Schedule P-Part 3S-Financial Guaranty/Mortgage Guaranty	66
Schedule D-Summary By Country	SI04	Schedule P-Part 3T-Warranty	66
Schedule D-Verification Between Years	SI03	Schedule P-Part 4A-Homeowners/Farmowners	67
Schedule DA-Part 1	E17	Schedule P-Part 4B-Private Passenger Auto Liability/Medical	67
Schedule DA-Verification Between Years	SI10	Schedule P-Part 4C-Commercial Auto/Truck Liability/Medical	67
Schedule DB-Part A-Section 1	E18	Schedule P-Part 4D-Workers' Compensation (Excluding Excess Workers Compensation)	67
Schedule DB-Part A-Section 2	E19	Schedule P-Part 4E-Commercial Multiple Peril	67
Schedule DB-Part A-Verification Between Years	SI11	Schedule P-Part 4F-Section 1-Medical Professional Liability-Occurrence	68
Schedule DB-Part B-Section 1	E20	Schedule P-Part 4F-Section 2-Medical Professional Liability-Claims-Made	68
Schedule DB-Part B-Section 2	E21	Schedule P-Part 4G-Special Liability (Ocean Marine, Aircraft (All Perils), Boiler & Machinery)	68
Schedule DB-Part B-Verification Between Years	SI11	Schedule P-Part 4H-Section 1-Other Liability-Occurrence	68
Schedule DB-Part C-Section 1	SI12	Schedule P-Part 4H-Section 2-Other Liability-Claims-Made	68
Schedule DB-Part C-Section 2	SI13	Schedule P-Part 4I-Spec. Prop. (Fire, Allied Lines, Inland Marine, Earthquake, Burglary & Theft)	69
Schedule DB-Part D-Section 1	E22	Schedule P-Part 4J-Auto Physical Damage	69
Schedule DB-Part D-Section 2	E23	Schedule P-Part 4K-Fidelity/Surety	69
Schedule DB-Verification	SI14	Schedule P-Part 4L-Other (Including Credit, Accident and Health)	69
Schedule DL-Part 1	E24	Schedule P-Part 4M-International	69
Schedule DL-Part 2	E25	Schedule P-Part 4N-Reinsurance – Nonproportional Assumed Property	70
Schedule E-Part 1-Cash	E26	Schedule P-Part 4O-Reinsurance – Nonproportional Assumed Liability	70
Schedule E-Part 2-Cash Equivalents	E27	Schedule P-Part 4P-Reinsurance – Nonproportional Assumed Financial Lines	70
Schedule E-Verification Between Years	SI15	Schedule P-Part 4R-Section 1-Products Liability-Occurrence	71
Schedule E-Part 3-Special Deposits	E28	Schedule P-Part 4R-Section 2-Products Liability-Claims-Made	71
Schedule F-Part 1	20	Schedule P-Part 4S-Financial Guaranty/Mortgage Guaranty	71
Schedule F-Part 2	21	Schedule P-Part 4T-Warranty	71
Schedule F-Part 3	22	Schedule P-Part 5A-Homeowners/Farmowners	72
Schedule F-Part 4	27	Schedule P-Part 5B-Private Passenger Auto Liability/Medical	73
Schedule F-Part 5	28	Schedule P-Part 5C-Commercial Auto/Truck Liability/Medical	74
Schedule F-Part 6	29	Schedule P-Part 5D-Workers' Compensation (Excluding Excess Workers Compensation)	75
Schedule H-Accident and Health Exhibit-Part 1	30	Schedule P-Part 5E-Commercial Multiple Peril	76
Schedule H-Part 2, Part 3 and Part 4	31	Schedule P-Part 5F-Medical Professional Liability-Claims-Made	78
Schedule H-Part 5-Health Claims	32	Schedule P-Part 5F-Medical Professional Liability-Occurrence	77
Schedule P-Part 1-Summary	33	Schedule P-Part 5H-Other Liability-Claims-Made	80
Schedule P-Part 1A-Homeowners/Farmowners	35	Schedule P-Part 5H-Other Liability-Occurrence	79
Schedule P-Part 1B-Private Passenger Auto Liability/Medical	36	Schedule P-Part 5R-Products Liability-Claims-Made	82
Schedule P-Part 1C-Commercial Auto/Truck Liability/Medical	37	Schedule P-Part 5R-Products Liability-Occurrence	81
Schedule P-Part 1D-Workers' Compensation (Excluding Excess Workers Compensation)	38	Schedule P-Part 5T-Warranty	83
Schedule P-Part 1E-Commercial Multiple Peril	39	Schedule P-Part 6C-Commercial Auto/Truck Liability/Medical	84
Schedule P-Part 1F-Section 1-Medical Professional Liability-Occurrence	40	Schedule P-Part 6D-Workers' Compensation (Excluding Excess Workers Compensation)	84
Schedule P-Part 1F-Section 2-Medical Professional Liability-Claims-Made	41	Schedule P-Part 6E-Commercial Multiple Peril	85
Schedule P-Part 1G-Special Liability (Ocean, Marine, Aircraft (All Perils), Boiler & Machinery)	42	Schedule P-Part 6H-Other Liability-Claims-Made	86
Schedule P-Part 1H-Section 1-Other Liability-Occurrence	43	Schedule P-Part 6H-Other Liability-Occurrence	85
Schedule P-Part 1H-Section 2-Other Liability-Claims-Made	44	Schedule P-Part 6M-International	86
Schedule P-Part 1I-Spec. Prop. (Fire, Allied Lines, Inland Marine, Earthquake, Burglary & Theft)	45	Schedule P-Part 6N-Reinsurance – Nonproportional Assumed Property	87
Schedule P-Part 1J-Auto Physical Damage	46	Schedule P-Part 6O-Reinsurance – Nonproportional Assumed Liability	87
Schedule P-Part 1K-Fidelity/Surety	47	Schedule P-Part 6R-Products Liability-Claims-Made	88
Schedule P-Part 1L-Other (Including Credit, Accident and Health)	48	Schedule P-Part 6R-Products Liability-Occurrence	88
Schedule P-Part 1M-International	49	Schedule P-Part 7A-Primary Loss Sensitive Contracts	89
Schedule P-Part 1N-Reinsurance – Nonproportional Assumed Property	50	Schedule P-Part 7B-Reinsurance Loss Sensitive Contracts	91
Schedule P-Part 1O-Reinsurance – Nonproportional Assumed Liability	51	Schedule P Interrogatories	93
Schedule P-Part 1P-Reinsurance – Nonproportional Assumed Financial Lines	52	Schedule T-Exhibit of Premiums Written	94
Schedule P-Part 1R-Section 1-Products Liability-Occurrence	53	Schedule T-Part 2-Interstate Compact	95
Schedule P-Part 1R-Section 2-Products Liability-Claims-Made	54	Schedule Y-Information Concerning Activities of Insurer Members of a Holding Company Group	96
Schedule P-Part 1S-Financial Guaranty/Mortgage Guaranty	55	Schedule Y-Detail of Insurance Holding Company System	97
Schedule P-Part 1T-Warranty	56	Schedule Y-Part 2-Summary of Insurer's Transactions With Any Affiliates	98
Schedule P-Part 2, Part 3 and Part 4 - Summary	34	Statement of Income	4
Schedule P-Part 2A-Homeowners/Farmowners	57	Summary Investment Schedule	SI01
Schedule P-Part 2B-Private Passenger Auto Liability/Medical	57	Supplemental Exhibits and Schedules Interrogatories	99
Schedule P-Part 2C-Commercial Auto/Truck Liability/Medical	57	Underwriting and Investment Exhibit Part 1	6
Schedule P-Part 2D-Workers' Compensation (Excluding Excess Workers Compensation)	57	Underwriting and Investment Exhibit Part 1A	7
Schedule P-Part 2E-Commercial Multiple Peril	57	Underwriting and Investment Exhibit Part 1B	8
Schedule P-Part 2F-Section 1-Medical Professional Liability-Occurrence	58	Underwriting and Investment Exhibit Part 2	9
Schedule P-Part 2F-Section 2-Medical Professional Liability-Claims-Made	58	Underwriting and Investment Exhibit Part 2A	10
Schedule P-Part 2G-Special Liability (Ocean Marine, Aircraft (All Perils), Boiler & Machinery)	58	Underwriting and Investment Exhibit Part 3	11
Schedule P-Part 2H-Section 1-Other Liability-Occurrence	58		