



ANNUAL STATEMENT

For the Year Ended December 31, 2018
of the Condition and Affairs of the

Safe Auto Insurance Company

NAIC Group Code..... 0, 0
(Current Period) (Prior Period)

NAIC Company Code..... 25405

Employer's ID Number..... 31-1379882

Organized under the Laws of OH

State of Domicile or Port of Entry OH

Country of Domicile US

Incorporated/Organized..... May 28, 1993

Commenced Business..... August 25, 1993

Statutory Home Office 4 Easton Oval .. Columbus .. OH 43219
(Street and Number) (City or Town, State, Country and Zip Code)

Main Administrative Office 4 Easton Oval .. Columbus .. OH 43219
(Street and Number) (City or Town, State, Country and Zip Code)

614-231-0200
(Area Code) (Telephone Number)

Mail Address 4 Easton Oval .. Columbus .. OH 43219
(Street and Number or P. O. Box) (City or Town, State, Country and Zip Code)

Primary Location of Books and Records 4 Easton Oval .. Columbus .. OH 43219
(Street and Number) (City or Town, State, Country and Zip Code)

614-231-0200
(Area Code) (Telephone Number)

Internet Web Site Address www.safeauto.com

Statutory Statement Contact	Thomas Happensack (Name)	614-944-7680 (Area Code) (Telephone Number) (Extension)
	thomas.happensack@safeauto.com (E-Mail Address)	614-559-5357 (Fax Number)

OFFICERS

Name	Title	Name	Title
1. Ronald H Davies	Chief Executive Officer & President	2. Kelly A Armstrong	Chief Legal Officer & Secretary
3. Gregory A Sutton	Chief Financial Officer & Treasurer	4. Thomas J Happensack	Controller

OTHER




Mark LeMaster	Claims Leader	Evan McKee	Product Leader
Partha Srinivasa	Chief Information Officer	Charles Kordes	Customer Demand & Experience Leader

DIRECTORS OR TRUSTEES

Ronald Davies	Ari Deshe	Elie Deshe	Jon Diamond
Gabriel Gliksberg	William Graves	Oded Gur-Arie	Karen Morrison #

State of..... Ohio
County of..... Franklin

The officers of this reporting entity being duly sworn, each depose and say that they are the described officers of said reporting entity, and that on the reporting period stated above, all of the herein described assets were the absolute property of the said reporting entity, free and clear from any liens or claims thereon, except as herein stated, and that this statement, together with related exhibits, schedules and explanations therein contained, annexed or referred to, is a full and true statement of all the assets and liabilities and of the condition and affairs of the said reporting entity as of the reporting period stated above, and of its income and deductions therefrom for the period ended, and have been completed in accordance with the NAIC *Annual Statement Instructions and Accounting Practices and Procedures* manual except to the extent that: (1) state law may differ; or, (2) that state rules or regulations require differences in reporting not related to accounting practices and procedures, according to the best of their information, knowledge and belief, respectively. Furthermore, the scope of this attestation by the described officers also includes the related corresponding electronic filing with the NAIC, when required, that is an exact copy (except for formatting differences due to electronic filing) of the enclosed statement. The electronic filing may be requested by various regulators in lieu of or in addition to the enclosed statement.

 (Signature) Ronald H Davies 1. (Printed Name) Chief Executive Officer & President (Title)	 (Signature) Kelly A Armstrong 2. (Printed Name) Chief Legal Officer & Secretary (Title)	 (Signature) Gregory A Sutton 3. (Printed Name) Chief Financial Officer & Treasurer (Title)
---	--	---

Subscribed and sworn to before me
This 25th day of February 2019

a. Is this an original filing? Yes [X] No []

b. If no

1. State the amendment number _____

2. Date filed _____

3. Number of pages attached _____

Katelyn Moran



EXHIBIT OF PREMIUMS AND LOSSES (Statutory Page 14)



NAIC Group Code....0 NAIC Company Code....25405

BUSINESS IN THE STATE OF ARKANSAS DURING THE YEAR

19.AR

Line of Business	Gross Premiums, Including Policy and Membership Fees, Less Return Premiums and Premiums on Policies not Taken		3 Dividends Paid or Credited to Policyholders on Direct Business	4 Direct Unearned Premium Reserves	5 Direct Losses Paid (deducting salvage)	6 Direct Losses Incurred	7 Direct Losses Unpaid	8 Direct Defense and Cost Containment Expense Paid	9 Direct Defense and Cost Containment Expense Incurred	10 Direct Defense and Cost Containment Expense Unpaid	11 Commissions and Brokerage Expenses	12 Taxes, Licenses and Fees
	1 Direct Premiums Written	2 Direct Premiums Earned										
1. Fire.....												
2.1 Allied lines.....												
2.2 Multiple peril crop.....												
2.3 Federal flood.....												
2.4 Private crop.....												
2.5 Private flood.....												
3. Farmowners multiple peril.....												
4. Homeowners multiple peril.....												
5.1 Commercial multiple peril (non-liability portion).....												
5.2 Commercial multiple peril (liability portion).....												
6. Mortgage guaranty.....												
8. Ocean marine.....												
9. Inland marine.....												
10. Financial guaranty.....												
11. Medical professional liability.....												
12. Earthquake.....												
13. Group accident and health (b).....												
14. Credit A&H (group and individual).....												
15.1 Collectively renewable A&H (b).....												
15.2 Non-cancelable A&H (b).....												
15.3 Guaranteed renewable A&H (b).....												
15.4 Non-renewable for stated reasons only (b).....												
15.5 Other accident only.....												
15.6 Medicare Title XVIII exempt from state taxes or fees.....												
15.7 All other A&H (b).....												
15.8 Federal employees health benefits plan premium.....												
16. Workers' compensation.....												
17.1 Other liability-occurrence.....												
17.2 Other liability-claims-made.....												
17.3 Excess workers' compensation.....												
18. Products liability.....												
19.1 Private passenger auto no-fault (personal injury protection).....												
19.2 Other private passenger auto liability.....												
19.3 Commercial auto no-fault (personal injury protection).....												
19.4 Other commercial auto liability.....												
21.1 Private passenger auto physical damage.....												
21.2 Commercial auto physical damage.....												
22. Aircraft (all perils).....												
23. Fidelity.....												
24. Surety.....												
26. Burglary and theft.....												
27. Boiler and machinery.....												
28. Credit.....												
30. Warranty.....												
34. Aggregate write-ins for other lines of business.....	0	0	0	0	0	0	0	0	0	0	0	0
35. TOTALS (a).....	0	0	0	0	0	0	0	0	0	0	0	0

DETAILS OF WRITE-INS

3401.												
3402.												
3403.												
3498. Summary of remaining write-ins for Line 34 from overflow page.....	0	0	0	0	0	0	0	0	0	0	0	0
3499. TOTALS (Lines 3401 through 3403 plus 3498) (Line 34 above).....	0	0	0	0	0	0	0	0	0	0	0	0

(a) Finance and service charges not included in Lines 1 to 35 \$.....0.
(b) For health business on indicated lines report: Number of persons insured under PPO managed care products.....0 and number of persons insured under indemnity only products.....0.

EXHIBIT OF PREMIUMS AND LOSSES (Statutory Page 14)



NAIC Group Code.....0 NAIC Company Code....25405

BUSINESS IN THE STATE OF ARIZONA DURING THE YEAR

19.AZ

Line of Business	Gross Premiums, Including Policy and Membership Fees, Less Return Premiums and Premiums on Policies not Taken		3 Dividends Paid or Credited to Policyholders on Direct Business	4 Direct Unearned Premium Reserves	5 Direct Losses Paid (deducting salvage)	6 Direct Losses Incurred	7 Direct Losses Unpaid	8 Direct Defense and Cost Containment Expense Paid	9 Direct Defense and Cost Containment Expense Incurred	10 Direct Defense and Cost Containment Expense Unpaid	11 Commissions and Brokerage Expenses	12 Taxes, Licenses and Fees
	1 Direct Premiums Written	2 Direct Premiums Earned										
1. Fire.....												
2.1 Allied lines.....												
2.2 Multiple peril crop.....												
2.3 Federal flood.....												
2.4 Private crop.....												
2.5 Private flood.....												
3. Farmowners multiple peril.....												
4. Homeowners multiple peril.....												
5.1 Commercial multiple peril (non-liability portion).....												
5.2 Commercial multiple peril (liability portion).....												
6. Mortgage guaranty.....												
8. Ocean marine.....												
9. Inland marine.....												
10. Financial guaranty.....												
11. Medical professional liability.....												
12. Earthquake.....												
13. Group accident and health (b).....												
14. Credit A&H (group and individual).....												
15.1 Collectively renewable A&H (b).....												
15.2 Non-cancelable A&H (b).....												
15.3 Guaranteed renewable A&H (b).....												
15.4 Non-renewable for stated reasons only (b).....												
15.5 Other accident only.....												
15.6 Medicare Title XVIII exempt from state taxes or fees.....												
15.7 All other A&H (b).....												
15.8 Federal employees health benefits plan premium.....												
16. Workers' compensation.....												
17.1 Other liability-occurrence.....												
17.2 Other liability-claims-made.....												
17.3 Excess workers' compensation.....												
18. Products liability.....												
19.1 Private passenger auto no-fault (personal injury protection).....												
19.2 Other private passenger auto liability.....	9,083,386	9,280,187		2,073,122	5,521,578	5,198,574	3,571,349	104,330	75,469	351,883	714,562	265,314
19.3 Commercial auto no-fault (personal injury protection).....												
19.4 Other commercial auto liability.....												
21.1 Private passenger auto physical damage.....	3,694,502	3,812,247		822,676	2,679,771	2,488,874	267,464	5,049	4,115	1,357	290,635	107,912
21.2 Commercial auto physical damage.....												
22. Aircraft (all perils).....												
23. Fidelity.....												
24. Surety.....												
26. Burglary and theft.....												
27. Boiler and machinery.....												
28. Credit.....												
30. Warranty.....												
34. Aggregate write-ins for other lines of business.....	0	0	0	0	0	0	0	0	0	0	0	0
35. TOTALS (a).....	12,777,888	13,092,434	0	2,895,798	8,201,349	7,687,448	3,838,813	109,379	79,584	353,240	1,005,197	373,226

DETAILS OF WRITE-INS

3401.												
3402.												
3403.												
3498. Summary of remaining write-ins for Line 34 from overflow page.....	0	0	0	0	0	0	0	0	0	0	0	0
3499. TOTALS (Lines 3401 through 3403 plus 3498) (Line 34 above).....	0	0	0	0	0	0	0	0	0	0	0	0

(a) Finance and service charges not included in Lines 1 to 35 \$.....1,085,902.
(b) For health business on indicated lines report: Number of persons insured under PPO managed care products.....0 and number of persons insured under indemnity only products.....0.

EXHIBIT OF PREMIUMS AND LOSSES (Statutory Page 14)



NAIC Group Code....0 NAIC Company Code....25405

BUSINESS IN THE STATE OF CALIFORNIA DURING THE YEAR

19.CA

Line of Business	Gross Premiums, Including Policy and Membership Fees, Less Return Premiums and Premiums on Policies not Taken		3 Dividends Paid or Credited to Policyholders on Direct Business	4 Direct Unearned Premium Reserves	5 Direct Losses Paid (deducting salvage)	6 Direct Losses Incurred	7 Direct Losses Unpaid	8 Direct Defense and Cost Containment Expense Paid	9 Direct Defense and Cost Containment Expense Incurred	10 Direct Defense and Cost Containment Expense Unpaid	11 Commissions and Brokerage Expenses	12 Taxes, Licenses and Fees
	1 Direct Premiums Written	2 Direct Premiums Earned										
1. Fire.....												
2.1 Allied lines.....												
2.2 Multiple peril crop.....												
2.3 Federal flood.....												
2.4 Private crop.....												
2.5 Private flood.....												
3. Farmowners multiple peril.....												
4. Homeowners multiple peril.....												
5.1 Commercial multiple peril (non-liability portion).....												
5.2 Commercial multiple peril (liability portion).....												
6. Mortgage guaranty.....												
8. Ocean marine.....												
9. Inland marine.....												
10. Financial guaranty.....												
11. Medical professional liability.....												
12. Earthquake.....												
13. Group accident and health (b).....												
14. Credit A&H (group and individual).....												
15.1 Collectively renewable A&H (b).....												
15.2 Non-cancelable A&H (b).....												
15.3 Guaranteed renewable A&H (b).....												
15.4 Non-renewable for stated reasons only (b).....												
15.5 Other accident only.....												
15.6 Medicare Title XVIII exempt from state taxes or fees.....												
15.7 All other A&H (b).....												
15.8 Federal employees health benefits plan premium.....												
16. Workers' compensation.....												
17.1 Other liability-occurrence.....												
17.2 Other liability-claims-made.....												
17.3 Excess workers' compensation.....												
18. Products liability.....												
19.1 Private passenger auto no-fault (personal injury protection).....												
19.2 Other private passenger auto liability.....	4,698,283	5,041,638		541,905	4,191,374	2,288,258	2,058,362	270,488	270,488	706,103	1,138,923	163,357
19.3 Commercial auto no-fault (personal injury protection).....												
19.4 Other commercial auto liability.....												
21.1 Private passenger auto physical damage.....	2,401,275	2,597,539		255,368	1,077,750	826,063	(73,959)	21,784	25,393	3,897	582,099	83,491
21.2 Commercial auto physical damage.....												
22. Aircraft (all perils).....												
23. Fidelity.....												
24. Surety.....												
26. Burglary and theft.....												
27. Boiler and machinery.....												
28. Credit.....												
30. Warranty.....												
34. Aggregate write-ins for other lines of business.....	0	0	0	0	0	0	0	0	0	0	0	0
35. TOTALS (a).....	7,099,558	7,639,177	0	797,273	5,269,124	3,114,321	1,984,403	292,272	295,881	710,000	1,721,022	246,848

DETAILS OF WRITE-INS

3401.												
3402.												
3403.												
3498. Summary of remaining write-ins for Line 34 from overflow page.....	0	0	0	0	0	0	0	0	0	0	0	0
3499. TOTALS (Lines 3401 through 3403 plus 3498) (Line 34 above).....	0	0	0	0	0	0	0	0	0	0	0	0

(a) Finance and service charges not included in Lines 1 to 35 \$.....819,446.

(b) For health business on indicated lines report: Number of persons insured under PPO managed care products.....0 and number of persons insured under indemnity only products.....0.

EXHIBIT OF PREMIUMS AND LOSSES (Statutory Page 14)



NAIC Group Code....0 NAIC Company Code....25405

BUSINESS IN THE STATE OF **COLORADO** DURING THE YEAR

19.CO

Line of Business	Gross Premiums, Including Policy and Membership Fees, Less Return Premiums and Premiums on Policies not Taken		3 Dividends Paid or Credited to Policyholders on Direct Business	4 Direct Unearned Premium Reserves	5 Direct Losses Paid (deducting salvage)	6 Direct Losses Incurred	7 Direct Losses Unpaid	8 Direct Defense and Cost Containment Expense Paid	9 Direct Defense and Cost Containment Expense Incurred	10 Direct Defense and Cost Containment Expense Unpaid	11 Commissions and Brokerage Expenses	12 Taxes, Licenses and Fees
	1 Direct Premiums Written	2 Direct Premiums Earned										
1. Fire.....												
2.1 Allied lines.....												
2.2 Multiple peril crop.....												
2.3 Federal flood.....												
2.4 Private crop.....												
2.5 Private flood.....												
3. Farmowners multiple peril.....												
4. Homeowners multiple peril.....												
5.1 Commercial multiple peril (non-liability portion).....												
5.2 Commercial multiple peril (liability portion).....												
6. Mortgage guaranty.....												
8. Ocean marine.....												
9. Inland marine.....												
10. Financial guaranty.....												
11. Medical professional liability.....												
12. Earthquake.....												
13. Group accident and health (b).....												
14. Credit A&H (group and individual).....												
15.1 Collectively renewable A&H (b).....												
15.2 Non-cancelable A&H (b).....												
15.3 Guaranteed renewable A&H (b).....												
15.4 Non-renewable for stated reasons only (b).....												
15.5 Other accident only.....												
15.6 Medicare Title XVIII exempt from state taxes or fees.....												
15.7 All other A&H (b).....												
15.8 Federal employees health benefits plan premium.....												
16. Workers' compensation.....												
17.1 Other liability-occurrence.....												
17.2 Other liability-claims-made.....												
17.3 Excess workers' compensation.....												
18. Products liability.....												
19.1 Private passenger auto no-fault (personal injury protection).....												
19.2 Other private passenger auto liability.....												
19.3 Commercial auto no-fault (personal injury protection).....												
19.4 Other commercial auto liability.....												
21.1 Private passenger auto physical damage.....												
21.2 Commercial auto physical damage.....												
22. Aircraft (all perils).....												
23. Fidelity.....												
24. Surety.....												
26. Burglary and theft.....												
27. Boiler and machinery.....												
28. Credit.....												
30. Warranty.....												
34. Aggregate write-ins for other lines of business.....	0	0	0	0	0	0	0	0	0	0	0	0
35. TOTALS (a).....	0	0	0	0	0	0	0	0	0	0	0	0

DETAILS OF WRITE-INS

3401.												
3402.												
3403.												
3498. Summary of remaining write-ins for Line 34 from overflow page.....	0	0	0	0	0	0	0	0	0	0	0	0
3499. TOTALS (Lines 3401 through 3403 plus 3498) (Line 34 above).....	0	0	0	0	0	0	0	0	0	0	0	0

(a) Finance and service charges not included in Lines 1 to 35 \$.....0.
(b) For health business on indicated lines report: Number of persons insured under PPO managed care products.....0 and number of persons insured under indemnity only products.....0.

EXHIBIT OF PREMIUMS AND LOSSES (Statutory Page 14)



NAIC Group Code.....0 NAIC Company Code....25405

BUSINESS IN THE STATE OF **GEORGIA** DURING THE YEAR

19.GA

Line of Business	Gross Premiums, Including Policy and Membership Fees, Less Return Premiums and Premiums on Policies not Taken		3 Dividends Paid or Credited to Policyholders on Direct Business	4 Direct Unearned Premium Reserves	5 Direct Losses Paid (deducting salvage)	6 Direct Losses Incurred	7 Direct Losses Unpaid	8 Direct Defense and Cost Containment Expense Paid	9 Direct Defense and Cost Containment Expense Incurred	10 Direct Defense and Cost Containment Expense Unpaid	11 Commissions and Brokerage Expenses	12 Taxes, Licenses and Fees
	1 Direct Premiums Written	2 Direct Premiums Earned										
1. Fire.....												
2.1 Allied lines.....												
2.2 Multiple peril crop.....												
2.3 Federal flood.....												
2.4 Private crop.....												
2.5 Private flood.....												
3. Farmowners multiple peril.....												
4. Homeowners multiple peril.....												
5.1 Commercial multiple peril (non-liability portion).....												
5.2 Commercial multiple peril (liability portion).....												
6. Mortgage guaranty.....												
8. Ocean marine.....												
9. Inland marine.....												
10. Financial guaranty.....												
11. Medical professional liability.....												
12. Earthquake.....												
13. Group accident and health (b).....												
14. Credit A&H (group and individual).....												
15.1 Collectively renewable A&H (b).....												
15.2 Non-cancelable A&H (b).....												
15.3 Guaranteed renewable A&H (b).....												
15.4 Non-renewable for stated reasons only (b).....												
15.5 Other accident only.....												
15.6 Medicare Title XVIII exempt from state taxes or fees.....												
15.7 All other A&H (b).....												
15.8 Federal employees health benefits plan premium.....												
16. Workers' compensation.....												
17.1 Other liability-occurrence.....												
17.2 Other liability-claims-made.....												
17.3 Excess workers' compensation.....												
18. Products liability.....												
19.1 Private passenger auto no-fault (personal injury protection).....												
19.2 Other private passenger auto liability.....	24,240,285	24,654,118		6,507,374	15,304,953	15,416,350	9,694,233	255,022	353,000	525,842	2,779,495	1,256,520
19.3 Commercial auto no-fault (personal injury protection).....												
19.4 Other commercial auto liability.....												
21.1 Private passenger auto physical damage.....	6,398,851	6,629,517		1,701,698	3,465,413	3,725,617	681,012	16,822	17,399	2,968	733,720	331,691
21.2 Commercial auto physical damage.....												
22. Aircraft (all perils).....												
23. Fidelity.....												
24. Surety.....												
26. Burglary and theft.....												
27. Boiler and machinery.....												
28. Credit.....												
30. Warranty.....												
34. Aggregate write-ins for other lines of business.....	0	0	0	0	0	0	0	0	0	0	0	0
35. TOTALS (a).....	30,639,136	31,283,635	0	8,209,072	18,770,366	19,141,967	10,375,245	271,844	370,399	528,810	3,513,215	1,588,211

DETAILS OF WRITE-INS

3401.												
3402.												
3403.												
3498. Summary of remaining write-ins for Line 34 from overflow page.....	0	0	0	0	0	0	0	0	0	0	0	0
3499. TOTALS (Lines 3401 through 3403 plus 3498) (Line 34 above).....	0	0	0	0	0	0	0	0	0	0	0	0

(a) Finance and service charges not included in Lines 1 to 35 \$.....1,454,299.
(b) For health business on indicated lines report: Number of persons insured under PPO managed care products.....0 and number of persons insured under indemnity only products.....0.

EXHIBIT OF PREMIUMS AND LOSSES (Statutory Page 14)



NAIC Group Code....0 NAIC Company Code....25405

BUSINESS IN GRAND TOTAL DURING THE YEAR

19.GT

Line of Business	Gross Premiums, Including Policy and Membership Fees, Less Return Premiums and Premiums on Policies not Taken		3 Dividends Paid or Credited to Policyholders on Direct Business	4 Direct Unearned Premium Reserves	5 Direct Losses Paid (deducting salvage)	6 Direct Losses Incurred	7 Direct Losses Unpaid	8 Direct Defense and Cost Containment Expense Paid	9 Direct Defense and Cost Containment Expense Incurred	10 Direct Defense and Cost Containment Expense Unpaid	11 Commissions and Brokerage Expenses	12 Taxes, Licenses and Fees
	1 Direct Premiums Written	2 Direct Premiums Earned										
1. Fire.....												
2.1 Allied lines.....												
2.2 Multiple peril crop.....												
2.3 Federal flood.....												
2.4 Private crop.....												
2.5 Private flood.....												
3. Farmowners multiple peril.....												
4. Homeowners multiple peril.....												
5.1 Commercial multiple peril (non-liability portion).....												
5.2 Commercial multiple peril (liability portion).....												
6. Mortgage guaranty.....												
8. Ocean marine.....												
9. Inland marine.....												
10. Financial guaranty.....												
11. Medical professional liability.....												
12. Earthquake.....												
13. Group accident and health (b).....												
14. Credit A&H (group and individual).....												
15.1 Collectively renewable A&H (b).....												
15.2 Non-cancelable A&H (b).....												
15.3 Guaranteed renewable A&H (b).....												
15.4 Non-renewable for stated reasons only (b).....												
15.5 Other accident only.....												
15.6 Medicare Title XVIII exempt from state taxes or fees.....												
15.7 All other A&H (b).....												
15.8 Federal employees health benefits plan premium.....												
16. Workers' compensation.....												
17.1 Other liability-occurrence.....												
17.2 Other liability-claims-made.....												
17.3 Excess workers' compensation.....												
18. Products liability.....												
19.1 Private passenger auto no-fault (personal injury protection).....	17,498,513	17,400,550		4,163,286	9,043,850	9,696,862	4,201,425	115,328	115,874	391,459	2,181,854	396,818
19.2 Other private passenger auto liability.....	264,790,346	262,136,705		64,991,742	142,916,673	150,456,648	97,257,614	4,435,736	4,322,801	10,500,664	33,497,926	6,682,394
19.3 Commercial auto no-fault (personal injury protection).....												
19.4 Other commercial auto liability.....												
21.1 Private passenger auto physical damage.....	105,054,494	105,813,218		24,875,947	58,698,508	60,856,221	7,521,821	183,413	190,783	39,924	13,617,427	2,509,645
21.2 Commercial auto physical damage.....												
22. Aircraft (all perils).....												
23. Fidelity.....												
24. Surety.....												
26. Burglary and theft.....												
27. Boiler and machinery.....												
28. Credit.....												
30. Warranty.....												
34. Aggregate write-ins for other lines of business.....	0	0	0	0	0	0	0	0	0	0	0	0
35. TOTALS (a).....	387,343,353	385,350,473	0	94,030,975	210,659,031	221,009,731	108,980,860	4,734,477	4,629,458	10,932,047	49,297,207	9,588,857

DETAILS OF WRITE-INS

3401.												
3402.												
3403.												
3498. Summary of remaining write-ins for Line 34 from overflow page.....	0	0	0	0	0	0	0	0	0	0	0	0
3499. TOTALS (Lines 3401 through 3403 plus 3498) (Line 34 above).....	0	0	0	0	0	0	0	0	0	0	0	0

(a) Finance and service charges not included in Lines 1 to 35 \$.....28,561,031.

(b) For health business on indicated lines report: Number of persons insured under PPO managed care products.....0 and number of persons insured under indemnity only products.....0.

EXHIBIT OF PREMIUMS AND LOSSES (Statutory Page 14)



NAIC Group Code....0 NAIC Company Code....25405

BUSINESS IN THE STATE OF ILLINOIS DURING THE YEAR

7161

Line of Business	Gross Premiums, Including Policy and Membership Fees, Less Return Premiums and Premiums on Policies not Taken		3 Dividends Paid or Credited to Policyholders on Direct Business	4 Direct Unearned Premium Reserves	5 Direct Losses Paid (deducting salvage)	6 Direct Losses Incurred	7 Direct Losses Unpaid	8 Direct Defense and Cost Containment Expense Paid	9 Direct Defense and Cost Containment Expense Incurred	10 Direct Defense and Cost Containment Expense Unpaid	11 Commissions and Brokerage Expenses	12 Taxes, Licenses and Fees
	1 Direct Premiums Written	2 Direct Premiums Earned										
1. Fire.....												
2.1 Allied lines.....												
2.2 Multiple peril crop.....												
2.3 Federal flood.....												
2.4 Private crop.....												
2.5 Private flood.....												
3. Farmowners multiple peril.....												
4. Homeowners multiple peril.....												
5.1 Commercial multiple peril (non-liability portion).....												
5.2 Commercial multiple peril (liability portion).....												
6. Mortgage guaranty.....												
8. Ocean marine.....												
9. Inland marine.....												
10. Financial guaranty.....												
11. Medical professional liability.....												
12. Earthquake.....												
13. Group accident and health (b).....												
14. Credit A&H (group and individual).....												
15.1 Collectively renewable A&H (b).....												
15.2 Non-cancelable A&H (b).....												
15.3 Guaranteed renewable A&H (b).....												
15.4 Non-renewable for stated reasons only (b).....												
15.5 Other accident only.....												
15.6 Medicare Title XVIII exempt from state taxes or fees.....												
15.7 All other A&H (b).....												
15.8 Federal employees health benefits plan premium.....												
16. Workers' compensation.....												
17.1 Other liability-occurrence.....												
17.2 Other liability-claims-made.....												
17.3 Excess workers' compensation.....												
18. Products liability.....												
19.1 Private passenger auto no-fault (personal injury protection).....					22,120	22,120		88	88			
19.2 Other private passenger auto liability.....	10,630,058	11,029,878		2,457,705	6,209,392	6,637,110	4,835,695	179,112	197,616	533,526	636,104	221,857
19.3 Commercial auto no-fault (personal injury protection).....												
19.4 Other commercial auto liability.....												
21.1 Private passenger auto physical damage.....	5,278,765	5,447,037		1,202,062	3,930,079	4,096,677	532,765	4,027	4,378	2,414	315,882	110,172
21.2 Commercial auto physical damage.....												
22. Aircraft (all perils).....												
23. Fidelity.....												
24. Surety.....												
26. Burglary and theft.....												
27. Boiler and machinery.....												
28. Credit.....												
30. Warranty.....												
34. Aggregate write-ins for other lines of business.....	0	0	0	0	0	0	0	0	0	0	0	0
35. TOTALS (a).....	15,908,823	16,476,915	0	3,659,767	10,161,591	10,755,907	5,368,460	183,227	202,082	535,940	951,986	332,029

DETAILS OF WRITE-INS

3401.												
3402.												
3403.												
3498. Summary of remaining write-ins for Line 34 from overflow page.....	0	0	0	0	0	0	0	0	0	0	0	0
3499. TOTALS (Lines 3401 through 3403 plus 3498) (Line 34 above).....	0	0	0	0	0	0	0	0	0	0	0	0

(a) Finance and service charges not included in Lines 1 to 35 \$.....1,256,200.
(b) For health business on indicated lines report: Number of persons insured under PPO managed care products.....0 and number of persons insured under indemnity only products.....0.

EXHIBIT OF PREMIUMS AND LOSSES (Statutory Page 14)



NAIC Group Code.....0 NAIC Company Code....25405

BUSINESS IN THE STATE OF INDIANA DURING THE YEAR

19'61

Line of Business	Gross Premiums, Including Policy and Membership Fees, Less Return Premiums and Premiums on Policies not Taken		3 Dividends Paid or Credited to Policyholders on Direct Business	4 Direct Unearned Premium Reserves	5 Direct Losses Paid (deducting salvage)	6 Direct Losses Incurred	7 Direct Losses Unpaid	8 Direct Defense and Cost Containment Expense Paid	9 Direct Defense and Cost Containment Expense Incurred	10 Direct Defense and Cost Containment Expense Unpaid	11 Commissions and Brokerage Expenses	12 Taxes, Licenses and Fees
	1 Direct Premiums Written	2 Direct Premiums Earned										
1. Fire.....												
2.1 Allied lines.....												
2.2 Multiple peril crop.....												
2.3 Federal flood.....												
2.4 Private crop.....												
2.5 Private flood.....												
3. Farmowners multiple peril.....												
4. Homeowners multiple peril.....												
5.1 Commercial multiple peril (non-liability portion).....												
5.2 Commercial multiple peril (liability portion).....												
6. Mortgage guaranty.....												
8. Ocean marine.....												
9. Inland marine.....												
10. Financial guaranty.....												
11. Medical professional liability.....												
12. Earthquake.....												
13. Group accident and health (b).....												
14. Credit A&H (group and individual).....												
15.1 Collectively renewable A&H (b).....												
15.2 Non-cancelable A&H (b).....												
15.3 Guaranteed renewable A&H (b).....												
15.4 Non-renewable for stated reasons only (b).....												
15.5 Other accident only.....												
15.6 Medicare Title XVIII exempt from state taxes or fees.....												
15.7 All other A&H (b).....												
15.8 Federal employees health benefits plan premium.....												
16. Workers' compensation.....												
17.1 Other liability-occurrence.....												
17.2 Other liability-claims-made.....												
17.3 Excess workers' compensation.....												
18. Products liability.....												
19.1 Private passenger auto no-fault (personal injury protection).....					105,321	101,518	38,899	165	(1,243)	4,413		
19.2 Other private passenger auto liability.....	25,086,969	24,167,488		6,526,798	12,797,043	13,367,050	8,749,167	359,224	234,197	1,011,762	3,468,111	417,930
19.3 Commercial auto no-fault (personal injury protection).....												
19.4 Other commercial auto liability.....												
21.1 Private passenger auto physical damage.....	12,123,690	11,731,991		2,998,658	7,138,271	7,516,649	906,271	8,499	9,613	4,245	1,676,022	201,971
21.2 Commercial auto physical damage.....												
22. Aircraft (all perils).....												
23. Fidelity.....												
24. Surety.....												
26. Burglary and theft.....												
27. Boiler and machinery.....												
28. Credit.....												
30. Warranty.....												
34. Aggregate write-ins for other lines of business.....	0	0	0	0	0	0	0	0	0	0	0	0
35. TOTALS (a).....	37,210,659	35,899,479	0	9,525,456	20,040,635	20,985,217	9,694,337	367,888	242,567	1,020,420	5,144,133	619,901

DETAILS OF WRITE-INS

3401.												
3402.												
3403.												
3498. Summary of remaining write-ins for Line 34 from overflow page.....	0	0	0	0	0	0	0	0	0	0	0	0
3499. TOTALS (Lines 3401 through 3403 plus 3498) (Line 34 above).....	0	0	0	0	0	0	0	0	0	0	0	0

(a) Finance and service charges not included in Lines 1 to 35 \$....4,297,573.

(b) For health business on indicated lines report: Number of persons insured under PPO managed care products.....0 and number of persons insured under indemnity only products.....0.

EXHIBIT OF PREMIUMS AND LOSSES (Statutory Page 14)



NAIC Group Code....0 NAIC Company Code....25405

BUSINESS IN THE STATE OF **KANSAS** DURING THE YEAR

19.KS

Line of Business	Gross Premiums, Including Policy and Membership Fees, Less Return Premiums and Premiums on Policies not Taken		3 Dividends Paid or Credited to Policyholders on Direct Business	4 Direct Unearned Premium Reserves	5 Direct Losses Paid (deducting salvage)	6 Direct Losses Incurred	7 Direct Losses Unpaid	8 Direct Defense and Cost Containment Expense Paid	9 Direct Defense and Cost Containment Expense Incurred	10 Direct Defense and Cost Containment Expense Unpaid	11 Commissions and Brokerage Expenses	12 Taxes, Licenses and Fees
	1 Direct Premiums Written	2 Direct Premiums Earned										
1. Fire.....												
2.1 Allied lines.....												
2.2 Multiple peril crop.....												
2.3 Federal flood.....												
2.4 Private crop.....												
2.5 Private flood.....												
3. Farmowners multiple peril.....												
4. Homeowners multiple peril.....												
5.1 Commercial multiple peril (non-liability portion).....												
5.2 Commercial multiple peril (liability portion).....												
6. Mortgage guaranty.....												
8. Ocean marine.....												
9. Inland marine.....												
10. Financial guaranty.....												
11. Medical professional liability.....												
12. Earthquake.....												
13. Group accident and health (b).....												
14. Credit A&H (group and individual).....												
15.1 Collectively renewable A&H (b).....												
15.2 Non-cancelable A&H (b).....												
15.3 Guaranteed renewable A&H (b).....												
15.4 Non-renewable for stated reasons only (b).....												
15.5 Other accident only.....												
15.6 Medicare Title XVIII exempt from state taxes or fees.....												
15.7 All other A&H (b).....												
15.8 Federal employees health benefits plan premium.....												
16. Workers' compensation.....												
17.1 Other liability-occurrence.....												
17.2 Other liability-claims-made.....												
17.3 Excess workers' compensation.....												
18. Products liability.....												
19.1 Private passenger auto no-fault (personal injury protection).....	392,963	413,770		92,883	199,178	244,275	99,593	368	4,005	8,629	28,775	10,115
19.2 Other private passenger auto liability.....	2,173,247	2,107,395		538,489	1,080,583	1,354,679	756,247	3,014	25,115	66,811	159,139	55,938
19.3 Commercial auto no-fault (personal injury protection).....												
19.4 Other commercial auto liability.....												
21.1 Private passenger auto physical damage.....	1,259,059	1,239,817		309,078	624,980	680,129	104,224		182	445	92,196	32,408
21.2 Commercial auto physical damage.....												
22. Aircraft (all perils).....												
23. Fidelity.....												
24. Surety.....												
26. Burglary and theft.....												
27. Boiler and machinery.....												
28. Credit.....												
30. Warranty.....												
34. Aggregate write-ins for other lines of business.....	0	0	0	0	0	0	0	0	0	0	0	0
35. TOTALS (a).....	3,825,269	3,760,982	0	940,450	1,904,741	2,279,083	960,064	3,382	29,302	75,885	280,110	98,461

DETAILS OF WRITE-INS

3401.												
3402.												
3403.												
3498. Summary of remaining write-ins for Line 34 from overflow page.....	0	0	0	0	0	0	0	0	0	0	0	0
3499. TOTALS (Lines 3401 through 3403 plus 3498) (Line 34 above).....	0	0	0	0	0	0	0	0	0	0	0	0

(a) Finance and service charges not included in Lines 1 to 35 \$.....215,922.

(b) For health business on indicated lines report: Number of persons insured under PPO managed care products.....0 and number of persons insured under indemnity only products.....0.

EXHIBIT OF PREMIUMS AND LOSSES (Statutory Page 14)



NAIC Group Code.....0 NAIC Company Code....25405

BUSINESS IN THE STATE OF KENTUCKY DURING THE YEAR

19.KY

Line of Business	Gross Premiums, Including Policy and Membership Fees, Less Return Premiums and Premiums on Policies not Taken		3 Dividends Paid or Credited to Policyholders on Direct Business	4 Direct Unearned Premium Reserves	5 Direct Losses Paid (deducting salvage)	6 Direct Losses Incurred	7 Direct Losses Unpaid	8 Direct Defense and Cost Containment Expense Paid	9 Direct Defense and Cost Containment Expense Incurred	10 Direct Defense and Cost Containment Expense Unpaid	11 Commissions and Brokerage Expenses	12 Taxes, Licenses and Fees
	1 Direct Premiums Written	2 Direct Premiums Earned										
1. Fire.....												
2.1 Allied lines.....												
2.2 Multiple peril crop.....												
2.3 Federal flood.....												
2.4 Private crop.....												
2.5 Private flood.....												
3. Farmowners multiple peril.....												
4. Homeowners multiple peril.....												
5.1 Commercial multiple peril (non-liability portion).....												
5.2 Commercial multiple peril (liability portion).....												
6. Mortgage guaranty.....												
8. Ocean marine.....												
9. Inland marine.....												
10. Financial guaranty.....												
11. Medical professional liability.....												
12. Earthquake.....												
13. Group accident and health (b).....												
14. Credit A&H (group and individual).....												
15.1 Collectively renewable A&H (b).....												
15.2 Non-cancelable A&H (b).....												
15.3 Guaranteed renewable A&H (b).....												
15.4 Non-renewable for stated reasons only (b).....												
15.5 Other accident only.....												
15.6 Medicare Title XVIII exempt from state taxes or fees.....												
15.7 All other A&H (b).....												
15.8 Federal employees health benefits plan premium.....												
16. Workers' compensation.....												
17.1 Other liability-occurrence.....												
17.2 Other liability-claims-made.....												
17.3 Excess workers' compensation.....												
18. Products liability.....												
19.1 Private passenger auto no-fault (personal injury protection).....	8,578,695	8,855,779		1,902,427	4,697,111	5,099,202	2,528,997	47,834	51,972	198,135	848,469	200,657
19.2 Other private passenger auto liability.....	33,218,026	33,768,356		7,455,052	17,794,437	19,498,270	12,647,713	467,697	402,171	1,161,138	3,285,401	776,976
19.3 Commercial auto no-fault (personal injury protection).....												
19.4 Other commercial auto liability.....												
21.1 Private passenger auto physical damage.....	7,648,818	8,013,689		1,605,456	4,287,274	4,492,843	594,654	12,281	12,710	2,812	756,500	178,907
21.2 Commercial auto physical damage.....												
22. Aircraft (all perils).....												
23. Fidelity.....												
24. Surety.....												
26. Burglary and theft.....												
27. Boiler and machinery.....												
28. Credit.....												
30. Warranty.....												
34. Aggregate write-ins for other lines of business.....	0	0	0	0	0	0	0	0	0	0	0	0
35. TOTALS (a).....	49,445,539	50,637,824	0	10,962,935	26,778,822	29,090,315	15,771,364	527,812	466,853	1,362,085	4,890,370	1,156,540

DETAILS OF WRITE-INS

3401.												
3402.												
3403.												
3498. Summary of remaining write-ins for Line 34 from overflow page.....	0	0	0	0	0	0	0	0	0	0	0	0
3499. TOTALS (Lines 3401 through 3403 plus 3498) (Line 34 above).....	0	0	0	0	0	0	0	0	0	0	0	0

(a) Finance and service charges not included in Lines 1 to 35 \$.....3,178,284.

(b) For health business on indicated lines report: Number of persons insured under PPO managed care products.....0 and number of persons insured under indemnity only products.....0.

EXHIBIT OF PREMIUMS AND LOSSES (Statutory Page 14)



NAIC Group Code....0 NAIC Company Code....25405

BUSINESS IN THE STATE OF LOUISIANA DURING THE YEAR

19.LA

Line of Business	Gross Premiums, Including Policy and Membership Fees, Less Return Premiums and Premiums on Policies not Taken		3 Dividends Paid or Credited to Policyholders on Direct Business	4 Direct Unearned Premium Reserves	5 Direct Losses Paid (deducting salvage)	6 Direct Losses Incurred	7 Direct Losses Unpaid	8 Direct Defense and Cost Containment Expense Paid	9 Direct Defense and Cost Containment Expense Incurred	10 Direct Defense and Cost Containment Expense Unpaid	11 Commissions and Brokerage Expenses	12 Taxes, Licenses and Fees
	1 Direct Premiums Written	2 Direct Premiums Earned										
1. Fire.....												
2.1 Allied lines.....												
2.2 Multiple peril crop.....												
2.3 Federal flood.....												
2.4 Private crop.....												
2.5 Private flood.....												
3. Farmowners multiple peril.....												
4. Homeowners multiple peril.....												
5.1 Commercial multiple peril (non-liability portion).....												
5.2 Commercial multiple peril (liability portion).....												
6. Mortgage guaranty.....												
8. Ocean marine.....												
9. Inland marine.....												
10. Financial guaranty.....												
11. Medical professional liability.....												
12. Earthquake.....												
13. Group accident and health (b).....												
14. Credit A&H (group and individual).....												
15.1 Collectively renewable A&H (b).....												
15.2 Non-cancelable A&H (b).....												
15.3 Guaranteed renewable A&H (b).....												
15.4 Non-renewable for stated reasons only (b).....												
15.5 Other accident only.....												
15.6 Medicare Title XVIII exempt from state taxes or fees.....												
15.7 All other A&H (b).....												
15.8 Federal employees health benefits plan premium.....												
16. Workers' compensation.....												
17.1 Other liability-occurrence.....												
17.2 Other liability-claims-made.....												
17.3 Excess workers' compensation.....												
18. Products liability.....												
19.1 Private passenger auto no-fault (personal injury protection).....					2,500				(314)			
19.2 Other private passenger auto liability.....	6,782,419	6,611,265		1,613,453	4,948,019	5,141,213	2,693,761	71,263	86,180	333,893	329,250	339,688
19.3 Commercial auto no-fault (personal injury protection).....												
19.4 Other commercial auto liability.....												
21.1 Private passenger auto physical damage.....	2,225,051	2,216,506		534,289	1,491,809	1,455,091	161,461	5,372	5,125	797	108,014	111,439
21.2 Commercial auto physical damage.....												
22. Aircraft (all perils).....												
23. Fidelity.....												
24. Surety.....												
26. Burglary and theft.....												
27. Boiler and machinery.....												
28. Credit.....												
30. Warranty.....												
34. Aggregate write-ins for other lines of business.....	0	0	0	0	0	0	0	0	0	0	0	0
35. TOTALS (a).....	9,007,470	8,827,771	0	2,147,742	6,442,328	6,596,304	2,855,222	76,635	90,991	334,690	437,264	451,127

DETAILS OF WRITE-INS

3401.												
3402.												
3403.												
3498. Summary of remaining write-ins for Line 34 from overflow page.....	0	0	0	0	0	0	0	0	0	0	0	0
3499. TOTALS (Lines 3401 through 3403 plus 3498) (Line 34 above).....	0	0	0	0	0	0	0	0	0	0	0	0

(a) Finance and service charges not included in Lines 1 to 35 \$.....227,228.

(b) For health business on indicated lines report: Number of persons insured under PPO managed care products.....0 and number of persons insured under indemnity only products.....0.

EXHIBIT OF PREMIUMS AND LOSSES (Statutory Page 14)



NAIC Group Code....0 NAIC Company Code....25405

BUSINESS IN THE STATE OF MISSOURI DURING THE YEAR

19.MO

Line of Business	Gross Premiums, Including Policy and Membership Fees, Less Return Premiums and Premiums on Policies not Taken		3 Dividends Paid or Credited to Policyholders on Direct Business	4 Direct Unearned Premium Reserves	5 Direct Losses Paid (deducting salvage)	6 Direct Losses Incurred	7 Direct Losses Unpaid	8 Direct Defense and Cost Containment Expense Paid	9 Direct Defense and Cost Containment Expense Incurred	10 Direct Defense and Cost Containment Expense Unpaid	11 Commissions and Brokerage Expenses	12 Taxes, Licenses and Fees
	1 Direct Premiums Written	2 Direct Premiums Earned										
1. Fire.....												
2.1 Allied lines.....												
2.2 Multiple peril crop.....												
2.3 Federal flood.....												
2.4 Private crop.....												
2.5 Private flood.....												
3. Farmowners multiple peril.....												
4. Homeowners multiple peril.....												
5.1 Commercial multiple peril (non-liability portion).....												
5.2 Commercial multiple peril (liability portion).....												
6. Mortgage guaranty.....												
8. Ocean marine.....												
9. Inland marine.....												
10. Financial guaranty.....												
11. Medical professional liability.....												
12. Earthquake.....												
13. Group accident and health (b).....												
14. Credit A&H (group and individual).....												
15.1 Collectively renewable A&H (b).....												
15.2 Non-cancelable A&H (b).....												
15.3 Guaranteed renewable A&H (b).....												
15.4 Non-renewable for stated reasons only (b).....												
15.5 Other accident only.....												
15.6 Medicare Title XVIII exempt from state taxes or fees.....												
15.7 All other A&H (b).....												
15.8 Federal employees health benefits plan premium.....												
16. Workers' compensation.....												
17.1 Other liability-occurrence.....												
17.2 Other liability-claims-made.....												
17.3 Excess workers' compensation.....												
18. Products liability.....												
19.1 Private passenger auto no-fault (personal injury protection).....					9,467	21,767	16,800		1,047	1,643		
19.2 Other private passenger auto liability.....	6,727,067	6,600,556		1,633,701	3,829,474	4,020,234	2,934,981	76,641	(416)	292,510	593,434	158,540
19.3 Commercial auto no-fault (personal injury protection).....												
19.4 Other commercial auto liability.....												
21.1 Private passenger auto physical damage.....	3,336,060	3,310,831		812,288	2,163,591	2,340,655	318,383	6,181	6,650	1,527	294,293	78,623
21.2 Commercial auto physical damage.....												
22. Aircraft (all perils).....												
23. Fidelity.....												
24. Surety.....												
26. Burglary and theft.....												
27. Boiler and machinery.....												
28. Credit.....												
30. Warranty.....												
34. Aggregate write-ins for other lines of business.....	0	0	0	0	0	0	0	0	0	0	0	0
35. TOTALS (a).....	10,063,127	9,911,387	0	2,445,989	6,002,532	6,382,656	3,270,164	82,822	7,281	295,680	887,727	237,163

DETAILS OF WRITE-INS

3401.												
3402.												
3403.												
3498. Summary of remaining write-ins for Line 34 from overflow page.....	0	0	0	0	0	0	0	0	0	0	0	0
3499. TOTALS (Lines 3401 through 3403 plus 3498) (Line 34 above).....	0	0	0	0	0	0	0	0	0	0	0	0

(a) Finance and service charges not included in Lines 1 to 35 \$.....649,092.
(b) For health business on indicated lines report: Number of persons insured under PPO managed care products.....0 and number of persons insured under indemnity only products.....0.

EXHIBIT OF PREMIUMS AND LOSSES (Statutory Page 14)



NAIC Group Code.....0 NAIC Company Code....25405

BUSINESS IN THE STATE OF MISSISSIPPI DURING THE YEAR

19.MS

Line of Business	Gross Premiums, Including Policy and Membership Fees, Less Return Premiums and Premiums on Policies not Taken		3 Dividends Paid or Credited to Policyholders on Direct Business	4 Direct Unearned Premium Reserves	5 Direct Losses Paid (deducting salvage)	6 Direct Losses Incurred	7 Direct Losses Unpaid	8 Direct Defense and Cost Containment Expense Paid	9 Direct Defense and Cost Containment Expense Incurred	10 Direct Defense and Cost Containment Expense Unpaid	11 Commissions and Brokerage Expenses	12 Taxes, Licenses and Fees
	1 Direct Premiums Written	2 Direct Premiums Earned										
1. Fire.....												
2.1 Allied lines.....												
2.2 Multiple peril crop.....												
2.3 Federal flood.....												
2.4 Private crop.....												
2.5 Private flood.....												
3. Farmowners multiple peril.....												
4. Homeowners multiple peril.....												
5.1 Commercial multiple peril (non-liability portion).....												
5.2 Commercial multiple peril (liability portion).....												
6. Mortgage guaranty.....												
8. Ocean marine.....												
9. Inland marine.....												
10. Financial guaranty.....												
11. Medical professional liability.....												
12. Earthquake.....												
13. Group accident and health (b).....												
14. Credit A&H (group and individual).....												
15.1 Collectively renewable A&H (b).....												
15.2 Non-cancelable A&H (b).....												
15.3 Guaranteed renewable A&H (b).....												
15.4 Non-renewable for stated reasons only (b).....												
15.5 Other accident only.....												
15.6 Medicare Title XVIII exempt from state taxes or fees.....												
15.7 All other A&H (b).....												
15.8 Federal employees health benefits plan premium.....												
16. Workers' compensation.....												
17.1 Other liability-occurrence.....												
17.2 Other liability-claims-made.....												
17.3 Excess workers' compensation.....												
18. Products liability.....												
19.1 Private passenger auto no-fault (personal injury protection).....												
19.2 Other private passenger auto liability.....	2,380,196	2,320,971		603,182	1,472,508	1,644,501	1,061,650	41,733	60,616	99,484	183,489	99,110
19.3 Commercial auto no-fault (personal injury protection).....												
19.4 Other commercial auto liability.....												
21.1 Private passenger auto physical damage.....	1,379,061	1,342,677		355,732	814,269	773,166	64,246	2,080	1,842	346	106,311	57,424
21.2 Commercial auto physical damage.....												
22. Aircraft (all perils).....												
23. Fidelity.....												
24. Surety.....												
26. Burglary and theft.....												
27. Boiler and machinery.....												
28. Credit.....												
30. Warranty.....												
34. Aggregate write-ins for other lines of business.....	0	0	0	0	0	0	0	0	0	0	0	0
35. TOTALS (a).....	3,759,257	3,663,648	0	958,914	2,286,777	2,417,667	1,125,896	43,813	62,458	99,830	289,800	156,534

DETAILS OF WRITE-INS

3401.												
3402.												
3403.												
3498. Summary of remaining write-ins for Line 34 from overflow page.....	0	0	0	0	0	0	0	0	0	0	0	0
3499. TOTALS (Lines 3401 through 3403 plus 3498) (Line 34 above).....	0	0	0	0	0	0	0	0	0	0	0	0

(a) Finance and service charges not included in Lines 1 to 35 \$.....260,183.

(b) For health business on indicated lines report: Number of persons insured under PPO managed care products.....0 and number of persons insured under indemnity only products.....0.

EXHIBIT OF PREMIUMS AND LOSSES (Statutory Page 14)



NAIC Group Code....0 NAIC Company Code....25405

BUSINESS IN THE STATE OF NEVADA DURING THE YEAR

19.NV

Line of Business	Gross Premiums, Including Policy and Membership Fees, Less Return Premiums and Premiums on Policies not Taken		3 Dividends Paid or Credited to Policyholders on Direct Business	4 Direct Unearned Premium Reserves	5 Direct Losses Paid (deducting salvage)	6 Direct Losses Incurred	7 Direct Losses Unpaid	8 Direct Defense and Cost Containment Expense Paid	9 Direct Defense and Cost Containment Expense Incurred	10 Direct Defense and Cost Containment Expense Unpaid	11 Commissions and Brokerage Expenses	12 Taxes, Licenses and Fees
	1 Direct Premiums Written	2 Direct Premiums Earned										
1. Fire.....												
2.1 Allied lines.....												
2.2 Multiple peril crop.....												
2.3 Federal flood.....												
2.4 Private crop.....												
2.5 Private flood.....												
3. Farmowners multiple peril.....												
4. Homeowners multiple peril.....												
5.1 Commercial multiple peril (non-liability portion).....												
5.2 Commercial multiple peril (liability portion).....												
6. Mortgage guaranty.....												
8. Ocean marine.....												
9. Inland marine.....												
10. Financial guaranty.....												
11. Medical professional liability.....												
12. Earthquake.....												
13. Group accident and health (b).....												
14. Credit A&H (group and individual).....												
15.1 Collectively renewable A&H (b).....												
15.2 Non-cancelable A&H (b).....												
15.3 Guaranteed renewable A&H (b).....												
15.4 Non-renewable for stated reasons only (b).....												
15.5 Other accident only.....												
15.6 Medicare Title XVIII exempt from state taxes or fees.....												
15.7 All other A&H (b).....												
15.8 Federal employees health benefits plan premium.....												
16. Workers' compensation.....												
17.1 Other liability-occurrence.....												
17.2 Other liability-claims-made.....												
17.3 Excess workers' compensation.....												
18. Products liability.....												
19.1 Private passenger auto no-fault (personal injury protection).....												
19.2 Other private passenger auto liability.....					2,181,845	949,853	296,830	74,755	(30,171)	248,047		5,825
19.3 Commercial auto no-fault (personal injury protection).....												
19.4 Other commercial auto liability.....					(14,885)	(22,385)	15,000	1,205	1,205			1,109
21.1 Private passenger auto physical damage.....												
21.2 Commercial auto physical damage.....												
22. Aircraft (all perils).....												
23. Fidelity.....												
24. Surety.....												
26. Burglary and theft.....												
27. Boiler and machinery.....												
28. Credit.....												
30. Warranty.....												
34. Aggregate write-ins for other lines of business.....	0	0	0	0	0	0	0	0	0	0	0	0
35. TOTALS (a).....	0	0	0	0	2,166,960	927,468	311,830	75,960	(28,966)	248,047	0	6,934

DETAILS OF WRITE-INS

3401.												
3402.												
3403.												
3498. Summary of remaining write-ins for Line 34 from overflow page.....	0	0	0	0	0	0	0	0	0	0	0	0
3499. TOTALS (Lines 3401 through 3403 plus 3498) (Line 34 above).....	0	0	0	0	0	0	0	0	0	0	0	0

(a) Finance and service charges not included in Lines 1 to 35 \$.....0.
(b) For health business on indicated lines report: Number of persons insured under PPO managed care products.....0 and number of persons insured under indemnity only products.....0.

EXHIBIT OF PREMIUMS AND LOSSES (Statutory Page 14)



NAIC Group Code.....0 NAIC Company Code....25405

BUSINESS IN THE STATE OF OHIO DURING THE YEAR

19.OH

Line of Business	Gross Premiums, Including Policy and Membership Fees, Less Return Premiums and Premiums on Policies not Taken		3 Dividends Paid or Credited to Policyholders on Direct Business	4 Direct Unearned Premium Reserves	5 Direct Losses Paid (deducting salvage)	6 Direct Losses Incurred	7 Direct Losses Unpaid	8 Direct Defense and Cost Containment Expense Paid	9 Direct Defense and Cost Containment Expense Incurred	10 Direct Defense and Cost Containment Expense Unpaid	11 Commissions and Brokerage Expenses	12 Taxes, Licenses and Fees
	1 Direct Premiums Written	2 Direct Premiums Earned										
1. Fire.....												
2.1 Allied lines.....												
2.2 Multiple peril crop.....												
2.3 Federal flood.....												
2.4 Private crop.....												
2.5 Private flood.....												
3. Farmowners multiple peril.....												
4. Homeowners multiple peril.....												
5.1 Commercial multiple peril (non-liability portion).....												
5.2 Commercial multiple peril (liability portion).....												
6. Mortgage guaranty.....												
8. Ocean marine.....												
9. Inland marine.....												
10. Financial guaranty.....												
11. Medical professional liability.....												
12. Earthquake.....												
13. Group accident and health (b).....												
14. Credit A&H (group and individual).....												
15.1 Collectively renewable A&H (b).....												
15.2 Non-cancelable A&H (b).....												
15.3 Guaranteed renewable A&H (b).....												
15.4 Non-renewable for stated reasons only (b).....												
15.5 Other accident only.....												
15.6 Medicare Title XVIII exempt from state taxes or fees.....												
15.7 All other A&H (b).....												
15.8 Federal employees health benefits plan premium.....												
16. Workers' compensation.....												
17.1 Other liability-occurrence.....												
17.2 Other liability-claims-made.....												
17.3 Excess workers' compensation.....												
18. Products liability.....												
19.1 Private passenger auto no-fault (personal injury protection).....	15	15			116,031	154,857	59,553	1,845	5,287	5,982	2	
19.2 Other private passenger auto liability.....	53,787,321	53,073,706		13,151,494	28,384,979	30,065,576	18,232,044	772,889	581,930	1,861,415	8,804,850	855,708
19.3 Commercial auto no-fault (personal injury protection).....												
19.4 Other commercial auto liability.....												
21.1 Private passenger auto physical damage.....	24,621,701	24,886,385		5,797,015	13,455,085	13,911,115	1,600,187	40,186	40,708	7,803	4,030,511	391,709
21.2 Commercial auto physical damage.....												
22. Aircraft (all perils).....												
23. Fidelity.....												
24. Surety.....												
26. Burglary and theft.....												
27. Boiler and machinery.....												
28. Credit.....												
30. Warranty.....												
34. Aggregate write-ins for other lines of business.....	0	0	0	0	0	0	0	0	0	0	0	0
35. TOTALS (a).....	78,409,037	77,960,106	0	18,948,509	41,956,095	44,131,548	19,891,784	814,920	627,925	1,875,200	12,835,363	1,247,417

DETAILS OF WRITE-INS

3401.												
3402.												
3403.												
3498. Summary of remaining write-ins for Line 34 from overflow page.....	0	0	0	0	0	0	0	0	0	0	0	0
3499. TOTALS (Lines 3401 through 3403 plus 3498) (Line 34 above).....	0	0	0	0	0	0	0	0	0	0	0	0

(a) Finance and service charges not included in Lines 1 to 35 \$.....6,334,726.
(b) For health business on indicated lines report: Number of persons insured under PPO managed care products.....0 and number of persons insured under indemnity only products.....0.

EXHIBIT OF PREMIUMS AND LOSSES (Statutory Page 14)



NAIC Group Code.....0 NAIC Company Code....25405

BUSINESS IN THE STATE OF OKLAHOMA DURING THE YEAR

19.OK

Line of Business	Gross Premiums, Including Policy and Membership Fees, Less Return Premiums and Premiums on Policies not Taken		3 Dividends Paid or Credited to Policyholders on Direct Business	4 Direct Unearned Premium Reserves	5 Direct Losses Paid (deducting salvage)	6 Direct Losses Incurred	7 Direct Losses Unpaid	8 Direct Defense and Cost Containment Expense Paid	9 Direct Defense and Cost Containment Expense Incurred	10 Direct Defense and Cost Containment Expense Unpaid	11 Commissions and Brokerage Expenses	12 Taxes, Licenses and Fees
	1 Direct Premiums Written	2 Direct Premiums Earned										
1. Fire.....												
2.1 Allied lines.....												
2.2 Multiple peril crop.....												
2.3 Federal flood.....												
2.4 Private crop.....												
2.5 Private flood.....												
3. Farmowners multiple peril.....												
4. Homeowners multiple peril.....												
5.1 Commercial multiple peril (non-liability portion).....												
5.2 Commercial multiple peril (liability portion).....												
6. Mortgage guaranty.....												
8. Ocean marine.....												
9. Inland marine.....												
10. Financial guaranty.....												
11. Medical professional liability.....												
12. Earthquake.....												
13. Group accident and health (b).....												
14. Credit A&H (group and individual).....												
15.1 Collectively renewable A&H (b).....												
15.2 Non-cancelable A&H (b).....												
15.3 Guaranteed renewable A&H (b).....												
15.4 Non-renewable for stated reasons only (b).....												
15.5 Other accident only.....												
15.6 Medicare Title XVIII exempt from state taxes or fees.....												
15.7 All other A&H (b).....												
15.8 Federal employees health benefits plan premium.....												
16. Workers' compensation.....												
17.1 Other liability-occurrence.....												
17.2 Other liability-claims-made.....												
17.3 Excess workers' compensation.....												
18. Products liability.....												
19.1 Private passenger auto no-fault (personal injury protection).....												
19.2 Other private passenger auto liability.....	6,748,678	6,523,610		1,670,719	3,473,959	4,236,958	2,340,578	31,935	66,175	147,747	581,246	192,435
19.3 Commercial auto no-fault (personal injury protection).....												
19.4 Other commercial auto liability.....												
21.1 Private passenger auto physical damage.....	3,241,413	3,188,396		751,745	1,586,222	1,739,339	348,625	1,647	2,092	1,483	279,174	92,427
21.2 Commercial auto physical damage.....												
22. Aircraft (all perils).....												
23. Fidelity.....												
24. Surety.....												
26. Burglary and theft.....												
27. Boiler and machinery.....												
28. Credit.....												
30. Warranty.....												
34. Aggregate write-ins for other lines of business.....	0	0	0	0	0	0	0	0	0	0	0	0
35. TOTALS (a).....	9,990,091	9,712,006	0	2,422,464	5,060,181	5,976,297	2,689,203	33,582	68,267	149,230	860,420	284,862

DETAILS OF WRITE-INS

3401.												
3402.												
3403.												
3498. Summary of remaining write-ins for Line 34 from overflow page.....	0	0	0	0	0	0	0	0	0	0	0	0
3499. TOTALS (Lines 3401 through 3403 plus 3498) (Line 34 above).....	0	0	0	0	0	0	0	0	0	0	0	0

(a) Finance and service charges not included in Lines 1 to 35 \$.....795,340.

(b) For health business on indicated lines report: Number of persons insured under PPO managed care products.....0 and number of persons insured under indemnity only products.....0.

EXHIBIT OF PREMIUMS AND LOSSES (Statutory Page 14)



NAIC Group Code....0 NAIC Company Code....25405

BUSINESS IN THE STATE OF PENNSYLVANIA DURING THE YEAR

19.PA

Line of Business	Gross Premiums, Including Policy and Membership Fees, Less Return Premiums and Premiums on Policies not Taken		3 Dividends Paid or Credited to Policyholders on Direct Business	4 Direct Unearned Premium Reserves	5 Direct Losses Paid (deducting salvage)	6 Direct Losses Incurred	7 Direct Losses Unpaid	8 Direct Defense and Cost Containment Expense Paid	9 Direct Defense and Cost Containment Expense Incurred	10 Direct Defense and Cost Containment Expense Unpaid	11 Commissions and Brokerage Expenses	12 Taxes, Licenses and Fees
	1 Direct Premiums Written	2 Direct Premiums Earned										
1. Fire.....												
2.1 Allied lines.....												
2.2 Multiple peril crop.....												
2.3 Federal flood.....												
2.4 Private crop.....												
2.5 Private flood.....												
3. Farmowners multiple peril.....												
4. Homeowners multiple peril.....												
5.1 Commercial multiple peril (non-liability portion).....												
5.2 Commercial multiple peril (liability portion).....												
6. Mortgage guaranty.....												
8. Ocean marine.....												
9. Inland marine.....												
10. Financial guaranty.....												
11. Medical professional liability.....												
12. Earthquake.....												
13. Group accident and health (b).....												
14. Credit A&H (group and individual).....												
15.1 Collectively renewable A&H (b).....												
15.2 Non-cancelable A&H (b).....												
15.3 Guaranteed renewable A&H (b).....												
15.4 Non-renewable for stated reasons only (b).....												
15.5 Other accident only.....												
15.6 Medicare Title XVIII exempt from state taxes or fees.....												
15.7 All other A&H (b).....												
15.8 Federal employees health benefits plan premium.....												
16. Workers' compensation.....												
17.1 Other liability-occurrence.....												
17.2 Other liability-claims-made.....												
17.3 Excess workers' compensation.....												
18. Products liability.....												
19.1 Private passenger auto no-fault (personal injury protection).....	7,631,441	7,215,606		1,974,768	3,331,877	3,427,376	1,210,562	58,395	42,613	144,979	1,166,292	169,384
19.2 Other private passenger auto liability.....	38,105,492	35,943,871		10,087,219	15,163,128	19,623,947	14,522,319	1,118,247	1,413,208	1,775,230	5,823,559	845,773
19.3 Commercial auto no-fault (personal injury protection).....												
19.4 Other commercial auto liability.....												
21.1 Private passenger auto physical damage.....	14,984,697	14,467,882		3,846,817	6,754,675	7,324,171	1,002,089	16,895	18,390	4,776	2,290,071	332,594
21.2 Commercial auto physical damage.....												
22. Aircraft (all perils).....												
23. Fidelity.....												
24. Surety.....												
26. Burglary and theft.....												
27. Boiler and machinery.....												
28. Credit.....												
30. Warranty.....												
34. Aggregate write-ins for other lines of business.....	0	0	0	0	0	0	0	0	0	0	0	0
35. TOTALS (a).....	60,721,630	57,627,359	0	15,908,804	25,249,680	30,375,494	16,734,970	1,193,537	1,474,211	1,924,985	9,279,922	1,347,751

DETAILS OF WRITE-INS

3401.												
3402.												
3403.												
3498. Summary of remaining write-ins for Line 34 from overflow page.....	0	0	0	0	0	0	0	0	0	0	0	0
3499. TOTALS (Lines 3401 through 3403 plus 3498) (Line 34 above).....	0	0	0	0	0	0	0	0	0	0	0	0

(a) Finance and service charges not included in Lines 1 to 35 \$....4,954,637.
(b) For health business on indicated lines report: Number of persons insured under PPO managed care products.....0 and number of persons insured under indemnity only products.....0.

EXHIBIT OF PREMIUMS AND LOSSES (Statutory Page 14)



NAIC Group Code.....0 NAIC Company Code....25405

BUSINESS IN THE STATE OF SOUTH CAROLINA DURING THE YEAR

19.SC

Line of Business	Gross Premiums, Including Policy and Membership Fees, Less Return Premiums and Premiums on Policies not Taken		3 Dividends Paid or Credited to Policyholders on Direct Business	4 Direct Unearned Premium Reserves	5 Direct Losses Paid (deducting salvage)	6 Direct Losses Incurred	7 Direct Losses Unpaid	8 Direct Defense and Cost Containment Expense Paid	9 Direct Defense and Cost Containment Expense Incurred	10 Direct Defense and Cost Containment Expense Unpaid	11 Commissions and Brokerage Expenses	12 Taxes, Licenses and Fees
	1 Direct Premiums Written	2 Direct Premiums Earned										
1. Fire.....												
2.1 Allied lines.....												
2.2 Multiple peril crop.....												
2.3 Federal flood.....												
2.4 Private crop.....												
2.5 Private flood.....												
3. Farmowners multiple peril.....												
4. Homeowners multiple peril.....												
5.1 Commercial multiple peril (non-liability portion).....												
5.2 Commercial multiple peril (liability portion).....												
6. Mortgage guaranty.....												
8. Ocean marine.....												
9. Inland marine.....												
10. Financial guaranty.....												
11. Medical professional liability.....												
12. Earthquake.....												
13. Group accident and health (b).....												
14. Credit A&H (group and individual).....												
15.1 Collectively renewable A&H (b).....												
15.2 Non-cancelable A&H (b).....												
15.3 Guaranteed renewable A&H (b).....												
15.4 Non-renewable for stated reasons only (b).....												
15.5 Other accident only.....												
15.6 Medicare Title XVIII exempt from state taxes or fees.....												
15.7 All other A&H (b).....												
15.8 Federal employees health benefits plan premium.....												
16. Workers' compensation.....												
17.1 Other liability-occurrence.....												
17.2 Other liability-claims-made.....												
17.3 Excess workers' compensation.....												
18. Products liability.....												
19.1 Private passenger auto no-fault (personal injury protection).....					6,347	6,347		1,429	1,429			
19.2 Other private passenger auto liability.....	10,899,367	9,960,487		3,251,891	4,677,324	4,966,226	3,605,793	157,219	168,126	331,809	1,085,012	335,690
19.3 Commercial auto no-fault (personal injury protection).....												
19.4 Other commercial auto liability.....												
21.1 Private passenger auto physical damage.....	3,294,057	3,082,888		974,853	1,540,468	1,644,644	239,752	26,375	26,537	1,146	327,917	101,454
21.2 Commercial auto physical damage.....												
22. Aircraft (all perils).....												
23. Fidelity.....												
24. Surety.....												
26. Burglary and theft.....												
27. Boiler and machinery.....												
28. Credit.....												
30. Warranty.....												
34. Aggregate write-ins for other lines of business.....	0	0	0	0	0	0	0	0	0	0	0	0
35. TOTALS (a).....	14,193,424	13,043,375	0	4,226,744	6,224,139	6,617,217	3,845,545	185,023	196,092	332,955	1,412,929	437,144

DETAILS OF WRITE-INS

3401.												
3402.												
3403.												
3498. Summary of remaining write-ins for Line 34 from overflow page.....	0	0	0	0	0	0	0	0	0	0	0	0
3499. TOTALS (Lines 3401 through 3403 plus 3498) (Line 34 above).....	0	0	0	0	0	0	0	0	0	0	0	0

(a) Finance and service charges not included in Lines 1 to 35 \$.....638,737.
(b) For health business on indicated lines report: Number of persons insured under PPO managed care products.....0 and number of persons insured under indemnity only products.....0.

EXHIBIT OF PREMIUMS AND LOSSES (Statutory Page 14)



NAIC Group Code....0 NAIC Company Code....25405

BUSINESS IN THE STATE OF TENNESSEE DURING THE YEAR

19.TN

Line of Business	Gross Premiums, Including Policy and Membership Fees, Less Return Premiums and Premiums on Policies not Taken		3 Dividends Paid or Credited to Policyholders on Direct Business	4 Direct Unearned Premium Reserves	5 Direct Losses Paid (deducting salvage)	6 Direct Losses Incurred	7 Direct Losses Unpaid	8 Direct Defense and Cost Containment Expense Paid	9 Direct Defense and Cost Containment Expense Incurred	10 Direct Defense and Cost Containment Expense Unpaid	11 Commissions and Brokerage Expenses	12 Taxes, Licenses and Fees
	1 Direct Premiums Written	2 Direct Premiums Earned										
1. Fire.....												
2.1 Allied lines.....												
2.2 Multiple peril crop.....												
2.3 Federal flood.....												
2.4 Private crop.....												
2.5 Private flood.....												
3. Farmowners multiple peril.....												
4. Homeowners multiple peril.....												
5.1 Commercial multiple peril (non-liability portion).....												
5.2 Commercial multiple peril (liability portion).....												
6. Mortgage guaranty.....												
8. Ocean marine.....												
9. Inland marine.....												
10. Financial guaranty.....												
11. Medical professional liability.....												
12. Earthquake.....												
13. Group accident and health (b).....												
14. Credit A&H (group and individual).....												
15.1 Collectively renewable A&H (b).....												
15.2 Non-cancelable A&H (b).....												
15.3 Guaranteed renewable A&H (b).....												
15.4 Non-renewable for stated reasons only (b).....												
15.5 Other accident only.....												
15.6 Medicare Title XVIII exempt from state taxes or fees.....												
15.7 All other A&H (b).....												
15.8 Federal employees health benefits plan premium.....												
16. Workers' compensation.....												
17.1 Other liability-occurrence.....												
17.2 Other liability-claims-made.....												
17.3 Excess workers' compensation.....												
18. Products liability.....												
19.1 Private passenger auto no-fault (personal injury protection).....					9,765	13,902	16,426		552	2,083		
19.2 Other private passenger auto liability.....	8,529,491	8,706,263		1,931,134	4,642,256	4,380,924	2,587,240	182,640	156,630	333,515	818,368	242,980
19.3 Commercial auto no-fault (personal injury protection).....												
19.4 Other commercial auto liability.....												
21.1 Private passenger auto physical damage.....	3,603,064	3,787,159		796,929	2,483,346	2,563,244	247,397	10,017	10,154	1,262	345,699	102,641
21.2 Commercial auto physical damage.....												
22. Aircraft (all perils).....												
23. Fidelity.....												
24. Surety.....												
26. Burglary and theft.....												
27. Boiler and machinery.....												
28. Credit.....												
30. Warranty.....												
34. Aggregate write-ins for other lines of business.....	0	0	0	0	0	0	0	0	0	0	0	0
35. TOTALS (a).....	12,132,555	12,493,422	0	2,728,063	7,135,367	6,958,070	2,851,063	192,657	167,336	336,860	1,164,067	345,621

DETAILS OF WRITE-INS

3401.												
3402.												
3403.												
3498. Summary of remaining write-ins for Line 34 from overflow page.....	0	0	0	0	0	0	0	0	0	0	0	0
3499. TOTALS (Lines 3401 through 3403 plus 3498) (Line 34 above).....	0	0	0	0	0	0	0	0	0	0	0	0

(a) Finance and service charges not included in Lines 1 to 35 \$.....874,595.

(b) For health business on indicated lines report: Number of persons insured under PPO managed care products.....0 and number of persons insured under indemnity only products.....0.

EXHIBIT OF PREMIUMS AND LOSSES (Statutory Page 14)



NAIC Group Code.....0 NAIC Company Code....25405

BUSINESS IN THE STATE OF TEXAS DURING THE YEAR

19.TX

Line of Business	Gross Premiums, Including Policy and Membership Fees, Less Return Premiums and Premiums on Policies not Taken		3 Dividends Paid or Credited to Policyholders on Direct Business	4 Direct Unearned Premium Reserves	5 Direct Losses Paid (deducting salvage)	6 Direct Losses Incurred	7 Direct Losses Unpaid	8 Direct Defense and Cost Containment Expense Paid	9 Direct Defense and Cost Containment Expense Incurred	10 Direct Defense and Cost Containment Expense Unpaid	11 Commissions and Brokerage Expenses	12 Taxes, Licenses and Fees
	1 Direct Premiums Written	2 Direct Premiums Earned										
1. Fire.....												
2.1 Allied lines.....												
2.2 Multiple peril crop.....												
2.3 Federal flood.....												
2.4 Private crop.....												
2.5 Private flood.....												
3. Farmowners multiple peril.....												
4. Homeowners multiple peril.....												
5.1 Commercial multiple peril (non-liability portion).....												
5.2 Commercial multiple peril (liability portion).....												
6. Mortgage guaranty.....												
8. Ocean marine.....												
9. Inland marine.....												
10. Financial guaranty.....												
11. Medical professional liability.....												
12. Earthquake.....												
13. Group accident and health (b).....												
14. Credit A&H (group and individual).....												
15.1 Collectively renewable A&H (b).....												
15.2 Non-cancelable A&H (b).....												
15.3 Guaranteed renewable A&H (b).....												
15.4 Non-renewable for stated reasons only (b).....												
15.5 Other accident only.....												
15.6 Medicare Title XVIII exempt from state taxes or fees.....												
15.7 All other A&H (b).....												
15.8 Federal employees health benefits plan premium.....												
16. Workers' compensation.....												
17.1 Other liability-occurrence.....												
17.2 Other liability-claims-made.....												
17.3 Excess workers' compensation.....												
18. Products liability.....												
19.1 Private passenger auto no-fault (personal injury protection).....	895,399	915,237		188,009	546,142	607,507	230,595	5,204	10,438	25,595	138,316	16,662
19.2 Other private passenger auto liability.....	16,508,394	17,160,672		3,664,421	8,606,309	8,833,385	5,077,529	190,248	170,958	573,287	2,550,114	307,191
19.3 Commercial auto no-fault (personal injury protection).....												
19.4 Other commercial auto liability.....												
21.1 Private passenger auto physical damage.....	7,751,747	8,209,858		1,677,933	3,962,895	3,997,641	378,945	3,258	2,410	1,993	1,197,442	144,246
21.2 Commercial auto physical damage.....												
22. Aircraft (all perils).....												
23. Fidelity.....												
24. Surety.....												
26. Burglary and theft.....												
27. Boiler and machinery.....												
28. Credit.....												
30. Warranty.....												
34. Aggregate write-ins for other lines of business.....	0	0	0	0	0	0	0	0	0	0	0	0
35. TOTALS (a).....	25,155,540	26,285,767	0	5,530,363	13,115,346	13,438,533	5,687,069	198,710	183,806	600,875	3,885,872	468,099

DETAILS OF WRITE-INS

3401.												
3402.												
3403.												
3498. Summary of remaining write-ins for Line 34 from overflow page.....	0	0	0	0	0	0	0	0	0	0	0	0
3499. TOTALS (Lines 3401 through 3403 plus 3498) (Line 34 above).....	0	0	0	0	0	0	0	0	0	0	0	0

(a) Finance and service charges not included in Lines 1 to 35 \$.....966,889.

(b) For health business on indicated lines report: Number of persons insured under PPO managed care products.....0 and number of persons insured under indemnity only products.....0.

EXHIBIT OF PREMIUMS AND LOSSES (Statutory Page 14)



NAIC Group Code.....0 NAIC Company Code....25405

BUSINESS IN THE STATE OF VIRGINIA DURING THE YEAR

19.VA

Line of Business	Gross Premiums, Including Policy and Membership Fees, Less Return Premiums and Premiums on Policies not Taken		3 Dividends Paid or Credited to Policyholders on Direct Business	4 Direct Unearned Premium Reserves	5 Direct Losses Paid (deducting salvage)	6 Direct Losses Incurred	7 Direct Losses Unpaid	8 Direct Defense and Cost Containment Expense Paid	9 Direct Defense and Cost Containment Expense Incurred	10 Direct Defense and Cost Containment Expense Unpaid	11 Commissions and Brokerage Expenses	12 Taxes, Licenses and Fees
	1 Direct Premiums Written	2 Direct Premiums Earned										
1. Fire.....												
2.1 Allied lines.....												
2.2 Multiple peril crop.....												
2.3 Federal flood.....												
2.4 Private crop.....												
2.5 Private flood.....												
3. Farmowners multiple peril.....												
4. Homeowners multiple peril.....												
5.1 Commercial multiple peril (non-liability portion).....												
5.2 Commercial multiple peril (liability portion).....												
6. Mortgage guaranty.....												
8. Ocean marine.....												
9. Inland marine.....												
10. Financial guaranty.....												
11. Medical professional liability.....												
12. Earthquake.....												
13. Group accident and health (b).....												
14. Credit A&H (group and individual).....												
15.1 Collectively renewable A&H (b).....												
15.2 Non-cancelable A&H (b).....												
15.3 Guaranteed renewable A&H (b).....												
15.4 Non-renewable for stated reasons only (b).....												
15.5 Other accident only.....												
15.6 Medicare Title XVIII exempt from state taxes or fees.....												
15.7 All other A&H (b).....												
15.8 Federal employees health benefits plan premium.....												
16. Workers' compensation.....												
17.1 Other liability-occurrence.....												
17.2 Other liability-claims-made.....												
17.3 Excess workers' compensation.....												
18. Products liability.....												
19.1 Private passenger auto no-fault (personal injury protection).....		143		5,199	(2,009)	(2,009)						
19.2 Other private passenger auto liability.....	5,191,667	5,186,244		1,284,083	2,637,512	2,833,540	1,592,123	79,279	91,509	146,662	546,869	141,562
19.3 Commercial auto no-fault (personal injury protection).....												
19.4 Other commercial auto liability.....												
21.1 Private passenger auto physical damage.....	1,812,683	1,848,799		433,350	1,257,495	1,302,688	133,305	1,735	1,880	653	190,941	49,427
21.2 Commercial auto physical damage.....												
22. Aircraft (all perils).....												
23. Fidelity.....												
24. Surety.....												
26. Burglary and theft.....												
27. Boiler and machinery.....												
28. Credit.....												
30. Warranty.....												
34. Aggregate write-ins for other lines of business.....	0	0	0	0	0	0	0	0	0	0	0	0
35. TOTALS (a).....	7,004,350	7,035,186	0	1,722,632	3,892,998	4,134,219	1,725,428	81,014	93,389	147,315	737,810	190,989

DETAILS OF WRITE-INS

3401.												
3402.												
3403.												
3498. Summary of remaining write-ins for Line 34 from overflow page.....	0	0	0	0	0	0	0	0	0	0	0	0
3499. TOTALS (Lines 3401 through 3403 plus 3498) (Line 34 above).....	0	0	0	0	0	0	0	0	0	0	0	0

(a) Finance and service charges not included in Lines 1 to 35 \$.....551,978.

(b) For health business on indicated lines report: Number of persons insured under PPO managed care products.....0 and number of persons insured under indemnity only products.....0.

SCHEDULE F - PART 1

Assumed Reinsurance as of December 31, Current Year (\$000 Omitted)

1 ID Number	2 NAIC Company Code	3 Name of Reinsured	4 Domiciliary Jurisdiction	5 Assumed Premium	Reinsurance On			9 Contingent Commissions Payable	10 Assumed Premiums Receivable	11 Unearned Premium	12 Funds Held by or Deposited With Reinsured Companies	13 Letters of Credit Posted	14 Amount of Assets Pledged or Compensating Balances to Secure Letters of Credit	15 Amount of Assets Pledged or Collateral Held in Trust
					6 Paid Losses and Loss Adjustment Expenses	7 Known Case Losses and LAE	8 Cols. 6 + 7							
Other U. S. Unaffiliated Insurers														
31-1287689..	37001.....	Windhaven National Insurance Company.....	TX.....8412
75-0728676..	29378.....	Old American County Mutual Fire Insurance Company.....	TX.....0926
0999999.	Other U. S. Unaffiliated Insurers.....		08412000000926
9999999.	Totals.....		08412000000926

SCHEDULE F - PART 2

Premium Portfolio Reinsurance Effectored or (Canceled) during Current Year

1	2	3	4	5	6
ID Number	NAIC Company Code	Name of Company	Date of Contract	Original Premium	Reinsurance Premium

NONE

SCHEDULE F - PART 3

Ceded Reinsurance as of December 31, Current Year (\$000 Omitted)

1	2	3	4	5	6	Reinsurance Recoverable on									16	Reinsurance Payable		19	20
						7	8	9	10	11	12	13	14	15		17	18		
ID Number	NAIC Company Code	Name of Reinsurer	Domi- ciliary Juris- diction	Special Code	Reinsurance Premiums Ceded	Paid Losses	Paid LAE	Known Case Loss Reserves	Known Case LAE Reserves	IBNR Loss Reserves	IBNR LAE Reserves	Unearned Premiums	Contingent Commissions	Col. 7 through 14 Totals	Amount in Dispute Included in Column 15	Ceded Balances Payable	Other Amounts Due to Reinsurers	Net Amount Recoverable from Reinsurers (Cols. 15 - [17 + 18])	Funds Held by Company Under Reinsurance Treaties
Authorized Other U.S. Unaffiliated Insurers																			
13-2673100.	22039...	General Reinsurance Corporation.....	DE.....5500
0999999. Total Authorized Other U.S. Unaffiliated Insurers.....				5500000000000000
1499999. Total Authorized Excluding Protected Cells.....				5500000000000000
4399999. Total Authorized, Unauthorized and Certified Excluding Protected Cells.....				5500000000000000
9999999. Totals (Sum of 4399999 and 4499999).....				5500000000000000

SCHEDULE F - PART 3 (Continued)
Ceded Reinsurance as of December 31, Current Year (\$000 Omitted)
(Credit Risk)

ID Number from Col. 1	Name of Reinsurer from Col. 3	Collateral				25	26	27	Ceded Reinsurance Credit Risk								
		21	22	23	24				28	29	30	31	32	33	34	35	36
		Multiple Beneficiary Trusts	Letters of Credit	Issuing or Confirming Bank Reference Number	Single Beneficiary Trusts & Other Allowable Collateral	Total Funds Held, Payables & Collateral	Net Recoverable Net of Funds Held & Collateral	Applicable Sch. F Penalty (Col. 78)	Total Amount Recoverable from Reinsurers Less Penalty (Cols. 15 - 27)	Stressed Recoverable (Col. 28 * 120%)	Reinsurance Payable & Funds Held (Cols. 17 + 18 + 20; Not in Excess of Col. 29)	Stressed Net Recoverable (Cols. 29 - 30)	Total Collateral (Cols. 21 + 22 + 24; Not in Excess of Col. 31)	Stressed Net Recoverable Net of Collateral Offsets (Cols. 31 - 32)	Reinsurer Designation Equivalent	Credit Risk on Collateralized Recoverables (Col. 32 * Factor Applicable to Reinsurer Designation Equivalent in Col. 34)	Credit Risk on Uncollateralized Recoverables (Col. 33 * Factor Applicable to Reinsurer Designation Equivalent in Col. 34)
Authorized Other U.S. Unaffiliated Insurers																	
13-2673100.	General Reinsurance Corporation.....					0	0	0	0	0	0	0	0	0	2	0	0
0999999.	Total Authorized Other U.S. Unaffiliated Insurers.....	0	0	XXX	0	0	0	0	0	0	0	0	0	0	XXX	0	0
1499999.	Total Authorized Excluding Protected Cells.....	0	0	XXX	0	0	0	0	0	0	0	0	0	0	XXX	0	0
4399999.	Total Authorized, Unauthorized & Certified Excl Prot Cells.....	0	0	XXX	0	0	0	0	0	0	0	0	0	0	XXX	0	0
9999999.	Totals (Sum of 4399999 and 4499999).....	0	0	XXX	0	0	0	0	0	0	0	0	0	0	XXX	0	0

Sch. F - Pt. 3
NONE

Sch. F - Pt. 3
NONE

Sch. F - Pt. 3
NONE

Sch. F - Pt. 4 Issuing or Confirming Banks for Letters of Credit from Scfpt3
NONE

SCHEDULE F - PART 5
Interrogatories for Schedule F, Part 3 (000 Omitted)

A. Report the five largest provisional commission rates included in the cedant's reinsurance treaties. The commission rate to be reported is by contract with ceded premium in excess of \$50,000.

1	2	3
Name of Reinsurer	Commission Rate	Ceded Premium
1.....		
2.....		
3.....		
4.....		
5.....		

B. Report the five largest reinsurance recoverables reported in Column 15, due from any one reinsurer (based on the total recoverables, Line 9999999, Column 15), the amount of ceded premium, and indicate whether the recoverables are due from an affiliated insurer.

1	2	3	4
Name of Reinsurer	Total Recoverables	Ceded Premiums	Affiliated YES or NO
6. General Reinsurance Corporation.....		55	NO.....
7.....			
8.....			
9.....			
10.....			

NOTE: Disclosure of the five largest provisional commission rates should exclude mandatory pools and joint underwriting associations.

SCHEDULE F - PART 6

Restatement of Balance Sheet to Identify Net Credit for Reinsurance

	1 As Reported (Net of Ceded)	2 Restatement Adjustments	3 Restated (Gross of Ceded)
ASSETS (Page 2, Col. 3)			
1. Cash and invested assets (Line 12).....	272,288,685		272,288,685
2. Premiums and considerations (Line 15).....	72,991,770		72,991,770
3. Reinsurance recoverable on loss and loss adjustment expense payments (Line 16.1).....			0
4. Funds held by or deposited with reinsured companies (Line 16.2).....			0
5. Other assets.....	30,101,811		30,101,811
6. Net amount recoverable from reinsurers.....			0
7. Protected cell assets (Line 27).....			0
8. Totals (Line 28).....	375,382,266	0	375,382,266
LIABILITIES (Page 3)			
9. Losses and loss adjustment expenses (Lines 1 through 3).....	129,496,315		129,496,315
10. Taxes, expenses, and other obligations (Lines 4 through 8).....	25,354,417		25,354,417
11. Unearned premiums (Line 9).....	94,030,975		94,030,975
12. Advance premiums (Line 10).....	30,426		30,426
13. Dividends declared and unpaid (Line 11.1 and 11.2).....			0
14. Ceded reinsurance premiums payable (net of ceding commissions) (Line 12).....			0
15. Funds held by company under reinsurance treaties (Line 13).....			0
16. Amounts withheld or retained by company for account of others (Line 14).....			0
17. Provision for reinsurance (Line 16).....			0
18. Other liabilities.....	17,864,247		17,864,247
19. Total liabilities excluding protected cell business (Line 26).....	266,776,380	0	266,776,380
20. Protected cell liabilities (Line 27).....			0
21. Surplus as regards policyholders (Line 37).....	108,605,878	XXX	108,605,878
22. Totals (Line 38).....	375,382,258	0	375,382,258

NOTE: Is the restatement of this exhibit the result of grossing up balances ceded to affiliates under 100 percent reinsurance or pooling arrangements?..Yes [] No [X]

If yes, give full explanation:

Sch. H - Pt. 1
NONE

Sch. H - Pt. 2
NONE

Sch. H - Pt. 3
NONE

Sch. H - Pt. 4
NONE

Sch. H - Pt. 5
NONE

SCHEDULE P - PART 1A - HOMEOWNERS/FARMOWNERS
(\$000 omitted)

Years in Which Premiums Were Earned and Losses Were Incurred	Premiums Earned			Loss and Loss Expense Payments								12 Number of Claims Reported- Direct and Assumed
	1	2	3	Loss Payments		Defense and Cost Containment Payments		Adjusting and Other Payments		10	11	
	Direct and Assumed	Ceded	Net (Cols. 1 - 2)	4 Direct and Assumed	5 Ceded	6 Direct and Assumed	7 Ceded	8 Direct and Assumed	9 Ceded	Salvage and Subrogation Received	Total Net Paid (Cols. 4 - 5 + 6 - 7 + 8 - 9)	
1. Prior.....XXX.....XXX.....XXX.....							0XXX.....
2. 2009.....		0							0	
3. 2010.....		0							0	
4. 2011.....		0							0	
5. 2012.....		0							0	
6. 2013.....		0							0	
7. 2014.....		0							0	
8. 2015.....		0							0	
9. 2016.....		0							0	
10. 2017.....		0							0	
11. 2018.....		0							0	
12. Totals.....XXX.....XXX.....XXX.....00000000XXX.....

	Losses Unpaid				Defense and Cost Containment Unpaid				Adjusting and Other Unpaid		23 Salvage and Subrogation Anticipated	24 Total Net Losses and Expenses Unpaid	25 Number of Claims Outstanding Direct and Assumed
	Case Basis		Bulk + IBNR		Case Basis		Bulk + IBNR		21 Direct and Assumed	22 Ceded			
	13 Direct and Assumed	14 Ceded	15 Direct and Assumed	16 Ceded	17 Direct and Assumed	18 Ceded	19 Direct and Assumed	20 Ceded					
1. Prior.....0
2. 2009.....0
3. 2010.....0
4. 2011.....0
5. 2012.....0
6. 2013.....0
7. 2014.....0
8. 2015.....0
9. 2016.....0
10. 2017.....0
11. 2018.....0
12. Totals...0000000000000

NONE

	Total Losses and Loss Expenses Incurred			Loss and Loss Expense Percentage (Incurred/Premiums Earned)			Nontabular Discount		34	Net Balance Sheet Reserves after Discount	
	26 Direct and Assumed	27 Ceded	28 Net	29 Direct and Assumed	30 Ceded	31 Net	32 Loss	33 Loss Expense	Inter- Company Pooling Participation Percentage	35 Losses Unpaid	36 Loss Expenses Unpaid
1. Prior..XXX.....XXX.....XXX.....XXX.....XXX.....XXX.....XXX.....00
2. 2009.0000.00.00.000
3. 2010.0000.00.00.000
4. 2011.0000.00.00.000
5. 2012.0000.00.00.000
6. 2013.0000.00.00.000
7. 2014.0000.00.00.000
8. 2015.0000.00.00.000
9. 2016.0000.00.00.000
10. 2017.0000.00.00.000
11. 2018.0000.00.00.000
12. TotalsXXX.....XXX.....XXX.....XXX.....XXX.....XXX.....00XXX.....00

SCHEDULE P - PART 1B - PRIVATE PASSENGER AUTO LIABILITY/MEDICAL

(\$000 omitted)

Years in Which Premiums Were Earned and Losses Were Incurred	Premiums Earned			Loss and Loss Expense Payments							12 Number of Claims Reported- Direct and Assumed	
	1 Direct and Assumed	2 Ceded	3 Net (Cols. 1 - 2)	Loss Payments		Defense and Cost Containment Payments		Adjusting and Other Payments		10 Salvage and Subrogation Received		11 Total Net Paid (Cols. 4 - 5 + 6 - 7 + 8 - 9)
				4 Direct and Assumed	5 Ceded	6 Direct and Assumed	7 Ceded	8 Direct and Assumed	9 Ceded			
1. Prior.....XXX.....XXX.....XXX.....2,1922,03726520186XXX.....
2. 2009.....246,134	246,134144,903	7,305	22,321	3,328174,52872,364
3. 2010.....242,623	242,623135,655	6,661	22,684	3,303164,99970,769
4. 2011.....220,494	220,494128,798	5,492	21,755	3,155156,04661,796
5. 2012.....205,509	205,509134,408	5,402	20,597	3,740160,40862,679
6. 2013.....204,699	204,699130,092	4,922	17,411	3,629152,42559,438
7. 2014.....216,624	216,624133,1938004,312	16,938	3,326153,64356,829
8. 2015.....223,256	223,256146,270	3,882	16,429	2,867166,58160,816
9. 2016.....218,160	218,160137,1598642,998	18,934	3,181158,22756,491
10. 2017.....247,540	247,540122,726	1,561	20,063	3,480144,35059,158
11. 2018.....279,548	279,54878,768	256	16,917	1,50695,94164,043
12. Totals.....XXX.....XXX.....XXX.....	...1,294,1653,70242,8190194,053031,5361,527,335XXX.....

	Losses Unpaid				Defense and Cost Containment Unpaid				Adjusting and Other Unpaid		23 Salvage and Subrogation Anticipated	24 Total Net Losses and Expenses Unpaid	25 Number of Claims Outstanding- Direct and Assumed
	Case Basis		Bulk + IBNR		Case Basis		Bulk + IBNR		21	22			
	13 Direct and Assumed	14 Ceded	15 Direct and Assumed	16 Ceded	17 Direct and Assumed	18 Ceded	19 Direct and Assumed	20 Ceded	Direct and Assumed	Ceded			
1. Prior.....26										263
2. 2009.....86										867
3. 2010.....34					9	10	5534
4. 2011.....73					13	6	11925
5. 2012.....193					38	16	2224618
6. 2013.....491					68	41	4360041
7. 2014.....544					193	40	7477768
8. 2015.....1,817					578	128	982,523178
9. 2016.....4,752	1,074			1,931	419	1938,176493
10. 2017.....15,893	2,080			3,156	1,414	74822,5431,625
11. 2018.....59,913	14,889			4,951	6,189	2,47985,9429,544
12. Totals...83,820018,04300010,93708,26403,674121,06411,986

	Total Losses and Loss Expenses Incurred			Loss and Loss Expense Percentage (Incurred/Premiums Earned)			Nontabular Discount		34	Net Balance Sheet Reserves after Discount	
	26 Direct and Assumed	27 Ceded	28 Net	29 Direct and Assumed	30 Ceded	31 Net	32 Loss	33 Loss Expense	Inter- Company Pooling Participation Percentage	35 Losses Unpaid	36 Loss Expenses Unpaid
1. Prior..XXX.....XXX.....XXX.....XXX.....XXX.....XXX.....		XXX.....260
2. 2009.174,6140174,61470.90.070.9			860
3. 2010.165,0530165,05368.00.068.0			3420
4. 2011.156,1380156,13870.80.070.8			7319
5. 2012.160,6540160,65478.20.078.2			19354
6. 2013.153,0260153,02674.80.074.8			491109
7. 2014.155,220800154,42071.70.071.3			544233
8. 2015.169,1050169,10575.70.075.7			1,817707
9. 2016.167,267864166,40376.70.076.3			5,8262,350
10. 2017.166,8930166,89367.40.067.4			17,9734,570
11. 2018.181,8830181,88365.10.065.1			74,80211,140
12. TotalsXXX.....XXX.....XXX.....XXX.....XXX.....XXX.....00XXX.....101,86319,201

Sch. P - Pt. 1C
NONE

Sch. P - Pt. 1D
NONE

Sch. P - Pt. 1E
NONE

Sch. P - Pt. 1F - Sn. 1
NONE

Sch. P - Pt. 1F - Sn. 2
NONE

Sch. P - Pt. 1G
NONE

Sch. P - Pt. 1H - Sn. 1
NONE

Sch. P - Pt. 1H - Sn. 2
NONE

Sch. P - Pt. 1I
NONE

SCHEDULE P - PART 1J - AUTO PHYSICAL DAMAGE

(\$000 omitted)

Years in Which Premiums Were Earned and Losses Were Incurred	Premiums Earned			Loss and Loss Expense Payments								12 Number of Claims Reported- Direct and Assumed
	1 Direct and Assumed	2 Ceded	3 Net (Cols. 1 - 2)	Loss Payments		Defense and Cost Containment Payments		Adjusting and Other Payments		10 Salvage and Subrogation Received	11 Total Net Paid (Cols. 4 - 5 + 6 - 7 + 8 - 9)	
				4 Direct and Assumed	5 Ceded	6 Direct and Assumed	7 Ceded	8 Direct and Assumed	9 Ceded			
1. Prior.....XXX.....XXX.....XXX.....(113)	135	150	378172XXX.....
2. 2017.....99,1584899,11053,650	70	8,189	8,37461,90938,954
3. 2018.....105,80255105,74754,014	31	9,044	6,37463,08942,344
4. Totals....XXX.....XXX.....XXX.....107,5510236017,383015,126125,170XXX.....

	Losses Unpaid				Defense and Cost Containment Unpaid				Adjusting and Other Unpaid		23 Salvage and Subrogation Anticipated	24 Total Net Losses and Expenses Unpaid	25 Number of Claims Outstanding- Direct and Assumed
	Case Basis		Bulk + IBNR		Case Basis		Bulk + IBNR		21	22			
	13 Direct and Assumed	14 Ceded	15 Direct and Assumed	16 Ceded	17 Direct and Assumed	18 Ceded	19 Direct and Assumed	20 Ceded	Direct and Assumed	Ceded			
1. Prior.....(646)67349698(528)27
2. 2017.....(205)64699265(37)11
3. 2018.....6,9841,289276881,8728,9881,930
4. Totals...6,13201,42000036083602,8368,4241,968

	Total Losses and Loss Expenses Incurred			Loss and Loss Expense Percentage (Incurred/Premiums Earned)			Nontabular Discount		34 Inter-Company Pooling Participation Percentage	Net Balance Sheet Reserves after Discount	
	26 Direct and Assumed	27 Ceded	28 Net	29 Direct and Assumed	30 Ceded	31 Net	32 Loss	33 Loss Expense		35 Losses Unpaid	36 Loss Expenses Unpaid
1. Prior..XXX.....XXX.....XXX.....XXX.....XXX.....XXX.....XXX.....(579)52
2. 2017.61,872061,87262.40.062.4(142)105
3. 2018.72,077072,07768.10.068.28,273715
4. TotalsXXX.....XXX.....XXX.....XXX.....XXX.....XXX.....00XXX.....7,552872

Sch. P - Pt. 1K
NONE

Sch. P - Pt. 1L
NONE

Sch. P - Pt. 1M
NONE

Sch. P - Pt. 1N
NONE

Sch. P - Pt. 1O
NONE

Sch. P - Pt. 1P
NONE

Sch. P - Pt. 1R - Sn. 1
NONE

Sch. P - Pt. 1R - Sn. 2
NONE

Sch. P - Pt. 1S
NONE

Sch. P - Pt. 1T
NONE

SCHEDULE P - PART 2A - HOMEOWNERS/FARMOWNERS

Years in Which Losses Were Incurred	Incurred Net Losses and Defense and Cost Containment Expenses Reported at Year End (\$000 omitted)										Development	
	1	2	3	4	5	6	7	8	9	10	11	12
	2009	2010	2011	2012	2013	2014	2015	2016	2017	2018	One Year	Two Year
1. Prior.....										00
2. 2009.....										00
3. 2010.....	XXX									00
4. 2011.....	XXX	XXX								00
5. 2012.....	XXX	XXX	XXX							00
6. 2013.....	XXX	XXX	XXX	XXX						00
7. 2014.....	XXX	XXX	XXX	XXX	XXX					00
8. 2015.....	XXX	XXX	XXX	XXX	XXX	XXX				00
9. 2016.....	XXX	XXX	XXX	XXX	XXX	XXX	XXX			00
10. 2017.....	XXX	XXX	XXX	XXX	XXX	XXX	XXX	XXX		0	XXX
11. 2018.....	XXX	XXX	XXX	XXX	XXX	XXX	XXX	XXX	XXX		XXX	XXX
12. Totals										00

SCHEDULE P - PART 2B - PRIVATE PASSENGER AUTO LIABILITY/MEDICAL

1. Prior.....47,65340,95337,08735,56934,95134,44734,10934,03535,04834,214(834)179
2. 2009.....160,491156,548154,272153,429152,913152,652152,467152,308152,311152,293(18)(15)
3. 2010.....	XXX150,744146,145145,338143,889143,420142,802142,469142,365142,359(6)(110)
4. 2011.....	XXX	XXX135,689139,377137,060136,792135,349134,452134,349134,37627(76)
5. 2012.....	XXX	XXX	XXX151,852145,637142,988141,360140,236140,483140,041(442)(195)
6. 2013.....	XXX	XXX	XXX	XXX146,271138,312136,187135,943135,635135,574(61)(369)
7. 2014.....	XXX	XXX	XXX	XXX	XXX133,153137,285137,839136,710137,442732(397)
8. 2015.....	XXX	XXX	XXX	XXX	XXX	XXX144,823151,626152,143152,548405922
9. 2016.....	XXX	XXX	XXX	XXX	XXX	XXX	XXX139,342145,514147,0501,5367,708
10. 2017.....	XXX	XXX	XXX	XXX	XXX	XXX	XXX	XXX144,290145,4161,126	XXX
11. 2018.....	XXX	XXX	XXX	XXX	XXX	XXX	XXX	XXX	XXX158,777	XXX	XXX
12. Totals										2,4647,647

SCHEDULE P - PART 2C - COMMERCIAL AUTO/TRUCK LIABILITY/MEDICAL

1. Prior.....										00
2. 2009.....										00
3. 2010.....	XXX									00
4. 2011.....	XXX	XXX								00
5. 2012.....	XXX	XXX	XXX							00
6. 2013.....	XXX	XXX	XXX	XXX						00
7. 2014.....	XXX	XXX	XXX	XXX	XXX					00
8. 2015.....	XXX	XXX	XXX	XXX	XXX	XXX				00
9. 2016.....	XXX	XXX	XXX	XXX	XXX	XXX	XXX			00
10. 2017.....	XXX	XXX	XXX	XXX	XXX	XXX	XXX	XXX		0	XXX
11. 2018.....	XXX	XXX	XXX	XXX	XXX	XXX	XXX	XXX	XXX		XXX	XXX
12. Totals										00

**SCHEDULE P - PART 2D - WORKERS' COMPENSATION
(EXCLUDING EXCESS WORKERS' COMPENSATION)**

1. Prior.....										00
2. 2009.....										00
3. 2010.....	XXX									00
4. 2011.....	XXX	XXX								00
5. 2012.....	XXX	XXX	XXX							00
6. 2013.....	XXX	XXX	XXX	XXX						00
7. 2014.....	XXX	XXX	XXX	XXX	XXX					00
8. 2015.....	XXX	XXX	XXX	XXX	XXX	XXX				00
9. 2016.....	XXX	XXX	XXX	XXX	XXX	XXX	XXX			00
10. 2017.....	XXX	XXX	XXX	XXX	XXX	XXX	XXX	XXX		0	XXX
11. 2018.....	XXX	XXX	XXX	XXX	XXX	XXX	XXX	XXX	XXX		XXX	XXX
12. Totals										00

SCHEDULE P - PART 2E - COMMERCIAL MULTIPLE PERIL

1. Prior.....										00
2. 2009.....										00
3. 2010.....	XXX									00
4. 2011.....	XXX	XXX								00
5. 2012.....	XXX	XXX	XXX							00
6. 2013.....	XXX	XXX	XXX	XXX						00
7. 2014.....	XXX	XXX	XXX	XXX	XXX					00
8. 2015.....	XXX	XXX	XXX	XXX	XXX	XXX				00
9. 2016.....	XXX	XXX	XXX	XXX	XXX	XXX	XXX			00
10. 2017.....	XXX	XXX	XXX	XXX	XXX	XXX	XXX	XXX		0	XXX
11. 2018.....	XXX	XXX	XXX	XXX	XXX	XXX	XXX	XXX	XXX		XXX	XXX
12. Totals										00

SCHEDULE P - PART 2F - SECTION 1 - MEDICAL PROFESSIONAL LIABILITY - OCCURRENCE

Years in Which Losses Were Incurred	Incurred Net Losses and Defense and Cost Containment Expenses Reported at Year End (\$000 omitted)										Development	
	1	2	3	4	5	6	7	8	9	10	11	12
	2009	2010	2011	2012	2013	2014	2015	2016	2017	2018	One Year	Two Year
1. Prior.....										00
2. 2009.....										00
3. 2010.....	XXX									00
4. 2011.....	XXX	XXX								00
5. 2012.....	XXX	XXX	XXX							00
6. 2013.....	XXX	XXX	XXX	XXX						00
7. 2014.....	XXX	XXX	XXX	XXX	XXX					00
8. 2015.....	XXX	XXX	XXX	XXX	XXX	XXX				00
9. 2016.....	XXX	XXX	XXX	XXX	XXX	XXX	XXX			00
10. 2017.....	XXX	XXX	XXX	XXX	XXX	XXX	XXX	XXX		0	XXX
11. 2018.....	XXX	XXX	XXX	XXX	XXX	XXX	XXX	XXX	XXX		XXX	XXX
12. Totals										00

NONE

SCHEDULE P - PART 2F - SECTION 2 - MEDICAL PROFESSIONAL LIABILITY - CLAIMS-MADE

1. Prior.....										00
2. 2009.....										00
3. 2010.....	XXX									00
4. 2011.....	XXX	XXX								00
5. 2012.....	XXX	XXX	XXX							00
6. 2013.....	XXX	XXX	XXX	XXX						00
7. 2014.....	XXX	XXX	XXX	XXX	XXX					00
8. 2015.....	XXX	XXX	XXX	XXX	XXX	XXX				00
9. 2016.....	XXX	XXX	XXX	XXX	XXX	XXX	XXX			00
10. 2017.....	XXX	XXX	XXX	XXX	XXX	XXX	XXX	XXX		0	XXX
11. 2018.....	XXX	XXX	XXX	XXX	XXX	XXX	XXX	XXX	XXX		XXX	XXX
12. Totals										00

NONE

SCHEDULE P - PART 2G - SPECIAL LIABILITY (OCEAN MARINE, AIRCRAFT (ALL PERILS), BOILER & MACHINERY)

1. Prior.....										00
2. 2009.....										00
3. 2010.....	XXX									00
4. 2011.....	XXX	XXX								00
5. 2012.....	XXX	XXX	XXX							00
6. 2013.....	XXX	XXX	XXX	XXX						00
7. 2014.....	XXX	XXX	XXX	XXX	XXX					00
8. 2015.....	XXX	XXX	XXX	XXX	XXX	XXX				00
9. 2016.....	XXX	XXX	XXX	XXX	XXX	XXX	XXX			00
10. 2017.....	XXX	XXX	XXX	XXX	XXX	XXX	XXX	XXX		0	XXX
11. 2018.....	XXX	XXX	XXX	XXX	XXX	XXX	XXX	XXX	XXX		XXX	XXX
12. Totals										00

NONE

SCHEDULE P - PART 2H - SECTION 1 - OTHER LIABILITY - OCCURRENCE

1. Prior.....										00
2. 2009.....										00
3. 2010.....	XXX									00
4. 2011.....	XXX	XXX								00
5. 2012.....	XXX	XXX	XXX							00
6. 2013.....	XXX	XXX	XXX	XXX						00
7. 2014.....	XXX	XXX	XXX	XXX	XXX					00
8. 2015.....	XXX	XXX	XXX	XXX	XXX	XXX				00
9. 2016.....	XXX	XXX	XXX	XXX	XXX	XXX	XXX			00
10. 2017.....	XXX	XXX	XXX	XXX	XXX	XXX	XXX	XXX		0	XXX
11. 2018.....	XXX	XXX	XXX	XXX	XXX	XXX	XXX	XXX	XXX		XXX	XXX
12. Totals										00

NONE

SCHEDULE P - PART 2H - SECTION 2 - OTHER LIABILITY - CLAIMS-MADE

1. Prior.....										00
2. 2009.....										00
3. 2010.....	XXX									00
4. 2011.....	XXX	XXX								00
5. 2012.....	XXX	XXX	XXX							00
6. 2013.....	XXX	XXX	XXX	XXX						00
7. 2014.....	XXX	XXX	XXX	XXX	XXX					00
8. 2015.....	XXX	XXX	XXX	XXX	XXX	XXX				00
9. 2016.....	XXX	XXX	XXX	XXX	XXX	XXX	XXX			00
10. 2017.....	XXX	XXX	XXX	XXX	XXX	XXX	XXX	XXX		0	XXX
11. 2018.....	XXX	XXX	XXX	XXX	XXX	XXX	XXX	XXX	XXX		XXX	XXX
12. Totals										00

NONE

SCHEDULE P - PART 2I - SPECIAL PROPERTY (FIRE, ALLIED LINES, INLAND MARINE, EARTHQUAKE, BURGLARY AND THEFT)

Years in Which Losses Were Incurred	Incurred Net Losses and Defense and Cost Containment Expenses Reported at Year End (\$000 omitted)										Development	
	1	2	3	4	5	6	7	8	9	10	11	12
	2009	2010	2011	2012	2013	2014	2015	2016	2017	2018	One Year	Two Year
1. Prior.....	...XXX.....	...XXX.....	...XXX.....	...XXX.....	...XXX.....	...XXX.....	...XXX.....00
2. 2017.....	...XXX.....	...XXX.....	...XXX.....	...XXX.....	...XXX.....	...XXX.....	...XXX.....	...XXX.....0	...XXX.....
3. 2018.....	...XXX.....	...XXX.....	...XXX.....	...XXX.....	...XXX.....	...XXX.....	...XXX.....	...XXX.....	...XXX.....XXX.....	...XXX.....
4. Totals										00

SCHEDULE P - PART 2J - AUTO PHYSICAL DAMAGE

1. Prior.....	...XXX.....	...XXX.....	...XXX.....	...XXX.....	...XXX.....	...XXX.....	...XXX.....4,9263,7734,113340(813)
2. 2017.....	...XXX.....	...XXX.....	...XXX.....	...XXX.....	...XXX.....	...XXX.....	...XXX.....	...XXX55,21753,584(1,633)	...XXX.....
3. 2018.....	...XXX.....	...XXX.....	...XXX.....	...XXX.....	...XXX.....	...XXX.....	...XXX.....	...XXX.....	...XXX.....62,345	...XXX.....	...XXX.....
4. Totals										(1,294)(813)

SCHEDULE P - PART 2K - FIDELITY/SURETY

1. Prior.....	...XXX.....	...XXX.....	...XXX.....	...XXX.....	...XXX.....	...XXX.....	...XXX.....00
2. 2017.....	...XXX.....	...XXX.....	...XXX.....	...XXX.....	...XXX.....	...XXX.....	...XXX.....	...XXX.....0	...XXX.....
3. 2018.....	...XXX.....	...XXX.....	...XXX.....	...XXX.....	...XXX.....	...XXX.....	...XXX.....	...XXX.....	...XXX.....XXX.....	...XXX.....
4. Totals										00

SCHEDULE P - PART 2L - OTHER (INCLUDING CREDIT, ACCIDENT AND HEALTH)

1. Prior.....	...XXX.....	...XXX.....	...XXX.....	...XXX.....	...XXX.....	...XXX.....	...XXX.....00
2. 2017.....	...XXX.....	...XXX.....	...XXX.....	...XXX.....	...XXX.....	...XXX.....	...XXX.....	...XXX.....0	...XXX.....
3. 2018.....	...XXX.....	...XXX.....	...XXX.....	...XXX.....	...XXX.....	...XXX.....	...XXX.....	...XXX.....	...XXX.....XXX.....	...XXX.....
4. Totals										00

SCHEDULE P - PART 2M - INTERNATIONAL

1. Prior.....00
2. 2009.....00
3. 2010.....	...XXX.....00
4. 2011.....	...XXX.....	...XXX.....00
5. 2012.....	...XXX.....	...XXX.....	...XXX.....00
6. 2013.....	...XXX.....	...XXX.....	...XXX.....	...XXX.....00
7. 2014.....	...XXX.....	...XXX.....	...XXX.....	...XXX.....	...XXX.....00
8. 2015.....	...XXX.....	...XXX.....	...XXX.....	...XXX.....	...XXX.....	...XXX.....00
9. 2016.....	...XXX.....	...XXX.....	...XXX.....	...XXX.....	...XXX.....	...XXX.....	...XXX.....00
10. 2017.....	...XXX.....	...XXX.....	...XXX.....	...XXX.....	...XXX.....	...XXX.....	...XXX.....	...XXX.....0	...XXX.....
11. 2018.....	...XXX.....	...XXX.....	...XXX.....	...XXX.....	...XXX.....	...XXX.....	...XXX.....	...XXX.....	...XXX.....XXX.....	...XXX.....
12. Totals										00

Sch. P - Pt. 2N
NONE

Sch. P - Pt. 2O
NONE

Sch. P - Pt. 2P
NONE

Sch. P - Pt. 2R - Sn. 1
NONE

Sch. P - Pt. 2R - Sn. 2
NONE

Sch. P - Pt. 2S
NONE

Sch. P - Pt. 2T
NONE

SCHEDULE P - PART 3A - HOMEOWNERS/FARMOWNERS

Years in Which Losses Were Incurred	Cumulative Paid Net Losses and Defense and Cost Containment Expenses Reported at Year End (\$000 omitted)										11 Number of Claims Closed With Loss Payment	12 Number of Claims Closed Without Loss Payment
	1	2	3	4	5	6	7	8	9	10		
	2009	2010	2011	2012	2013	2014	2015	2016	2017	2018		
1. Prior.....000.....											
2. 2009.....												
3. 2010.....XXX.....											
4. 2011.....XXX.....XXX.....										
5. 2012.....XXX.....XXX.....XXX.....									
6. 2013.....XXX.....XXX.....XXX.....XXX.....								
7. 2014.....XXX.....XXX.....XXX.....XXX.....XXX.....							
8. 2015.....XXX.....XXX.....XXX.....XXX.....XXX.....XXX.....						
9. 2016.....XXX.....XXX.....XXX.....XXX.....XXX.....XXX.....XXX.....					
10. 2017.....XXX.....XXX.....XXX.....XXX.....XXX.....XXX.....XXX.....XXX.....				
11. 2018.....XXX.....XXX.....XXX.....XXX.....XXX.....XXX.....XXX.....XXX.....XXX.....			

SCHEDULE P - PART 3B - PRIVATE PASSENGER AUTO LIABILITY/MEDICAL

1. Prior.....000.....21,584.....29,498.....32,431.....33,281.....33,672.....33,801.....33,912.....34,007.....34,188.....2.....2.....
2. 2009.....75,215.....125,499.....142,323.....149,064.....151,158.....151,783.....152,018.....152,124.....152,219.....152,208.....41,039.....31,318.....
3. 2010.....XXX.....69,499.....117,004.....134,666.....139,770.....141,246.....141,812.....142,099.....142,290.....142,315.....40,192.....30,573.....
4. 2011.....XXX.....XXX.....65,608.....111,904.....126,643.....132,317.....133,620.....134,005.....134,139.....134,290.....36,454.....25,337.....
5. 2012.....XXX.....XXX.....XXX.....71,224.....117,001.....131,745.....137,223.....138,965.....139,592.....139,811.....37,012.....25,649.....
6. 2013.....XXX.....XXX.....XXX.....XXX.....67,318.....112,681.....127,213.....132,642.....134,479.....135,015.....35,728.....23,669.....
7. 2014.....XXX.....XXX.....XXX.....XXX.....XXX.....66,223.....114,606.....129,099.....135,158.....136,706.....34,824.....21,937.....
8. 2015.....XXX.....XXX.....XXX.....XXX.....XXX.....XXX.....71,036.....127,238.....144,488.....150,153.....35,874.....24,764.....
9. 2016.....XXX.....XXX.....XXX.....XXX.....XXX.....XXX.....XXX.....69,367.....123,534.....139,294.....32,165.....23,833.....
10. 2017.....XXX.....XXX.....XXX.....XXX.....XXX.....XXX.....XXX.....XXX.....73,410.....124,287.....29,960.....27,573.....
11. 2018.....XXX.....XXX.....XXX.....XXX.....XXX.....XXX.....XXX.....XXX.....XXX.....79,024.....23,905.....30,594.....

SCHEDULE P - PART 3C - COMMERCIAL AUTO/TRUCK LIABILITY/MEDICAL

1. Prior.....000.....											
2. 2009.....												
3. 2010.....XXX.....											
4. 2011.....XXX.....XXX.....										
5. 2012.....XXX.....XXX.....XXX.....									
6. 2013.....XXX.....XXX.....XXX.....XXX.....								
7. 2014.....XXX.....XXX.....XXX.....XXX.....XXX.....							
8. 2015.....XXX.....XXX.....XXX.....XXX.....XXX.....XXX.....						
9. 2016.....XXX.....XXX.....XXX.....XXX.....XXX.....XXX.....XXX.....					
10. 2017.....XXX.....XXX.....XXX.....XXX.....XXX.....XXX.....XXX.....XXX.....				
11. 2018.....XXX.....XXX.....XXX.....XXX.....XXX.....XXX.....XXX.....XXX.....XXX.....			

**SCHEDULE P - PART 3D - WORKERS' COMPENSATION
(EXCLUDING EXCESS WORKERS' COMPENSATION)**

1. Prior.....000.....											
2. 2009.....												
3. 2010.....XXX.....											
4. 2011.....XXX.....XXX.....										
5. 2012.....XXX.....XXX.....XXX.....									
6. 2013.....XXX.....XXX.....XXX.....XXX.....								
7. 2014.....XXX.....XXX.....XXX.....XXX.....XXX.....							
8. 2015.....XXX.....XXX.....XXX.....XXX.....XXX.....XXX.....						
9. 2016.....XXX.....XXX.....XXX.....XXX.....XXX.....XXX.....XXX.....					
10. 2017.....XXX.....XXX.....XXX.....XXX.....XXX.....XXX.....XXX.....XXX.....				
11. 2018.....XXX.....XXX.....XXX.....XXX.....XXX.....XXX.....XXX.....XXX.....XXX.....			

SCHEDULE P - PART 3E - COMMERCIAL MULTIPLE PERIL

1. Prior.....000.....											
2. 2009.....												
3. 2010.....XXX.....											
4. 2011.....XXX.....XXX.....										
5. 2012.....XXX.....XXX.....XXX.....									
6. 2013.....XXX.....XXX.....XXX.....XXX.....								
7. 2014.....XXX.....XXX.....XXX.....XXX.....XXX.....							
8. 2015.....XXX.....XXX.....XXX.....XXX.....XXX.....XXX.....						
9. 2016.....XXX.....XXX.....XXX.....XXX.....XXX.....XXX.....XXX.....					
10. 2017.....XXX.....XXX.....XXX.....XXX.....XXX.....XXX.....XXX.....XXX.....				
11. 2018.....XXX.....XXX.....XXX.....XXX.....XXX.....XXX.....XXX.....XXX.....XXX.....			

SCHEDULE P - PART 3F - SECTION 1 - MEDICAL PROFESSIONAL LIABILITY - OCCURRENCE

Years in Which Losses Were Incurred	Cumulative Paid Net Losses and Defense and Cost Containment Expenses Reported at Year End (\$000 omitted)										11	12
	1	2	3	4	5	6	7	8	9	10	Number of Claims Closed With Loss Payment	Number of Claims Closed Without Loss Payment
1. Prior.....000.....											
2. 2009.....												
3. 2010.....XXX.....											
4. 2011.....XXX.....XXX.....										
5. 2012.....XXX.....XXX.....XXX.....									
6. 2013.....XXX.....XXX.....XXX.....XXX.....								
7. 2014.....XXX.....XXX.....XXX.....XXX.....XXX.....							
8. 2015.....XXX.....XXX.....XXX.....XXX.....XXX.....XXX.....						
9. 2016.....XXX.....XXX.....XXX.....XXX.....XXX.....XXX.....XXX.....					
10. 2017.....XXX.....XXX.....XXX.....XXX.....XXX.....XXX.....XXX.....XXX.....				
11. 2018.....XXX.....XXX.....XXX.....XXX.....XXX.....XXX.....XXX.....XXX.....XXX.....			

SCHEDULE P - PART 3F - SECTION 2 - MEDICAL PROFESSIONAL LIABILITY - CLAIMS-MADE

1. Prior.....000.....											
2. 2009.....												
3. 2010.....XXX.....											
4. 2011.....XXX.....XXX.....										
5. 2012.....XXX.....XXX.....XXX.....									
6. 2013.....XXX.....XXX.....XXX.....XXX.....								
7. 2014.....XXX.....XXX.....XXX.....XXX.....XXX.....							
8. 2015.....XXX.....XXX.....XXX.....XXX.....XXX.....XXX.....						
9. 2016.....XXX.....XXX.....XXX.....XXX.....XXX.....XXX.....XXX.....					
10. 2017.....XXX.....XXX.....XXX.....XXX.....XXX.....XXX.....XXX.....XXX.....				
11. 2018.....XXX.....XXX.....XXX.....XXX.....XXX.....XXX.....XXX.....XXX.....XXX.....			

SCHEDULE P - PART 3G - SPECIAL LIABILITY (OCEAN MARINE, AIRCRAFT (ALL PERILS), BOILER AND MACHINERY)

1. Prior.....000.....									XXX.....XXX.....
2. 2009.....										XXX.....XXX.....
3. 2010.....XXX.....									XXX.....XXX.....
4. 2011.....XXX.....XXX.....								XXX.....XXX.....
5. 2012.....XXX.....XXX.....XXX.....							XXX.....XXX.....
6. 2013.....XXX.....XXX.....XXX.....XXX.....						XXX.....XXX.....
7. 2014.....XXX.....XXX.....XXX.....XXX.....XXX.....					XXX.....XXX.....
8. 2015.....XXX.....XXX.....XXX.....XXX.....XXX.....XXX.....				XXX.....XXX.....
9. 2016.....XXX.....XXX.....XXX.....XXX.....XXX.....XXX.....XXX.....			XXX.....XXX.....
10. 2017.....XXX.....XXX.....XXX.....XXX.....XXX.....XXX.....XXX.....XXX.....		XXX.....XXX.....
11. 2018.....XXX.....XXX.....XXX.....XXX.....XXX.....XXX.....XXX.....XXX.....XXX.....	XXX.....XXX.....

SCHEDULE P - PART 3H - SECTION 1 - OTHER LIABILITY - OCCURRENCE

1. Prior.....000.....											
2. 2009.....												
3. 2010.....XXX.....											
4. 2011.....XXX.....XXX.....										
5. 2012.....XXX.....XXX.....XXX.....									
6. 2013.....XXX.....XXX.....XXX.....XXX.....								
7. 2014.....XXX.....XXX.....XXX.....XXX.....XXX.....							
8. 2015.....XXX.....XXX.....XXX.....XXX.....XXX.....XXX.....						
9. 2016.....XXX.....XXX.....XXX.....XXX.....XXX.....XXX.....XXX.....					
10. 2017.....XXX.....XXX.....XXX.....XXX.....XXX.....XXX.....XXX.....XXX.....				
11. 2018.....XXX.....XXX.....XXX.....XXX.....XXX.....XXX.....XXX.....XXX.....XXX.....			

SCHEDULE P - PART 3H - SECTION 2 - OTHER LIABILITY - CLAIMS-MADE

1. Prior.....000.....											
2. 2009.....												
3. 2010.....XXX.....											
4. 2011.....XXX.....XXX.....										
5. 2012.....XXX.....XXX.....XXX.....									
6. 2013.....XXX.....XXX.....XXX.....XXX.....								
7. 2014.....XXX.....XXX.....XXX.....XXX.....XXX.....							
8. 2015.....XXX.....XXX.....XXX.....XXX.....XXX.....XXX.....						
9. 2016.....XXX.....XXX.....XXX.....XXX.....XXX.....XXX.....XXX.....					
10. 2017.....XXX.....XXX.....XXX.....XXX.....XXX.....XXX.....XXX.....XXX.....				
11. 2018.....XXX.....XXX.....XXX.....XXX.....XXX.....XXX.....XXX.....XXX.....XXX.....			

SCHEDULE P - PART 3I - SPECIAL PROPERTY (FIRE, ALLIED LINES, INLAND MARINE, EARTHQUAKE, BURGLARY AND THEFT)

Years in Which Losses Were Incurred	Cumulative Paid Net Losses and Defense and Containment Expenses Reported at Year End (\$000 omitted)										11 Number of Claims Closed With Loss Payment	12 Number of Claims Closed Without Loss Payment
	1	2	3	4	5	6	7	8	9	10		
	2009	2010	2011	2012	2013	2014	2015	2016	2017	2018		
1. Prior.....XXX.....XXX.....XXX.....XXX.....XXX.....XXX.....XXX.....000.....XXX.....XXX.....
2. 2017.....XXX.....XXX.....XXX.....XXX.....XXX.....XXX.....XXX.....XXX.....XXX.....XXX.....
3. 2018.....XXX.....XXX.....XXX.....XXX.....XXX.....XXX.....XXX.....XXX.....XXX.....XXX.....XXX.....

SCHEDULE P - PART 3J - AUTO PHYSICAL DAMAGE

1. Prior.....XXX.....XXX.....XXX.....XXX.....XXX.....XXX.....XXX.....000.....4,667.....4,689.....114.....87.....
2. 2017.....XXX.....XXX.....XXX.....XXX.....XXX.....XXX.....XXX.....XXX.....48,904.....53,720.....20,778.....18,165.....
3. 2018.....XXX.....XXX.....XXX.....XXX.....XXX.....XXX.....XXX.....XXX.....XXX.....54,045.....20,832.....19,582.....

SCHEDULE P - PART 3K - FIDELITY/SURETY

1. Prior.....XXX.....XXX.....XXX.....XXX.....XXX.....XXX.....XXX.....000.....XXX.....XXX.....
2. 2017.....XXX.....XXX.....XXX.....XXX.....XXX.....XXX.....XXX.....XXX.....XXX.....XXX.....
3. 2018.....XXX.....XXX.....XXX.....XXX.....XXX.....XXX.....XXX.....XXX.....XXX.....XXX.....XXX.....

SCHEDULE P - PART 3L - OTHER (INCLUDING CREDIT, ACCIDENT AND HEALTH)

1. Prior.....XXX.....XXX.....XXX.....XXX.....XXX.....XXX.....XXX.....000.....XXX.....XXX.....
2. 2017.....XXX.....XXX.....XXX.....XXX.....XXX.....XXX.....XXX.....XXX.....XXX.....XXX.....
3. 2018.....XXX.....XXX.....XXX.....XXX.....XXX.....XXX.....XXX.....XXX.....XXX.....XXX.....XXX.....

SCHEDULE P - PART 3M - INTERNATIONAL

1. Prior.....000.....XXX.....XXX.....
2. 2009.....XXX.....XXX.....
3. 2010.....XXX.....XXX.....XXX.....
4. 2011.....XXX.....XXX.....XXX.....XXX.....
5. 2012.....XXX.....XXX.....XXX.....XXX.....XXX.....
6. 2013.....XXX.....XXX.....XXX.....XXX.....XXX.....XXX.....
7. 2014.....XXX.....XXX.....XXX.....XXX.....XXX.....XXX.....XXX.....
8. 2015.....XXX.....XXX.....XXX.....XXX.....XXX.....XXX.....XXX.....XXX.....
9. 2016.....XXX.....XXX.....XXX.....XXX.....XXX.....XXX.....XXX.....XXX.....XXX.....
10. 2017.....XXX.....XXX.....XXX.....XXX.....XXX.....XXX.....XXX.....XXX.....XXX.....XXX.....
11. 2018.....XXX.....XXX.....XXX.....XXX.....XXX.....XXX.....XXX.....XXX.....XXX.....XXX.....XXX.....

Sch. P - Pt. 3N
NONE

Sch. P - Pt. 3O
NONE

Sch. P - Pt. 3P
NONE

Sch. P - Pt. 3R - Sn. 1
NONE

Sch. P - Pt. 3R - Sn. 2
NONE

Sch. P - Pt. 3S
NONE

Sch. P - Pt. 3T
NONE

SCHEDULE P - PART 4A - HOMEOWNERS/FARMOWNERS

Years in Which Losses Were Incurred	Bulk and IBNR Reserves on Net Losses and Defense and Cost Containment Expenses Reported at Year End (\$000 omitted)									
	1	2	3	4	5	6	7	8	9	10
	2009	2010	2011	2012	2013	2014	2015	2016	2017	2018
1. Prior.....										
2. 2009.....										
3. 2010.....	XXX									
4. 2011.....	XXX	XXX								
5. 2012.....	XXX	XXX	XXX							
6. 2013.....	XXX	XXX	XXX	XXX						
7. 2014.....	XXX	XXX	XXX	XXX	XXX					
8. 2015.....	XXX	XXX	XXX	XXX	XXX	XXX				
9. 2016.....	XXX	XXX	XXX	XXX	XXX	XXX	XXX			
10. 2017.....	XXX	XXX	XXX	XXX	XXX	XXX	XXX	XXX		
11. 2018.....	XXX	XXX	XXX	XXX	XXX	XXX	XXX	XXX	XXX	

SCHEDULE P - PART 4B - PRIVATE PASSENGER AUTO LIABILITY/MEDICAL

1. Prior.....	16,841	7,847	3,857	1,513	897	313	2			
2. 2009.....	18,100	8,257	4,787	1,634	699	335	113	10	7	
3. 2010.....	XXX	17,770	10,215	4,370	1,691	816	261	31	17	9
4. 2011.....	XXX	XXX	18,900	11,430	4,393	1,960	831	32	11	13
5. 2012.....	XXX	XXX	XXX	24,801	10,369	4,069	1,511	275	460	38
6. 2013.....	XXX	XXX	XXX	XXX	25,387	6,749	2,529	866	272	68
7. 2014.....	XXX	XXX	XXX	XXX	XXX	16,458	5,666	2,326	204	193
8. 2015.....	XXX	XXX	XXX	XXX	XXX	XXX	16,711	5,982	2,330	578
9. 2016.....	XXX	XXX	XXX	XXX	XXX	XXX	XXX	19,249	7,547	3,005
10. 2017.....	XXX	XXX	XXX	XXX	XXX	XXX	XXX	XXX	16,918	5,236
11. 2018.....	XXX	XXX	XXX	XXX	XXX	XXX	XXX	XXX	XXX	19,840

SCHEDULE P - PART 4C - COMMERCIAL AUTO/TRUCK LIABILITY/MEDICAL

1. Prior.....										
2. 2009.....										
3. 2010.....	XXX									
4. 2011.....	XXX	XXX								
5. 2012.....	XXX	XXX	XXX							
6. 2013.....	XXX	XXX	XXX	XXX						
7. 2014.....	XXX	XXX	XXX	XXX	XXX					
8. 2015.....	XXX	XXX	XXX	XXX	XXX	XXX				
9. 2016.....	XXX	XXX	XXX	XXX	XXX	XXX	XXX			
10. 2017.....	XXX	XXX	XXX	XXX	XXX	XXX	XXX	XXX		
11. 2018.....	XXX	XXX	XXX	XXX	XXX	XXX	XXX	XXX	XXX	

**SCHEDULE P - PART 4D - WORKERS' COMPENSATION
(EXCLUDING EXCESS WORKERS' COMPENSATION)**

1. Prior.....										
2. 2009.....										
3. 2010.....	XXX									
4. 2011.....	XXX	XXX								
5. 2012.....	XXX	XXX	XXX							
6. 2013.....	XXX	XXX	XXX	XXX						
7. 2014.....	XXX	XXX	XXX	XXX	XXX					
8. 2015.....	XXX	XXX	XXX	XXX	XXX	XXX				
9. 2016.....	XXX	XXX	XXX	XXX	XXX	XXX	XXX			
10. 2017.....	XXX	XXX	XXX	XXX	XXX	XXX	XXX	XXX		
11. 2018.....	XXX	XXX	XXX	XXX	XXX	XXX	XXX	XXX	XXX	

SCHEDULE P - PART 4E - COMMERCIAL MULTIPLE PERIL

1. Prior.....										
2. 2009.....										
3. 2010.....	XXX									
4. 2011.....	XXX	XXX								
5. 2012.....	XXX	XXX	XXX							
6. 2013.....	XXX	XXX	XXX	XXX						
7. 2014.....	XXX	XXX	XXX	XXX	XXX					
8. 2015.....	XXX	XXX	XXX	XXX	XXX	XXX				
9. 2016.....	XXX	XXX	XXX	XXX	XXX	XXX	XXX			
10. 2017.....	XXX	XXX	XXX	XXX	XXX	XXX	XXX	XXX		
11. 2018.....	XXX	XXX	XXX	XXX	XXX	XXX	XXX	XXX	XXX	

SCHEDULE P - PART 4F - SECTION 1 - MEDICAL PROFESSIONAL LIABILITY - OCCURRENCE

Years in Which Losses Were Incurred	Bulk and IBNR Reserves on Net Losses and Defense and Cost Containment Expenses Reported at Year End (\$000 omitted)									
	1	2	3	4	5	6	7	8	9	10
	2009	2010	2011	2012	2013	2014	2015	2016	2017	2018
1. Prior.....										
2. 2009.....										
3. 2010.....	XXX									
4. 2011.....	XXX	XXX								
5. 2012.....	XXX	XXX	XXX							
6. 2013.....	XXX	XXX	XXX	XXX						
7. 2014.....	XXX	XXX	XXX	XXX	XXX					
8. 2015.....	XXX	XXX	XXX	XXX	XXX	XXX				
9. 2016.....	XXX	XXX	XXX	XXX	XXX	XXX	XXX			
10. 2017.....	XXX	XXX	XXX	XXX	XXX	XXX	XXX	XXX		
11. 2018.....	XXX	XXX	XXX	XXX	XXX	XXX	XXX	XXX	XXX	

NONE

SCHEDULE P - PART 4F - SECTION 2 - MEDICAL PROFESSIONAL LIABILITY - CLAIMS-MADE

1. Prior.....										
2. 2009.....										
3. 2010.....	XXX									
4. 2011.....	XXX	XXX								
5. 2012.....	XXX	XXX	XXX							
6. 2013.....	XXX	XXX	XXX	XXX						
7. 2014.....	XXX	XXX	XXX	XXX	XXX					
8. 2015.....	XXX	XXX	XXX	XXX	XXX	XXX				
9. 2016.....	XXX	XXX	XXX	XXX	XXX	XXX	XXX			
10. 2017.....	XXX	XXX	XXX	XXX	XXX	XXX	XXX	XXX		
11. 2018.....	XXX	XXX	XXX	XXX	XXX	XXX	XXX	XXX	XXX	

NONE

**SCHEDULE P - PART 4G - SPECIAL LIABILITY (OCEAN MARINE,
AIRCRAFT (ALL PERILS), BOILER AND MACHINERY)**

1. Prior.....										
2. 2009.....										
3. 2010.....	XXX									
4. 2011.....	XXX	XXX								
5. 2012.....	XXX	XXX	XXX							
6. 2013.....	XXX	XXX	XXX	XXX						
7. 2014.....	XXX	XXX	XXX	XXX	XXX					
8. 2015.....	XXX	XXX	XXX	XXX	XXX	XXX				
9. 2016.....	XXX	XXX	XXX	XXX	XXX	XXX	XXX			
10. 2017.....	XXX	XXX	XXX	XXX	XXX	XXX	XXX	XXX		
11. 2018.....	XXX	XXX	XXX	XXX	XXX	XXX	XXX	XXX	XXX	

NONE

SCHEDULE P - PART 4H - SECTION 1 - OTHER LIABILITY - OCCURRENCE

1. Prior.....										
2. 2009.....										
3. 2010.....	XXX									
4. 2011.....	XXX	XXX								
5. 2012.....	XXX	XXX	XXX							
6. 2013.....	XXX	XXX	XXX	XXX						
7. 2014.....	XXX	XXX	XXX	XXX	XXX					
8. 2015.....	XXX	XXX	XXX	XXX	XXX	XXX				
9. 2016.....	XXX	XXX	XXX	XXX	XXX	XXX	XXX			
10. 2017.....	XXX	XXX	XXX	XXX	XXX	XXX	XXX	XXX		
11. 2018.....	XXX	XXX	XXX	XXX	XXX	XXX	XXX	XXX	XXX	

NONE

SCHEDULE P - PART 4H - SECTION 2 - OTHER LIABILITY - CLAIMS-MADE

1. Prior.....										
2. 2009.....										
3. 2010.....	XXX									
4. 2011.....	XXX	XXX								
5. 2012.....	XXX	XXX	XXX							
6. 2013.....	XXX	XXX	XXX	XXX						
7. 2014.....	XXX	XXX	XXX	XXX	XXX					
8. 2015.....	XXX	XXX	XXX	XXX	XXX	XXX				
9. 2016.....	XXX	XXX	XXX	XXX	XXX	XXX	XXX			
10. 2017.....	XXX	XXX	XXX	XXX	XXX	XXX	XXX	XXX		
11. 2018.....	XXX	XXX	XXX	XXX	XXX	XXX	XXX	XXX	XXX	

NONE

SCHEDULE P - PART 4I - SPECIAL PROPERTY (FIRE, ALLIED LINES, INLAND MARINE, EARTHQUAKE, BURGLARY AND THEFT)

Years in Which Losses Were Incurred	Bulk and IBNR Reserves on Net Losses and Defence and Cost Containment Expenses Reported at Year End (\$000 omitted)									
	1	2	3	4	5	6	7	8	9	10
	2009	2010	2011	2012	2013	2014	2015	2016	2017	2018
1. Prior.....	XXX.....	XXX.....	XXX.....	XXX.....	XXX.....	XXX.....	XXX.....
2. 2017.....	XXX.....	XXX.....	XXX.....	XXX.....	XXX.....	XXX.....	XXX.....	XXX.....
3. 2018.....	XXX.....	XXX.....	XXX.....	XXX.....	XXX.....	XXX.....	XXX.....	XXX.....	XXX.....

SCHEDULE P - PART 4J - AUTO PHYSICAL DAMAGE

1. Prior.....	XXX.....	XXX.....	XXX.....	XXX.....	XXX.....	XXX.....	XXX.....2,41111870
2. 2017.....	XXX.....	XXX.....	XXX.....	XXX.....	XXX.....	XXX.....	XXX.....	XXX.....	1,09169
3. 2018.....	XXX.....	XXX.....	XXX.....	XXX.....	XXX.....	XXX.....	XXX.....	XXX.....	XXX.....	1,316

SCHEDULE P - PART 4K - FIDELITY/SURETY

1. Prior.....	XXX.....	XXX.....	XXX.....	XXX.....	XXX.....	XXX.....	XXX.....
2. 2017.....	XXX.....	XXX.....	XXX.....	XXX.....	XXX.....	XXX.....	XXX.....	XXX.....
3. 2018.....	XXX.....	XXX.....	XXX.....	XXX.....	XXX.....	XXX.....	XXX.....	XXX.....	XXX.....

SCHEDULE P - PART 4L - OTHER (INCLUDING CREDIT, ACCIDENT AND HEALTH)

1. Prior.....	XXX.....	XXX.....	XXX.....	XXX.....	XXX.....	XXX.....	XXX.....
2. 2017.....	XXX.....	XXX.....	XXX.....	XXX.....	XXX.....	XXX.....	XXX.....	XXX.....
3. 2018.....	XXX.....	XXX.....	XXX.....	XXX.....	XXX.....	XXX.....	XXX.....	XXX.....	XXX.....

SCHEDULE P - PART 4M - INTERNATIONAL

1. Prior.....
2. 2009.....
3. 2010.....	XXX.....
4. 2011.....	XXX.....	XXX.....
5. 2012.....	XXX.....	XXX.....	XXX.....
6. 2013.....	XXX.....	XXX.....	XXX.....	XXX.....
7. 2014.....	XXX.....	XXX.....	XXX.....	XXX.....	XXX.....
8. 2015.....	XXX.....	XXX.....	XXX.....	XXX.....	XXX.....	XXX.....
9. 2016.....	XXX.....	XXX.....	XXX.....	XXX.....	XXX.....	XXX.....	XXX.....
10. 2017.....	XXX.....	XXX.....	XXX.....	XXX.....	XXX.....	XXX.....	XXX.....	XXX.....
11. 2018.....	XXX.....	XXX.....	XXX.....	XXX.....	XXX.....	XXX.....	XXX.....	XXX.....	XXX.....

Sch. P - Pt. 4N
NONE

Sch. P - Pt. 4O
NONE

Sch. P - Pt. 4P
NONE

Sch. P - Pt. 4R - Sn. 1
NONE

Sch. P - Pt. 4R - Sn. 2
NONE

Sch. P - Pt. 4S
NONE

Sch. P - Pt. 4T
NONE

Sch. P - Pt. 5A - Sn. 1
NONE

Sch. P - Pt. 5A - Sn. 2
NONE

Sch. P - Pt. 5A - Sn. 3
NONE

SCHEDULE P - PART 5B - PRIVATE PASSENGER AUTO LIABILITY/MEDICAL

SECTION 1

Years in Which Premiums Were Earned and Losses Were Incurred	Cumulative Number of Claims Closed with Loss Payment Direct and Assumed at Year End									
	1	2	3	4	5	6	7	8	9	10
	2009	2010	2011	2012	2013	2014	2015	2016	2017	2018
1. Prior.....12,3812,4227012167335161392
2. 2009.....27,92738,32540,23440,76940,93240,99241,01141,02041,03841,039
3. 2010.....XXX.....27,78137,55139,51139,96240,09940,14140,16640,18940,192
4. 2011.....XXX.....XXX.....25,63034,26235,92036,27636,38236,43536,44236,454
5. 2012.....XXX.....XXX.....XXX.....25,52334,67336,29036,79036,92336,99137,012
6. 2013.....XXX.....XXX.....XXX.....XXX.....24,38733,56135,13435,53635,67935,728
7. 2014.....XXX.....XXX.....XXX.....XXX.....XXX.....23,55632,62734,20434,70834,824
8. 2015.....XXX.....XXX.....XXX.....XXX.....XXX.....XXX.....23,67133,64535,41635,874
9. 2016.....XXX.....XXX.....XXX.....XXX.....XXX.....XXX.....XXX.....22,26230,74532,165
10. 2017.....XXX.....XXX.....XXX.....XXX.....XXX.....XXX.....XXX.....XXX.....22,11729,960
11. 2018.....XXX.....XXX.....XXX.....XXX.....XXX.....XXX.....XXX.....XXX.....XXX.....23,905

SECTION 2

Years in Which Premiums Were Earned and Losses Were Incurred	Number of Claims Outstanding Direct and Assumed at Year End									
	1	2	3	4	5	6	7	8	9	10
	2009	2010	2011	2012	2013	2014	2015	2016	2017	2018
1. Prior.....3,9041,3174361908845271143
2. 2009.....14,1772,77187329311048251477
3. 2010.....XXX.....13,3192,532779242100512164
4. 2011.....XXX.....XXX.....10,8332,1375992488432205
5. 2012.....XXX.....XXX.....XXX.....11,9532,4087372671023718
6. 2013.....XXX.....XXX.....XXX.....XXX.....12,4892,2106502278941
7. 2014.....XXX.....XXX.....XXX.....XXX.....XXX.....10,9771,97164916568
8. 2015.....XXX.....XXX.....XXX.....XXX.....XXX.....XXX.....11,6542,109634178
9. 2016.....XXX.....XXX.....XXX.....XXX.....XXX.....XXX.....XXX.....9,9411,633493
10. 2017.....XXX.....XXX.....XXX.....XXX.....XXX.....XXX.....XXX.....XXX.....9,2491,625
11. 2018.....XXX.....XXX.....XXX.....XXX.....XXX.....XXX.....XXX.....XXX.....XXX.....9,544

SECTION 3

Years in Which Premiums Were Earned and Losses Were Incurred	Cumulative Number of Claims Reported Direct and Assumed at Year End									
	1	2	3	4	5	6	7	8	9	10
	2009	2010	2011	2012	2013	2014	2015	2016	2017	2018
1. Prior.....6,286940154712179	83
2. 2009.....66,61971,55472,15772,29172,31872,33372,34172,34772,36472,364
3. 2010.....XXX.....65,92169,93570,54470,65770,68270,72070,72270,73770,769
4. 2011.....XXX.....XXX.....57,07260,89661,36861,47661,64561,66061,66461,796
5. 2012.....XXX.....XXX.....XXX.....57,53361,75262,16962,44262,46362,48162,679
6. 2013.....XXX.....XXX.....XXX.....XXX.....54,98158,91459,31259,36959,41159,438
7. 2014.....XXX.....XXX.....XXX.....XXX.....XXX.....52,84756,37756,70456,78656,829
8. 2015.....XXX.....XXX.....XXX.....XXX.....XXX.....XXX.....55,49060,24060,73960,816
9. 2016.....XXX.....XXX.....XXX.....XXX.....XXX.....XXX.....XXX.....52,78756,12456,491
10. 2017.....XXX.....XXX.....XXX.....XXX.....XXX.....XXX.....XXX.....XXX.....55,43059,158
11. 2018.....XXX.....XXX.....XXX.....XXX.....XXX.....XXX.....XXX.....XXX.....XXX.....64,043

Sch. P - Pt. 5C - Sn. 1
NONE

Sch. P - Pt. 5C - Sn. 2
NONE

Sch. P - Pt. 5C - Sn. 3
NONE

Sch. P - Pt. 5D - Sn. 1
NONE

Sch. P - Pt. 5D - Sn. 2
NONE

Sch. P - Pt. 5D - Sn. 3
NONE

Sch. P - Pt. 5E - Sn. 1
NONE

Sch. P - Pt. 5E - Sn. 2
NONE

Sch. P - Pt. 5E - Sn. 3
NONE

Sch. P - Pt. 5F - Sn. 1A
NONE

Sch. P - Pt. 5F - Sn. 2A
NONE

Sch. P - Pt. 5F - Sn. 3A
NONE

Sch. P - Pt. 5F - Sn. 1B
NONE

Sch. P - Pt. 5F - Sn. 2B
NONE

Sch. P - Pt. 5F - Sn. 3B
NONE

Sch. P - Pt. 5H - Sn. 1A
NONE

Sch. P - Pt. 5H - Sn. 2A
NONE

Sch. P - Pt. 5H - Sn. 3A
NONE

Sch. P - Pt. 5H - Sn. 1B
NONE

Sch. P - Pt. 5H - Sn. 2B
NONE

Sch. P - Pt. 5H - Sn. 3B
NONE

Sch. P - Pt. 5R - Sn. 1A
NONE

Sch. P - Pt. 5R - Sn. 2A
NONE

Sch. P - Pt. 5R - Sn. 3A
NONE

Sch. P - Pt. 5R - Sn. 1B
NONE

Sch. P - Pt. 5R - Sn. 2B
NONE

Sch. P - Pt. 5R - Sn. 3B
NONE

Sch. P - Pt. 5T - Sn. 1
NONE

Sch. P - Pt. 5T - Sn. 2
NONE

Sch. P - Pt. 5T - Sn. 3
NONE

Sch. P - Pt. 6C - Sn. 1
NONE

Sch. P - Pt. 6C - Sn. 2
NONE

Sch. P - Pt. 6D - Sn. 1
NONE

Sch. P - Pt. 6D - Sn. 2
NONE

Sch. P - Pt. 6E - Sn. 1
NONE

Sch. P - Pt. 6E - Sn. 2
NONE

Sch. P - Pt. 6H - Sn. 1A
NONE

Sch. P - Pt. 6H - Sn. 2A
NONE

Sch. P - Pt. 6H - Sn. 1B
NONE
Sch. P - Pt. 6H - Sn. 2B
NONE
Sch. P - Pt. 6M - Sn. 1
NONE
Sch. P - Pt. 6M - Sn. 2
NONE
Sch. P - Pt. 6N - Sn. 1
NONE
Sch. P - Pt. 6N - Sn. 2
NONE
Sch. P - Pt. 6O - Sn. 1
NONE
Sch. P - Pt. 6O - Sn. 2
NONE
Sch. P - Pt. 6R - Sn. 1A
NONE
Sch. P - Pt. 6R - Sn. 2A
NONE
Sch. P - Pt. 6R - Sn. 1B
NONE
Sch. P - Pt. 6R - Sn. 2B
NONE
Sch. P - Pt. 7A - Sn. 1
NONE
Sch. P - Pt. 7A - Sn. 2
NONE
Sch. P - Pt. 7A - Sn. 3
NONE
Sch. P - Pt. 7A - Sn. 4
NONE
Sch. P - Pt. 7A - Sn. 5
NONE
Sch. P - Pt. 7B - Sn. 1
NONE
Sch. P - Pt. 7B - Sn. 2
NONE
Sch. P - Pt. 7B - Sn. 3
NONE

Annual Statement for the year 2018 of the

Safe Auto Insurance Company

SCHEDULE P - PART 7B - REINSURANCE LOSS SENSITIVE CONTRACTS (continued)

SECTION 4

Years in Which Policies Were Issued	Net Earned Premiums Reported At Year End (\$000 Omitted)									
	1	2	3	4	5	6	7	8	9	10
	2009	2010	2011	2012	2013	2014	2015	2016	2017	2018
1. Prior.....										
2. 2009.....										
3. 2010.....	.XXX									
4. 2011.....	.XXX	.XXX								
5. 2012.....	.XXX	.XXX	.XXX							
6. 2013.....	.XXX	.XXX	.XXX	.XXX						
7. 2014.....	.XXX	.XXX	.XXX	.XXX	.XXX					
8. 2015.....	.XXX	.XXX	.XXX	.XXX	.XXX	.XXX				
9. 2016.....	.XXX	.XXX	.XXX	.XXX	.XXX	.XXX	.XXX			
10. 2017.....	.XXX	.XXX	.XXX	.XXX	.XXX	.XXX	.XXX	.XXX		
11. 2018.....	.XXX	.XXX	.XXX	.XXX	.XXX	.XXX	.XXX	.XXX	.XXX	

SECTION 5

Years in Which Policies Were Issued	Net Reserve For Premium Adjustments And Accrued Retrospective Premiums At Year End (\$000 Omitted)									
	1	2	3	4	5	6	7	8	9	10
	2009	2010	2011	2012	2013	2014	2015	2016	2017	2018
1. Prior.....										
2. 2009.....										
3. 2010.....	.XXX									
4. 2011.....	.XXX	.XXX								
5. 2012.....	.XXX	.XXX	.XXX							
6. 2013.....	.XXX	.XXX	.XXX	.XXX						
7. 2014.....	.XXX	.XXX	.XXX	.XXX	.XXX					
8. 2015.....	.XXX	.XXX	.XXX	.XXX	.XXX	.XXX				
9. 2016.....	.XXX	.XXX	.XXX	.XXX	.XXX	.XXX	.XXX			
10. 2017.....	.XXX	.XXX	.XXX	.XXX	.XXX	.XXX	.XXX	.XXX		
11. 2018.....	.XXX	.XXX	.XXX	.XXX	.XXX	.XXX	.XXX	.XXX	.XXX	

SECTION 6

Years in Which Policies Were Issued	Incurred Adjustable Commissions Reported At Year End (\$000 Omitted)									
	1	2	3	4	5	6	7	8	9	10
	2009	2010	2011	2012	2013	2014	2015	2016	2017	2018
1. Prior.....										
2. 2009.....										
3. 2010.....	.XXX									
4. 2011.....	.XXX	.XXX								
5. 2012.....	.XXX	.XXX	.XXX							
6. 2013.....	.XXX	.XXX	.XXX	.XXX						
7. 2014.....	.XXX	.XXX	.XXX	.XXX	.XXX					
8. 2015.....	.XXX	.XXX	.XXX	.XXX	.XXX	.XXX				
9. 2016.....	.XXX	.XXX	.XXX	.XXX	.XXX	.XXX	.XXX			
10. 2017.....	.XXX	.XXX	.XXX	.XXX	.XXX	.XXX	.XXX	.XXX		
11. 2018.....	.XXX	.XXX	.XXX	.XXX	.XXX	.XXX	.XXX	.XXX	.XXX	

SECTION 7

Years in Which Policies Were Issued	Reserves For Commission Adjustments At Year End (\$000 Omitted)									
	1	2	3	4	5	6	7	8	9	10
	2009	2010	2011	2012	2013	2014	2015	2016	2017	2018
1. Prior.....										
2. 2009.....										
3. 2010.....	.XXX									
4. 2011.....	.XXX	.XXX								
5. 2012.....	.XXX	.XXX	.XXX							
6. 2013.....	.XXX	.XXX	.XXX	.XXX						
7. 2014.....	.XXX	.XXX	.XXX	.XXX	.XXX					
8. 2015.....	.XXX	.XXX	.XXX	.XXX	.XXX	.XXX				
9. 2016.....	.XXX	.XXX	.XXX	.XXX	.XXX	.XXX	.XXX			
10. 2017.....	.XXX	.XXX	.XXX	.XXX	.XXX	.XXX	.XXX	.XXX		
11. 2018.....	.XXX	.XXX	.XXX	.XXX	.XXX	.XXX	.XXX	.XXX	.XXX	

SCHEDULE P INTERROGATORIES

1.

The following questions relate to yet-to-be-issued Extended Reporting Endorsements (EREs) arising from Death, Disability, or Retirement (DDR) provisions in Medical Professional Liability Claims-Made insurance policies. EREs provided for reasons other than DDR are not be included.
- 1.1

Does the company issue Medical Professional Liability Claims-Made insurance policies that provide tail (also known as an extended reporting endorsement, or "ERE") benefits in the event of Death, Disability, or Retirement (DDR) at a reduced charge or at no additional cost?
If the answer to question 1.1 is "no", leave the following questions blank. If the answer to question 1.1 is "yes", please answer the following questions.

Yes [] No [X]
- 1.2

What is the total amount of the reserve for that provision (DDR reserve), as reported, explicitly or not, elsewhere in this statement (in dollars)?

.....
- 1.3

Does the company report any DDR reserve as Unearned Premium Reserve per SSAP #65?

Yes [] No [X]
- 1.4

Does the company report any DDR reserve as loss or loss adjustment expense reserve?

Yes [] No [X]
- 1.5

If the company reports DDR reserve as Unearned Premium Reserve, does that amount match the figure on the Underwriting and Investment Exhibit, Part 1A - Recapitulation of all Premiums (Page 7) Column 2, Lines 11.1 plus 11.2?

Yes [] No [] N/A[X]
- 1.6

If the company reports DDR reserve as loss or loss adjustment expense reserve, please complete the following table corresponding to where these reserves are reported in Schedule P:

Years in Which Premiums Were Earned and Losses Were Incurred		DDR Reserve Included in Schedule P, Part 1F, Medical Professional Liability Column 24: Total Net Losses and Expenses Unpaid	
		1	2
		Section 1: Occurrence	Section 2: Claims-Made
1.601	Prior.....
1.602	2009.....
1.603	2010.....
1.604	2011.....
1.605	2012.....
1.606	2013.....
1.607	2014.....
1.608	2015.....
1.609	2016.....
1.610	2017.....
1.611	2018.....
1.612	Totals.....00

2.

The definition of allocated loss adjustment expenses (ALAE) and, therefore, unallocated loss adjustment expenses (ULAE) was changed effective January 1, 1998. This change in definition applies to both paid and unpaid expenses. Are these expenses (now reported as "Defense and Cost Containment" and "Adjusting and Other") reported in compliance with these definitions in this statement?

Yes [X] No []
3.

The Adjusting and Other expense payments and reserves should be allocated to the years in which the losses were incurred based on the number of claims reported, closed and outstanding in those years. When allocating Adjusting and Other expense between companies in a group or a pool, the Adjusting and Other expense should be allocated in the same percentage used for the loss amounts and the claim counts. For reinsurers, Adjusting and Other expense assumed should be reported according to the reinsurance contract. For Adjusting and Other expense incurred by reinsurers, or in those situations where suitable claim count information is not available, Adjusting and Other expense should be allocated by a reasonable method determined by the company and described in Interrogatory 7, below. Are they so reported in this statement?

Yes [X] No []
4.

Do any lines in Schedule P include reserves that are reported gross of any discount to present value of future payments, and that are reported net of such discounts on Page 10?

Yes [] No [X]

If yes, proper disclosure must be made in the Notes to Financial Statements, as specified in the Instructions. Also, the discounts must be reported in Schedule P - Part 1, Columns 32 and 33.

Schedule P must be completed gross of non-tabular discounting. Work papers relating to discount calculations must be available for examination upon request.

Discounting is allowed only if expressly permitted by the state insurance department to which this Annual Statement is being filed.

5.

What were the net premiums in force at the end of the year for: (in thousands of dollars)

5.1 Fidelity
5.2 Surety

.....
.....
6.

Claim count information is reported per claim or per claimant. (Indicate which).
If not the same in all years, explain in Interrogatory 7.

PER CLAIMANT
- 7.1

The information provided in Schedule P will be used by many persons to estimate the adequacy of the current loss and expense reserves, among other things. Are there any especially significant events, coverage, retention or accounting changes that have occurred that must be considered when making such analyses?

Yes [] No [X]
- 7.2

An extended statement may be attached.

SCHEDULE T - PART 2

INTERSTATE COMPACT - EXHIBIT OF PREMIUMS WRITTEN

Allocated by States and Territories

		Direct Business Only				
		1 Life (Group and Individual)	2 Annuities (Group and Individual)	3 Disability Income (Group and Individual)	4 Long-Term Care (Group and Individual)	5 Deposit-Type Contracts
States, Etc.						
						6 Totals
1.	Alabama.....AL				0
2.	Alaska.....AK				0
3.	Arizona.....AZ				0
4.	Arkansas.....AR				0
5.	California.....CA				0
6.	Colorado.....CO				0
7.	Connecticut.....CT				0
8.	Delaware.....DE				0
9.	District of Columbia.....DC				0
10.	Florida.....FL				0
11.	Georgia.....GA				0
12.	Hawaii.....HI				0
13.	Idaho.....ID				0
14.	Illinois.....IL				0
15.	Indiana.....IN				0
16.	Iowa.....IA				0
17.	Kansas.....KS				0
18.	Kentucky.....KY				0
19.	Louisiana.....LA				0
20.	Maine.....ME				0
21.	Maryland.....MD				0
22.	Massachusetts.....MA				0
23.	Michigan.....MI				0
24.	Minnesota.....MN				0
25.	Mississippi.....MS				0
26.	Missouri.....MO				0
27.	Montana.....MT				0
28.	Nebraska.....NE				0
29.	Nevada.....NV				0
30.	New Hampshire.....NH				0
31.	New Jersey.....NJ				0
32.	New Mexico.....NM				0
33.	New York.....NY				0
34.	North Carolina.....NC				0
35.	North Dakota.....ND				0
36.	Ohio.....OH				0
37.	Oklahoma.....OK				0
38.	Oregon.....OR				0
39.	Pennsylvania.....PA				0
40.	Rhode Island.....RI				0
41.	South Carolina.....SC				0
42.	South Dakota.....SD				0
43.	Tennessee.....TN				0
44.	Texas.....TX				0
45.	Utah.....UT				0
46.	Vermont.....VT				0
47.	Virginia.....VA				0
48.	Washington.....WA				0
49.	West Virginia.....WV				0
50.	Wisconsin.....WI				0
51.	Wyoming.....WY				0
52.	American Samoa.....AS				0
53.	Guam.....GU				0
54.	Puerto Rico.....PR				0
55.	US Virgin Islands.....VI				0
56.	Northern Mariana Islands...MP				0
57.	Canada.....CAN				0
58.	Aggregate Other Alien.....OT				0
59.	Totals.....00000

NONE

SCHEDULE Y

PART 1A - DETAIL OF INSURANCE HOLDING COMPANY SYSTEM

1	2	3	4	5	6	7	8	9	10	11	12	13	14	15	16
Group Code	Group Name	NAIC Company Code	ID Number	Federal RSSD	CIK	Name of Securities Exchange if Publicly Traded (U.S. or International)	Names of Parent, Subsidiaries or Affiliates	Domiciliary Location	Relationship to Reporting Entity	Directly Controlled by (Name of Entity/Person)	Type of Control (Ownership Board, Management, Attorney-in-Fact, Influence, Other)	If Control is Ownership Provide Percentage	Ultimate Controlling Entity(ies)/Person(s)	Is an SCA Filing Required? (Y/N)	*
Members															
97	Safe Auto Insurance Group, Inc.		31-1400020..				Safe Auto Insurance Group, Inc.....	OH.....	UDP.....	Deshe and Diamond Families.....	Ownership.....		Deshe Family.....	...N.....	
	Safe Auto Insurance Group, Inc.	25405..	31-1379882..				Safe Auto Insurance Company.....	OH.....	IA.....	Safe Auto Insurance Group, Inc.....	Ownership.....	...100.000	Safe Auto Insurance Group, Inc.....	...Y.....	
	Safe Auto Insurance Group, Inc.		31-1400303..				Safe Auto Group Agency.....	OH.....	NIA.....	Safe Auto Insurance Group, Inc.....	Ownership.....	...100.000	Safe Auto Insurance Group, Inc.....	...N.....	
	Safe Auto Insurance Group, Inc.		27-5011585..				Safe Auto Realty, LLC.....	OH.....	NIA.....	Safe Auto Insurance Group, Inc.....	Ownership.....	...100.000	Safe Auto Insurance Group, Inc.....	...N.....	
	Safe Auto Insurance Group, Inc.		31-1459717..				SAGI Realty, LTD.....	OH.....	NIA.....	Safe Auto Realty, LLC.....	Ownership.....	...100.000	Safe Auto Insurance Group, Inc.....	...N.....	
	Safe Auto Insurance Group, Inc.		46-2732120..				SafeAuto Capital, LLC.....	OH.....	DS.....	Safe Auto Insurance Company.....	Ownership.....	...100.000	Safe Auto Insurance Group, Inc.....	...N.....	
	Safe Auto Insurance Group, Inc.		45-3533024..				AutoTex MGA, Inc.....	OH.....	IA.....	Safe Auto Insurance Group, Inc.....	Ownership.....	...100.000	Safe Auto Insurance Group, Inc.....	...N.....	
	Safe Auto Insurance Group, Inc.		81-1403504..				Safe Auto Services, LLC.....	OH.....	NIA.....	Safe Auto Insurance Group, Inc.....	Ownership.....	...100.000	Safe Auto Insurance Group, Inc.....	...N.....	
	Safe Auto Insurance Group, Inc.		83-2241547..				Safe Auto Choice Insurance Company.....	OH.....	IA.....	Safe Auto Insurance Group, Inc.....	Ownership.....	...100.000	Safe Auto Insurance Group, Inc.....	...N.....	
	Safe Auto Insurance Group, Inc.		83-2240671..				Safe Auto Value Insurance Company.....	OH.....	IA.....	Safe Auto Insurance Group, Inc.....	Ownership.....	...100.000	Safe Auto Insurance Group, Inc.....	...N.....	

SCHEDULE Y

PART 2 - SUMMARY OF INSURER'S TRANSACTIONS WITH ANY AFFILIATES

1	2	3	4	5	6	7	8	9	10	11	12	13
NAIC Company Code	ID Number	Names of Insurers and Parent, Subsidiaries or Affiliates	Shareholder Dividends	Capital Contributions	Purchases, Sales or Exchanges of Loans, Securities, Real Estate, Mortgage Loans or Other Investments	Income/ (Disbursements) Incurred in Connection with Guarantees or Undertakings for the Benefit of any Affiliate(s)	Management Agreements and Service Contracts	Income/ (Disbursements) Incurred under Reinsurance Agreements	*	Any Other Material Activity Not in the Ordinary Course of the Insurer's Business	Totals	Reinsurance Recoverable/ (Payable) on Losses and/or Reserve Credit Taken/ (Liability)
Affiliated Transactions												
25405.....	31-1379882.....	Safe Auto Insurance Company.....(53,822,902)(249,858)(49,895,860)(103,968,620)
.....	31-1400303.....	Safe Auto Group Agency.....1,800,00049,995,36051,795,360
.....	27-5011585.....	Safe Auto Realty, LLC.....2,325,000(97,530)2,227,470
.....	31-1459717.....	SAGI Realty, LTD.....(1,970)(1,970)
.....	46-2732120.....	Safe Auto Capital, LLC.....249,858249,858
.....	45-3533024.....	AutoTex MGA, Inc.....0
.....	31-1400020.....	Safe Auto Insurance Group, Inc.....53,822,902(25,125,000)28,697,902
.....	81-1403504.....	Safe Auto Services, LLC.....9,000,0009,000,000
.....	83-2241547.....	Safe Auto Choice Insurance Company.....6,000,0006,000,000
.....	83-2240671.....	Safe Auto Value Insurance Company.....6,000,0006,000,000
9999999.	Control Totals.....000000	XXX000

Safe Auto Insurance Company
SUPPLEMENTAL EXHIBITS AND SCHEDULES INTERROGATORIES

The following supplemental reports are required to be filed as part of your statement filing unless specifically waived by the domiciliary state. However, in the event that your domiciliary state waives the filing requirement, your response of WAIVED to the specific interrogatory will be accepted in lieu of filing a "NONE" report and a bar code will be printed below. If the supplement is required of your company but is not being filed for whatever reason enter SEE EXPLANATION and provide an explanation following the interrogatory questions.

MARCH FILING		Responses
1.	Will an actuarial opinion be filed by March 1?	YES
2.	Will the Supplemental Compensation Exhibit be filed with the state of domicile by March 1?	YES
3.	Will the confidential Risk-Based Capital Report be filed with the NAIC by March 1?	YES
4.	Will the confidential Risk-Based Capital Report be filed with the state of domicile, if required, by March 1?	YES
APRIL FILING		
5.	Will the Insurance Expense Exhibit be filed with the state of domicile and the NAIC by April 1?	YES
6.	Will the Management's Discussion and Analysis be filed by April 1?	YES
7.	Will the Supplemental Investment Risks Interrogatories be filed by April 1?	YES
MAY FILING		
8.	Will this company be included in a combined annual statement that is filed with the NAIC by May 1?	NO
JUNE FILING		
9.	Will an audited financial report be filed by June 1?	YES
10.	Will Accountants Letter of Qualifications be filed with the state of domicile and electronically with the NAIC by June 1?	YES
AUGUST FILING		
11.	Will the regulator-only (non-public) Communication of Internal Control Related Matters Noted in Audit be filed with the state of domicile and electronically with the NAIC (as a regulator-only non-public document) by August 1?	YES

The following supplemental reports are required to be filed as part of your statement filing **if your company is engaged in the type of business covered by the supplement. However, in the event that your company does not transact the type of business for which the special report must be filed, your response of NO to the specific interrogatory will be accepted in lieu of filing a "NONE" report and a bar code will be printed below.**

If the supplement is required of your company but is not being filed for whatever reason, enter SEE EXPLANATION and provide an explanation following the interrogatory questions.

MARCH FILING		
12.	Will Schedule SIS (Stockholder Information Supplement) be filed with the state of domicile by March 1?	NO
13.	Will the Financial Guaranty Insurance Exhibit be filed by March 1?	NO
14.	Will the Medicare Supplement Insurance Experience Exhibit be filed with the state of domicile and the NAIC by March 1?	NO
15.	Will Supplement A to Schedule T (Medical Professional Liability Supplement) be filed by March 1?	NO
16.	Will the Trusteed Surplus Statement be filed with the state of domicile and the NAIC by March 1?	NO
17.	Will the Premiums Attributed to Protected Cells Exhibit be filed by March 1?	NO
18.	Will the Reinsurance Summary Supplemental Filing for General Interrogatory 9 be filed with the state of domicile and the NAIC by March 1?	YES
19.	Will the Medicare Part D Coverage Supplement be filed with the state of domicile and the NAIC by March 1?	NO
20.	Will the confidential Actuarial Opinion Summary be filed with the state of domicile, if required, by March 15 (or the date otherwise specified)?	YES
21.	Will the Reinsurance Attestation Supplement be filed with the state of domicile and the NAIC by March 1?	YES
22.	Will the Exceptions to the Reinsurance Attestation Supplement be filed with the state of domicile by March 1?	NO
23.	Will the Bail Bond Supplement be filed with the state of domicile and the NAIC by March 1?	NO
24.	Will the Director and Officer Insurance Coverage Supplement be filed with the state of domicile and the NAIC by March 1?	NO
25.	Will an approval from the reporting entity's state of domicile for relief related to the five-year rotation requirement for lead audit partner be filed electronically with the NAIC by March 1?	NO
26.	Will an approval from the reporting entity's state of domicile for relief related to the one-year cooling off period for independent CPA be filed electronically with the NAIC by March 1?	NO
27.	Will an approval from the reporting entity's state of domicile for relief related to the Requirements for Audit Committees be filed electronically with the NAIC by March 1?	NO
28.	Will the Supplemental Schedule for Reinsurance Counterparty Reporting Exception - Asbestos and Pollution Contracts be filed with the state of domicile and the NAIC by March 1?	NO
APRIL FILING		
29.	Will the Credit Insurance Experience Exhibit be filed with state of domicile and the NAIC by April 1?	NO
30.	Will the Long-Term Care Experience Reporting Forms be filed with the state of domicile and the NAIC by April 1?	NO
31.	Will the Accident and Health Policy Experience Exhibit be filed by April 1?	NO
32.	Will the Supplemental Health Care Exhibit (Parts 1, 2 and 3) be filed with the state of domicile and the NAIC by April 1?	NO
33.	Will the regulator-only (non-public) Supplemental Health Care Exhibit's Expense Allocation Report be filed with the state of domicile and the NAIC by April 1?	NO
34.	Will the Cybersecurity and Identity Theft Insurance Coverage Supplement be filed with the state of domicile and the NAIC by April 1?	NO
35.	Will the Life, Health & Annuity Guaranty Association Model Act Assessment Base Reconciliation Exhibit be filed with the state of domicile and the NAIC by April 1?	NO
36.	Will the Adjustments to the Life, Health & Annuity Guaranty Association Model Act Assessment Base Reconciliation Exhibit (if required) be filed with state of domicile and the NAIC by April 1?	NO
AUGUST FILING		
37.	Will Management's Report of Internal Control Over Financial Reporting be filed with the state of domicile by August 1?	NO

SUPPLEMENTAL EXHIBITS AND SCHEDULES INTERROGATORIES

The following supplemental reports are required to be filed as part of your statement filing unless specifically waived by the domiciliary state. However, in the event that your domiciliary state waives the filing requirement, your response of WAIVED to the specific interrogatory will be accepted in lieu of filing a "NONE" report and a bar code will be printed below. If the supplement is required of your company but is not being filed for whatever reason enter SEE EXPLANATION and provide an explanation following the interrogatory questions.

EXPLANATION:

BAR CODE:

1.
2. FILED SEPARATELY
3.
4.
5.
6.
7.
8.
9.
10.
11.
12. The data for this supplement is not required to be filed.
13. The data for this supplement is not required to be filed.
14. The data for this supplement is not required to be filed.
15. The data for this supplement is not required to be filed.
16. The data for this supplement is not required to be filed.
17. The data for this supplement is not required to be filed.
18.
19. The data for this supplement is not required to be filed.
20.
21.
22. The data for this supplement is not required to be filed.
23. The data for this supplement is not required to be filed.
24. The data for this supplement is not required to be filed.
25. The data for this supplement is not required to be filed.
26. The data for this supplement is not required to be filed.
27. The data for this supplement is not required to be filed.
28. The data for this supplement is not required to be filed.
29. The data for this supplement is not required to be filed.
30. The data for this supplement is not required to be filed.
31. The data for this supplement is not required to be filed.
32. The data for this supplement is not required to be filed.
33. The data for this supplement is not required to be filed.
34. The data for this supplement is not required to be filed.



* 2 5 4 0 5 2 0 1 8 2 0 1 0 0 0 0 0 *



* 2 5 4 0 5 2 0 1 8 4 2 0 0 0 0 0 0 *



* 2 5 4 0 5 2 0 1 8 2 4 0 0 0 0 0 0 *



* 2 5 4 0 5 2 0 1 8 3 6 0 0 0 0 0 0 *



* 2 5 4 0 5 2 0 1 8 4 5 5 0 0 0 0 0 *



* 2 5 4 0 5 2 0 1 8 4 9 0 0 0 0 0 0 *



* 2 5 4 0 5 2 0 1 8 3 8 5 0 0 0 0 0 *



* 2 5 4 0 5 2 0 1 8 3 6 5 0 0 0 0 0 *



* 2 5 4 0 5 2 0 1 8 4 0 0 0 0 0 0 0 *



* 2 5 4 0 5 2 0 1 8 5 0 0 0 0 0 0 0 *



* 2 5 4 0 5 2 0 1 8 5 0 5 0 0 0 0 0 *



* 2 5 4 0 5 2 0 1 8 2 2 4 0 0 0 0 0 *



* 2 5 4 0 5 2 0 1 8 2 2 5 0 0 0 0 0 *



* 2 5 4 0 5 2 0 1 8 2 2 6 0 0 0 0 0 *



* 2 5 4 0 5 2 0 1 8 5 5 5 0 0 0 0 0 *



* 2 5 4 0 5 2 0 1 8 2 3 0 0 0 0 0 0 *



* 2 5 4 0 5 2 0 1 8 3 0 6 0 0 0 0 0 *



* 2 5 4 0 5 2 0 1 8 2 1 0 0 0 0 0 0 *



* 2 5 4 0 5 2 0 1 8 2 1 6 0 0 0 0 0 *



* 2 5 4 0 5 2 0 1 8 2 1 7 0 0 0 0 0 *



* 2 5 4 0 5 2 0 1 8 5 5 0 0 0 0 0 0 *

SUPPLEMENTAL EXHIBITS AND SCHEDULES INTERROGATORIES

The following supplemental reports are required to be filed as part of your statement filing unless specifically waived by the domiciliary state. However, in the event that your domiciliary state waives the filing requirement, your response of WAIVED to the specific interrogatory will be accepted in lieu of filing a "NONE" report and a bar code will be printed below. If the supplement is required of your company but is not being filed for whatever reason enter SEE EXPLANATION and provide an explanation following the interrogatory questions.

35. The data for this supplement is not required to be filed.



36. The data for this supplement is not required to be filed.



37. The data for this supplement is not required to be filed.



Safe Auto Insurance Company
Overflow Page for Write-Ins

Additional Write-ins for Assets:

	Current Statement Date			4 December 31, Prior Year Net Admitted Assets
	1 Assets	2 Nonadmitted Assets	3 Net Admitted Assets (Cols. 1 - 2)	
2504. Postage receivable.....57,94157,9410
2505. Miscellaneous receivables.....124,795124,795255,226
2506. Lead fee receivables.....0752,740
2597. Summary of remaining write-ins for Line 25.....182,73657,941124,7951,007,966

Additional Write-ins for Statement of Income:

	1 Current Year	2 Prior Year
1404. COLI Death Benefit.....4,000,000
1497. Summary of remaining write-ins for Line 14.....04,000,000

Additional Write-ins for Underwriting and Investment Exhibit-Part 3:

	1 Loss Adjustment Expenses	2 Other Underwriting Expenses	3 Investment Expenses	4 Total
2404. Consulting Fees.....734,2612,616,7033,350,964
2405. Summary of remaining.....1,681,2425,423,9197,105,161
2497. Summary of remaining write-ins for Line 24.....2,415,5038,040,622010,456,125

Overflow Page for Write-Ins

NONE



**REINSURANCE SUMMARY SUPPLEMENTAL FILING
FOR GENERAL INTERROGATORY 9 (PART 2)**

FOR THE YEAR ENDED DECEMBER 31, 2018

To Be Filed by March 1

NAIC Group Code: 0

NAIC Company Code: 25405....

	(A) Financial Impact		
	1	2	3
	As Reported	Interrogatory 9 Reinsurance Effect	Restated Without Interrogatory 9 Reinsurance
A01. Assets.....375,382,266375,382,266
A02. Liabilities.....266,776,388266,776,388
A03. Surplus as regards to policyholders.....108,605,878108,605,878
A04. Income before taxes.....30,414,04130,414,041

B. Summary of Reinsurance Contract Terms

C. Management's Objectives

D. If the response to General Interrogatory 9.4 (Part 2 Property & Casualty Interrogatories) is yes, explain below why the contracts are treated differently for GAAP and SAP.

2018 ALPHABETICAL INDEX -- PROPERTY & CASUALTY ANNUAL STATEMENT BLANK

Assets	2	Schedule P-Part 2H-Section 2-Other Liability-Claims-Made	58
Cash Flow	5	Schedule P-Part 2I-Spec. Prop. (Fire, Allied Lines, Inland Marine, Earthquake, Burglary, Theft)	59
Exhibit of Capital Gains (Losses)	12	Schedule P-Part 2J-Auto Physical Damage	59
Exhibit of Net Investment Income	12	Schedule P-Part 2K-Fidelity, Surety	59
Exhibit of Nonadmitted Assets	13	Schedule P-Part 2L-Other (Including Credit, Accident and Health)	59
Exhibit of Premiums and Losses (State Page)	19	Schedule P-Part 2M-International	59
Five-Year Historical Data	17	Schedule P-Part 2N-Reinsurance – Nonproportional Assumed Property	60
General Interrogatories	15	Schedule P-Part 2O-Reinsurance – Nonproportional Assumed Liability	60
Jurat Page	1	Schedule P-Part 2P-Reinsurance – Nonproportional Assumed Financial Lines	60
Liabilities, Surplus and Other Funds	3	Schedule P-Part 2R-Section 1-Products Liability-Occurrence	61
Notes To Financial Statements	14	Schedule P-Part 2R-Section 2-Products Liability-Claims-Made	61
Overflow Page For Write-ins	100	Schedule P-Part 2S-Financial Guaranty/Mortgage Guaranty	61
Schedule A-Part 1	E01	Schedule P-Part 2T-Warranty	61
Schedule A-Part 2	E02	Schedule P-Part 3A-Homeowners/Farmowners	62
Schedule A-Part 3	E03	Schedule P-Part 3B-Private Passenger Auto Liability/Medical	62
Schedule A-Verification Between Years	SI02	Schedule P-Part 3C-Commercial Auto/Truck Liability/Medical	62
Schedule B-Part 1	E04	Schedule P-Part 3D-Workers' Compensation (Excluding Excess Workers Compensation)	62
Schedule B-Part 2	E05	Schedule P-Part 3E-Commercial Multiple Peril	62
Schedule B-Part 3	E06	Schedule P-Part 3F-Section 1 –Medical Professional Liability-Occurrence	63
Schedule B-Verification Between Years	SI02	Schedule P-Part 3F-Section 2-Medical Professional Liability-Claims-Made	63
Schedule BA-Part 1	E07	Schedule P-Part 3G-Special Liability (Ocean Marine, Aircraft (All Perils), Boiler & Machinery)	63
Schedule BA-Part 2	E08	Schedule P-Part 3H-Section 1-Other Liability-Occurrence	63
Schedule BA-Part 3	E09	Schedule P-Part 3H-Section 2-Other Liability-Claims-Made	63
Schedule BA-Verification Between Years	SI03	Schedule P-Part 3I-Spec. Prop. (Fire, Allied Lines, Inland Marine, Earthquake, Burglary, Theft)	64
Schedule D-Part 1	E10	Schedule P-Part 3J-Auto Physical Damage	64
Schedule D-Part 1A-Section 1	SI05	Schedule P-Part 3K-Fidelity/Surety	64
Schedule D-Part 1A-Section 2	SI08	Schedule P-Part 3L-Other (Including Credit, Accident and Health)	64
Schedule D-Part 2-Section 1	E11	Schedule P-Part 3M-International	64
Schedule D-Part 2-Section 2	E12	Schedule P-Part 3N-Reinsurance – Nonproportional Assumed Property	65
Schedule D-Part 3	E13	Schedule P-Part 3O-Reinsurance – Nonproportional Assumed Liability	65
Schedule D-Part 4	E14	Schedule P-Part 3P-Reinsurance – Nonproportional Assumed Financial Lines	65
Schedule D-Part 5	E15	Schedule P-Part 3R-Section 1-Products Liability-Occurrence	66
Schedule D-Part 6-Section 1	E16	Schedule P-Part 3R-Section 2-Products Liability-Claims-Made	66
Schedule D-Part 6-Section 2	E16	Schedule P-Part 3S-Financial Guaranty/Mortgage Guaranty	66
Schedule D-Summary By Country	SI04	Schedule P-Part 3T-Warranty	66
Schedule D-Verification Between Years	SI03	Schedule P-Part 4A-Homeowners/Farmowners	67
Schedule DA-Part 1	E17	Schedule P-Part 4B-Private Passenger Auto Liability/Medical	67
Schedule DA-Verification Between Years	SI10	Schedule P-Part 4C-Commercial Auto/Truck Liability/Medical	67
Schedule DB-Part A-Section 1	E18	Schedule P-Part 4D-Workers' Compensation (Excluding Excess Workers Compensation)	67
Schedule DB-Part A-Section 2	E19	Schedule P-Part 4E-Commercial Multiple Peril	67
Schedule DB-Part A-Verification Between Years	SI11	Schedule P-Part 4F-Section 1-Medical Professional Liability-Occurrence	68
Schedule DB-Part B-Section 1	E20	Schedule P-Part 4F-Section 2-Medical Professional Liability-Claims-Made	68
Schedule DB-Part B-Section 2	E21	Schedule P-Part 4G-Special Liability (Ocean Marine, Aircraft (All Perils), Boiler & Machinery)	68
Schedule DB-Part B-Verification Between Years	SI11	Schedule P-Part 4H-Section 1-Other Liability-Occurrence	68
Schedule DB-Part C-Section 1	SI12	Schedule P-Part 4H-Section 2-Other Liability-Claims-Made	68
Schedule DB-Part C-Section 2	SI13	Schedule P-Part 4I-Spec. Prop. (Fire, Allied Lines, Inland Marine, Earthquake, Burglary & Theft)	69
Schedule DB-Part D-Section 1	E22	Schedule P-Part 4J-Auto Physical Damage	69
Schedule DB-Part D-Section 2	E23	Schedule P-Part 4K-Fidelity/Surety	69
Schedule DB-Verification	SI14	Schedule P-Part 4L-Other (Including Credit, Accident and Health)	69
Schedule DL-Part 1	E24	Schedule P-Part 4M-International	69
Schedule DL-Part 2	E25	Schedule P-Part 4N-Reinsurance – Nonproportional Assumed Property	70
Schedule E-Part 1-Cash	E26	Schedule P-Part 4O-Reinsurance – Nonproportional Assumed Liability	70
Schedule E-Part 2-Cash Equivalents	E27	Schedule P-Part 4P-Reinsurance – Nonproportional Assumed Financial Lines	70
Schedule E-Verification Between Years	SI15	Schedule P-Part 4R-Section 1-Products Liability-Occurrence	71
Schedule E-Part 3-Special Deposits	E28	Schedule P-Part 4R-Section 2-Products Liability-Claims-Made	71
Schedule F-Part 1	20	Schedule P-Part 4S-Financial Guaranty/Mortgage Guaranty	71
Schedule F-Part 2	21	Schedule P-Part 4T-Warranty	71
Schedule F-Part 3	22	Schedule P-Part 5A-Homeowners/Farmowners	72
Schedule F-Part 4	27	Schedule P-Part 5B-Private Passenger Auto Liability/Medical	73
Schedule F-Part 5	28	Schedule P-Part 5C-Commercial Auto/Truck Liability/Medical	74
Schedule F-Part 6	29	Schedule P-Part 5D-Workers' Compensation (Excluding Excess Workers Compensation)	75
Schedule H-Accident and Health Exhibit-Part 1	30	Schedule P-Part 5E-Commercial Multiple Peril	76
Schedule H-Part 2, Part 3 and Part 4	31	Schedule P-Part 5F-Medical Professional Liability-Claims-Made	78
Schedule H-Part 5-Health Claims	32	Schedule P-Part 5F-Medical Professional Liability-Occurrence	77
Schedule P-Part 1-Summary	33	Schedule P-Part 5H-Other Liability-Claims-Made	80
Schedule P-Part 1A-Homeowners/Farmowners	35	Schedule P-Part 5H-Other Liability-Occurrence	79
Schedule P-Part 1B-Private Passenger Auto Liability/Medical	36	Schedule P-Part 5R-Products Liability-Claims-Made	82
Schedule P-Part 1C-Commercial Auto/Truck Liability/Medical	37	Schedule P-Part 5R-Products Liability-Occurrence	81
Schedule P-Part 1D-Workers' Compensation (Excluding Excess Workers Compensation)	38	Schedule P-Part 5T-Warranty	83
Schedule P-Part 1E-Commercial Multiple Peril	39	Schedule P-Part 6C-Commercial Auto/Truck Liability/Medical	84
Schedule P-Part 1F-Section 1-Medical Professional Liability-Occurrence	40	Schedule P-Part 6D-Workers' Compensation (Excluding Excess Workers Compensation)	84
Schedule P-Part 1F-Section 2-Medical Professional Liability-Claims-Made	41	Schedule P-Part 6E-Commercial Multiple Peril	85
Schedule P-Part 1G-Special Liability (Ocean, Marine, Aircraft (All Perils), Boiler & Machinery)	42	Schedule P-Part 6H-Other Liability-Claims-Made	86
Schedule P-Part 1H-Section 1-Other Liability-Occurrence	43	Schedule P-Part 6H-Other Liability-Occurrence	85
Schedule P-Part 1H-Section 2-Other Liability-Claims-Made	44	Schedule P-Part 6M-International	86
Schedule P-Part 1I-Spec. Prop. (Fire, Allied Lines, Inland Marine, Earthquake, Burglary & Theft)	45	Schedule P-Part 6N-Reinsurance – Nonproportional Assumed Property	87
Schedule P-Part 1J-Auto Physical Damage	46	Schedule P-Part 6O-Reinsurance – Nonproportional Assumed Liability	87
Schedule P-Part 1K-Fidelity/Surety	47	Schedule P-Part 6R-Products Liability-Claims-Made	88
Schedule P-Part 1L-Other (Including Credit, Accident and Health)	48	Schedule P-Part 6R-Products Liability-Occurrence	88
Schedule P-Part 1M-International	49	Schedule P-Part 7A-Primary Loss Sensitive Contracts	89
Schedule P-Part 1N-Reinsurance – Nonproportional Assumed Property	50	Schedule P-Part 7B-Reinsurance Loss Sensitive Contracts	91
Schedule P-Part 1O-Reinsurance – Nonproportional Assumed Liability	51	Schedule P Interrogatories	93
Schedule P-Part 1P-Reinsurance – Nonproportional Assumed Financial Lines	52	Schedule T-Exhibit of Premiums Written	94
Schedule P-Part 1R-Section 1-Products Liability-Occurrence	53	Schedule T-Part 2-Interstate Compact	95
Schedule P-Part 1R-Section 2-Products Liability-Claims-Made	54	Schedule Y-Information Concerning Activities of Insurer Members of a Holding Company Group	96
Schedule P-Part 1S-Financial Guaranty/Mortgage Guaranty	55	Schedule Y-Detail of Insurance Holding Company System	97
Schedule P-Part 1T-Warranty	56	Schedule Y-Part 2-Summary of Insurer's Transactions With Any Affiliates	98
Schedule P-Part 2, Part 3 and Part 4 - Summary	34	Statement of Income	4
Schedule P-Part 2A-Homeowners/Farmowners	57	Summary Investment Schedule	SI01
Schedule P-Part 2B-Private Passenger Auto Liability/Medical	57	Supplemental Exhibits and Schedules Interrogatories	99
Schedule P-Part 2C-Commercial Auto/Truck Liability/Medical	57	Underwriting and Investment Exhibit Part 1	6
Schedule P-Part 2D-Workers' Compensation (Excluding Excess Workers Compensation)	57	Underwriting and Investment Exhibit Part 1A	7
Schedule P-Part 2E-Commercial Multiple Peril	57	Underwriting and Investment Exhibit Part 1B	8
Schedule P-Part 2F-Section 1-Medical Professional Liability-Occurrence	58	Underwriting and Investment Exhibit Part 2	9
Schedule P-Part 2F-Section 2-Medical Professional Liability-Claims-Made	58	Underwriting and Investment Exhibit Part 2A	10
Schedule P-Part 2G-Special Liability (Ocean Marine, Aircraft (All Perils), Boiler & Machinery)	58	Underwriting and Investment Exhibit Part 3	11
Schedule P-Part 2H-Section 1-Other Liability-Occurrence	58		