

PROPERTY AND CASUALTY COMPANIES - ASSOCIATION EDITION

ANNUAL STATEMENT

FOR THE YEAR ENDED DECEMBER 31, 2018
OF THE CONDITION AND AFFAIRS OF THE

Bristol West Insurance Company

NAIC Group Code 0069 0069 NAIC Company Code 19658 Employer's ID Number 38-1865162
(Current) (Prior)
Organized under the Laws of Ohio, State of Domicile or Port of Entry OH
Country of Domicile United States of America
Incorporated/Organized 02/09/1968 Commenced Business 06/10/1968
Statutory Home Office Rockside Center III 5990 West Creek Road Independence, OH, US 44131
(Street and Number) (City or Town, State, Country and Zip Code)
Main Administrative Office 900 S. Pine Island Rd. Suite 600
(Street and Number)
Plantation, FL, US 33324 888-888-0080
(City or Town, State, Country and Zip Code) (Area Code) (Telephone Number)
Mail Address 900 S. Pine Island Rd. Suite 600 Plantation, FL, US 33324
(Street and Number or P.O. Box) (City or Town, State, Country and Zip Code)
Primary Location of Books and Records 900 S. Pine Island Rd. Suite 600
(Street and Number)
Plantation, FL, US 33324 888-888-0080
(City or Town, State, Country and Zip Code) (Area Code) (Telephone Number)
Internet Website Address www.bristolwest.com
Statutory Statement Contact Maria Eugenia Aguilera 888-888-0080
(Name) (Area Code) (Telephone Number)
mary.aguilera@bristolwest.com 954-316-5218
(E-mail Address) (FAX Number)

OFFICERS

President Eric Emil Kappler Treasurer Maria Eugenia Aguilera
Secretary Martin Robert Brown

OTHER

Maite Irakoze Baur Victoria Louise McCarthy Ronald Gregory Myhan
Todd Michael Williams

DIRECTORS OR TRUSTEES

Marla Beth Bleavins Thomas David Brown Eric Emil Kappler
Donald Eugene Rodriguez # Todd Michael Williams

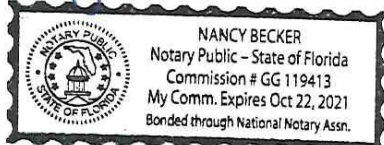
State of Florida SS:
County of Broward

The officers of this reporting entity being duly sworn, each depose and say that they are the described officers of said reporting entity, and that on the reporting period stated above, all of the herein described assets were the absolute property of the said reporting entity, free and clear from any liens or claims thereon, except as herein stated, and that this statement, together with related exhibits, schedules and explanations therein contained, annexed or referred to, is a full and true statement of all the assets and liabilities and of the condition and affairs of the said reporting entity as of the reporting period stated above, and of its income and deductions therefrom for the period ended, and have been completed in accordance with the NAIC Annual Statement Instructions and Accounting Practices and Procedures manual except to the extent that: (1) state law may differ; or, (2) that state rules or regulations require differences in reporting not related to accounting practices and procedures, according to the best of their information, knowledge and belief, respectively. Furthermore, the scope of this attestation by the described officers also includes the related corresponding electronic filing with the NAIC, when required, that is an exact copy (except for formatting differences due to electronic filing) of the enclosed statement. The electronic filing may be requested by various regulators in lieu of or in addition to the enclosed statement.

Eric E. Kappler Martin R. Brown Maria E. Aguilera
Eric E. Kappler Martin R. Brown Maria E. Aguilera
President Secretary Treasurer

Subscribed and sworn to before me this 27th day of February, 2019

Nancy Becker
Notary Public
10/22/2021



- a. Is this an original filing? Yes [X] No []
b. If no,
1. State the amendment number.....
2. Date filed
3. Number of pages attached.....



ANNUAL STATEMENT FOR THE YEAR 2018 OF THE Bristol West Insurance Company

EXHIBIT OF PREMIUMS AND LOSSES (Statutory Page 14)

NAIC Group Code 0069 BUSINESS IN THE STATE OF Alabama DURING THE YEAR 2018 NAIC Company Code 19658

Line of Business	Gross Premiums, Including Policy and Membership Fees, Less Return Premiums and Premiums on Policies not Taken		3 Dividends Paid or Credited to Policyholders on Direct Business	4 Direct Unearned Premium Reserves	5 Direct Losses Paid (deducting salvage)	6 Direct Losses Incurred	7 Direct Losses Unpaid	8 Direct Defense and Cost Containment Expense Paid	9 Direct Defense and Cost Containment Expense Incurred	10 Direct Defense and Cost Containment Expense Unpaid	11 Commissions and Brokerage Expenses	12 Taxes, Licenses and Fees
	1 Direct Premiums Written	2 Direct Premiums Earned										
1. Fire												
2.1 Allied lines												
2.2 Multiple peril crop												
2.3 Federal flood												
2.4 Private crop												
2.5 Private flood												
3. Farmowners multiple peril												
4. Homeowners multiple peril												
5.1 Commercial multiple peril (non-liability portion)												
5.2 Commercial multiple peril (liability portion)												
6. Mortgage guaranty												
8. Ocean marine												
9. Inland marine												
10. Financial guaranty												
11. Medical professional liability												
12. Earthquake												
13. Group accident and health (b)												
14. Credit accident and health (group and individual)												
15.1 Collectively renewable accident and health (b)												
15.2 Non-cancelable accident and health(b)												
15.3 Guaranteed renewable accident and health(b)												
15.4 Non-renewable for stated reasons only (b)												
15.5 Other accident only												
15.6 Medicare Title XVIII exempt from state taxes or fees												
15.7 All other accident and health (b)												
15.8 Federal employees health benefits plan premium (b)												
16. Workers' compensation												
17.1 Other Liability - occurrence												
17.2 Other Liability - claims made												
17.3 Excess workers' compensation												
18. Products liability												
19.1 Private passenger auto no-fault (personal injury protection)												
19.2 Other private passenger auto liability	7,236,493	6,822,255		1,737,020	2,963,412	3,935,573	2,706,001	32,019	84,052	147,445	652,002	377,074
19.3 Commercial auto no-fault (personal injury protection)												
19.4 Other commercial auto liability												
21.1 Private passenger auto physical damage	3,588,408	3,372,590		897,811	1,892,742	1,950,618	142,513	4,277	5,643	2,693	343,335	185,790
21.2 Commercial auto physical damage												
22. Aircraft (all perils)												
23. Fidelity												
24. Surety												
26. Burglary and theft												
27. Boiler and machinery												
28. Credit												
30. Warranty												
34. Aggregate write-ins for other lines of business												
35. TOTALS (a)	10,824,901	10,194,845		2,634,831	4,856,154	5,886,191	2,848,514	36,296	89,695	150,138	995,337	562,864
DETAILS OF WRITE-INS												
3401.												
3402.												
3403.												
3498. Summary of remaining write-ins for Line 34 from overflow page												
3499. Totals (Lines 3401 thru 3403 plus 3498)(Line 34 above)												

(a) Finance and service charges not included in Lines 1 to 35 \$ 426,606

(b) For health business on indicated lines report: Number of persons insured under PPO managed care products and number of persons insured under indemnity only products .



ANNUAL STATEMENT FOR THE YEAR 2018 OF THE Bristol West Insurance Company

EXHIBIT OF PREMIUMS AND LOSSES (Statutory Page 14)

NAIC Group Code 0069 BUSINESS IN THE STATE OF Arizona DURING THE YEAR 2018 NAIC Company Code 19658

Line of Business	Gross Premiums, Including Policy and Membership Fees, Less Return Premiums and Premiums on Policies not Taken		3 Dividends Paid or Credited to Policyholders on Direct Business	4 Direct Unearned Premium Reserves	5 Direct Losses Paid (deducting salvage)	6 Direct Losses Incurred	7 Direct Losses Unpaid	8 Direct Defense and Cost Containment Expense Paid	9 Direct Defense and Cost Containment Expense Incurred	10 Direct Defense and Cost Containment Expense Unpaid	11 Commissions and Brokerage Expenses	12 Taxes, Licenses and Fees
	1 Direct Premiums Written	2 Direct Premiums Earned										
1. Fire												
2.1 Allied lines												
2.2 Multiple peril crop												
2.3 Federal flood												
2.4 Private crop												
2.5 Private flood												
3. Farmowners multiple peril												
4. Homeowners multiple peril												
5.1 Commercial multiple peril (non-liability portion)												
5.2 Commercial multiple peril (liability portion)												
6. Mortgage guaranty												
8. Ocean marine												
9. Inland marine												
10. Financial guaranty												
11. Medical professional liability												
12. Earthquake												
13. Group accident and health (b)												
14. Credit accident and health (group and individual)												
15.1 Collectively renewable accident and health (b)												
15.2 Non-cancelable accident and health(b)												
15.3 Guaranteed renewable accident and health(b)												
15.4 Non-renewable for stated reasons only (b)												
15.5 Other accident only												
15.6 Medicare Title XVIII exempt from state taxes or fees												
15.7 All other accident and health (b)												
15.8 Federal employees health benefits plan premium (b)												
16. Workers' compensation												
17.1 Other Liability - occurrence												
17.2 Other Liability - claims made												
17.3 Excess workers' compensation												
18. Products liability												
19.1 Private passenger auto no-fault (personal injury protection)												
19.2 Other private passenger auto liability												
19.3 Commercial auto no-fault (personal injury protection)												
19.4 Other commercial auto liability												
21.1 Private passenger auto physical damage												
21.2 Commercial auto physical damage												
22. Aircraft (all perils)												
23. Fidelity												
24. Surety												
26. Burglary and theft												
27. Boiler and machinery												
28. Credit												
30. Warranty												
34. Aggregate write-ins for other lines of business												
35. TOTALS (a)												
DETAILS OF WRITE-INS												
3401.												
3402.												
3403.												
3498. Summary of remaining write-ins for Line 34 from overflow page												
3499. Totals (Lines 3401 thru 3403 plus 3498)(Line 34 above)												

(a) Finance and service charges not included in Lines 1 to 35 \$
(b) For health business on indicated lines report: Number of persons insured under PPO managed care products and number of persons insured under indemnity only products



ANNUAL STATEMENT FOR THE YEAR 2018 OF THE Bristol West Insurance Company

EXHIBIT OF PREMIUMS AND LOSSES (Statutory Page 14)

NAIC Group Code 0069 BUSINESS IN THE STATE OF Arkansas DURING THE YEAR 2018 NAIC Company Code 19658

Line of Business	Gross Premiums, Including Policy and Membership Fees, Less Return Premiums and Premiums on Policies not Taken		3 Dividends Paid or Credited to Policyholders on Direct Business	4 Direct Unearned Premium Reserves	5 Direct Losses Paid (deducting salvage)	6 Direct Losses Incurred	7 Direct Losses Unpaid	8 Direct Defense and Cost Containment Expense Paid	9 Direct Defense and Cost Containment Expense Incurred	10 Direct Defense and Cost Containment Expense Unpaid	11 Commissions and Brokerage Expenses	12 Taxes, Licenses and Fees
	1 Direct Premiums Written	2 Direct Premiums Earned										
1. Fire												
2.1 Allied lines												
2.2 Multiple peril crop												
2.3 Federal flood												
2.4 Private crop												
2.5 Private flood												
3. Farmowners multiple peril												
4. Homeowners multiple peril												
5.1 Commercial multiple peril (non-liability portion)												
5.2 Commercial multiple peril (liability portion)												
6. Mortgage guaranty												
8. Ocean marine												
9. Inland marine												
10. Financial guaranty												
11. Medical professional liability												
12. Earthquake												
13. Group accident and health (b)												
14. Credit accident and health (group and individual)												
15.1 Collectively renewable accident and health (b)												
15.2 Non-cancelable accident and health(b)												
15.3 Guaranteed renewable accident and health(b)												
15.4 Non-renewable for stated reasons only (b)												
15.5 Other accident only												
15.6 Medicare Title XVIII exempt from state taxes or fees												
15.7 All other accident and health (b)												
15.8 Federal employees health benefits plan premium (b)												
16. Workers' compensation												
17.1 Other Liability - occurrence												
17.2 Other Liability - claims made												
17.3 Excess workers' compensation												
18. Products liability												
19.1 Private passenger auto no-fault (personal injury protection)	37,053	38,492		9,904	20,428	16,213	3,370		(385)	27	3,807	3,775
19.2 Other private passenger auto liability	1,459,737	1,400,933		391,281	799,078	830,819	783,854	13,590	9,563	12,070	146,851	155,548
19.3 Commercial auto no-fault (personal injury protection)												
19.4 Other commercial auto liability												
21.1 Private passenger auto physical damage	488,108	476,223		125,018	230,956	243,424	28,294	6,129	6,383	1,358	48,520	53,903
21.2 Commercial auto physical damage												
22. Aircraft (all perils)												
23. Fidelity												
24. Surety												
26. Burglary and theft												
27. Boiler and machinery												
28. Credit												
30. Warranty												
34. Aggregate write-ins for other lines of business												
35. TOTALS (a)	1,984,898	1,915,648		526,203	1,050,462	1,090,456	815,518	19,719	15,561	13,455	199,178	213,226
DETAILS OF WRITE-INS												
3401.												
3402.												
3403.												
3498. Summary of remaining write-ins for Line 34 from overflow page												
3499. Totals (Lines 3401 thru 3403 plus 3498)(Line 34 above)												

(a) Finance and service charges not included in Lines 1 to 35 \$ 125,490
(b) For health business on indicated lines report: Number of persons insured under PPO managed care products and number of persons insured under indemnity only products .



ANNUAL STATEMENT FOR THE YEAR 2018 OF THE Bristol West Insurance Company

EXHIBIT OF PREMIUMS AND LOSSES (Statutory Page 14)

NAIC Group Code 0069 BUSINESS IN THE STATE OF Colorado DURING THE YEAR 2018 NAIC Company Code 19658

Line of Business	Gross Premiums, Including Policy and Membership Fees, Less Return Premiums and Premiums on Policies not Taken		3 Dividends Paid or Credited to Policyholders on Direct Business	4 Direct Unearned Premium Reserves	5 Direct Losses Paid (deducting salvage)	6 Direct Losses Incurred	7 Direct Losses Unpaid	8 Direct Defense and Cost Containment Expense Paid	9 Direct Defense and Cost Containment Expense Incurred	10 Direct Defense and Cost Containment Expense Unpaid	11 Commissions and Brokerage Expenses	12 Taxes, Licenses and Fees
	1 Direct Premiums Written	2 Direct Premiums Earned										
1. Fire												
2.1 Allied lines												
2.2 Multiple peril crop												
2.3 Federal flood												
2.4 Private crop												
2.5 Private flood												
3. Farmowners multiple peril												
4. Homeowners multiple peril												
5.1 Commercial multiple peril (non-liability portion)												
5.2 Commercial multiple peril (liability portion)												
6. Mortgage guaranty												
8. Ocean marine												
9. Inland marine												
10. Financial guaranty												
11. Medical professional liability												
12. Earthquake												
13. Group accident and health (b)												
14. Credit accident and health (group and individual)												
15.1 Collectively renewable accident and health (b)												
15.2 Non-cancelable accident and health(b)												
15.3 Guaranteed renewable accident and health(b)												
15.4 Non-renewable for stated reasons only (b)												
15.5 Other accident only												
15.6 Medicare Title XVIII exempt from state taxes or fees												
15.7 All other accident and health (b)												
15.8 Federal employees health benefits plan premium (b)												
16. Workers' compensation												
17.1 Other Liability - occurrence												
17.2 Other Liability - claims made												
17.3 Excess workers' compensation												
18. Products liability												
19.1 Private passenger auto no-fault (personal injury protection)												
19.2 Other private passenger auto liability	45,207,011	44,282,214		11,506,390	22,397,141	21,982,326	24,343,428	956,524	1,316,693	1,158,069	4,624,955	950,473
19.3 Commercial auto no-fault (personal injury protection)												
19.4 Other commercial auto liability												
21.1 Private passenger auto physical damage	22,526,611	21,727,787		6,121,483	18,645,458	18,855,592	1,241,092	16,006	20,853	6,512	2,394,731	478,250
21.2 Commercial auto physical damage												
22. Aircraft (all perils)												
23. Fidelity												
24. Surety												
26. Burglary and theft												
27. Boiler and machinery												
28. Credit												
30. Warranty												
34. Aggregate write-ins for other lines of business												
35. TOTALS (a)	67,733,622	66,010,001		17,627,873	41,042,599	40,837,918	25,584,520	972,530	1,337,546	1,164,581	7,019,686	1,428,723
DETAILS OF WRITE-INS												
3401.												
3402.												
3403.												
3498. Summary of remaining write-ins for Line 34 from overflow page												
3499. Totals (Lines 3401 thru 3403 plus 3498)(Line 34 above)												

(a) Finance and service charges not included in Lines 1 to 35 \$ 3,058,490

(b) For health business on indicated lines report: Number of persons insured under PPO managed care products and number of persons insured under indemnity only products .



ANNUAL STATEMENT FOR THE YEAR 2018 OF THE Bristol West Insurance Company

EXHIBIT OF PREMIUMS AND LOSSES (Statutory Page 14)

NAIC Group Code 0069 BUSINESS IN THE STATE OF Connecticut DURING THE YEAR 2018 NAIC Company Code 19658

Line of Business	Gross Premiums, Including Policy and Membership Fees, Less Return Premiums and Premiums on Policies not Taken		3 Dividends Paid or Credited to Policyholders on Direct Business	4 Direct Unearned Premium Reserves	5 Direct Losses Paid (deducting salvage)	6 Direct Losses Incurred	7 Direct Losses Unpaid	8 Direct Defense and Cost Containment Expense Paid	9 Direct Defense and Cost Containment Expense Incurred	10 Direct Defense and Cost Containment Expense Unpaid	11 Commissions and Brokerage Expenses	12 Taxes, Licenses and Fees
	1 Direct Premiums Written	2 Direct Premiums Earned										
1. Fire												
2.1 Allied lines												
2.2 Multiple peril crop												
2.3 Federal flood												
2.4 Private crop												
2.5 Private flood												
3. Farmowners multiple peril												
4. Homeowners multiple peril												
5.1 Commercial multiple peril (non-liability portion)												
5.2 Commercial multiple peril (liability portion)												
6. Mortgage guaranty												
8. Ocean marine												
9. Inland marine												
10. Financial guaranty												
11. Medical professional liability												
12. Earthquake												
13. Group accident and health (b)												
14. Credit accident and health (group and individual)												
15.1 Collectively renewable accident and health (b)												
15.2 Non-cancelable accident and health(b)												
15.3 Guaranteed renewable accident and health(b)												
15.4 Non-renewable for stated reasons only (b)												
15.5 Other accident only												
15.6 Medicare Title XVIII exempt from state taxes or fees												
15.7 All other accident and health (b)												
15.8 Federal employees health benefits plan premium (b)												
16. Workers' compensation												
17.1 Other Liability - occurrence												
17.2 Other Liability - claims made												
17.3 Excess workers' compensation												
18. Products liability												
19.1 Private passenger auto no-fault (personal injury protection)												
19.2 Other private passenger auto liability												
19.3 Commercial auto no-fault (personal injury protection)												
19.4 Other commercial auto liability												
21.1 Private passenger auto physical damage												
21.2 Commercial auto physical damage												
22. Aircraft (all perils)												
23. Fidelity												
24. Surety												
26. Burglary and theft												
27. Boiler and machinery												
28. Credit												
30. Warranty												
34. Aggregate write-ins for other lines of business												
35. TOTALS (a)												
DETAILS OF WRITE-INS												
3401.												
3402.												
3403.												
3498. Summary of remaining write-ins for Line 34 from overflow page												
3499. Totals (Lines 3401 thru 3403 plus 3498)(Line 34 above)												

(a) Finance and service charges not included in Lines 1 to 35 \$

(b) For health business on indicated lines report: Number of persons insured under PPO managed care products and number of persons insured under indemnity only products



ANNUAL STATEMENT FOR THE YEAR 2018 OF THE Bristol West Insurance Company

EXHIBIT OF PREMIUMS AND LOSSES (Statutory Page 14)

NAIC Group Code 0069 BUSINESS IN THE STATE OF Delaware DURING THE YEAR 2018 NAIC Company Code 19658

Line of Business	Gross Premiums, Including Policy and Membership Fees, Less Return Premiums and Premiums on Policies not Taken		3 Dividends Paid or Credited to Policyholders on Direct Business	4 Direct Unearned Premium Reserves	5 Direct Losses Paid (deducting salvage)	6 Direct Losses Incurred	7 Direct Losses Unpaid	8 Direct Defense and Cost Containment Expense Paid	9 Direct Defense and Cost Containment Expense Incurred	10 Direct Defense and Cost Containment Expense Unpaid	11 Commissions and Brokerage Expenses	12 Taxes, Licenses and Fees
	1 Direct Premiums Written	2 Direct Premiums Earned										
1. Fire												
2.1 Allied lines												
2.2 Multiple peril crop												
2.3 Federal flood												
2.4 Private crop												
2.5 Private flood												
3. Farmowners multiple peril												
4. Homeowners multiple peril												
5.1 Commercial multiple peril (non-liability portion)												
5.2 Commercial multiple peril (liability portion)												
6. Mortgage guaranty												
8. Ocean marine												
9. Inland marine												
10. Financial guaranty												
11. Medical professional liability												
12. Earthquake												
13. Group accident and health (b)												
14. Credit accident and health (group and individual)												
15.1 Collectively renewable accident and health (b)												
15.2 Non-cancelable accident and health(b)												
15.3 Guaranteed renewable accident and health(b)												
15.4 Non-renewable for stated reasons only (b)												
15.5 Other accident only												
15.6 Medicare Title XVIII exempt from state taxes or fees												
15.7 All other accident and health (b)												
15.8 Federal employees health benefits plan premium (b)												
16. Workers' compensation												
17.1 Other Liability - occurrence												
17.2 Other Liability - claims made												
17.3 Excess workers' compensation												
18. Products liability												
19.1 Private passenger auto no-fault (personal injury protection)												
19.2 Other private passenger auto liability												
19.3 Commercial auto no-fault (personal injury protection)												
19.4 Other commercial auto liability												
21.1 Private passenger auto physical damage												
21.2 Commercial auto physical damage												
22. Aircraft (all perils)												
23. Fidelity												
24. Surety												
26. Burglary and theft												
27. Boiler and machinery												
28. Credit												
30. Warranty												
34. Aggregate write-ins for other lines of business												
35. TOTALS (a)												
DETAILS OF WRITE-INS												
3401.												
3402.												
3403.												
3498. Summary of remaining write-ins for Line 34 from overflow page												
3499. Totals (Lines 3401 thru 3403 plus 3498)(Line 34 above)												

(a) Finance and service charges not included in Lines 1 to 35 \$
(b) For health business on indicated lines report: Number of persons insured under PPO managed care products and number of persons insured under indemnity only products



ANNUAL STATEMENT FOR THE YEAR 2018 OF THE Bristol West Insurance Company

EXHIBIT OF PREMIUMS AND LOSSES (Statutory Page 14)

NAIC Group Code 0069 BUSINESS IN THE STATE OF District of Columbia DURING THE YEAR 2018 NAIC Company Code 19658

Line of Business	Gross Premiums, Including Policy and Membership Fees, Less Return Premiums and Premiums on Policies not Taken		3 Dividends Paid or Credited to Policyholders on Direct Business	4 Direct Unearned Premium Reserves	5 Direct Losses Paid (deducting salvage)	6 Direct Losses Incurred	7 Direct Losses Unpaid	8 Direct Defense and Cost Containment Expense Paid	9 Direct Defense and Cost Containment Expense Incurred	10 Direct Defense and Cost Containment Expense Unpaid	11 Commissions and Brokerage Expenses	12 Taxes, Licenses and Fees
	1 Direct Premiums Written	2 Direct Premiums Earned										
1. Fire												
2.1 Allied lines												
2.2 Multiple peril crop												
2.3 Federal flood												
2.4 Private crop												
2.5 Private flood												
3. Farmowners multiple peril												
4. Homeowners multiple peril												
5.1 Commercial multiple peril (non-liability portion)												
5.2 Commercial multiple peril (liability portion)												
6. Mortgage guaranty												
8. Ocean marine												
9. Inland marine												
10. Financial guaranty												
11. Medical professional liability												
12. Earthquake												
13. Group accident and health (b)												
14. Credit accident and health (group and individual)												
15.1 Collectively renewable accident and health (b)												
15.2 Non-cancelable accident and health(b)												
15.3 Guaranteed renewable accident and health(b)												
15.4 Non-renewable for stated reasons only (b)												
15.5 Other accident only												
15.6 Medicare Title XVIII exempt from state taxes or fees												
15.7 All other accident and health (b)												
15.8 Federal employees health benefits plan premium (b)												
16. Workers' compensation												
17.1 Other Liability - occurrence												
17.2 Other Liability - claims made												
17.3 Excess workers' compensation												
18. Products liability												
19.1 Private passenger auto no-fault (personal injury protection)												
19.2 Other private passenger auto liability												
19.3 Commercial auto no-fault (personal injury protection)												
19.4 Other commercial auto liability												
21.1 Private passenger auto physical damage												
21.2 Commercial auto physical damage												
22. Aircraft (all perils)												
23. Fidelity												
24. Surety												
26. Burglary and theft												
27. Boiler and machinery												
28. Credit												
30. Warranty												
34. Aggregate write-ins for other lines of business												
35. TOTALS (a)												
DETAILS OF WRITE-INS												
3401.												
3402.												
3403.												
3498. Summary of remaining write-ins for Line 34 from overflow page												
3499. Totals (Lines 3401 thru 3403 plus 3498)(Line 34 above)												

(a) Finance and service charges not included in Lines 1 to 35 \$

(b) For health business on indicated lines report: Number of persons insured under PPO managed care products and number of persons insured under indemnity only products



ANNUAL STATEMENT FOR THE YEAR 2018 OF THE Bristol West Insurance Company

EXHIBIT OF PREMIUMS AND LOSSES (Statutory Page 14)

NAIC Group Code 0069 BUSINESS IN THE STATE OF Florida DURING THE YEAR 2018 NAIC Company Code 19658

Line of Business	Gross Premiums, Including Policy and Membership Fees, Less Return Premiums and Premiums on Policies not Taken		3 Dividends Paid or Credited to Policyholders on Direct Business	4 Direct Unearned Premium Reserves	5 Direct Losses Paid (deducting salvage)	6 Direct Losses Incurred	7 Direct Losses Unpaid	8 Direct Defense and Cost Containment Expense Paid	9 Direct Defense and Cost Containment Expense Incurred	10 Direct Defense and Cost Containment Expense Unpaid	11 Commissions and Brokerage Expenses	12 Taxes, Licenses and Fees
	1 Direct Premiums Written	2 Direct Premiums Earned										
1. Fire												
2.1 Allied lines												
2.2 Multiple peril crop												
2.3 Federal flood												
2.4 Private crop												
2.5 Private flood												
3. Farmowners multiple peril												
4. Homeowners multiple peril												
5.1 Commercial multiple peril (non-liability portion)												
5.2 Commercial multiple peril (liability portion)												
6. Mortgage guaranty												
8. Ocean marine												
9. Inland marine												
10. Financial guaranty												
11. Medical professional liability												
12. Earthquake												
13. Group accident and health (b)												
14. Credit accident and health (group and individual)												
15.1 Collectively renewable accident and health (b)												
15.2 Non-cancelable accident and health(b)												
15.3 Guaranteed renewable accident and health(b)												
15.4 Non-renewable for stated reasons only (b)												
15.5 Other accident only												
15.6 Medicare Title XVIII exempt from state taxes or fees												
15.7 All other accident and health (b)												
15.8 Federal employees health benefits plan premium (b)												
16. Workers' compensation												
17.1 Other Liability - occurrence												
17.2 Other Liability - claims made												
17.3 Excess workers' compensation												
18. Products liability												
19.1 Private passenger auto no-fault (personal injury protection)	397,926	408,478		106,367	325,537	318,602	146,510	36,719	33,155	32,073	38,978	8,759
19.2 Other private passenger auto liability	570,079	583,713		142,121	457,055	573,454	522,398	10,566	6,778	36,961	52,492	12,738
19.3 Commercial auto no-fault (personal injury protection)												
19.4 Other commercial auto liability												
21.1 Private passenger auto physical damage	354,536	358,930		98,293	129,683	154,115	20,949	(39)	1,496	1,549	34,807	7,757
21.2 Commercial auto physical damage												
22. Aircraft (all perils)												
23. Fidelity												
24. Surety												
26. Burglary and theft												
27. Boiler and machinery												
28. Credit												
30. Warranty												
34. Aggregate write-ins for other lines of business												
35. TOTALS (a)	1,322,541	1,351,121		346,781	912,275	1,046,171	689,857	47,246	41,429	70,583	126,277	29,254
DETAILS OF WRITE-INS												
3401.												
3402.												
3403.												
3498. Summary of remaining write-ins for Line 34 from overflow page												
3499. Totals (Lines 3401 thru 3403 plus 3498)(Line 34 above)												

(a) Finance and service charges not included in Lines 1 to 35 \$ 53,629

(b) For health business on indicated lines report: Number of persons insured under PPO managed care products and number of persons insured under indemnity only products .



ANNUAL STATEMENT FOR THE YEAR 2018 OF THE Bristol West Insurance Company

EXHIBIT OF PREMIUMS AND LOSSES (Statutory Page 14)

NAIC Group Code 0069 BUSINESS IN THE STATE OF Georgia DURING THE YEAR 2018 NAIC Company Code 19658

Line of Business	Gross Premiums, Including Policy and Membership Fees, Less Return Premiums and Premiums on Policies not Taken		3 Dividends Paid or Credited to Policyholders on Direct Business	4 Direct Unearned Premium Reserves	5 Direct Losses Paid (deducting salvage)	6 Direct Losses Incurred	7 Direct Losses Unpaid	8 Direct Defense and Cost Containment Expense Paid	9 Direct Defense and Cost Containment Expense Incurred	10 Direct Defense and Cost Containment Expense Unpaid	11 Commissions and Brokerage Expenses	12 Taxes, Licenses and Fees
	1 Direct Premiums Written	2 Direct Premiums Earned										
1. Fire												
2.1 Allied lines												
2.2 Multiple peril crop												
2.3 Federal flood												
2.4 Private crop												
2.5 Private flood												
3. Farmowners multiple peril												
4. Homeowners multiple peril												
5.1 Commercial multiple peril (non-liability portion)												
5.2 Commercial multiple peril (liability portion)												
6. Mortgage guaranty												
8. Ocean marine												
9. Inland marine												
10. Financial guaranty												
11. Medical professional liability												
12. Earthquake												
13. Group accident and health (b)												
14. Credit accident and health (group and individual)												
15.1 Collectively renewable accident and health (b)												
15.2 Non-cancelable accident and health(b)												
15.3 Guaranteed renewable accident and health(b)												
15.4 Non-renewable for stated reasons only (b)												
15.5 Other accident only												
15.6 Medicare Title XVIII exempt from state taxes or fees												
15.7 All other accident and health (b)												
15.8 Federal employees health benefits plan premium (b)												
16. Workers' compensation												
17.1 Other Liability - occurrence												
17.2 Other Liability - claims made												
17.3 Excess workers' compensation												
18. Products liability												
19.1 Private passenger auto no-fault (personal injury protection)												
19.2 Other private passenger auto liability	48,568	51,456		11,327	38,081	31,029	17,510		5,308	5,452	5,912	4,279
19.3 Commercial auto no-fault (personal injury protection)												
19.4 Other commercial auto liability												
21.1 Private passenger auto physical damage	35,915	37,157		9,472	2,144	13,906	8,035		8	30	4,592	3,017
21.2 Commercial auto physical damage												
22. Aircraft (all perils)												
23. Fidelity												
24. Surety												
26. Burglary and theft												
27. Boiler and machinery												
28. Credit												
30. Warranty												
34. Aggregate write-ins for other lines of business												
35. TOTALS (a)	84,483	88,613		20,799	40,225	44,935	25,545		5,316	5,482	10,504	7,296
DETAILS OF WRITE-INS												
3401.												
3402.												
3403.												
3498. Summary of remaining write-ins for Line 34 from overflow page												
3499. Totals (Lines 3401 thru 3403 plus 3498)(Line 34 above)												

(a) Finance and service charges not included in Lines 1 to 35 \$ 3,792

(b) For health business on indicated lines report: Number of persons insured under PPO managed care products and number of persons insured under indemnity only products



ANNUAL STATEMENT FOR THE YEAR 2018 OF THE Bristol West Insurance Company

EXHIBIT OF PREMIUMS AND LOSSES (Statutory Page 14)

NAIC Group Code 0069 BUSINESS IN THE STATE OF Hawaii DURING THE YEAR 2018 NAIC Company Code 19658

Line of Business	Gross Premiums, Including Policy and Membership Fees, Less Return Premiums and Premiums on Policies not Taken		3 Dividends Paid or Credited to Policyholders on Direct Business	4 Direct Unearned Premium Reserves	5 Direct Losses Paid (deducting salvage)	6 Direct Losses Incurred	7 Direct Losses Unpaid	8 Direct Defense and Cost Containment Expense Paid	9 Direct Defense and Cost Containment Expense Incurred	10 Direct Defense and Cost Containment Expense Unpaid	11 Commissions and Brokerage Expenses	12 Taxes, Licenses and Fees
	1 Direct Premiums Written	2 Direct Premiums Earned										
1. Fire												
2.1 Allied lines												
2.2 Multiple peril crop												
2.3 Federal flood												
2.4 Private crop												
2.5 Private flood												
3. Farmowners multiple peril												
4. Homeowners multiple peril												
5.1 Commercial multiple peril (non-liability portion)												
5.2 Commercial multiple peril (liability portion)												
6. Mortgage guaranty												
8. Ocean marine												
9. Inland marine												
10. Financial guaranty												
11. Medical professional liability												
12. Earthquake												
13. Group accident and health (b)												
14. Credit accident and health (group and individual)												
15.1 Collectively renewable accident and health (b)												
15.2 Non-cancelable accident and health(b)												
15.3 Guaranteed renewable accident and health(b)												
15.4 Non-renewable for stated reasons only (b)												
15.5 Other accident only												
15.6 Medicare Title XVIII exempt from state taxes or fees												
15.7 All other accident and health (b)												
15.8 Federal employees health benefits plan premium (b)												
16. Workers' compensation												
17.1 Other Liability - occurrence												
17.2 Other Liability - claims made												
17.3 Excess workers' compensation												
18. Products liability												
19.1 Private passenger auto no-fault (personal injury protection)												
19.2 Other private passenger auto liability												
19.3 Commercial auto no-fault (personal injury protection)												
19.4 Other commercial auto liability												
21.1 Private passenger auto physical damage												
21.2 Commercial auto physical damage												
22. Aircraft (all perils)												
23. Fidelity												
24. Surety												
26. Burglary and theft												
27. Boiler and machinery												
28. Credit												
30. Warranty												
34. Aggregate write-ins for other lines of business												
35. TOTALS (a)												
DETAILS OF WRITE-INS												
3401.												
3402.												
3403.												
3498. Summary of remaining write-ins for Line 34 from overflow page												
3499. Totals (Lines 3401 thru 3403 plus 3498)(Line 34 above)												

(a) Finance and service charges not included in Lines 1 to 35 \$

(b) For health business on indicated lines report: Number of persons insured under PPO managed care products and number of persons insured under indemnity only products



ANNUAL STATEMENT FOR THE YEAR 2018 OF THE Bristol West Insurance Company

EXHIBIT OF PREMIUMS AND LOSSES (Statutory Page 14)

NAIC Group Code 0069 BUSINESS IN THE STATE OF Idaho DURING THE YEAR 2018 NAIC Company Code 19658

Line of Business	Gross Premiums, Including Policy and Membership Fees, Less Return Premiums and Premiums on Policies not Taken		3 Dividends Paid or Credited to Policyholders on Direct Business	4 Direct Unearned Premium Reserves	5 Direct Losses Paid (deducting salvage)	6 Direct Losses Incurred	7 Direct Losses Unpaid	8 Direct Defense and Cost Containment Expense Paid	9 Direct Defense and Cost Containment Expense Incurred	10 Direct Defense and Cost Containment Expense Unpaid	11 Commissions and Brokerage Expenses	12 Taxes, Licenses and Fees
	1 Direct Premiums Written	2 Direct Premiums Earned										
1. Fire												
2.1 Allied lines												
2.2 Multiple peril crop												
2.3 Federal flood												
2.4 Private crop												
2.5 Private flood												
3. Farmowners multiple peril												
4. Homeowners multiple peril												
5.1 Commercial multiple peril (non-liability portion)												
5.2 Commercial multiple peril (liability portion)												
6. Mortgage guaranty												
8. Ocean marine												
9. Inland marine												
10. Financial guaranty												
11. Medical professional liability												
12. Earthquake												
13. Group accident and health (b)												
14. Credit accident and health (group and individual)												
15.1 Collectively renewable accident and health (b)												
15.2 Non-cancelable accident and health(b)												
15.3 Guaranteed renewable accident and health(b)												
15.4 Non-renewable for stated reasons only (b)												
15.5 Other accident only												
15.6 Medicare Title XVIII exempt from state taxes or fees												
15.7 All other accident and health (b)												
15.8 Federal employees health benefits plan premium (b)												
16. Workers' compensation												
17.1 Other Liability - occurrence												
17.2 Other Liability - claims made												
17.3 Excess workers' compensation												
18. Products liability												
19.1 Private passenger auto no-fault (personal injury protection)												
19.2 Other private passenger auto liability	3,156,935	3,086,166		749,023	1,154,418	1,216,835	954,484	2,670	(21,472)	52,495	268,886	55,151
19.3 Commercial auto no-fault (personal injury protection)												
19.4 Other commercial auto liability												
21.1 Private passenger auto physical damage	1,305,233	1,254,731		330,132	561,293	603,954	98,644	1,369	2,268	2,061	111,709	22,213
21.2 Commercial auto physical damage												
22. Aircraft (all perils)												
23. Fidelity												
24. Surety												
26. Burglary and theft												
27. Boiler and machinery												
28. Credit												
30. Warranty												
34. Aggregate write-ins for other lines of business												
35. TOTALS (a)	4,462,168	4,340,897		1,079,155	1,715,711	1,820,789	1,053,128	4,039	(19,204)	54,556	380,595	77,364
DETAILS OF WRITE-INS												
3401.												
3402.												
3403.												
3498. Summary of remaining write-ins for Line 34 from overflow page												
3499. Totals (Lines 3401 thru 3403 plus 3498)(Line 34 above)												

(a) Finance and service charges not included in Lines 1 to 35 \$223,026
(b) For health business on indicated lines report: Number of persons insured under PPO managed care products and number of persons insured under indemnity only products



ANNUAL STATEMENT FOR THE YEAR 2018 OF THE Bristol West Insurance Company

EXHIBIT OF PREMIUMS AND LOSSES (Statutory Page 14)

NAIC Group Code 0069 BUSINESS IN THE STATE OF Illinois DURING THE YEAR 2018 NAIC Company Code 19658

Line of Business	Gross Premiums, Including Policy and Membership Fees, Less Return Premiums and Premiums on Policies not Taken		3 Dividends Paid or Credited to Policyholders on Direct Business	4 Direct Unearned Premium Reserves	5 Direct Losses Paid (deducting salvage)	6 Direct Losses Incurred	7 Direct Losses Unpaid	8 Direct Defense and Cost Containment Expense Paid	9 Direct Defense and Cost Containment Expense Incurred	10 Direct Defense and Cost Containment Expense Unpaid	11 Commissions and Brokerage Expenses	12 Taxes, Licenses and Fees
	1 Direct Premiums Written	2 Direct Premiums Earned										
1. Fire												
2.1 Allied lines												
2.2 Multiple peril crop												
2.3 Federal flood												
2.4 Private crop												
2.5 Private flood												
3. Farmowners multiple peril												
4. Homeowners multiple peril												
5.1 Commercial multiple peril (non-liability portion)												
5.2 Commercial multiple peril (liability portion)												
6. Mortgage guaranty												
8. Ocean marine												
9. Inland marine												
10. Financial guaranty												
11. Medical professional liability												
12. Earthquake												
13. Group accident and health (b)												
14. Credit accident and health (group and individual)												
15.1 Collectively renewable accident and health (b)												
15.2 Non-cancelable accident and health(b)												
15.3 Guaranteed renewable accident and health(b)												
15.4 Non-renewable for stated reasons only (b)												
15.5 Other accident only												
15.6 Medicare Title XVIII exempt from state taxes or fees												
15.7 All other accident and health (b)												
15.8 Federal employees health benefits plan premium (b)												
16. Workers' compensation												
17.1 Other Liability - occurrence												
17.2 Other Liability - claims made												
17.3 Excess workers' compensation												
18. Products liability												
19.1 Private passenger auto no-fault (personal injury protection)												
19.2 Other private passenger auto liability	21,318,936	21,463,467		5,708,301	10,258,517	9,651,860	9,759,519	290,983	193,410	478,573	1,964,197	301,981
19.3 Commercial auto no-fault (personal injury protection)												
19.4 Other commercial auto liability												
21.1 Private passenger auto physical damage	10,845,230	10,961,913		3,031,877	6,032,849	5,994,151	369,821	18,358	18,708	7,856	1,021,479	152,624
21.2 Commercial auto physical damage												
22. Aircraft (all perils)												
23. Fidelity												
24. Surety												
26. Burglary and theft												
27. Boiler and machinery												
28. Credit												
30. Warranty												
34. Aggregate write-ins for other lines of business												
35. TOTALS (a)	32,164,166	32,425,380		8,740,178	16,291,366	15,646,011	10,129,340	309,341	212,118	486,429	2,985,676	454,605
DETAILS OF WRITE-INS												
3401.												
3402.												
3403.												
3498. Summary of remaining write-ins for Line 34 from overflow page												
3499. Totals (Lines 3401 thru 3403 plus 3498)(Line 34 above)												

(a) Finance and service charges not included in Lines 1 to 35 \$ 1,460,158

(b) For health business on indicated lines report: Number of persons insured under PPO managed care products and number of persons insured under indemnity only products .



ANNUAL STATEMENT FOR THE YEAR 2018 OF THE Bristol West Insurance Company

EXHIBIT OF PREMIUMS AND LOSSES (Statutory Page 14)

NAIC Group Code 0069 BUSINESS IN THE STATE OF Indiana DURING THE YEAR 2018 NAIC Company Code 19658

Line of Business	Gross Premiums, Including Policy and Membership Fees, Less Return Premiums and Premiums on Policies not Taken		3 Dividends Paid or Credited to Policyholders on Direct Business	4 Direct Unearned Premium Reserves	5 Direct Losses Paid (deducting salvage)	6 Direct Losses Incurred	7 Direct Losses Unpaid	8 Direct Defense and Cost Containment Expense Paid	9 Direct Defense and Cost Containment Expense Incurred	10 Direct Defense and Cost Containment Expense Unpaid	11 Commissions and Brokerage Expenses	12 Taxes, Licenses and Fees
	1 Direct Premiums Written	2 Direct Premiums Earned										
1. Fire												
2.1 Allied lines												
2.2 Multiple peril crop												
2.3 Federal flood												
2.4 Private crop												
2.5 Private flood												
3. Farmowners multiple peril												
4. Homeowners multiple peril												
5.1 Commercial multiple peril (non-liability portion)												
5.2 Commercial multiple peril (liability portion)												
6. Mortgage guaranty												
8. Ocean marine												
9. Inland marine												
10. Financial guaranty												
11. Medical professional liability												
12. Earthquake												
13. Group accident and health (b)												
14. Credit accident and health (group and individual)												
15.1 Collectively renewable accident and health (b)												
15.2 Non-cancelable accident and health(b)												
15.3 Guaranteed renewable accident and health(b)												
15.4 Non-renewable for stated reasons only (b)												
15.5 Other accident only												
15.6 Medicare Title XVIII exempt from state taxes or fees												
15.7 All other accident and health (b)												
15.8 Federal employees health benefits plan premium (b)												
16. Workers' compensation												
17.1 Other Liability - occurrence												
17.2 Other Liability - claims made												
17.3 Excess workers' compensation												
18. Products liability												
19.1 Private passenger auto no-fault (personal injury protection)												
19.2 Other private passenger auto liability	11,016,181	10,958,271		2,771,026	6,254,752	5,858,868	5,243,672	566,554	623,535	601,084	943,125	170,836
19.3 Commercial auto no-fault (personal injury protection)												
19.4 Other commercial auto liability												
21.1 Private passenger auto physical damage	5,271,982	5,300,456		1,404,415	3,132,872	3,035,293	226,470	877	1,226	1,042	470,136	79,693
21.2 Commercial auto physical damage												
22. Aircraft (all perils)												
23. Fidelity												
24. Surety												
26. Burglary and theft												
27. Boiler and machinery												
28. Credit												
30. Warranty												
34. Aggregate write-ins for other lines of business												
35. TOTALS (a)	16,288,163	16,258,727		4,175,441	9,387,624	8,894,161	5,470,142	567,431	624,761	602,126	1,413,261	250,529
DETAILS OF WRITE-INS												
3401.												
3402.												
3403.												
3498. Summary of remaining write-ins for Line 34 from overflow page												
3499. Totals (Lines 3401 thru 3403 plus 3498)(Line 34 above)												

(a) Finance and service charges not included in Lines 1 to 35 \$ 1,078,676

(b) For health business on indicated lines report: Number of persons insured under PPO managed care products and number of persons insured under indemnity only products



ANNUAL STATEMENT FOR THE YEAR 2018 OF THE Bristol West Insurance Company

EXHIBIT OF PREMIUMS AND LOSSES (Statutory Page 14)

NAIC Group Code 0069 BUSINESS IN THE STATE OF Iowa DURING THE YEAR 2018 NAIC Company Code 19658

Line of Business	Gross Premiums, Including Policy and Membership Fees, Less Return Premiums and Premiums on Policies not Taken		3 Dividends Paid or Credited to Policyholders on Direct Business	4 Direct Unearned Premium Reserves	5 Direct Losses Paid (deducting salvage)	6 Direct Losses Incurred	7 Direct Losses Unpaid	8 Direct Defense and Cost Containment Expense Paid	9 Direct Defense and Cost Containment Expense Incurred	10 Direct Defense and Cost Containment Expense Unpaid	11 Commissions and Brokerage Expenses	12 Taxes, Licenses and Fees
	1 Direct Premiums Written	2 Direct Premiums Earned										
1. Fire												
2.1 Allied lines												
2.2 Multiple peril crop												
2.3 Federal flood												
2.4. Private crop												
2.5 Private flood												
3. Farmowners multiple peril												
4. Homeowners multiple peril												
5.1 Commercial multiple peril (non-liability portion)												
5.2 Commercial multiple peril (liability portion)												
6. Mortgage guaranty												
8. Ocean marine												
9. Inland marine												
10. Financial guaranty												
11. Medical professional liability												
12. Earthquake												
13. Group accident and health (b)												
14. Credit accident and health (group and individual)												
15.1 Collectively renewable accident and health (b)												
15.2 Non-cancelable accident and health(b)												
15.3 Guaranteed renewable accident and health(b)												
15.4 Non-renewable for stated reasons only (b)												
15.5 Other accident only												
15.6 Medicare Title XVIII exempt from state taxes or fees												
15.7 All other accident and health (b)												
15.8 Federal employees health benefits plan premium (b)												
16. Workers' compensation												
17.1 Other Liability - occurrence												
17.2 Other Liability - claims made												
17.3 Excess workers' compensation												
18. Products liability												
19.1 Private passenger auto no-fault (personal injury protection)												
19.2 Other private passenger auto liability	2,367,003	2,364,460		564,908	1,037,071	1,265,772	1,300,506	32,505	24,308	31,361	189,110	64,326
19.3 Commercial auto no-fault (personal injury protection)												
19.4 Other commercial auto liability												
21.1 Private passenger auto physical damage	1,130,896	1,116,709		284,500	676,306	709,735	81,242		(34)		86,912	31,237
21.2 Commercial auto physical damage												
22. Aircraft (all perils)												
23. Fidelity												
24. Surety												
26. Burglary and theft												
27. Boiler and machinery												
28. Credit												
30. Warranty												
34. Aggregate write-ins for other lines of business												
35. TOTALS (a)	3,497,899	3,481,169		849,408	1,713,377	1,975,507	1,381,748	32,505	24,274	31,361	276,022	95,563
DETAILS OF WRITE-INS												
3401.												
3402.												
3403.												
3498. Summary of remaining write-ins for Line 34 from overflow page												
3499. Totals (Lines 3401 thru 3403 plus 3498)(Line 34 above)												

(a) Finance and service charges not included in Lines 1 to 35 \$219,642
(b) For health business on indicated lines report: Number of persons insured under PPO managed care products and number of persons insured under indemnity only products



ANNUAL STATEMENT FOR THE YEAR 2018 OF THE Bristol West Insurance Company

EXHIBIT OF PREMIUMS AND LOSSES (Statutory Page 14)

NAIC Group Code 0069 BUSINESS IN THE STATE OF Kansas DURING THE YEAR 2018 NAIC Company Code 19658

Line of Business	Gross Premiums, Including Policy and Membership Fees, Less Return Premiums and Premiums on Policies not Taken		3 Dividends Paid or Credited to Policyholders on Direct Business	4 Direct Unearned Premium Reserves	5 Direct Losses Paid (deducting salvage)	6 Direct Losses Incurred	7 Direct Losses Unpaid	8 Direct Defense and Cost Containment Expense Paid	9 Direct Defense and Cost Containment Expense Incurred	10 Direct Defense and Cost Containment Expense Unpaid	11 Commissions and Brokerage Expenses	12 Taxes, Licenses and Fees
	1 Direct Premiums Written	2 Direct Premiums Earned										
1. Fire												
2.1 Allied lines												
2.2 Multiple peril crop												
2.3 Federal flood												
2.4 Private crop												
2.5 Private flood												
3. Farmowners multiple peril												
4. Homeowners multiple peril												
5.1 Commercial multiple peril (non-liability portion)												
5.2 Commercial multiple peril (liability portion)												
6. Mortgage guaranty												
8. Ocean marine												
9. Inland marine												
10. Financial guaranty												
11. Medical professional liability												
12. Earthquake												
13. Group accident and health (b)												
14. Credit accident and health (group and individual)												
15.1 Collectively renewable accident and health (b)												
15.2 Non-cancelable accident and health(b)												
15.3 Guaranteed renewable accident and health(b)												
15.4 Non-renewable for stated reasons only (b)												
15.5 Other accident only												
15.6 Medicare Title XVIII exempt from state taxes or fees												
15.7 All other accident and health (b)												
15.8 Federal employees health benefits plan premium (b)												
16. Workers' compensation												
17.1 Other Liability - occurrence												
17.2 Other Liability - claims made												
17.3 Excess workers' compensation												
18. Products liability												
19.1 Private passenger auto no-fault (personal injury protection)	902,914	935,015		274,852	441,544	478,260	54,801	2,275	3,182	3,612	94,998	12,519
19.2 Other private passenger auto liability	6,124,892	6,133,322		1,898,771	3,392,309	3,323,840	2,440,819	68,767	118,698	87,363	637,844	93,838
19.3 Commercial auto no-fault (personal injury protection)												
19.4 Other commercial auto liability												
21.1 Private passenger auto physical damage	2,729,719	2,763,568		877,929	1,390,316	1,427,836	108,540	899	1,095	993	284,989	39,649
21.2 Commercial auto physical damage												
22. Aircraft (all perils)												
23. Fidelity												
24. Surety												
26. Burglary and theft												
27. Boiler and machinery												
28. Credit												
30. Warranty												
34. Aggregate write-ins for other lines of business												
35. TOTALS (a)	9,757,525	9,831,905		3,051,552	5,224,169	5,229,936	2,604,160	71,941	122,975	91,968	1,017,831	146,006
DETAILS OF WRITE-INS												
3401.												
3402.												
3403.												
3498. Summary of remaining write-ins for Line 34 from overflow page												
3499. Totals (Lines 3401 thru 3403 plus 3498)(Line 34 above)												

(a) Finance and service charges not included in Lines 1 to 35 \$882,819

(b) For health business on indicated lines report: Number of persons insured under PPO managed care products and number of persons insured under indemnity only products



ANNUAL STATEMENT FOR THE YEAR 2018 OF THE Bristol West Insurance Company

EXHIBIT OF PREMIUMS AND LOSSES (Statutory Page 14)

NAIC Group Code 0069 BUSINESS IN THE STATE OF Kentucky DURING THE YEAR 2018 NAIC Company Code 19658

Line of Business	Gross Premiums, Including Policy and Membership Fees, Less Return Premiums and Premiums on Policies not Taken		3 Dividends Paid or Credited to Policyholders on Direct Business	4 Direct Unearned Premium Reserves	5 Direct Losses Paid (deducting salvage)	6 Direct Losses Incurred	7 Direct Losses Unpaid	8 Direct Defense and Cost Containment Expense Paid	9 Direct Defense and Cost Containment Expense Incurred	10 Direct Defense and Cost Containment Expense Unpaid	11 Commissions and Brokerage Expenses	12 Taxes, Licenses and Fees
	1 Direct Premiums Written	2 Direct Premiums Earned										
1. Fire												
2.1 Allied lines												
2.2 Multiple peril crop												
2.3 Federal flood												
2.4 Private crop												
2.5 Private flood												
3. Farmowners multiple peril												
4. Homeowners multiple peril												
5.1 Commercial multiple peril (non-liability portion)												
5.2 Commercial multiple peril (liability portion)												
6. Mortgage guaranty												
8. Ocean marine												
9. Inland marine												
10. Financial guaranty												
11. Medical professional liability												
12. Earthquake												
13. Group accident and health (b)												
14. Credit accident and health (group and individual)												
15.1 Collectively renewable accident and health (b)												
15.2 Non-cancelable accident and health(b)												
15.3 Guaranteed renewable accident and health(b)												
15.4 Non-renewable for stated reasons only (b)												
15.5 Other accident only												
15.6 Medicare Title XVIII exempt from state taxes or fees												
15.7 All other accident and health (b)												
15.8 Federal employees health benefits plan premium (b)												
16. Workers' compensation												
17.1 Other Liability - occurrence												
17.2 Other Liability - claims made												
17.3 Excess workers' compensation												
18. Products liability												
19.1 Private passenger auto no-fault (personal injury protection)	524,125	524,041		147,136	166,949	320,491	(47,671)	(25)	(3,051)	561	51,638	42,737
19.2 Other private passenger auto liability	2,518,007	2,494,030		705,485	1,701,602	1,144,819	1,323,395	91,490	101,450	64,478	242,894	203,055
19.3 Commercial auto no-fault (personal injury protection)												
19.4 Other commercial auto liability												
21.1 Private passenger auto physical damage	816,159	826,664		222,160	386,921	394,594	36,111	1,943	1,671	85	79,476	67,690
21.2 Commercial auto physical damage												
22. Aircraft (all perils)												
23. Fidelity												
24. Surety												
26. Burglary and theft												
27. Boiler and machinery												
28. Credit												
30. Warranty												
34. Aggregate write-ins for other lines of business												
35. TOTALS (a)	3,858,291	3,844,735		1,074,781	2,255,472	1,859,904	1,311,835	93,408	100,070	65,124	374,008	313,482
DETAILS OF WRITE-INS												
3401.												
3402.												
3403.												
3498. Summary of remaining write-ins for Line 34 from overflow page												
3499. Totals (Lines 3401 thru 3403 plus 3498)(Line 34 above)												

(a) Finance and service charges not included in Lines 1 to 35 \$215,976
(b) For health business on indicated lines report: Number of persons insured under PPO managed care products and number of persons insured under indemnity only products



ANNUAL STATEMENT FOR THE YEAR 2018 OF THE Bristol West Insurance Company

EXHIBIT OF PREMIUMS AND LOSSES (Statutory Page 14)

NAIC Group Code 0069 BUSINESS IN THE STATE OF Louisiana DURING THE YEAR 2018 NAIC Company Code 19658

Line of Business	Gross Premiums, Including Policy and Membership Fees, Less Return Premiums and Premiums on Policies not Taken		3 Dividends Paid or Credited to Policyholders on Direct Business	4 Direct Unearned Premium Reserves	5 Direct Losses Paid (deducting salvage)	6 Direct Losses Incurred	7 Direct Losses Unpaid	8 Direct Defense and Cost Containment Expense Paid	9 Direct Defense and Cost Containment Expense Incurred	10 Direct Defense and Cost Containment Expense Unpaid	11 Commissions and Brokerage Expenses	12 Taxes, Licenses and Fees
	1 Direct Premiums Written	2 Direct Premiums Earned										
1. Fire												
2.1 Allied lines												
2.2 Multiple peril crop												
2.3 Federal flood												
2.4 Private crop												
2.5 Private flood												
3. Farmowners multiple peril												
4. Homeowners multiple peril												
5.1 Commercial multiple peril (non-liability portion)												
5.2 Commercial multiple peril (liability portion)												
6. Mortgage guaranty												
8. Ocean marine												
9. Inland marine												
10. Financial guaranty												
11. Medical professional liability												
12. Earthquake												
13. Group accident and health (b)												
14. Credit accident and health (group and individual)												
15.1 Collectively renewable accident and health (b)												
15.2 Non-cancelable accident and health(b)												
15.3 Guaranteed renewable accident and health(b)												
15.4 Non-renewable for stated reasons only (b)												
15.5 Other accident only												
15.6 Medicare Title XVIII exempt from state taxes or fees												
15.7 All other accident and health (b)												
15.8 Federal employees health benefits plan premium (b)												
16. Workers' compensation												
17.1 Other Liability - occurrence												
17.2 Other Liability - claims made												
17.3 Excess workers' compensation												
18. Products liability												
19.1 Private passenger auto no-fault (personal injury protection)												
19.2 Other private passenger auto liability												
19.3 Commercial auto no-fault (personal injury protection)												
19.4 Other commercial auto liability												
21.1 Private passenger auto physical damage												
21.2 Commercial auto physical damage												
22. Aircraft (all perils)												
23. Fidelity												
24. Surety												
26. Burglary and theft												
27. Boiler and machinery												
28. Credit												
30. Warranty												
34. Aggregate write-ins for other lines of business												
35. TOTALS (a)												
DETAILS OF WRITE-INS												
3401.												
3402.												
3403.												
3498. Summary of remaining write-ins for Line 34 from overflow page												
3499. Totals (Lines 3401 thru 3403 plus 3498)(Line 34 above)												

(a) Finance and service charges not included in Lines 1 to 35 \$
(b) For health business on indicated lines report: Number of persons insured under PPO managed care products and number of persons insured under indemnity only products



ANNUAL STATEMENT FOR THE YEAR 2018 OF THE Bristol West Insurance Company

EXHIBIT OF PREMIUMS AND LOSSES (Statutory Page 14)

NAIC Group Code 0069 BUSINESS IN THE STATE OF Maine DURING THE YEAR 2018 NAIC Company Code 19658

Line of Business	Gross Premiums, Including Policy and Membership Fees, Less Return Premiums and Premiums on Policies not Taken		3 Dividends Paid or Credited to Policyholders on Direct Business	4 Direct Unearned Premium Reserves	5 Direct Losses Paid (deducting salvage)	6 Direct Losses Incurred	7 Direct Losses Unpaid	8 Direct Defense and Cost Containment Expense Paid	9 Direct Defense and Cost Containment Expense Incurred	10 Direct Defense and Cost Containment Expense Unpaid	11 Commissions and Brokerage Expenses	12 Taxes, Licenses and Fees
	1 Direct Premiums Written	2 Direct Premiums Earned										
1. Fire												
2.1 Allied lines												
2.2 Multiple peril crop												
2.3 Federal flood												
2.4 Private crop												
2.5 Private flood												
3. Farmowners multiple peril												
4. Homeowners multiple peril												
5.1 Commercial multiple peril (non-liability portion)												
5.2 Commercial multiple peril (liability portion)												
6. Mortgage guaranty												
8. Ocean marine												
9. Inland marine												
10. Financial guaranty												
11. Medical professional liability												
12. Earthquake												
13. Group accident and health (b)												
14. Credit accident and health (group and individual)												
15.1 Collectively renewable accident and health (b)												
15.2 Non-cancelable accident and health(b)												
15.3 Guaranteed renewable accident and health(b)												
15.4 Non-renewable for stated reasons only (b)												
15.5 Other accident only												
15.6 Medicare Title XVIII exempt from state taxes or fees												
15.7 All other accident and health (b)												
15.8 Federal employees health benefits plan premium (b)												
16. Workers' compensation												
17.1 Other Liability - occurrence												
17.2 Other Liability - claims made												
17.3 Excess workers' compensation												
18. Products liability												
19.1 Private passenger auto no-fault (personal injury protection)												
19.2 Other private passenger auto liability	1,946,717	2,016,350		545,591	1,240,915	1,316,247	994,388	46,638	51,419	24,606	155,257	94,549
19.3 Commercial auto no-fault (personal injury protection)												
19.4 Other commercial auto liability												
21.1 Private passenger auto physical damage	900,246	926,074		241,044	607,574	596,836	67,193		(57)		64,191	43,398
21.2 Commercial auto physical damage												
22. Aircraft (all perils)												
23. Fidelity												
24. Surety												
26. Burglary and theft												
27. Boiler and machinery												
28. Credit												
30. Warranty												
34. Aggregate write-ins for other lines of business												
35. TOTALS (a)	2,846,963	2,942,424		786,635	1,848,489	1,913,083	1,061,581	46,638	51,362	24,606	219,448	137,947
DETAILS OF WRITE-INS												
3401.												
3402.												
3403.												
3498. Summary of remaining write-ins for Line 34 from overflow page												
3499. Totals (Lines 3401 thru 3403 plus 3498)(Line 34 above)												

(a) Finance and service charges not included in Lines 1 to 35 \$ 155,639
(b) For health business on indicated lines report: Number of persons insured under PPO managed care products and number of persons insured under indemnity only products .



ANNUAL STATEMENT FOR THE YEAR 2018 OF THE Bristol West Insurance Company

EXHIBIT OF PREMIUMS AND LOSSES (Statutory Page 14)

NAIC Group Code 0069 BUSINESS IN THE STATE OF Maryland DURING THE YEAR 2018 NAIC Company Code 19658

Line of Business	Gross Premiums, Including Policy and Membership Fees, Less Return Premiums and Premiums on Policies not Taken		3 Dividends Paid or Credited to Policyholders on Direct Business	4 Direct Unearned Premium Reserves	5 Direct Losses Paid (deducting salvage)	6 Direct Losses Incurred	7 Direct Losses Unpaid	8 Direct Defense and Cost Containment Expense Paid	9 Direct Defense and Cost Containment Expense Incurred	10 Direct Defense and Cost Containment Expense Unpaid	11 Commissions and Brokerage Expenses	12 Taxes, Licenses and Fees
	1 Direct Premiums Written	2 Direct Premiums Earned										
1. Fire												
2.1 Allied lines												
2.2 Multiple peril crop												
2.3 Federal flood												
2.4 Private crop												
2.5 Private flood												
3. Farmowners multiple peril												
4. Homeowners multiple peril												
5.1 Commercial multiple peril (non-liability portion)												
5.2 Commercial multiple peril (liability portion)												
6. Mortgage guaranty												
8. Ocean marine												
9. Inland marine												
10. Financial guaranty												
11. Medical professional liability												
12. Earthquake												
13. Group accident and health (b)												
14. Credit accident and health (group and individual)												
15.1 Collectively renewable accident and health (b)												
15.2 Non-cancelable accident and health(b)												
15.3 Guaranteed renewable accident and health(b)												
15.4 Non-renewable for stated reasons only (b)												
15.5 Other accident only												
15.6 Medicare Title XVIII exempt from state taxes or fees												
15.7 All other accident and health (b)												
15.8 Federal employees health benefits plan premium (b)												
16. Workers' compensation												
17.1 Other Liability - occurrence												
17.2 Other Liability - claims made												
17.3 Excess workers' compensation												
18. Products liability												
19.1 Private passenger auto no-fault (personal injury protection)												
19.2 Other private passenger auto liability												
19.3 Commercial auto no-fault (personal injury protection)												
19.4 Other commercial auto liability												
21.1 Private passenger auto physical damage												
21.2 Commercial auto physical damage												
22. Aircraft (all perils)												
23. Fidelity												
24. Surety												
26. Burglary and theft												
27. Boiler and machinery												
28. Credit												
30. Warranty												
34. Aggregate write-ins for other lines of business												
35. TOTALS (a)												
DETAILS OF WRITE-INS												
3401.												
3402.												
3403.												
3498. Summary of remaining write-ins for Line 34 from overflow page												
3499. Totals (Lines 3401 thru 3403 plus 3498)(Line 34 above)												

(a) Finance and service charges not included in Lines 1 to 35 \$

(b) For health business on indicated lines report: Number of persons insured under PPO managed care products and number of persons insured under indemnity only products



ANNUAL STATEMENT FOR THE YEAR 2018 OF THE Bristol West Insurance Company

EXHIBIT OF PREMIUMS AND LOSSES (Statutory Page 14)

NAIC Group Code 0069 BUSINESS IN THE STATE OF Michigan DURING THE YEAR 2018 NAIC Company Code 19658

Line of Business	Gross Premiums, Including Policy and Membership Fees, Less Return Premiums and Premiums on Policies not Taken		3 Dividends Paid or Credited to Policyholders on Direct Business	4 Direct Unearned Premium Reserves	5 Direct Losses Paid (deducting salvage)	6 Direct Losses Incurred	7 Direct Losses Unpaid	8 Direct Defense and Cost Containment Expense Paid	9 Direct Defense and Cost Containment Expense Incurred	10 Direct Defense and Cost Containment Expense Unpaid	11 Commissions and Brokerage Expenses	12 Taxes, Licenses and Fees
	1 Direct Premiums Written	2 Direct Premiums Earned										
1. Fire												
2.1 Allied lines												
2.2 Multiple peril crop												
2.3 Federal flood												
2.4 Private crop												
2.5 Private flood												
3. Farmowners multiple peril												
4. Homeowners multiple peril												
5.1 Commercial multiple peril (non-liability portion)												
5.2 Commercial multiple peril (liability portion)												
6. Mortgage guaranty												
8. Ocean marine												
9. Inland marine												
10. Financial guaranty												
11. Medical professional liability												
12. Earthquake												
13. Group accident and health (b)												
14. Credit accident and health (group and individual)												
15.1 Collectively renewable accident and health (b)												
15.2 Non-cancelable accident and health(b)												
15.3 Guaranteed renewable accident and health(b)												
15.4 Non-renewable for stated reasons only (b)												
15.5 Other accident only												
15.6 Medicare Title XVIII exempt from state taxes or fees												
15.7 All other accident and health (b)												
15.8 Federal employees health benefits plan premium (b)												
16. Workers' compensation												
17.1 Other Liability - occurrence												
17.2 Other Liability - claims made												
17.3 Excess workers' compensation												
18. Products liability												
19.1 Private passenger auto no-fault (personal injury protection)					5,118,891	3,839,515	6,336,492	78,901	(29,694)	114,794	(80)	
19.2 Other private passenger auto liability					126,879	23,082	146,993	6,226	11,053	25,709	(1,758)	250
19.3 Commercial auto no-fault (personal injury protection)												
19.4 Other commercial auto liability												
21.1 Private passenger auto physical damage					(3,866)	(3,710)	.51	(60)	(114)	.54	(49)	
21.2 Commercial auto physical damage												
22. Aircraft (all perils)												
23. Fidelity												
24. Surety												
26. Burglary and theft												
27. Boiler and machinery												
28. Credit												
30. Warranty												
34. Aggregate write-ins for other lines of business												
35. TOTALS (a)					5,241,904	3,858,887	6,483,536	85,067	(18,755)	140,557	(1,887)	250
DETAILS OF WRITE-INS												
3401.												
3402.												
3403.												
3498. Summary of remaining write-ins for Line 34 from overflow page												
3499. Totals (Lines 3401 thru 3403 plus 3498)(Line 34 above)												

(a) Finance and service charges not included in Lines 1 to 35 \$

(b) For health business on indicated lines report: Number of persons insured under PPO managed care products and number of persons insured under indemnity only products



ANNUAL STATEMENT FOR THE YEAR 2018 OF THE Bristol West Insurance Company

EXHIBIT OF PREMIUMS AND LOSSES (Statutory Page 14)

NAIC Group Code 0069 BUSINESS IN THE STATE OF Missouri DURING THE YEAR 2018 NAIC Company Code 19658

Line of Business	Gross Premiums, Including Policy and Membership Fees, Less Return Premiums and Premiums on Policies not Taken		3 Dividends Paid or Credited to Policyholders on Direct Business	4 Direct Unearned Premium Reserves	5 Direct Losses Paid (deducting salvage)	6 Direct Losses Incurred	7 Direct Losses Unpaid	8 Direct Defense and Cost Containment Expense Paid	9 Direct Defense and Cost Containment Expense Incurred	10 Direct Defense and Cost Containment Expense Unpaid	11 Commissions and Brokerage Expenses	12 Taxes, Licenses and Fees
	1 Direct Premiums Written	2 Direct Premiums Earned										
1. Fire												
2.1 Allied lines												
2.2 Multiple peril crop												
2.3 Federal flood												
2.4 Private crop												
2.5 Private flood												
3. Farmowners multiple peril												
4. Homeowners multiple peril												
5.1 Commercial multiple peril (non-liability portion)												
5.2 Commercial multiple peril (liability portion)												
6. Mortgage guaranty												
8. Ocean marine												
9. Inland marine												
10. Financial guaranty												
11. Medical professional liability												
12. Earthquake												
13. Group accident and health (b)												
14. Credit accident and health (group and individual)												
15.1 Collectively renewable accident and health (b)												
15.2 Non-cancelable accident and health(b)												
15.3 Guaranteed renewable accident and health(b)												
15.4 Non-renewable for stated reasons only (b)												
15.5 Other accident only												
15.6 Medicare Title XVIII exempt from state taxes or fees												
15.7 All other accident and health (b)												
15.8 Federal employees health benefits plan premium (b)												
16. Workers' compensation												
17.1 Other Liability - occurrence												
17.2 Other Liability - claims made												
17.3 Excess workers' compensation												
18. Products liability												
19.1 Private passenger auto no-fault (personal injury protection)												
19.2 Other private passenger auto liability	10,508,860	11,349,730		2,587,838	6,690,056	6,114,197	6,787,384	391,957	546,572	442,509	973,265	223,142
19.3 Commercial auto no-fault (personal injury protection)												
19.4 Other commercial auto liability												
21.1 Private passenger auto physical damage	2,665,484	2,986,522		646,345	1,613,466	1,501,093	83,470	1,522	1,709	1,722	231,439	56,171
21.2 Commercial auto physical damage												
22. Aircraft (all perils)												
23. Fidelity												
24. Surety												
26. Burglary and theft												
27. Boiler and machinery												
28. Credit												
30. Warranty												
34. Aggregate write-ins for other lines of business												
35. TOTALS (a)	13,174,344	14,336,252		3,234,183	8,303,522	7,615,290	6,870,854	393,479	548,281	444,231	1,204,704	279,313
DETAILS OF WRITE-INS												
3401.												
3402.												
3403.												
3498. Summary of remaining write-ins for Line 34 from overflow page												
3499. Totals (Lines 3401 thru 3403 plus 3498)(Line 34 above)												

(a) Finance and service charges not included in Lines 1 to 35 \$ 838,480

(b) For health business on indicated lines report: Number of persons insured under PPO managed care products and number of persons insured under indemnity only products



ANNUAL STATEMENT FOR THE YEAR 2018 OF THE Bristol West Insurance Company

EXHIBIT OF PREMIUMS AND LOSSES (Statutory Page 14)

NAIC Group Code 0069 BUSINESS IN THE STATE OF Montana DURING THE YEAR 2018 NAIC Company Code 19658

Line of Business	Gross Premiums, Including Policy and Membership Fees, Less Return Premiums and Premiums on Policies not Taken		3 Dividends Paid or Credited to Policyholders on Direct Business	4 Direct Unearned Premium Reserves	5 Direct Losses Paid (deducting salvage)	6 Direct Losses Incurred	7 Direct Losses Unpaid	8 Direct Defense and Cost Containment Expense Paid	9 Direct Defense and Cost Containment Expense Incurred	10 Direct Defense and Cost Containment Expense Unpaid	11 Commissions and Brokerage Expenses	12 Taxes, Licenses and Fees
	1 Direct Premiums Written	2 Direct Premiums Earned										
1. Fire												
2.1 Allied lines												
2.2 Multiple peril crop												
2.3 Federal flood												
2.4 Private crop												
2.5 Private flood												
3. Farmowners multiple peril												
4. Homeowners multiple peril												
5.1 Commercial multiple peril (non-liability portion)												
5.2 Commercial multiple peril (liability portion)												
6. Mortgage guaranty												
8. Ocean marine												
9. Inland marine												
10. Financial guaranty												
11. Medical professional liability												
12. Earthquake												
13. Group accident and health (b)												
14. Credit accident and health (group and individual)												
15.1 Collectively renewable accident and health (b)												
15.2 Non-cancelable accident and health(b)												
15.3 Guaranteed renewable accident and health(b)												
15.4 Non-renewable for stated reasons only (b)												
15.5 Other accident only												
15.6 Medicare Title XVIII exempt from state taxes or fees												
15.7 All other accident and health (b)												
15.8 Federal employees health benefits plan premium (b)												
16. Workers' compensation												
17.1 Other Liability - occurrence												
17.2 Other Liability - claims made												
17.3 Excess workers' compensation												
18. Products liability												
19.1 Private passenger auto no-fault (personal injury protection)												
19.2 Other private passenger auto liability	2,278,536	2,295,167		566,632	1,150,889	1,038,980	622,650	21,225	15,548	19,698	221,077	68,908
19.3 Commercial auto no-fault (personal injury protection)												
19.4 Other commercial auto liability												
21.1 Private passenger auto physical damage	911,980	903,501		244,945	512,149	512,308	50,477	1,116	2,494	1,551	92,868	27,868
21.2 Commercial auto physical damage												
22. Aircraft (all perils)												
23. Fidelity												
24. Surety												
26. Burglary and theft												
27. Boiler and machinery												
28. Credit												
30. Warranty												
34. Aggregate write-ins for other lines of business												
35. TOTALS (a)	3,190,516	3,198,668		811,577	1,663,038	1,551,288	673,127	22,341	18,042	21,249	313,945	96,776
DETAILS OF WRITE-INS												
3401.												
3402.												
3403.												
3498. Summary of remaining write-ins for Line 34 from overflow page												
3499. Totals (Lines 3401 thru 3403 plus 3498)(Line 34 above)												

(a) Finance and service charges not included in Lines 1 to 35 \$ 139,426
(b) For health business on indicated lines report: Number of persons insured under PPO managed care products and number of persons insured under indemnity only products .



ANNUAL STATEMENT FOR THE YEAR 2018 OF THE Bristol West Insurance Company

EXHIBIT OF PREMIUMS AND LOSSES (Statutory Page 14)

NAIC Group Code 0069 BUSINESS IN THE STATE OF Nebraska DURING THE YEAR 2018 NAIC Company Code 19658

Line of Business	Gross Premiums, Including Policy and Membership Fees, Less Return Premiums and Premiums on Policies not Taken		3 Dividends Paid or Credited to Policyholders on Direct Business	4 Direct Unearned Premium Reserves	5 Direct Losses Paid (deducting salvage)	6 Direct Losses Incurred	7 Direct Losses Unpaid	8 Direct Defense and Cost Containment Expense Paid	9 Direct Defense and Cost Containment Expense Incurred	10 Direct Defense and Cost Containment Expense Unpaid	11 Commissions and Brokerage Expenses	12 Taxes, Licenses and Fees
	1 Direct Premiums Written	2 Direct Premiums Earned										
1. Fire												
2.1 Allied lines												
2.2 Multiple peril crop												
2.3 Federal flood												
2.4 Private crop												
2.5 Private flood												
3. Farmowners multiple peril												
4. Homeowners multiple peril												
5.1 Commercial multiple peril (non-liability portion)												
5.2 Commercial multiple peril (liability portion)												
6. Mortgage guaranty												
8. Ocean marine												
9. Inland marine												
10. Financial guaranty												
11. Medical professional liability												
12. Earthquake												
13. Group accident and health (b)												
14. Credit accident and health (group and individual)												
15.1 Collectively renewable accident and health (b)												
15.2 Non-cancelable accident and health(b)												
15.3 Guaranteed renewable accident and health(b)												
15.4 Non-renewable for stated reasons only (b)												
15.5 Other accident only												
15.6 Medicare Title XVIII exempt from state taxes or fees												
15.7 All other accident and health (b)												
15.8 Federal employees health benefits plan premium (b)												
16. Workers' compensation												
17.1 Other Liability - occurrence												
17.2 Other Liability - claims made												
17.3 Excess workers' compensation												
18. Products liability												
19.1 Private passenger auto no-fault (personal injury protection)												
19.2 Other private passenger auto liability	4,882,013	5,080,548		1,154,062	3,106,063	2,488,290	1,960,140	30,436	10,894	51,572	450,982	101,285
19.3 Commercial auto no-fault (personal injury protection)												
19.4 Other commercial auto liability												
21.1 Private passenger auto physical damage	1,906,940	2,008,030		457,503	1,064,420	1,021,501	74,850	794	451	946	181,478	39,287
21.2 Commercial auto physical damage												
22. Aircraft (all perils)												
23. Fidelity												
24. Surety												
26. Burglary and theft												
27. Boiler and machinery												
28. Credit												
30. Warranty												
34. Aggregate write-ins for other lines of business												
35. TOTALS (a)	6,788,953	7,088,578		1,611,565	4,170,483	3,509,791	2,034,990	31,230	11,345	52,518	632,460	140,572
DETAILS OF WRITE-INS												
3401.												
3402.												
3403.												
3498. Summary of remaining write-ins for Line 34 from overflow page												
3499. Totals (Lines 3401 thru 3403 plus 3498)(Line 34 above)												

(a) Finance and service charges not included in Lines 1 to 35 \$332,391
(b) For health business on indicated lines report: Number of persons insured under PPO managed care products and number of persons insured under indemnity only products



ANNUAL STATEMENT FOR THE YEAR 2018 OF THE Bristol West Insurance Company

EXHIBIT OF PREMIUMS AND LOSSES (Statutory Page 14)

NAIC Group Code 0069 BUSINESS IN THE STATE OF New Hampshire DURING THE YEAR 2018 NAIC Company Code 19658

Line of Business	Gross Premiums, Including Policy and Membership Fees, Less Return Premiums and Premiums on Policies not Taken		3 Dividends Paid or Credited to Policyholders on Direct Business	4 Direct Unearned Premium Reserves	5 Direct Losses Paid (deducting salvage)	6 Direct Losses Incurred	7 Direct Losses Unpaid	8 Direct Defense and Cost Containment Expense Paid	9 Direct Defense and Cost Containment Expense Incurred	10 Direct Defense and Cost Containment Expense Unpaid	11 Commissions and Brokerage Expenses	12 Taxes, Licenses and Fees
	1 Direct Premiums Written	2 Direct Premiums Earned										
1. Fire												
2.1 Allied lines												
2.2 Multiple peril crop												
2.3 Federal flood												
2.4 Private crop												
2.5 Private flood												
3. Farmowners multiple peril												
4. Homeowners multiple peril												
5.1 Commercial multiple peril (non-liability portion)												
5.2 Commercial multiple peril (liability portion)												
6. Mortgage guaranty												
8. Ocean marine												
9. Inland marine												
10. Financial guaranty												
11. Medical professional liability												
12. Earthquake												
13. Group accident and health (b)												
14. Credit accident and health (group and individual)												
15.1 Collectively renewable accident and health (b)												
15.2 Non-cancelable accident and health(b)												
15.3 Guaranteed renewable accident and health(b)												
15.4 Non-renewable for stated reasons only (b)												
15.5 Other accident only												
15.6 Medicare Title XVIII exempt from state taxes or fees												
15.7 All other accident and health (b)												
15.8 Federal employees health benefits plan premium (b)												
16. Workers' compensation												
17.1 Other Liability - occurrence												
17.2 Other Liability - claims made												
17.3 Excess workers' compensation												
18. Products liability												
19.1 Private passenger auto no-fault (personal injury protection)												
19.2 Other private passenger auto liability	531,815	538,686		149,195	320,520	106,944	252,436	24,531	19,708	13,537	28,791	21,772
19.3 Commercial auto no-fault (personal injury protection)												
19.4 Other commercial auto liability												
21.1 Private passenger auto physical damage	370,578	369,787		106,756	206,865	208,633	11,091		(15)		20,745	14,850
21.2 Commercial auto physical damage												
22. Aircraft (all perils)												
23. Fidelity												
24. Surety												
26. Burglary and theft												
27. Boiler and machinery												
28. Credit												
30. Warranty												
34. Aggregate write-ins for other lines of business												
35. TOTALS (a)	902,393	908,473		255,951	527,385	315,577	263,527	24,531	19,693	13,537	49,536	36,622
DETAILS OF WRITE-INS												
3401.												
3402.												
3403.												
3498. Summary of remaining write-ins for Line 34 from overflow page												
3499. Totals (Lines 3401 thru 3403 plus 3498)(Line 34 above)												

(a) Finance and service charges not included in Lines 1 to 35 \$ 40,733
(b) For health business on indicated lines report: Number of persons insured under PPO managed care products and number of persons insured under indemnity only products .



ANNUAL STATEMENT FOR THE YEAR 2018 OF THE Bristol West Insurance Company

EXHIBIT OF PREMIUMS AND LOSSES (Statutory Page 14)

NAIC Group Code 0069 BUSINESS IN THE STATE OF New Mexico DURING THE YEAR 2018 NAIC Company Code 19658

Line of Business	Gross Premiums, Including Policy and Membership Fees, Less Return Premiums and Premiums on Policies not Taken		3 Dividends Paid or Credited to Policyholders on Direct Business	4 Direct Unearned Premium Reserves	5 Direct Losses Paid (deducting salvage)	6 Direct Losses Incurred	7 Direct Losses Unpaid	8 Direct Defense and Cost Containment Expense Paid	9 Direct Defense and Cost Containment Expense Incurred	10 Direct Defense and Cost Containment Expense Unpaid	11 Commissions and Brokerage Expenses	12 Taxes, Licenses and Fees
	1 Direct Premiums Written	2 Direct Premiums Earned										
1. Fire												
2.1 Allied lines												
2.2 Multiple peril crop												
2.3 Federal flood												
2.4 Private crop												
2.5 Private flood												
3. Farmowners multiple peril												
4. Homeowners multiple peril												
5.1 Commercial multiple peril (non-liability portion)												
5.2 Commercial multiple peril (liability portion)												
6. Mortgage guaranty												
8. Ocean marine												
9. Inland marine												
10. Financial guaranty												
11. Medical professional liability												
12. Earthquake												
13. Group accident and health (b)												
14. Credit accident and health (group and individual)												
15.1 Collectively renewable accident and health (b)												
15.2 Non-cancelable accident and health(b)												
15.3 Guaranteed renewable accident and health(b)												
15.4 Non-renewable for stated reasons only (b)												
15.5 Other accident only												
15.6 Medicare Title XVIII exempt from state taxes or fees												
15.7 All other accident and health (b)												
15.8 Federal employees health benefits plan premium (b)												
16. Workers' compensation												
17.1 Other Liability - occurrence												
17.2 Other Liability - claims made												
17.3 Excess workers' compensation												
18. Products liability												
19.1 Private passenger auto no-fault (personal injury protection)												
19.2 Other private passenger auto liability	7,857,992	7,709,290		2,047,853	3,144,696	4,664,191	3,690,834	121,659	247,584	232,814	700,875	334,671
19.3 Commercial auto no-fault (personal injury protection)												
19.4 Other commercial auto liability												
21.1 Private passenger auto physical damage	3,177,254	3,045,399		862,462	1,444,909	1,385,492	93,023	27,251	27,077	5,147	277,096	108,433
21.2 Commercial auto physical damage												
22. Aircraft (all perils)												
23. Fidelity												
24. Surety												
26. Burglary and theft												
27. Boiler and machinery												
28. Credit												
30. Warranty												
34. Aggregate write-ins for other lines of business												
35. TOTALS (a)	11,035,246	10,754,689		2,910,315	4,589,605	6,049,683	3,783,857	148,910	274,661	237,961	977,971	443,104
DETAILS OF WRITE-INS												
3401.												
3402.												
3403.												
3498. Summary of remaining write-ins for Line 34 from overflow page												
3499. Totals (Lines 3401 thru 3403 plus 3498)(Line 34 above)												

(a) Finance and service charges not included in Lines 1 to 35 \$601,888
(b) For health business on indicated lines report: Number of persons insured under PPO managed care products and number of persons insured under indemnity only products



ANNUAL STATEMENT FOR THE YEAR 2018 OF THE Bristol West Insurance Company

EXHIBIT OF PREMIUMS AND LOSSES (Statutory Page 14)

NAIC Group Code 0069 BUSINESS IN THE STATE OF North Dakota DURING THE YEAR 2018 NAIC Company Code 19658

Line of Business	Gross Premiums, Including Policy and Membership Fees, Less Return Premiums and Premiums on Policies not Taken		3 Dividends Paid or Credited to Policyholders on Direct Business	4 Direct Unearned Premium Reserves	5 Direct Losses Paid (deducting salvage)	6 Direct Losses Incurred	7 Direct Losses Unpaid	8 Direct Defense and Cost Containment Expense Paid	9 Direct Defense and Cost Containment Expense Incurred	10 Direct Defense and Cost Containment Expense Unpaid	11 Commissions and Brokerage Expenses	12 Taxes, Licenses and Fees
	1 Direct Premiums Written	2 Direct Premiums Earned										
1. Fire												
2.1 Allied lines												
2.2 Multiple peril crop												
2.3 Federal flood												
2.4 Private crop												
2.5 Private flood												
3. Farmowners multiple peril												
4. Homeowners multiple peril												
5.1 Commercial multiple peril (non-liability portion)												
5.2 Commercial multiple peril (liability portion)												
6. Mortgage guaranty												
8. Ocean marine												
9. Inland marine												
10. Financial guaranty												
11. Medical professional liability												
12. Earthquake												
13. Group accident and health (b)												
14. Credit accident and health (group and individual)												
15.1 Collectively renewable accident and health (b)												
15.2 Non-cancelable accident and health(b)												
15.3 Guaranteed renewable accident and health(b)												
15.4 Non-renewable for stated reasons only (b)												
15.5 Other accident only												
15.6 Medicare Title XVIII exempt from state taxes or fees												
15.7 All other accident and health (b)												
15.8 Federal employees health benefits plan premium (b)												
16. Workers' compensation												
17.1 Other Liability - occurrence												
17.2 Other Liability - claims made												
17.3 Excess workers' compensation												
18. Products liability												
19.1 Private passenger auto no-fault (personal injury protection)	283,727	284,574		72,457	133,933	119,376	41,907	6,005	5,802	2,192	26,623	5,991
19.2 Other private passenger auto liability	1,130,040	1,114,631		267,954	459,193	295,010	329,791	13,226	15,432	7,853	100,846	36,565
19.3 Commercial auto no-fault (personal injury protection)												
19.4 Other commercial auto liability												
21.1 Private passenger auto physical damage	733,657	700,093		201,601	312,645	329,533	45,172				68,361	15,360
21.2 Commercial auto physical damage												
22. Aircraft (all perils)												
23. Fidelity												
24. Surety												
26. Burglary and theft												
27. Boiler and machinery												
28. Credit												
30. Warranty												
34. Aggregate write-ins for other lines of business												
35. TOTALS (a)	2,147,424	2,099,298		542,012	905,771	743,919	416,870	19,231	21,234	10,045	195,830	57,916
DETAILS OF WRITE-INS												
3401.												
3402.												
3403.												
3498. Summary of remaining write-ins for Line 34 from overflow page												
3499. Totals (Lines 3401 thru 3403 plus 3498)(Line 34 above)												

(a) Finance and service charges not included in Lines 1 to 35 \$ 90,496

(b) For health business on indicated lines report: Number of persons insured under PPO managed care products and number of persons insured under indemnity only products



ANNUAL STATEMENT FOR THE YEAR 2018 OF THE Bristol West Insurance Company

EXHIBIT OF PREMIUMS AND LOSSES (Statutory Page 14)

NAIC Group Code 0069 BUSINESS IN THE STATE OF Ohio DURING THE YEAR 2018 NAIC Company Code 19658

Line of Business	Gross Premiums, Including Policy and Membership Fees, Less Return Premiums and Premiums on Policies not Taken		3 Dividends Paid or Credited to Policyholders on Direct Business	4 Direct Unearned Premium Reserves	5 Direct Losses Paid (deducting salvage)	6 Direct Losses Incurred	7 Direct Losses Unpaid	8 Direct Defense and Cost Containment Expense Paid	9 Direct Defense and Cost Containment Expense Incurred	10 Direct Defense and Cost Containment Expense Unpaid	11 Commissions and Brokerage Expenses	12 Taxes, Licenses and Fees
	1 Direct Premiums Written	2 Direct Premiums Earned										
1. Fire												
2.1 Allied lines												
2.2 Multiple peril crop												
2.3 Federal flood												
2.4 Private crop												
2.5 Private flood												
3. Farmowners multiple peril												
4. Homeowners multiple peril												
5.1 Commercial multiple peril (non-liability portion)												
5.2 Commercial multiple peril (liability portion)												
6. Mortgage guaranty												
8. Ocean marine												
9. Inland marine												
10. Financial guaranty												
11. Medical professional liability												
12. Earthquake												
13. Group accident and health (b)												
14. Credit accident and health (group and individual)												
15.1 Collectively renewable accident and health (b)												
15.2 Non-cancelable accident and health(b)												
15.3 Guaranteed renewable accident and health(b)												
15.4 Non-renewable for stated reasons only (b)												
15.5 Other accident only												
15.6 Medicare Title XVIII exempt from state taxes or fees												
15.7 All other accident and health (b)												
15.8 Federal employees health benefits plan premium (b)												
16. Workers' compensation												
17.1 Other Liability - occurrence												
17.2 Other Liability - claims made												
17.3 Excess workers' compensation												
18. Products liability												
19.1 Private passenger auto no-fault (personal injury protection)												
19.2 Other private passenger auto liability	282,710	317,151		76,090	184,209	69,232	151,573	30,953	13,124	32,373	28,311	24,374
19.3 Commercial auto no-fault (personal injury protection)												
19.4 Other commercial auto liability												
21.1 Private passenger auto physical damage	143,363	159,115		40,202	54,775	55,902	4,300		(59)	8	14,579	12,031
21.2 Commercial auto physical damage												
22. Aircraft (all perils)												
23. Fidelity												
24. Surety												
26. Burglary and theft												
27. Boiler and machinery												
28. Credit												
30. Warranty												
34. Aggregate write-ins for other lines of business												
35. TOTALS (a)	426,073	476,266		116,292	238,984	125,134	155,873	30,953	13,065	32,381	42,890	36,405
DETAILS OF WRITE-INS												
3401.												
3402.												
3403.												
3498. Summary of remaining write-ins for Line 34 from overflow page												
3499. Totals (Lines 3401 thru 3403 plus 3498)(Line 34 above)												

(a) Finance and service charges not included in Lines 1 to 35 \$19,189

(b) For health business on indicated lines report: Number of persons insured under PPO managed care products and number of persons insured under indemnity only products



ANNUAL STATEMENT FOR THE YEAR 2018 OF THE Bristol West Insurance Company

EXHIBIT OF PREMIUMS AND LOSSES (Statutory Page 14)

NAIC Group Code 0069 BUSINESS IN THE STATE OF Oklahoma DURING THE YEAR 2018 NAIC Company Code 19658

Line of Business	Gross Premiums, Including Policy and Membership Fees, Less Return Premiums and Premiums on Policies not Taken		3 Dividends Paid or Credited to Policyholders on Direct Business	4 Direct Unearned Premium Reserves	5 Direct Losses Paid (deducting salvage)	6 Direct Losses Incurred	7 Direct Losses Unpaid	8 Direct Defense and Cost Containment Expense Paid	9 Direct Defense and Cost Containment Expense Incurred	10 Direct Defense and Cost Containment Expense Unpaid	11 Commissions and Brokerage Expenses	12 Taxes, Licenses and Fees
	1 Direct Premiums Written	2 Direct Premiums Earned										
1. Fire												
2.1 Allied lines												
2.2 Multiple peril crop												
2.3 Federal flood												
2.4 Private crop												
2.5 Private flood												
3. Farmowners multiple peril												
4. Homeowners multiple peril												
5.1 Commercial multiple peril (non-liability portion)												
5.2 Commercial multiple peril (liability portion)												
6. Mortgage guaranty												
8. Ocean marine												
9. Inland marine												
10. Financial guaranty												
11. Medical professional liability												
12. Earthquake												
13. Group accident and health (b)												
14. Credit accident and health (group and individual)												
15.1 Collectively renewable accident and health (b)												
15.2 Non-cancelable accident and health(b)												
15.3 Guaranteed renewable accident and health(b)												
15.4 Non-renewable for stated reasons only (b)												
15.5 Other accident only												
15.6 Medicare Title XVIII exempt from state taxes or fees												
15.7 All other accident and health (b)												
15.8 Federal employees health benefits plan premium (b)												
16. Workers' compensation												
17.1 Other Liability - occurrence												
17.2 Other Liability - claims made												
17.3 Excess workers' compensation												
18. Products liability												
19.1 Private passenger auto no-fault (personal injury protection)												
19.2 Other private passenger auto liability	7,347,534	7,424,857		1,861,084	3,122,204	3,127,878	2,941,831	305,219	334,585	370,453	695,431	295,304
19.3 Commercial auto no-fault (personal injury protection)												
19.4 Other commercial auto liability												
21.1 Private passenger auto physical damage	2,392,281	2,452,634		621,837	820,974	842,733	74,446	4,764	4,504	1,639	231,567	97,869
21.2 Commercial auto physical damage												
22. Aircraft (all perils)												
23. Fidelity												
24. Surety												
26. Burglary and theft												
27. Boiler and machinery												
28. Credit												
30. Warranty												
34. Aggregate write-ins for other lines of business												
35. TOTALS (a)	9,739,815	9,877,491		2,482,921	3,943,178	3,970,611	3,016,277	309,983	339,089	372,092	926,998	393,173
DETAILS OF WRITE-INS												
3401.												
3402.												
3403.												
3498. Summary of remaining write-ins for Line 34 from overflow page												
3499. Totals (Lines 3401 thru 3403 plus 3498)(Line 34 above)												

(a) Finance and service charges not included in Lines 1 to 35 \$ 962,426

(b) For health business on indicated lines report: Number of persons insured under PPO managed care products and number of persons insured under indemnity only products



ANNUAL STATEMENT FOR THE YEAR 2018 OF THE Bristol West Insurance Company

EXHIBIT OF PREMIUMS AND LOSSES (Statutory Page 14)

NAIC Group Code 0069 BUSINESS IN THE STATE OF Oregon DURING THE YEAR 2018 NAIC Company Code 19658

Line of Business	Gross Premiums, Including Policy and Membership Fees, Less Return Premiums and Premiums on Policies not Taken		3 Dividends Paid or Credited to Policyholders on Direct Business	4 Direct Unearned Premium Reserves	5 Direct Losses Paid (deducting salvage)	6 Direct Losses Incurred	7 Direct Losses Unpaid	8 Direct Defense and Cost Containment Expense Paid	9 Direct Defense and Cost Containment Expense Incurred	10 Direct Defense and Cost Containment Expense Unpaid	11 Commissions and Brokerage Expenses	12 Taxes, Licenses and Fees
	1 Direct Premiums Written	2 Direct Premiums Earned										
1. Fire												
2.1 Allied lines												
2.2 Multiple peril crop												
2.3 Federal flood												
2.4 Private crop												
2.5 Private flood												
3. Farmowners multiple peril												
4. Homeowners multiple peril												
5.1 Commercial multiple peril (non-liability portion)												
5.2 Commercial multiple peril (liability portion)												
6. Mortgage guaranty												
8. Ocean marine												
9. Inland marine												
10. Financial guaranty												
11. Medical professional liability												
12. Earthquake												
13. Group accident and health (b)												
14. Credit accident and health (group and individual)												
15.1 Collectively renewable accident and health (b)												
15.2 Non-cancelable accident and health(b)												
15.3 Guaranteed renewable accident and health(b)												
15.4 Non-renewable for stated reasons only (b)												
15.5 Other accident only												
15.6 Medicare Title XVIII exempt from state taxes or fees												
15.7 All other accident and health (b)												
15.8 Federal employees health benefits plan premium (b)												
16. Workers' compensation												
17.1 Other Liability - occurrence												
17.2 Other Liability - claims made												
17.3 Excess workers' compensation												
18. Products liability												
19.1 Private passenger auto no-fault (personal injury protection)												
19.2 Other private passenger auto liability												
19.3 Commercial auto no-fault (personal injury protection)												
19.4 Other commercial auto liability												
21.1 Private passenger auto physical damage												
21.2 Commercial auto physical damage												
22. Aircraft (all perils)												
23. Fidelity												
24. Surety												
26. Burglary and theft												
27. Boiler and machinery												
28. Credit												
30. Warranty												
34. Aggregate write-ins for other lines of business												
35. TOTALS (a)												
DETAILS OF WRITE-INS												
3401.												
3402.												
3403.												
3498. Summary of remaining write-ins for Line 34 from overflow page												
3499. Totals (Lines 3401 thru 3403 plus 3498)(Line 34 above)												

(a) Finance and service charges not included in Lines 1 to 35 \$
(b) For health business on indicated lines report: Number of persons insured under PPO managed care products and number of persons insured under indemnity only products



ANNUAL STATEMENT FOR THE YEAR 2018 OF THE Bristol West Insurance Company

EXHIBIT OF PREMIUMS AND LOSSES (Statutory Page 14)

NAIC Group Code 0069 BUSINESS IN THE STATE OF Pennsylvania DURING THE YEAR 2018 NAIC Company Code 19658

Line of Business	Gross Premiums, Including Policy and Membership Fees, Less Return Premiums and Premiums on Policies not Taken		3 Dividends Paid or Credited to Policyholders on Direct Business	4 Direct Unearned Premium Reserves	5 Direct Losses Paid (deducting salvage)	6 Direct Losses Incurred	7 Direct Losses Unpaid	8 Direct Defense and Cost Containment Expense Paid	9 Direct Defense and Cost Containment Expense Incurred	10 Direct Defense and Cost Containment Expense Unpaid	11 Commissions and Brokerage Expenses	12 Taxes, Licenses and Fees
	1 Direct Premiums Written	2 Direct Premiums Earned										
1. Fire												
2.1 Allied lines												
2.2 Multiple peril crop												
2.3 Federal flood												
2.4 Private crop												
2.5 Private flood												
3. Farmowners multiple peril												
4. Homeowners multiple peril												
5.1 Commercial multiple peril (non-liability portion)												
5.2 Commercial multiple peril (liability portion)												
6. Mortgage guaranty												
8. Ocean marine												
9. Inland marine												
10. Financial guaranty												
11. Medical professional liability												
12. Earthquake												
13. Group accident and health (b)												
14. Credit accident and health (group and individual)												
15.1 Collectively renewable accident and health (b)												
15.2 Non-cancelable accident and health(b)												
15.3 Guaranteed renewable accident and health(b)												
15.4 Non-renewable for stated reasons only (b)												
15.5 Other accident only												
15.6 Medicare Title XVIII exempt from state taxes or fees												
15.7 All other accident and health (b)												
15.8 Federal employees health benefits plan premium (b)												
16. Workers' compensation												
17.1 Other Liability - occurrence												
17.2 Other Liability - claims made												
17.3 Excess workers' compensation												
18. Products liability												
19.1 Private passenger auto no-fault (personal injury protection)	9,715,520	8,295,945		2,792,060	3,381,661	4,237,631	1,922,961	138,754	174,688	126,460	917,258	249,345
19.2 Other private passenger auto liability	39,327,186	34,726,769		10,559,858	12,171,957	17,621,065	14,628,633	457,039	797,604	1,517,290	3,510,625	1,038,978
19.3 Commercial auto no-fault (personal injury protection)												
19.4 Other commercial auto liability												
21.1 Private passenger auto physical damage	15,991,813	15,319,921		4,292,590	10,023,414	10,120,569	623,827	14,737	15,742	5,733	1,416,789	424,647
21.2 Commercial auto physical damage												
22. Aircraft (all perils)												
23. Fidelity												
24. Surety												
26. Burglary and theft												
27. Boiler and machinery												
28. Credit												
30. Warranty												
34. Aggregate write-ins for other lines of business												
35. TOTALS (a)	65,034,519	58,342,635		17,644,508	25,577,032	31,979,265	17,175,421	610,530	988,034	1,649,483	5,844,672	1,712,970
DETAILS OF WRITE-INS												
3401.												
3402.												
3403.												
3498. Summary of remaining write-ins for Line 34 from overflow page												
3499. Totals (Lines 3401 thru 3403 plus 3498)(Line 34 above)												

(a) Finance and service charges not included in Lines 1 to 35 \$ 3,820,646
(b) For health business on indicated lines report: Number of persons insured under PPO managed care products and number of persons insured under indemnity only products



ANNUAL STATEMENT FOR THE YEAR 2018 OF THE Bristol West Insurance Company

EXHIBIT OF PREMIUMS AND LOSSES (Statutory Page 14)

NAIC Group Code 0069 BUSINESS IN THE STATE OF Rhode Island DURING THE YEAR 2018 NAIC Company Code 19658

Line of Business	Gross Premiums, Including Policy and Membership Fees, Less Return Premiums and Premiums on Policies not Taken		3 Dividends Paid or Credited to Policyholders on Direct Business	4 Direct Unearned Premium Reserves	5 Direct Losses Paid (deducting salvage)	6 Direct Losses Incurred	7 Direct Losses Unpaid	8 Direct Defense and Cost Containment Expense Paid	9 Direct Defense and Cost Containment Expense Incurred	10 Direct Defense and Cost Containment Expense Unpaid	11 Commissions and Brokerage Expenses	12 Taxes, Licenses and Fees
	1 Direct Premiums Written	2 Direct Premiums Earned										
1. Fire												
2.1 Allied lines												
2.2 Multiple peril crop												
2.3 Federal flood												
2.4 Private crop												
2.5 Private flood												
3. Farmowners multiple peril												
4. Homeowners multiple peril												
5.1 Commercial multiple peril (non-liability portion)												
5.2 Commercial multiple peril (liability portion)												
6. Mortgage guaranty												
8. Ocean marine												
9. Inland marine												
10. Financial guaranty												
11. Medical professional liability												
12. Earthquake												
13. Group accident and health (b)												
14. Credit accident and health (group and individual)												
15.1 Collectively renewable accident and health (b)												
15.2 Non-cancelable accident and health(b)												
15.3 Guaranteed renewable accident and health(b)												
15.4 Non-renewable for stated reasons only (b)												
15.5 Other accident only												
15.6 Medicare Title XVIII exempt from state taxes or fees												
15.7 All other accident and health (b)												
15.8 Federal employees health benefits plan premium (b)												
16. Workers' compensation												
17.1 Other Liability - occurrence												
17.2 Other Liability - claims made												
17.3 Excess workers' compensation												
18. Products liability												
19.1 Private passenger auto no-fault (personal injury protection)												
19.2 Other private passenger auto liability												
19.3 Commercial auto no-fault (personal injury protection)												
19.4 Other commercial auto liability												
21.1 Private passenger auto physical damage												
21.2 Commercial auto physical damage												
22. Aircraft (all perils)												
23. Fidelity												
24. Surety												
26. Burglary and theft												
27. Boiler and machinery												
28. Credit												
30. Warranty												
34. Aggregate write-ins for other lines of business												
35. TOTALS (a)												
DETAILS OF WRITE-INS												
3401.												
3402.												
3403.												
3498. Summary of remaining write-ins for Line 34 from overflow page												
3499. Totals (Lines 3401 thru 3403 plus 3498)(Line 34 above)												

(a) Finance and service charges not included in Lines 1 to 35 \$
(b) For health business on indicated lines report: Number of persons insured under PPO managed care products and number of persons insured under indemnity only products



ANNUAL STATEMENT FOR THE YEAR 2018 OF THE Bristol West Insurance Company

EXHIBIT OF PREMIUMS AND LOSSES (Statutory Page 14)

NAIC Group Code 0069 BUSINESS IN THE STATE OF South Carolina DURING THE YEAR 2018 NAIC Company Code 19658

Line of Business	Gross Premiums, Including Policy and Membership Fees, Less Return Premiums and Premiums on Policies not Taken		3 Dividends Paid or Credited to Policyholders on Direct Business	4 Direct Unearned Premium Reserves	5 Direct Losses Paid (deducting salvage)	6 Direct Losses Incurred	7 Direct Losses Unpaid	8 Direct Defense and Cost Containment Expense Paid	9 Direct Defense and Cost Containment Expense Incurred	10 Direct Defense and Cost Containment Expense Unpaid	11 Commissions and Brokerage Expenses	12 Taxes, Licenses and Fees
	1 Direct Premiums Written	2 Direct Premiums Earned										
1. Fire												
2.1 Allied lines												
2.2 Multiple peril crop												
2.3 Federal flood												
2.4. Private crop												
2.5 Private flood												
3. Farmowners multiple peril												
4. Homeowners multiple peril												
5.1 Commercial multiple peril (non-liability portion)												
5.2 Commercial multiple peril (liability portion)												
6. Mortgage guaranty												
8. Ocean marine												
9. Inland marine												
10. Financial guaranty												
11. Medical professional liability												
12. Earthquake												
13. Group accident and health (b)												
14. Credit accident and health (group and individual)												
15.1 Collectively renewable accident and health (b)												
15.2 Non-cancelable accident and health(b)												
15.3 Guaranteed renewable accident and health(b)												
15.4 Non-renewable for stated reasons only (b)												
15.5 Other accident only												
15.6 Medicare Title XVIII exempt from state taxes or fees												
15.7 All other accident and health (b)												
15.8 Federal employees health benefits plan premium (b)												
16. Workers' compensation												
17.1 Other Liability - occurrence												
17.2 Other Liability - claims made												
17.3 Excess workers' compensation												
18. Products liability												
19.1 Private passenger auto no-fault (personal injury protection)												
19.2 Other private passenger auto liability	7,399,477	6,823,684		2,197,469	4,025,303	4,432,045	3,379,333	60,603	39,823	156,283	653,480	368,019
19.3 Commercial auto no-fault (personal injury protection)												
19.4 Other commercial auto liability												
21.1 Private passenger auto physical damage	1,914,033	1,784,571		577,816	950,353	961,858	101,209	1,688	1,042	785	171,727	94,121
21.2 Commercial auto physical damage												
22. Aircraft (all perils)												
23. Fidelity												
24. Surety												
26. Burglary and theft												
27. Boiler and machinery												
28. Credit												
30. Warranty												
34. Aggregate write-ins for other lines of business												
35. TOTALS (a)	9,313,510	8,608,255		2,775,285	4,975,656	5,393,903	3,480,542	62,291	40,865	157,068	825,207	462,140
DETAILS OF WRITE-INS												
3401.												
3402.												
3403.												
3498. Summary of remaining write-ins for Line 34 from overflow page												
3499. Totals (Lines 3401 thru 3403 plus 3498)(Line 34 above)												

(a) Finance and service charges not included in Lines 1 to 35 \$ 349,486
(b) For health business on indicated lines report: Number of persons insured under PPO managed care products and number of persons insured under indemnity only products .



ANNUAL STATEMENT FOR THE YEAR 2018 OF THE Bristol West Insurance Company

EXHIBIT OF PREMIUMS AND LOSSES (Statutory Page 14)

NAIC Group Code 0069 BUSINESS IN THE STATE OF South Dakota DURING THE YEAR 2018 NAIC Company Code 19658

Line of Business	Gross Premiums, Including Policy and Membership Fees, Less Return Premiums and Premiums on Policies not Taken		3 Dividends Paid or Credited to Policyholders on Direct Business	4 Direct Unearned Premium Reserves	5 Direct Losses Paid (deducting salvage)	6 Direct Losses Incurred	7 Direct Losses Unpaid	8 Direct Defense and Cost Containment Expense Paid	9 Direct Defense and Cost Containment Expense Incurred	10 Direct Defense and Cost Containment Expense Unpaid	11 Commissions and Brokerage Expenses	12 Taxes, Licenses and Fees
	1 Direct Premiums Written	2 Direct Premiums Earned										
1. Fire												
2.1 Allied lines												
2.2 Multiple peril crop												
2.3 Federal flood												
2.4 Private crop												
2.5 Private flood												
3. Farmowners multiple peril												
4. Homeowners multiple peril												
5.1 Commercial multiple peril (non-liability portion)												
5.2 Commercial multiple peril (liability portion)												
6. Mortgage guaranty												
8. Ocean marine												
9. Inland marine												
10. Financial guaranty												
11. Medical professional liability												
12. Earthquake												
13. Group accident and health (b)												
14. Credit accident and health (group and individual)												
15.1 Collectively renewable accident and health (b)												
15.2 Non-cancelable accident and health(b)												
15.3 Guaranteed renewable accident and health(b)												
15.4 Non-renewable for stated reasons only (b)												
15.5 Other accident only												
15.6 Medicare Title XVIII exempt from state taxes or fees												
15.7 All other accident and health (b)												
15.8 Federal employees health benefits plan premium (b)												
16. Workers' compensation												
17.1 Other Liability - occurrence												
17.2 Other Liability - claims made												
17.3 Excess workers' compensation												
18. Products liability												
19.1 Private passenger auto no-fault (personal injury protection)	495	486		175							45	16
19.2 Other private passenger auto liability	1,094,164	1,099,412		276,786	386,100	418,301	412,990	1,913	(6,972)	29,929	104,741	46,005
19.3 Commercial auto no-fault (personal injury protection)												
19.4 Other commercial auto liability												
21.1 Private passenger auto physical damage	598,302	598,598		145,573	564,485	563,867	24,776		(15)	41	58,781	25,170
21.2 Commercial auto physical damage												
22. Aircraft (all perils)												
23. Fidelity												
24. Surety												
26. Burglary and theft												
27. Boiler and machinery												
28. Credit												
30. Warranty												
34. Aggregate write-ins for other lines of business												
35. TOTALS (a)	1,692,961	1,698,496		422,534	950,585	982,168	437,766	1,913	(6,987)	29,970	163,567	71,191
DETAILS OF WRITE-INS												
3401.												
3402.												
3403.												
3498. Summary of remaining write-ins for Line 34 from overflow page												
3499. Totals (Lines 3401 thru 3403 plus 3498)(Line 34 above)												

(a) Finance and service charges not included in Lines 1 to 35 \$ 61,296
(b) For health business on indicated lines report: Number of persons insured under PPO managed care products and number of persons insured under indemnity only products .



ANNUAL STATEMENT FOR THE YEAR 2018 OF THE Bristol West Insurance Company

EXHIBIT OF PREMIUMS AND LOSSES (Statutory Page 14)

NAIC Group Code 0069 BUSINESS IN THE STATE OF Tennessee DURING THE YEAR 2018 NAIC Company Code 19658

Line of Business	Gross Premiums, Including Policy and Membership Fees, Less Return Premiums and Premiums on Policies not Taken		3 Dividends Paid or Credited to Policyholders on Direct Business	4 Direct Unearned Premium Reserves	5 Direct Losses Paid (deducting salvage)	6 Direct Losses Incurred	7 Direct Losses Unpaid	8 Direct Defense and Cost Containment Expense Paid	9 Direct Defense and Cost Containment Expense Incurred	10 Direct Defense and Cost Containment Expense Unpaid	11 Commissions and Brokerage Expenses	12 Taxes, Licenses and Fees
	1 Direct Premiums Written	2 Direct Premiums Earned										
1. Fire												
2.1 Allied lines												
2.2 Multiple peril crop												
2.3 Federal flood												
2.4 Private crop												
2.5 Private flood												
3. Farmowners multiple peril												
4. Homeowners multiple peril												
5.1 Commercial multiple peril (non-liability portion)												
5.2 Commercial multiple peril (liability portion)												
6. Mortgage guaranty												
8. Ocean marine												
9. Inland marine												
10. Financial guaranty												
11. Medical professional liability												
12. Earthquake												
13. Group accident and health (b)												
14. Credit accident and health (group and individual)												
15.1 Collectively renewable accident and health (b)												
15.2 Non-cancelable accident and health(b)												
15.3 Guaranteed renewable accident and health(b)												
15.4 Non-renewable for stated reasons only (b)												
15.5 Other accident only												
15.6 Medicare Title XVIII exempt from state taxes or fees												
15.7 All other accident and health (b)												
15.8 Federal employees health benefits plan premium (b)												
16. Workers' compensation												
17.1 Other Liability - occurrence												
17.2 Other Liability - claims made												
17.3 Excess workers' compensation												
18. Products liability												
19.1 Private passenger auto no-fault (personal injury protection)												
19.2 Other private passenger auto liability												
19.3 Commercial auto no-fault (personal injury protection)												
19.4 Other commercial auto liability												
21.1 Private passenger auto physical damage												
21.2 Commercial auto physical damage												
22. Aircraft (all perils)												
23. Fidelity												
24. Surety												
26. Burglary and theft												
27. Boiler and machinery												
28. Credit												
30. Warranty												
34. Aggregate write-ins for other lines of business												
35. TOTALS (a)												
DETAILS OF WRITE-INS												
3401.												
3402.												
3403.												
3498. Summary of remaining write-ins for Line 34 from overflow page												
3499. Totals (Lines 3401 thru 3403 plus 3498)(Line 34 above)												

(a) Finance and service charges not included in Lines 1 to 35 \$
(b) For health business on indicated lines report: Number of persons insured under PPO managed care products and number of persons insured under indemnity only products



ANNUAL STATEMENT FOR THE YEAR 2018 OF THE Bristol West Insurance Company

EXHIBIT OF PREMIUMS AND LOSSES (Statutory Page 14)

NAIC Group Code 0069 BUSINESS IN THE STATE OF Utah DURING THE YEAR 2018 NAIC Company Code 19658

Line of Business	Gross Premiums, Including Policy and Membership Fees, Less Return Premiums and Premiums on Policies not Taken		3 Dividends Paid or Credited to Policyholders on Direct Business	4 Direct Unearned Premium Reserves	5 Direct Losses Paid (deducting salvage)	6 Direct Losses Incurred	7 Direct Losses Unpaid	8 Direct Defense and Cost Containment Expense Paid	9 Direct Defense and Cost Containment Expense Incurred	10 Direct Defense and Cost Containment Expense Unpaid	11 Commissions and Brokerage Expenses	12 Taxes, Licenses and Fees
	1 Direct Premiums Written	2 Direct Premiums Earned										
1. Fire												
2.1 Allied lines												
2.2 Multiple peril crop												
2.3 Federal flood												
2.4 Private crop												
2.5 Private flood												
3. Farmowners multiple peril												
4. Homeowners multiple peril												
5.1 Commercial multiple peril (non-liability portion)												
5.2 Commercial multiple peril (liability portion)												
6. Mortgage guaranty												
8. Ocean marine												
9. Inland marine												
10. Financial guaranty												
11. Medical professional liability												
12. Earthquake												
13. Group accident and health (b)												
14. Credit accident and health (group and individual)												
15.1 Collectively renewable accident and health (b)												
15.2 Non-cancelable accident and health(b)												
15.3 Guaranteed renewable accident and health(b)												
15.4 Non-renewable for stated reasons only (b)												
15.5 Other accident only												
15.6 Medicare Title XVIII exempt from state taxes or fees												
15.7 All other accident and health (b)												
15.8 Federal employees health benefits plan premium (b)												
16. Workers' compensation												
17.1 Other Liability - occurrence												
17.2 Other Liability - claims made												
17.3 Excess workers' compensation												
18. Products liability												
19.1 Private passenger auto no-fault (personal injury protection)	382,310	414,605		93,218	274,962	258,342	(51,059)	2,610	3,936	2,164	39,268	9,302
19.2 Other private passenger auto liability	4,355,772	4,506,424		1,063,954	2,908,779	2,668,730	2,381,266	89,899	127,238	135,272	429,094	108,181
19.3 Commercial auto no-fault (personal injury protection)												
19.4 Other commercial auto liability												
21.1 Private passenger auto physical damage	1,611,252	1,684,834		400,728	874,716	864,627	81,340	3,557	6,630	3,465	167,025	39,096
21.2 Commercial auto physical damage												
22. Aircraft (all perils)												
23. Fidelity												
24. Surety												
26. Burglary and theft												
27. Boiler and machinery												
28. Credit												
30. Warranty												
34. Aggregate write-ins for other lines of business												
35. TOTALS (a)	6,349,334	6,605,863		1,557,900	4,058,457	3,791,699	2,411,547	96,066	137,804	140,901	635,387	156,579
DETAILS OF WRITE-INS												
3401.												
3402.												
3403.												
3498. Summary of remaining write-ins for Line 34 from overflow page												
3499. Totals (Lines 3401 thru 3403 plus 3498)(Line 34 above)												

(a) Finance and service charges not included in Lines 1 to 35 \$ 408,274

(b) For health business on indicated lines report: Number of persons insured under PPO managed care products and number of persons insured under indemnity only products



ANNUAL STATEMENT FOR THE YEAR 2018 OF THE Bristol West Insurance Company

EXHIBIT OF PREMIUMS AND LOSSES (Statutory Page 14)

NAIC Group Code 0069 BUSINESS IN THE STATE OF Vermont DURING THE YEAR 2018 NAIC Company Code 19658

Line of Business	Gross Premiums, Including Policy and Membership Fees, Less Return Premiums and Premiums on Policies not Taken		3 Dividends Paid or Credited to Policyholders on Direct Business	4 Direct Unearned Premium Reserves	5 Direct Losses Paid (deducting salvage)	6 Direct Losses Incurred	7 Direct Losses Unpaid	8 Direct Defense and Cost Containment Expense Paid	9 Direct Defense and Cost Containment Expense Incurred	10 Direct Defense and Cost Containment Expense Unpaid	11 Commissions and Brokerage Expenses	12 Taxes, Licenses and Fees
	1 Direct Premiums Written	2 Direct Premiums Earned										
1. Fire												
2.1 Allied lines												
2.2 Multiple peril crop												
2.3 Federal flood												
2.4 Private crop												
2.5 Private flood												
3. Farmowners multiple peril												
4. Homeowners multiple peril												
5.1 Commercial multiple peril (non-liability portion)												
5.2 Commercial multiple peril (liability portion)												
6. Mortgage guaranty												
8. Ocean marine												
9. Inland marine												
10. Financial guaranty												
11. Medical professional liability												
12. Earthquake												
13. Group accident and health (b)												
14. Credit accident and health (group and individual)												
15.1 Collectively renewable accident and health (b)												
15.2 Non-cancelable accident and health(b)												
15.3 Guaranteed renewable accident and health(b)												
15.4 Non-renewable for stated reasons only (b)												
15.5 Other accident only												
15.6 Medicare Title XVIII exempt from state taxes or fees												
15.7 All other accident and health (b)												
15.8 Federal employees health benefits plan premium (b)												
16. Workers' compensation												
17.1 Other Liability - occurrence												
17.2 Other Liability - claims made												
17.3 Excess workers' compensation												
18. Products liability												
19.1 Private passenger auto no-fault (personal injury protection)												
19.2 Other private passenger auto liability												
19.3 Commercial auto no-fault (personal injury protection)												
19.4 Other commercial auto liability												
21.1 Private passenger auto physical damage												
21.2 Commercial auto physical damage												
22. Aircraft (all perils)												
23. Fidelity												
24. Surety												
26. Burglary and theft												
27. Boiler and machinery												
28. Credit												
30. Warranty												
34. Aggregate write-ins for other lines of business												
35. TOTALS (a)												
DETAILS OF WRITE-INS												
3401.												
3402.												
3403.												
3498. Summary of remaining write-ins for Line 34 from overflow page												
3499. Totals (Lines 3401 thru 3403 plus 3498)(Line 34 above)												

(a) Finance and service charges not included in Lines 1 to 35 \$
(b) For health business on indicated lines report: Number of persons insured under PPO managed care products and number of persons insured under indemnity only products



ANNUAL STATEMENT FOR THE YEAR 2018 OF THE Bristol West Insurance Company

EXHIBIT OF PREMIUMS AND LOSSES (Statutory Page 14)

NAIC Group Code 0069

BUSINESS IN THE STATE OF Virginia

DURING THE YEAR 2018

NAIC Company Code 19658

Line of Business	Gross Premiums, Including Policy and Membership Fees, Less Return Premiums and Premiums on Policies not Taken		3 Dividends Paid or Credited to Policyholders on Direct Business	4 Direct Unearned Premium Reserves	5 Direct Losses Paid (deducting salvage)	6 Direct Losses Incurred	7 Direct Losses Unpaid	8 Direct Defense and Cost Containment Expense Paid	9 Direct Defense and Cost Containment Expense Incurred	10 Direct Defense and Cost Containment Expense Unpaid	11 Commissions and Brokerage Expenses	12 Taxes, Licenses and Fees
	1 Direct Premiums Written	2 Direct Premiums Earned										
1. Fire												
2.1 Allied lines												
2.2 Multiple peril crop												
2.3 Federal flood												
2.4 Private crop												
2.5 Private flood												
3. Farmowners multiple peril												
4. Homeowners multiple peril												
5.1 Commercial multiple peril (non-liability portion)												
5.2 Commercial multiple peril (liability portion)												
6. Mortgage guaranty												
8. Ocean marine												
9. Inland marine												
10. Financial guaranty												
11. Medical professional liability												
12. Earthquake												
13. Group accident and health (b)												
14. Credit accident and health (group and individual)												
15.1 Collectively renewable accident and health (b)												
15.2 Non-cancelable accident and health(b)												
15.3 Guaranteed renewable accident and health(b)												
15.4 Non-renewable for stated reasons only (b)												
15.5 Other accident only												
15.6 Medicare Title XVIII exempt from state taxes or fees												
15.7 All other accident and health (b)												
15.8 Federal employees health benefits plan premium (b)												
16. Workers' compensation												
17.1 Other Liability - occurrence												
17.2 Other Liability - claims made												
17.3 Excess workers' compensation												
18. Products liability												
19.1 Private passenger auto no-fault (personal injury protection)	1,307	1,269		331							135	45
19.2 Other private passenger auto liability	4,941,084	4,650,540		1,381,664	2,161,501	2,517,183	1,521,835	30,480	102,674	120,788	478,907	169,324
19.3 Commercial auto no-fault (personal injury protection)												
19.4 Other commercial auto liability												
21.1 Private passenger auto physical damage	1,700,327	1,564,762		492,469	752,676	801,920	108,989	1,229	1,671	885	170,114	62,761
21.2 Commercial auto physical damage												
22. Aircraft (all perils)												
23. Fidelity												
24. Surety												
26. Burglary and theft												
27. Boiler and machinery												
28. Credit												
30. Warranty												
34. Aggregate write-ins for other lines of business												
35. TOTALS (a)	6,642,718	6,216,571		1,874,464	2,914,177	3,319,103	1,630,824	31,709	104,345	121,673	649,156	232,130
DETAILS OF WRITE-INS												
3401.												
3402.												
3403.												
3498. Summary of remaining write-ins for Line 34 from overflow page												
3499. Totals (Lines 3401 thru 3403 plus 3498)(Line 34 above)												

(a) Finance and service charges not included in Lines 1 to 35 \$318,543

(b) For health business on indicated lines report: Number of persons insured under PPO managed care products and number of persons insured under indemnity only products



ANNUAL STATEMENT FOR THE YEAR 2018 OF THE Bristol West Insurance Company

EXHIBIT OF PREMIUMS AND LOSSES (Statutory Page 14)

NAIC Group Code 0069 BUSINESS IN THE STATE OF West Virginia DURING THE YEAR 2018 NAIC Company Code 19658

Line of Business	Gross Premiums, Including Policy and Membership Fees, Less Return Premiums and Premiums on Policies not Taken		3 Dividends Paid or Credited to Policyholders on Direct Business	4 Direct Unearned Premium Reserves	5 Direct Losses Paid (deducting salvage)	6 Direct Losses Incurred	7 Direct Losses Unpaid	8 Direct Defense and Cost Containment Expense Paid	9 Direct Defense and Cost Containment Expense Incurred	10 Direct Defense and Cost Containment Expense Unpaid	11 Commissions and Brokerage Expenses	12 Taxes, Licenses and Fees
	1 Direct Premiums Written	2 Direct Premiums Earned										
1. Fire												
2.1 Allied lines												
2.2 Multiple peril crop												
2.3 Federal flood												
2.4 Private crop												
2.5 Private flood												
3. Farmowners multiple peril												
4. Homeowners multiple peril												
5.1 Commercial multiple peril (non-liability portion)												
5.2 Commercial multiple peril (liability portion)												
6. Mortgage guaranty												
8. Ocean marine												
9. Inland marine												
10. Financial guaranty												
11. Medical professional liability												
12. Earthquake												
13. Group accident and health (b)												
14. Credit accident and health (group and individual)												
15.1 Collectively renewable accident and health (b)												
15.2 Non-cancelable accident and health(b)												
15.3 Guaranteed renewable accident and health(b)												
15.4 Non-renewable for stated reasons only (b)												
15.5 Other accident only												
15.6 Medicare Title XVIII exempt from state taxes or fees												
15.7 All other accident and health (b)												
15.8 Federal employees health benefits plan premium (b)												
16. Workers' compensation												
17.1 Other Liability - occurrence												
17.2 Other Liability - claims made												
17.3 Excess workers' compensation												
18. Products liability												
19.1 Private passenger auto no-fault (personal injury protection)												
19.2 Other private passenger auto liability												
19.3 Commercial auto no-fault (personal injury protection)												
19.4 Other commercial auto liability												
21.1 Private passenger auto physical damage												
21.2 Commercial auto physical damage												
22. Aircraft (all perils)												
23. Fidelity												
24. Surety												
26. Burglary and theft												
27. Boiler and machinery												
28. Credit												
30. Warranty												
34. Aggregate write-ins for other lines of business												
35. TOTALS (a)												
DETAILS OF WRITE-INS												
3401.												
3402.												
3403.												
3498. Summary of remaining write-ins for Line 34 from overflow page												
3499. Totals (Lines 3401 thru 3403 plus 3498)(Line 34 above)												

(a) Finance and service charges not included in Lines 1 to 35 \$
(b) For health business on indicated lines report: Number of persons insured under PPO managed care products and number of persons insured under indemnity only products



ANNUAL STATEMENT FOR THE YEAR 2018 OF THE Bristol West Insurance Company

EXHIBIT OF PREMIUMS AND LOSSES (Statutory Page 14)

NAIC Group Code 0069 BUSINESS IN THE STATE OF Wisconsin DURING THE YEAR 2018 NAIC Company Code 19658

Line of Business	Gross Premiums, Including Policy and Membership Fees, Less Return Premiums and Premiums on Policies not Taken		3 Dividends Paid or Credited to Policyholders on Direct Business	4 Direct Unearned Premium Reserves	5 Direct Losses Paid (deducting salvage)	6 Direct Losses Incurred	7 Direct Losses Unpaid	8 Direct Defense and Cost Containment Expense Paid	9 Direct Defense and Cost Containment Expense Incurred	10 Direct Defense and Cost Containment Expense Unpaid	11 Commissions and Brokerage Expenses	12 Taxes, Licenses and Fees
	1 Direct Premiums Written	2 Direct Premiums Earned										
1. Fire												
2.1 Allied lines												
2.2 Multiple peril crop												
2.3 Federal flood												
2.4 Private crop												
2.5 Private flood												
3. Farmowners multiple peril												
4. Homeowners multiple peril												
5.1 Commercial multiple peril (non-liability portion)												
5.2 Commercial multiple peril (liability portion)												
6. Mortgage guaranty												
8. Ocean marine												
9. Inland marine												
10. Financial guaranty												
11. Medical professional liability												
12. Earthquake												
13. Group accident and health (b)												
14. Credit accident and health (group and individual)												
15.1 Collectively renewable accident and health (b)												
15.2 Non-cancelable accident and health(b)												
15.3 Guaranteed renewable accident and health(b)												
15.4 Non-renewable for stated reasons only (b)												
15.5 Other accident only												
15.6 Medicare Title XVIII exempt from state taxes or fees												
15.7 All other accident and health (b)												
15.8 Federal employees health benefits plan premium (b)												
16. Workers' compensation												
17.1 Other Liability - occurrence												
17.2 Other Liability - claims made												
17.3 Excess workers' compensation												
18. Products liability												
19.1 Private passenger auto no-fault (personal injury protection)												
19.2 Other private passenger auto liability	3,144,470	3,127,830		765,188	1,159,433	1,244,629	1,328,779	35,183	(26,983)	113,893	238,642	137,958
19.3 Commercial auto no-fault (personal injury protection)												
19.4 Other commercial auto liability												
21.1 Private passenger auto physical damage	1,633,500	1,603,440		409,575	819,963	819,553	45,044	188	(56)	294	100,046	73,987
21.2 Commercial auto physical damage												
22. Aircraft (all perils)												
23. Fidelity												
24. Surety												
26. Burglary and theft												
27. Boiler and machinery												
28. Credit												
30. Warranty												
34. Aggregate write-ins for other lines of business												
35. TOTALS (a)	4,777,970	4,731,270		1,174,763	1,979,396	2,064,182	1,373,823	35,371	(27,039)	114,187	338,688	211,945
DETAILS OF WRITE-INS												
3401.												
3402.												
3403.												
3498. Summary of remaining write-ins for Line 34 from overflow page												
3499. Totals (Lines 3401 thru 3403 plus 3498)(Line 34 above)												

(a) Finance and service charges not included in Lines 1 to 35 \$200,083
(b) For health business on indicated lines report: Number of persons insured under PPO managed care products and number of persons insured under indemnity only products



ANNUAL STATEMENT FOR THE YEAR 2018 OF THE Bristol West Insurance Company

EXHIBIT OF PREMIUMS AND LOSSES (Statutory Page 14)

NAIC Group Code 0069 BUSINESS IN THE STATE OF Grand Total DURING THE YEAR 2018 NAIC Company Code 19658

Line of Business	Gross Premiums, Including Policy and Membership Fees, Less Return Premiums and Premiums on Policies not Taken		3 Dividends Paid or Credited to Policyholders on Direct Business	4 Direct Unearned Premium Reserves	5 Direct Losses Paid (deducting salvage)	6 Direct Losses Incurred	7 Direct Losses Unpaid	8 Direct Defense and Cost Containment Expense Paid	9 Direct Defense and Cost Containment Expense Incurred	10 Direct Defense and Cost Containment Expense Unpaid	11 Commissions and Brokerage Expenses	12 Taxes, Licenses and Fees
	1 Direct Premiums Written	2 Direct Premiums Earned										
1. Fire												
2.1 Allied lines												
2.2 Multiple peril crop												
2.3 Federal flood												
2.4. Private crop												
2.5 Private flood												
3. Farmowners multiple peril												
4. Homeowners multiple peril												
5.1 Commercial multiple peril (non-liability portion)												
5.2 Commercial multiple peril (liability portion)												
6. Mortgage guaranty												
8. Ocean marine												
9. Inland marine												
10. Financial guaranty												
11. Medical professional liability												
12. Earthquake												
13. Group accident and health (b)												
14. Credit accident and health (group and individual)												
15.1 Collectively renewable accident and health (b)												
15.2 Non-cancelable accident and health(b)												
15.3 Guaranteed renewable accident and health(b)												
15.4 Non-renewable for stated reasons only (b)												
15.5 Other accident only												
15.6 Medicare Title XVIII exempt from state taxes or fees												
15.7 All other accident and health (b)												
15.8 Federal employees health benefits plan premium (b)												
16. Workers' compensation												
17.1 Other Liability - occurrence												
17.2 Other Liability - claims made												
17.3 Excess workers' compensation												
18. Products liability												
19.1 Private passenger auto no-fault (personal injury protection)	12,245,377	10,902,905		3,496,500	9,863,905	9,588,430	8,407,311	265,239	187,633	281,883	1,172,670	332,489
19.2 Other private passenger auto liability	198,052,212	192,421,356		51,686,871	92,812,133	97,961,199	90,926,442	3,732,855	4,761,626	5,969,930	18,496,834	5,458,584
19.3 Commercial auto no-fault (personal injury protection)												
19.4 Other commercial auto liability												
21.1 Private passenger auto physical damage	85,743,807	84,304,009		23,144,536	53,701,058	53,965,933	3,850,969	106,605	120,321	46,449	8,147,443	2,256,872
21.2 Commercial auto physical damage												
22. Aircraft (all perils)												
23. Fidelity												
24. Surety												
26. Burglary and theft												
27. Boiler and machinery												
28. Credit												
30. Warranty												
34. Aggregate write-ins for other lines of business												
35. TOTALS (a)	296,041,396	287,628,270		78,327,907	156,377,096	161,515,562	103,184,722	4,104,699	5,069,580	6,298,262	27,816,947	8,047,945
DETAILS OF WRITE-INS												
3401.												
3402.												
3403.												
3498. Summary of remaining write-ins for Line 34 from overflow page												
3499. Totals (Lines 3401 thru 3403 plus 3498)(Line 34 above)												

(a) Finance and service charges not included in Lines 1 to 35 \$16,087,300

(b) For health business on indicated lines report: Number of persons insured under PPO managed care products and number of persons insured under indemnity only products

Schedule F - Part 1 - Assumed Reinsurance

N O N E

Schedule F - Part 2 - Premium Portfolio Reinsurance Effected or (Canceled)

N O N E

ANNUAL STATEMENT FOR THE YEAR 2018 OF THE Bristol West Insurance Company

SCHEDULE F - PART 3

Ceded Reinsurance as of December 31, Current Year (\$000 Omitted)

1 ID Number	2 NAIC Com- pany Code	3 Name of Reinsurer	4 Domiciliary Jurisdiction	5 Special Code	6 Reinsurance Premiums Ceded	Reinsurance Recoverable On									16 Amount in Dispute included in Column 15	Reinsurance Payable		19 Net Amount Recoverable From Reinsurers Cols. 15 - [17 + 18]	20 Funds Held by Company Under Reinsurance Treaties
						7 Paid Losses	8 Paid LAE	9 Known Case Loss Reserves	10 Known Case LAE Reserves	11 IBNR Loss Reserves	12 IBNR LAE Reserves	13 Unearned Premiums	14 Contingent Commis- sions	15 Columns 7 through 14 Totals		17 Ceded Balances Payable	18 Other Amounts Due to Reinsurers		
95-2575893	21652	Farmers Insurance Exchange	CA		296,041	12,072	1,745	56,758		41,092	12,402	78,328		202,397		101,434		100,963	
0399999. Total Authorized - Affiliates - U.S. Non-Pool - Other					296,041	12,072	1,745	56,758		41,092	12,402	78,328		202,397		101,434		100,963	
0499999. Total Authorized - Affiliates - U.S. Non-Pool					296,041	12,072	1,745	56,758		41,092	12,402	78,328		202,397		101,434		100,963	
0799999. Total Authorized - Affiliates - Other (Non-U.S.)																			
0899999. Total Authorized - Affiliates					296,041	12,072	1,745	56,758		41,092	12,402	78,328		202,397		101,434		100,963	
AA-9991159	00000	Michigan Catastrophic Claims Association	MI			1,399		2,851		1,208				5,458		174		5,284	
1099999. Total Authorized - Pools - Mandatory Pools						1,399		2,851		1,208				5,458		174		5,284	
1499999. Total Authorized Excluding Protected Cells (Sum of 0899999, 0999999, 1099999, 1199999 and 1299999)					296,041	13,471	1,745	59,609		42,300	12,402	78,328		207,855		101,608		106,247	
1899999. Total Unauthorized - Affiliates - U.S. Non-Pool																			
2199999. Total Unauthorized - Affiliates - Other (Non-U.S.)																			
2299999. Total Unauthorized - Affiliates																			
2899999. Total Unauthorized Excluding Protected Cells (Sum of 2299999, 2399999, 2499999, 2599999 and 2699999)																			
3299999. Total Certified - Affiliates - U.S. Non-Pool																			
3599999. Total Certified - Affiliates - Other (Non-U.S.)																			
3699999. Total Certified - Affiliates																			
4299999. Total Certified Excluding Protected Cells (Sum of 3699999, 3799999, 3899999, 3999999 and 4099999)																			
4399999. Total Authorized, Unauthorized and Certified Excluding Protected Cells (Sum of 1499999, 2899999 and 4299999)					296,041	13,471	1,745	59,609		42,300	12,402	78,328		207,855		101,608		106,247	
4499999. Total Protected Cells (Sum of 1399999, 2799999 and 4199999)																			
9999999 Totals					296,041	13,471	1,745	59,609		42,300	12,402	78,328		207,855		101,608		106,247	

ANNUAL STATEMENT FOR THE YEAR 2018 OF THE Bristol West Insurance Company

SCHEDULE F - PART 3 (Continued)

Ceded Reinsurance as of December 31, Current Year (\$000 Omitted)
(Credit Risk)

ID Number From Col. 1	Name of Reinsurer From Col. 3	Collateral				25	26	27	Ceded Reinsurance Credit Risk								
		21	22	23	24				28	29	30	31	32	33	34	35	36
		Multiple Beneficiary Trusts	Letters of Credit	Issuing or Confirming Bank Reference Number	Single Beneficiary Trusts & Other Allowable Collateral	Total Funds Held, Payables & Collateral	Net Recoverable Net of Funds Held & Collateral	Applicable Sch. F Penalty (Col. 78)	Total Amount Recoverable from Reinsurers Less Penalty (Cols. 15-27)	Stressed Recoverable (Col. 28 * 120%)	Reinsurance Payable & Funds Held (Cols. 17+18+20; but not in excess of Col. 29)	Stressed Net Recoverable (Cols. 29-30)	Total Collateral (Cols. 21+22 + 24, not in Excess of Col. 31)	Stressed Net Recoverable Net of Collateral Offsets (Cols. 31-32)	Reinsurer Designation Equivalent	Credit Risk on Collateralized Recoverables (Col. 32 * Factor Applicable to Reinsurer Designation Equivalent in Col. 34)	Credit Risk on Un- collateralized Recoverables (Col. 33 * Factor Applicable to Reinsurer Designation Equivalent in Col. 34)
95-2575893	Farmers Insurance Exchange					101,434	100,963		XXX	XXX	XXX	XXX	XXX	XXX	XXX	XXX	XXX
0399999. Total Authorized - Affiliates - U.S. Non-Pool - Other				XXX		101,434	100,963		XXX	XXX	XXX	XXX	XXX	XXX	XXX	XXX	XXX
0499999. Total Authorized - Affiliates - U.S. Non-Pool				XXX		101,434	100,963		XXX	XXX	XXX	XXX	XXX	XXX	XXX	XXX	XXX
0799999. Total Authorized - Affiliates - Other (Non-U.S.)				XXX											XXX		
0899999. Total Authorized - Affiliates				XXX		101,434	100,963								XXX		
AA-9991159	Michigan Catastrophic Claims Association					174	5,284		XXX	XXX	XXX	XXX	XXX	XXX	XXX	XXX	XXX
1099999. Total Authorized - Pools - Mandatory Pools				XXX		174	5,284		XXX	XXX	XXX	XXX	XXX	XXX	XXX	XXX	XXX
1499999. Total Authorized Excluding Protected Cells (Sum of 0899999, 0999999, 1099999, 1199999 and 1299999)				XXX		101,608	106,247								XXX		
1899999. Total Unauthorized - Affiliates - U.S. Non-Pool				XXX					XXX	XXX	XXX	XXX	XXX	XXX	XXX	XXX	XXX
2199999. Total Unauthorized - Affiliates - Other (Non-U.S.)				XXX											XXX		
2299999. Total Unauthorized - Affiliates				XXX											XXX		
2899999. Total Unauthorized Excluding Protected Cells (Sum of 2299999, 2399999, 2499999, 2599999 and 2699999)				XXX											XXX		
3299999. Total Certified - Affiliates - U.S. Non-Pool				XXX					XXX	XXX	XXX	XXX	XXX	XXX	XXX	XXX	XXX
3599999. Total Certified - Affiliates - Other (Non-U.S.)				XXX											XXX		
3699999. Total Certified - Affiliates				XXX											XXX		
4299999. Total Certified Excluding Protected Cells (Sum of 3699999, 3799999, 3899999, 3999999 and 4099999)				XXX											XXX		
4399999. Total Authorized, Unauthorized and Certified Excluding Protected Cells (Sum of 1499999, 2899999 and 4299999)				XXX		101,608	106,247								XXX		
4499999. Total Protected Cells (Sum of 1399999, 2799999 and 4199999)				XXX											XXX		
9999999 Totals				XXX		101,608	106,247								XXX		

ANNUAL STATEMENT FOR THE YEAR 2018 OF THE Bristol West Insurance Company

SCHEDULE F - PART 3 (Continued)

Ceded Reinsurance as of December 31, Current Year (\$000 Omitted)
(Aging of Ceded Reinsurance)

ID Number From Col. 1	Name of Reinsurer From Col. 3	Reinsurance Recoverable on Paid Losses and Paid Loss Adjustment Expenses						44 Total Recoverable on Paid Losses & LAE Amounts in Dispute Included in Col. 43	45 Recoverable on Paid Losses & LAE Over 90 Days Past Due Amounts in Dispute Included in Cols. 40 & 41	46 Total Recoverable on Paid Losses & LAE Amounts Not in Dispute (Cols 43-44)	47 Recoverable on Paid Losses & LAE Over 90 Days Past Due Amounts Not in Dispute (Cols. 40 + 41 - 45)	48 Amounts Received Prior 90 Days	49 Percentage Overdue Col. 42/Col. 43	50 Percentage of Amounts More Than 90 Days Overdue Not in Dispute (Col. 47/[Cols. 46+48])	51 Percentage More Than 120 Days Overdue (Col. 41/ Col. 43)	52 Is the Amount in Col. 50 Less Than 20%? (Yes or No)	53 Amounts in Col. 47 for Reinsurers with Values Less Than 20% in Col. 50	
		37 Current	Overdue															43 Total Due Cols. 37+42 (In total should equal Cols. 7+8)
			38 1 - 29 Days	39 30 - 90 Days	40 91 - 120 Days	41 Over 120 Days	42 Total Overdue Cols. 38+39 +40+41											
95-2575893 ...	Farmers Insurance Exchange	13,817						13,817			13,817		43,712				YES	
0399999. Total Authorized - Affiliates - U.S. Non-Pool - Other		13,817						13,817			13,817		43,712				XXX	
0499999. Total Authorized - Affiliates - U.S. Non-Pool		13,817						13,817			13,817		43,712				XXX	
0799999. Total Authorized - Affiliates - Other (Non-U.S.)																	XXX	
0899999. Total Authorized - Affiliates		13,817						13,817			13,817		43,712				XXX	
AA-9991159 ...	Michigan Catastrophic Claims Association	1,399						1,399			1,399		1,246				YES	
1099999. Total Authorized - Pools - Mandatory Pools		1,399						1,399			1,399		1,246				XXX	
1499999. Total Authorized Excluding Protected Cells (Sum of 0899999, 0999999, 1099999, 1199999 and 1299999)		15,216						15,216			15,216		44,958				XXX	
1899999. Total Unauthorized - Affiliates - U.S. Non-Pool																	XXX	
2199999. Total Unauthorized - Affiliates - Other (Non-U.S.)																	XXX	
2299999. Total Unauthorized - Affiliates																	XXX	
2899999. Total Unauthorized Excluding Protected Cells (Sum of 2299999, 2399999, 2499999, 2599999 and 2699999)																	XXX	
3299999. Total Certified - Affiliates - U.S. Non-Pool																	XXX	
3599999. Total Certified - Affiliates - Other (Non-U.S.)																	XXX	
3699999. Total Certified - Affiliates																	XXX	
4299999. Total Certified Excluding Protected Cells (Sum of 3699999, 3799999, 3899999, 3999999 and 4099999)																	XXX	
4399999. Total Authorized, Unauthorized and Certified Excluding Protected Cells (Sum of 1499999, 2899999 and 4299999)		15,216						15,216			15,216		44,958				XXX	
4499999. Total Protected Cells (Sum of 1399999, 2799999 and 4199999)																	XXX	
9999999 Totals		15,216						15,216			15,216		44,958				XXX	

ANNUAL STATEMENT FOR THE YEAR 2018 OF THE Bristol West Insurance Company

SCHEDULE F - PART 3 (Continued)

Ceded Reinsurance as of December 31, Current Year (\$000 Omitted)
(Provision for Reinsurance for Certified Reinsurers)

ID Number From Col. 1	Name of Reinsurer From Col. 3	Provision for Certified Reinsurance															Complete if Col. 52 = "No"; Otherwise Enter 0			69 Provision for Overdue Reinsurance Ceded to Certified Reinsurers (Greater of [Col. 62 + Col. 65] or Col.68; not to Exceed Col. 63)
		54	55	56	57	58	59	60 Percent of Collateral Provided for Net Recoverables Subject to Collateral Requirements ([Col. 20 + Col. 21 + Col. 22 + Col. 24] / Col. 58)	61 Percent Credit Allowed on Net Recoverables Subject to Collateral Requirements (Col. 60 / Col. 56, not to exceed 100%)	62 20% of Recoverable on Paid Losses & LAE Over 90 Days Past Due Amounts in Dispute (Col. 45 * 20%)	63 Amount of Credit Allowed for Net Recoverables (Col. 57 + [Col. 58 * Col. 61])	64 Provision for Reinsurance with Certified Reinsurers Due to Collateral Deficiency (Col. 19 - Col. 63)	65 20% of Recoverable on Paid Losses & LAE Over 90 Days Past Due Amounts Not in Dispute (Col. 47 * 20%)	66 Total Collateral Provided (Col. 20 + Col. 21 + Col. 22 + Col. 24, not to Exceed Col. 63)	67 Net Unsecured Recoverable for Which Credit is Allowed (Col. 63 - Col. 66)	68 20% of Amount in Col. 67				
		Certified Reinsurer Rating (1 through 6)	Effective Date of Certified Reinsurer Rating	Percent Collateral Required for Full Credit (0% through 100%)	Catastrophe Recoverables Qualifying for Collateral Deferral	Net Recoverables Subject to Collateral Requirements for Full Credit (Col. 19 - Col. 57)	Dollar Amount of Collateral Required (Col. 56 * Col. 58)													
95-2575893	Farmers Insurance Exchange	XXX	XXX	XXX	XXX	XXX	XXX	XXX	XXX	XXX	XXX	XXX	XXX	XXX	XXX	XXX	XXX	XXX		
0399999. Total Authorized - Affiliates - U.S. Non-Pool - Other				XXX	XXX	XXX	XXX	XXX	XXX	XXX	XXX	XXX	XXX	XXX	XXX	XXX	XXX	XXX		
0499999. Total Authorized - Affiliates - U.S. Non-Pool				XXX	XXX	XXX	XXX	XXX	XXX	XXX	XXX	XXX	XXX	XXX	XXX	XXX	XXX	XXX		
0799999. Total Authorized - Affiliates - Other (Non-U.S.)				XXX	XXX	XXX	XXX	XXX	XXX	XXX	XXX	XXX	XXX	XXX	XXX	XXX	XXX	XXX		
0899999. Total Authorized - Affiliates				XXX	XXX	XXX	XXX	XXX	XXX	XXX	XXX	XXX	XXX	XXX	XXX	XXX	XXX	XXX		
AA-9991159	Michigan Catastrophic Claims Association	XXX	XXX	XXX	XXX	XXX	XXX	XXX	XXX	XXX	XXX	XXX	XXX	XXX	XXX	XXX	XXX	XXX		
1099999. Total Authorized - Pools - Mandatory Pools				XXX	XXX	XXX	XXX	XXX	XXX	XXX	XXX	XXX	XXX	XXX	XXX	XXX	XXX	XXX		
1499999. Total Authorized Excluding Protected Cells (Sum of 0899999, 0999999, 1099999, 1199999 and 1299999)				XXX	XXX	XXX	XXX	XXX	XXX	XXX	XXX	XXX	XXX	XXX	XXX	XXX	XXX	XXX		
1899999. Total Unauthorized - Affiliates - U.S. Non-Pool				XXX	XXX	XXX	XXX	XXX	XXX	XXX	XXX	XXX	XXX	XXX	XXX	XXX	XXX	XXX		
2199999. Total Unauthorized - Affiliates - Other (Non-U.S.)				XXX	XXX	XXX	XXX	XXX	XXX	XXX	XXX	XXX	XXX	XXX	XXX	XXX	XXX	XXX		
2299999. Total Unauthorized - Affiliates				XXX	XXX	XXX	XXX	XXX	XXX	XXX	XXX	XXX	XXX	XXX	XXX	XXX	XXX	XXX		
2899999. Total Unauthorized Excluding Protected Cells (Sum of 2299999, 2399999, 2499999, 2599999 and 2699999)				XXX	XXX	XXX	XXX	XXX	XXX	XXX	XXX	XXX	XXX	XXX	XXX	XXX	XXX	XXX		
3299999. Total Certified - Affiliates - U.S. Non-Pool				XXX				XXX	XXX											
3599999. Total Certified - Affiliates - Other (Non-U.S.)				XXX				XXX	XXX											
3699999. Total Certified - Affiliates				XXX				XXX	XXX											
4299999. Total Certified Excluding Protected Cells (Sum of 3699999, 3799999, 3899999, 3999999 and 4099999)				XXX				XXX	XXX											
4399999. Total Authorized, Unauthorized and Certified Excluding Protected Cells (Sum of 1499999, 2899999 and 4299999)				XXX				XXX	XXX											
4499999. Total Protected Cells (Sum of 1399999, 2799999 and 4199999)				XXX				XXX	XXX											
9999999 Totals				XXX				XXX	XXX											

ANNUAL STATEMENT FOR THE YEAR 2018 OF THE Bristol West Insurance Company

SCHEDULE F - PART 3 (Continued)

Ceded Reinsurance as of December 31, Current Year (\$000 Omitted)

(Total Provision for Reinsurance)

ID Number From Col. 1	Name of Reinsurer From Col. 3	70 20% of Recoverable on Paid Losses & LAE Over 90 Days past Due Amounts Not in Dispute (Col. 47 * 20%)	Provision for Unauthorized Reinsurance		Provision for Overdue Authorized Reinsurance		Total Provision for Reinsurance			
			71 Provision for Reinsurance with Unauthorized Reinsurers Due to Collateral Deficiency (Col. 26)	72 Provision for Overdue Reinsurance from Unauthorized Reinsurers and Amounts in Dispute (Col. 70 + 20% of the Amount in Col. 16)	73 Complete if Col. 52 = "Yes"; Otherwise Enter 0 20% of Recoverable on Paid Losses & LAE Over 90 Days Past Due Amounts Not in Dispute + 20% of Amounts in Dispute ([Col. 47 * 20%] + [Col. 45 * 20%])	74 Complete if Col. 52 = "No"; Otherwise Enter 0 Greater of 20% of Net Recoverable Net of Funds Held & Collateral, or 20% of Recoverable on Paid Losses & LAE Over 90 Days Past Due (Greater of Col. 26 * 20% or Cols. [40 + 41] * 20%)	75 Provision for Amounts Ceded to Authorized Reinsurers (Cols. 73 + 74)	76 Provision for Amounts Ceded to Unauthorized Reinsurers (Cols. 71 + 72 Not in Excess of Col. 15)	77 Provision for Amounts Ceded to Certified Reinsurers (Cols. 64 + 69)	78 Total Provision for Reinsurance (Cols. 75 + 76 + 77)
95-2575893	Farmers Insurance Exchange		XXX	XXX				XXX	XXX	
0399999	Total Authorized - Affiliates - U.S. Non-Pool - Other		XXX	XXX				XXX	XXX	
0499999	Total Authorized - Affiliates - U.S. Non-Pool		XXX	XXX				XXX	XXX	
0799999	Total Authorized - Affiliates - Other (Non-U.S.)		XXX	XXX				XXX	XXX	
0899999	Total Authorized - Affiliates		XXX	XXX				XXX	XXX	
AA-9991159	Michigan Catastrophic Claims Association		XXX	XXX				XXX	XXX	
1099999	Total Authorized - Pools - Mandatory Pools		XXX	XXX				XXX	XXX	
1499999	Total Authorized Excluding Protected Cells (Sum of 0899999, 0999999, 1099999, 1199999 and 1299999)		XXX	XXX				XXX	XXX	
1899999	Total Unauthorized - Affiliates - U.S. Non-Pool				XXX	XXX	XXX		XXX	
2199999	Total Unauthorized - Affiliates - Other (Non-U.S.)				XXX	XXX	XXX		XXX	
2299999	Total Unauthorized - Affiliates				XXX	XXX	XXX		XXX	
2899999	Total Unauthorized Excluding Protected Cells (Sum of 2299999, 2399999, 2499999, 2599999 and 2699999)				XXX	XXX	XXX		XXX	
3299999	Total Certified - Affiliates - U.S. Non-Pool	XXX	XXX	XXX	XXX	XXX	XXX	XXX		
3599999	Total Certified - Affiliates - Other (Non-U.S.)	XXX	XXX	XXX	XXX	XXX	XXX	XXX		
3699999	Total Certified - Affiliates	XXX	XXX	XXX	XXX	XXX	XXX	XXX		
4299999	Total Certified Excluding Protected Cells (Sum of 3699999, 3799999, 3899999, 3999999 and 4099999)	XXX	XXX	XXX	XXX	XXX	XXX	XXX		
4399999	Total Authorized, Unauthorized and Certified Excluding Protected Cells (Sum of 1499999, 2899999 and 4299999)									
4499999	Total Protected Cells (Sum of 1399999, 2799999 and 4199999)									
9999999	Totals									

ANNUAL STATEMENT FOR THE YEAR 2018 OF THE Bristol West Insurance Company

SCHEDULE F - PART 4

Issuing or Confirming Banks for Letters of Credit from Schedule F, Part 3 (\$000 Omitted)

1 Issuing or Confirming Bank Reference Number Used in Col. 23 of Sch F Part 3	2 Letters of Credit Code	3 American Bankers Association (ABA) Routing Number	4 Issuing or Confirming Bank Name	5 Letters of Credit Amount
			NONE	
Total				

ANNUAL STATEMENT FOR THE YEAR 2018 OF THE Bristol West Insurance Company

SCHEDULE F - PART 5

Interrogatories for Schedule F, Part 3 (000 Omitted)

A. Report the five largest provisional commission rates included in the cedant's reinsurance treaties. The commission rate to be reported is by contract with ceded premium in excess of \$50,000:

	1	2	3
	Name of Reinsurer	Commission Rate	Ceded Premium
1.			
2.			
3.			
4.			
5.			

B. Report the five largest reinsurance recoverables reported in Schedule F, Part 3, Column 15, due from any one reinsurer (based on the total recoverables, Schedule F, Part 3,Line 9999999, Column 15), the amount of ceded premium, and indicate whether the recoverables are due from an affiliated insurer.

	1	2	3	4
	Name of Reinsurer	Total Recoverables	Ceded Premiums	Affiliated
6.	Farmers Insurance Exchange	202,397	296,041	Yes [X] No []
7.	Michigan Catastrophic Claims Association	5,458		Yes [] No [X]
8.				Yes [] No []
9.				Yes [] No []
10.				Yes [] No []

NOTE: Disclosure of the five largest provisional commission rates should exclude mandatory pools and joint underwriting associations.

SCHEDULE F - PART 6

Restatement of Balance Sheet to Identify Net Credit for Reinsurance

	1 As Reported (Net of Ceded)	2 Restatement Adjustments	3 Restated (Gross of Ceded)
ASSETS (Page 2, Col. 3)			
1. Cash and invested assets (Line 12)	73,175,795		73,175,795
2. Premiums and considerations (Line 15)	63,072,874		63,072,874
3. Reinsurance recoverable on loss and loss adjustment expense payments (Line 16.1)	15,216,110	(13,817,440)	1,398,670
4. Funds held by or deposited with reinsured companies (Line 16.2)			
5. Other assets	2,175,796		2,175,796
6. Net amount recoverable from reinsurers		100,963,073	100,963,073
7. Protected cell assets (Line 27)			
8. Totals (Line 28)	153,640,575	87,145,633	240,786,208
LIABILITIES (Page 3)			
9. Losses and loss adjustment expenses (Lines 1 through 3)	1,276,729	110,252,151	111,528,880
10. Taxes, expenses, and other obligations (Lines 4 through 8)	3,543,618		3,543,618
11. Unearned premiums (Line 9)		78,327,904	78,327,904
12. Advance premiums (Line 10)	694,705		694,705
13. Dividends declared and unpaid (Line 11.1 and 11.2)			
14. Ceded reinsurance premiums payable (net of ceding commissions (Line 12)	101,608,495	(101,434,422)	174,073
15. Funds held by company under reinsurance treaties (Line 13)			
16. Amounts withheld or retained by company for account of others (Line 14)			
17. Provision for reinsurance (Line 16)			
18. Other liabilities	1,238,504		1,238,504
19. Total liabilities excluding protected cell business (Line 26)	108,362,051	87,145,633	195,507,684
20. Protected cell liabilities (Line 27)			
21. Surplus as regards policyholders (Line 37)	45,278,524	XXX	45,278,524
22. Totals (Line 38)	153,640,575	87,145,633	240,786,208

NOTE: Is the restatement of this exhibit the result of grossing up balances ceded to affiliates under 100 percent reinsurance or pooling arrangements? Yes [X] No []

If yes, give full explanation: Bristol West Insurance Company cedes 100% of its business, after other reinsurance, to Farmers Insurance Exchange, an affiliate domiciled in California.

Schedule H - Part 1 - Analysis of Underwriting Operations

N O N E

Schedule H - Part 2 - Reserves and Liabilities

N O N E

Schedule H - Part 3 - Test of Prior Year's Claim Reserves and Liabilities

N O N E

Schedule H - Part 4 - Reinsurance

N O N E

Schedule H - Part 5 - Health Claims

N O N E

ANNUAL STATEMENT FOR THE YEAR 2018 OF THE Bristol West Insurance Company

SCHEDULE P - PART 1A - HOMEOWNERS/FARMOWNERS

(\$000 OMITTED)

Years in Which Premiums Were Earned and Losses Were Incurred	Premiums Earned			Loss and Loss Expense Payments								12
	1	2	3	Loss Payments		Defense and Cost Containment Payments		Adjusting and Other Payments		10	11	Number of Claims Reported Direct and Assumed
				4	5	6	7	8	9			
	Direct and Assumed	Ceded	Net (1 - 2)	Direct and Assumed	Ceded	Direct and Assumed	Ceded	Direct and Assumed	Ceded	Salvage and Subrogation Received	Total Net Paid Cols (4 - 5 + 6 - 7 + 8 - 9)	
1. Prior.....	XXX	XXX	XXX									XXX
2. 2009.....												
3. 2010.....												
4. 2011.....												
5. 2012.....												
6. 2013.....												
7. 2014.....												
8. 2015.....												
9. 2016.....												
10. 2017.....												
11. 2018.....												
12. Totals	XXX	XXX	XXX									XXX

	Losses Unpaid				Defense and Cost Containment Unpaid				Adjusting and Other Unpaid		23 Salvage and Subrogation Anticipated	24 Total Net Losses and Expenses Unpaid	25 Number of Claims Outstanding Direct and Assumed
	Case Basis		Bulk + IBNR		Case Basis		Bulk + IBNR		Adjusting and Other Unpaid				
	13	14	15	16	17	18	19	20	21	22			
	Direct and Assumed	Ceded	Direct and Assumed	Ceded	Direct and Assumed	Ceded	Direct and Assumed	Ceded	Direct and Assumed	Ceded			
1. Prior.....													
2. 2009.....													
3. 2010.....													
4. 2011.....													
5. 2012.....													
6. 2013.....													
7. 2014.....													
8. 2015.....													
9. 2016.....													
10. 2017.....													
11. 2018.....													
12. Totals													

	Total Losses and Loss Expenses Incurred			Loss and Loss Expense Percentage (Incurred /Premiums Earned)			Nontabular Discount		34 Inter-Company Pooling Participation Percentage	Net Balance Sheet Reserves After Discount	
	26	27	28	29	30	31	32	33		35	36
	Direct and Assumed	Ceded	Net	Direct and Assumed	Ceded	Net	Loss	Loss Expense		Losses Unpaid	Loss Expenses Unpaid
1. Prior.....	XXX	XXX	XXX	XXX	XXX	XXX			XXX		
2. 2009.....											
3. 2010.....											
4. 2011.....											
5. 2012.....											
6. 2013.....											
7. 2014.....											
8. 2015.....											
9. 2016.....											
10. 2017.....											
11. 2018.....											
12. Totals	XXX	XXX	XXX	XXX	XXX	XXX			XXX		

ANNUAL STATEMENT FOR THE YEAR 2018 OF THE Bristol West Insurance Company

SCHEDULE P - PART 1B - PRIVATE PASSENGER AUTO LIABILITY/MEDICAL

(\$000 OMITTED)

Years in Which Premiums Were Earned and Losses Were Incurred	Premiums Earned			Loss and Loss Expense Payments								12
	1 Direct and Assumed	2 Ceded	3 Net (1 - 2)	Loss Payments		Defense and Cost Containment Payments		Adjusting and Other Payments		10 Salvage and Subrogation Received	11 Total Net Paid Cols (4 - 5 + 6 - 7 + 8 - 9)	Number of Claims Reported Direct and Assumed
				4 Direct and Assumed	5 Ceded	6 Direct and Assumed	7 Ceded	8 Direct and Assumed	9 Ceded			
1. Prior.....	XXX	XXX	XXX	4,153	3,981	25	11	133	24	2	295	XXX
2. 2009.....	184,315	166,032	18,282	128,844	116,168	4,655	4,189	17,921	16,446	342	14,616	46,672
3. 2010.....	199,941	199,941		132,438	132,438	5,888	5,888	23,950	23,950			49,852
4. 2011.....	179,535	179,535		115,006	115,006	4,417	4,417	22,087	22,087			44,532
5. 2012.....	173,288	173,288		115,424	115,424	4,352	4,352	20,111	20,111			44,725
6. 2013.....	150,268	150,268		90,761	90,761	3,458	3,458	13,450	13,450			35,546
7. 2014.....	134,029	134,029		81,548	81,548	2,501	2,501	11,447	11,447			27,864
8. 2015.....	143,443	143,443		85,990	85,990	2,428	2,428	11,216	11,216			29,994
9. 2016.....	150,520	150,520		85,264	85,264	2,109	2,109	10,547	10,547			29,580
10. 2017.....	171,011	171,011		75,788	75,788	1,651	1,651	10,763	10,763			28,258
11. 2018.....	203,324	203,324		51,027	51,027	252	252	8,569	8,569			30,782
12. Totals	XXX	XXX	XXX	966,244	953,396	31,736	31,257	150,195	148,611	344	14,911	XXX

	Losses Unpaid				Defense and Cost Containment Unpaid				Adjusting and Other Unpaid		23	24	25
	Case Basis		Bulk + IBNR		Case Basis		Bulk + IBNR				Salvage and Subrogation Anticipated	Total Net Losses and Expenses Unpaid	Number of Claims Outstanding Direct and Assumed
	13	14	15	16	17	18	19	20	21	22			
	Direct and Assumed	Ceded	Direct and Assumed	Ceded	Direct and Assumed	Ceded	Direct and Assumed	Ceded	Direct and Assumed	Ceded			
1. Prior.....	4,131	2,873										1,258	
2. 2009.....	310	293	9	8			9	8	3	3		19	5
3. 2010.....	195	195	652	652			10	10	4	4			6
4. 2011.....	110	110	136	136			12	12	3	3			6
5. 2012.....	133	133	146	146			26	26	7	7			7
6. 2013.....	352	352	177	177			54	54	12	12			14
7. 2014.....	709	709	247	247			116	116	20	20			27
8. 2015.....	3,038	3,038	695	695			317	317	67	67			122
9. 2016.....	5,792	5,792	1,751	1,751			826	826	180	180			268
10. 2017.....	13,169	13,169	5,487	5,487			1,689	1,689	546	546			761
11. 2018.....	30,293	30,293	31,801	31,801			3,191	3,191	4,473	4,473			5,041
12. Totals	58,233	56,958	41,101	41,100			6,252	6,251	5,316	5,316		1,277	6,257

	Total Losses and Loss Expenses Incurred			Loss and Loss Expense Percentage (Incurred /Premiums Earned)			Nontabular Discount		34 Inter- Company Pooling Participation Percentage	Net Balance Sheet Reserves After Discount	
	26	27	28	29	30	31	32	33		35	36
	Direct and Assumed	Ceded	Net	Direct and Assumed	Ceded	Net	Loss	Loss Expense		Losses Unpaid	Loss Expenses Unpaid
1. Prior.....	XXX	XXX	XXX	XXX	XXX	XXX			XXX	1,258	
2. 2009.....	151,750	137,115	14,636	82.3	82.6	80.1				18	1
3. 2010.....	163,138	163,138		81.6	81.6						
4. 2011.....	141,773	141,773		79.0	79.0						
5. 2012.....	140,199	140,199		80.9	80.9						
6. 2013.....	108,264	108,264		72.0	72.0						
7. 2014.....	96,589	96,589		72.1	72.1						
8. 2015.....	103,753	103,753		72.3	72.3						
9. 2016.....	106,469	106,469		70.7	70.7						
10. 2017.....	109,094	109,094		63.8	63.8						
11. 2018.....	129,606	129,606		63.7	63.7						
12. Totals	XXX	XXX	XXX	XXX	XXX	XXX			XXX	1,276	1

Schedule P - Part 1C - Commercial Auto/Truck Liability/Medical

N O N E

Schedule P - Part 1D - Workers' Compensation (Excluding Excess Workers' Compensation)

N O N E

Schedule P - Part 1E - Commercial Multiple Peril

N O N E

Schedule P - Part 1F - Section 1 - Medical Professional Liability - Occurrence

N O N E

Schedule P - Part 1F - Section 2 - Medical Professional Liability - Claims-Made

N O N E

Schedule P - Part 1G - Special Liability (Ocean Marine, Aircraft (all perils), Boiler and Machinery)

N O N E

Schedule P - Part 1H - Section 1 - Other Liability - Occurrence

N O N E

Schedule P - Part 1H - Section 2 - Other Liability - Claims-Made

N O N E

Schedule P - Part 1I - Special Property (Fire, Allied Lines...)

N O N E

ANNUAL STATEMENT FOR THE YEAR 2018 OF THE Bristol West Insurance Company

SCHEDULE P - PART 1J - AUTO PHYSICAL DAMAGE

(\$000 OMITTED)

Years in Which Premiums Were Earned and Losses Were Incurred	Premiums Earned			Loss and Loss Expense Payments								12
	1 Direct and Assumed	2 Ceded	3 Net (1 - 2)	Loss Payments		Defense and Cost Containment Payments		Adjusting and Other Payments		10 Salvage and Subrogation Received	11 Total Net Paid Cols (4 - 5 + 6 - 7 + 8 - 9)	Number of Claims Reported Direct and Assumed
				4 Direct and Assumed	5 Ceded	6 Direct and Assumed	7 Ceded	8 Direct and Assumed	9 Ceded			
1. Prior.....	XXX	XXX	XXX	(198)	(177)	33	33	31	29	20	(18)	XXX
2. 2017.....	73,736	73,736		45,315	45,315	78	78	6,038	6,038			21,582
3. 2018.....	84,304	84,304		50,112	50,112	26	26	6,221	6,221			24,513
4. Totals.....	XXX	XXX	XXX	95,230	95,250	137	137	12,289	12,288	20	(18)	XXX

	Losses Unpaid				Defense and Cost Containment Unpaid				Adjusting and Other Unpaid		23	24	25
	Case Basis		Bulk + IBNR		Case Basis		Bulk + IBNR						
	13	14	15	16	17	18	19	20	21	22			
	Direct and Assumed	Ceded	Direct and Assumed	Ceded	Direct and Assumed	Ceded	Direct and Assumed	Ceded	Direct and Assumed	Ceded			
1. Prior	3	3	(102)	(102)			3	3	7	7			2
2. 2017	16	16	(184)	(184)			10	10	12	12			6
3. 2018	2,632	2,632	1,486	1,486			34	34	770	770			1,079
4. Totals	2,651	2,651	1,200	1,200			46	46	789	789			1,087

	Total Losses and Loss Expenses Incurred			Loss and Loss Expense Percentage (Incurred /Premiums Earned)			Nontabular Discount		34 Inter- Company Pooling Participation Percentage	Net Balance Sheet Reserves After Discount	
	26 Direct and Assumed	27 Ceded	28 Net	29 Direct and Assumed	30 Ceded	31 Net	32 Loss	33 Loss Expense		35 Losses Unpaid	36 Loss Expenses Unpaid
1. Prior	XXX	XXX	XXX	XXX	XXX	XXX			XXX		
2. 2017	51,285	51,285		69.6	69.6						
3. 2018	61,281	61,281		72.7	72.7						
4. Totals	XXX	XXX	XXX	XXX	XXX	XXX			XXX		

Schedule P - Part 1K - Fidelity/Surety

N O N E

Schedule P - Part 1L - Other (Including Credit, Accident and Health)

N O N E

Schedule P - Part 1M - International

N O N E

Schedule P - Part 1N - Reinsurance - Nonproportional Assumed Property

N O N E

Schedule P - Part 1O - Reinsurance - Nonproportional Assumed Liability

N O N E

Schedule P - Part 1P - Reinsurance - Nonproportional Assumed Financial Lines

N O N E

Schedule P - Part 1R - Section 1 - Products Liability - Occurrence

N O N E

Schedule P - Part 1R - Section 2 - Products Liability - Claims-Made

N O N E

Schedule P - Part 1S - Financial Guaranty/Mortgage Guaranty

N O N E

Schedule P - Part 1T - Warranty

N O N E

ANNUAL STATEMENT FOR THE YEAR 2018 OF THE Bristol West Insurance Company

SCHEDULE P - PART 2A - HOMEOWNERS/FARMOWNERS

Years in Which Losses Were Incurred	INCURRED NET LOSSES AND DEFENSE AND COST CONTAINMENT EXPENSES REPORTED AT YEAR END (\$000 OMITTED)										DEVELOPMENT	
	1 2009	2 2010	3 2011	4 2012	5 2013	6 2014	7 2015	8 2016	9 2017	10 2018	11 One Year	12 Two Year
1. Prior.....												
2. 2009.....												
3. 2010.....	XXX											
4. 2011.....	XXX	XXX										
5. 2012.....	XXX	XXX	XXX									
6. 2013.....	XXX	XXX	XXX	XXX								
7. 2014.....	XXX	XXX	XXX	XXX	XXX							
8. 2015.....	XXX	XXX	XXX	XXX	XXX	XXX						
9. 2016.....	XXX	XXX	XXX	XXX	XXX	XXX	XXX					
10. 2017.....	XXX	XXX	XXX	XXX	XXX	XXX	XXX	XXX				XXX
11. 2018.....	XXX	XXX	XXX	XXX	XXX	XXX	XXX	XXX	XXX		XXX	XXX
12. Totals												

SCHEDULE P - PART 2B - PRIVATE PASSENGER AUTO LIABILITY/MEDICAL

1. Prior.....	15,656	11,400	12,305	13,256	15,307	14,735	14,576	14,655	14,625	14,699	74	44
2. 2009.....	11,538	12,275	12,749	13,035	13,134	13,183	13,168	13,172	13,167	13,160	(7)	(12)
3. 2010.....	XXX											
4. 2011.....	XXX	XXX										
5. 2012.....	XXX	XXX	XXX									
6. 2013.....	XXX	XXX	XXX	XXX								
7. 2014.....	XXX	XXX	XXX	XXX	XXX							
8. 2015.....	XXX	XXX	XXX	XXX	XXX	XXX						
9. 2016.....	XXX	XXX	XXX	XXX	XXX	XXX	XXX					
10. 2017.....	XXX	XXX	XXX	XXX	XXX	XXX	XXX	XXX				XXX
11. 2018.....	XXX	XXX	XXX	XXX	XXX	XXX	XXX	XXX	XXX		XXX	XXX
12. Totals											68	32

SCHEDULE P - PART 2C - COMMERCIAL AUTO/TRUCK LIABILITY/MEDICAL

1. Prior.....												
2. 2009.....												
3. 2010.....	XXX											
4. 2011.....	XXX	XXX										
5. 2012.....	XXX	XXX	XXX									
6. 2013.....	XXX	XXX	XXX	XXX								
7. 2014.....	XXX	XXX	XXX	XXX	XXX							
8. 2015.....	XXX	XXX	XXX	XXX	XXX	XXX						
9. 2016.....	XXX	XXX	XXX	XXX	XXX	XXX	XXX					
10. 2017.....	XXX	XXX	XXX	XXX	XXX	XXX	XXX	XXX				XXX
11. 2018.....	XXX	XXX	XXX	XXX	XXX	XXX	XXX	XXX	XXX		XXX	XXX
12. Totals												

SCHEDULE P - PART 2D - WORKERS' COMPENSATION
(EXCLUDING EXCESS WORKERS' COMPENSATION)

1. Prior.....												
2. 2009.....												
3. 2010.....	XXX											
4. 2011.....	XXX	XXX										
5. 2012.....	XXX	XXX	XXX									
6. 2013.....	XXX	XXX	XXX	XXX								
7. 2014.....	XXX	XXX	XXX	XXX	XXX							
8. 2015.....	XXX	XXX	XXX	XXX	XXX	XXX						
9. 2016.....	XXX	XXX	XXX	XXX	XXX	XXX	XXX					
10. 2017.....	XXX	XXX	XXX	XXX	XXX	XXX	XXX	XXX				XXX
11. 2018.....	XXX	XXX	XXX	XXX	XXX	XXX	XXX	XXX	XXX		XXX	XXX
12. Totals												

SCHEDULE P - PART 2E - COMMERCIAL MULTIPLE PERIL

1. Prior.....												
2. 2009.....												
3. 2010.....	XXX											
4. 2011.....	XXX	XXX										
5. 2012.....	XXX	XXX	XXX									
6. 2013.....	XXX	XXX	XXX	XXX								
7. 2014.....	XXX	XXX	XXX	XXX	XXX							
8. 2015.....	XXX	XXX	XXX	XXX	XXX	XXX						
9. 2016.....	XXX	XXX	XXX	XXX	XXX	XXX	XXX					
10. 2017.....	XXX	XXX	XXX	XXX	XXX	XXX	XXX	XXX				XXX
11. 2018.....	XXX	XXX	XXX	XXX	XXX	XXX	XXX	XXX	XXX		XXX	XXX
12. Totals												

Schedule P - Part 2F - Section 1 - Medical Professional Liability - Occurrence

N O N E

Schedule P - Part 2F - Section 2 - Medical Professional Liability - Claims-Made

N O N E

Schedule P - Part 2G - Special Liability (Ocean Marine, Aircraft (all perils), Boiler and Machinery)

N O N E

Schedule P - Part 2H - Section 1 - Other Liability - Occurrence

N O N E

Schedule P - Part 2H - Section 2- Other Liability - Claims-Made

N O N E

ANNUAL STATEMENT FOR THE YEAR 2018 OF THE Bristol West Insurance Company

SCHEDULE P - PART 2I - SPECIAL PROPERTY (FIRE, ALLIED LINES, INLAND MARINE, EARTHQUAKE, BURGLARY, AND THEFT)

Years in Which Losses Were Incurred	INCURRED NET LOSSES AND DEFENSE AND COST CONTAINMENT EXPENSES REPORTED AT YEAR END (\$000 OMITTED)										DEVELOPMENT	
	1 2009	2 2010	3 2011	4 2012	5 2013	6 2014	7 2015	8 2016	9 2017	10 2018	11 One Year	12 Two Year
1. Prior.....	XXX	XXX	XXX	XXX	XXX	XXX	XXX	XXX				
2. 2017.....	XXX	XXX	XXX	XXX	XXX	XXX	XXX	XXX				XXX
3. 2018.....	XXX	XXX	XXX	XXX	XXX	XXX	XXX	XXX	XXX		XXX	XXX
4. Totals												

SCHEDULE P - PART 2J - AUTO PHYSICAL DAMAGE

1. Prior.....	XXX	XXX	XXX	XXX	XXX	XXX	XXX	12	(15)	(36)	(20)	(48)
2. 2017.....	XXX	XXX	XXX	XXX	XXX	XXX	XXX	XXX				XXX
3. 2018.....	XXX	XXX	XXX	XXX	XXX	XXX	XXX	XXX	XXX		XXX	XXX
4. Totals											(20)	(48)

SCHEDULE P - PART 2K - FIDELITY/SURETY

1. Prior.....	XXX	XXX	XXX	XXX	XXX	XXX	XXX					
2. 2017.....	XXX	XXX	XXX	XXX	XXX	XXX	XXX	XXX				XXX
3. 2018.....	XXX	XXX	XXX	XXX	XXX	XXX	XXX	XXX	XXX		XXX	XXX
4. Totals												

SCHEDULE P - PART 2L - OTHER (INCLUDING CREDIT, ACCIDENT AND HEALTH)

1. Prior.....	XXX	XXX	XXX	XXX	XXX	XXX	XXX					
2. 2017.....	XXX	XXX	XXX	XXX	XXX	XXX	XXX	XXX				XXX
3. 2018.....	XXX	XXX	XXX	XXX	XXX	XXX	XXX	XXX	XXX		XXX	XXX
4. Totals												

SCHEDULE P - PART 2M - INTERNATIONAL

1. Prior.....												
2. 2009.....												
3. 2010.....	XXX											
4. 2011.....	XXX	XXX										
5. 2012.....	XXX	XXX	XXX									
6. 2013.....	XXX	XXX	XXX	XXX								
7. 2014.....	XXX	XXX	XXX	XXX	XXX							
8. 2015.....	XXX	XXX	XXX	XXX	XXX	XXX						
9. 2016.....	XXX	XXX	XXX	XXX	XXX	XXX	XXX					
10. 2017.....	XXX	XXX	XXX	XXX	XXX	XXX	XXX	XXX				XXX
11. 2018.....	XXX	XXX	XXX	XXX	XXX	XXX	XXX	XXX	XXX		XXX	XXX
12. Totals												

Schedule P - Part 2N - Reinsurance - Nonproportional Assumed Property

N O N E

Schedule P - Part 2O - Reinsurance - Nonproportional Assumed Liability

N O N E

Schedule P - Part 2P - Reinsurance - Nonproportional Assumed Financial Lines

N O N E

Schedule P - Part 2R - Section 1 - Products Liability - Occurrence

N O N E

Schedule P - Part 2R - Section 2 - Products Liability - Claims-Made

N O N E

Schedule P - Part 2S - Financial Guaranty/Mortgage Guaranty

N O N E

Schedule P - Part 2T - Warranty

N O N E

SCHEDULE P - PART 3A - HOMEOWNERS/FAROWNERS

Years in Which Losses Were Incurred	CUMULATIVE PAID NET LOSSES AND DEFENSE AND COST CONTAINMENT EXPENSES REPORTED AT YEAR END (\$000 OMITTED)										11 Number of Claims Closed With Loss Payment	12 Number of Claims Closed Without Loss Payment
	1	2	3	4	5	6	7	8	9	10		
	2009	2010	2011	2012	2013	2014	2015	2016	2017	2018		
1. Prior.....	.000											
2. 2009.....												
3. 2010.....	XXX											
4. 2011.....	XXX	XXX										
5. 2012.....	XXX	XXX	XXX									
6. 2013.....	XXX	XXX	XXX	XXX								
7. 2014.....	XXX	XXX	XXX	XXX	XXX							
8. 2015.....	XXX	XXX	XXX	XXX	XXX	XXX						
9. 2016.....	XXX	XXX	XXX	XXX	XXX	XXX	XXX					
10. 2017.....	XXX	XXX	XXX	XXX	XXX	XXX	XXX	XXX				
11. 2018.....	XXX	XXX	XXX	XXX	XXX	XXX	XXX	XXX	XXX			

SCHEDULE P - PART 3B - PRIVATE PASSENGER AUTO LIABILITY/MEDICAL

1. Prior.....	.000	7,113	9,737	10,986	12,188	12,467	12,859	13,065	13,256	13,441	2,413	318
2. 2009.....	5,205	9,399	11,525	12,510	12,917	13,074	13,116	13,128	13,135	13,141	29,097	17,570
3. 2010.....	XXX										36,118	13,728
4. 2011.....	XXX	XXX									32,669	11,857
5. 2012.....	XXX	XXX	XXX								31,088	13,630
6. 2013.....	XXX	XXX	XXX	XXX							22,260	13,272
7. 2014.....	XXX	XXX	XXX	XXX	XXX						19,848	7,989
8. 2015.....	XXX	XXX	XXX	XXX	XXX	XXX					21,616	8,256
9. 2016.....	XXX	XXX	XXX	XXX	XXX	XXX	XXX				21,511	7,801
10. 2017.....	XXX	XXX	XXX	XXX	XXX	XXX	XXX	XXX			19,983	7,514
11. 2018.....	XXX	XXX	XXX	XXX	XXX	XXX	XXX	XXX	XXX		17,555	8,186

SCHEDULE P - PART 3C - COMMERCIAL AUTO/TRUCK LIABILITY/MEDICAL

1. Prior.....	.000											
2. 2009.....												
3. 2010.....	XXX											
4. 2011.....	XXX	XXX										
5. 2012.....	XXX	XXX	XXX									
6. 2013.....	XXX	XXX	XXX	XXX								
7. 2014.....	XXX	XXX	XXX	XXX	XXX							
8. 2015.....	XXX	XXX	XXX	XXX	XXX	XXX						
9. 2016.....	XXX	XXX	XXX	XXX	XXX	XXX	XXX					
10. 2017.....	XXX	XXX	XXX	XXX	XXX	XXX	XXX	XXX				
11. 2018.....	XXX	XXX	XXX	XXX	XXX	XXX	XXX	XXX	XXX			

SCHEDULE P - PART 3D - WORKERS' COMPENSATION
(EXCLUDING EXCESS WORKERS' COMPENSATION)

1. Prior.....	.000											
2. 2009.....												
3. 2010.....	XXX											
4. 2011.....	XXX	XXX										
5. 2012.....	XXX	XXX	XXX									
6. 2013.....	XXX	XXX	XXX	XXX								
7. 2014.....	XXX	XXX	XXX	XXX	XXX							
8. 2015.....	XXX	XXX	XXX	XXX	XXX	XXX						
9. 2016.....	XXX	XXX	XXX	XXX	XXX	XXX	XXX					
10. 2017.....	XXX	XXX	XXX	XXX	XXX	XXX	XXX	XXX				
11. 2018.....	XXX	XXX	XXX	XXX	XXX	XXX	XXX	XXX	XXX			

SCHEDULE P - PART 3E - COMMERCIAL MULTIPLE PERIL

1. Prior.....	.000											
2. 2009.....												
3. 2010.....	XXX											
4. 2011.....	XXX	XXX										
5. 2012.....	XXX	XXX	XXX									
6. 2013.....	XXX	XXX	XXX	XXX								
7. 2014.....	XXX	XXX	XXX	XXX	XXX							
8. 2015.....	XXX	XXX	XXX	XXX	XXX	XXX						
9. 2016.....	XXX	XXX	XXX	XXX	XXX	XXX	XXX					
10. 2017.....	XXX	XXX	XXX	XXX	XXX	XXX	XXX	XXX				
11. 2018.....	XXX	XXX	XXX	XXX	XXX	XXX	XXX	XXX	XXX			

Schedule P - Part 3F - Section 1 - Medical Professional Liability - Occurrence

N O N E

Schedule P - Part 3F - Section 2 - Medical Professional Liability - Claims-Made

N O N E

Schedule P - Part 3G - Special Liability

N O N E

Schedule P - Part 3H - Section 1 - Other Liability - Occurrence

N O N E

Schedule P - Part 3H - Section 2 - Other Liability - Claims-Made

N O N E

ANNUAL STATEMENT FOR THE YEAR 2018 OF THE Bristol West Insurance Company

SCHEDULE P - PART 3I - SPECIAL PROPERTY (FIRE, ALLIED LINES, INLAND MARINE, EARTHQUAKE, BURGLARY, AND THEFT)

Years in Which Losses Were Incurred	CUMULATIVE PAID NET LOSSES AND DEFENSE AND COST CONTAINMENT EXPENSES REPORTED AT YEAR END (\$000 OMITTED)										11 Number of Claims Closed With Loss Payment	12 Number of Claims Closed Without Loss Payment
	1	2	3	4	5	6	7	8	9	10		
	2009	2010	2011	2012	2013	2014	2015	2016	2017	2018		
1. Prior.....	XXX	XXX	XXX	XXX	XXX	XXX	XXX	XXX			XXX	XXX
2. 2017.....	XXX	XXX	XXX	XXX	XXX	XXX	XXX	XXX			XXX	XXX
3. 2018.....	XXX	XXX	XXX	XXX	XXX	XXX	XXX	XXX	XXX		XXX	XXX

SCHEDULE P - PART 3J - AUTO PHYSICAL DAMAGE

1. Prior.....	XXX	XXX	XXX	XXX	XXX	XXX	XXX	.000	(15)	(35)	183,527	46,021
2. 2017.....	XXX	XXX	XXX	XXX	XXX	XXX	XXX	XXX			16,675	4,901
3. 2018.....	XXX	XXX	XXX	XXX	XXX	XXX	XXX	XXX	XXX		17,896	5,538

SCHEDULE P - PART 3K - FIDELITY/SURETY

1. Prior.....	XXX	XXX	XXX	XXX	XXX	XXX	XXX	XXX			XXX	XXX
2. 2017.....	XXX	XXX	XXX	XXX	XXX	XXX	XXX	XXX			XXX	XXX
3. 2018.....	XXX	XXX	XXX	XXX	XXX	XXX	XXX	XXX	XXX		XXX	XXX

SCHEDULE P - PART 3L - OTHER (INCLUDING CREDIT, ACCIDENT AND HEALTH)

1. Prior.....	XXX	XXX	XXX	XXX	XXX	XXX	XXX	.000			XXX	XXX
2. 2017.....	XXX	XXX	XXX	XXX	XXX	XXX	XXX	XXX			XXX	XXX
3. 2018.....	XXX	XXX	XXX	XXX	XXX	XXX	XXX	XXX	XXX		XXX	XXX

SCHEDULE P - PART 3M - INTERNATIONAL

1. Prior.....	.000										XXX	XXX
2. 2009.....											XXX	XXX
3. 2010.....	XXX										XXX	XXX
4. 2011.....	XXX	XXX									XXX	XXX
5. 2012.....	XXX	XXX	XXX								XXX	XXX
6. 2013.....	XXX	XXX	XXX	XXX							XXX	XXX
7. 2014.....	XXX	XXX	XXX	XXX	XXX						XXX	XXX
8. 2015.....	XXX	XXX	XXX	XXX	XXX	XXX					XXX	XXX
9. 2016.....	XXX	XXX	XXX	XXX	XXX	XXX	XXX				XXX	XXX
10. 2017.....	XXX	XXX	XXX	XXX	XXX	XXX	XXX	XXX			XXX	XXX
11. 2018.....	XXX	XXX	XXX	XXX	XXX	XXX	XXX	XXX	XXX		XXX	XXX

Schedule P - Part 3N - Reinsurance - Nonproportional Assumed Property

N O N E

Schedule P - Part 3O - Reinsurance - Nonproportional Assumed Liability

N O N E

Schedule P - Part 3P - Reinsurance - Nonproportional Assumed Financial Lines

N O N E

Schedule P - Part 3R - Section 1 - Product Liability - Occurrence

N O N E

Schedule P - Part 3R - Section 2 - Product Liability - Claims-Made

N O N E

Schedule P - Part 3S - Financial Guaranty/Mortgage Guaranty

N O N E

Schedule P - Part 3T - Warranty

N O N E

ANNUAL STATEMENT FOR THE YEAR 2018 OF THE Bristol West Insurance Company

SCHEDULE P - PART 4A - HOMEOWNERS/FARMOWNERS

Years in Which Losses Were Incurred	BULK AND IBNR RESERVES ON NET LOSSES AND DEFENSE AND COST CONTAINMENT EXPENSES REPORTED AT YEAR END (\$000 OMITTED)									
	1	2	3	4	5	6	7	8	9	10
	2009	2010	2011	2012	2013	2014	2015	2016	2017	2018
1. Prior.....										
2. 2009.....										
3. 2010.....	XXX									
4. 2011.....	XXX	XXX								
5. 2012.....	XXX	XXX	XX							
6. 2013.....	XXX	XXX	XX	XX						
7. 2014.....	XXX	XXX	XX	XXX	XXX					
8. 2015.....	XXX	XXX	XXX	XXX	XXX	XXX				
9. 2016.....	XXX	XXX	XXX	XXX	XXX	XXX	XXX			
10. 2017.....	XXX	XXX	XXX	XXX	XXX	XXX	XXX	XXX		
11. 2018.....	XXX	XXX	XXX	XXX	XXX	XXX	XXX	XXX	XXX	

SCHEDULE P - PART 4B - PRIVATE PASSENGER AUTO LIABILITY/MEDICAL

1. Prior.....	7,985	975	657	884	587	296	134	55	5	
2. 2009.....	2,959	903	418	186	75	52	21	13	9	2
3. 2010.....	XXX									
4. 2011.....	XXX	XXX								
5. 2012.....	XXX	XXX	XXX							
6. 2013.....	XXX	XXX	XXX	XXX						
7. 2014.....	XXX	XXX	XXX	XXX	XXX					
8. 2015.....	XXX	XXX	XXX	XXX	XXX	XXX				
9. 2016.....	XXX	XXX	XXX	XXX	XXX	XXX	XXX			
10. 2017.....	XXX	XXX	XXX	XXX	XXX	XXX	XXX	XXX		
11. 2018.....	XXX	XXX	XXX	XXX	XXX	XXX	XXX	XXX	XXX	

SCHEDULE P - PART 4C - COMMERCIAL AUTO/TRUCK LIABILITY/MEDICAL

1. Prior.....										
2. 2009.....										
3. 2010.....	XXX									
4. 2011.....	XXX	XXX								
5. 2012.....	XXX	XXX	XXX							
6. 2013.....	XXX	XXX	XX	XXX						
7. 2014.....	XXX	XXX	XX	XXX	XX					
8. 2015.....	XXX	XXX	XX	XXX	XX	XX				
9. 2016.....	XXX	XXX	XX	XXX	XX	XX	XXX			
10. 2017.....	XXX	XXX	XXX	XXX	XXX	XXX	XXX	XXX		
11. 2018.....	XXX	XXX	XXX	XXX	XXX	XXX	XXX	XXX	XXX	

SCHEDULE P - PART 4D - WORKERS' COMPENSATION
(EXCLUDING EXCESS WORKERS' COMPENSATION)

1. Prior.....										
2. 2009.....										
3. 2010.....	XXX									
4. 2011.....	XXX	XXX								
5. 2012.....	XXX	XXX	XXX							
6. 2013.....	XXX	XXX	XX	XXX						
7. 2014.....	XXX	XXX	XX	XXX	XX					
8. 2015.....	XXX	XXX	XX	XXX	XX	XX				
9. 2016.....	XXX	XXX	XX	XXX	XX	XX	XXX			
10. 2017.....	XXX	XXX	XXX	XXX	XXX	XXX	XXX	XXX		
11. 2018.....	XXX	XXX	XXX	XXX	XXX	XXX	XXX	XXX	XXX	

SCHEDULE P - PART 4E - COMMERCIAL MULTIPLE PERIL

1. Prior.....										
2. 2009.....										
3. 2010.....	XXX									
4. 2011.....	XXX	XXX								
5. 2012.....	XXX	XXX	XXX							
6. 2013.....	XXX	XXX	XX	XXX						
7. 2014.....	XXX	XXX	XX	XXX	XX					
8. 2015.....	XXX	XXX	XX	XXX	XX	XX				
9. 2016.....	XXX	XXX	XX	XXX	XX	XX	XXX			
10. 2017.....	XXX	XXX	XXX	XXX	XXX	XXX	XXX	XXX		
11. 2018.....	XXX	XXX	XXX	XXX	XXX	XXX	XXX	XXX	XXX	

Schedule P - Part 4F - Section 1 - Medical Professional Liability - Occurrence

N O N E

Schedule P - Part 4F - Section 2 - Medical Professional Liability - Claims-Made

N O N E

Schedule P - Part 4G - Special Liability

N O N E

Schedule P - Part 4H - Section 1 - Other Liability - Occurrence

N O N E

Schedule P - Part 4H - Section 2 - Other Liability - Claims-Made

N O N E

ANNUAL STATEMENT FOR THE YEAR 2018 OF THE Bristol West Insurance Company

SCHEDULE P - PART 4I - SPECIAL PROPERTY (FIRE, ALLIED LINES, INLAND MARINE, EARTHQUAKE, BURGLARY, AND THEFT)

Years in Which Losses Were Incurred	BULK AND IBNR RESERVES ON NET LOSSES AND DEFENSE AND COST CONTAINMENT EXPENSES REPORTED AT YEAR END (\$000 OMITTED)									
	1	2	3	4	5	6	7	8	9	10
	2009	2010	2011	2012	2013	2014	2015	2016	2017	2018
1. Prior	XXX	XXX	XXX	XXX	XXX	XXX	XXX			
2. 2017	XXX	XXX	XXX	XXX	XXX	XXX	XXX	XXX		
3. 2018	XXX	XXX	XXX	XXX	XXX	XXX	XXX	XXX	XXX	

SCHEDULE P - PART 4J - AUTO PHYSICAL DAMAGE

1. Prior	XXX	XXX	XXX	XXX	XXX	XXX	XXX	12		
2. 2017	XXX	XXX	XXX	XXX	XXX	XXX	XXX	XXX		
3. 2018	XXX	XXX	XXX	XXX	XXX	XXX	XXX	XXX	XXX	

SCHEDULE P - PART 4K - FIDELITY/SURETY

1. Prior	XXX	XXX	XXX	XXX	XXX	XXX	XXX			
2. 2017	XXX	XXX	XXX	XXX	XXX	XXX	XXX	XXX		
3. 2018	XXX	XXX	XXX	XXX	XXX	XXX	XXX	XXX	XXX	

SCHEDULE P - PART 4L - OTHER (INCLUDING CREDIT, ACCIDENT AND HEALTH)

1. Prior	XXX	XXX	XXX	XXX	XXX	XXX	XXX			
2. 2017	XXX	XXX	XXX	XXX	XXX	XXX	XXX	XXX		
3. 2018	XXX	XXX	XXX	XXX	XXX	XXX	XXX	XXX	XXX	

SCHEDULE P - PART 4M - INTERNATIONAL

1. Prior										
2. 2009										
3. 2010	XXX									
4. 2011	XXX	XXX								
5. 2012	XXX	XXX	XXX							
6. 2013	XXX	XXX	XXX	XXX						
7. 2014	XXX	XXX	XXX	XXX	XXX					
8. 2015	XXX	XXX	XXX	XXX	XXX	XXX				
9. 2016	XXX	XXX	XXX	XXX	XXX	XXX	XXX			
10. 2017	XXX	XXX	XXX	XXX	XXX	XXX	XXX	XXX		
11. 2018	XXX	XXX	XXX	XXX	XXX	XXX	XXX	XXX	XXX	

Schedule P - Part 4N - Reinsurance - Nonproportional Assumed Property
N O N E

Schedule P - Part 4O - Reinsurance - Nonproportional Assumed Liability
N O N E

Schedule P - Part 4P - Reinsurance - Nonproportional Assumed Financial Lines
N O N E

Schedule P - Part 4R - Section 1 - Products Liability - Occurrence
N O N E

Schedule P - Part 4R - Section 2 - Products Liability - Claims-Made
N O N E

Schedule P - Part 4S - Financial Guaranty/Mortgage Guaranty
N O N E

Schedule P - Part 4T - Warranty
N O N E

Schedule P - Part 5A - Homeowners/Farmowners - Section 1
N O N E

Schedule P - Part 5A - Homeowners/Farmowners - Section 2
N O N E

Schedule P - Part 5A - Homeowners/Farmowners - Section 3
N O N E

ANNUAL STATEMENT FOR THE YEAR 2018 OF THE Bristol West Insurance Company

SCHEDULE P - PART 5B - PRIVATE PASSENGER AUTO LIABILITY/MEDICAL

SECTION 1

Years in Which Premiums Were Earned and Losses Were Incurred	CUMULATIVE NUMBER OF CLAIMS CLOSED WITH LOSS PAYMENT DIRECT AND ASSUMED AT YEAR END									
	1	2	3	4	5	6	7	8	9	10
	2009	2010	2011	2012	2013	2014	2015	2016	2017	2018
1. Prior.....	6,988	1,422	472	190	222	77	13	14	3	
2. 2009.....	18,709	26,830	28,364	28,795	28,984	29,055	29,073	29,088	29,093	29,097
3. 2010.....	XXX	25,294	34,258	35,375	35,892	36,041	36,089	36,109	36,114	36,118
4. 2011.....	XXX	XXX	23,877	30,940	32,089	32,488	32,599	32,645	32,663	32,669
5. 2012.....	XXX	XXX	XXX	22,605	29,754	30,635	30,921	31,024	31,061	31,088
6. 2013.....	XXX	XXX	XXX	XXX	17,911	21,314	21,927	22,139	22,213	22,260
7. 2014.....	XXX	XXX	XXX	XXX	XXX	14,752	19,015	19,600	19,788	19,848
8. 2015.....	XXX	XXX	XXX	XXX	XXX	XXX	16,451	20,801	21,429	21,616
9. 2016.....	XXX	XXX	XXX	XXX	XXX	XXX	XXX	16,378	20,900	21,511
10. 2017.....	XXX	XXX	XXX	XXX	XXX	XXX	XXX	XXX	15,463	19,983
11. 2018.....	XXX	XXX	XXX	XXX	XXX	XXX	XXX	XXX	XXX	17,555

SECTION 2

Years in Which Premiums Were Earned and Losses Were Incurred	NUMBER OF CLAIMS OUTSTANDING DIRECT AND ASSUMED AT YEAR END									
	1	2	3	4	5	6	7	8	9	10
	2009	2010	2011	2012	2013	2014	2015	2016	2017	2018
1. Prior.....	2,213	977	504	307	105	42	30	70	3	
2. 2009.....	7,189	1,881	708	277	89	32	22	15	8	5
3. 2010.....	XXX	6,528	1,717	741	210	75	31	14	11	6
4. 2011.....	XXX	XXX	5,611	1,577	526	184	66	28	10	6
5. 2012.....	XXX	XXX	XXX	5,917	1,221	423	171	65	33	7
6. 2013.....	XXX	XXX	XXX	XXX	3,965	768	305	130	62	14
7. 2014.....	XXX	XXX	XXX	XXX	XXX	3,820	693	250	91	27
8. 2015.....	XXX	XXX	XXX	XXX	XXX	XXX	3,803	750	290	122
9. 2016.....	XXX	XXX	XXX	XXX	XXX	XXX	XXX	4,022	724	268
10. 2017.....	XXX	XXX	XXX	XXX	XXX	XXX	XXX	XXX	3,926	761
11. 2018.....	XXX	XXX	XXX	XXX	XXX	XXX	XXX	XXX	XXX	5,041

SECTION 3

Years in Which Premiums Were Earned and Losses Were Incurred	CUMULATIVE NUMBER OF CLAIMS REPORTED DIRECT AND ASSUMED AT YEAR END									
	1	2	3	4	5	6	7	8	9	10
	2009	2010	2011	2012	2013	2014	2015	2016	2017	2018
1. Prior.....	2,578	370	113	71	112	61	8	2	1	
2. 2009.....	41,083	45,814	46,370	46,475	46,574	46,645	46,655	46,665	46,669	46,672
3. 2010.....	XXX	43,539	49,327	49,634	49,794	49,833	49,848	49,851	49,852	49,852
4. 2011.....	XXX	XXX	39,579	44,004	44,391	44,491	44,518	44,526	44,530	44,532
5. 2012.....	XXX	XXX	XXX	39,919	44,243	44,597	44,680	44,705	44,711	44,725
6. 2013.....	XXX	XXX	XXX	XXX	34,079	35,221	35,466	35,528	35,543	35,546
7. 2014.....	XXX	XXX	XXX	XXX	XXX	25,293	27,553	27,774	27,844	27,864
8. 2015.....	XXX	XXX	XXX	XXX	XXX	XXX	27,392	29,693	29,906	29,994
9. 2016.....	XXX	XXX	XXX	XXX	XXX	XXX	XXX	26,987	29,338	29,580
10. 2017.....	XXX	XXX	XXX	XXX	XXX	XXX	XXX	XXX	25,767	28,258
11. 2018.....	XXX	XXX	XXX	XXX	XXX	XXX	XXX	XXX	XXX	30,782

Schedule P - Part 5C - Commercial Auto/Truck Liability/Medical - Section 1

N O N E

Schedule P - Part 5C - Commercial Auto/Truck Liability/Medical - Section 2

N O N E

Schedule P - Part 5C - Commercial Auto/Truck Liability/Medical - Section 3

N O N E

Schedule P-Part 5D-Workers' Compensation (Excluding Excess Workers' Compensation)-Section 1

N O N E

Schedule P-Part 5D-Workers' Compensation (Excluding Excess Workers' Compensation)-Section 2

N O N E

Schedule P-Part 5D-Workers' Compensation (Excluding Excess Workers' Compensation)-Section 3

N O N E

Schedule P - Part 5E - Commercial Multiple Peril - Section 1

N O N E

Schedule P - Part 5E - Commercial Multiple Peril - Section 2

N O N E

Schedule P - Part 5E - Commercial Multiple Peril - Section 3

N O N E

Schedule P - Part 5F - Medical Professional Liability - Occurrence - Section 1A

N O N E

Schedule P - Part 5F - Medical Professional Liability - Occurrence - Section 2A

N O N E

Schedule P - Part 5F - Medical Professional Liability - Occurrence - Section 3A

N O N E

Schedule P - Part 5F - Medical Professional Liability - Claims-Made - Section 1B

N O N E

Schedule P - Part 5F - Medical Professional Liability - Claims-Made - Section 2B

N O N E

Schedule P - Part 5F - Medical Professional Liability - Claims-Made - Section 3B

N O N E

Schedule P - Part 5H - Other Liability - Occurrence - Section 1A

N O N E

Schedule P - Part 5H - Other Liability - Occurrence - Section 2A

N O N E

Schedule P - Part 5H - Other Liability - Occurrence - Section 3A

N O N E

Schedule P - Part 5H - Other Liability - Claims-Made - Section 1B

N O N E

Schedule P - Part 5H - Other Liability - Claims-Made - Section 2B

N O N E

Schedule P - Part 5H - Other Liability - Claims-Made - Section 3B

N O N E

Schedule P - Part 5R - Products Liability - Occurrence - Section 1A

N O N E

Schedule P - Part 5R - Products Liability - Occurrence - Section 2A

N O N E

Schedule P - Part 5R - Products Liability - Occurrence - Section 3A

N O N E

Schedule P - Part 5R - Products Liability - Claims-Made - Section 1B

N O N E

Schedule P - Part 5R - Products Liability - Claims-Made - Section 2B

N O N E

Schedule P - Part 5R - Products Liability - Claims-Made - Section 3B

N O N E

Schedule P - Part 5T - Warranty - Section 1

N O N E

Schedule P - Part 5T - Warranty - Section 2

N O N E

Schedule P - Part 5T - Warranty - Section 3

N O N E

Schedule P - Part 6C - Commercial Auto/Truck Liability/Medical - Section 1

N O N E

Schedule P - Part 6C - Commercial Auto/Truck Liability/Medical - Section 2

N O N E

Schedule P-Part 6D-Workers' Compensation (Excluding Excess Workers' Compensation)-Section 1

N O N E

Schedule P-Part 6D-Workers' Compensation (Excluding Excess Workers' Compensation)-Section 2

N O N E

Schedule P - Part 6E - Commercial Multiple Peril - Section 1

N O N E

Schedule P - Part 6E - Commercial Multiple Peril - Section 2

N O N E

Schedule P - Part 6H - Other Liability - Occurrence - Section 1A

N O N E

Schedule P - Part 6H - Other Liability - Occurrence - Section 2A

N O N E

Schedule P - Part 6H - Other Liability - Claims-Made - Section 1B

N O N E

Schedule P - Part 6H - Other Liability - Claims-Made - Section 2B

N O N E

Schedule P - Part 6M - International - Section 1

N O N E

Schedule P - Part 6M - International - Section 2

N O N E

Schedule P - Part 6N- Reinsurance A - Nonproportional Assumed Property - Section 1
N O N E

Schedule P - Part 6N- Reinsurance A - Nonproportional Assumed Property - Section 2
N O N E

Schedule P - Part 6O - Reinsurance B - Nonproportional Liability - Section 1
N O N E

Schedule P - Part 6O - Reinsurance B - Nonproportional Assumed Liability - Section 2
N O N E

Schedule P - Part 6R - Products Liability - Occurrence - Section 1A
N O N E

Schedule P - Part 6R - Products Liability - Occurrence - Section 2A
N O N E

Schedule P - Part 6R - Products Liability - Claims-Made - Section 1B
N O N E

Schedule P - Part 6R - Products Liability - Claims-Made - Section 2B
N O N E

Schedule P - Part 7A - Section 1 - Primary Loss Sensitive Contracts
N O N E

Schedule P - Part 7A - Section 2 - Primary Loss Sensitive Contracts
N O N E

Schedule P - Part 7A - Section 3 - Primary Loss Sensitive Contracts
N O N E

Schedule P - Part 7A - Section 4 - Primary Loss Sensitive Contracts
N O N E

Schedule P - Part 7A - Section 5 - Primary Loss Sensitive Contracts
N O N E

Schedule P - Part 7B - Section 1 - Reinsurance Loss Sensitive Contracts
N O N E

Schedule P - Part 7B - Section 2 - Reinsurance Loss Sensitive Contracts
N O N E

Schedule P - Part 7B - Section 3 - Reinsurance Loss Sensitive Contracts
N O N E

Schedule P - Part 7B - Section 4 - Reinsurance Loss Sensitive Contracts
N O N E

Schedule P - Part 7B - Section 5 - Reinsurance Loss Sensitive Contracts
N O N E

Schedule P - Part 7B - Section 6 - Reinsurance Loss Sensitive Contracts
N O N E

Schedule P - Part 7B - Section 7 - Reinsurance Loss Sensitive Contracts
N O N E

SCHEDULE P INTERROGATORIES

1. The following questions relate to yet-to-be-issued Extended Reporting Endorsements (EREs) arising from Death, Disability, or Retirement (DDR) provisions in Medical Professional Liability Claims Made insurance policies. EREs provided for reasons other than DDR are not to be included.
- 1.1 Does the company issue Medical Professional Liability Claims Made insurance policies that provide tail (also known as an extended reporting endorsement, or “ERE”) benefits in the event of Death, Disability, or Retirement (DDR) at a reduced charge or at no additional cost? Yes [] No [X]
If the answer to question 1.1 is “no”, leave the following questions blank. If the answer to question 1.1 is “yes”, please answer the following questions:
- 1.2 What is the total amount of the reserve for that provision (DDR Reserve), as reported, explicitly or not, elsewhere in this statement (in dollars)?\$
- 1.3 Does the company report any DDR reserve as Unearned Premium Reserve per SSAP #65? Yes [] No []
- 1.4 Does the company report any DDR reserve as loss or loss adjustment expense reserve? Yes [] No []
- 1.5 If the company reports DDR reserve as Unearned Premium Reserve, does that amount match the figure on the Underwriting and Investment Exhibit, Part 1A - Recapitulation of all Premiums (Page 7) Column 2, Lines 11.1 plus 11.2? Yes [] No [] N/A []
- 1.6 If the company reports DDR reserve as loss or loss adjustment expense reserve, please complete the following table corresponding to where these reserves are reported in Schedule P:

Years in Which Premiums Were Earned and Losses Were Incurred		DDR Reserve Included in Schedule P, Part 1F, Medical Professional Liability Column 24: Total Net Losses and Expenses Unpaid	
		1 Section 1: Occurrence	2 Section 2: Claims-Made
1.601	Prior		
1.602	2009		
1.603	2010		
1.604	2011		
1.605	2012		
1.606	2013		
1.607	2014		
1.608	2015		
1.609	2016		
1.610	2017		
1.611	2018		
1.612	Totals		

2. The definition of allocated loss adjustment expenses (ALAE) and, therefore, unallocated loss adjustment expenses (ULAE) was changed effective January 1, 1998. This change in definition applies to both paid and unpaid expenses. Are these expenses (now reported as “Defense and Cost Containment” and “Adjusting and Other”) reported in compliance with these definitions in this statement? Yes [X] No []
3. The Adjusting and Other expense payments and reserves should be allocated to the years in which the losses were incurred based on the number of claims reported, closed and outstanding in those years. When allocating Adjusting and Other expense between companies in a group or a pool, the Adjusting and Other expense should be allocated in the same percentage used for the loss amounts and the claim counts. For reinsurers, Adjusting and Other expense assumed should be reported according to the reinsurance contract. For Adjusting and Other expense incurred by reinsurers, or in those situations where suitable claim count information is not available, Adjusting and Other expense should be allocated by a reasonable method determined by the company and described in Interrogatory 7, below. Are they so reported in this Statement? Yes [X] No []
4. Do any lines in Schedule P include reserves that are reported gross of any discount to present value of future payments, and that are reported net of such discounts on Page 10? Yes [] No [X]

If yes, proper disclosure must be made in the Notes to Financial Statements, as specified in the Instructions. Also, the discounts must be reported in Schedule P - Part 1, Columns 32 and 33. Schedule P must be completed gross of non-tabular discounting. Work papers relating to discount calculations must be available for examination upon request.
Discounting is allowed only if expressly permitted by the state insurance department to which this Annual Statement is being filed.
5. What were the net premiums in force at the end of the year for:
(in thousands of dollars)

5.1 Fidelity
5.2 Surety
6. Claim count information is reported per claim or per claimant (Indicate which).per claimant.....
If not the same in all years, explain in Interrogatory 7.
- 7.1 The information provided in Schedule P will be used by many persons to estimate the adequacy of the current loss and expense reserves, among other things. Are there any especially significant events, coverage, retention or accounting changes that have occurred that must be considered when making such analyses? Yes [] No [X]
- 7.2 (An extended statement may be attached.)
Adjusting and Other expenses are allocated based on a combination of claim count metrics in conjunction with loss experience by accident year.

SCHEDULE T - PART 2
INTERSTATE COMPACT - EXHIBIT OF PREMIUMS WRITTEN

Allocated by States and Territories

States, Etc.		Direct Business Only				
		1	2	3	4	6
		Life (Group and Individual)	Annuities (Group and Individual)	Disability Income (Group and Individual)	Long-Term Care (Group and Individual)	Totals
1.	Alabama	AL				
2.	Alaska	AK				
3.	Arizona	AZ				
4.	Arkansas	AR				
5.	California	CA				
6.	Colorado	CO				
7.	Connecticut	CT				
8.	Delaware	DE				
9.	District of Columbia	DC				
10.	Florida	FL				
11.	Georgia	GA				
12.	Hawaii	HI				
13.	Idaho	ID				
14.	Illinois	IL				
15.	Indiana	IN				
16.	Iowa	IA				
17.	Kansas	KS				
18.	Kentucky	KY				
19.	Louisiana	LA				
20.	Maine	ME				
21.	Maryland	MD				
22.	Massachusetts	MA				
23.	Michigan	MI				
24.	Minnesota	MN				
25.	Mississippi	MS				
26.	Missouri	MO				
27.	Montana	MT				
28.	Nebraska	NE				
29.	Nevada	NV				
30.	New Hampshire	NH				
31.	New Jersey	NJ				
32.	New Mexico	NM				
33.	New York	NY				
34.	North Carolina	NC				
35.	North Dakota	ND				
36.	Ohio	OH				
37.	Oklahoma	OK				
38.	Oregon	OR				
39.	Pennsylvania	PA				
40.	Rhode Island	RI				
41.	South Carolina	SC				
42.	South Dakota	SD				
43.	Tennessee	TN				
44.	Texas	TX				
45.	Utah	UT				
46.	Vermont	VT				
47.	Virginia	VA				
48.	Washington	WA				
49.	West Virginia	WV				
50.	Wisconsin	WI				
51.	Wyoming	WY				
52.	American Samoa	AS				
53.	Guam	GU				
54.	Puerto Rico	PR				
55.	U.S. Virgin Islands	VI				
56.	Northern Mariana Islands	MP				
57.	Canada	CAN				
58.	Aggregate Other Alien	OT				
59.	Total					

NONE

ANNUAL STATEMENT FOR THE YEAR 2018 OF THE Bristol West Insurance Company

SCHEDULE Y
PART 1A - DETAIL OF INSURANCE HOLDING COMPANY SYSTEM

1	2	3	4	5	6	7	8	9	10	11	12	13	14	15	16
Group Code	Group Name	NAIC Company Code	ID Number	Federal RSSD	CIK	Name of Securities Exchange if Publicly Traded (U.S. or International)	Names of Parent, Subsidiaries Or Affiliates	Domi-ciliary Location	Relation-ship to Reporting Entity	Directly Controlled by (Name of Entity/Person)	Type of Control (Ownership, Board, Management, Attorney-in-Fact, Influence, Other)	If Control is Ownership Provide Per-centage	Ultimate Controlling Entity(ies)/Person(s)	Is an SCA Filing Re-quired? (Y/N)	*
		.00000	82-3608914				11930 Narcoossee Road, LLC	.DE	.NIA	Mid-Century Insurance Company	Ownership	100.000	Farmers Insurance Exchange	.N	
		.00000	81-4674724				145 Great Road, LLC	.DE	.NIA	Mid-Century Insurance Company	Ownership	100.000	Farmers Insurance Exchange	.N	
		.00000	47-3820947				17885 Von Karman, LLC	.CA	.NIA	Farmers Insurance Exchange	Ownership	100.000	Farmers Insurance Exchange	.N	
		.00000	82-2860816				201 Railroad Ave, LLC	.DE	.NIA	Farmers Insurance Exchange	Ownership	100.000	Farmers Insurance Exchange	.N	
.0069	Farmers Insurance Group	.25232	22-3398993				21st Century Advantage Insurance Company	.MN	.IA	21st Century North America Insurance Company	Ownership	100.000	Farmers Insurance Exchange	.N	
.0069	Farmers Insurance Group	.44245	13-3551577				21st Century Assurance Company	.DE	.IA	Mid-Century Insurance Company	Ownership	100.000	Farmers Insurance Exchange	.N	
.0069	Farmers Insurance Group	.10184	22-3337475				21st Century Auto Insurance Company of New Jersey	.NJ	.IA	21st Century Centennial Insurance Company	Ownership	100.000	Farmers Insurance Exchange	.N	
.0069	Farmers Insurance Group	.36404	95-4136306				21st Century Casualty Company	.CA	.IA	21st Century Insurance Group	Ownership	100.000	Farmers Insurance Exchange	.N	
.0069	Farmers Insurance Group	.34789	23-2044095				21st Century Centennial Insurance Company	.PA	.IA	Mid-Century Insurance Company	Ownership	100.000	Farmers Insurance Exchange	.N	
.0069	Farmers Insurance Group	.43974	13-1967524				21st Century Indemnity Insurance Company	.PA	.IA	21st Century Premier Insurance Company	Ownership	100.000	Farmers Insurance Exchange	.N	
		.00000	51-0283170				21st Century Insurance and Financial Services, Inc.	.DE	.NIA	Mid-Century Insurance Company	Ownership	100.000	Farmers Insurance Exchange	.Y	
.0069	Farmers Insurance Group	.12963	95-2565072				21st Century Insurance Company	.CA	.IA	21st Century Insurance Group	Ownership	100.000	Farmers Insurance Exchange	.N	
.0069	Farmers Insurance Group	.10245	86-0812982				21st Century Insurance Company of the Southwest	.TX	.IA	21st Century Insurance Group	Ownership	100.000	Farmers Insurance Exchange	.N	
		.00000	95-1935264				21st Century Insurance Group	.DE	.NIA	Mid-Century Insurance Company	Ownership	100.000	Farmers Insurance Exchange	.Y	
.0069	Farmers Insurance Group	.32220	13-3333609				21st Century North America Insurance Company	.NY	.IA	Mid-Century Insurance Company	Ownership	100.000	Farmers Insurance Exchange	.N	
.0069	Farmers Insurance Group	.23795	02-0226203				21st Century Pacific Insurance Company	.CO	.IA	Mid-Century Insurance Company	Ownership	100.000	Farmers Insurance Exchange	.N	
.0069	Farmers Insurance Group	.10710	13-3922232				21st Century Pinnacle Insurance Company	.NJ	.IA	21st Century North America Insurance Company	Ownership	100.000	Farmers Insurance Exchange	.N	
.0069	Farmers Insurance Group	.22225	95-2743473				21st Century Preferred Insurance Company	.PA	.IA	21st Century Centennial Insurance Company	Ownership	100.000	Farmers Insurance Exchange	.N	
.0069	Farmers Insurance Group	.20796	22-1721971				21st Century Premier Insurance Company	.PA	.IA	21st Century Centennial Insurance Company	Ownership	100.000	Farmers Insurance Exchange	.N	
.0069	Farmers Insurance Group	.43761	95-4232263				21st Century Superior Insurance Company	.CA	.IA	21st Century North America Insurance Company	Ownership	100.000	Farmers Insurance Exchange	.N	
		.00000	82-2666461				2501 East Valley Road, LLC	.DE	.NIA	Fire Insurance Exchange	Ownership	100.000	Fire Insurance Exchange	.N	
		.00000	47-4944225				2720 Fourth Ave, LLC	.DE	.NIA	Farmers Insurance Exchange	Ownership	100.000	Farmers Insurance Exchange	.N	
		.00000	81-0741455				384 Santa Trinita Ave LLC	.DE	.NIA	Fire Insurance Exchange	Ownership	100.000	Farmers Insurance Exchange	.N	
		.00000	81-2487862				3900 Indian Avenue, LLC	.DE	.NIA	Farmers Insurance Exchange	Ownership	100.000	Farmers Insurance Exchange	.N	
		.00000	81-4365602				460 Gibraltar Drive, LLC	.DE	.NIA	Truck Insurance Exchange	Ownership	100.000	Farmers Insurance Exchange	.N	
		.00000	99-0215429				50th State Risk Management Services, Inc.	.HI	.NIA	Hawaii Insurance Consultants, Ltd.	Ownership	100.000	Farmers Insurance Exchange	.N	
		.00000	47-2591947				5401 Wiles Road LLC	.FL	.NIA	Mid-Century Insurance Company	Ownership	100.000	Farmers Insurance Exchange	.N	
		.00000	81-1746692				600 Riverside Parkway, LLC	.DE	.NIA	Farmers Insurance Exchange	Ownership	100.000	Farmers Insurance Exchange	.N	
		.00000	82-4386531				6671-6675 North Macarthur Blvd, LLC	.DE	.NIA	Mid-Century Insurance Company	Ownership	100.000	Farmers Insurance Exchange	.N	
		.00000	47-3968324				922 W. Washington Blvd, LLC	.IL	.NIA	Farmers Insurance Exchange	Ownership	100.000	Farmers Insurance Exchange	.N	
.0069	Farmers Insurance Group	.10805	13-3953213				American Pacific Insurance Company, Inc.	.HI	.IA	Farmers Insurance Hawaii, Inc.	Ownership	100.000	Farmers Insurance Exchange	.N	
.0069	Farmers Insurance Group	.11034	34-1893500				Bristol West Casualty Insurance Company	.OH	.IA	Coast National Insurance Company	Ownership	100.000	Farmers Insurance Exchange	.N	
		.00000	13-3994449				Bristol West Holdings, Inc.	.DE	.UIP	Farmers Insurance Exchange	Ownership	42.000	Farmers Insurance Exchange	.Y	
		.00000	13-3994449				Bristol West Holdings, Inc.	.DE	.UIP	Fire Insurance Exchange	Ownership	3.750	Farmers Insurance Exchange	.Y	
		.00000	13-3994449				Bristol West Holdings, Inc.	.DE	.UIP	Truck Insurance Exchange	Ownership	6.750	Farmers Insurance Exchange	.Y	
		.00000	13-3994449				Bristol West Holdings, Inc.	.DE	.UIP	Mid-Century Insurance Company	Ownership	47.500	Farmers Insurance Exchange	.Y	
.0069	Farmers Insurance Group	.19658	38-1865162				Bristol West Insurance Company	.OH	.RE	Coast National Insurance Company	Ownership	100.000	Farmers Insurance Exchange	.N	
		.00000	65-0880876				Bristol West Insurance Services of California, Inc.	.CA	.NIA	Bristol West Holdings, Inc.	Ownership	100.000	Farmers Insurance Exchange	.N	
		.00000	65-0616769				Bristol West Insurance Services, Inc. of Florida	.FL	.NIA	Bristol West Holdings, Inc.	Ownership	100.000	Farmers Insurance Exchange	.N	
.0069	Farmers Insurance Group	.12774	86-1174452				Bristol West Preferred Insurance Company	.MI	.IA	Bristol West Holdings, Inc.	Ownership	100.000	Farmers Insurance Exchange	.N	
		.00000	65-0919338				BWIS of Nevada, Inc.	.NV	.NIA	Bristol West Holdings, Inc.	Ownership	100.000	Farmers Insurance Exchange	.N	
.0069	Farmers Insurance Group	.10315	95-4528269				Civic Property and Casualty Company	.CA	.IA	Fire Insurance Exchange	Ownership	80.000	Fire Insurance Exchange	.N	
.0069	Farmers Insurance Group	.10315	95-4528269				Civic Property and Casualty Company	.CA	.IA	Truck Insurance Exchange	Ownership	20.000	Fire Insurance Exchange	.N	
		.00000	76-0543593				Coast National General Agency, Inc.	.TX	.NIA	Bristol West Holdings, Inc.	Ownership	100.000	Farmers Insurance Exchange	.N	
		.00000	33-0246699				Coast National Holding Company	.CA	.UIP	Bristol West Holdings, Inc.	Ownership	100.000	Farmers Insurance Exchange	.N	

ANNUAL STATEMENT FOR THE YEAR 2018 OF THE Bristol West Insurance Company

SCHEDULE Y

PART 1A - DETAIL OF INSURANCE HOLDING COMPANY SYSTEM

1	2	3	4	5	6	7	8	9	10	11	12	13	14	15	16
Group Code	Group Name	NAIC Company Code	ID Number	Federal RSSD	CIK	Name of Securities Exchange if Publicly Traded (U.S. or International)	Names of Parent, Subsidiaries Or Affiliates	Domi-ciliary Location	Relation-ship to Reporting Entity	Directly Controlled by (Name of Entity/Person)	Type of Control (Ownership, Board, Management, Attorney-in-Fact, Influence, Other)	If Control is Ownership Provide Percen-tage	Ultimate Controlling Entity(ies)/Person(s)	Is an SCA Filing Re-quired? (Y/N)	*
.0069	Farmers Insurance Group	25089	33-0246701				Coast National Insurance Company	CA	UDP	Coast National Holding Company	Ownership	100.000	Farmers Insurance Exchange	N	
.0069	Farmers Insurance Group	10318	95-4528266				Exact Property and Casualty Company	CA	IA	Fire Insurance Exchange	Ownership	80.000	Fire Insurance Exchange	N	
.0069	Farmers Insurance Group	10318	95-4528266				Exact Property and Casualty Company	CA	IA	Truck Insurance Exchange	Ownership	20.000	Fire Insurance Exchange	N	
		00000	77-0530616				Farmers Financial Solutions, LLC	NV	NIA	FFS Holding, LLC	Ownership	100.000	Farmers Insurance Exchange	N	
.0069	Farmers Insurance Group	21598	95-2626387				Farmers Insurance Company of Arizona	AZ	IA	Farmers Insurance Exchange	Ownership	70.000	Farmers Insurance Exchange	N	
.0069	Farmers Insurance Group	21598	95-2626387				Farmers Insurance Company of Arizona	AZ	IA	Truck Insurance Exchange	Ownership	20.000	Farmers Insurance Exchange	N	
.0069	Farmers Insurance Group	21598	95-2626387				Farmers Insurance Company of Arizona	AZ	IA	Fire Insurance Exchange	Ownership	10.000	Farmers Insurance Exchange	N	
.0069	Farmers Insurance Group	21601	95-2626385				Farmers Insurance Company of Idaho	ID	IA	Farmers Insurance Exchange	Ownership	80.000	Farmers Insurance Exchange	N	
.0069	Farmers Insurance Group	21601	95-2626385				Farmers Insurance Company of Idaho	ID	IA	Fire Insurance Exchange	Ownership	6.700	Farmers Insurance Exchange	N	
.0069	Farmers Insurance Group	21601	95-2626385				Farmers Insurance Company of Idaho	ID	IA	Truck Insurance Exchange	Ownership	13.300	Farmers Insurance Exchange	N	
.0069	Farmers Insurance Group	21636	95-2655893				Farmers Insurance Company of Oregon	OR	IA	Farmers Insurance Exchange	Ownership	80.000	Farmers Insurance Exchange	N	
.0069	Farmers Insurance Group	21636	95-2655893				Farmers Insurance Company of Oregon	OR	IA	Truck Insurance Exchange	Ownership	20.000	Farmers Insurance Exchange	N	
.0069	Farmers Insurance Group	21644	95-2655894				Farmers Insurance Company of Washington	WA	IA	Fire Insurance Exchange	Ownership	80.000	Fire Insurance Exchange	N	
.0069	Farmers Insurance Group	21644	95-2655894				Farmers Insurance Company of Washington	WA	IA	Truck Insurance Exchange	Ownership	20.000	Fire Insurance Exchange	N	
.0069	Farmers Insurance Group	21628	48-0609012				Farmers Insurance Company, Inc.	KS	IA	Farmers Insurance Exchange	Ownership	90.000	Farmers Insurance Exchange	N	
.0069	Farmers Insurance Group	21628	48-0609012				Farmers Insurance Company, Inc.	KS	IA	Fire Insurance Exchange	Ownership	10.000	Farmers Insurance Exchange	N	
.0069	Farmers Insurance Group	21652	95-2575893				Farmers Insurance Exchange	CA	UIP	See Note 1	Other			N	
.0069	Farmers Insurance Group	28487	22-2640040				Farmers Insurance Hawaii, Inc.	HI	IA	Mid-Century Insurance Company	Ownership	100.000	Farmers Insurance Exchange	N	
.0069	Farmers Insurance Group	36889	31-0956373				Farmers Insurance of Columbus, Inc.	OH	IA	Farmers Insurance Exchange	Ownership	100.000	Farmers Insurance Exchange	N	
.0069	Farmers Insurance Group	10806	36-4165395				Farmers New Century Insurance Company	IL	IA	Illinois Farmers Insurance Company	Ownership	100.000	Farmers Insurance Exchange	N	
		00000	95-6048990				Farmers Services Insurance Agency	CA	NIA	Truck Insurance Exchange	Ownership	100.000	Truck Insurance Exchange	N	
										Foremost Insurance Company Grand Rapids, Michigan					
.0069	Farmers Insurance Group	43699	59-2326047				Farmers Specialty Insurance Company	MI	IA	Michigan	Ownership	100.000	Farmers Insurance Exchange	N	
.0069	Farmers Insurance Group	24392	74-1067657				Farmers Texas County Mutual Insurance Company	TX	IA	See Note 3	Management		Farmers Insurance Exchange	N	
		00000	27-0342907				FCOA, LLC	DE	NIA	Foremost Insurance Company Grand Rapids, Michigan	Ownership	100.000	Farmers Insurance Exchange	Y	
		00000	77-0530617				FFS Holding, LLC	NV	NIA	Mid-Century Insurance Company	Ownership	100.000	Farmers Insurance Exchange	Y	
.0069	Farmers Insurance Group	21660	95-6235715				Fire Insurance Exchange	CA	IA	See Note 4	Other			N	
.0069	Farmers Insurance Group	29254	38-1721730				Foremost County Mutual Insurance Company	TX	IA	See Note 5	Management		Farmers Insurance Exchange	N	
		00000	38-2505922				Foremost Express Insurance Agency, Inc.	MI	NIA	FCOA, LLC	Ownership	100.000	Farmers Insurance Exchange	N	
							Foremost Insurance Company Grand Rapids, Michigan								
.0069	Farmers Insurance Group	11185	38-1407533				Foremost Insurance Company Grand Rapids, Michigan	MI	IA	Farmers Insurance Exchange	Ownership	80.000	Farmers Insurance Exchange	N	
.0069	Farmers Insurance Group	11185	38-1407533				Foremost Insurance Company Grand Rapids, Michigan	MI	IA	Fire Insurance Exchange	Ownership	10.000	Farmers Insurance Exchange	N	
.0069	Farmers Insurance Group	11185	38-1407533				Foremost Insurance Company Grand Rapids, Michigan	MI	IA	Truck Insurance Exchange	Ownership	10.000	Farmers Insurance Exchange	N	
.0069	Farmers Insurance Group	41688	75-1779175				Foremost Lloyds of Texas	TX	IA	See Note 6	Management		Farmers Insurance Exchange	N	
							Foremost Property and Casualty Insurance Company			Foremost Insurance Company Grand Rapids, Michigan					
.0069	Farmers Insurance Group	11800	35-1604635				Foremost Signature Insurance Company	MI	IA	Michigan	Ownership	100.000	Farmers Insurance Exchange	N	
.0069	Farmers Insurance Group	41513	38-2430150				GP, LLC	DE	NIA	Bristol West Holdings, Inc.	Ownership	100.000	Farmers Insurance Exchange	N	
		00000	65-1142050				Hawaii Insurance Consultants, Ltd.	HI	NIA	Mid-Century Insurance Company	Ownership	100.000	Farmers Insurance Exchange	Y	
.0069	Farmers Insurance Group	21679	36-2661515				Illinois Farmers Insurance Company	IL	IA	Farmers Insurance Exchange	Ownership	100.000	Farmers Insurance Exchange	N	
		00000	65-0881673				Insurance Data Systems, G.P.	FL	NIA	Bristol West Holdings, Inc.	Ownership	99.900	Farmers Insurance Exchange	N	
		00000	65-0881673				Insurance Data Systems, G.P.	FL	NIA	GP, LLC	Ownership	0.100	Farmers Insurance Exchange	N	
		00000	38-2336672				Kraft Lake Insurance Agency, Inc.	MI	NIA	FCOA, LLC	Ownership	100.000	Farmers Insurance Exchange	N	
.0069	Farmers Insurance Group	21687	95-6016640				Mid-Century Insurance Company	CA	IA	Farmers Insurance Exchange	Ownership	80.000	Farmers Insurance Exchange	N	
.0069	Farmers Insurance Group	21687	95-6016640				Mid-Century Insurance Company	CA	IA	Fire Insurance Exchange	Ownership	10.000	Farmers Insurance Exchange	N	
.0069	Farmers Insurance Group	21687	95-6016640				Mid-Century Insurance Company	CA	IA	Truck Insurance Exchange	Ownership	10.000	Farmers Insurance Exchange	N	
.0069	Farmers Insurance Group	28673	74-2448744				Mid-Century Insurance Company of Texas	TX	IA	Farmers Insurance Exchange	Ownership	100.000	Farmers Insurance Exchange	N	
							Neighborhood Spirit Property and Casualty Company								
.0069	Farmers Insurance Group	10317	95-4528264					CA	IA	Fire Insurance Exchange	Ownership	80.000	Fire Insurance Exchange	N	

ANNUAL STATEMENT FOR THE YEAR 2018 OF THE Bristol West Insurance Company

SCHEDULE Y
PART 1A - DETAIL OF INSURANCE HOLDING COMPANY SYSTEM

1	2	3	4	5	6	7	8	9	10	11	12	13	14	15	16
Group Code	Group Name	NAIC Company Code	ID Number	Federal RSSD	CIK	Name of Securities Exchange if Publicly Traded (U.S. or International)	Names of Parent, Subsidiaries Or Affiliates	Domi-ciliary Location	Relation-ship to Reporting Entity	Directly Controlled by (Name of Entity/Person)	Type of Control (Ownership, Board, Management, Attorney-in-Fact, Influence, Other)	If Control is Ownership Provide Percen-tage	Ultimate Controlling Entity(ies)/Person(s)	Is an SCA Filing Re-quired? (Y/N)	*
.0069	Farmers Insurance Group	.10317	95-4528264				Neighborhood Spirit Property and Casualty Company	.CA	.IA	Truck Insurance Exchange	Ownership	20.000	Fire Insurance Exchange	.N	
.0069	Farmers Insurance Group	.33120	65-0109120				Security National Insurance Company	.FL	.IA	Bristol West Holdings, Inc.	Ownership	100.000	Farmers Insurance Exchange	.N	
.0069	Farmers Insurance Group	.21695	94-1663548				Texas Farmers Insurance Company	.TX	.IA	Farmers Insurance Exchange	Ownership	86.280	Farmers Insurance Exchange	.N	
.0069	Farmers Insurance Group	.21695	94-1663548				Texas Farmers Insurance Company	.TX	.IA	Mid Century Insurance Company	Ownership	13.720	Farmers Insurance Exchange	.N	
.0069	Farmers Insurance Group	.21709	95-2575892				Truck Insurance Exchange	.CA	.IA	See Note 7	Other			.N	
		.00000	74-1593853				Western Star Insurance Services, Inc.	.TX	.NIA	FOCA, LLC	Ownership	100.000	Farmers Insurance Exchange	.N	
	***THE FOLLOWING ARE ZURICH INSURANCE GROUP ENTITIES WITHIN NAIC GROUP CODE 0212 AND ARE NOT INCLUDED IN FARMERS INSURANCE GROUP WITHIN NAIC GROUP CODE 0069						***			***			***		
		.00000					Access Franchise Management Limited	.GBR	.OTH	Zurich Assurance Ltd	Ownership	100.000	Zurich Insurance Group Ltd.	.N	.12
		.00000					ACN 000 141 051 Ltd.	.AUS	.OTH	Zurich Financial Services Australia Limited	Ownership	100.000	Zurich Insurance Group Ltd.	.N	.12
		.00000					ADAC Autoversicherung AG	.DEU	.OTH	(Deutschland)	Ownership	51.000	Zurich Insurance Group Ltd.	.N	.12
		.00000					Afterland Limited	.GBR	.OTH	Zurich Assurance Ltd	Ownership	100.000	Zurich Insurance Group Ltd.	.N	.12
		.00000					AG Haus der Wirtschaft	.CHE	.OTH	Zurich Versicherungs-Gesellschaft AG	Ownership	8.163	Zurich Insurance Group Ltd.	.N	.12
		.00000					Allied Dunbar Assurance plc	.GBR	.OTH	Zurich Financial Services (UKISA) Nominees Limited	Ownership	100.000	Zurich Insurance Group Ltd.	.N	.12
		.00000					Allied Dunbar Financial Services Limited	.GBR	.OTH	Allied Dunbar Assurance plc	Ownership	100.000	Zurich Insurance Group Ltd.	.N	.12
		.00000					Allied Dunbar Healthcare Marketing Limited	.GBR	.OTH	Allied Dunbar Assurance plc	Ownership	100.000	Zurich Insurance Group Ltd.	.N	.12
		.00000					Allied Dunbar Property Services Limited	.GBR	.OTH	Allied Dunbar Assurance plc	Ownership	100.000	Zurich Insurance Group Ltd.	.N	.12
		.00000					Allied Dunbar Provident plc	.GBR	.OTH	Allied Dunbar Assurance plc	Ownership	100.000	Zurich Insurance Group Ltd.	.N	.12
		.00000					Allied Zurich Holdings Limited	.JEY	.OTH	Zurich Versicherungs-Gesellschaft AG	Ownership	100.000	Zurich Insurance Group Ltd.	.N	.12
		.00000					Allied Zurich Limited	.GBR	.OTH	Zurich Insurance Group Ltd.	Ownership	100.000	Zurich Insurance Group Ltd.	.N	.12
.0212	Zurich U.S. Insurance Pool Group	.26247	36-6071400				American Guarantee and Liability Insurance Company	.NY	.OTH	Zurich American Insurance Company	Ownership	100.000	Zurich Insurance Group Ltd.	.Y	.12
.0212	Zurich U.S. Insurance Pool Group	.40142	36-3141762				American Zurich Insurance Company	.IL	.OTH	Steadfast Insurance Company	Ownership	100.000	Zurich Insurance Group Ltd.	.Y	.12
		.00000					Applyhere Pty Ltd	.AUS	.OTH	Davidson Trahaire Holding Pty Ltd	Ownership	100.000	Zurich Insurance Group Ltd.	.N	.12
		.00000					Ashdale Land and Property Company Limited	.GBR	.OTH	Zurich Insurance plc	Ownership	100.000	Zurich Insurance Group Ltd.	.N	.12
		.00000					Asistbras S/A Assistência ao Viajante	.BRA	.OTH	Travel Ace Internacional de Servicios S.A.	Ownership	65.000	Zurich Insurance Group Ltd.	.N	.12
		.00000					Assistance Online (China) Co Ltd	.CHN	.OTH	Assistancee Online Pte. Ltd	Ownership	100.000	Zurich Insurance Group Ltd.	.N	.12
		.00000					Assistancee Online HK Ltd	.HKG	.OTH	Assistancee Online HK Ltd	Ownership	0.000	Zurich Insurance Group Ltd.	.N	.12
		.00000					Assistancee Online HK Ltd	.HKG	.OTH	Assistancee Online Pte. Ltd	Ownership	100.000	Zurich Insurance Group Ltd.	.N	.12
		.00000					Assistancee Online Pte. Ltd	.SGP	.OTH	Customer Care Assistance Pty Ltd	Ownership	100.000	Zurich Insurance Group Ltd.	.N	.12
		.00000					Associated Marine Insurers Agents Pty. Limited	.AUS	.OTH	Zurich Financial Services Australia Limited	Ownership	100.000	Zurich Insurance Group Ltd.	.N	.12
		.00000					ASTIS Holdings Limited	.AUS	.OTH	Cover-More Finance Pty Limited	Ownership	100.000	Zurich Insurance Group Ltd.	.N	.12
		.00000	36-4851720				Aust Office 1, LLC	.DE	.OTH	Zurich American Insurance Company	Ownership	100.000	Zurich Insurance Group Ltd.	.N	.12
		.00000					Ballykilliane Holdings Limited	.IRL	.OTH	Zurich Insurance plc	Ownership	100.000	Zurich Insurance Group Ltd.	.N	.12
		.00000					Bansabadell Pensiones, E.G.F.P, S.A.	.ESP	.OTH	Zurich Vida, Compania de Seguros y Reaseguros, S.A. - Socied	Ownership	50.000	Zurich Insurance Group Ltd.	.N	.12
		.00000					Bansabadell Seguros Generales, S.A. de Seguros y Reaseguros	.ESP	.OTH	Zurich Versicherungs-Gesellschaft AG	Ownership	50.000	Zurich Insurance Group Ltd.	.N	.12
		.00000					Bansabadell Servicios Auxiliares De Seguros, S.L.	.ESP	.OTH	Bansabadell Seguros Generales, S.A. de Seguros y Reaseguros	Ownership	100.000	Zurich Insurance Group Ltd.	.N	.12
		.00000					Bansabadell Vida S.A. de Seguros y Reaseguros	.ESP	.OTH	Zurich Vida, Compania de Seguros y Reaseguros, S.A. - Socied	Ownership	50.000	Zurich Insurance Group Ltd.	.N	.12
		.00000					Benefit Finance Partners, L.L.C.	.DE	.OTH	Zurich Benefit Finance LLC	Ownership	50.000	Zurich Insurance Group Ltd.	.N	.12

SCHEDULE Y
PART 1A - DETAIL OF INSURANCE HOLDING COMPANY SYSTEM

1	2	3	4	5	6	7	8	9	10	11	12	13	14	15	16
Group Code	Group Name	NAIC Company Code	ID Number	Federal RSSD	CIK	Name of Securities Exchange if Publicly Traded (U.S. or International)	Names of Parent, Subsidiaries Or Affiliates	Domi-ciliary Location	Relation-ship to Reporting Entity	Directly Controlled by (Name of Entity/Person)	Type of Control (Ownership, Board, Management, Attorney-in-Fact, Influence, Other)	If Control is Owner-ship Provide Percen-tage	Ultimate Controlling Entity(ies)/Person(s)	Is an SCA Filing Re-quired? (Y/N)	*
		.00000	13-4097988				BFP Securities LLC	.DE	.OTH	Benefit Finance Partners, L.L.C.	Ownership	100.000	Zurich Insurance Group Ltd.	.N	.12
		.00000					Bloomington Office LP	.DE	.OTH	Zurich Structured Finance, Inc.	Ownership	99.000	Zurich Insurance Group Ltd.	.N	.12
		.00000					Bloomington Office MGP Manager, Inc	.DE	.OTH	Zurich Structured Finance, Inc.	Ownership	100.000	Zurich Insurance Group Ltd.	.N	.12
		.00000					Bloomington Office MGP, LLC	.DE	.OTH	Zurich Structured Finance, Inc.	Ownership	99.000	Zurich Insurance Group Ltd.	.N	.12
		.00000					Bloomington Office MGP, LLC	.DE	.OTH	Bloomington Office MGP Manager, Inc	Ownership	1.000	Zurich Insurance Group Ltd.	.N	.12
		.00000					Blue Insurance Australia Pty Ltd	.AUS	.OTH	Blue Insurance Limited	Ownership	100.000	Zurich Insurance Group Ltd.	.N	.12
		.00000					Blue Insurance Limited	.JRL	.OTH	Cover-More Australia Pty Ltd	Ownership	97.610	Zurich Insurance Group Ltd.	.N	.12
		.00000					Blue Marble Capital L.P.	.BMU	.OTH	Blue Marble Micro Limited	Ownership	100.000	Zurich Insurance Group Ltd.	.N	.12
		.00000					Blue Marble Micro Limited	.GBR	.OTH	Zürich Versicherungs-Gesellschaft AG	Ownership	100.000	Zurich Insurance Group Ltd.	.N	.12
		.00000					Blue Marble Microinsurance, Inc.	.DE	.OTH	Blue Marble Micro Limited	Ownership	100.000	Zurich Insurance Group Ltd.	.N	.12
							Bonnfinanz Aktiengesellschaft fur								
		.00000					Vermögensberatung und Verm	.DEU	.OTH	Deutscher Herold Aktiengesellschaft	Ownership	100.000	Zurich Insurance Group Ltd.	.N	.12
		.00000					Bonus Pensionskassen Aktiengesellschaft	.AUT	.OTH	Zurich Versicherungs-Aktiengesellschaft	Ownership	87.500	Zurich Insurance Group Ltd.	.N	.12
		.00000					BONUS Vorsorgekasse AG	.AUT	.OTH	Zurich Versicherungs-Aktiengesellschaft	Ownership	50.000	Zurich Insurance Group Ltd.	.N	.12
		.00000	47-2289489				BOS Apt 1, LLC	.DE	.OTH	Zurich American Insurance Company	Ownership	100.000	Zurich Insurance Group Ltd.	.N	.12
		.00000	47-2445859				BOS Apt 2, LLC	.DE	.OTH	Zurich American Insurance Company	Ownership	100.000	Zurich Insurance Group Ltd.	.N	.12
		.00000	47-1046245				BOS Office 2 LLC	.DE	.OTH	Zurich American Insurance Company	Ownership	100.000	Zurich Insurance Group Ltd.	.N	.12
		.00000	47-2483669				BOS Office 3, LLC	.DE	.OTH	Farmers New World Life Insurance Company	Ownership	100.000	Zurich Insurance Group Ltd.	.N	.11
		.00000	37-1849541				BOS Office 4, LLC	.DE	.OTH	Zurich American Insurance Company	Ownership	100.000	Zurich Insurance Group Ltd.	.N	.12
		.00000	47-4684158				BOS Retail 1, LLC	.DE	.OTH	Zurich American Insurance Company	Ownership	100.000	Zurich Insurance Group Ltd.	.N	.12
		.00000					Bright Box Europe S.A.	.CHE	.OTH	Bright Box HK Limited	Ownership	100.000	Zurich Insurance Group Ltd.	.N	.12
		.00000					Bright Box HK Limited	.CHN	.OTH	Zürich Versicherungs-Gesellschaft AG	Ownership	100.000	Zurich Insurance Group Ltd.	.N	.12
		.00000					Bright Box Hungary KFT	.HUN	.OTH	Bright Box HK Limited	Ownership	100.000	Zurich Insurance Group Ltd.	.N	.12
		.00000					Bright Box Middle East FZCO	.ARE	.OTH	Bright Box HK Limited	Ownership	100.000	Zurich Insurance Group Ltd.	.N	.12
		.00000					Brinker Retail MGP, LLC	.DE	.OTH	Zurich Structured Finance, Inc.	Ownership	99.000	Zurich Insurance Group Ltd.	.N	.12
		.00000					Bristlecourt Limited	.GBR	.OTH	Zurich Assurance Ltd	Ownership	100.000	Zurich Insurance Group Ltd.	.N	.12
										Zurich Insurance Company Ltd, Bermuda					
		.00000					Cayley Aviation Ltd.	.BMU	.OTH	Branch	Ownership	100.000	Zurich Insurance Group Ltd.	.N	.12
		.00000					Celta Assistance SL	.ESP	.OTH	Universal Assistance S.A.	Ownership	100.000	Zurich Insurance Group Ltd.	.N	.12
.0212	Zurich Ins Group	.00000	13-4038482				Centre Group Holdings (U.S.) Limited	.DE	.OTH	Zurich Finance Company Ltd	Ownership	100.000	Zurich Insurance Group Ltd.	.N	.12
.0212	Zurich Ins Group	.34649	13-2653231				Centre Insurance Company	.DE	.OTH	Centre Solutions (U.S.) Limited	Ownership	100.000	Zurich Insurance Group Ltd.	.N	.12
		.80896	04-1589940				Centre Life Insurance Company	.MA	.OTH	Centre Solutions (U.S.) Limited	Ownership	100.000	Zurich Insurance Group Ltd.	.N	.12
		.00000	AA-3190673				Centre Reinsurance (U.S.) Limited	.BMU	.OTH	Centre Group Holdings (U.S.) Limited	Ownership	100.000	Zurich Insurance Group Ltd.	.N	.12
		.00000					Centre Solutions (Bermuda) Limited	.BMU	.OTH	Zurich Finance Company Ltd	Ownership	100.000	Zurich Insurance Group Ltd.	.N	.12
		.00000	AA-3190822				Centre Solutions (U.S.) Limited	.BMU	.OTH	Centre Group Holdings (U.S.) Limited	Ownership	100.000	Zurich Insurance Group Ltd.	.N	.12
		.00000	30-1113235				Charlotte Office 1, LLC	.DE	.OTH	Zurich American Insurance Company	Ownership	100.000	Zurich Insurance Group Ltd.	.N	.12
		.00000	38-3988749				CHI APT 1, LLC	.DE	.OTH	Zurich American Insurance Company	Ownership	100.000	Zurich Insurance Group Ltd.	.N	.12
		.00000	47-4429730				CHI IND 1, LLC	.DE	.OTH	Farmers New World Life Insurance Company	Ownership	100.000	Zurich Insurance Group Ltd.	.N	.11
		.00000					Chilena Consolidada Seguros de Vida S.A.	.CHL	.OTH	Inversiones Suizo Chilena S.A.	Ownership	98.977	Zurich Insurance Group Ltd.	.N	.12
		.00000	AA-2280100		196453	Bolsa de Comercio de Santiago	Chilena Consolidada Seguros Generales S.A.	.CHL	.OTH	Chilena Consolidada Seguros de Vida S.A.	Ownership	7.405	Zurich Insurance Group Ltd.	.N	.12
		.00000	AA-2280100		196453	Bolsa de Comercio de Santiago	Chilena Consolidada Seguros Generales S.A.	.CHL	.OTH	Inversiones Suizo Chilena S.A.	Ownership	82.732	Zurich Insurance Group Ltd.	.N	.12
		.00000					City of London Insurance Company Limited	.GBR	.OTH	Eagle Star Insurance Company Limited	Ownership	100.000	Zurich Insurance Group Ltd.	.N	.12
		.00000				Second Marche part of EURONEXT PARIS stock exchange since 1987									
		.00000			0000034431		COFITEM-COFIMUR	.FRA	.OTH	Zurich Versicherungs-Gesellschaft AG	Ownership	12.405	Zurich Insurance Group Ltd.	.N	.12
		.00000					Collierville Center, LP	.DE	.OTH	Zurich Structured Finance, Inc.	Ownership	99.000	Zurich Insurance Group Ltd.	.N	.12
		.00000					Collierville MGP Manager, Inc.	.DE	.OTH	Zurich Structured Finance, Inc.	Ownership	100.000	Zurich Insurance Group Ltd.	.N	.12
		.00000					Collierville Office MGP, LLC	.DE	.OTH	Zurich Structured Finance, Inc.	Ownership	99.000	Zurich Insurance Group Ltd.	.N	.12
		.00000					Collierville Office MGP, LLC	.DE	.OTH	Collierville MGP Manager, Inc.	Ownership	1.000	Zurich Insurance Group Ltd.	.N	.12
.0212	Zurich U.S. Insurance Pool Group	.34347	52-1096670				Colonial American Casualty and Surety Company	.MD	.OTH	Fidelity and Deposit Company of Maryland	Ownership	100.000	Zurich Insurance Group Ltd.	.Y	.12
		.00000					Community Trust Services Limited	.GBR	.OTH	Zurich Community Trust (UK) Limited	Ownership	99.000	Zurich Insurance Group Ltd.	.N	.12

SCHEDULE Y
PART 1A - DETAIL OF INSURANCE HOLDING COMPANY SYSTEM

1	2	3	4	5	6	7	8	9	10	11	12	13	14	15	16
Group Code	Group Name	NAIC Company Code	ID Number	Federal RSSD	CIK	Name of Securities Exchange if Publicly Traded (U.S. or International)	Names of Parent, Subsidiaries Or Affiliates	Domi-ciliary Location	Relation-ship to Reporting Entity	Directly Controlled by (Name of Entity/Person)	Type of Control (Ownership, Board, Management, Attorney-in-Fact, Influence, Other)	If Control is Ownership Provide Percen-tage	Ultimate Controlling Entity(ies)/Person(s)	Is an SCA Filing Re-quired? (Y/N)	*
		.00000					Community Trust Services Limited	.GBR	.OTH	Zurich Financial Services (UK)ISA Nominees Limited	Ownership	1.000	Zurich Insurance Group Ltd.	.N	.12
		.00000					Concisa Vorsorgeberatung und Management AG	.AUT	.OTH	Bonus Pensionskassen Aktiengesellschaft	Ownership	100.000	Zurich Insurance Group Ltd.	.N	.12
		.00000					Concourse Skelmersdale Limited	.GBR	.OTH	Zurich Financial Services (UK)ISA Limited	Ownership	100.000	Zurich Insurance Group Ltd.	.N	.12
		.00000					Cover-More (NZ) Limited	.NZL	.OTH	Cover-More Australia Pty Ltd	Ownership	100.000	Zurich Insurance Group Ltd.	.N	.12
		.00000					Cover-More Asia Pte. Ltd	.SGP	.OTH	Travel Assist Pty Limited	Ownership	100.000	Zurich Insurance Group Ltd.	.N	.12
		.00000					Cover-More Australia Pty Ltd	.AUS	.OTH	Cover-More Holdings Pty Ltd	Ownership	100.000	Zurich Insurance Group Ltd.	.N	.12
		.00000					Cover-More Finance Pty Limited	.AUS	.OTH	Cover-More Group Limited	Ownership	100.000	Zurich Insurance Group Ltd.	.N	.12
		.00000					Cover-More Group Limited	.AUS	.OTH	Zurich Travel Solutions Pty Limited	Ownership	100.000	Zurich Insurance Group Ltd.	.N	.12
		.00000					Cover-More Holdings Pty Ltd	.AUS	.OTH	Travel Assist Pty Limited	Ownership	100.000	Zurich Insurance Group Ltd.	.N	.12
		.00000					Cover-More Holdings USA Inc.	.DE	.OTH	Travel Assist Pty Limited	Ownership	100.000	Zurich Insurance Group Ltd.	.N	.12
		.00000					Cover-More Inc.	.DE	.OTH	Cover-More Holdings USA Inc.	Ownership	100.000	Zurich Insurance Group Ltd.	.N	.12
		.00000					Cover-More Insurance Services Limited	.GBR	.OTH	Cover-More Australia Pty Ltd	Ownership	100.000	Zurich Insurance Group Ltd.	.N	.12
		.00000					Cover-More Insurance Services Pty Ltd	.AUS	.OTH	Travel Assist Pty Limited	Ownership	100.000	Zurich Insurance Group Ltd.	.N	.12
		.00000								Zurich Insurance Company Ltd, Bermuda Branch	Ownership	100.000	Zurich Insurance Group Ltd.	.N	.12
		.00000	83-2914126				CP Holding Limited	.VGB	.OTH		Ownership	100.000	Zurich Insurance Group Ltd.	.N	.12
		.00000					CREC (Birmingham), LLC	.DE	.OTH	Zurich Structured Finance, Inc.	Ownership	100.000	Zurich Insurance Group Ltd.	.N	.12
		.00000					CREC (COLLIERVILLE), LLC	.DE	.OTH	Zurich Structured Finance, Inc.	Ownership	100.000	Zurich Insurance Group Ltd.	.N	.12
		.00000					CREC (Durham), LLC	.DE	.OTH	Zurich Structured Finance, Inc.	Ownership	100.000	Zurich Insurance Group Ltd.	.N	.12
		.00000					CREC (Sacramento), LLC	.DE	.OTH	Zurich Structured Finance, Inc.	Ownership	100.000	Zurich Insurance Group Ltd.	.N	.12
		.00000					CTH Affordable Housing Corporation	.DE	.OTH	Zurich Structured Finance, Inc.	Ownership	100.000	Zurich Insurance Group Ltd.	.N	.12
		.00000					CTH Affordable Housing Investor, Inc.	.DE	.OTH	CTH Affordable Housing Corporation	Ownership	100.000	Zurich Insurance Group Ltd.	.N	.12
		.00000					CTH/Landmark SLP, Inc.	.IL	.OTH	CTH Affordable Housing Corporation	Ownership	100.000	Zurich Insurance Group Ltd.	.N	.12
		.00000					Cursud N.V.	.ANT	.OTH	Zurich Versicherungs-Gesellschaft AG	Ownership	100.000	Zurich Insurance Group Ltd.	.N	.12
		.00000					Customer Care Assistance Pty Ltd	.AUS	.OTH	Customer Care Holdings Pty Ltd	Ownership	100.000	Zurich Insurance Group Ltd.	.N	.12
		.00000					Customer Care Holdings Pty Ltd	.AUS	.OTH	Travel Assist Pty Limited	Ownership	100.000	Zurich Insurance Group Ltd.	.N	.12
		.00000					Customer Care Pty Ltd	.AUS	.OTH	Customer Care Holdings Pty Ltd	Ownership	100.000	Zurich Insurance Group Ltd.	.N	.12
		.00000					DA Deutsche Allgemeine Versicherung Aktiengesellschaft	.DEU	.OTH	Zürich Beteiligungs-Aktiengesellschaft (Deutschland)	Ownership	100.000	Zurich Insurance Group Ltd.	.N	.12
		.00000					Dallas Office MGP Manager, Inc.	.DE	.OTH	Zurich Structured Finance, Inc.	Ownership	100.000	Zurich Insurance Group Ltd.	.N	.12
		.00000					Dallas Office MGP, LLC	.DE	.OTH	Zurich Structured Finance, Inc.	Ownership	99.000	Zurich Insurance Group Ltd.	.N	.12
		.00000					Dallas Office MGP, LLC	.DE	.OTH	Dallas Office MGP Manager, Inc.	Ownership	1.000	Zurich Insurance Group Ltd.	.N	.12
		.00000					Dallas Tower LP	.DE	.OTH	Zurich Structured Finance, Inc.	Ownership	99.000	Zurich Insurance Group Ltd.	.N	.12
		.00000					Davidson Trahaire Corpsych (Singapore) Pte. Limited	.SGP	.OTH	DTC Bidco Pty Ltd	Ownership	100.000	Zurich Insurance Group Ltd.	.N	.12
		.00000					Davidson Trahaire Corpsych Pty Ltd	.AUS	.OTH	Davidson Trahaire Holding Pty Ltd	Ownership	65.000	Zurich Insurance Group Ltd.	.N	.12
		.00000					Davidson Trahaire Corpsych Pty Ltd	.AUS	.OTH	Applyhere Pty Ltd	Ownership	35.000	Zurich Insurance Group Ltd.	.N	.12
		.00000					Davidson Trahaire Holding Pty Ltd	.AUS	.OTH	DTC Australia Pty Ltd	Ownership	100.000	Zurich Insurance Group Ltd.	.N	.12
		.00000					DB Vita S.A.	.LUX	.OTH	Deutscher Herold Aktiengesellschaft	Ownership	25.000	Zurich Insurance Group Ltd.	.N	.12
		.00000	47-4654837				DC Apt 1, LLC	.DE	.OTH	Zurich American Insurance Company	Ownership	100.000	Zurich Insurance Group Ltd.	.N	.12
		.00000	82-2833981				DC Retail 1, LLC	.DE	.OTH	Farmers New World Life Insurance Company	Ownership	100.000	Zurich Insurance Group Ltd.	.N	.11
		.00000					Deikir S.A.	.URY	.OTH	Zürich Versicherungs-Gesellschaft AG	Ownership	100.000	Zurich Insurance Group Ltd.	.N	.12
		.00000					Delta Wetlands Properties	.IL	.OTH	KJMLP 2, LLC	Ownership	90.000	Zurich Insurance Group Ltd.	.N	.12
		.00000					Delta Wetlands Properties	.IL	.OTH	KJMLP 3, LLC	Ownership	10.000	Zurich Insurance Group Ltd.	.N	.12
		.00000	47-1387852				DEN Retail 1 LLC	.DE	.OTH	Farmers New World Life Insurance Company	Ownership	100.000	Zurich Insurance Group Ltd.	.N	.11
		.00000					Derimed S.A.	.ARG	.OTH	Zürich Versicherungs-Gesellschaft AG	Ownership	100.000	Zurich Insurance Group Ltd.	.N	.12
		.00000					Deutsche Zurich Pensiones, Entidad Gestora de Fondos de Pens	.ESP	.OTH	Reasegueros, S.A. - Socied	Ownership	50.000	Zurich Insurance Group Ltd.	.N	.12
		.00000								Zurich Beteiligungs-Aktiengesellschaft (Deutschland)	Ownership	79.826	Zurich Insurance Group Ltd.	.N	.12
		.00000					Deutscher Herold Aktiengesellschaft	.DEU	.OTH	Deutscher Herold Aktiengesellschaft	Ownership	74.900	Zurich Insurance Group Ltd.	.N	.12
		.00000					Deutscher Pensionsfonds Aktiengesellschaft	.DEU	.OTH	Deutscher Herold Aktiengesellschaft	Ownership	22.000	Zurich Insurance Group Ltd.	.N	.12
		.00000					Deutsches Institut für Altersvorsorge GmbH	.DEU	.OTH	Deutscher Herold Aktiengesellschaft	Ownership	22.000	Zurich Insurance Group Ltd.	.N	.12
		.00000					Digital Insurance Group B.V.	.NLD	.OTH	Zürich Versicherungs-Gesellschaft AG	Ownership	10.000	Zurich Insurance Group Ltd.	.N	.12
		.00000	06-1427246				Disability Management Services, Inc.	.CT	.OTH	Centre Group Holdings (U.S.) Limited	Ownership	40.000	Zurich Insurance Group Ltd.	.N	.12

SCHEDULE Y
PART 1A - DETAIL OF INSURANCE HOLDING COMPANY SYSTEM

1	2	3	4	5	6	7	8	9	10	11	12	13	14	15	16
Group Code	Group Name	NAIC Company Code	ID Number	Federal RSSD	CIK	Name of Securities Exchange if Publicly Traded (U.S. or International)	Names of Parent, Subsidiaries Or Affiliates	Domi-ciliary Location	Relation-ship to Reporting Entity	Directly Controlled by (Name of Entity/Person)	Type of Control (Ownership, Board, Management, Attorney-in-Fact, Influence, Other)	If Control is Ownership Provide Percen-tage	Ultimate Controlling Entity(ies)/Person(s)	Is an SCA Filing Re-quired? (Y/N)	*
		.00000					DTC Australia Pty LtdAUS	.OTH	DTC Bidco Pty Ltd	Ownership.....	100.000	Zurich Insurance Group Ltd.N	..12
		.00000					DTC Bidco Pty LtdAUS	.OTH	DTC Holdco Pty Ltd	Ownership.....	100.000	Zurich Insurance Group Ltd.N	..12
		.00000					DTC Holdco Pty LtdAUS	.OTH	ASTIS Holdings Limited	Ownership.....	100.000	Zurich Insurance Group Ltd.N	..12
		.00000					DTC NZ Bidco LimitedNZL	.OTH	DTC Bidco Pty Ltd	Ownership.....	100.000	Zurich Insurance Group Ltd.N	..12
		.00000					Dunbar Assets IrelandIRL	.OTH	Zurich Finance Company Ltd	Ownership.....	0.037	Zurich Insurance Group Ltd.N	..12
		.00000					Dunbar Assets IrelandIRL	.OTH	ZCMC II Holdings Limited	Ownership.....	99.963	Zurich Insurance Group Ltd.N	..12
		.00000					Dunbar Assets plcGBR	.OTH	Dunbar Assets Ireland	Ownership.....	100.000	Zurich Insurance Group Ltd.N	..12
		.00000					Dunbar Nominees LimitedGBR	.OTH	Dunbar Assets plc	Ownership.....	100.000	Zurich Insurance Group Ltd.N	..12
		.00000					Dunbar Sports and Social Club LimitedGBR	.OTH	Allied Dunbar Assurance plc	Ownership.....	100.000	Zurich Insurance Group Ltd.N	..12
		.00000					Dustal S.A.URY	.OTH	Zürich Versicherungs-Gesellschaft AG	Ownership.....	100.000	Zurich Insurance Group Ltd.N	..12
		.00000					Eagle Star (Leasing) LimitedGBR	.OTH	Zurich Assurance Ltd	Ownership.....	100.000	Zurich Insurance Group Ltd.N	..12
		.00000					Eagle Star Direct (Camberley) LimitedGBR	.OTH	Zurich Insurance Company (U.K.) Limited	Ownership.....	100.000	Zurich Insurance Group Ltd.N	..12
		.00000					Eagle Star Direct Services LimitedGBR	.OTH	Zurich UK General Services Limited	Ownership.....	100.000	Zurich Insurance Group Ltd.N	..12
		.00000					Eagle Star Estates LimitedGBR	.OTH	Zurich Assurance Ltd	Ownership.....	100.000	Zurich Insurance Group Ltd.N	..12
		.00000					Eagle Star European Life Assurance Company LimitedIRL	.OTH	Zurich Life Assurance plc	Ownership.....	100.000	Zurich Insurance Group Ltd.N	..12
		.00000					Eagle Star Executives Pension Trustee LimitedGBR	.OTH	Zurich Financial Services (UKISA) Limited	Ownership.....	100.000	Zurich Insurance Group Ltd.N	..12
		.00000					Eagle Star Farms LimitedGBR	.OTH	Zurich Assurance Ltd	Ownership.....	100.000	Zurich Insurance Group Ltd.N	..12
		.00000					Eagle Star Forests LimitedGBR	.OTH	Zurich Assurance Ltd	Ownership.....	100.000	Zurich Insurance Group Ltd.N	..12
		.00000					Eagle Star Group Holdings LimitedGBR	.OTH	Eagle Star Holdings Limited	Ownership.....	100.000	Zurich Insurance Group Ltd.N	..12
		.00000					Eagle Star Group Services LimitedGBR	.OTH	Eagle Star Holdings Limited	Ownership.....	100.000	Zurich Insurance Group Ltd.N	..12
		.00000					Eagle Star Holding Company of IrelandIRL	.OTH	Eagle Star Group Holdings Limited	Ownership.....	0.000	Zurich Insurance Group Ltd.N	..12
		.00000					Eagle Star Holding Company of IrelandIRL	.OTH	Zurich Assurance Ltd	Ownership.....	100.000	Zurich Insurance Group Ltd.N	..12
		.00000					Eagle Star Holdings LimitedGBR	.OTH	Zurich Financial Services (UKISA) Limited	Ownership.....	100.000	Zurich Insurance Group Ltd.N	..12
		.00000					Eagle Star Insurance Company LimitedGBR	.OTH	Zurich Versicherungs-Gesellschaft AG	Ownership.....	100.000	Zurich Insurance Group Ltd.N	..12
		.00000					Eagle Star Loans LimitedGBR	.OTH	Zurich Assurance Ltd	Ownership.....	100.000	Zurich Insurance Group Ltd.N	..12
		.00000					Eagle Star Securities LimitedGBR	.OTH	Zurich Insurance plc	Ownership.....	100.000	Zurich Insurance Group Ltd.N	..12
		.00000					Edilspettacolo SRLITA	.OTH	Zurich Insurance Company Ltd – Rappresentanza Generale per l	Ownership.....	35.712	Zurich Insurance Group Ltd.N	..12
.0212	Zurich U.S. Insurance Pool Group	.21326	47-6022701				Empire Fire and Marine Insurance CompanyNE	.OTH	Zurich American Insurance Company	Ownership.....	100.000	Zurich Insurance Group Ltd.Y	..12
.0212	Zurich U.S. Insurance Pool Group	.21334	73-6091717				Empire Indemnity Insurance CompanyOK	.OTH	Zurich American Insurance Company	Ownership.....	100.000	Zurich Insurance Group Ltd.Y	..12
		.00000					Employee Services LimitedGBR	.OTH	Allied Dunbar Financial Services Limited	Ownership.....	100.000	Zurich Insurance Group Ltd.N	..12
		.00000					Endsleigh Financial Services LimitedGBR	.OTH	Zurich Holdings (UK) Limited	Ownership.....	100.000	Zurich Insurance Group Ltd.N	..12
		.00000					Endsleigh Pension Trustee LimitedGBR	.OTH	Zurich Holdings (UK) Limited	Ownership.....	100.000	Zurich Insurance Group Ltd.N	..12
		.00000					Eritage S.A.URY	.OTH	Zürich Versicherungs-Gesellschaft AG	Ownership.....	65.000	Zurich Insurance Group Ltd.N	..12
		.00000					ES (Walsall) Nominee LimitedGBR	.OTH	Zurich Assurance Ltd	Ownership.....	100.000	Zurich Insurance Group Ltd.N	..12
		.00000					ES Cannock Nominee 1 LimitedGBR	.OTH	Zurich Assurance Ltd	Ownership.....	100.000	Zurich Insurance Group Ltd.N	..12
		.00000					ES Cannock Nominee 2 LimitedGBR	.OTH	Zurich Assurance Ltd	Ownership.....	100.000	Zurich Insurance Group Ltd.N	..12
		.00000					ES Dudley Nominee 1 LimitedGBR	.OTH	Zurich Assurance Ltd	Ownership.....	100.000	Zurich Insurance Group Ltd.N	..12
		.00000					ES Dudley Nominee 2 LimitedGBR	.OTH	Zurich Assurance Ltd	Ownership.....	100.000	Zurich Insurance Group Ltd.N	..12
		.00000					ES Plympton Nominee 1 LimitedGBR	.OTH	Zurich Assurance Ltd	Ownership.....	100.000	Zurich Insurance Group Ltd.N	..12
		.00000					ES Plympton Nominee 2 LimitedGBR	.OTH	Zurich Assurance Ltd	Ownership.....	100.000	Zurich Insurance Group Ltd.N	..12
		.00000					ES Ramsgate Nominee 1 LimitedGBR	.OTH	Zurich Assurance Ltd	Ownership.....	100.000	Zurich Insurance Group Ltd.N	..12
		.00000					ES Ramsgate Nominee 2 LimitedGBR	.OTH	Zurich Assurance Ltd	Ownership.....	100.000	Zurich Insurance Group Ltd.N	..12
		.00000					ESI Financing LimitedGBR	.OTH	Eagle Star Insurance Company Limited	Ownership.....	0.000	Zurich Insurance Group Ltd.N	..12
		.00000					ESI Financing LimitedGBR	.OTH	Zurich Versicherungs-Gesellschaft AG	Ownership.....	100.000	Zurich Insurance Group Ltd.N	..12
		.00000					Euclid KY Annex, LPDE	.OTH	Zurich Structured Finance, Inc.	Ownership.....	99.000	Zurich Insurance Group Ltd.N	..12
		.00000					Euclid Office LPDE	.OTH	Zurich Structured Finance, Inc.	Ownership.....	99.000	Zurich Insurance Group Ltd.N	..12
		.00000					Euclid Warehouses LPDE	.OTH	Zurich Structured Finance, Inc.	Ownership.....	99.000	Zurich Insurance Group Ltd.N	..12
		.00000					Euroamérica Administradora General de Fondos S.A.CHL	.OTH	Chilena Consolidada Seguros de Vida S.A.	Ownership.....	100.000	Zurich Insurance Group Ltd.N	..12
		.00000					Extremus Versicherung-AktiengesellschaftDEU	.OTH	Zurich Insurance plc Niederlassung für Deutschland	Ownership.....	5.000	Zurich Insurance Group Ltd.N	..12

SCHEDULE Y
PART 1A - DETAIL OF INSURANCE HOLDING COMPANY SYSTEM

1	2	3	4	5	6	7	8	9	10	11	12	13	14	15	16
Group Code	Group Name	NAIC Company Code	ID Number	Federal RSSD	CIK	Name of Securities Exchange if Publicly Traded (U.S. or International)	Names of Parent, Subsidiaries Or Affiliates	Domi-ciliary Location	Relation-ship to Reporting Entity	Directly Controlled by (Name of Entity/Person)	Type of Control (Ownership, Board, Management, Attorney-in-Fact, Influence, Other)	If Control is Ownership Provide Percen-tage	Ultimate Controlling Entity(ies)/Person(s)	Is an SCA Filing Re-quired? (Y/N)	*
		.00000	45-3561769				Farmers Family Fund	.CA	.OTH	Farmers Group, Inc.	Ownership	100.000	Zurich Insurance Group Ltd.	.N	.11
		.00000	95-0725935				Farmers Group, Inc.	.NV	.OTH	Zurich Versicherungs-Gesellschaft AG	Ownership	87.900	Zurich Insurance Group Ltd.	.N	.11
		.00000	95-0725935				Farmers Group, Inc.	.NV	.OTH	Zurich Insurance Group Ltd.	Ownership	12.100	Zurich Insurance Group Ltd.	.N	.11
.0212	Zurich Ins Group	.00000	46-4261000				Farmers Life Insurance Company of New York	.NY	.OTH	Farmers New World Life Insurance Company	Ownership	100.000	Zurich Insurance Group Ltd.	.N	.11
.0212	Zurich Ins Group	.63177	91-0335750				Farmers New World Life Insurance Company	.WA	.OTH	Farmers Group, Inc.	Ownership	100.000	Zurich Insurance Group Ltd.	.N	.11
.0212	Zurich Ins Group	.10873	95-4650862				Farmers Reinsurance Company	.CA	.OTH	Farmers Group, Inc.	Ownership	100.000	Zurich Insurance Group Ltd.	.N	.11
		.00000					Farmers Services Corporation	.NV	.OTH	Farmers Group, Inc.	Ownership	100.000	Zurich Insurance Group Ltd.	.N	.11
		.00000					Farmers Underwriters Association	.CA	.OTH	Farmers Group, Inc.	Ownership	100.000	Zurich Insurance Group Ltd.	.N	.11
.0212	Zurich U.S. Insurance Pool Group	.39306	13-3046577				Fidelity and Deposit Company of Maryland	.MD	.OTH	Zurich American Insurance Company	Ownership	100.000	Zurich Insurance Group Ltd.	.Y	.12
		.00000					FIG Holding Company	.CA	.OTH	Farmers Group, Inc.	Ownership	100.000	Zurich Insurance Group Ltd.	.N	.11
		.00000					FIG Leasing Co., Inc.	.CA	.OTH	Farmers Group, Inc.	Ownership	100.000	Zurich Insurance Group Ltd.	.N	.11
		.00000	95-2670247				Fire Underwriters Association	.CA	.OTH	Farmers Group, Inc.	Ownership	100.000	Zurich Insurance Group Ltd.	.N	.11
		.00000					Fitsense Insurance Services Pty Ltd	.AUS	.OTH	Travel Assist Pty Limited	Ownership	100.000	Zurich Insurance Group Ltd.	.N	.12
		.00000					Futuro de Bolivia S.A. Administradora de Fondos de Pensiones	.BOL	.OTH	Zurich Boliviana Seguros Personales S.A.	Ownership	8.422	Zurich Insurance Group Ltd.	.N	.12
		.00000					Futuro de Bolivia S.A. Administradora de Fondos de Pensiones	.BOL	.OTH	Zurich South America Invest AB	Ownership	71.578	Zurich Insurance Group Ltd.	.N	.12
		.00000	35-2281892				FX Insurance Agency, LLC	.DE	.OTH	FIG Leasing Co., Inc.	Ownership	100.000	Zurich Insurance Group Ltd.	.N	.2
		.00000	83-1572480				FX Insurance Agency Hawaii, LLC	.HI	.OTH	FIG Leasing Co., Inc.	Ownership	100.000	Zurich Insurance Group Ltd.	.N	.11
		.00000					General Surety & Guarantee Co Limited	.GBR	.OTH	Zurich Insurance Company (U.K.) Limited	Ownership	100.000	Zurich Insurance Group Ltd.	.N	.12
		.00000								Zurich Lebensversicherungs-Gesellschaft AG					
		.00000					Genevoise, Compagnie Immobiliere SA	.CHE	.OTH		Ownership	100.000	Zurich Insurance Group Ltd.	.N	.12
		.00000					Grovetwood Engineering Limited	.GBR	.OTH	Zurich Assurance Ltd	Ownership	100.000	Zurich Insurance Group Ltd.	.N	.12
		.00000					Grovetwood Property Holdings Limited	.GBR	.OTH	Eagle Star Holdings Limited	Ownership	100.000	Zurich Insurance Group Ltd.	.N	.12
		.00000					H4B Humboldtthafen Einheitsgesellschaft GmbH&Co.KG	.DEU	.OTH	REX-ZDHL S.C.S. SICAV-SIF	Ownership	94.900	Zurich Insurance Group Ltd.	.N	.12
		.00000					Halo Holdco Limited	.GBR	.OTH	Cover-More Australia Pty Ltd	Ownership	100.000	Zurich Insurance Group Ltd.	.N	.12
		.00000					Halo Holdco Limited	.GBR	.OTH	Zurich Versicherungs-Gesellschaft AG	Ownership	0.000	Zurich Insurance Group Ltd.	.N	.12
		.00000					Halo Insurance Services Limited	.GBR	.OTH	Halo Holdco Limited	Ownership	100.000	Zurich Insurance Group Ltd.	.N	.12
		.00000					Halo Insurance Services Pty Ltd	.AUS	.OTH	Halo Insurance Services Limited	Ownership	100.000	Zurich Insurance Group Ltd.	.N	.12
		.00000					Hawkcentral Limited	.GBR	.OTH	Zurich Assurance Ltd	Ownership	100.000	Zurich Insurance Group Ltd.	.N	.12
		.00000					Herengracht Investments B.V	.DEU	.OTH	RE Curve Holding B.V.	Ownership	100.000	Zurich Insurance Group Ltd.	.N	.12
		.00000					Home & Overseas Insurance Company Limited	.GBR	.OTH	Eagle Star Insurance Company Limited	Ownership	100.000	Zurich Insurance Group Ltd.	.N	.12
		.00000					Hoplite Reinsurance Company of Vermont, Inc.	.VT	.OTH						
		.00000	32-0478525				HOU IND 1, LLC	.DE	.OTH	Zurich Holding Company of America, Inc.	Ownership	100.000	Zurich Insurance Group Ltd.	.N	.12
		.00000	46-2975161				HOU IND 2, LLC	.DE	.OTH	Zurich American Insurance Company	Ownership	100.000	Zurich Insurance Group Ltd.	.N	.12
		.00000	46-2984834				HOU IND 3, LLC	.DE	.OTH	Zurich American Insurance Company	Ownership	100.000	Zurich Insurance Group Ltd.	.N	.12
		.00000					Independence Center Realty L.P.	.DE	.OTH	Zurich American Insurance Company	Ownership	100.000	Zurich Insurance Group Ltd.	.N	.12
		.00000					INNATE, Inc.	.DC	.OTH	Philadelphia Investor, LLC	Ownership	89.000	Zurich Insurance Group Ltd.	.N	.12
		.00000					INTEGRA Versicherungsdienst GmbH	.AUT	.OTH	Cover-More Holdings USA Inc.	Ownership	100.000	Zurich Insurance Group Ltd.	.N	.12
		.00000					International Travel Assistance S.A.	.PAN	.OTH	Zurich Versicherungs-Aktiengesellschaft	Ownership	100.000	Zurich Insurance Group Ltd.	.N	.12
		.00000					Inversiones Suizo Chilena S.A.	.CHL	.OTH	Zürich Versicherungs-Gesellschaft AG	Ownership	55.000	Zurich Insurance Group Ltd.	.N	.12
		.00000					Inversiones Suizo Chilena S.A.	.CHL	.OTH	Inversiones Suizo-Argentina S.A.	Ownership	0.000	Zurich Insurance Group Ltd.	.N	.12
		.00000					Inversiones Suizo Chilena S.A.	.CHL	.OTH	Zurich Versicherungs-Gesellschaft AG	Ownership	100.000	Zurich Insurance Group Ltd.	.N	.12
		.00000								Zurich Lebensversicherungs-Gesellschaft AG					
		.00000					Inversiones Suizo-Argentina S.A.	.ARG	.OTH		Ownership	5.004	Zurich Insurance Group Ltd.	.N	.12
		.00000					Inversiones Suizo-Argentina S.A.	.ARG	.OTH	Zurich Versicherungs-Gesellschaft AG	Ownership	94.996	Zurich Insurance Group Ltd.	.N	.12
		.00000					Inversiones ZS America Dos Limitada	.CHL	.OTH	Inversiones ZS America SpA	Ownership	100.000	Zurich Insurance Group Ltd.	.N	.12
		.00000					Inversiones ZS America SpA	.CHL	.OTH	Zurich Santander Insurance America, S.L.	Ownership	100.000	Zurich Insurance Group Ltd.	.N	.12
		.00000					Inversiones ZS America Tres SpA	.CHL	.OTH	Zurich Santander Insurance America, S.L.	Ownership	100.000	Zurich Insurance Group Ltd.	.N	.12
		.00000					Inversora Alpina Financiadora de Primas, C.A.	.VEN	.OTH		Ownership	100.000	Zurich Insurance Group Ltd.	.N	.12
		.00000					Irish National Insurance Company p.l.c.	.IRL	.OTH	Zurich Seguros, S.A.	Ownership	100.000	Zurich Insurance Group Ltd.	.N	.12
		.00000					Isis S.A.	.ARG	.OTH	Zurich Insurance plc	Ownership	100.000	Zurich Insurance Group Ltd.	.N	.12
		.00000								Inversiones Suizo-Argentina S.A.	Ownership	60.501	Zurich Insurance Group Ltd.	.N	.12

SCHEDULE Y
PART 1A - DETAIL OF INSURANCE HOLDING COMPANY SYSTEM

1	2	3	4	5	6	7	8	9	10	11	12	13	14	15	16
Group Code	Group Name	NAIC Company Code	ID Number	Federal RSSD	CIK	Name of Securities Exchange if Publicly Traded (U.S. or International)	Names of Parent, Subsidiaries Or Affiliates	Domi-ciliary Loca-tion	Relation-ship to Reporting Entity	Directly Controlled by (Name of Entity/Person)	Type of Control (Ownership, Board, Management, Attorney-in-Fact, Influence, Other)	If Control is Owner-ship Provide Percen-tage	Ultimate Controlling Entity(ies)/Person(s)	Is an SCA Filing Re-quired? (Y/N)	*
		.00000					Isis S.A.	.ARG	.OTH	Zurich Versicherungs-Gesellschaft AG	Ownership	.39.499	Zurich Insurance Group Ltd.	.N	.12
		.00000					JFS/ZSF 1997 L.P.	.VA	.OTH	Zurich Structured Finance, Inc.	Ownership	.99.000	Zurich Insurance Group Ltd.	.N	.12
		.00000					JFS/ZSF 1998, L.P.	.VA	.OTH	Zurich Structured Finance, Inc.	Ownership	.99.000	Zurich Insurance Group Ltd.	.N	.12
		.00000					Kansas City Office LP	.DE	.OTH	Zurich Structured Finance, Inc.	Ownership	.99.000	Zurich Insurance Group Ltd.	.N	.12
		.00000					Kansas Office MGP Manager, Inc.	.DE	.OTH	Zurich Structured Finance, Inc.	Ownership	.100.000	Zurich Insurance Group Ltd.	.N	.12
		.00000					Kansas Office MGP, LLC	.DE	.OTH	Zurich Structured Finance, Inc.	Ownership	.99.000	Zurich Insurance Group Ltd.	.N	.12
		.00000					Kansas Office MGP, LLC	.DE	.OTH	Kansas Office MGP Manager, Inc.	Ownership	.1.000	Zurich Insurance Group Ltd.	.N	.12
		.00000					Karvat Cover-More Assist. Pvt Ltd.	.IND	.OTH	Cover-More Asia Pte. Ltd	Ownership	.100.000	Zurich Insurance Group Ltd.	.N	.12
		.00000					Kennet Road 1 UK Limited	.GBR	.OTH	Zurich Assurance Ltd	Ownership	.100.000	Zurich Insurance Group Ltd.	.N	.12
		.00000					Kennet Road 2 UK Limited	.GBR	.OTH	Zurich Assurance Ltd	Ownership	.100.000	Zurich Insurance Group Ltd.	.N	.12
		.00000					KLMLP 2, LLC	.DE	.OTH	KLMLP, L.P.	Ownership	.100.000	Zurich Insurance Group Ltd.	.N	.12
		.00000					KLMLP 3, LLC	.DE	.OTH	KLMLP 2, LLC	Ownership	.100.000	Zurich Insurance Group Ltd.	.N	.12
		.00000					KLMLP, L.P.	.DE	.OTH	Zurich American Corporation	Ownership	.75.000	Zurich Insurance Group Ltd.	.N	.12
		.00000					Knip (Deutschland) GmbH	.DEU	.OTH	Knip AG	Ownership	.100.000	Zurich Insurance Group Ltd.	.N	.12
		.00000					Knip AG	.CHE	.OTH	Digital Insurance Group B.V.	Ownership	.98.880	Zurich Insurance Group Ltd.	.N	.12
		.00000					Komparu B.V.	.NLD	.OTH	Digital Insurance Group B.V.	Ownership	.100.000	Zurich Insurance Group Ltd.	.N	.12
		.00000					Kono Insurance Limited	.HKG	.OTH	Zurich Versicherungs-Gesellschaft AG	Ownership	.100.000	Zurich Insurance Group Ltd.	.N	.12
		.00000					Kouler S.A.	.URY	.OTH	Zürich Versicherungs-Gesellschaft AG	Ownership	.100.000	Zurich Insurance Group Ltd.	.N	.12
		.00000	36-4877375				LA Industrial 1, LLC	.DE	.OTH	Zurich American Insurance Company	Ownership	.100.000	Zurich Insurance Group Ltd.	.N	.12
		.00000	47-1325180				LA Retail 1 LLC	.DE	.OTH	Zurich American Insurance Company	Ownership	.100.000	Zurich Insurance Group Ltd.	.N	.12
		.00000					Limited Liability Company BRIGHT BOX	.RUS	.OTH	Bright Box HK Limited	Ownership	.100.000	Zurich Insurance Group Ltd.	.N	.12
		.00000					Limited Liability Company REMOTO	.RUS	.OTH	Bright Box HK Limited	Ownership	.100.000	Zurich Insurance Group Ltd.	.N	.12
		.00000					Manon Vision Co., Ltd.	.THA	.OTH	Centre Solutions (Bermuda) Limited	Ownership	.0.001	Zurich Insurance Group Ltd.	.N	.12
		.00000					Manon Vision Co., Ltd.	.THA	.OTH	Zurich Finance Company Ltd	Ownership	.0.001	Zurich Insurance Group Ltd.	.N	.12
		.00000					Manon Vision Co., Ltd.	.THA	.OTH	Zurich Versicherungs-Gesellschaft AG	Ownership	.99.999	Zurich Insurance Group Ltd.	.N	.12
		.00000					MEATPACKING B.V.	.NLD	.OTH	Rock Inne Vastgoed B.V.	Ownership	.100.000	Zurich Insurance Group Ltd.	.N	.12
		.00000					Medidata AG	.CHE	.OTH	Zurich Versicherungs-Gesellschaft AG	Ownership	.8.852	Zurich Insurance Group Ltd.	.N	.12
		.00000					Meritclass Investments Limited	.GBR	.OTH	Zurich Assurance Ltd	Ownership	.100.000	Zurich Insurance Group Ltd.	.N	.12
		.00000					MI Administrators, LLC	.DE	.OTH	FIG Leasing Co., Inc.	Ownership	.100.000	Zurich Insurance Group Ltd.	.N	.11
		.00000	30-0947450				MIAMI INDUSTRIAL 1, LLC	.DE	.OTH	Zurich American Insurance Company	Ownership	.100.000	Zurich Insurance Group Ltd.	.N	.12
		.00000	81-3346909				Miami Industrial 2, LLC	.DE	.OTH	Farmers New World Life Insurance Company	Ownership	.100.000	Zurich Insurance Group Ltd.	.N	.12
		.00000	38-4002060				Miami Office 2, LLC	.DE	.OTH	Zurich American Insurance Company	Ownership	.100.000	Zurich Insurance Group Ltd.	.N	.12
		.00000	35-2567170				MIAMI OFFICE 3, LLC	.DE	.OTH	Zurich American Insurance Company	Ownership	.100.000	Zurich Insurance Group Ltd.	.N	.12
		.00000	61-1852255				Miami Retail 1, LLC	.DE	.OTH	Zurich American Insurance Company	Ownership	.100.000	Zurich Insurance Group Ltd.	.N	.12
		.00000					Minas Brasil Promotora de Servicos S/A	.BRA	.OTH	Zurich Minas Brasil Seguros S.A.	Ownership	.100.000	Zurich Insurance Group Ltd.	.N	.12
		.00000					MSHQ, LLC	.DE	.OTH	JFS/ZSF 1998, L.P.	Ownership	.100.000	Zurich Insurance Group Ltd.	.N	.12
		.00000	30-1003542				MSP APT 1, LLC	.DE	.OTH	Zurich American Insurance Company	Ownership	.100.000	Zurich Insurance Group Ltd.	.N	.12
		.00000	30-1004249				Nashville Office 1, LLC	.DE	.OTH	Zurich American Insurance Company	Ownership	.100.000	Zurich Insurance Group Ltd.	.N	.12
		.00000					Navigators and General Insurance Company Limited	.GBR	.OTH	Zurich Insurance plc	Ownership	.100.000	Zurich Insurance Group Ltd.	.N	.12
		.00000					Nearheath Limited	.GBR	.OTH	Zurich Assurance Ltd	Ownership	.100.000	Zurich Insurance Group Ltd.	.N	.12
		.00000	30-1071415				NY Industrial 1, LLC	.DE	.OTH	Zurich American Insurance Company	Ownership	.100.000	Zurich Insurance Group Ltd.	.N	.12
		.00000					Oak Underwriting plc	.GBR	.OTH	Zurich Holdings (UK) Limited	Ownership	.100.000	Zurich Insurance Group Ltd.	.N	.12
		.00000					Orange Stone Company	.JRL	.OTH	Zurich Finance Company AG	Ownership	.100.000	Zurich Insurance Group Ltd.	.N	.12
		.00000					Orion Rechtsschutz-Versicherung AG	.CHE	.OTH	Zurich Versicherungs-Gesellschaft AG	Ownership	.78.000	Zurich Insurance Group Ltd.	.N	.12
		.00000					Parcelgate Limited	.GBR	.OTH	Zurich Assurance Ltd	Ownership	.100.000	Zurich Insurance Group Ltd.	.N	.12
		.00000					Perils AG	.CHE	.OTH	Zurich Versicherungs-Gesellschaft AG	Ownership	.11.111	Zurich Insurance Group Ltd.	.N	.12
		.00000					Perunsel S.A.	.URY	.OTH	Zürich Versicherungs-Gesellschaft AG	Ownership	.60.000	Zurich Insurance Group Ltd.	.N	.12
		.00000	35-2553880				Philly Office 1, LLC	.DE	.OTH	Zurich American Insurance Company	Ownership	.100.000	Zurich Insurance Group Ltd.	.N	.12
		.00000	47-1392591				POR Apt 1, LLC	.DE	.OTH	Zurich American Insurance Company	Ownership	.100.000	Zurich Insurance Group Ltd.	.N	.12
		.00000	47-4067157				POR Apt 2, LLC	.DE	.OTH	Zurich American Insurance Company	Ownership	.100.000	Zurich Insurance Group Ltd.	.N	.12
		.00000	47-4054154				POR Office 1, LLC	.DE	.OTH	Farmers New World Life Insurance Company	Ownership	.100.000	Zurich Insurance Group Ltd.	.N	.11
		.00000					Prime Corporate Psychology Pty Ltd	.AUS	.OTH	DTC Bidco Pty Ltd	Ownership	.100.000	Zurich Insurance Group Ltd.	.N	.12

SCHEDULE Y
PART 1A - DETAIL OF INSURANCE HOLDING COMPANY SYSTEM

1	2	3	4	5	6	7	8	9	10	11	12	13	14	15	16
Group Code	Group Name	NAIC Company Code	ID Number	Federal RSSD	CIK	Name of Securities Exchange if Publicly Traded (U.S. or International)	Names of Parent, Subsidiaries Or Affiliates	Domi-ciliary Location	Relation-ship to Reporting Entity	Directly Controlled by (Name of Entity/Person)	Type of Control (Ownership, Board, Management, Attorney-in-Fact, Influence, Other)	If Control is Ownership Provide Percen-tage	Ultimate Controlling Entity(ies)/Person(s)	Is an SCA Filing Re-quired? (Y/N)	*
		.00000					Protektor Lebensversicherungs-AG	.DEU	.OTH	Zurich Deutscher Herold Lebensversicherung Aktiengesellschaft	Ownership	5.158	Zurich Insurance Group Ltd.	.N	.12
		.00000	AA-5360007				PT Zurich Insurance Indonesia	.IDN	.OTH	Zurich International (Bermuda) Ltd.	Ownership	1.569	Zurich Insurance Group Ltd.	.N	.12
		.00000	AA-5360007				PT Zurich Insurance Indonesia	.IDN	.OTH	Zurich Versicherungs-Gesellschaft AG	Ownership	97.091	Zurich Insurance Group Ltd.	.N	.12
		.00000					PT Zurich Topas Life	.IDN	.OTH	Zurich Versicherungs-Gesellschaft AG	Ownership	80.000	Zurich Insurance Group Ltd.	.N	.12
		.00000					R3 FL Holdings, LLC	.FL	.OTH	Fidelity and Deposit Company of Maryland	Ownership	100.000	Zurich Insurance Group Ltd.	.N	.12
		.00000					Raleigh/Durham Offices, L.P.	.DE	.OTH	Zurich Structured Finance, Inc.	Ownership	99.000	Zurich Insurance Group Ltd.	.N	.12
		.00000					RE Curve Holding B.V.	.DEU	.OTH	Zurich Deutscher Herold Lebensversicherung Aktiengesellschaft	Ownership	100.000	Zurich Insurance Group Ltd.	.N	.12
		.00000					Real Garant Espana S.L.	.ESP	.OTH	Real Garant GmbH Garantiesysteme	Ownership	100.000	Zurich Insurance Group Ltd.	.N	.12
		.00000					Real Garant GmbH Garantiesysteme	.DEU	.OTH	Real Garant Versicherung Aktiengesellschaft	Ownership	100.000	Zurich Insurance Group Ltd.	.N	.12
		.00000					Real Garant Versicherung Aktiengesellschaft	.DEU	.OTH	Zurich Beteiligungs-Aktiengesellschaft (Deutschland)	Ownership	100.000	Zurich Insurance Group Ltd.	.N	.12
		.00000					Research Triangle MGP Manager, Inc.	.DE	.OTH	Zurich Structured Finance, Inc.	Ownership	100.000	Zurich Insurance Group Ltd.	.N	.12
		.00000					Research Triangle Office MGP, LLC	.DE	.OTH	Zurich Structured Finance, Inc.	Ownership	99.000	Zurich Insurance Group Ltd.	.N	.12
		.00000					Research Triangle Office MGP, LLC	.DE	.OTH	Research Triangle MGP Manager, Inc.	Ownership	1.000	Zurich Insurance Group Ltd.	.N	.12
		.00000					REX Holding S.a.r.l.	.LUX	.OTH	REX-ZDHL S.C.S. SICAV-SIF	Ownership	100.000	Zurich Insurance Group Ltd.	.N	.12
		.00000					REX-Germany-ZDHL S.C.S	.LUX	.OTH	REX-ZDHL S.C.S. SICAV-SIF	Ownership	95.240	Zurich Insurance Group Ltd.	.N	.12
		.00000					Rex-Spain-ZDHL S.L.	.ESP	.OTH	Zurich Deutscher Herold Lebensversicherung Aktiengesellschaft	Ownership	100.000	Zurich Insurance Group Ltd.	.N	.12
		.00000					REX-The East S.a.r.l.	.LUX	.OTH	REX-ZDHL S.C.S. SICAV-SIF	Ownership	94.800	Zurich Insurance Group Ltd.	.N	.12
		.00000					REX-ZDHL GP S.a.r.l.	.LUX	.OTH	Zurich Deutscher Herold Lebensversicherung Aktiengesellschaft	Ownership	100.000	Zurich Insurance Group Ltd.	.N	.12
		.00000					REX-ZDHL S.C.S. SICAV-SIF	.LUX	.OTH	Zurich Deutscher Herold Lebensversicherung Aktiengesellschaft	Ownership	100.000	Zurich Insurance Group Ltd.	.N	.12
		.00000					Rock Inne Vastgoed B.V.	.NLD	.OTH	REX Holding S.a.r.l.	Ownership	100.000	Zurich Insurance Group Ltd.	.N	.12
		.00000					Rokin 21 B.V.	.NLD	.OTH	Roxana Vastgoed B.V.	Ownership	100.000	Zurich Insurance Group Ltd.	.N	.12
		.00000					Rokin 49 B.V.	.NLD	.OTH	Rock Inne Vastgoed B.V.	Ownership	100.000	Zurich Insurance Group Ltd.	.N	.12
		.00000					Roxana Vastgoed B.V.	.NLD	.OTH	REX Holding S.a.r.l.	Ownership	100.000	Zurich Insurance Group Ltd.	.N	.12
.0212	Zurich Ins Group	.39039	41-1375004				Rural Community Insurance Company	.MNN	.OTH	Zurich American Insurance Company	Ownership	100.000	Zurich Insurance Group Ltd.	.Y	.12
		.00000					Sacramento Office MGP, LLC	.DE	.OTH	Zurich Structured Finance, Inc.	Ownership	100.000	Zurich Insurance Group Ltd.	.N	.12
		.00000	47-5542773				SAN DIEGO INDUSTRIAL 1, LLC	.DE	.OTH	Zurich American Insurance Company	Ownership	100.000	Zurich Insurance Group Ltd.	.N	.12
		.00000	61-1791237				San Diego Retail 1, LLC	.DE	.OTH	Zurich American Insurance Company	Ownership	100.000	Zurich Insurance Group Ltd.	.N	.12
		.00000					Santander Rio Seguros S.A.	.ARG	.OTH	Inversiones ZS America SpA	Ownership	4.000	Zurich Insurance Group Ltd.	.N	.12
		.00000					Santander Rio Seguros S.A.	.ARG	.OTH	Zurich Santander Insurance America, S.L.	Ownership	96.000	Zurich Insurance Group Ltd.	.N	.12
		.00000					Santander Seguros Sociedad Anónima	.URY	.OTH	Zurich Santander Insurance America, S.L.	Ownership	100.000	Zurich Insurance Group Ltd.	.N	.12
		.00000					Saudi National Insurance Company	.BHR	.OTH	Zurich Insurance Company Ltd (Bahrain Branch)	Ownership	5.000	Zurich Insurance Group Ltd.	.N	.12
		.00000					Sceptre Trust Limited	.BHS	.OTH	Eagle Star Holdings Limited	Ownership	0.000	Zurich Insurance Group Ltd.	.N	.12
		.00000					Sceptre Trust Limited	.BHS	.OTH	Eagle Star Insurance Company Limited	Ownership	100.000	Zurich Insurance Group Ltd.	.N	.12
		.00000	46-2520145				SEA APARTMENT 1, LLC	.DE	.OTH	Zurich American Insurance Company	Ownership	100.000	Zurich Insurance Group Ltd.	.N	.12
		.00000	46-3060914				SEA APARTMENT 2, LLC	.DE	.OTH	Zurich American Insurance Company	Ownership	100.000	Zurich Insurance Group Ltd.	.N	.12
		.00000					Serviaide Asistencia e Servicios, Lda.	.PRT	.OTH	AIDE Asistencia Seguros y Reaseguros, S.A. - Sociedad Uniper	Ownership	95.000	Zurich Insurance Group Ltd.	.N	.12
		.00000					Serviaide Asistencia e Servicios, Lda.	.PRT	.OTH	Serviaide, S.A. - Sociedad Unipersonal	Ownership	5.000	Zurich Insurance Group Ltd.	.N	.12
		.00000					Serviaide, S.A. - Sociedad Unipersonal	.ESP	.OTH	AIDE Asistencia Seguros y Reaseguros, S.A. - Sociedad Uniper	Ownership	100.000	Zurich Insurance Group Ltd.	.N	.12
		.00000					Servizurich S.A. - Sociedad Unipersonal	.ESP	.OTH	Zurich Insurance plc, Sucursal en Espana	Ownership	100.000	Zurich Insurance Group Ltd.	.N	.12
		.00000	47-1153493				SF Apt 1, LLC	.DE	.OTH	Zurich American Insurance Company	Ownership	100.000	Zurich Insurance Group Ltd.	.N	.12
		.00000	46-4095281				SF Industrial 1, LLC	.DE	.OTH	Farmers New World Life Insurance Company	Ownership	100.000	Zurich Insurance Group Ltd.	.N	.12
		.00000	46-5341537				SF Office 1, LLC	.DE	.OTH	Zurich American Insurance Company	Ownership	100.000	Zurich Insurance Group Ltd.	.N	.12
		.00000	47-2967693				SF Office 4, LLC	.DE	.OTH	Zurich American Insurance Company	Ownership	100.000	Zurich Insurance Group Ltd.	.N	.12
		.00000					Shire Park Limited	.GBR	.OTH	Zurich Assurance Ltd	Ownership	12.419	Zurich Insurance Group Ltd.	.N	.12

SCHEDULE Y
PART 1A - DETAIL OF INSURANCE HOLDING COMPANY SYSTEM

1	2	3	4	5	6	7	8	9	10	11	12	13	14	15	16
Group Code	Group Name	NAIC Company Code	ID Number	Federal RSSD	CIK	Name of Securities Exchange if Publicly Traded (U.S. or International)	Names of Parent, Subsidiaries Or Affiliates	Domi-ciliary Location	Relation-ship to Reporting Entity	Directly Controlled by (Name of Entity/Person)	Type of Control (Ownership, Board, Management, Attorney-in-Fact, Influence, Other)	If Control is Ownership Provide Percen-tage	Ultimate Controlling Entity(ies)/Person(s)	Is an SCA Filing Re-quired? (Y/N)	*
		.00000					SOCIETE AVENUE LOUIS CASAI 86 SACHE	OTH	Zürich Lebensversicherungs-Gesellschaft AG	Ownership.....	100.000	Zurich Insurance Group Ltd.N	..12
		.00000					Speigelhof Vastgoed B.V.DEU	OTH	RE Curve Holding B.V.	Ownership.....	100.000	Zurich Insurance Group Ltd.N	..12
		.00000					Springboard Health and Performance Pty LtdAUS	OTH	DTC Bidco Pty Ltd	Ownership.....	100.000	Zurich Insurance Group Ltd.N	..12
.0212	Zurich U.S. Insurance Pool Group26387	52-0981481				Steadfast Insurance CompanyDE	OTH	Zurich American Insurance Company	Ownership.....	100.000	Zurich Insurance Group Ltd.Y	..12
		.00000					Steadfast Santa Clarita Holdings LLCDE	OTH	Steadfast Insurance Company	Ownership.....	100.000	Zurich Insurance Group Ltd.N	..12
		.00000					Sterling ISA Managers (Nominees) LimitedGBR	OTH	Sterling ISA Managers Limited	Ownership.....	100.000	Zurich Insurance Group Ltd.N	..12
		.00000					Sterling ISA Managers LimitedGBR	OTH	Zurich Financial Services (UKISA) Limited	Ownership.....	100.000	Zurich Insurance Group Ltd.N	..12
		.00000					Stratos LimitedNZL	OTH	DTC NZ Bidco Limited	Ownership.....	100.000	Zurich Insurance Group Ltd.N	..12
		.00000					Sunley Homes LimitedGBR	OTH	Zurich Insurance plc	Ownership.....	100.000	Zurich Insurance Group Ltd.N	..12
							Swiss Insurance Management (Hong Kong) LimitedHKG	OTH	Zurich Insurance Holdings (Hong Kong) Limited	Ownership.....	99.505	Zurich Insurance Group Ltd.N	..12
		.00000					Swiss Insurance Management (Hong Kong) LimitedHKG	OTH	Zurich Services (Hong Kong) Limited	Ownership.....	0.495	Zurich Insurance Group Ltd.N	..12
		.00000					TDG Tele Dienste GmbHDEU	OTH	Zurich Beteiligungs-Aktiengesellschaft (Deutschland)	Ownership.....	100.000	Zurich Insurance Group Ltd.N	..12
		.00000					Tennyson Insurance LimitedGBR	OTH	Zurich Holdings (UK) Limited	Ownership.....	100.000	Zurich Insurance Group Ltd.N	..12
		.00000					The Liverpool Reversionary Company LimitedGBR	OTH	Eagle Star Insurance Company Limited	Ownership.....	100.000	Zurich Insurance Group Ltd.N	..12
		.00000	36-3839542				The Trust Company of Scotland LimitedGBR	OTH	Zurich Insurance plc	Ownership.....	100.000	Zurich Insurance Group Ltd.N	..12
		.00000					The Zurich Services CorporationIL	OTH	Zurich Holding Company of America, Inc.	Ownership.....	100.000	Zurich Insurance Group Ltd.N	..12
		.00000					TopReport Schadenbesichtigungs GmbHAUT	OTH	Zurich Versicherungs-Aktiengesellschaft	Ownership.....	14.286	Zurich Insurance Group Ltd.N	..12
		.00000					Travel Ace Chile S.A.CHL	OTH	Travel Ace Internacional de Servicios S.A.	Ownership.....	1.000	Zurich Insurance Group Ltd.N	..12
		.00000					Travel Ace Chile S.A.CHL	OTH	Zürich Versicherungs-Gesellschaft AG	Ownership.....	99.000	Zurich Insurance Group Ltd.N	..12
		.00000					Travel Ace Internacional de Servicios S.A.URY	OTH	Zürich Versicherungs-Gesellschaft AG	Ownership.....	100.000	Zurich Insurance Group Ltd.N	..12
		.00000					Travel Assist Pty LimitedAUS	OTH	ASTIS Holdings Limited	Ownership.....	100.000	Zurich Insurance Group Ltd.N	..12
		.00000					Travel Insurance Partners Pty LtdAUS	OTH	Travel Assist Pty Limited	Ownership.....	100.000	Zurich Insurance Group Ltd.N	..12
		.00000					Travelx Insurance Services LimitedDE	OTH	Cover-More Holdings USA Inc.	Ownership.....	100.000	Zurich Insurance Group Ltd.N	..12
		.00000	95-2670330				Truck Underwriters AssociationCA	OTH	Farmers Group, Inc.	Ownership.....	100.000	Zurich Insurance Group Ltd.N	..12
		.00000					Turegum Immobilien AGCHE	OTH	Zurich Versicherungs-Gesellschaft AG	Ownership.....	100.000	Zurich Insurance Group Ltd.N	..12
							UA Assistance S.A. de C.V.MEX	OTH	Travel Ace Internacional de Servicios S.A.	Ownership.....	0.000	Zurich Insurance Group Ltd.N	..12
		.00000					UA Assistance S.A. de C.V.MEX	OTH	Zürich Versicherungs-Gesellschaft AG	Ownership.....	100.000	Zurich Insurance Group Ltd.N	..12
		.00000					Universal Assistance Assistencia Ao Viajante LtdaBRA	OTH	Perunsel S.A.	Ownership.....	0.000	Zurich Insurance Group Ltd.N	..12
							Universal Assistance Assistencia Ao Viajante Ltda			Travel Ace Internacional de Servicios S.A.	Ownership.....	0.000	Zurich Insurance Group Ltd.N	..12
		.00000					Universal Assistance Chile S.A.CHL	OTH	Travel Ace Chile S.A.	Ownership.....	0.020	Zurich Insurance Group Ltd.N	..12
		.00000					Universal Assistance Chile S.A.CHL	OTH	World Wide Assistance S.A.	Ownership.....	99.980	Zurich Insurance Group Ltd.N	..12
		.00000					Universal Assistance S.A.ARG	OTH	Zürich Versicherungs-Gesellschaft AG	Ownership.....	92.710	Zurich Insurance Group Ltd.N	..12
		.00000					Universal Assistance S.A.ARG	OTH	Zürich Versicherungs-Gesellschaft AG	Ownership.....	7.290	Zurich Insurance Group Ltd.N	..12
		.00000					Universal Assistance S.A.URY	OTH	Zürich Versicherungs-Gesellschaft AG	Ownership.....	100.000	Zurich Insurance Group Ltd.N	..12
		.00000					Universal Travel Assistance S.A.S.COL	OTH	Zürich Versicherungs-Gesellschaft AG	Ownership.....	100.000	Zurich Insurance Group Ltd.N	..12
.0212	Zurich U.S. Insurance Pool Group41181	43-1249228				Universal Underwriters Insurance CompanyIL	OTH	Zurich American Insurance Company	Ownership.....	100.000	Zurich Insurance Group Ltd.Y	..12
							Universal Underwriters of Texas Insurance CompanyIL	OTH	Zurich American Insurance Company	Ownership.....	100.000	Zurich Insurance Group Ltd.Y	..12
.0212	Zurich U.S. Insurance Pool Group40843	36-3139101				Universal Underwriters Service CorporationMO	OTH	Universal Underwriters Insurance Company	Ownership.....	100.000	Zurich Insurance Group Ltd.Y	..12
		.00000	43-1269296				Unviversal Assistance Inc.FL	OTH	Zurich Holding Company of America, Inc.	Ownership.....	100.000	Zurich Insurance Group Ltd.N	..12
		.00000					Unviversal Assistance Inc.FL	OTH	Universal Assistance S.A.	Ownership.....	0.000	Zurich Insurance Group Ltd.N	..12
		.00000	26-1282208				Vehicle Dealer Solutions, Inc.FL	OTH	Zurich Holding Company of America, Inc.	Ownership.....	100.000	Zurich Insurance Group Ltd.N	..12
		.00000					Winchester Land, LLCFL	OTH	R3 FL Holdings, LLC	Ownership.....	100.000	Zurich Insurance Group Ltd.N	..12
		.00000					Winn-Dixie MGP Manager, Inc.DE	OTH	Zurich Structured Finance, Inc.	Ownership.....	100.000	Zurich Insurance Group Ltd.N	..12
		.00000					Wohnen H3B Humboldtthafen GmbH&Co.KGDEU	OTH	REX-ZDHL S.C.S. SICAV-SIF	Ownership.....	94.900	Zurich Insurance Group Ltd.N	..12
		.00000					World Travel Protection Canada Inc.CAN	OTH	Zurich Canadian Holdings Limited	Ownership.....	100.000	Zurich Insurance Group Ltd.N	..12
		.00000					World Wide Assistance S.A.ARG	OTH	Zürich Versicherungs-Gesellschaft AG	Ownership.....	100.000	Zurich Insurance Group Ltd.N	..12
		.00000					Wrightway Underwriting LimitedIRL	OTH	Ballykilliane Holdings Limited	Ownership.....	100.000	Zurich Insurance Group Ltd.N	..12

SCHEDULE Y
PART 1A - DETAIL OF INSURANCE HOLDING COMPANY SYSTEM

1	2	3	4	5	6	7	8	9	10	11	12	13	14	15	16
Group Code	Group Name	NAIC Company Code	ID Number	Federal RSSD	CIK	Name of Securities Exchange if Publicly Traded (U.S. or International)	Names of Parent, Subsidiaries Or Affiliates	Domi-ciliary Location	Relation-ship to Reporting Entity	Directly Controlled by (Name of Entity/Person)	Type of Control (Ownership, Board, Management, Attorney-in-Fact, Influence, Other)	If Control is Owner-ship Provide Percen-tage	Ultimate Controlling Entity(ies)/Person(s)	Is an SCA Filing Re-quired? (Y/N)	*
		.00000					Z f lex Gesellschaft fur Personaldienstleistungen mbHDEU	.OTH	Zurich Beteiligungs-Aktiengesellschaft (Deutschland)	Ownership.....	100.000	Zurich Insurance Group Ltd.N	..12
		.00000					ZCM (U.S.) LimitedDE	.OTH	Zurich Finance Company Ltd	Ownership.....	100.000	Zurich Insurance Group Ltd.N	..12
		.00000					ZCM Asset Holding Company (Bermuda) LimitedBMU	.OTH	Zurich Finance Company Ltd	Ownership.....	100.000	Zurich Insurance Group Ltd.N	..12
		.00000					ZCM Matched Funding Corp.CYM	.OTH	Zurich Capital Markets Inc.	Ownership.....	100.000	Zurich Insurance Group Ltd.N	..12
		.00000	20-5900744				ZFUS Services, LLCDE	.OTH	Zurich Holding Company of America, Inc.	Ownership.....	100.000	Zurich Insurance Group Ltd.N	..12
		.00000					ZGEE3 LimitedGBR	.OTH	Zurich Insurance Company (U.K.) Limited	Ownership.....	100.000	Zurich Insurance Group Ltd.N	..12
		.00000	02-0802795				ZNA Services, LLCDE	.OTH	ZFUS Services, LLC	Ownership.....	100.000	Zurich Insurance Group Ltd.N	..12
		.00000					ZPC Capital LimitedGBR	.OTH	Zurich Holdings (UK) Limited	Ownership.....	100.000	Zurich Insurance Group Ltd.N	..12
		.00000					ZSF / Collierville, LLCDE	.OTH	Collierville Center, LP	Ownership.....	100.000	Zurich Insurance Group Ltd.N	..12
		.00000					ZSF / Office KY, LLCDE	.OTH	Euclid Office LP	Ownership.....	100.000	Zurich Insurance Group Ltd.N	..12
		.00000					ZSF / Office NV, LLCDE	.OTH	Euclid Office LP	Ownership.....	100.000	Zurich Insurance Group Ltd.N	..12
		.00000					ZSF / Office NY, LLCDE	.OTH	Euclid Office LP	Ownership.....	100.000	Zurich Insurance Group Ltd.N	..12
		.00000					ZSF 99-4, Inc.IL	.OTH	CTH Affordable Housing Corporation	Ownership.....	100.000	Zurich Insurance Group Ltd.N	..12
		.00000					ZSF KY Annex, LLCDE	.OTH	Euclid KY Annex, LP	Ownership.....	100.000	Zurich Insurance Group Ltd.N	..12
		.00000					ZSF Newport I CorporationIL	.OTH	CTH Affordable Housing Corporation	Ownership.....	100.000	Zurich Insurance Group Ltd.N	..12
		.00000					ZSF/Bloomington, LLCDE	.OTH	Bloomington Office LP	Ownership.....	100.000	Zurich Insurance Group Ltd.N	..12
		.00000					ZSF/C1 MGP Manager, IncDE	.OTH	Zurich Structured Finance, Inc.	Ownership.....	100.000	Zurich Insurance Group Ltd.N	..12
		.00000					ZSF/C1 MGP, LLCDE	.OTH	Zurich Structured Finance, Inc.	Ownership.....	99.000	Zurich Insurance Group Ltd.N	..12
		.00000					ZSF/C1 MGP, LLCDE	.OTH	ZSF/C1 MGP Manager, Inc	Ownership.....	1.000	Zurich Insurance Group Ltd.N	..12
		.00000					ZSF/C2 MGP Manager, IncDE	.OTH	Zurich Structured Finance, Inc.	Ownership.....	100.000	Zurich Insurance Group Ltd.N	..12
		.00000					ZSF/C2 MGP, LLCDE	.OTH	Zurich Structured Finance, Inc.	Ownership.....	99.000	Zurich Insurance Group Ltd.N	..12
		.00000					ZSF/C2 MGP, LLCDE	.OTH	ZSF/CF2 MGP Manager, Inc.	Ownership.....	1.000	Zurich Insurance Group Ltd.N	..12
		.00000					ZSF/Dallas Tower, LLCDE	.OTH	Dallas Tower LP	Ownership.....	100.000	Zurich Insurance Group Ltd.N	..12
		.00000					ZSF/Kansas, LLCDE	.OTH	Kansas City Office LP	Ownership.....	100.000	Zurich Insurance Group Ltd.N	..12
		.00000					ZSF/Land Parcels LLCDE	.OTH	Zurich Structured Finance, Inc.	Ownership.....	100.000	Zurich Insurance Group Ltd.N	..12
		.00000					ZSF/Research Gateway, LLCDE	.OTH	Raleigh/Durham Offices, L.P.	Ownership.....	100.000	Zurich Insurance Group Ltd.N	..12
		.00000					ZSF/WD Fitzgerald, LLCDE	.OTH	Euclid Warehouses LP	Ownership.....	100.000	Zurich Insurance Group Ltd.N	..12
		.00000					ZSF/WD Hammond, LLCDE	.OTH	Euclid Warehouses LP	Ownership.....	100.000	Zurich Insurance Group Ltd.N	..12
		.00000					ZSF/WD Jacksonville, LLCDE	.OTH	Euclid Warehouses LP	Ownership.....	100.000	Zurich Insurance Group Ltd.N	..12
		.00000					ZSF/WD Montgomery 31, LLCDE	.OTH	Euclid Warehouses LP	Ownership.....	100.000	Zurich Insurance Group Ltd.N	..12
		.00000					ZSF/WD Opa Locka, LLCDE	.OTH	Euclid Warehouses LP	Ownership.....	100.000	Zurich Insurance Group Ltd.N	..12
		.00000					ZSF/WD Orlando, LLCDE	.OTH	Euclid Warehouses LP	Ownership.....	100.000	Zurich Insurance Group Ltd.N	..12
		.00000	36-3096373				ZSFH LLCDE	.OTH	Zurich Holding Company of America, Inc.	Ownership.....	100.000	Zurich Insurance Group Ltd.N	..12
		.00000					ZSG Kfz-ZulassungsservicegesmbHAUT	.OTH	Zurich Versicherungs-Aktiengesellschaft	Ownership.....	33.333	Zurich Insurance Group Ltd.N	..12
		.00000					ZSL Financing LimitedGBR	.OTH	Zurich Holdings (UK) Limited	Ownership.....	1.000	Zurich Insurance Group Ltd.N	..12
		.00000					ZSL Financing LimitedGBR	.OTH	Zurich Specialities London Limited	Ownership.....	99.000	Zurich Insurance Group Ltd.N	..12
		.00000					Zurich - Companhia de Seguros Vida S.A.PRT	.OTH	Zurich Finanz-Gesellschaft AG	Ownership.....	0.000	Zurich Insurance Group Ltd.N	..12
		.00000					Zurich - Companhia de Seguros Vida S.A.PRT	.OTH	Zurich Investments Life S.p.A.	Ownership.....	0.000	Zurich Insurance Group Ltd.N	..12
		.00000								Zurich Lebensversicherungs-Gesellschaft AG					
		.00000					Zurich - Companhia de Seguros Vida S.A.PRT	.OTH		Ownership.....	100.000	Zurich Insurance Group Ltd.N	..12
		.00000					Zurich - Companhia de Seguros Vida S.A.PRT	.OTH	Zurich Versicherungs-Gesellschaft AG	Ownership.....	0.000	Zurich Insurance Group Ltd.N	..12
		.00000								Zurich Vida, Compania de Seguros y Reaseguros, S.A. - Socied	Ownership.....	0.000	Zurich Insurance Group Ltd.N	..12
		.00000					Zurich (Scotland) Limited PartnershipGBR	.OTH	Zurich General Partner (Scotland) Ltd	Ownership.....	100.000	Zurich Insurance Group Ltd.N	..12
		.00000					Zurich Administradora General de Fondos S.A.CHL	.OTH	Chilena Consolidada Seguros de Vida S.A. ...	Ownership.....	99.970	Zurich Insurance Group Ltd.N	..12
		.00000					Zurich Administradora General de Fondos S.A.CHL	.OTH	Inversiones Suizo Chilena S.A.	Ownership.....	0.030	Zurich Insurance Group Ltd.N	..12
		.00000					Zurich Advice Network LimitedGBR	.OTH	Allied Dunbar Assurance plc	Ownership.....	100.000	Zurich Insurance Group Ltd.N	..12
		.00000					Zurich AFIN Mexico, S.A. DE C.V.MEX	.OTH	Zurich Compania de Sefuros, S.A.	Ownership.....	0.002	Zurich Insurance Group Ltd.N	..12
		.00000					Zurich AFIN Mexico, S.A. DE C.V.MEX	.OTH	Zurich Versicherungs-Gesellschaft AG	Ownership.....	99.998	Zurich Insurance Group Ltd.N	..12
		.00000	04-3126497				Zurich Agency Services Inc.MA	.OTH	Zurich Holding Company of America, Inc.	Ownership.....	100.000	Zurich Insurance Group Ltd.N	..12
		.00000	86-1164252				Zurich Alternative Asset Management, LLCDE	.OTH	Zurich Holding Company of America, Inc.	Ownership.....	100.000	Zurich Insurance Group Ltd.N	..12

SCHEDULE Y
PART 1A - DETAIL OF INSURANCE HOLDING COMPANY SYSTEM

1	2	3	4	5	6	7	8	9	10	11	12	13	14	15	16
Group Code	Group Name	NAIC Company Code	ID Number	Federal RSSD	CIK	Name of Securities Exchange if Publicly Traded (U.S. or International)	Names of Parent, Subsidiaries Or Affiliates	Domi-ciliary Location	Relation-ship to Reporting Entity	Directly Controlled by (Name of Entity/Person)	Type of Control (Ownership, Board, Management, Attorney-in-Fact, Influence, Other)	If Control is Owner-ship Provide Percen-tage	Ultimate Controlling Entity(ies)/Person(s)	Is an SCA Filing Re-quired? (Y/N)	*
		.00000					Zurich America Latina Serviços Brasil Ltda.	.BRA	.OTH	Zurich Lebensversicherungs-Gesellschaft AG	Ownership	.0.010	Zurich Insurance Group Ltd.	.N	.12
		.00000					Zurich America Latina Serviços Brasil Ltda.	.BRA	.OTH	Zurich Versicherungs-Gesellschaft AG	Ownership	.99.990	Zurich Insurance Group Ltd.	.N	.12
		.00000	36-6169781				Zurich American Corporation	.DE	.OTH	Zurich Holding Company of America, Inc.	Ownership	.100.000	Zurich Insurance Group Ltd.	.N	.12
.0212	Zurich U.S. Insurance Pool Group	.16535	36-4233459				Zurich American Insurance Company	.NY	.OTH	Zurich Holding Company of America, Inc.	Ownership	.100.000	Zurich Insurance Group Ltd.	.N	.12
							Zurich American Insurance Company of Illinois								
.0212	Zurich U.S. Insurance Pool Group	.27855	36-2781080				Zurich American Life Insurance Company	.IL	.OTH	American Zurich Insurance Company	Ownership	.100.000	Zurich Insurance Group Ltd.	.Y	.12
.0212	Zurich Ins Group	.90557	36-3050975		000351754	New York Stock Exchange	Zurich American Life Insurance Company of New York	.IL	.OTH	Zurich American Corporation	Ownership	.100.000	Zurich Insurance Group Ltd.	.N	.12
							Zurich American Life Insurance Company of New York	.NY	.OTH	Zurich American Life Insurance Company	Ownership	.100.000	Zurich Insurance Group Ltd.	.N	.12
.0212	Zurich Ins Group	.14178	27-4746162				Zurich Argentina Cia. de Seguros S.A.	.ARG	.OTH	Inversiones Suizo-Argentina S.A.	Ownership	.55.461	Zurich Insurance Group Ltd.	.N	.12
		.00000					Zurich Argentina Cia. de Seguros S.A.	.ARG	.OTH	Zurich Versicherungs-Gesellschaft AG	Ownership	.44.536	Zurich Insurance Group Ltd.	.N	.12
		.00000	AA-2130022				Zurich Argentina Compañía de Seguros de Retiro S.A.	.ARG	.OTH	Zurich Argentina Cia. de Seguros S.A.	Ownership	.46.642	Zurich Insurance Group Ltd.	.N	.12
		.00000	AA-2130022				Zurich Argentina Compañía de Seguros de Retiro S.A.	.ARG	.OTH	Zurich Versicherungs-Gesellschaft AG	Ownership	.53.358	Zurich Insurance Group Ltd.	.N	.12
		.00000					Zurich Argentina Reaseguros S.A.	.ARG	.OTH	Zürich Versicherungs-Gesellschaft AG	Ownership	.100.000	Zurich Insurance Group Ltd.	.N	.12
		.00000					Zurich Aseguradora Argentina S.A.	.ARG	.OTH	Zürich Versicherungs-Gesellschaft AG	Ownership	.99.900	Zurich Insurance Group Ltd.	.N	.12
		.00000					Zurich Aseguradora Mexicana, S.A. de C.V.	.MEX	.OTH	Zürich Versicherungs-Gesellschaft AG	Ownership	.100.000	Zurich Insurance Group Ltd.	.N	.12
		.00000					Zurich Aseguradora Mexicana, S.A. de C.V.	.MEX	.OTH	Zürich Lebensversicherungs-Gesellschaft AG	Ownership	.0.000	Zurich Insurance Group Ltd.	.N	.12
		.00000					Zurich Asset Management Gerente de Fondos Comunes de Inversi	.ARG	.OTH	Inversiones Suizo-Argentina S.A.	Ownership	.90.000	Zurich Insurance Group Ltd.	.N	.12
		.00000					Zurich Asset Management Gerente de Fondos Comunes de Inversi	.ARG	.OTH	Isis S.A.	Ownership	.10.000	Zurich Insurance Group Ltd.	.N	.12
		.00000					Zurich Assurance Ltd	.GBR	.OTH	Eagle Star Holdings Limited	Ownership	.100.000	Zurich Insurance Group Ltd.	.N	.12
		.00000					Zurich Australia Limited	.AUS	.OTH	Zurich Financial Services Australia Limited	Ownership	.100.000	Zurich Insurance Group Ltd.	.N	.12
		.00000	AA-1930995				Zurich Australian Insurance Limited	.AUS	.OTH	Zurich Financial Services Australia Limited	Ownership	.100.000	Zurich Insurance Group Ltd.	.N	.12
		.00000					Zurich Australian Insurance Properties Pty Limited	.AUS	.OTH	Zurich Australia Limited	Ownership	.40.000	Zurich Insurance Group Ltd.	.N	.12
		.00000					Zurich Australian Insurance Properties Pty Limited	.AUS	.OTH	Zurich Australian Insurance Limited	Ownership	.60.000	Zurich Insurance Group Ltd.	.N	.12
		.00000					Zurich Australian Property Holdings Pty Ltd	.AUS	.OTH	Zürich Versicherungs-Gesellschaft AG	Ownership	.100.000	Zurich Insurance Group Ltd.	.N	.12
		.00000					Zurich Australian Superannuation Pty Limited	.AUS	.OTH	Zurich Financial Services Australia Limited	Ownership	.100.000	Zurich Insurance Group Ltd.	.N	.12
		.00000					Zurich Bank International Limited	.GBR	.OTH	Dunbar Assets Ireland	Ownership	.100.000	Zurich Insurance Group Ltd.	.N	.12
		.00000	13-4186554				Zurich Benefit Finance LLC	.DE	.OTH	Zurich Holding Company of America, Inc.	Ownership	.100.000	Zurich Insurance Group Ltd.	.N	.12
		.00000					Zurich Beteiligungs-Aktiengesellschaft (Deutschland)	.DEU	.OTH	Zurich IT Service AG Niederlassung fur Deutschland	Ownership	.82.617	Zurich Insurance Group Ltd.	.N	.12
		.00000					Zurich Beteiligungs-Aktiengesellschaft (Deutschland)	.DEU	.OTH	Zurich Leben Service AG Niederlassung fur Deutschland	Ownership	.17.383	Zurich Insurance Group Ltd.	.N	.12
		.00000					Zurich Brasil Capitalizacao S.A	.BRA	.OTH	Zurich Versicherungs-Gesellschaft AG	Ownership	.100.000	Zurich Insurance Group Ltd.	.N	.12
		.00000					Zurich Brasil Companhia de Seguros	.BRA	.OTH	Zurich Minas Brasil Seguros S.A.	Ownership	.100.000	Zurich Insurance Group Ltd.	.N	.12
		.00000					Zurich Building Control Services Limited	.GBR	.OTH	Zurich Holdings (UK) Limited	Ownership	.100.000	Zurich Insurance Group Ltd.	.N	.12
		.00000					Zurich Canadian Holdings Limited	.CAN	.OTH	Zurich Insurance Company Ltd, Canadian Branch	Ownership	.68.819	Zurich Insurance Group Ltd.	.N	.12
		.00000					Zurich Canadian Holdings Limited	.CAN	.OTH	Zurich Versicherungs-Gesellschaft AG	Ownership	.31.181	Zurich Insurance Group Ltd.	.N	.12
		.00000			0001028769	New York Stock Exchange	Zurich Capital Markets Inc.	.DE	.OTH	ZCM (U.S.) Limited	Ownership	.100.000	Zurich Insurance Group Ltd.	.N	.12
		.00000					Zurich Capital Markets Securities Inc.	.DE	.OTH	Zurich Capital Markets Inc.	Ownership	.100.000	Zurich Insurance Group Ltd.	.N	.12
		.00000					Zurich Colombia Seguros S.A.	.COL	.OTH	Zurich Versicherungs-Gesellschaft AG	Ownership	.94.900	Zurich Insurance Group Ltd.	.N	.12
		.00000					Zurich Colombia Seguros S.A.	.COL	.OTH	Zurich Lebensversicherungs-Gesellschaft AG	Ownership	.5.100	Zurich Insurance Group Ltd.	.N	.12

SCHEDULE Y
PART 1A - DETAIL OF INSURANCE HOLDING COMPANY SYSTEM

1	2	3	4	5	6	7	8	9	10	11	12	13	14	15	16
Group Code	Group Name	NAIC Company Code	ID Number	Federal RSSD	CIK	Name of Securities Exchange if Publicly Traded (U.S. or International)	Names of Parent, Subsidiaries Or Affiliates	Domi-ciliary Location	Relation-ship to Reporting Entity	Directly Controlled by (Name of Entity/Person)	Type of Control (Ownership, Board, Management, Attorney-in-Fact, Influence, Other)	If Control is Ownership Provide Percen-tage	Ultimate Controlling Entity(ies)/Person(s)	Is an SCA Filing Re-quired? (Y/N)	*
		.00000					Zurich Community Trust (UK) LimitedGBR	.OTH.....	Zurich Financial Services (UKISA) Limited Zurich Financial Services (UKISA) Nominees Limited	Ownership.....	50.000	Zurich Insurance Group Ltd.N.....	..12
		.00000					Zurich Community Trust (UK) LimitedGBR	.OTH.....		Ownership.....	50.000	Zurich Insurance Group Ltd.N.....	..12
		.00000					Zurich Compania de Reaseguros Argentina S.A.ARG	.OTH.....	Zurich Versicherungs-Gesellschaft AG	Ownership.....	5.000	Zurich Insurance Group Ltd.N.....	..12
		.00000					Zurich Compania de Reaseguros Argentina S.A.ARG	.OTH.....	Inversiones Suizo-Argentina S.A.	Ownership.....	95.000	Zurich Insurance Group Ltd.N.....	..12
		.00000					Zurich Compania de Seguros, S.A.MEX	.OTH.....	Zurich Versicherungs-Gesellschaft AG	Ownership.....	99.883	Zurich Insurance Group Ltd.N.....	..12
		.00000					Zurich Computer Services LimitedGBR	.OTH.....	Allied Dunbar Assurance plc	Ownership.....	100.000	Zurich Insurance Group Ltd.N.....	..12
		.00000					Zurich Consultoria de Riesgos, C.A.VEN	.OTH.....	Zurich Seguros, S.A.	Ownership.....	99.990	Zurich Insurance Group Ltd.N.....	..12
		.00000					Zurich Corredora de Bolsa S.A.CHL	.OTH.....	Inversiones Suizo Chilena S.A.	Ownership.....	99.000	Zurich Insurance Group Ltd.N.....	..12
		.00000					Zurich Corredora de Bolsa S.A.CHL	.OTH.....	Zurich Investments Chile S.A.	Ownership.....	1.000	Zurich Insurance Group Ltd.N.....	..12
		.00000					Zurich Customer Active Management, d.o.o.SVN	.OTH.....	Zürich Versicherungs-Gesellschaft AG	Ownership.....	100.000	Zurich Insurance Group Ltd.N.....	..12
		.00000	36-4412924				Zurich CZI Management Holding Ltd.DE	.OTH.....	Zurich Global Investment Management Inc. ..	Ownership.....	100.000	Zurich Insurance Group Ltd.N.....	..12
		.00000					Zurich Deutscher Herold Lebensversicherung AktiengesellschafDEU	.OTH.....	Deutscher Herold Aktiengesellschaft	Ownership.....	87.540	Zurich Insurance Group Ltd.N.....	..12
		.00000					Zurich Deutscher Herold Lebensversicherung AktiengesellschafDEU	.OTH.....	Zurich Beteiligungs-Aktiengesellschaft (Deutschland)	Ownership.....	32.460	Zurich Insurance Group Ltd.N.....	..12
		.00000	95-4773780				Zurich E&S Insurance Brokerage, Inc.CA	.OTH.....	Zurich American Insurance Company	Ownership.....	100.000	Zurich Insurance Group Ltd.Y.....	..12
		.00000					Zurich Employment Services LimitedGBR	.OTH.....	Zurich Financial Services (UKISA) Limited ..	Ownership.....	100.000	Zurich Insurance Group Ltd.N.....	..12
		.00000					Zurich Engineering Inspection Services Ireland LimitedIRL	.OTH.....	Zurich Insurance plc	Ownership.....	100.000	Zurich Insurance Group Ltd.N.....	..12
		.00000								Zurich Lebensversicherungs-Gesellschaft AG ..	Ownership.....	100.000	Zurich Insurance Group Ltd.N.....	..12
		.00000					Zurich Eurolife S.A.LUX	.OTH.....		Ownership.....	90.000	Zurich Insurance Group Ltd.N.....	..12
		.00000					Zurich Eurolife S.A.LUX	.OTH.....	Zurich Versicherungs-Gesellschaft AG	Ownership.....	10.000	Zurich Insurance Group Ltd.N.....	..12
		.00000	AA-0053640				Zurich F&I Reinsurance T&C LimitedTCA	.OTH.....	Zurich Agency Services Inc.	Ownership.....	0.001	Zurich Insurance Group Ltd.N.....	..12
		.00000								Universal Underwriters Service Corporation ..	Ownership.....	100.000	Zurich Insurance Group Ltd.N.....	..12
		.00000	AA-0053640				Zurich F&I Reinsurance T&C LimitedTCA	.OTH.....		Ownership.....	100.000	Zurich Insurance Group Ltd.N.....	..12
		.00000					Zurich Fianzas Mexico, S.A.DE C.V.MEX	.OTH.....	Zurich Versicherungs-Gesellschaft AG	Ownership.....	100.000	Zurich Insurance Group Ltd.N.....	..12
		.00000					Zurich Finance (Australia) LimitedAUS	.OTH.....	Zürich Versicherungs-Gesellschaft AG	Ownership.....	100.000	Zurich Insurance Group Ltd.N.....	..12
		.00000					Zurich Finance (Bermuda) Ltd.BMU	.OTH.....	Zurich Versicherungs-Gesellschaft AG	Ownership.....	100.000	Zurich Insurance Group Ltd.N.....	..12
		.00000								Zurich Lebensversicherungs-Gesellschaft AG ..	Ownership.....	100.000	Zurich Insurance Group Ltd.N.....	..12
		.00000					Zurich Finance (Luxembourg) S.A.LUX	.OTH.....		Ownership.....	0.081	Zurich Insurance Group Ltd.N.....	..12
		.00000					Zurich Finance (Luxembourg) S.A.LUX	.OTH.....	Zurich Versicherungs-Gesellschaft AG	Ownership.....	99.919	Zurich Insurance Group Ltd.N.....	..12
		.00000					Zurich Finance (UK) plcGBR	.OTH.....	Zurich Financial Services (UKISA) Limited ..	Ownership.....	99.998	Zurich Insurance Group Ltd.N.....	..12
		.00000								Zurich Financial Services (UKISA) Nominees Limited	Ownership.....	0.002	Zurich Insurance Group Ltd.N.....	..12
		.00000					Zurich Finance Company LtdCHE	.OTH.....	Zurich Versicherungs-Gesellschaft AG	Ownership.....	100.000	Zurich Insurance Group Ltd.N.....	..12
		.00000					Zurich Financial Management LimitedGBR	.OTH.....	Allied Dunbar Assurance plc	Ownership.....	100.000	Zurich Insurance Group Ltd.N.....	..12
		.00000					Zurich Financial Services (Isle of Man) Group Services LimitGBR	.OTH.....	Zurich Versicherungs-Gesellschaft AG	Ownership.....	100.000	Zurich Insurance Group Ltd.N.....	..12
		.00000					Zurich Financial Services (Isle of Man) Holdings LimitedGBR	.OTH.....	Zurich Versicherungs-Gesellschaft AG	Ownership.....	100.000	Zurich Insurance Group Ltd.N.....	..12
		.00000					Zurich Financial Services (Isle of Man) Insurance Manager LtGBR	.OTH.....	Zurich Versicherungs-Gesellschaft AG	Ownership.....	100.000	Zurich Insurance Group Ltd.N.....	..12
		.00000					Zurich Financial Services (UKISA) Group Services LimitedGBR	.OTH.....		Ownership.....	100.000	Zurich Insurance Group Ltd.N.....	..12
		.00000					Zurich Financial Services (UKISA) LimitedGBR	.OTH.....	Allied Zurich Holdings Limited	Ownership.....	90.316	Zurich Insurance Group Ltd.N.....	..12
		.00000					Zurich Financial Services (UKISA) LimitedGBR	.OTH.....	Zurich Insurance plc	Ownership.....	9.684	Zurich Insurance Group Ltd.N.....	..12
		.00000					Zurich Financial Services (UKISA) Nominees LimitedGBR	.OTH.....		Ownership.....	100.000	Zurich Insurance Group Ltd.N.....	..12
		.00000	AA-1930995				Zurich Financial Services Australia Limited ..	.AUS	.OTH.....	Zurich Financial Services (UKISA) Limited ..	Ownership.....	100.000	Zurich Insurance Group Ltd.N.....	..12
		.00000					Zurich Financial Services EUB Holdings LimitedIRL	.OTH.....	Zurich Versicherungs-Gesellschaft AG	Ownership.....	100.000	Zurich Insurance Group Ltd.N.....	..12
		.00000								Zurich Ins Group	Ownership.....	0.083	Zurich Insurance Group Ltd.N.....	..12

SCHEDULE Y
PART 1A - DETAIL OF INSURANCE HOLDING COMPANY SYSTEM

1	2	3	4	5	6	7	8	9	10	11	12	13	14	15	16
Group Code	Group Name	NAIC Company Code	ID Number	Federal RSSD	CIK	Name of Securities Exchange if Publicly Traded (U.S. or International)	Names of Parent, Subsidiaries Or Affiliates	Domi-ciliary Location	Relation-ship to Reporting Entity	Directly Controlled by (Name of Entity/Person)	Type of Control (Ownership, Board, Management, Attorney-in-Fact, Influence, Other)	If Control is Owner-ship Provide Percen-tage	Ultimate Controlling Entity(ies)/Person(s)	Is an SCA Filing Re-quired? (Y/N)	*
		.00000					Zurich Financial Services EUB Holdings Limited	.IRL	.OTH	Zurich Insurance Group Ltd.	Ownership	99.917	Zurich Insurance Group Ltd.	.N	.12
		.00000					Zurich Financial Services UK Pension Trustee Limited	.GBR	.OTH	Zurich Financial Services (UK)ISA Limited	Ownership	99.000	Zurich Insurance Group Ltd.	.N	.12
		.00000					Zurich Finanz-Gesellschaft AG	.CHE	.OTH	Zurich Versicherungs-Gesellschaft AG	Ownership	100.000	Zurich Insurance Group Ltd.	.N	.12
		.00000					Zurich General Insurance Company (China) Limited	.CHN	.OTH	Zurich Versicherungs-Gesellschaft AG	Ownership	100.000	Zurich Insurance Group Ltd.	.N	.12
		.00000					Zurich General Insurance Malaysia Berhad	.MYS	.OTH	Zürich Versicherungs-Gesellschaft AG	Ownership	100.000	Zurich Insurance Group Ltd.	.N	.12
		.00000					Zurich General Partner (Scotland) Ltd	.GBR	.OTH	Allied Zurich Holdings Limited	Ownership	100.000	Zurich Insurance Group Ltd.	.N	.12
		.00000					Zurich GL Servicios Mexico, S.A. de C.V.	.MEX	.OTH	Zurich Vida, Compañía de Seguros, S.A.	Ownership	95.000	Zurich Insurance Group Ltd.	.N	.12
		.00000					Zurich GL Servicios Mexico, S.A. de C.V.	.MEX	.OTH	Zurich Compañía de Seguros, S.A.	Ownership	5.000	Zurich Insurance Group Ltd.	.N	.12
		.00000					Zurich Global Corporate UK Limited	.GBR	.OTH	Zurich Holdings (UK) Limited	Ownership	100.000	Zurich Insurance Group Ltd.	.N	.12
		.00000	04-3729755				Zurich Global Investment Management Inc.	.DE	.OTH	Zurich Holding Company of America, Inc.	Ownership	100.000	Zurich Insurance Group Ltd.	.N	.12
		.00000	AA-3190947				Zurich Global, Ltd.	.BMU	.OTH	Zurich Holding Company of America, Inc.	Ownership	100.000	Zurich Insurance Group Ltd.	.N	.12
		.00000					Zurich Group Pension Services (UK) Ltd	.GBR	.OTH	Zurich Assurance Ltd	Ownership	100.000	Zurich Insurance Group Ltd.	.N	.12
		.00000					Zurich GSG Limited	.GBR	.OTH	Zurich GSH Limited	Ownership	100.000	Zurich Insurance Group Ltd.	.N	.12
		.00000					Zurich GSH Limited	.GBR	.OTH	Zurich Holdings (UK) Limited	Ownership	100.000	Zurich Insurance Group Ltd.	.N	.12
		.00000	36-3096373				Zurich Holding Company of America, Inc.	.DE	.OTH	Zurich Versicherungs-Gesellschaft AG	Ownership	100.000	Zurich Insurance Group Ltd.	.N	.12
		.00000					Zurich Holding Ireland Limited	.IRL	.OTH	Zurich Versicherungs-Gesellschaft AG	Ownership	100.000	Zurich Insurance Group Ltd.	.N	.12
		.00000					Zurich Holdings (UK) Limited	.GBR	.OTH	Zurich Versicherungs-Gesellschaft AG	Ownership	100.000	Zurich Insurance Group Ltd.	.N	.12
		.00000					Zurich Immobilien Liegenschaftsverwaltungs-GesmbH	.AUT	.OTH	Zurich Versicherungs-Gesellschaft AG	Ownership	100.000	Zurich Insurance Group Ltd.	.N	.12
		.00000					Zurich Independent Wealth Management Limited	.GBR	.OTH	Allied Dunbar Assurance plc	Ownership	100.000	Zurich Insurance Group Ltd.	.N	.12
		.00000					Zurich Insurance Company (U.K.) Limited	.GBR	.OTH	Zurich Versicherungs-Gesellschaft AG	Ownership	100.000	Zurich Insurance Group Ltd.	.N	.12
		.00000					Zurich Insurance Company Escritorio de Representacao no Bras	.BRA	.OTH	Zurich Versicherungs-Gesellschaft AG	Ownership	100.000	Zurich Insurance Group Ltd.	.N	.12
		.00000					Zurich Insurance Company Ltd., Beijing Representative Office	.CHN	.OTH	Zurich Versicherungs-Gesellschaft AG	Ownership	100.000	Zurich Insurance Group Ltd.	.N	.12
		.00000					Zurich Insurance Company Ltd., Representative Office Buenos Aires	.ARG	.OTH	Zurich Versicherungs-Gesellschaft AG	Ownership	100.000	Zurich Insurance Group Ltd.	.N	.12
		.00000			0001127799	SIX Swiss Exchange	Zurich Insurance Group Ltd.	.CHE	.OTH	Board of Directors	Board		Shareholders	.N	
		.00000					Zurich Insurance Holdings (Hong Kong) Limited	.HKG	.OTH	Zurich Versicherungs-Gesellschaft AG	Ownership	100.000	Zurich Insurance Group Ltd.	.N	.12
		.00000					Zurich Insurance Malaysia Berhad	.MYS	.OTH	Zurich Versicherungs-Gesellschaft AG	Ownership	100.000	Zurich Insurance Group Ltd.	.N	.12
		.00000	AA-1780059				Zurich Insurance plc	.IRL	.OTH	Zurich Beteiligungs-Aktiengesellschaft (Deutschland)	Ownership	25.074	Zurich Insurance Group Ltd.	.N	.8
		.00000	AA-1780059				Zurich Insurance plc	.IRL	.OTH	Zurich Holding Ireland Limited	Ownership	70.405	Zurich Insurance Group Ltd.	.N	.8
		.00000	AA-1780059				Zurich Insurance Company Ltd - Rappresentanza Generale per l	.IRL	.OTH	Zurich Insurance Company Ltd - Rappresentanza Generale per l	Ownership	4.521	Zurich Insurance Group Ltd.	.N	.8
		.00000					Zurich Insurance plc, Representative Office Buenos Aires	.ARG	.OTH	Zurich Insurance plc	Ownership	100.000	Zurich Insurance Group Ltd.	.N	.12
		.00000					Zurich Intermediary Group Limited	.GBR	.OTH	Zurich Financial Services (UK)ISA Limited	Ownership	100.000	Zurich Insurance Group Ltd.	.N	.12
		.00000					Zurich Intermediary Group Limited	.GBR	.OTH	Zurich Financial Services (UK)ISA Nominees Limited	Ownership	0.000	Zurich Insurance Group Ltd.	.N	.12
		.00000					Zurich Internacional de Venezuela, C.A. de Corretaje de Reas	.VEN	.OTH	Zurich Versicherungs-Gesellschaft AG	Ownership	100.000	Zurich Insurance Group Ltd.	.N	.12
		.00000	AA-1120018				Zurich International (UK) Limited	.GBR	.OTH	Zurich Holdings (UK) Limited	Ownership	100.000	Zurich Insurance Group Ltd.	.N	.12
		.00000					Zurich International Life Limited	.GBR	.OTH	Zurich Versicherungs-Gesellschaft AG	Ownership	100.000	Zurich Insurance Group Ltd.	.N	.12
		.00000					Zurich International Pensions Administration Limited	.IMN	.OTH	Zurich International Life Limited	Ownership	100.000	Zurich Insurance Group Ltd.	.N	.12
		.00000					Zurich International Services (Luxembourg) S.A.	.LUX	.OTH	Zurich Eurolife S.A.	Ownership	0.040	Zurich Insurance Group Ltd.	.N	.12

SCHEDULE Y
PART 1A - DETAIL OF INSURANCE HOLDING COMPANY SYSTEM

1	2	3	4	5	6	7	8	9	10	11	12	13	14	15	16
Group Code	Group Name	NAIC Company Code	ID Number	Federal RSSD	CIK	Name of Securities Exchange if Publicly Traded (U.S. or International)	Names of Parent, Subsidiaries Or Affiliates	Domi-ciliary Location	Relation-ship to Reporting Entity	Directly Controlled by (Name of Entity/Person)	Type of Control (Ownership, Board, Management, Attorney-in-Fact, Influence, Other)	If Control is Ownership Provide Percen-tage	Ultimate Controlling Entity(ies)/Person(s)	Is an SCA Filing Re-quired? (Y/N)	*
		.00000					Zurich International Services (Luxembourg) S.A.	.LUX	.OTH	Zurich Versicherungs-Gesellschaft AG	Ownership	99.960	Zurich Insurance Group Ltd.	.N	.12
		.00000					Zurich Invest AG	.CHE	.OTH	Zurich Versicherungs-Gesellschaft AG	Ownership	100.000	Zurich Insurance Group Ltd.	.N	.12
		.00000					Zurich Invest ICAV	.IRL	.OTH	Zürich Versicherungs-Gesellschaft AG	Ownership	50.000	Zurich Insurance Group Ltd.	.N	.12
		.00000					Zurich Invest ICAV	.IRL	.OTH	Zurich Invest AG	Ownership	50.000	Zurich Insurance Group Ltd.	.N	.12
		.00000					Zurich Investment Management AG	.CHE	.OTH	Farmers Group, Inc.	Ownership	80.000	Zurich Insurance Group Ltd.	.N	.11
		.00000					Zurich Investment Management AG	.CHE	.OTH	Zurich Versicherungs-Gesellschaft AG	Ownership	20.000	Zurich Insurance Group Ltd.	.N	.12
		.00000					Zurich Investment Management Limited	.AUS	.OTH	Zurich Australia Limited	Ownership	100.000	Zurich Insurance Group Ltd.	.N	.12
		.00000					Zurich Investment Services (UK) Limited	.GBR	.OTH	Allied Zurich Holdings Limited	Ownership	100.000	Zurich Insurance Group Ltd.	.N	.12
		.00000					Zurich Investment Services Limited	.BMU	.OTH	Zurich Finance Company Ltd	Ownership	100.000	Zurich Insurance Group Ltd.	.N	.12
		.00000					Zurich Investments Life S.p.A.	.ITA	.OTH	Zurich Insurance Company Ltd – Rappresentanza Generale per l	Ownership	100.000	Zurich Insurance Group Ltd.	.N	.12
		.00000					Zurich JVCompany Servicios Mexico, S.A. DE C.V.	.MEX	.OTH	Zurich Vida, Compania de Seguros, S.A.	Ownership	0.002	Zurich Insurance Group Ltd.	.N	.12
		.00000					Zurich JVCompany Servicios Mexico, S.A. DE C.V.	.MEX	.OTH	Zurich Santander Seguros Mexico, S.A.	Ownership	99.998	Zurich Insurance Group Ltd.	.N	.12
		.00000					Zurich Kunden Center GmbH	.DEU	.OTH	Zurich Beteiligungs-Aktiengesellschaft (Deutschland)	Ownership	100.000	Zurich Insurance Group Ltd.	.N	.12
		.00000	26-0530367				Zurich Latin America Corporation	.FL	.OTH	Zurich Holding Company of America, Inc.	Ownership	100.000	Zurich Insurance Group Ltd.	.N	.12
		.00000					Zurich Latin America Holding S.L. – Sociedad Unipersonal	.ESP	.OTH	Zurich Lebensversicherungs-Gesellschaft AG	Ownership	100.000	Zurich Insurance Group Ltd.	.N	.12
		.00000					Zurich Latin American Services S.A.	.ARG	.OTH	Inversiones Suizo-Argentina S.A.	Ownership	6.320	Zurich Insurance Group Ltd.	.N	.12
		.00000					Zurich Latin American Services S.A.	.ARG	.OTH	Zurich Versicherungs-Gesellschaft AG	Ownership	93.680	Zurich Insurance Group Ltd.	.N	.12
		.00000					Zurich Lebensversicherungs-Gesellschaft AG	.CHE	.OTH	Zurich Versicherungs-Gesellschaft AG	Ownership	100.000	Zurich Insurance Group Ltd.	.N	.12
		.00000					Zurich Leisure Services Limited	.GBR	.OTH	Allied Dunbar Assurance plc	Ownership	100.000	Zurich Insurance Group Ltd.	.N	.12
		.00000					Zurich Life Assurance plc	.IRL	.OTH	Zurich Holding Ireland Limited	Ownership	100.000	Zurich Insurance Group Ltd.	.N	.12
		.00000					Zurich Life Insurance (Hong Kong) Limited	.HKG	.OTH	Zürich Versicherungs-Gesellschaft AG	Ownership	100.000	Zurich Insurance Group Ltd.	.N	.12
		.00000					Zurich Life Insurance (Singapore) Pte Ltd	.SGP	.OTH	Zurich Versicherungs-Gesellschaft AG	Ownership	100.000	Zurich Insurance Group Ltd.	.N	.12
		.00000					Zurich Life Insurance Company Ltd., Representative office Buenos Aires	.ARG	.OTH	Zurich Lebensversicherungs-Gesellschaft AG	Ownership	100.000	Zurich Insurance Group Ltd.	.N	.12
		.00000					Zurich Management (Bermuda) Ltd	.BMU	.OTH	Zurich Versicherungs-Gesellschaft AG	Ownership	100.000	Zurich Insurance Group Ltd.	.N	.12
		.00000					Zurich Management Services Limited	.GBR	.OTH	Zurich Holdings (UK) Limited	Ownership	100.000	Zurich Insurance Group Ltd.	.N	.12
		.00000					Zurich Minas Brasil Seguros S.A.	.BRA	.OTH	Zurich Versicherungs-Gesellschaft AG	Ownership	100.000	Zurich Insurance Group Ltd.	.N	.12
		.00000					Zurich Pension Trustees Ireland Limited	.IRL	.OTH	Zurich Insurance plc	Ownership	50.000	Zurich Insurance Group Ltd.	.N	.12
		.00000					Zurich Pension Trustees Ireland Limited	.IRL	.OTH	Zurich Trustee Services Limited	Ownership	50.000	Zurich Insurance Group Ltd.	.N	.12
		.00000					Zurich Pension Trustees Limited	.GBR	.OTH	Zurich Assurance Ltd	Ownership	100.000	Zurich Insurance Group Ltd.	.N	.12
		.00000					Zurich Pensions Management Limited	.GBR	.OTH	Allied Dunbar Assurance plc	Ownership	100.000	Zurich Insurance Group Ltd.	.N	.12
		.00000					Zurich Pensionskassen-Beratung AG	.CHE	.OTH	Zurich Lebensversicherungs-Gesellschaft AG	Ownership	100.000	Zurich Insurance Group Ltd.	.N	.12
		.00000					Zurich Professional Limited	.GBR	.OTH	Zurich Holdings (UK) Limited	Ownership	100.000	Zurich Insurance Group Ltd.	.N	.12
		.00000					Zurich Project Finance (UK) Limited	.GBR	.OTH	Zürich Versicherungs-Gesellschaft AG	Ownership	100.000	Zurich Insurance Group Ltd.	.N	.12
		.00000					Zurich Properties Pty Limited	.AUS	.OTH	Zurich Australia Limited	Ownership	40.001	Zurich Insurance Group Ltd.	.N	.12
		.00000					Zurich Properties Pty Limited	.AUS	.OTH	Zurich Australian Insurance Limited	Ownership	59.999	Zurich Insurance Group Ltd.	.N	.12
		.00000					Zurich Property Services Malaysia Sdn Bhd	.MYS	.OTH	Zurich Versicherungs-Gesellschaft AG	Ownership	100.000	Zurich Insurance Group Ltd.	.N	.12
		.00000	30-0165071				Zurich Realty, Inc.	.MD	.OTH	Zurich Holding Company of America, Inc.	Ownership	100.000	Zurich Insurance Group Ltd.	.N	.12
		.00000					Zurich Rechtsschutz-Schadenservice GmbH	.DEU	.OTH	Zurich Beteiligungs-Aktiengesellschaft (Deutschland)	Ownership	100.000	Zurich Insurance Group Ltd.	.N	.12
		.00000					Zurich Reliable Insurance Limited	.RUS	.OTH	Zurich Versicherungs-Gesellschaft AG	Ownership	99.900	Zurich Insurance Group Ltd.	.N	.12
		.00000					Zurich Reliable Insurance Limited	.RUS	.OTH	Zurich Versicherungs-Aktiengesellschaft	Ownership	0.100	Zurich Insurance Group Ltd.	.N	.12
		.00000					Zurich Resseguradora Brasil S.A.	.BRA	.OTH	Zurich Versicherungs-Gesellschaft AG	Ownership	100.000	Zurich Insurance Group Ltd.	.N	.12
		.00000					Zurich Resseguradora Brasil S.A.	.BRA	.OTH	Zurich Lebensversicherungs-Gesellschaft AG	Ownership	0.000	Zurich Insurance Group Ltd.	.N	.12
		.00000					Zurich Risk Consulting RU	.RUS	.OTH	Zurich Reliable Insurance	Ownership	100.000	Zurich Insurance Group Ltd.	.N	.12

SCHEDULE Y
PART 1A - DETAIL OF INSURANCE HOLDING COMPANY SYSTEM

1	2	3	4	5	6	7	8	9	10	11	12	13	14	15	16
Group Code	Group Name	NAIC Company Code	ID Number	Federal RSSD	CIK	Name of Securities Exchange if Publicly Traded (U.S. or International)	Names of Parent, Subsidiaries Or Affiliates	Domi-ciliary Location	Relation-ship to Reporting Entity	Directly Controlled by (Name of Entity/Person)	Type of Control (Ownership, Board, Management, Attorney-in-Fact, Influence, Other)	If Control is Ownership Provide Percen-tage	Ultimate Controlling Entity(ies)/Person(s)	Is an SCA Filing Re-quired? (Y/N)	*
		.00000					Zurich Risk Management Services (India) Private Limited	.IND	.OTH	Zurich International (Bermuda) Ltd.	Ownership	.1.000	Zurich Insurance Group Ltd.	.N	.12
		.00000					Zurich Risk Management Services (India) Private Limited	.IND	.OTH	Zurich Versicherungs-Gesellschaft AG	Ownership	.99.000	Zurich Insurance Group Ltd.	.N	.12
		.00000					Zurich Risk Services Asia Pacific Sdn Bhd	.MYS	.OTH	Zurich Management Services Limited	Ownership	.100.000	Zurich Insurance Group Ltd.	.N	.12
		.00000					Zurich Roadside Assistance Malaysia Sdn Bhd	.MYS	.OTH	Zurich Versicherungs-Gesellschaft AG	Ownership	.100.000	Zurich Insurance Group Ltd.	.N	.12
		.00000					Zurich Ruckversicherungs-Gesellschaft AG	.CHE	.OTH	Zurich Versicherungs-Gesellschaft AG	Ownership	.100.000	Zurich Insurance Group Ltd.	.N	.12
		.00000					Zurich Sacramento, Inc.	.CA	.OTH	JFS/ZSF 1998, L.P.	Ownership	.100.000	Zurich Insurance Group Ltd.	.N	.12
		.00000					Zurich Santander Brasil Odonto LTDA.	.BRA	.OTH	Zurich Santander Brasil Seguros e Previdência S.A.	Ownership	.99.000	Zurich Insurance Group Ltd.	.N	.12
		.00000					Zurich Santander Brasil Odonto LTDA.	.BRA	.OTH	Zurich Santander Brasil Seguros S.A.	Ownership	.1.000	Zurich Insurance Group Ltd.	.N	.12
		.00000					Zurich Santander Brasil Seguros e Previdência S.A.	.BRA	.OTH	Zurich Latin America Holding S.L. - Sociedad Unipersonal	Ownership	.0.220	Zurich Insurance Group Ltd.	.N	.12
		.00000					Zurich Santander Brasil Seguros e Previdência S.A.	.BRA	.OTH	Zurich Santander Holding (Spain), S.L.	Ownership	.99.568	Zurich Insurance Group Ltd.	.N	.12
		.00000					Zurich Santander Brasil Seguros S.A.	.BRA	.OTH	Zurich Santander Brasil Seguros e Previdência S.A.	Ownership	.100.000	Zurich Insurance Group Ltd.	.N	.12
		.00000					Zurich Santander Holding (Spain), S.L.	.ESP	.OTH	Zurich Santander Insurance America, S.L.	Ownership	.100.000	Zurich Insurance Group Ltd.	.N	.12
		.00000					Zurich Santander Holding Dos (Spain), S.L.	.ESP	.OTH	Zurich Santander Insurance America, S.L.	Ownership	.100.000	Zurich Insurance Group Ltd.	.N	.12
		.00000					Zurich Santander Insurance America, S.L.	.ESP	.OTH	Zurich Latin America Holding S.L. - Sociedad Unipersonal	Ownership	.51.000	Zurich Insurance Group Ltd.	.N	.12
		.00000					Zurich Santander Seguros Argentina S.A.	.ARG	.OTH	Zurich Santander Insurance America, S.L.	Ownership	.96.000	Zurich Insurance Group Ltd.	.N	.12
		.00000					Zurich Santander Seguros Argentina S.A.	.ARG	.OTH	Inversiones ZS America SpA	Ownership	.4.000	Zurich Insurance Group Ltd.	.N	.12
		.00000					Zurich Santander Seguros de Vida Chile S.A.	.CHL	.OTH	Inversiones ZS America Dos Limitada	Ownership	.99.782	Zurich Insurance Group Ltd.	.N	.12
		.00000					Zurich Santander Seguros de Vida Chile S.A.	.CHL	.OTH	Inversiones ZS America SpA	Ownership	.0.218	Zurich Insurance Group Ltd.	.N	.12
		.00000					Zurich Santander Seguros Generales Chile S.A.	.CHL	.OTH	Inversiones ZS America Dos Limitada	Ownership	.99.505	Zurich Insurance Group Ltd.	.N	.12
		.00000					Zurich Santander Seguros Generales Chile S.A.	.CHL	.OTH	Inversiones ZS America SpA	Ownership	.0.495	Zurich Insurance Group Ltd.	.N	.12
		.00000					Zurich Santander Seguros Mexico, S.A.	.MEX	.OTH	Inversiones ZS America SpA	Ownership	.0.001	Zurich Insurance Group Ltd.	.N	.12
		.00000					Zurich Santander Seguros Mexico, S.A.	.MEX	.OTH	Zurich Santander Insurance America, S.L.	Ownership	.99.999	Zurich Insurance Group Ltd.	.N	.12
		.00000					Zurich Seguros Ecuador, S.A.	.ECU	.OTH	Zürich Versicherungs-Gesellschaft AG	Ownership	.100.000	Zurich Insurance Group Ltd.	.N	.12
		.00000					Zurich Seguros, S.A.	.VEN	.OTH	Cursud N.V.	Ownership	.69.210	Zurich Insurance Group Ltd.	.N	.12
		.00000					Zurich Seguros, S.A.	.VEN	.OTH	Inversora Alpina Financiadora de Primas, C.A.	Ownership	.0.000	Zurich Insurance Group Ltd.	.N	.12
		.00000					Zurich Seguros, S.A.	.VEN	.OTH	Zurich Consultoria de Riesgos, C.A.	Ownership	.0.000	Zurich Insurance Group Ltd.	.N	.12
		.00000					Zurich Service GmbH	.DEU	.OTH	Zurich Beteiligungs-Aktiengesellschaft (Deutschland)	Ownership	.100.000	Zurich Insurance Group Ltd.	.N	.12
		.00000					Zurich Service GmbH	.DEU	.OTH	Zurich Versicherungs-Aktiengesellschaft	Ownership	.100.000	Zurich Insurance Group Ltd.	.N	.12
		.00000					Zurich Services (Australia) Pty Limited	.AUS	.OTH	Zurich Financial Services Australia Limited	Ownership	.100.000	Zurich Insurance Group Ltd.	.N	.12
		.00000					Zurich Services (Hong Kong) Limited	.HKG	.OTH	Swiss Insurance Management (Hong Kong) Limited	Ownership	.0.003	Zurich Insurance Group Ltd.	.N	.12
		.00000					Zurich Services (Hong Kong) Limited	.HKG	.OTH	Zurich Insurance Holdings (Hong Kong) Limited	Ownership	.99.997	Zurich Insurance Group Ltd.	.N	.12
		.00000					Zurich Services A.I.E.	.ESP	.OTH	AIDE Asistencia Seguros y Reaseguros, S.A. - Sociedad Uniper	Ownership	.0.000	Zurich Insurance Group Ltd.	.N	.12
		.00000					Zurich Services A.I.E.	.ESP	.OTH	Bansabadell Pensiones, E.G.F.P. S.A.	Ownership	.0.000	Zurich Insurance Group Ltd.	.N	.12
		.00000					Zurich Services A.I.E.	.ESP	.OTH	Bansabadell Seguros Generales, S.A. de Seguros y Reaseguros	Ownership	.0.000	Zurich Insurance Group Ltd.	.N	.12
		.00000					Zurich Services A.I.E.	.ESP	.OTH	Bansabadell Vida S.A. de Seguros y Reaseguros	Ownership	.0.000	Zurich Insurance Group Ltd.	.N	.12
		.00000					Zurich Services A.I.E.	.ESP	.OTH	Zurich Insurance plc, Sucursal en Espana	Ownership	.97.184	Zurich Insurance Group Ltd.	.N	.12

97.16

PART 1A - DETAIL OF INSURANCE HOLDING COMPANY SYSTEM

1	2	3	4	5	6	7	8	9	10	11	12	13	14	15	16
Group Code	Group Name	NAIC Company Code	ID Number	Federal RSSD	CIK	Name of Securities Exchange if Publicly Traded (U.S. or International)	Names of Parent, Subsidiaries Or Affiliates	Domi-ciliary Location	Relation-ship to Reporting Entity	Directly Controlled by (Name of Entity/Person)	Type of Control (Ownership, Board, Management, Attorney-in-Fact, Influence, Other)	If Control is Ownership Provide Percentage	Ultimate Controlling Entity(ies)/Person(s)	Is an SCA Filing Re-quired? (Y/N)	*
		00000					Zurich Services A.I.E.	ESP.	OTH	Zurich Vida, Compañía de Seguros y Reaseguros, S.A. – Societ	Ownership	2.816	Zurich Insurance Group Ltd.	N	12
		00000					Zurich Services Company (Pty) Ltd	AUS.	OTH	Zürich Versicherungs-Gesellschaft AG	Ownership	100.000	Zurich Insurance Group Ltd.	N	12
		00000	35-2546417				Zurich Services US. LLC	DE	OTH	Farmers Group, Inc.	Ownership	50.000	Zurich Insurance Group Ltd.	N	12
		00000	35-2546417				Zurich Services US. LLC	DE	OTH	Zurich Holding Company of America, Inc.	Ownership	50.000	Zurich Insurance Group Ltd.	N	12
		00000					Zurich Servicios de Mexico, S.A. de. C.V.	MEX.	OTH	Zurich Vida, Compañia de Seguros, S.A.	Ownership	90.000	Zurich Insurance Group Ltd.	N	12
		00000					Zurich Servicios de Mexico, S.A. de. C.V.	MEX.	OTH	Zurich, Compania de Seguros, S.A.	Ownership	10.000	Zurich Insurance Group Ltd.	N	12
		00000					ZURICH SERVICIOS DIRECTO ESPAÑA, S.L.	ESP.	OTH	Zurich Insurance Mobile Solutions AG	Ownership	100.000	Zurich Insurance Group Ltd.	N	12
		00000					Zurich Servicios y Soporte México, S.A. de C.V.	MEX.	OTH	Zürich Versicherungs-Gesellschaft AG	Ownership	99.980	Zurich Insurance Group Ltd.	N	12
		00000					Zurich Servicios y Soporte México, S.A. de C.V.	MEX.	OTH	Zürich Lebensversicherungs-Gesellschaft AG	Ownership	0.020	Zurich Insurance Group Ltd.	N	12
		00000					Zurich Shared Services S.A.	CHL	OTH	Inversiones Suizo Chilena S.A.	Ownership	99.987	Zurich Insurance Group Ltd.	N	12
		00000					Zurich Shared Services S.A.	CHL	OTH	Zurich Investments Chile S.A.	Ownership	0.013	Zurich Insurance Group Ltd.	N	12
		00000					Zurich Sigorta A.S.	TUR.	OTH	Zurich Versicherungs-Gesellschaft AG	Ownership	100.000	Zurich Insurance Group Ltd.	N	12
		00000					Zurich Small Amount and Short Term Insurance Ltd	JPN.	OTH	Zürich Versicherungs-Gesellschaft AG	Ownership	100.000	Zurich Insurance Group Ltd.	N	12
		00000					Zurich South America Invest AB	SWE	OTH	Zurich Versicherungs-Gesellschaft AG	Ownership	100.000	Zurich Insurance Group Ltd.	N	12
		00000	AA-1120001				Zurich Specialties London Limited	GBR.	OTH	Zurich Holdings (UK) Limited	Ownership	100.000	Zurich Insurance Group Ltd.	N	12
		00000					Zurich Structured Finance, Inc.	DE	OTH	Zurich Finance Company Ltd	Ownership	100.000	Zurich Insurance Group Ltd.	N	12
		00000					Zurich Takaful Malaysia Berhad (ZTMB)	MYS.	OTH	Zurich Versicherungs-Gesellschaft AG	Ownership	100.000	Zurich Insurance Group Ltd.	N	12
		00000					Zurich Technical and Consulting Services (Beijing) Co. Ltd.	CHN.	OTH	Zurich Insurance Holdings (Hong Kong) Limited	Ownership	100.000	Zurich Insurance Group Ltd.	N	12
		00000					Zurich Technology Malaysia Sdn Bhd	MYS.	OTH	Zurich Technology Services Malaysia Sdn Bhd	Ownership	100.000	Zurich Insurance Group Ltd.	N	12
		00000					Zurich Technology Services Malaysia Sdn Bhd	MYS.	OTH	Zurich Versicherungs-Gesellschaft AG	Ownership	100.000	Zurich Insurance Group Ltd.	N	12
		00000					Zurich Training and Development Services Limited	GBR.	OTH	Allied Dunbar Assurance plc	Ownership	100.000	Zurich Insurance Group Ltd.	N	12
		00000					Zurich Transitional Services Limited	GBR.	OTH	Zurich Holdings (UK) Limited	Ownership	100.000	Zurich Insurance Group Ltd.	N	12
		00000					Zurich Travel Solutions Pty Limited	AUS.	OTH	Zürich Versicherungs-Gesellschaft AG	Ownership	100.000	Zurich Insurance Group Ltd.	N	12
		00000								Zurich Financial Services EUB Holdings Limited	Ownership	100.000	Zurich Insurance Group Ltd.	N	12
		00000					Zurich Treasury Services Limited	IRL.	OTH	Allied Dunbar Assurance plc	Ownership	100.000	Zurich Insurance Group Ltd.	N	12
		00000					Zurich Trustee Company (UK) Limited	GBR.	OTH	Zurich Life Assurance plc	Ownership	100.000	Zurich Insurance Group Ltd.	N	12
		00000					Zurich Trustee Services Limited	IRL.	OTH	Zurich UK General Services Limited	Ownership	100.000	Zurich Insurance Group Ltd.	N	12
		00000					Zurich UK General Employee Services Limited	GBR.	OTH	Zurich UK General Services Limited	Ownership	100.000	Zurich Insurance Group Ltd.	N	12
		00000					Zurich UK General Services Limited	GBR.	OTH	Zurich Holdings (UK) Limited	Ownership	100.000	Zurich Insurance Group Ltd.	N	12
		00000	AA-1220080				Zurich Versicherungs-Aktiengesellschaft	AUT.	OTH	Zurich Versicherungs-Gesellschaft AG	Ownership	99.981	Zurich Insurance Group Ltd.	N	9
		00000	AA-1460190				Zurich Versicherungs-Gesellschaft AG	CHE	OTH	Zurich Insurance Group Ltd.	Ownership	100.000	Zurich Insurance Group Ltd.	N	10
		00000					Zurich Vida e Previdencia S.A.	BRA.	OTH	Zurich Minas Brasil Seguros S.A.	Ownership	100.000	Zurich Insurance Group Ltd.	N	12
		00000					Zurich Vida, Compañia de Seguros y Reaseguros, S.A. – Societ	ESP.	OTH	Zurich Lebensversicherungs-Gesellschaft AG	Ownership	100.000	Zurich Insurance Group Ltd.	N	12
		00000	AA-1840022				Zurich Vida, Compañia de Seguros, S.A.	MEX.	OTH	Zurich Versicherungs-Gesellschaft AG	Ownership	100.000	Zurich Insurance Group Ltd.	N	12
		00000	AA-2734111				Zurich Warranty Solutions, Inc.	IL	OTH	American Zurich Insurance Company	Ownership	100.000	Zurich Insurance Group Ltd.	Y	12
		00000	36-4453190				Zurich Whiteley Investment Trust Limited	GBR.	OTH	Zurich Insurance plc	Ownership	100.000	Zurich Insurance Group Ltd.	N	12
		00000					Zurich Whiteley Trust Limited	GBR.	OTH	Zurich Whiteley Investment Trust Limited	Ownership	100.000	Zurich Insurance Group Ltd.	N	12
					</										

ANNUAL STATEMENT FOR THE YEAR 2018 OF THE Bristol West Insurance Company

Asterisk	Explanation
.....	Note 1: Farmers Insurance Exchange is a California interinsurance exchange owned by its policyholders. Its attorney-in-fact is Farmers Group, Inc, dba Farmers Underwriters Association, which is a subsidiary of Zurich Insurance Group Ltd.
.....	Note 2: FX Insurance Agency, LLC provides services to Farmers Group, Inc, pursuant to a service agreement among its parent, ZFUS Services, LLC, and Farmers Group, Inc, Truck Underwriters Association and Fire Underwriters Association.
.....	Note 3: Farmers Group Inc, as attorney-in-fact for Farmers Insurance Exchange, provides management services to Farmers Texas County Mutual Insurance Company.
.....	Note 4: Fire Insurance Exchange is a California interinsurance exchange owned by its policyholders. Its attorney-in-fact is Fire Underwriters Association, which is a subsidiary of Zurich Insurance Group Ltd.
.....	Note 5: Foremost County Mutual Insurance Company is a Texas County mutual insurance company managed by Foremost Insurance Company Grand Rapids, Michigan.
.....	Note 6: Foremost Lloyds of Texas underwriters are officers and/or directors of Foremost Insurance Company Grand Rapids, Michigan.
.....	Note 7: Truck Insurance Exchange is a California interinsurance exchange owned by its policyholders. Its attorney-in-fact is Truck Underwriters Association, which is a subsidiary of Zurich Insurance Group Ltd.
.....	Note 8: Zurich Insurance Plc operates branches in the following countries: Italy (AA-1364106), Portugal (AA-1820001), Spain (AA-1840150), and United Kingdom (AA-1780059).
.....	Note 9: Zurich Versicherungs-Aktiengesellschaft operates a branch in Germany (AA-1340017)
.....	Note 10: Zurich Versicherungs-Gesellschaft AG also known as Zurich Insurance Company, Ltd operates branches in the following countries: Bermuda (AA-3190825), Canada (AA-1560999), Hong Kong (AA-5324112), Ireland (AA-1780042), Japan (AA-1584115), and Singapore (AA-5760036). It also operates a management entity Alpina International (AA-1460010) in Switzerland.
.....	Note 11: An affiliate entity is the attorney-in-fact of Farmers Insurance Exchange, Fire Insurance Exchange and Truck Insurance Exchange (collectively Exchanges). The reporting entity's relationship to the Exchanges, their subsidiaries, and the affiliates that they manage is classified as OTHER.
.....	Note 12: This company is a subsidiary of Zurich Insurance Group Ltd., and is an affiliate of Farmers Group, Inc.

SCHEDULE Y

PART 2 - SUMMARY OF INSURER'S TRANSACTIONS WITH ANY AFFILIATES

1	2	3	4	5	6	7	8	9	10	11	12	13
NAIC Company Code	ID Number	Names of Insurers and Parent, Subsidiaries or Affiliates	Shareholder Dividends	Capital Contributions	Purchases, Sales or Exchanges of Loans, Securities, Real Estate, Mortgage Loans or Other Investments	Income/ (Disbursements) Incurred in Connection with Guarantees or Undertakings for the Benefit of any Affiliate(s)	Management Agreements and Service Contracts	Income/ (Disbursements) Incurred Under Reinsurance Agreements	*	Any Other Material Activity Not in the Ordinary Course of the Insurer's Business	Totals	Reinsurance Recoverable/ (Payable) on Losses and/or Reserve Credit Taken/(Liability)
25232	22-3398993	21st Century Advantage Insurance Company										6,953,162
44245	13-3551577	21st Century Assurance Insurance Company										14,918,218
36404	95-4136306	21st Century Casualty Company										3,792,634
34789	23-2044095	21st Century Centennial Insurance Company										183,111,549
43974	13-1967524	21st Century Indemnity Insurance Company										9,270,299
12963	95-2565072	21st Century Insurance Company										443,623,908
36587	13-3801089	21st Century National Insurance Company	(17,700,000)								(17,700,000)	
32220	13-3333609	21st Century North America Insurance Company										26,878,589
23795	02-0226203	21st Century Pacific Insurance Company										1,146,907
10710	13-3922232	21st Century Pinnacle Insurance Company										8,547,724
22225	95-2743473	21st Century Preferred Insurance Company										1,330,784
20796	22-1721971	21st Century Premier Insurance Company										3,243,958
23833	02-0227294	21st Century Security Insurance Company	(172,700,000)								(172,700,000)	
10805	13-3953213	American Pacific Insurance Company, Inc.										434,431
11034	34-1893500	Bristol West Casualty Insurance Company										15,971,254
	13-3994449	Bristol West Holdings, Inc.	21,359,783	(25,000,000)							(3,640,217)	
19658	38-1865162	Bristol West Insurance Company										202,397,495
	65-0880876	Bristol West Insurance Services of California, Inc.	(1,500,000)								(1,500,000)	
	65-0616769	Bristol West Insurance Services, Inc. of Florida	(2,700,000)								(2,700,000)	
12774	86-1174452	Bristol West Preferred Insurance Company										29,210,550
10315	95-4528269	Civic Property & Casualty Company							*			(135,128,486)
	76-0543593	Coast National General Agency	(12,500,000)								(12,500,000)	
25089	33-0246701	Coast National Insurance Company										288,191,040
10318	95-4528266	Exact Property & Casualty Company							*			(142,698,833)
21598	95-2626387	Farmers Insurance Company of Arizona							*			498,658,360
21601	95-2626385	Farmers Insurance Company of Idaho							*			(44,376,604)
21636	95-2655893	Farmers Insurance Company of Oregon					(202,414,147)		*		(202,414,147)	(798,034,993)
21644	95-2655894	Farmers Insurance Company of Washington							*			13,426,171
21628	48-0609012	Farmers Insurance Company, Inc.						(178,874,961)	*		(178,874,961)	606,952,504
21652	95-2575893	Farmers Insurance Exchange		(1,333,028,890)			(1,785,581,937)	(203,419,813)	*		(3,322,030,640)	(7,735,743,041)
28487	22-2640040	Farmers Insurance Hawaii, Inc.							*			19,531,994
36889	31-0956373	Farmers Insurance of Columbus Inc.							*			(56,129,215)
10806	36-4165395	Farmers New Century Insurance Company							*			(88,186,293)
43699	59-2326047	Farmers Specialty Insurance Company										89,645,078
24392	74-1067657	Farmers Texas County Mutual Insurance Company						(100,984,046)			(100,984,046)	1,215,947,624
	27-0342907	FCOA, LLC	(1,663,232)	3,000,000							1,336,768	
21660	95-6235715	Fire Insurance Exchange		(141,628,611)			(216,872,300)	(321,220,462)	*		(679,721,373)	(673,447,182)
29254	38-1721730	Foremost County Mutual Insurance Company										156,701,975

SCHEDULE Y

PART 2 - SUMMARY OF INSURER'S TRANSACTIONS WITH ANY AFFILIATES

1	2	3	4	5	6	7	8	9	10	11	12	13
NAIC Company Code	ID Number	Names of Insurers and Parent, Subsidiaries or Affiliates	Shareholder Dividends	Capital Contributions	Purchases, Sales or Exchanges of Loans, Securities, Real Estate, Mortgage Loans or Other Investments	Income/ (Disbursements) Incurred in Connection with Guarantees or Undertakings for the Benefit of any Affiliate(s)	Management Agreements and Service Contracts	Income/ (Disbursements) Incurred Under Reinsurance Agreements	*	Any Other Material Activity Not in the Ordinary Course of the Insurer's Business	Totals	Reinsurance Recoverable/ (Payable) on Losses and/or Reserve Credit Taken/(Liability)
11185	38-1407533	Foremost Insurance Company Grand Rapids, Michigan	1,663,232	(3,000,000)				155,029,172			153,692,404	2,105,542,205
41688	75-1779175	Foremost Lloyds of Texas										146,035,950
11800	35-1604635	Foremost Property & Casualty Insurance Company										153,226,609
41513	38-2430150	Foremost Signature Insurance Company										141,941,238
21679	36-2661515	Illinois Farmers Insurance Company							*			388,563,441
	65-0881673	Insurance Data Systems, G.P.	(4,659,783)								(4,659,783)	
21687	95-6016640	Mid Century Insurance Company	190,400,000	1,416,286,112			(462,660,907)	649,470,110	*		1,793,495,315	1,638,721,246
28673	74-2448744	Mid Century Insurance Company of Texas										610,306
10317	95-4528264	Neighborhood Spirit Property & Casualty Company							*			(125,985,056)
33120	65-0109120	Security National Insurance Company		25,000,000					*		25,000,000	249,223,709
21695	94-1663548	Texas Farmers Insurance Company							*			571,097,034
21709	95-2575892	Truck Insurance Exchange		(141,628,611)			(224,101,377)		*		(365,729,988)	988,831,975
		The following Zurich Insurance Group entities within NAIC Group Code 0212 have transactions with Farmers Insurance Group entities within NAIC Group Code 0069										
40142	36-3141762	American Zurich Insurance Company										2,705,109
	95-0725935	Farmers Group, Inc.	190,000,000	(150,000,000)			2,433,018,043				2,473,018,043	
63177	91-0335750	Farmers New World Life Insurance Company	(190,000,000)								(190,000,000)	
10873	95-4650862	Farmers Reinsurance Company		150,000,000							150,000,000	(173,208,332)
	95-2670247	Fire Underwriters Association					246,366,933				246,366,933	
	95-2670330	Truck Underwriters Association					212,245,691				212,245,691	
90557	36-3050975	Zurich America Life Insurance Company										(1,093,841,320)
16535	36-4233459	Zurich American Insurance Company		200,000,000							200,000,000	145,482,498
	AA-1460190	Zurich Insurance Company, Ltd.										694,911,827
9999999	Control Totals								XXX			

ANNUAL STATEMENT FOR THE YEAR 2018 OF THE Bristol West Insurance Company







SUPPLEMENTAL EXHIBITS AND SCHEDULES INTERROGATORIES

The following supplemental reports are required to be filed as part of your statement filing unless specifically waived by the domiciliary state. However, in the event that your domiciliary state waives the filing requirement, your response of **WAIVED** to the specific interrogatory will be accepted in lieu of filing a “NONE” report and a bar code will be printed below. If the supplement is required of your company but is not being filed for whatever reason enter **SEE EXPLANATION** and provide an explanation following the interrogatory questions.

		Responses
MARCH FILING		
1.	Will an actuarial opinion be filed by March 1?	YES
2.	Will the Supplemental Compensation Exhibit be filed with the state of domicile by March 1?	YES
3.	Will the confidential Risk-based Capital Report be filed with the NAIC by March 1?.....	YES
4.	Will the confidential Risk-based Capital Report be filed with the state of domicile, if required by March 1?	YES
APRIL FILING		
5.	Will the Insurance Expense Exhibit be filed with the state of domicile and the NAIC by April 1?	YES
6.	Will Management's Discussion and Analysis be filed by April 1?	YES
7.	Will the Supplemental Investment Risk Interrogatories be filed by April 1?	YES
MAY FILING		
8.	Will this company be included in a combined annual statement which is filed with the NAIC by May 1?	YES
JUNE FILING		
9.	Will an audited financial report be filed by June 1?	YES
10.	Will Accountant's Letter of Qualifications be filed with the state of domicile and electronically with the NAIC by June 1?	YES
AUGUST FILING		
11.	Will the regulator-only (non-public) Communication of Internal Control Related Matters Noted in Audit be filed with the state of domicile and electronically with the NAIC (as a regulator-only non-public document) by August 1?	YES
















The following supplemental reports are required to be filed as part of your annual statement filing **if your company is engaged in the type of business covered by the supplement. However, in the event that your company does not transact the type of business for which the special report must be filed, your response of NO to the specific interrogatory will be accepted in lieu of filing a “NONE” report and a bar code will be printed below.** If the supplement is required of your company but is not being filed for whatever reason enter **SEE EXPLANATION** and provide an explanation following the interrogatory questions.

MARCH FILING		
12.	Will Schedule SIS (Stockholder Information Supplement) be filed with the state of domicile by March 1?	NO
13.	Will the Financial Guaranty Insurance Exhibit be filed by March 1?.....	NO
14.	Will the Medicare Supplement Insurance Experience Exhibit be filed with the state of domicile and the NAIC by March 1?.....	NO
15.	Will Supplement A to Schedule T (Medical Professional Liability Supplement) be filed by March 1?	NO
16.	Will the Trusteed Surplus Statement be filed with the state of domicile and the NAIC by March 1?	NO
17.	Will the Premiums Attributed to Protected Cells Exhibit be filed by March 1?	NO
18.	Will the Reinsurance Summary Supplemental Filing for General Interrogatory 9 be filed with the state of domicile and the NAIC by March 1?	NO
19.	Will the Medicare Part D Coverage Supplement be filed with the state of domicile and the NAIC by March 1?.....	NO
20.	Will the confidential Actuarial Opinion Summary be filed with the state of domicile, if required, by March 15 (or the date otherwise specified)?.....	YES
21.	Will the Reinsurance Attestation Supplement be filed with the state of domicile and the NAIC by March 1?	YES
22.	Will the Exceptions to the Reinsurance Attestation Supplement be filed with the state of domicile by March 1?	NO
23.	Will the Bail Bond Supplement be filed with the state of domicile and the NAIC by March 1?	NO
24.	Will the Director and Officer Insurance Coverage Supplement be filed with the state of domicile and the NAIC by March 1?	NO
25.	Will an approval from the reporting entity's state of domicile for relief related to the five-year rotation requirement for lead audit partner be filed electronically with the NAIC by March 1?	NO
26.	Will an approval from the reporting entity's state of domicile for relief related to the one-year cooling off period for independent CPA be filed electronically with the NAIC by March 1?	NO
27.	Will an approval from the reporting entity's state of domicile for relief related to the Requirements for Audit Committees be filed electronically with the NAIC by March 1?.....	NO
28.	Will the Supplemental Schedule for Reinsurance Counterparty Reporting Exception - Asbestos and Pollution Contracts be filed with the state of domicile and the NAIC by March 1?.....	NO
APRIL FILING		
29.	Will the Credit Insurance Experience Exhibit be filed with the state of domicile and the NAIC by April 1?	SEE EXPLANATION
30.	Will the Long-term Care Experience Reporting Forms be filed with the state of domicile and the NAIC by April 1?	NO
31.	Will the Accident and Health Policy Experience Exhibit be filed by April 1?	NO
32.	Will the Supplemental Health Care Exhibit (Parts 1, 2 and 3) be filed with the state of domicile and the NAIC by April 1?	NO
33.	Will the regulator only (non-public) Supplemental Health Care Exhibit's Expense Allocation Report be filed with the state of domicile and the NAIC by April 1?	NO
34.	Will the Cybersecurity and Identity Theft Insurance Coverage Supplement be filed with the state of domicile and the NAIC by April 1?	NO
35.	Will the Life, Health & Annuity Guaranty Association Model Act Assessment Base Reconciliation Exhibit be filed with the state of domicile and the NAIC by April 1?	NO
36.	Will the Adjustments to the Life, Health & Annuity Guaranty Association Model Act Assessment Base Reconciliation Exhibit (if required) be filed with the state of domicile and the NAIC by April 1?	NO
AUGUST FILING		
37.	Will Management's Report of Internal Control Over Financial Reporting be filed with the state of domicile by August 1?	YES
Explanations:		
12.		
13.		
14.		
15.		
16.		
17.		
18.		
19.		
22.		
23.		
24.		
25.		
26.		
27.		
28.		
29.	The Credit Insurance Experience Exhibit is not applicable to the Company, and will not be filed with the state of domicile (Ohio). However, the state of Virginia requires this NONE filing be submitted to the NAIC as part of the April 1 filing.	
30.		
31.		
32.		
33.		
34.		
35.		
36.		

Bar Codes:	
12.	SIS Stockholder Information Supplement [Document Identifier 420]
	
13.	Financial Guaranty Insurance Exhibit [Document Identifier 240]
	
14.	Medicare Supplement Insurance Experience Exhibit [Document Identifier 360]
	
15.	Supplement A to Schedule T [Document Identifier 455]
	
16.	Trusteed Surplus Statement [Document Identifier 490]
	
17.	Premiums Attributed to Protected Cells Exhibit [Document Identifier 385]
	
18.	Reinsurance Summary Supplemental Filing [Document Identifier 401]
	

ANNUAL STATEMENT FOR THE YEAR 2018 OF THE Bristol West Insurance Company

SUPPLEMENTAL EXHIBITS AND SCHEDULES INTERROGATORIES

19.	Medicare Part D Coverage Supplement [Document Identifier 365]	 <div>196582018365000000</div>
22.	Exceptions to the Reinsurance Attestation Supplement [Document Identifier 400]	 <div>196582018400000000</div>
23.	Bail Bond Supplement [Document Identifier 500]	 <div>196582018500000000</div>
24.	Director and Officer Insurance Coverage Supplement [Document Identifier 505]	 <div>196582018505000000</div>
25.	Relief from the five-year rotation requirement for lead audit partner [Document Identifier 224]	 <div>196582018224000000</div>
26.	Relief from the one-year cooling off period for independent CPA [Document Identifier 225]	 <div>196582018225000000</div>
27.	Relief from the Requirements for Audit Committees [Document Identifier 226]	 <div>196582018226000000</div>
28.	Reinsurance Counterparty Reporting Exception – Asbestos and Pollution Contracts [Document Identifier 555]	 <div>196582018555000000</div>
30.	Long-Term Care Experience Reporting Forms [Document Identifier 306]	 <div>196582018306000000</div>
31.	Accident and Health Policy Experience Exhibit [Document Identifier 210]	 <div>196582018210000000</div>
32.	Supplemental Health Care Exhibit (Parts 1, 2 and 3) [Document Identifier 216]	 <div>196582018216000000</div>
33.	Supplemental Health Care Exhibit's Expense Allocation Report [Document Identifier 217]	 <div>196582018217000000</div>
34.	Cybersecurity and Identity Theft Insurance Coverage Supplement [Document Identifier 550]	 <div>196582018550000000</div>
35.	Life, Health & Annuity Guaranty Association Model Act Assessment Base Reconciliation Exhibit [Document Identifier 290]	 <div>196582018280000000</div>
36.	Adjustments to the Life, Health & Annuity Guaranty Association Model Act Assessment Base Reconciliation Exhibit [Document Identifier 300]	 <div>196582018300000000</div>

NONE

ALPHABETICAL INDEX

ANNUAL STATEMENT BLANK

Assets	2
Cash Flow	5
Exhibit of Capital Gains (Losses)	12
Exhibit of Net Investment Income	12
Exhibit of Nonadmitted Assets	13
Exhibit of Premiums and Losses (State Page)	19
Five-Year Historical Data	17
General Interrogatories	15
Jurat Page	1
Liabilities, Surplus and Other Funds	3
Notes To Financial Statements	14
Overflow Page For Write-ins	100
Schedule A - Part 1	E01
Schedule A - Part 2	E02
Schedule A - Part 3	E03
Schedule A - Verification Between Years	SI02
Schedule B - Part 1	E04
Schedule B - Part 2	E05
Schedule B - Part 3	E06
Schedule B - Verification Between Years	SI02
Schedule BA - Part 1	E07
Schedule BA - Part 2	E08
Schedule BA - Part 3	E09
Schedule BA - Verification Between Years	SI03
Schedule D - Part 1	E10
Schedule D - Part 1A - Section 1	SI05
Schedule D - Part 1A - Section 2	SI08
Schedule D - Part 2 - Section 1	E11
Schedule D - Part 2 - Section 2	E12
Schedule D - Part 3	E13
Schedule D - Part 4	E14
Schedule D - Part 5	E15
Schedule D - Part 6 - Section 1	E16
Schedule D - Part 6 - Section 2	E16
Schedule D - Summary By Country	SI04
Schedule D - Verification Between Years	SI03
Schedule DA - Part 1	E17
Schedule DA - Verification Between Years	SI10
Schedule DB - Part A - Section 1	E18
Schedule DB - Part A - Section 2	E19
Schedule DB - Part A - Verification Between Years	SI11
Schedule DB - Part B - Section 1	E20
Schedule DB - Part B - Section 2	E21
Schedule DB - Part B - Verification Between Years	SI11
Schedule DB - Part C - Section 1	SI12
Schedule DB - Part C - Section 2	SI13
Schedule DB - Part D - Section 1	E22
Schedule DB - Part D - Section 2	E23
Schedule DB - Verification	SI14
Schedule DL - Part 1	E24
Schedule DL - Part 2	E25
Schedule E - Part 1 - Cash	E26
Schedule E - Part 2 - Cash Equivalents	E27
Schedule E - Part 2 - Verification Between Years	SI15
Schedule E - Part 3 - Special Deposits	E28
Schedule F - Part 1	20
Schedule F - Part 2	21
Schedule F - Part 3	22
Schedule F - Part 4	27
Schedule F - Part 5	28
Schedule F - Part 6	29
Schedule H - Accident and Health Exhibit - Part 1	30
Schedule H - Part 2, Part 3 and 4	31
Schedule H - Part 5 - Health Claims	32

ANNUAL STATEMENT BLANK (Continued)

Schedule P - Part 1 - Summary	33
Schedule P - Part 1A - Homeowners/Farmowners	35
Schedule P - Part 1B - Private Passenger Auto Liability/Medical	36
Schedule P - Part 1C - Commercial Auto/Truck Liability/Medical	37
Schedule P - Part 1D - Workers' Compensation (Excluding Excess Workers' Compensation)	38
Schedule P - Part 1E - Commercial Multiple Peril	39
Schedule P - Part 1F - Section 1 - Medical Professional Liability - Occurrence	40
Schedule P - Part 1F - Section 2 - Medical Professional Liability - Claims-Made	41
Schedule P - Part 1G - Special Liability (Ocean, Marine, Aircraft (All Perils), Boiler and Machinery)	42
Schedule P - Part 1H - Section 1 - Other Liability-Occurrence	43
Schedule P - Part 1H - Section 2 - Other Liability - Claims-Made	44
Schedule P - Part 1I - Special Property (Fire, Allied Lines, Inland Marine, Earthquake, Burglary & Theft)	45
Schedule P - Part 1J - Auto Physical Damage	46
Schedule P - Part 1K - Fidelity/Surety	47
Schedule P - Part 1L - Other (Including Credit, Accident and Health)	48
Schedule P - Part 1M - International	49
Schedule P - Part 1N - Reinsurance - Nonproportional Assumed Property	50
Schedule P - Part 1O - Reinsurance - Nonproportional Assumed Liability	51
Schedule P - Part 1P - Reinsurance - Nonproportional Assumed Financial Lines	52
Schedule P - Part 1R - Section 1 - Products Liability - Occurrence	53
Schedule P - Part 1R - Section 2 - Products Liability - Claims-Made	54
Schedule P - Part 1S - Financial Guaranty/Mortgage Guaranty	55
Schedule P - Part 1T - Warranty	56
Schedule P - Part 2, Part 3 and Part 4 - Summary	34
Schedule P - Part 2A - Homeowners/Farmowners	57
Schedule P - Part 2B - Private Passenger Auto Liability/Medical	57
Schedule P - Part 2C - Commercial Auto/Truck Liability/Medical	57
Schedule P - Part 2D - Workers' Compensation (Excluding Excess Workers' Compensation)	57
Schedule P - Part 2E - Commercial Multiple Peril	57
Schedule P - Part 2F - Section 1 - Medical Professional Liability - Occurrence	58
Schedule P - Part 2F - Section 2 - Medical Professional Liability - Claims-Made	58
Schedule P - Part 2G - Special Liability (Ocean Marine, Aircraft (All Perils), Boiler and Machinery)	58
Schedule P - Part 2H - Section 1 - Other Liability - Occurrence	58
Schedule P - Part 2H - Section 2 - Other Liability - Claims-Made	58
Schedule P - Part 2I - Special Property (Fire, Allied Lines, Inland Marine, Earthquake, Burglary, and Theft)	59
Schedule P - Part 2J - Auto Physical Damage	59
Schedule P - Part 2K - Fidelity, Surety	59
Schedule P - Part 2L - Other (Including Credit, Accident and Health)	59
Schedule P - Part 2M - International	59
Schedule P - Part 2N - Reinsurance - Nonproportional Assumed Property	60
Schedule P - Part 2O - Reinsurance - Nonproportional Assumed Liability	60
Schedule P - Part 2P - Reinsurance - Nonproportional Assumed Financial Lines	60
Schedule P - Part 2R - Section 1 - Products Liability - Occurrence	61
Schedule P - Part 2R - Section 2 - Products Liability - Claims-Made	61
Schedule P - Part 2S - Financial Guaranty/Mortgage Guaranty	61
Schedule P - Part 2T - Warranty	61
Schedule P - Part 3A - Homeowners/Farmowners	62
Schedule P - Part 3B - Private Passenger Auto Liability/Medical	62
Schedule P - Part 3C - Commercial Auto/Truck Liability/Medical	62
Schedule P - Part 3D - Workers' Compensation (Excluding Excess Workers' Compensation)	62
Schedule P - Part 3E - Commercial Multiple Peril	62
Schedule P - Part 3F - Section 1 - Medical Professional Liability - Occurrence	63
Schedule P - Part 3F - Section 2 - Medical Professional Liability - Claims-Made	63
Schedule P - Part 3G - Special Liability (Ocean Marine, Aircraft (All Perils), Boiler and Machinery)	63
Schedule P - Part 3H - Section 1 - Other Liability - Occurrence	63
Schedule P - Part 3H - Section 2 - Other Liability - Claims-Made	63
Schedule P - Part 3I - Special Property (Fire, Allied Lines, Inland Marine, Earthquake, Burglary, and Theft)	64
Schedule P - Part 3J - Auto Physical Damage	64
Schedule P - Part 3K - Fidelity/Surety	64
Schedule P - Part 3L - Other (Including Credit, Accident and Health)	64
Schedule P - Part 3M - International	64
Schedule P - Part 3N - Reinsurance - Nonproportional Assumed Property	65
Schedule P - Part 3O - Reinsurance - Nonproportional Assumed Liability	65
Schedule P - Part 3P - Reinsurance - Nonproportional Assumed Financial Lines	65
Schedule P - Part 3R - Section 1 - Products Liability - Occurrence	66
Schedule P - Part 3R - Section 2 - Products Liability - Claims-Made	66
Schedule P - Part 3S - Financial Guaranty/Mortgage Guaranty	66
Schedule P - Part 3T - Warranty	66

ANNUAL STATEMENT BLANK (Continued)

Schedule P - Part 4A - Homeowners/Farmowners	67
Schedule P - Part 4B - Private Passenger Auto Liability/Medical	67
Schedule P - Part 4C - Commercial Auto/Truck Liability/Medical	67
Schedule P - Part 4D - Workers' Compensation (Excluding Excess Workers' Compensation)	67
Schedule P - Part 4E - Commercial Multiple Peril	67
Schedule P - Part 4F - Section 1 - Medical Professional Liability - Occurrence	68
Schedule P - Part 4F - Section 2 - Medical Professional Liability - Claims-Made	68
Schedule P - Part 4G - Special Liability (Ocean Marine, Aircraft (All Perils), Boiler and Machinery)	68
Schedule P - Part 4H - Section 1 - Other Liability - Occurrence	68
Schedule P - Part 4H - Section 2 - Other Liability - Claims-Made	68
Schedule P - Part 4I - Special Property (Fire, Allied Lines, Inland Marine, Earthquake, Burglary and Theft)	69
Schedule P - Part 4J - Auto Physical Damage	69
Schedule P - Part 4K - Fidelity/Surety	69
Schedule P - Part 4L - Other (Including Credit, Accident and Health)	69
Schedule P - Part 4M - International	69
Schedule P - Part 4N - Reinsurance - Nonproportional Assumed Property	70
Schedule P - Part 4O - Reinsurance - Nonproportional Assumed Liability	70
Schedule P - Part 4P - Reinsurance - Nonproportional Assumed Financial Lines	70
Schedule P - Part 4R - Section 1 - Products Liability - Occurrence	71
Schedule P - Part 4R - Section 2 - Products Liability - Claims-Made	71
Schedule P - Part 4S - Financial Guaranty/Mortgage Guaranty	71
Schedule P - Part 4T - Warranty	71
Schedule P - Part 5A - Homeowners/Farmowners	72
Schedule P - Part 5B - Private Passenger Auto Liability/Medical	73
Schedule P - Part 5C - Commercial Auto/Truck Liability/Medical	74
Schedule P - Part 5D - Workers' Compensation (Excluding Excess Workers' Compensation)	75
Schedule P - Part 5E - Commercial Multiple Peril	76
Schedule P - Part 5F - Medical Professional Liability - Claims-Made	78
Schedule P - Part 5F - Medical Professional Liability - Occurrence	77
Schedule P - Part 5H - Other Liability - Claims-Made	80
Schedule P - Part 5H - Other Liability - Occurrence	79
Schedule P - Part 5R - Products Liability - Claims-Made	82
Schedule P - Part 5R - Products Liability - Occurrence	81
Schedule P - Part 5T - Warranty	83
Schedule P - Part 6C - Commercial Auto/Truck Liability/Medical	84
Schedule P - Part 6D - Workers' Compensation (Excluding Excess Workers' Compensation)	84
Schedule P - Part 6E - Commercial Multiple Peril	85
Schedule P - Part 6H - Other Liability - Claims-Made	86
Schedule P - Part 6H - Other Liability - Occurrence	85
Schedule P - Part 6M - International	86
Schedule P - Part 6N - Reinsurance - Nonproportional Assumed Property	87
Schedule P - Part 6O - Reinsurance - Nonproportional Assumed Liability	87
Schedule P - Part 6R - Products Liability - Claims-Made	88
Schedule P - Part 6R - Products Liability - Occurrence	88
Schedule P - Part 7A - Primary Loss Sensitive Contracts	89
Schedule P - Part 7B - Reinsurance Loss Sensitive Contracts	91
Schedule P Interrogatories	93
Schedule T - Exhibit of Premiums Written	94
Schedule T - Part 2 - Interstate Compact	95
Schedule Y - Information Concerning Activities of Insurer Members of a Holding Company Group	96
Schedule Y - Part 1A - Detail of Insurance Holding Company System	97
Schedule Y - Part 2 - Summary of Insurer's Transactions With Any Affiliates	98
Statement of Income	4
Summary Investment Schedule	SI01
Supplemental Exhibits and Schedules Interrogatories	99
Underwriting and Investment Exhibit Part 1	6
Underwriting and Investment Exhibit Part 1A	7
Underwriting and Investment Exhibit Part 1B	8
Underwriting and Investment Exhibit Part 2	9
Underwriting and Investment Exhibit Part 2A	10
Underwriting and Investment Exhibit Part 3	11