

PROPERTY AND CASUALTY COMPANIES - ASSOCIATION EDITION

ANNUAL STATEMENT

FOR THE YEAR ENDED DECEMBER 31, 2018

OF THE CONDITION AND AFFAIRS OF THE

Bristol West Casualty Insurance Company

NAIC Group Code 0069 0069 NAIC Company Code 11034 Employer's ID Number 34-1893500
(Current) (Prior)
Organized under the Laws of Ohio, State of Domicile or Port of Entry OH
Country of Domicile United States of America
Incorporated/Organized 04/19/1999 Commenced Business 05/18/2000
Statutory Home Office Rockside Center III 5990 West Creek Road Independence, OH, US 44131
(Street and Number) (City or Town, State, Country and Zip Code)
Main Administrative Office 900 S. Pine Island Rd. Suite 600
(Street and Number)
Plantation, FL, US 33324 888-888-0080
(City or Town, State, Country and Zip Code) (Area Code) (Telephone Number)
Mail Address 900 S. Pine Island Rd. Suite 600 Plantation, FL, US 33324
(Street and Number or P.O. Box) (City or Town, State, Country and Zip Code)
Primary Location of Books and Records 900 S. Pine Island Rd. Suite 600
(Street and Number)
Plantation, FL, US 33324 888-888-0080
(City or Town, State, Country and Zip Code) (Area Code) (Telephone Number)
Internet Website Address www.bristolwest.com
Statutory Statement Contact Maria Eugenia Aguilera 888-888-0080
(Name) (Area Code) (Telephone Number)
mary.aguilera@bristolwest.com 954-316-5218
(E-mail Address) (FAX Number)

OFFICERS

President Eric Emil Kappler Treasurer Maria Eugenia Aguilera
Secretary Martin Robert Brown

OTHER

Maite Irakoze Baur Victoria Louise McCarthy Ronald Gregory Myhan
Todd Michael Williams

DIRECTORS OR TRUSTEES


Marla Beth Bleavins Thomas David Brown Eric Emil Kappler
Donald Eugene Rodriguez # Todd Michael Williams

State of Florida SS:
County of Broward

The officers of this reporting entity being duly sworn, each depose and say that they are the described officers of said reporting entity, and that on the reporting period stated above, all of the herein described assets were the absolute property of the said reporting entity, free and clear from any liens or claims thereon, except as herein stated, and that this statement, together with related exhibits, schedules and explanations therein contained, annexed or referred to, is a full and true statement of all the assets and liabilities and of the condition and affairs of the said reporting entity as of the reporting period stated above, and of its income and deductions therefrom for the period ended, and have been completed in accordance with the NAIC Annual Statement Instructions and Accounting Practices and Procedures manual except to the extent that: (1) state law may differ; or, (2) that state rules or regulations require differences in reporting not related to accounting practices and procedures, according to the best of their information, knowledge and belief, respectively. Furthermore, the scope of this attestation by the described officers also includes the related corresponding electronic filing with the NAIC, when required, that is an exact copy (except for formatting differences due to electronic filing) of the enclosed statement. The electronic filing may be requested by various regulators in lieu of or in addition to the enclosed statement.

Eric E. Kappler Martin R. Brown Maria E. Aguilera
Eric E. Kappler Martin R. Brown Maria E. Aguilera
President Secretary Treasurer

Subscribed and sworn to before me this
27th day of February, 2019
Nancy Becker
Nancy Becker
Notary Public
10/22/2021



- a. Is this an original filing? Yes [X] No []
b. If no,
1. State the amendment number.....
2. Date filed
3. Number of pages attached.....



ANNUAL STATEMENT FOR THE YEAR 2018 OF THE Bristol West Casualty Insurance Company

EXHIBIT OF PREMIUMS AND LOSSES (Statutory Page 14)

NAIC Group Code 0069 BUSINESS IN THE STATE OF Minnesota DURING THE YEAR 2018 NAIC Company Code 11034

Line of Business	Gross Premiums, Including Policy and Membership Fees, Less Return Premiums and Premiums on Policies not Taken		3 Dividends Paid or Credited to Policyholders on Direct Business	4 Direct Unearned Premium Reserves	5 Direct Losses Paid (deducting salvage)	6 Direct Losses Incurred	7 Direct Losses Unpaid	8 Direct Defense and Cost Containment Expense Paid	9 Direct Defense and Cost Containment Expense Incurred	10 Direct Defense and Cost Containment Expense Unpaid	11 Commissions and Brokerage Expenses	12 Taxes, Licenses and Fees
	1 Direct Premiums Written	2 Direct Premiums Earned										
1. Fire												
2.1 Allied lines												
2.2 Multiple peril crop												
2.3 Federal flood												
2.4 Private crop												
2.5 Private flood												
3. Farmowners multiple peril												
4. Homeowners multiple peril												
5.1 Commercial multiple peril (non-liability portion)												
5.2 Commercial multiple peril (liability portion)												
6. Mortgage guaranty												
8. Ocean marine												
9. Inland marine												
10. Financial guaranty												
11. Medical professional liability												
12. Earthquake												
13. Group accident and health (b)												
14. Credit accident and health (group and individual)												
15.1 Collectively renewable accident and health (b)												
15.2 Non-cancelable accident and health(b)												
15.3 Guaranteed renewable accident and health(b)												
15.4 Non-renewable for stated reasons only (b)												
15.5 Other accident only												
15.6 Medicare Title XVIII exempt from state taxes or fees												
15.7 All other accident and health (b)												
15.8 Federal employees health benefits plan premium (b)												
16. Workers' compensation												
17.1 Other Liability - occurrence												
17.2 Other Liability - claims made												
17.3 Excess workers' compensation												
18. Products liability												
19.1 Private passenger auto no-fault (personal injury protection)	1,860,226	2,006,993		453,885	861,888	595,871	328,415	66,315	21,558	82,928	143,430	48,698
19.2 Other private passenger auto liability	3,748,528	3,990,639		926,241	1,901,986	1,038,788	2,005,901	149,962	123,374	98,712	285,282	98,174
19.3 Commercial auto no-fault (personal injury protection)												
19.4 Other commercial auto liability												
21.1 Private passenger auto physical damage	1,832,924	1,948,071		457,687	1,057,911	1,071,163	101,009	1,697	1,802	449	127,209	48,633
21.2 Commercial auto physical damage												
22. Aircraft (all perils)												
23. Fidelity												
24. Surety												
26. Burglary and theft												
27. Boiler and machinery												
28. Credit												
30. Warranty												
34. Aggregate write-ins for other lines of business												
35. TOTALS (a)	7,441,678	7,945,703		1,837,813	3,821,785	2,705,822	2,435,325	217,974	146,734	182,089	555,921	195,505
DETAILS OF WRITE-INS												
3401.												
3402.												
3403.												
3498. Summary of remaining write-ins for Line 34 from overflow page												
3499. Totals (Lines 3401 thru 3403 plus 3498)(Line 34 above)												

(a) Finance and service charges not included in Lines 1 to 35 \$315,536
(b) For health business on indicated lines report: Number of persons insured under PPO managed care products and number of persons insured under indemnity only products



ANNUAL STATEMENT FOR THE YEAR 2018 OF THE Bristol West Casualty Insurance Company

EXHIBIT OF PREMIUMS AND LOSSES (Statutory Page 14)

NAIC Group Code 0069 BUSINESS IN THE STATE OF Ohio DURING THE YEAR 2018 NAIC Company Code 11034

Line of Business	Gross Premiums, Including Policy and Membership Fees, Less Return Premiums and Premiums on Policies not Taken		3 Dividends Paid or Credited to Policyholders on Direct Business	4 Direct Unearned Premium Reserves	5 Direct Losses Paid (deducting salvage)	6 Direct Losses Incurred	7 Direct Losses Unpaid	8 Direct Defense and Cost Containment Expense Paid	9 Direct Defense and Cost Containment Expense Incurred	10 Direct Defense and Cost Containment Expense Unpaid	11 Commissions and Brokerage Expenses	12 Taxes, Licenses and Fees
	1 Direct Premiums Written	2 Direct Premiums Earned										
1. Fire												
2.1 Allied lines												
2.2 Multiple peril crop												
2.3 Federal flood												
2.4 Private crop												
2.5 Private flood												
3. Farmowners multiple peril												
4. Homeowners multiple peril												
5.1 Commercial multiple peril (non-liability portion)												
5.2 Commercial multiple peril (liability portion)												
6. Mortgage guaranty												
8. Ocean marine												
9. Inland marine												
10. Financial guaranty												
11. Medical professional liability												
12. Earthquake												
13. Group accident and health (b)												
14. Credit accident and health (group and individual)												
15.1 Collectively renewable accident and health (b)												
15.2 Non-cancelable accident and health(b)												
15.3 Guaranteed renewable accident and health(b)												
15.4 Non-renewable for stated reasons only (b)												
15.5 Other accident only												
15.6 Medicare Title XVIII exempt from state taxes or fees												
15.7 All other accident and health (b)												
15.8 Federal employees health benefits plan premium (b)												
16. Workers' compensation												
17.1 Other Liability - occurrence												
17.2 Other Liability - claims made												
17.3 Excess workers' compensation												
18. Products liability												
19.1 Private passenger auto no-fault (personal injury protection)												
19.2 Other private passenger auto liability	6,395,175	6,224,559		1,751,128	3,174,078	2,891,066	2,264,045	85,240	99,457	286,979	640,194	177,378
19.3 Commercial auto no-fault (personal injury protection)												
19.4 Other commercial auto liability												
21.1 Private passenger auto physical damage	2,531,476	2,528,022		691,249	1,409,122	1,441,423	121,137	6,792	8,418	2,851	262,126	70,053
21.2 Commercial auto physical damage												
22. Aircraft (all perils)												
23. Fidelity												
24. Surety												
26. Burglary and theft												
27. Boiler and machinery												
28. Credit												
30. Warranty												
34. Aggregate write-ins for other lines of business												
35. TOTALS (a)	8,926,651	8,752,581		2,442,377	4,583,200	4,332,489	2,385,182	92,032	107,875	289,830	902,320	247,431
DETAILS OF WRITE-INS												
3401.												
3402.												
3403.												
3498. Summary of remaining write-ins for Line 34 from overflow page												
3499. Totals (Lines 3401 thru 3403 plus 3498)(Line 34 above)												

(a) Finance and service charges not included in Lines 1 to 35 \$557,139
(b) For health business on indicated lines report: Number of persons insured under PPO managed care products and number of persons insured under indemnity only products



ANNUAL STATEMENT FOR THE YEAR 2018 OF THE Bristol West Casualty Insurance Company

EXHIBIT OF PREMIUMS AND LOSSES (Statutory Page 14)

NAIC Group Code 0069 BUSINESS IN THE STATE OF Virginia DURING THE YEAR 2018 NAIC Company Code 11034

Line of Business	Gross Premiums, Including Policy and Membership Fees, Less Return Premiums and Premiums on Policies not Taken		3 Dividends Paid or Credited to Policyholders on Direct Business	4 Direct Unearned Premium Reserves	5 Direct Losses Paid (deducting salvage)	6 Direct Losses Incurred	7 Direct Losses Unpaid	8 Direct Defense and Cost Containment Expense Paid	9 Direct Defense and Cost Containment Expense Incurred	10 Direct Defense and Cost Containment Expense Unpaid	11 Commissions and Brokerage Expenses	12 Taxes, Licenses and Fees
	1 Direct Premiums Written	2 Direct Premiums Earned										
1. Fire												
2.1 Allied lines												
2.2 Multiple peril crop												
2.3 Federal flood												
2.4 Private crop												
2.5 Private flood												
3. Farmowners multiple peril												
4. Homeowners multiple peril												
5.1 Commercial multiple peril (non-liability portion)												
5.2 Commercial multiple peril (liability portion)												
6. Mortgage guaranty												
8. Ocean marine												
9. Inland marine												
10. Financial guaranty												
11. Medical professional liability												
12. Earthquake												
13. Group accident and health (b)												
14. Credit accident and health (group and individual)												
15.1 Collectively renewable accident and health (b)												
15.2 Non-cancelable accident and health(b)												
15.3 Guaranteed renewable accident and health(b)												
15.4 Non-renewable for stated reasons only (b)												
15.5 Other accident only												
15.6 Medicare Title XVIII exempt from state taxes or fees												
15.7 All other accident and health (b)												
15.8 Federal employees health benefits plan premium (b)												
16. Workers' compensation												
17.1 Other Liability - occurrence												
17.2 Other Liability - claims made												
17.3 Excess workers' compensation												
18. Products liability												
19.1 Private passenger auto no-fault (personal injury protection)	2,646	2,845		620							99	69
19.2 Other private passenger auto liability	2,912,045	3,165,497		669,031	1,705,886	2,234,785	1,539,233	55,448	86,887	131,847	137,956	76,527
19.3 Commercial auto no-fault (personal injury protection)												
19.4 Other commercial auto liability												
21.1 Private passenger auto physical damage	1,593,425	1,699,498		367,544	891,346	915,120	49,454	(11)	(93)	28	74,913	41,596
21.2 Commercial auto physical damage												
22. Aircraft (all perils)												
23. Fidelity												
24. Surety												
26. Burglary and theft												
27. Boiler and machinery												
28. Credit												
30. Warranty												
34. Aggregate write-ins for other lines of business												
35. TOTALS (a)	4,508,116	4,867,840		1,037,195	2,597,232	3,149,905	1,588,687	55,437	86,794	131,875	212,968	118,192
DETAILS OF WRITE-INS												
3401.												
3402.												
3403.												
3498. Summary of remaining write-ins for Line 34 from overflow page												
3499. Totals (Lines 3401 thru 3403 plus 3498)(Line 34 above)												

(a) Finance and service charges not included in Lines 1 to 35 \$177,947
(b) For health business on indicated lines report: Number of persons insured under PPO managed care products and number of persons insured under indemnity only products



ANNUAL STATEMENT FOR THE YEAR 2018 OF THE Bristol West Casualty Insurance Company

EXHIBIT OF PREMIUMS AND LOSSES (Statutory Page 14)

NAIC Group Code 0069 BUSINESS IN THE STATE OF Wyoming DURING THE YEAR 2018 NAIC Company Code 11034

Line of Business	Gross Premiums, Including Policy and Membership Fees, Less Return Premiums and Premiums on Policies not Taken		3 Dividends Paid or Credited to Policyholders on Direct Business	4 Direct Unearned Premium Reserves	5 Direct Losses Paid (deducting salvage)	6 Direct Losses Incurred	7 Direct Losses Unpaid	8 Direct Defense and Cost Containment Expense Paid	9 Direct Defense and Cost Containment Expense Incurred	10 Direct Defense and Cost Containment Expense Unpaid	11 Commissions and Brokerage Expenses	12 Taxes, Licenses and Fees
	1 Direct Premiums Written	2 Direct Premiums Earned										
1. Fire												
2.1 Allied lines												
2.2 Multiple peril crop												
2.3 Federal flood												
2.4 Private crop												
2.5 Private flood												
3. Farmowners multiple peril												
4. Homeowners multiple peril												
5.1 Commercial multiple peril (non-liability portion)												
5.2 Commercial multiple peril (liability portion)												
6. Mortgage guaranty												
8. Ocean marine												
9. Inland marine												
10. Financial guaranty												
11. Medical professional liability												
12. Earthquake												
13. Group accident and health (b)												
14. Credit accident and health (group and individual)												
15.1 Collectively renewable accident and health (b)												
15.2 Non-cancelable accident and health(b)												
15.3 Guaranteed renewable accident and health(b)												
15.4 Non-renewable for stated reasons only (b)												
15.5 Other accident only												
15.6 Medicare Title XVIII exempt from state taxes or fees												
15.7 All other accident and health (b)												
15.8 Federal employees health benefits plan premium (b)												
16. Workers' compensation												
17.1 Other Liability - occurrence												
17.2 Other Liability - claims made												
17.3 Excess workers' compensation												
18. Products liability												
19.1 Private passenger auto no-fault (personal injury protection)												
19.2 Other private passenger auto liability	2,476,012	2,442,684		591,358	1,268,383	1,079,832	886,036	5,091	13,044	28,993	221,726	56,412
19.3 Commercial auto no-fault (personal injury protection)												
19.4 Other commercial auto liability												
21.1 Private passenger auto physical damage	1,494,701	1,433,735		389,619	1,006,053	1,019,988	67,182	707	485	597	138,245	33,635
21.2 Commercial auto physical damage												
22. Aircraft (all perils)												
23. Fidelity												
24. Surety												
26. Burglary and theft												
27. Boiler and machinery												
28. Credit												
30. Warranty												
34. Aggregate write-ins for other lines of business												
35. TOTALS (a)	3,970,713	3,876,419		980,977	2,274,436	2,099,820	953,218	5,798	13,529	29,590	359,971	90,047
DETAILS OF WRITE-INS												
3401.												
3402.												
3403.												
3498. Summary of remaining write-ins for Line 34 from overflow page												
3499. Totals (Lines 3401 thru 3403 plus 3498)(Line 34 above)												

(a) Finance and service charges not included in Lines 1 to 35 \$ 199,541
(b) For health business on indicated lines report: Number of persons insured under PPO managed care products and number of persons insured under indemnity only products .



ANNUAL STATEMENT FOR THE YEAR 2018 OF THE Bristol West Casualty Insurance Company

EXHIBIT OF PREMIUMS AND LOSSES (Statutory Page 14)

NAIC Group Code 0069 BUSINESS IN THE STATE OF Grand Total DURING THE YEAR 2018 NAIC Company Code 11034

Line of Business	Gross Premiums, Including Policy and Membership Fees, Less Return Premiums and Premiums on Policies not Taken		3 Dividends Paid or Credited to Policyholders on Direct Business	4 Direct Unearned Premium Reserves	5 Direct Losses Paid (deducting salvage)	6 Direct Losses Incurred	7 Direct Losses Unpaid	8 Direct Defense and Cost Containment Expense Paid	9 Direct Defense and Cost Containment Expense Incurred	10 Direct Defense and Cost Containment Expense Unpaid	11 Commissions and Brokerage Expenses	12 Taxes, Licenses and Fees
	1 Direct Premiums Written	2 Direct Premiums Earned										
1. Fire												
2.1 Allied lines												
2.2 Multiple peril crop												
2.3 Federal flood												
2.4 Private crop												
2.5 Private flood												
3. Farmowners multiple peril												
4. Homeowners multiple peril												
5.1 Commercial multiple peril (non-liability portion)												
5.2 Commercial multiple peril (liability portion)												
6. Mortgage guaranty												
8. Ocean marine												
9. Inland marine												
10. Financial guaranty												
11. Medical professional liability												
12. Earthquake												
13. Group accident and health (b)												
14. Credit accident and health (group and individual)												
15.1 Collectively renewable accident and health (b)												
15.2 Non-cancelable accident and health(b)												
15.3 Guaranteed renewable accident and health(b)												
15.4 Non-renewable for stated reasons only (b)												
15.5 Other accident only												
15.6 Medicare Title XVIII exempt from state taxes or fees												
15.7 All other accident and health (b)												
15.8 Federal employees health benefits plan premium (b)												
16. Workers' compensation												
17.1 Other Liability - occurrence												
17.2 Other Liability - claims made												
17.3 Excess workers' compensation												
18. Products liability												
19.1 Private passenger auto no-fault (personal injury protection)	1,862,872	2,009,838		454,505	861,888	595,871	328,415	66,315	21,558	82,928	143,529	48,767
19.2 Other private passenger auto liability	15,531,760	15,823,379		3,937,758	8,050,333	7,244,471	6,695,215	295,741	322,762	546,531	1,285,158	408,491
19.3 Commercial auto no-fault (personal injury protection)												
19.4 Other commercial auto liability												
21.1 Private passenger auto physical damage	7,452,526	7,609,326		1,906,099	4,364,432	4,447,694	338,782	9,185	10,612	3,925	602,493	193,917
21.2 Commercial auto physical damage												
22. Aircraft (all perils)												
23. Fidelity												
24. Surety												
26. Burglary and theft												
27. Boiler and machinery												
28. Credit												
30. Warranty												
34. Aggregate write-ins for other lines of business												
35. TOTALS (a)	24,847,158	25,442,543		6,298,362	13,276,653	12,288,036	7,362,412	371,241	354,932	633,384	2,031,180	651,175
DETAILS OF WRITE-INS												
3401.												
3402.												
3403.												
3498. Summary of remaining write-ins for Line 34 from overflow page												
3499. Totals (Lines 3401 thru 3403 plus 3498)(Line 34 above)												

(a) Finance and service charges not included in Lines 1 to 35 \$ 1,250,163
(b) For health business on indicated lines report: Number of persons insured under PPO managed care products and number of persons insured under indemnity only products

Schedule F - Part 1 - Assumed Reinsurance
N O N E

Schedule F - Part 2 - Premium Portfolio Reinsurance Effected or (Canceled)
N O N E

ANNUAL STATEMENT FOR THE YEAR 2018 OF THE Bristol West Casualty Insurance Company

SCHEDULE F - PART 3

Ceded Reinsurance as of December 31, Current Year (\$000 Omitted)

1 ID Number	2 NAIC Com- pany Code	3 Name of Reinsurer	4 Domiciliary Jurisdiction	5 Special Code	6 Reinsurance Premiums Ceded	Reinsurance Recoverable On									16 Amount in Dispute included in Column 15	Reinsurance Payable		19 Net Amount Recoverable From Reinsurers Cols. 15 - [17 + 18]	20 Funds Held by Company Under Reinsurance Treaties
						7 Paid Losses	8 Paid LAE	9 Known Case Loss Reserves	10 Known Case LAE Reserves	11 IBNR Loss Reserves	12 IBNR LAE Reserves	13 Unearned Premiums	14 Contingent Commis- sions	15 Columns 7 through 14 Totals		17 Ceded Balances Payable	18 Other Amounts Due to Reinsurers		
95-2575893	21652	Farmers Insurance Exchange	CA		24,847	1,091	140	4,443		2,919	1,080	6,298		15,971		8,373		7,598	
0399999. Total Authorized - Affiliates - U.S. Non-Pool - Other					24,847	1,091	140	4,443		2,919	1,080	6,298		15,971		8,373		7,598	
0499999. Total Authorized - Affiliates - U.S. Non-Pool					24,847	1,091	140	4,443		2,919	1,080	6,298		15,971		8,373		7,598	
0799999. Total Authorized - Affiliates - Other (Non-U.S.)																			
0899999. Total Authorized - Affiliates					24,847	1,091	140	4,443		2,919	1,080	6,298		15,971		8,373		7,598	
1499999. Total Authorized Excluding Protected Cells (Sum of 0899999, 0999999, 1099999, 1199999 and 1299999)					24,847	1,091	140	4,443		2,919	1,080	6,298		15,971		8,373		7,598	
1899999. Total Unauthorized - Affiliates - U.S. Non-Pool																			
2199999. Total Unauthorized - Affiliates - Other (Non-U.S.)																			
2299999. Total Unauthorized - Affiliates																			
2899999. Total Unauthorized Excluding Protected Cells (Sum of 2299999, 2399999, 2499999, 2599999 and 2699999)																			
3299999. Total Certified - Affiliates - U.S. Non-Pool																			
3599999. Total Certified - Affiliates - Other (Non-U.S.)																			
3699999. Total Certified - Affiliates																			
4299999. Total Certified Excluding Protected Cells (Sum of 3699999, 3799999, 3899999, 3999999 and 4099999)																			
4399999. Total Authorized, Unauthorized and Certified Excluding Protected Cells (Sum of 1499999, 2899999 and 4299999)					24,847	1,091	140	4,443		2,919	1,080	6,298		15,971		8,373		7,598	
4499999. Total Protected Cells (Sum of 1399999, 2799999 and 4199999)																			
9999999 Totals					24,847	1,091	140	4,443		2,919	1,080	6,298		15,971		8,373		7,598	

ANNUAL STATEMENT FOR THE YEAR 2018 OF THE Bristol West Casualty Insurance Company

SCHEDULE F - PART 3 (Continued)

Ceded Reinsurance as of December 31, Current Year (\$000 Omitted)
(Credit Risk)

ID Number From Col. 1	Name of Reinsurer From Col. 3	Collateral				25	26	27	Ceded Reinsurance Credit Risk								
		21	22	23	24				28	29	30	31	32	33	34	35	36
		Multiple Beneficiary Trusts	Letters of Credit	Issuing or Confirming Bank Reference Number	Single Beneficiary Trusts & Other Allowable Collateral	Total Funds Held, Payables & Collateral	Net Recoverable Net of Funds Held & Collateral	Applicable Sch. F Penalty (Col. 78)	Total Amount Recoverable from Reinsurers Less Penalty (Cols. 15-27)	Stressed Recoverable (Col. 28 * 120%)	Reinsurance Payable & Funds Held (Cols. 17+18+20; but not in excess of Col. 29)	Stressed Net Recoverable (Cols. 29-30)	Total Collateral (Cols. 21+22 + 24, not in Excess of Col. 31)	Stressed Net Recoverable Net of Collateral Offsets (Cols. 31-32)	Reinsurer Designation Equivalent	Credit Risk on Collateralized Recoverables (Col. 32 * Factor Applicable to Reinsurer Designation Equivalent in Col. 34)	Credit Risk on Un- collateralized Recoverables (Col. 33 * Factor Applicable to Reinsurer Designation Equivalent in Col. 34)
95-2575893	Farmers Insurance Exchange					8,373	7,598		XXX	XXX	XXX	XXX	XXX	XXX	XXX	XXX	XXX
0399999	Total Authorized - Affiliates - U.S. Non-Pool - Other			XXX		8,373	7,598		XXX	XXX	XXX	XXX	XXX	XXX	XXX	XXX	XXX
0499999	Total Authorized - Affiliates - U.S. Non-Pool			XXX		8,373	7,598		XXX	XXX	XXX	XXX	XXX	XXX	XXX	XXX	XXX
0799999	Total Authorized - Affiliates - Other (Non-U.S.)			XXX											XXX		
0899999	Total Authorized - Affiliates			XXX		8,373	7,598								XXX		
1499999	Total Authorized Excluding Protected Cells (Sum of 0899999, 0999999, 1099999, 1199999 and 1299999)			XXX		8,373	7,598								XXX		
1899999	Total Unauthorized - Affiliates - U.S. Non-Pool			XXX					XXX	XXX	XXX	XXX	XXX	XXX	XXX	XXX	XXX
2199999	Total Unauthorized - Affiliates - Other (Non-U.S.)			XXX											XXX		
2299999	Total Unauthorized - Affiliates			XXX											XXX		
2899999	Total Unauthorized Excluding Protected Cells (Sum of 2299999, 2399999, 2499999, 2599999 and 2699999)			XXX											XXX		
3299999	Total Certified - Affiliates - U.S. Non-Pool			XXX					XXX	XXX	XXX	XXX	XXX	XXX	XXX	XXX	XXX
3599999	Total Certified - Affiliates - Other (Non-U.S.)			XXX											XXX		
3699999	Total Certified - Affiliates			XXX											XXX		
4299999	Total Certified Excluding Protected Cells (Sum of 3699999, 3799999, 3899999, 3999999 and 4099999)			XXX											XXX		
4399999	Total Authorized, Unauthorized and Certified Excluding Protected Cells (Sum of 1499999, 2899999 and 4299999)			XXX		8,373	7,598								XXX		
4499999	Total Protected Cells (Sum of 1399999, 2799999 and 4199999)			XXX											XXX		
9999999	Totals			XXX		8,373	7,598								XXX		

ANNUAL STATEMENT FOR THE YEAR 2018 OF THE Bristol West Casualty Insurance Company

SCHEDULE F - PART 3 (Continued)

Ceded Reinsurance as of December 31, Current Year (\$000 Omitted)
(Aging of Ceded Reinsurance)

ID Number From Col. 1	Name of Reinsurer From Col. 3	Reinsurance Recoverable on Paid Losses and Paid Loss Adjustment Expenses							44	45	46	47	48	49	50	51	52	53
		37	Overdue					43										
			38	39	40	41	42											
		Current	1 - 29 Days	30 - 90 Days	91 - 120 Days	Over 120 Days	Total Overdue Cols. 38+39 +40+41	Total Due Cols. 37+42 (In total should equal Cols. 7+8)	Total Recoverable on Paid Losses & LAE Amounts in Dispute Included in Col. 43	Recoverable on Paid Losses & LAE Over 90 Days Past Due Amounts in Dispute Included in Cols. 40 & 41	Total Recoverable on Paid Losses & LAE Amounts Not in Dispute (Cols 43-44)	Recoverable on Paid Losses & LAE Over 90 Days Past Due Amounts Not in Dispute (Cols. 40 + 41 - 45)	Amounts Received Prior 90 Days	Percentage Overdue Col. 42/Col. 43	Percentage of Amounts More Than 90 Days Overdue Not in Dispute (Col. 47/[Cols. 46+48])	Percentage More Than 120 Days Overdue (Col. 41/ Col. 43)	Is the Amount in Col. 50 Less Than 20%? (Yes or No)	Amounts in Col. 47 for Reinsurers with Values Less Than 20% in Col. 50
95-2575893 ...	Farmers Insurance Exchange	1,231						1,231			1,231		3,741				YES	
0399999. Total Authorized - Affiliates - U.S. Non-Pool - Other		1,231						1,231			1,231		3,741				XXX	
0499999. Total Authorized - Affiliates - U.S. Non-Pool		1,231						1,231			1,231		3,741				XXX	
0799999. Total Authorized - Affiliates - Other (Non-U.S.)																	XXX	
0899999. Total Authorized - Affiliates		1,231						1,231			1,231		3,741				XXX	
1499999. Total Authorized Excluding Protected Cells (Sum of 0899999, 0999999, 1099999, 1199999 and 1299999)		1,231						1,231			1,231		3,741				XXX	
1899999. Total Unauthorized - Affiliates - U.S. Non-Pool																	XXX	
2199999. Total Unauthorized - Affiliates - Other (Non-U.S.)																	XXX	
2299999. Total Unauthorized - Affiliates																	XXX	
2899999. Total Unauthorized Excluding Protected Cells (Sum of 2299999, 2399999, 2499999, 2599999 and 2699999)																	XXX	
3299999. Total Certified - Affiliates - U.S. Non-Pool																	XXX	
3599999. Total Certified - Affiliates - Other (Non-U.S.)																	XXX	
3699999. Total Certified - Affiliates																	XXX	
4299999. Total Certified Excluding Protected Cells (Sum of 3699999, 3799999, 3899999, 3999999 and 4099999)																	XXX	
4399999. Total Authorized, Unauthorized and Certified Excluding Protected Cells (Sum of 1499999, 2899999 and 4299999)		1,231						1,231			1,231		3,741				XXX	
4499999. Total Protected Cells (Sum of 1399999, 2799999 and 4199999)																	XXX	
9999999 Totals		1,231						1,231			1,231		3,741				XXX	

ANNUAL STATEMENT FOR THE YEAR 2018 OF THE Bristol West Casualty Insurance Company

SCHEDULE F - PART 3 (Continued)

Ceded Reinsurance as of December 31, Current Year (\$000 Omitted)
(Provision for Reinsurance for Certified Reinsurers)

ID Number From Col. 1	Name of Reinsurer From Col. 3	Provision for Certified Reinsurance															
		54 Certified Reinsurer Rating (1 through 6)	55 Effective Date of Certified Reinsurer Rating	56 Percent Collateral Required for Full Credit (0% through 100%)	57 Catastrophe Recoverables Qualifying for Collateral Deferral	58 Net Recoverables Subject to Collateral Requirements for Full Credit (Col. 19 - Col. 57)	59 Dollar Amount of Collateral Required (Col. 56 * Col. 58)	60 Percent of Collateral Provided for Net Recoverables Subject to Collateral Requirements ([Col. 20 + Col. 21 + Col. 22 + Col. 24] / Col. 58)	61 Percent Credit Allowed on Net Recoverables Subject to Collateral Requirements (Col. 60 / Col. 56, not to exceed 100%)	62 20% of Recoverable on Paid Losses & LAE Over 90 Days Past Due Amounts in Dispute (Col. 45 * 20%)	63 Amount of Credit Allowed for Net Recoverables (Col. 57 + [Col. 58 * Col. 61])	64 Provision for Reinsurance with Certified Reinsurers Due to Collateral Deficiency (Col. 19 - Col. 63)	65 20% of Recoverable on Paid Losses & LAE Over 90 Days Past Due Amounts Not in Dispute (Col. 47 * 20%)	Complete if Col. 52 = "No"; Otherwise Enter 0			69 Provision for Overdue Reinsurance Ceded to Certified Reinsurers (Greater of [Col. 62 + Col. 65] or Col.68; not to Exceed Col. 63)
														66 Total Collateral Provided (Col. 20 + Col. 21 + Col. 22 + Col. 24, not to Exceed Col. 63)	67 Net Unsecured Recoverable for Which Credit is Allowed (Col. 63 - Col. 66)	68 20% of Amount in Col. 67	
95-2575893 ...	Farmers Insurance Exchange	XXX	XXX	XXX	XXX	XXX	XXX	XXX	XXX	XXX	XXX	XXX	XXX	XXX	XXX	XXX	XXX
0399999. Total Authorized - Affiliates - U.S. Non-Pool - Other				XXX	XXX	XXX	XXX	XXX	XXX	XXX	XXX	XXX	XXX	XXX	XXX	XXX	XXX
0499999. Total Authorized - Affiliates - U.S. Non-Pool				XXX	XXX	XXX	XXX	XXX	XXX	XXX	XXX	XXX	XXX	XXX	XXX	XXX	XXX
0799999. Total Authorized - Affiliates - Other (Non-U.S.)				XXX	XXX	XXX	XXX	XXX	XXX	XXX	XXX	XXX	XXX	XXX	XXX	XXX	XXX
0899999. Total Authorized - Affiliates				XXX	XXX	XXX	XXX	XXX	XXX	XXX	XXX	XXX	XXX	XXX	XXX	XXX	XXX
1499999. Total Authorized Excluding Protected Cells (Sum of 0899999, 0999999, 1099999, 1199999 and 1299999)				XXX	XXX	XXX	XXX	XXX	XXX	XXX	XXX	XXX	XXX	XXX	XXX	XXX	XXX
1899999. Total Unauthorized - Affiliates - U.S. Non-Pool				XXX	XXX	XXX	XXX	XXX	XXX	XXX	XXX	XXX	XXX	XXX	XXX	XXX	XXX
2199999. Total Unauthorized - Affiliates - Other (Non-U.S.)				XXX	XXX	XXX	XXX	XXX	XXX	XXX	XXX	XXX	XXX	XXX	XXX	XXX	XXX
2299999. Total Unauthorized - Affiliates				XXX	XXX	XXX	XXX	XXX	XXX	XXX	XXX	XXX	XXX	XXX	XXX	XXX	XXX
2899999. Total Unauthorized Excluding Protected Cells (Sum of 2299999, 2399999, 2499999, 2599999 and 2699999)				XXX	XXX	XXX	XXX	XXX	XXX	XXX	XXX	XXX	XXX	XXX	XXX	XXX	XXX
3299999. Total Certified - Affiliates - U.S. Non-Pool				XXX				XXX	XXX								
3599999. Total Certified - Affiliates - Other (Non-U.S.)				XXX				XXX	XXX								
3699999. Total Certified - Affiliates				XXX				XXX	XXX								
4299999. Total Certified Excluding Protected Cells (Sum of 3699999, 3799999, 3899999, 3999999 and 4099999)				XXX				XXX	XXX								
4399999. Total Authorized, Unauthorized and Certified Excluding Protected Cells (Sum of 1499999, 2899999 and 4299999)				XXX				XXX	XXX								
4499999. Total Protected Cells (Sum of 1399999, 2799999 and 4199999)				XXX				XXX	XXX								
9999999 Totals				XXX				XXX	XXX								

ANNUAL STATEMENT FOR THE YEAR 2018 OF THE Bristol West Casualty Insurance Company

SCHEDULE F - PART 3 (Continued)

Ceded Reinsurance as of December 31, Current Year (\$000 Omitted)

(Total Provision for Reinsurance)

ID Number From Col. 1	Name of Reinsurer From Col. 3	70 20% of Recoverable on Paid Losses & LAE Over 90 Days past Due Amounts Not in Dispute (Col. 47 * 20%)	Provision for Unauthorized Reinsurance		Provision for Overdue Authorized Reinsurance		Total Provision for Reinsurance			
			71 Provision for Reinsurance with Unauthorized Reinsurers Due to Collateral Deficiency (Col. 26)	72 Provision for Overdue Reinsurance from Unauthorized Reinsurers and Amounts in Dispute (Col. 70 + 20% of the Amount in Col. 16)	73 Complete if Col. 52 = "Yes"; Otherwise Enter 0 20% of Recoverable on Paid Losses & LAE Over 90 Days Past Due Amounts Not in Dispute + 20% of Amounts in Dispute ([Col. 47 * 20%] + [Col. 45 * 20%])	74 Complete if Col. 52 = "No"; Otherwise Enter 0 Greater of 20% of Net Recoverable Net of Funds Held & Collateral, or 20% of Recoverable on Paid Losses & LAE Over 90 Days Past Due (Greater of Col. 26 * 20% or Cols. [40 + 41] * 20%)	75 Provision for Amounts Ceded to Authorized Reinsurers (Cols. 73 + 74)	76 Provision for Amounts Ceded to Unauthorized Reinsurers (Cols. 71 + 72 Not in Excess of Col. 15)	77 Provision for Amounts Ceded to Certified Reinsurers (Cols. 64 + 69)	78 Total Provision for Reinsurance (Cols. 75 + 76 + 77)
95-2575893 ...	Farmers Insurance Exchange		XXX	XXX				XXX	XXX	
0399999. Total Authorized - Affiliates - U.S. Non-Pool - Other			XXX	XXX				XXX	XXX	
0499999. Total Authorized - Affiliates - U.S. Non-Pool			XXX	XXX				XXX	XXX	
0799999. Total Authorized - Affiliates - Other (Non-U.S.)			XXX	XXX				XXX	XXX	
0899999. Total Authorized - Affiliates			XXX	XXX				XXX	XXX	
1499999. Total Authorized Excluding Protected Cells (Sum of 0899999, 0999999, 1099999, 1199999 and 1299999)			XXX	XXX				XXX	XXX	
1899999. Total Unauthorized - Affiliates - U.S. Non-Pool					XXX	XXX	XXX		XXX	
2199999. Total Unauthorized - Affiliates - Other (Non-U.S.)					XXX	XXX	XXX		XXX	
2299999. Total Unauthorized - Affiliates					XXX	XXX	XXX		XXX	
2899999. Total Unauthorized Excluding Protected Cells (Sum of 2299999, 2399999, 2499999, 2599999 and 2699999)					XXX	XXX	XXX		XXX	
3299999. Total Certified - Affiliates - U.S. Non-Pool		XXX	XXX	XXX	XXX	XXX	XXX	XXX		
3599999. Total Certified - Affiliates - Other (Non-U.S.)		XXX	XXX	XXX	XXX	XXX	XXX	XXX		
3699999. Total Certified - Affiliates		XXX	XXX	XXX	XXX	XXX	XXX	XXX		
4299999. Total Certified Excluding Protected Cells (Sum of 3699999, 3799999, 3899999, 3999999 and 4099999)		XXX	XXX	XXX	XXX	XXX	XXX	XXX		
4399999. Total Authorized, Unauthorized and Certified Excluding Protected Cells (Sum of 1499999, 2899999 and 4299999)										
4499999. Total Protected Cells (Sum of 1399999, 2799999 and 4199999)										
9999999 Totals										

ANNUAL STATEMENT FOR THE YEAR 2018 OF THE Bristol West Casualty Insurance Company

SCHEDULE F - PART 4

Issuing or Confirming Banks for Letters of Credit from Schedule F, Part 3 (\$000 Omitted)

1 Issuing or Confirming Bank Reference Number Used in Col. 23 of Sch F Part 3	2 Letters of Credit Code	3 American Bankers Association (ABA) Routing Number	4 Issuing or Confirming Bank Name	5 Letters of Credit Amount
			NONE	
Total				

ANNUAL STATEMENT FOR THE YEAR 2018 OF THE Bristol West Casualty Insurance Company

SCHEDULE F - PART 5

Interrogatories for Schedule F, Part 3 (000 Omitted)

A. Report the five largest provisional commission rates included in the cedant's reinsurance treaties. The commission rate to be reported is by contract with ceded premium in excess of \$50,000:

	1	2	3
	Name of Reinsurer	Commission Rate	Ceded Premium
1.			
2.			
3.			
4.			
5.			

B. Report the five largest reinsurance recoverables reported in Schedule F, Part 3, Column 15, due from any one reinsurer (based on the total recoverables, Schedule F, Part 3,Line 9999999, Column 15), the amount of ceded premium, and indicate whether the recoverables are due from an affiliated insurer.

	1	2	3	4
	Name of Reinsurer	Total Recoverables	Ceded Premiums	Affiliated
6.	Farmers Insurance Exchange	15,971	24,847	Yes [X] No []
7.				Yes [] No []
8.				Yes [] No []
9.				Yes [] No []
10.				Yes [] No []

NOTE: Disclosure of the five largest provisional commission rates should exclude mandatory pools and joint underwriting associations.

SCHEDULE F - PART 6

Restatement of Balance Sheet to Identify Net Credit for Reinsurance

	1 As Reported (Net of Ceded)	2 Restatement Adjustments	3 Restated (Gross of Ceded)
ASSETS (Page 2, Col. 3)			
1. Cash and invested assets (Line 12)	11,742,973		11,742,973
2. Premiums and considerations (Line 15)	4,607,179		4,607,179
3. Reinsurance recoverable on loss and loss adjustment expense payments (Line 16.1)	1,230,869	(1,230,869)	
4. Funds held by or deposited with reinsured companies (Line 16.2)			
5. Other assets	382,225		382,225
6. Net amount recoverable from reinsurers		7,598,351	7,598,351
7. Protected cell assets (Line 27)			
8. Totals (Line 28)	17,963,246	6,367,482	24,330,728
LIABILITIES (Page 3)			
9. Losses and loss adjustment expenses (Lines 1 through 3)	(2)	8,442,023	8,442,021
10. Taxes, expenses, and other obligations (Lines 4 through 8)	276,209		276,209
11. Unearned premiums (Line 9)		6,298,362	6,298,362
12. Advance premiums (Line 10)	94,138		94,138
13. Dividends declared and unpaid (Line 11.1 and 11.2)			
14. Ceded reinsurance premiums payable (net of ceding commissions (Line 12)	8,372,903	(8,372,903)	
15. Funds held by company under reinsurance treaties (Line 13)			
16. Amounts withheld or retained by company for account of others (Line 14)	1,756		1,756
17. Provision for reinsurance (Line 16)			
18. Other liabilities	166,050		166,050
19. Total liabilities excluding protected cell business (Line 26)	8,911,054	6,367,482	15,278,536
20. Protected cell liabilities (Line 27)			
21. Surplus as regards policyholders (Line 37)	9,052,192	XXX	9,052,192
22. Totals (Line 38)	17,963,246	6,367,482	24,330,728

NOTE: Is the restatement of this exhibit the result of grossing up balances ceded to affiliates under 100 percent reinsurance or pooling arrangements?

Yes [X] No []

If yes, give full explanation: Bristol West Casualty Insurance Company cedes 100% of its business, after other reinsurance, to Farmers Insurance Exchange, an affiliate domiciled in California.

Schedule H - Part 1 - Analysis of Underwriting Operations

N O N E

Schedule H - Part 2 - Reserves and Liabilities

N O N E

Schedule H - Part 3 - Test of Prior Year's Claim Reserves and Liabilities

N O N E

Schedule H - Part 4 - Reinsurance

N O N E

Schedule H - Part 5 - Health Claims

N O N E

ANNUAL STATEMENT FOR THE YEAR 2018 OF THE Bristol West Casualty Insurance Company

SCHEDULE P - PART 1A - HOMEOWNERS/FARMOWNERS

(\$000 OMITTED)

Years in Which Premiums Were Earned and Losses Were Incurred	Premiums Earned			Loss and Loss Expense Payments								12
	1	2	3	Loss Payments		Defense and Cost Containment Payments		Adjusting and Other Payments		10	11	Number of Claims Reported Direct and Assumed
				4	5	6	7	8	9			
				Direct and Assumed	Ceded	Net (1 - 2)	Direct and Assumed	Ceded	Direct and Assumed			
1. Prior.....	XXX	XXX	XXX									XXX
2. 2009.....												
3. 2010.....												
4. 2011.....												
5. 2012.....												
6. 2013.....												
7. 2014.....												
8. 2015.....												
9. 2016.....												
10. 2017.....												
11. 2018.....												
12. Totals	XXX	XXX	XXX									XXX

	Losses Unpaid				Defense and Cost Containment Unpaid				Adjusting and Other Unpaid		23	24	25
	Case Basis		Bulk + IBNR		Case Basis		Bulk + IBNR		Adjusting and Other Unpaid		Salvage and Subrogation Anticipated	Total Net Losses and Expenses Unpaid	Number of Claims Outstanding Direct and Assumed
	13	14	15	16	17	18	19	20	21	22			
	Direct and Assumed	Ceded	Direct and Assumed	Ceded	Direct and Assumed	Ceded	Direct and Assumed	Ceded	Direct and Assumed	Ceded			
1. Prior.....													
2. 2009.....													
3. 2010.....													
4. 2011.....													
5. 2012.....													
6. 2013.....													
7. 2014.....													
8. 2015.....													
9. 2016.....													
10. 2017.....													
11. 2018.....													
12. Totals													

	Total Losses and Loss Expenses Incurred			Loss and Loss Expense Percentage (Incurred /Premiums Earned)			Nontabular Discount		34 Inter-Company Pooling Participation Percentage	Net Balance Sheet Reserves After Discount	
	26	27	28	29	30	31	32	33		35	36
	Direct and Assumed	Ceded	Net	Direct and Assumed	Ceded	Net	Loss	Loss Expense		Losses Unpaid	Loss Expenses Unpaid
1. Prior.....	XXX	XXX	XXX	XXX	XXX	XXX			XXX		
2. 2009.....											
3. 2010.....											
4. 2011.....											
5. 2012.....											
6. 2013.....											
7. 2014.....											
8. 2015.....											
9. 2016.....											
10. 2017.....											
11. 2018.....											
12. Totals	XXX	XXX	XXX	XXX	XXX	XXX			XXX		

ANNUAL STATEMENT FOR THE YEAR 2018 OF THE Bristol West Casualty Insurance Company

SCHEDULE P - PART 1B - PRIVATE PASSENGER AUTO LIABILITY/MEDICAL

(\$000 OMITTED)

Years in Which Premiums Were Earned and Losses Were Incurred	Premiums Earned			Loss and Loss Expense Payments								12
	1 Direct and Assumed	2 Ceded	3 Net (1 - 2)	Loss Payments		Defense and Cost Containment Payments		Adjusting and Other Payments		10 Salvage and Subrogation Received	11 Total Net Paid Cols (4 - 5 + 6 - 7 + 8 - 9)	Number of Claims Reported Direct and Assumed
				4 Direct and Assumed	5 Ceded	6 Direct and Assumed	7 Ceded	8 Direct and Assumed	9 Ceded			
1. Prior.....	XXX	XXX	XXX	5	5						1	XXX
2. 2009.....	20,088	18,080	2,008	16,140	14,526	771	694	1,897	1,744	16	1,843	5,241
3. 2010.....	27,410	27,410		21,000	21,000	1,349	1,349	3,155	3,155			7,668
4. 2011.....	23,429	23,429		16,352	16,352	829	829	2,847	2,847			6,468
5. 2012.....	19,798	19,798		12,777	12,777	770	770	2,397	2,397			5,137
6. 2013.....	16,363	16,363		8,899	8,899	307	307	1,329	1,329			3,721
7. 2014.....	16,610	16,610		10,285	10,285	527	527	1,289	1,289			3,453
8. 2015.....	19,919	19,919		10,631	10,631	407	407	1,416	1,416			3,837
9. 2016.....	17,056	17,056		8,825	8,825	312	312	1,130	1,130			2,985
10. 2017.....	15,485	15,485		6,428	6,428	169	169	1,019	1,019			2,350
11. 2018.....	17,833	17,833		4,603	4,603	46	46	766	766			2,458
12. Totals	XXX	XXX	XXX	115,947	114,333	5,486	5,409	17,246	17,093	16	1,844	xxx

	Losses Unpaid				Defense and Cost Containment Unpaid				Adjusting and Other Unpaid		23	24	25
	Case Basis		Bulk + IBNR		Case Basis		Bulk + IBNR						
	13	14	15	16	17	18	19	20	21	22			
	Direct and Assumed	Ceded	Direct and Assumed	Ceded	Direct and Assumed	Ceded	Direct and Assumed	Ceded	Direct and Assumed	Ceded			
1. Prior.....													
2. 2009.....													
3. 2010.....			2	2									
4. 2011.....			2	2			1	1	1	1			1
5. 2012.....			5	5			2	2	1	1			1
6. 2013.....	6	6	10	10			2	2	1	1			2
7. 2014.....	82	82	27	27			23	23	3	3			4
8. 2015.....	731	731	51	51			50	50	10	10			20
9. 2016.....	403	403	114	114			94	94	17	17			30
10. 2017.....	937	937	352	352			113	113	36	36			53
11. 2018.....	2,060	2,060	2,242	2,242			345	345	308	308			335
12. Totals	4,218	4,218	2,806	2,806			629	629	378	378			446

	Total Losses and Loss Expenses Incurred			Loss and Loss Expense Percentage (Incurred /Premiums Earned)			Nontabular Discount		34 Inter-Company Pooling Participation Percentage	Net Balance Sheet Reserves After Discount	
	26	27	28	29	30	31	32	33		35	36
	Direct and Assumed	Ceded	Net	Direct and Assumed	Ceded	Net	Loss	Loss Expense		Losses Unpaid	Loss Expenses Unpaid
1. Prior.....	XXX	XXX	XXX	XXX	XXX	XXX			XXX		
2. 2009.....	18,808	16,964	1,843	93.6	93.8	91.8					
3. 2010.....	25,507	25,507		93.1	93.1						
4. 2011.....	20,031	20,031		85.5	85.5						
5. 2012.....	15,951	15,951		80.6	80.6						
6. 2013.....	10,555	10,555		64.5	64.5						
7. 2014.....	12,236	12,236		73.7	73.7						
8. 2015.....	13,297	13,297		66.8	66.8						
9. 2016.....	10,896	10,896		63.9	63.9						
10. 2017.....	9,055	9,055		58.5	58.5						
11. 2018.....	10,369	10,369		58.1	58.1						
12. Totals	XXX	XXX	XXX	XXX	XXX	XXX			XXX		

Schedule P - Part 1C - Commercial Auto/Truck Liability/Medical
N O N E

Schedule P - Part 1D - Workers' Compensation (Excluding Excess Workers' Compensation)
N O N E

Schedule P - Part 1E - Commercial Multiple Peril
N O N E

Schedule P - Part 1F - Section 1 - Medical Professional Liability - Occurrence
N O N E

Schedule P - Part 1F - Section 2 - Medical Professional Liability - Claims-Made
N O N E

Schedule P - Part 1G - Special Liability (Ocean Marine, Aircraft (all perils), Boiler and Machinery)
N O N E

Schedule P - Part 1H - Section 1 - Other Liability - Occurrence
N O N E

Schedule P - Part 1H - Section 2 - Other Liability - Claims-Made
N O N E

Schedule P - Part 1I - Special Property (Fire, Allied Lines...)
N O N E

ANNUAL STATEMENT FOR THE YEAR 2018 OF THE Bristol West Casualty Insurance Company

SCHEDULE P - PART 1J - AUTO PHYSICAL DAMAGE

(\$000 OMITTED)

Years in Which Premiums Were Earned and Losses Were Incurred	Premiums Earned			Loss and Loss Expense Payments								12
	1 Direct and Assumed	2 Ceded	3 Net (1 - 2)	Loss Payments		Defense and Cost Containment Payments		Adjusting and Other Payments		10 Salvage and Subrogation Received	11 Total Net Paid Cols (4 - 5 + 6 - 7 + 8 - 9)	Number of Claims Reported Direct and Assumed
				4 Direct and Assumed	5 Ceded	6 Direct and Assumed	7 Ceded	8 Direct and Assumed	9 Ceded			
1. Prior.....	XXX	XXX	XXX	(11)	(8)	2	2	2	2	2	(2)	XXX
2. 2017.....	6,116	6,116		3,386	3,386	7	7	537	537			1,869
3. 2018.....	7,609	7,609		4,081	4,081	1	1	566	566			2,401
4. Totals	XXX	XXX	XXX	7,457	7,459	10	10	1,104	1,104	2	(2)	XXX

	Losses Unpaid				Defense and Cost Containment Unpaid				Adjusting and Other Unpaid		23	24	25
	Case Basis		Bulk + IBNR		Case Basis		Bulk + IBNR						
	13	14	15	16	17	18	19	20	21	22			
	Direct and Assumed	Ceded	Direct and Assumed	Ceded	Direct and Assumed	Ceded	Direct and Assumed	Ceded	Direct and Assumed	Ceded			
1. Prior			(9)	(9)					1	1			
2. 2017			(10)	(10)			2	2	1	1			1
3. 2018	225	225	132	132			2	2	67	67			94
4. Totals	225	225	114	114			4	4	69	69			95

	Total Losses and Loss Expenses Incurred			Loss and Loss Expense Percentage (Incurred /Premiums Earned)			Nontabular Discount		34 Inter-Company Pooling Participation Percentage	Net Balance Sheet Reserves After Discount	
	26	27	28	29	30	31	32	33		35	36
	Direct and Assumed	Ceded	Net	Direct and Assumed	Ceded	Net	Loss	Loss Expense		Losses Unpaid	Loss Expenses Unpaid
1. Prior.....	XXX	XXX	XXX	XXX	XXX	XXX			XXX		
2. 2017.....	3,923	3,923		64.1	64.1						
3. 2018.....	5,073	5,073		66.7	66.7						
4. Totals	XXX	XXX	XXX	XXX	XXX	XXX			XXX		

Schedule P - Part 1K - Fidelity/Surety

N O N E

Schedule P - Part 1L - Other (Including Credit, Accident and Health)

N O N E

Schedule P - Part 1M - International

N O N E

Schedule P - Part 1N - Reinsurance - Nonproportional Assumed Property

N O N E

Schedule P - Part 1O - Reinsurance - Nonproportional Assumed Liability

N O N E

Schedule P - Part 1P - Reinsurance - Nonproportional Assumed Financial Lines

N O N E

Schedule P - Part 1R - Section 1 - Products Liability - Occurrence

N O N E

Schedule P - Part 1R - Section 2 - Products Liability - Claims-Made

N O N E

Schedule P - Part 1S - Financial Guaranty/Mortgage Guaranty

N O N E

Schedule P - Part 1T - Warranty

N O N E

SCHEDULE P - PART 2A - HOMEOWNERS/FAROWNERS

Years in Which Losses Were Incurred	INCURRED NET LOSSES AND DEFENSE AND COST CONTAINMENT EXPENSES REPORTED AT YEAR END (\$000 OMITTED)										DEVELOPMENT	
	1 2009	2 2010	3 2011	4 2012	5 2013	6 2014	7 2015	8 2016	9 2017	10 2018	11 One Year	12 Two Year
1. Prior.....												
2. 2009.....												
3. 2010.....	XXX											
4. 2011.....	XXX	XXX										
5. 2012.....	XXX	XXX	XXX									
6. 2013.....	XXX	XXX	XXX	XXX								
7. 2014.....	XXX	XXX	XXX	XXX	XXX							
8. 2015.....	XXX	XXX	XXX	XXX	XXX	XXX						
9. 2016.....	XXX	XXX	XXX	XXX	XXX	XXX	XXX					
10. 2017.....	XXX	XXX	XXX	XXX	XXX	XXX	XXX	XXX				XXX
11. 2018.....	XXX	XXX	XXX	XXX	XXX	XXX	XXX	XXX	XXX		XXX	XXX
12. Totals												

SCHEDULE P - PART 2B - PRIVATE PASSENGER AUTO LIABILITY/MEDICAL

1. Prior.....	237	199	205	201	203	203	204	200	199	199		(1)
2. 2009.....	1,468	1,544	1,650	1,641	1,649	1,675	1,691	1,692	1,692	1,691	(1)	(1)
3. 2010.....	XXX											
4. 2011.....	XXX	XXX										
5. 2012.....	XXX	XXX	XXX									
6. 2013.....	XXX	XXX	XXX	XXX								
7. 2014.....	XXX	XXX	XXX	XXX	XXX							
8. 2015.....	XXX	XXX	XXX	XXX	XXX	XXX						
9. 2016.....	XXX	XXX	XXX	XXX	XXX	XXX	XXX					
10. 2017.....	XXX	XXX	XXX	XXX	XXX	XXX	XXX	XXX				XXX
11. 2018.....	XXX	XXX	XXX	XXX	XXX	XXX	XXX	XXX	XXX		XXX	XXX
12. Totals											(1)	(2)

SCHEDULE P - PART 2C - COMMERCIAL AUTO/TRUCK LIABILITY/MEDICAL

1. Prior.....												
2. 2009.....												
3. 2010.....	XXX											
4. 2011.....	XXX	XXX										
5. 2012.....	XXX	XXX	XXX									
6. 2013.....	XXX	XXX	XXX	XXX								
7. 2014.....	XXX	XXX	XXX	XXX	XXX							
8. 2015.....	XXX	XXX	XXX	XXX	XXX	XXX						
9. 2016.....	XXX	XXX	XXX	XXX	XXX	XXX	XXX					
10. 2017.....	XXX	XXX	XXX	XXX	XXX	XXX	XXX	XXX				XXX
11. 2018.....	XXX	XXX	XXX	XXX	XXX	XXX	XXX	XXX	XXX		XXX	XXX
12. Totals												

SCHEDULE P - PART 2D - WORKERS' COMPENSATION
(EXCLUDING EXCESS WORKERS' COMPENSATION)

1. Prior.....												
2. 2009.....												
3. 2010.....	XXX											
4. 2011.....	XXX	XXX										
5. 2012.....	XXX	XXX	XXX									
6. 2013.....	XXX	XXX	XXX	XXX								
7. 2014.....	XXX	XXX	XXX	XXX	XXX							
8. 2015.....	XXX	XXX	XXX	XXX	XXX	XXX						
9. 2016.....	XXX	XXX	XXX	XXX	XXX	XXX	XXX					
10. 2017.....	XXX	XXX	XXX	XXX	XXX	XXX	XXX	XXX				XXX
11. 2018.....	XXX	XXX	XXX	XXX	XXX	XXX	XXX	XXX	XXX		XXX	XXX
12. Totals												

SCHEDULE P - PART 2E - COMMERCIAL MULTIPLE PERIL

1. Prior.....												
2. 2009.....												
3. 2010.....	XXX											
4. 2011.....	XXX	XXX										
5. 2012.....	XXX	XXX	XXX									
6. 2013.....	XXX	XXX	XXX	XXX								
7. 2014.....	XXX	XXX	XXX	XXX	XXX							
8. 2015.....	XXX	XXX	XXX	XXX	XXX	XXX						
9. 2016.....	XXX	XXX	XXX	XXX	XXX	XXX	XXX					
10. 2017.....	XXX	XXX	XXX	XXX	XXX	XXX	XXX	XXX				XXX
11. 2018.....	XXX	XXX	XXX	XXX	XXX	XXX	XXX	XXX	XXX		XXX	XXX
12. Totals												

Schedule P - Part 2F - Section 1 - Medical Professional Liability - Occurrence

N O N E

Schedule P - Part 2F - Section 2 - Medical Professional Liability - Claims-Made

N O N E

Schedule P - Part 2G - Special Liability (Ocean Marine, Aircraft (all perils), Boiler and Machinery)

N O N E

Schedule P - Part 2H - Section 1 - Other Liability - Occurrence

N O N E

Schedule P - Part 2H - Section 2- Other Liability - Claims-Made

N O N E

ANNUAL STATEMENT FOR THE YEAR 2018 OF THE Bristol West Casualty Insurance Company

SCHEDULE P - PART 2I - SPECIAL PROPERTY (FIRE, ALLIED LINES, INLAND MARINE, EARTHQUAKE, BURGLARY, AND THEFT)

Years in Which Losses Were Incurred	INCURRED NET LOSSES AND DEFENSE AND COST CONTAINMENT EXPENSES REPORTED AT YEAR END (\$000 OMITTED)										DEVELOPMENT	
	1 2009	2 2010	3 2011	4 2012	5 2013	6 2014	7 2015	8 2016	9 2017	10 2018	11 One Year	12 Two Year
1. Prior.....	XXX	XXX	XXX	XXX	XXX	XXX	XXX	XXX				
2. 2017.....	XXX	XXX	XXX	XXX	XXX	XXX	XXX	XXX				XXX
3. 2018.....	XXX	XXX	XXX	XXX	XXX	XXX	XXX	XXX	XXX		XXX	XXX
4. Totals												

SCHEDULE P - PART 2J - AUTO PHYSICAL DAMAGE

1. Prior.....	XXX	XXX	XXX	XXX	XXX	XXX	XXX	1	(2)	(4)	(2)	(5)
2. 2017.....	XXX	XXX	XXX	XXX	XXX	XXX	XXX	XXX				XXX
3. 2018.....	XXX	XXX	XXX	XXX	XXX	XXX	XXX	XXX	XXX		XXX	XXX
4. Totals											(2)	(5)

SCHEDULE P - PART 2K - FIDELITY/SURETY

1. Prior.....	XXX	XXX	XXX	XXX	XXX	XXX	XXX					
2. 2017.....	XXX	XXX	XXX	XXX	XXX	XXX	XXX	XXX				XXX
3. 2018.....	XXX	XXX	XXX	XXX	XXX	XXX	XXX	XXX	XXX		XXX	XXX
4. Totals												

SCHEDULE P - PART 2L - OTHER (INCLUDING CREDIT, ACCIDENT AND HEALTH)

1. Prior.....	XXX	XXX	XXX	XXX	XXX	XXX	XXX					
2. 2017.....	XXX	XXX	XXX	XXX	XXX	XXX	XXX	XXX				XXX
3. 2018.....	XXX	XXX	XXX	XXX	XXX	XXX	XXX	XXX	XXX		XXX	XXX
4. Totals												

SCHEDULE P - PART 2M - INTERNATIONAL

1. Prior.....												
2. 2009.....												
3. 2010.....	XXX											
4. 2011.....	XXX	XXX										
5. 2012.....	XXX	XXX	XXX									
6. 2013.....	XXX	XXX	XXX	XXX								
7. 2014.....	XXX	XXX	XXX	XXX	XXX							
8. 2015.....	XXX	XXX	XXX	XXX	XXX	XXX						
9. 2016.....	XXX	XXX	XXX	XXX	XXX	XXX	XXX					
10. 2017.....	XXX	XXX	XXX	XXX	XXX	XXX	XXX	XXX				XXX
11. 2018.....	XXX	XXX	XXX	XXX	XXX	XXX	XXX	XXX	XXX		XXX	XXX
12. Totals												

Schedule P - Part 2N - Reinsurance - Nonproportional Assumed Property

N O N E

Schedule P - Part 2O - Reinsurance - Nonproportional Assumed Liability

N O N E

Schedule P - Part 2P - Reinsurance - Nonproportional Assumed Financial Lines

N O N E

Schedule P - Part 2R - Section 1 - Products Liability - Occurrence

N O N E

Schedule P - Part 2R - Section 2 - Products Liability - Claims-Made

N O N E

Schedule P - Part 2S - Financial Guaranty/Mortgage Guaranty

N O N E

Schedule P - Part 2T - Warranty

N O N E

SCHEDULE P - PART 3A - HOMEOWNERS/FARMOWNERS

Years in Which Losses Were Incurred	CUMULATIVE PAID NET LOSSES AND DEFENSE AND COST CONTAINMENT EXPENSES REPORTED AT YEAR END (\$000 OMITTED)										11 Number of Claims Closed With Loss Payment	12 Number of Claims Closed Without Loss Payment
	1	2	3	4	5	6	7	8	9	10		
	2009	2010	2011	2012	2013	2014	2015	2016	2017	2018		
1. Prior.....	.000											
2. 2009.....												
3. 2010.....	XXX											
4. 2011.....	XXX	XXX										
5. 2012.....	XXX	XXX	XXX									
6. 2013.....	XXX	XXX	XXX	XXX								
7. 2014.....	XXX	XXX	XXX	XXX	XXX							
8. 2015.....	XXX	XXX	XXX	XXX	XXX	XXX						
9. 2016.....	XXX	XXX	XXX	XXX	XXX	XXX	XXX					
10. 2017.....	XXX	XXX	XXX	XXX	XXX	XXX	XXX	XXX				
11. 2018.....	XXX	XXX	XXX	XXX	XXX	XXX	XXX	XXX	XXX			

SCHEDULE P - PART 3B - PRIVATE PASSENGER AUTO LIABILITY/MEDICAL

1. Prior.....	.000	.120	.171	.192	.201	.202	.203	.199	.198	.199	.146	.19
2. 2009.....	.623	1,254	1,510	1,579	1,623	1,660	1,688	1,691	1,691	1,691	3,421	1,820
3. 2010.....	XXX										5,658	2,010
4. 2011.....	XXX	XXX									4,836	1,631
5. 2012.....	XXX	XXX	XXX								3,608	1,528
6. 2013.....	XXX	XXX	XXX	XXX							2,300	1,419
7. 2014.....	XXX	XXX	XXX	XXX	XXX						2,368	1,081
8. 2015.....	XXX	XXX	XXX	XXX	XXX	XXX					2,687	1,130
9. 2016.....	XXX	XXX	XXX	XXX	XXX	XXX	XXX				2,094	861
10. 2017.....	XXX	XXX	XXX	XXX	XXX	XXX	XXX	XXX			1,599	698
11. 2018.....	XXX	XXX	XXX	XXX	XXX	XXX	XXX	XXX	XXX	XXX	1,492	631

SCHEDULE P - PART 3C - COMMERCIAL AUTO/TRUCK LIABILITY/MEDICAL

1. Prior.....	.000											
2. 2009.....												
3. 2010.....	XXX											
4. 2011.....	XXX	XXX										
5. 2012.....	XXX	XXX	XXX									
6. 2013.....	XXX	XXX	XXX	XXX								
7. 2014.....	XXX	XXX	XXX	XXX	XXX							
8. 2015.....	XXX	XXX	XXX	XXX	XXX	XXX						
9. 2016.....	XXX	XXX	XXX	XXX	XXX	XXX	XXX					
10. 2017.....	XXX	XXX	XXX	XXX	XXX	XXX	XXX	XXX				
11. 2018.....	XXX	XXX	XXX	XXX	XXX	XXX	XXX	XXX	XXX	XXX		

SCHEDULE P - PART 3D - WORKERS' COMPENSATION
(EXCLUDING EXCESS WORKERS' COMPENSATION)

1. Prior.....	.000											
2. 2009.....												
3. 2010.....	XXX											
4. 2011.....	XXX	XXX										
5. 2012.....	XXX	XXX	XXX									
6. 2013.....	XXX	XXX	XXX	XXX								
7. 2014.....	XXX	XXX	XXX	XXX	XXX							
8. 2015.....	XXX	XXX	XXX	XXX	XXX	XXX						
9. 2016.....	XXX	XXX	XXX	XXX	XXX	XXX	XXX					
10. 2017.....	XXX	XXX	XXX	XXX	XXX	XXX	XXX	XXX				
11. 2018.....	XXX	XXX	XXX	XXX	XXX	XXX	XXX	XXX	XXX	XXX		

SCHEDULE P - PART 3E - COMMERCIAL MULTIPLE PERIL

1. Prior.....	.000											
2. 2009.....												
3. 2010.....	XXX											
4. 2011.....	XXX	XXX										
5. 2012.....	XXX	XXX	XXX									
6. 2013.....	XXX	XXX	XXX	XXX								
7. 2014.....	XXX	XXX	XXX	XXX	XXX							
8. 2015.....	XXX	XXX	XXX	XXX	XXX	XXX						
9. 2016.....	XXX	XXX	XXX	XXX	XXX	XXX	XXX					
10. 2017.....	XXX	XXX	XXX	XXX	XXX	XXX	XXX	XXX				
11. 2018.....	XXX	XXX	XXX	XXX	XXX	XXX	XXX	XXX	XXX	XXX		

Schedule P - Part 3F - Section 1 - Medical Professional Liability - Occurrence

N O N E

Schedule P - Part 3F - Section 2 - Medical Professional Liability - Claims-Made

N O N E

Schedule P - Part 3G - Special Liability

N O N E

Schedule P - Part 3H - Section 1 - Other Liability - Occurrence

N O N E

Schedule P - Part 3H - Section 2 - Other Liability - Claims-Made

N O N E

ANNUAL STATEMENT FOR THE YEAR 2018 OF THE Bristol West Casualty Insurance Company

SCHEDULE P - PART 3I - SPECIAL PROPERTY (FIRE, ALLIED LINES, INLAND MARINE, EARTHQUAKE, BURGLARY, AND THEFT)

Years in Which Losses Were Incurred	CUMULATIVE PAID NET LOSSES AND DEFENSE AND COST CONTAINMENT EXPENSES REPORTED AT YEAR END (\$000 OMITTED)										11 Number of Claims Closed With Loss Payment	12 Number of Claims Closed Without Loss Payment
	1	2	3	4	5	6	7	8	9	10		
	2009	2010	2011	2012	2013	2014	2015	2016	2017	2018		
1. Prior.....	XXX	XXX	XXX	XXX	XXX	XXX	XXX	XXX			XXX	XXX
2. 2017.....	XXX	XXX	XXX	XXX	XXX	XXX	XXX	XXX			XXX	XXX
3. 2018.....	XXX	XXX	XXX	XXX	XXX	XXX	XXX	XXX	XXX		XXX	XXX

SCHEDULE P - PART 3J - AUTO PHYSICAL DAMAGE

1. Prior.....	XXX	XXX	XXX	XXX	XXX	XXX	XXX	.000	(2)	(4)	25,126	5,979
2. 2017.....	XXX	XXX	XXX	XXX	XXX	XXX	XXX	XXX			1,445	423
3. 2018.....	XXX	XXX	XXX	XXX	XXX	XXX	XXX	XXX	XXX		1,734	573

SCHEDULE P - PART 3K - FIDELITY/SURETY

1. Prior.....	XXX	XXX	XXX	XXX	XXX	XXX	XXX	XXX			XXX	XXX
2. 2017.....	XXX	XXX	XXX	XXX	XXX	XXX	XXX	XXX			XXX	XXX
3. 2018.....	XXX	XXX	XXX	XXX	XXX	XXX	XXX	XXX	XXX		XXX	XXX

SCHEDULE P - PART 3L - OTHER (INCLUDING CREDIT, ACCIDENT AND HEALTH)

1. Prior.....	XXX	XXX	XXX	XXX	XXX	XXX	XXX	.000			XXX	XXX
2. 2017.....	XXX	XXX	XXX	XXX	XXX	XXX	XXX	XXX			XXX	XXX
3. 2018.....	XXX	XXX	XXX	XXX	XXX	XXX	XXX	XXX	XXX		XXX	XXX

SCHEDULE P - PART 3M - INTERNATIONAL

1. Prior.....	.000										XXX	XXX
2. 2009.....											XXX	XXX
3. 2010.....	XXX										XXX	XXX
4. 2011.....	XXX	XXX									XXX	XXX
5. 2012.....	XXX	XXX	XXX								XXX	XXX
6. 2013.....	XXX	XXX	XXX	XXX							XXX	XXX
7. 2014.....	XXX	XXX	XXX	XXX	XXX						XXX	XXX
8. 2015.....	XXX	XXX	XXX	XXX	XXX	XXX					XXX	XXX
9. 2016.....	XXX	XXX	XXX	XXX	XXX	XXX	XXX				XXX	XXX
10. 2017.....	XXX	XXX	XXX	XXX	XXX	XXX	XXX	XXX			XXX	XXX
11. 2018.....	XXX	XXX	XXX	XXX	XXX	XXX	XXX	XXX	XXX		XXX	XXX

Schedule P - Part 3N - Reinsurance - Nonproportional Assumed Property

N O N E

Schedule P - Part 3O - Reinsurance - Nonproportional Assumed Liability

N O N E

Schedule P - Part 3P - Reinsurance - Nonproportional Assumed Financial Lines

N O N E

Schedule P - Part 3R - Section 1 - Product Liability - Occurrence

N O N E

Schedule P - Part 3R - Section 2 - Product Liability - Claims-Made

N O N E

Schedule P - Part 3S - Financial Guaranty/Mortgage Guaranty

N O N E

Schedule P - Part 3T - Warranty

N O N E

SCHEDULE P - PART 4A - HOMEOWNERS/FARMOWNERS

Years in Which Losses Were Incurred	BULK AND IBNR RESERVES ON NET LOSSES AND DEFENSE AND COST CONTAINMENT EXPENSES REPORTED AT YEAR END (\$000 OMITTED)									
	1	2	3	4	5	6	7	8	9	10
	2009	2010	2011	2012	2013	2014	2015	2016	2017	2018
1. Prior.....										
2. 2009.....										
3. 2010.....	XXX									
4. 2011.....	XXX	XXX								
5. 2012.....	XXX	XXX	XX							
6. 2013.....	XXX	XXX	XX	XX						
7. 2014.....	XXX	XXX	XX	XXX	XXX					
8. 2015.....	XXX	XXX	XXX	XXX	XXX	XXX				
9. 2016.....	XXX	XXX	XXX	XXX	XXX	XXX	XXX			
10. 2017.....	XXX	XXX	XXX	XXX	XXX	XXX	XXX	XXX		
11. 2018.....	XXX	XXX	XXX	XXX	XXX	XXX	XXX	XXX	XXX	

SCHEDULE P - PART 4B - PRIVATE PASSENGER AUTO LIABILITY/MEDICAL

1. Prior.....	68	17	5	2	1	1		1		
2. 2009.....	461	108	69	19	6	5	1	1	1	
3. 2010.....	XXX									
4. 2011.....	XXX	XXX								
5. 2012.....	XXX	XXX	XXX							
6. 2013.....	XXX	XXX	XXX	XXX						
7. 2014.....	XXX	XXX	XXX	XXX	XXX					
8. 2015.....	XXX	XXX	XXX	XXX	XXX	XXX				
9. 2016.....	XXX	XXX	XXX	XXX	XXX	XXX	XXX			
10. 2017.....	XXX	XXX	XXX	XXX	XXX	XXX	XXX	XXX		
11. 2018.....	XXX	XXX	XXX	XXX	XXX	XXX	XXX	XXX	XXX	

SCHEDULE P - PART 4C - COMMERCIAL AUTO/TRUCK LIABILITY/MEDICAL

1. Prior.....										
2. 2009.....										
3. 2010.....	XXX									
4. 2011.....	XXX	XXX								
5. 2012.....	XXX	XXX	XXX							
6. 2013.....	XXX	XXX	XX	XXX						
7. 2014.....	XXX	XXX	XX	XXX	XX					
8. 2015.....	XXX	XXX	XX	XXX	XX	XX				
9. 2016.....	XXX	XXX	XX	XXX	XX	XX	XXX			
10. 2017.....	XXX	XXX	XXX	XXX	XXX	XXX	XXX	XXX		
11. 2018.....	XXX	XXX	XXX	XXX	XXX	XXX	XXX	XXX	XXX	

SCHEDULE P - PART 4D - WORKERS' COMPENSATION
(EXCLUDING EXCESS WORKERS' COMPENSATION)

1. Prior.....										
2. 2009.....										
3. 2010.....	XXX									
4. 2011.....	XXX	XXX								
5. 2012.....	XXX	XXX	XXX							
6. 2013.....	XXX	XXX	XX	XXX						
7. 2014.....	XXX	XXX	XX	XXX	XX					
8. 2015.....	XXX	XXX	XX	XXX	XX	XX				
9. 2016.....	XXX	XXX	XX	XXX	XX	XX	XXX			
10. 2017.....	XXX	XXX	XXX	XXX	XXX	XXX	XXX	XXX		
11. 2018.....	XXX	XXX	XXX	XXX	XXX	XXX	XXX	XXX	XXX	

SCHEDULE P - PART 4E - COMMERCIAL MULTIPLE PERIL

1. Prior.....										
2. 2009.....										
3. 2010.....	XXX									
4. 2011.....	XXX	XXX								
5. 2012.....	XXX	XXX	XXX							
6. 2013.....	XXX	XXX	XX	XXX						
7. 2014.....	XXX	XXX	XX	XXX	XX					
8. 2015.....	XXX	XXX	XX	XXX	XX	XX				
9. 2016.....	XXX	XXX	XX	XXX	XX	XX	XXX			
10. 2017.....	XXX	XXX	XXX	XXX	XXX	XXX	XXX	XXX		
11. 2018.....	XXX	XXX	XXX	XXX	XXX	XXX	XXX	XXX	XXX	

Schedule P - Part 4F - Section 1 - Medical Professional Liability - Occurrence

N O N E

Schedule P - Part 4F - Section 2 - Medical Professional Liability - Claims-Made

N O N E

Schedule P - Part 4G - Special Liability

N O N E

Schedule P - Part 4H - Section 1 - Other Liability - Occurrence

N O N E

Schedule P - Part 4H - Section 2 - Other Liability - Claims-Made

N O N E

ANNUAL STATEMENT FOR THE YEAR 2018 OF THE Bristol West Casualty Insurance Company

SCHEDULE P - PART 4I - SPECIAL PROPERTY (FIRE, ALLIED LINES, INLAND MARINE, EARTHQUAKE, BURGLARY, AND THEFT)

Years in Which Losses Were Incurred	BULK AND IBNR RESERVES ON NET LOSSES AND DEFENSE AND COST CONTAINMENT EXPENSES REPORTED AT YEAR END (\$000 OMITTED)									
	1	2	3	4	5	6	7	8	9	10
	2009	2010	2011	2012	2013	2014	2015	2016	2017	2018
1. Prior	XXX	XXX	XXX	XXX	XXX	XXX	XXX			
2. 2017	XXX	XXX	XXX	XXX	XXX	XXX	XXX	XXX		
3. 2018	XXX	XXX	XXX	XXX	XXX	XXX	XXX	XXX	XXX	

SCHEDULE P - PART 4J - AUTO PHYSICAL DAMAGE

1. Prior	XXX	XXX	XXX	XXX	XXX	XXX	XXX	1		
2. 2017	XXX	XXX	XXX	XXX	XXX	XXX	XXX	XXX		
3. 2018	XXX	XXX	XXX	XXX	XXX	XXX	XXX	XXX	XXX	

SCHEDULE P - PART 4K - FIDELITY/SURETY

1. Prior	XXX	XXX	XXX	XXX	XXX	XXX	XXX			
2. 2017	XXX	XXX	XXX	XXX	XXX	XXX	XXX	XXX		
3. 2018	XXX	XXX	XXX	XXX	XXX	XXX	XXX	XXX	XXX	

SCHEDULE P - PART 4L - OTHER (INCLUDING CREDIT, ACCIDENT AND HEALTH)

1. Prior	XXX	XXX	XXX	XXX	XXX	XXX	XXX			
2. 2017	XXX	XXX	XXX	XXX	XXX	XXX	XXX	XXX		
3. 2018	XXX	XXX	XXX	XXX	XXX	XXX	XXX	XXX	XXX	

SCHEDULE P - PART 4M - INTERNATIONAL

1. Prior										
2. 2009										
3. 2010	XXX									
4. 2011	XXX	XXX								
5. 2012	XXX	XXX	XXX							
6. 2013	XXX	XXX	XXX	XXX						
7. 2014	XXX	XXX	XXX	XXX	XXX					
8. 2015	XXX	XXX	XXX	XXX	XXX	XXX				
9. 2016	XXX	XXX	XXX	XXX	XXX	XXX	XXX			
10. 2017	XXX	XXX	XXX	XXX	XXX	XXX	XXX	XXX		
11. 2018	XXX	XXX	XXX	XXX	XXX	XXX	XXX	XXX	XXX	

Schedule P - Part 4N - Reinsurance - Nonproportional Assumed Property
N O N E

Schedule P - Part 4O - Reinsurance - Nonproportional Assumed Liability
N O N E

Schedule P - Part 4P - Reinsurance - Nonproportional Assumed Financial Lines
N O N E

Schedule P - Part 4R - Section 1 - Products Liability - Occurrence
N O N E

Schedule P - Part 4R - Section 2 - Products Liability - Claims-Made
N O N E

Schedule P - Part 4S - Financial Guaranty/Mortgage Guaranty
N O N E

Schedule P - Part 4T - Warranty
N O N E

Schedule P - Part 5A - Homeowners/Farmowners - Section 1
N O N E

Schedule P - Part 5A - Homeowners/Farmowners - Section 2
N O N E

Schedule P - Part 5A - Homeowners/Farmowners - Section 3
N O N E

ANNUAL STATEMENT FOR THE YEAR 2018 OF THE Bristol West Casualty Insurance Company

SCHEDULE P - PART 5B - PRIVATE PASSENGER AUTO LIABILITY/MEDICAL

SECTION 1

Years in Which Premiums Were Earned and Losses Were Incurred	CUMULATIVE NUMBER OF CLAIMS CLOSED WITH LOSS PAYMENT DIRECT AND ASSUMED AT YEAR END									
	1	2	3	4	5	6	7	8	9	10
	2009	2010	2011	2012	2013	2014	2015	2016	2017	2018
1. Prior.....	516	104	24	(1)	14	4	1			
2. 2009.....	2,082	3,129	3,347	3,379	3,402	3,414	3,419	3,421	3,421	3,421
3. 2010.....	XXX	3,854	5,374	5,539	5,608	5,641	5,655	5,656	5,658	5,658
4. 2011.....	XXX	XXX	3,694	4,619	4,763	4,805	4,826	4,829	4,834	4,836
5. 2012.....	XXX	XXX	XXX	2,711	3,467	3,547	3,579	3,592	3,599	3,608
6. 2013.....	XXX	XXX	XXX	XXX	1,805	2,220	2,272	2,287	2,296	2,300
7. 2014.....	XXX	XXX	XXX	XXX	XXX	1,663	2,249	2,327	2,356	2,368
8. 2015.....	XXX	XXX	XXX	XXX	XXX	XXX	1,978	2,557	2,660	2,687
9. 2016.....	XXX	XXX	XXX	XXX	XXX	XXX	XXX	1,576	2,042	2,094
10. 2017.....	XXX	XXX	XXX	XXX	XXX	XXX	XXX	XXX	1,236	1,599
11. 2018.....	XXX	XXX	XXX	XXX	XXX	XXX	XXX	XXX	XXX	1,492

SECTION 2

Years in Which Premiums Were Earned and Losses Were Incurred	NUMBER OF CLAIMS OUTSTANDING DIRECT AND ASSUMED AT YEAR END									
	1	2	3	4	5	6	7	8	9	10
	2009	2010	2011	2012	2013	2014	2015	2016	2017	2018
1. Prior.....	136	44	23	19	4		1	1		
2. 2009.....	831	200	64	41	17	7	3			
3. 2010.....	XXX	985	259	117	48	18	4	3		
4. 2011.....	XXX	XXX	677	207	68	26	10	7	3	1
5. 2012.....	XXX	XXX	XXX	682	138	50	28	16	9	1
6. 2013.....	XXX	XXX	XXX	XXX	415	66	21	13	4	2
7. 2014.....	XXX	XXX	XXX	XXX	XXX	497	99	42	12	4
8. 2015.....	XXX	XXX	XXX	XXX	XXX	XXX	571	119	49	20
9. 2016.....	XXX	XXX	XXX	XXX	XXX	XXX	XXX	452	62	30
10. 2017.....	XXX	XXX	XXX	XXX	XXX	XXX	XXX	XXX	321	53
11. 2018.....	XXX	XXX	XXX	XXX	XXX	XXX	XXX	XXX	XXX	335

SECTION 3

Years in Which Premiums Were Earned and Losses Were Incurred	CUMULATIVE NUMBER OF CLAIMS REPORTED DIRECT AND ASSUMED AT YEAR END									
	1	2	3	4	5	6	7	8	9	10
	2009	2010	2011	2012	2013	2014	2015	2016	2017	2018
1. Prior.....	217	23	6	3	7	2	2			
2. 2009.....	4,466	5,088	5,193	5,206	5,230	5,240	5,241	5,241	5,241	5,241
3. 2010.....	XXX	6,515	7,556	7,618	7,654	7,664	7,667	7,667	7,667	7,668
4. 2011.....	XXX	XXX	5,781	6,401	6,449	6,464	6,467	6,467	6,468	6,468
5. 2012.....	XXX	XXX	XXX	4,644	5,059	5,118	5,130	5,135	5,135	5,137
6. 2013.....	XXX	XXX	XXX	XXX	3,509	3,698	3,708	3,717	3,718	3,721
7. 2014.....	XXX	XXX	XXX	XXX	XXX	3,042	3,409	3,439	3,449	3,453
8. 2015.....	XXX	XXX	XXX	XXX	XXX	XXX	3,491	3,779	3,832	3,837
9. 2016.....	XXX	XXX	XXX	XXX	XXX	XXX	XXX	2,770	2,954	2,985
10. 2017.....	XXX	XXX	XXX	XXX	XXX	XXX	XXX	XXX	2,108	2,350
11. 2018.....	XXX	XXX	XXX	XXX	XXX	XXX	XXX	XXX	XXX	2,458

Schedule P - Part 5C - Commercial Auto/Truck Liability/Medical - Section 1

N O N E

Schedule P - Part 5C - Commercial Auto/Truck Liability/Medical - Section 2

N O N E

Schedule P - Part 5C - Commercial Auto/Truck Liability/Medical - Section 3

N O N E

Schedule P-Part 5D-Workers' Compensation (Excluding Excess Workers' Compensation)-Section 1

N O N E

Schedule P-Part 5D-Workers' Compensation (Excluding Excess Workers' Compensation)-Section 2

N O N E

Schedule P-Part 5D-Workers' Compensation (Excluding Excess Workers' Compensation)-Section 3

N O N E

Schedule P - Part 5E - Commercial Multiple Peril - Section 1

N O N E

Schedule P - Part 5E - Commercial Multiple Peril - Section 2

N O N E

Schedule P - Part 5E - Commercial Multiple Peril - Section 3

N O N E

Schedule P - Part 5F - Medical Professional Liability - Occurrence - Section 1A

N O N E

Schedule P - Part 5F - Medical Professional Liability - Occurrence - Section 2A

N O N E

Schedule P - Part 5F - Medical Professional Liability - Occurrence - Section 3A

N O N E

Schedule P - Part 5F - Medical Professional Liability - Claims-Made - Section 1B

N O N E

Schedule P - Part 5F - Medical Professional Liability - Claims-Made - Section 2B

N O N E

Schedule P - Part 5F - Medical Professional Liability - Claims-Made - Section 3B

N O N E

Schedule P - Part 5H - Other Liability - Occurrence - Section 1A

N O N E

Schedule P - Part 5H - Other Liability - Occurrence - Section 2A

N O N E

Schedule P - Part 5H - Other Liability - Occurrence - Section 3A

N O N E

Schedule P - Part 5H - Other Liability - Claims-Made - Section 1B

N O N E

Schedule P - Part 5H - Other Liability - Claims-Made - Section 2B

N O N E

Schedule P - Part 5H - Other Liability - Claims-Made - Section 3B

N O N E

Schedule P - Part 5R - Products Liability - Occurrence - Section 1A

N O N E

Schedule P - Part 5R - Products Liability - Occurrence - Section 2A

N O N E

Schedule P - Part 5R - Products Liability - Occurrence - Section 3A

N O N E

Schedule P - Part 5R - Products Liability - Claims-Made - Section 1B

N O N E

Schedule P - Part 5R - Products Liability - Claims-Made - Section 2B

N O N E

Schedule P - Part 5R - Products Liability - Claims-Made - Section 3B

N O N E

Schedule P - Part 5T - Warranty - Section 1

N O N E

Schedule P - Part 5T - Warranty - Section 2

N O N E

Schedule P - Part 5T - Warranty - Section 3

N O N E

Schedule P - Part 6C - Commercial Auto/Truck Liability/Medical - Section 1

N O N E

Schedule P - Part 6C - Commercial Auto/Truck Liability/Medical - Section 2

N O N E

Schedule P-Part 6D-Workers' Compensation (Excluding Excess Workers' Compensation)-Section 1

N O N E

Schedule P-Part 6D-Workers' Compensation (Excluding Excess Workers' Compensation)-Section 2

N O N E

Schedule P - Part 6E - Commercial Multiple Peril - Section 1

N O N E

Schedule P - Part 6E - Commercial Multiple Peril - Section 2

N O N E

Schedule P - Part 6H - Other Liability - Occurrence - Section 1A

N O N E

Schedule P - Part 6H - Other Liability - Occurrence - Section 2A

N O N E

Schedule P - Part 6H - Other Liability - Claims-Made - Section 1B

N O N E

Schedule P - Part 6H - Other Liability - Claims-Made - Section 2B

N O N E

Schedule P - Part 6M - International - Section 1

N O N E

Schedule P - Part 6M - International - Section 2

N O N E

Schedule P - Part 6N- Reinsurance A - Nonproportional Assumed Property - Section 1
N O N E

Schedule P - Part 6N- Reinsurance A - Nonproportional Assumed Property - Section 2
N O N E

Schedule P - Part 6O - Reinsurance B - Nonproportional Liability - Section 1
N O N E

Schedule P - Part 6O - Reinsurance B - Nonproportional Assumed Liability - Section 2
N O N E

Schedule P - Part 6R - Products Liability - Occurrence - Section 1A
N O N E

Schedule P - Part 6R - Products Liability - Occurrence - Section 2A
N O N E

Schedule P - Part 6R - Products Liability - Claims-Made - Section 1B
N O N E

Schedule P - Part 6R - Products Liability - Claims-Made - Section 2B
N O N E

Schedule P - Part 7A - Section 1 - Primary Loss Sensitive Contracts
N O N E

Schedule P - Part 7A - Section 2 - Primary Loss Sensitive Contracts
N O N E

Schedule P - Part 7A - Section 3 - Primary Loss Sensitive Contracts
N O N E

Schedule P - Part 7A - Section 4 - Primary Loss Sensitive Contracts
N O N E

Schedule P - Part 7A - Section 5 - Primary Loss Sensitive Contracts
N O N E

Schedule P - Part 7B - Section 1 - Reinsurance Loss Sensitive Contracts
N O N E

Schedule P - Part 7B - Section 2 - Reinsurance Loss Sensitive Contracts
N O N E

Schedule P - Part 7B - Section 3 - Reinsurance Loss Sensitive Contracts
N O N E

Schedule P - Part 7B - Section 4 - Reinsurance Loss Sensitive Contracts
N O N E

Schedule P - Part 7B - Section 5 - Reinsurance Loss Sensitive Contracts
N O N E

Schedule P - Part 7B - Section 6 - Reinsurance Loss Sensitive Contracts
N O N E

Schedule P - Part 7B - Section 7 - Reinsurance Loss Sensitive Contracts
N O N E

SCHEDULE P INTERROGATORIES

1. The following questions relate to yet-to-be-issued Extended Reporting Endorsements (EREs) arising from Death, Disability, or Retirement (DDR) provisions in Medical Professional Liability Claims Made insurance policies. EREs provided for reasons other than DDR are not to be included.
- 1.1 Does the company issue Medical Professional Liability Claims Made insurance policies that provide tail (also known as an extended reporting endorsement, or “ERE”) benefits in the event of Death, Disability, or Retirement (DDR) at a reduced charge or at no additional cost? Yes [] No [X]
If the answer to question 1.1 is “no”, leave the following questions blank. If the answer to question 1.1 is “yes”, please answer the following questions:
- 1.2 What is the total amount of the reserve for that provision (DDR Reserve), as reported, explicitly or not, elsewhere in this statement (in dollars)?\$
- 1.3 Does the company report any DDR reserve as Unearned Premium Reserve per SSAP #65? Yes [] No []
- 1.4 Does the company report any DDR reserve as loss or loss adjustment expense reserve? Yes [] No []
- 1.5 If the company reports DDR reserve as Unearned Premium Reserve, does that amount match the figure on the Underwriting and Investment Exhibit, Part 1A - Recapitulation of all Premiums (Page 7) Column 2, Lines 11.1 plus 11.2? Yes [] No [] N/A []
- 1.6 If the company reports DDR reserve as loss or loss adjustment expense reserve, please complete the following table corresponding to where these reserves are reported in Schedule P:

Years in Which Premiums Were Earned and Losses Were Incurred	DDR Reserve Included in Schedule P, Part 1F, Medical Professional Liability Column 24: Total Net Losses and Expenses Unpaid	
	1 Section 1: Occurrence	2 Section 2: Claims-Made
1.601 Prior		
1.602 2009		
1.603 2010		
1.604 2011		
1.605 2012		
1.606 2013		
1.607 2014		
1.608 2015		
1.609 2016		
1.610 2017		
1.611 2018		
1.612 Totals		

2. The definition of allocated loss adjustment expenses (ALAE) and, therefore, unallocated loss adjustment expenses (ULAE) was changed effective January 1, 1998. This change in definition applies to both paid and unpaid expenses. Are these expenses (now reported as “Defense and Cost Containment” and “Adjusting and Other”) reported in compliance with these definitions in this statement? Yes [X] No []
3. The Adjusting and Other expense payments and reserves should be allocated to the years in which the losses were incurred based on the number of claims reported, closed and outstanding in those years. When allocating Adjusting and Other expense between companies in a group or a pool, the Adjusting and Other expense should be allocated in the same percentage used for the loss amounts and the claim counts. For reinsurers, Adjusting and Other expense assumed should be reported according to the reinsurance contract. For Adjusting and Other expense incurred by reinsurers, or in those situations where suitable claim count information is not available, Adjusting and Other expense should be allocated by a reasonable method determined by the company and described in Interrogatory 7, below. Are they so reported in this Statement? Yes [X] No []
4. Do any lines in Schedule P include reserves that are reported gross of any discount to present value of future payments, and that are reported net of such discounts on Page 10? Yes [] No [X]

If yes, proper disclosure must be made in the Notes to Financial Statements, as specified in the Instructions. Also, the discounts must be reported in Schedule P - Part 1, Columns 32 and 33. Schedule P must be completed gross of non-tabular discounting. Work papers relating to discount calculations must be available for examination upon request.
Discounting is allowed only if expressly permitted by the state insurance department to which this Annual Statement is being filed.
5. What were the net premiums in force at the end of the year for:
(in thousands of dollars)

5.1 Fidelity
5.2 Surety
6. Claim count information is reported per claim or per claimant (Indicate which).per claimant.....
If not the same in all years, explain in Interrogatory 7.
- 7.1 The information provided in Schedule P will be used by many persons to estimate the adequacy of the current loss and expense reserves, among other things. Are there any especially significant events, coverage, retention or accounting changes that have occurred that must be considered when making such analyses? Yes [] No [X]
- 7.2 (An extended statement may be attached.)
Adjusting and Other expenses are allocated based on a combination of claim count metrics in conjunction with loss experience by accident year.

SCHEDULE T - PART 2
INTERSTATE COMPACT - EXHIBIT OF PREMIUMS WRITTEN

Allocated by States and Territories

States, Etc.		Direct Business Only				
		1	2	3	4	6
		Life (Group and Individual)	Annuities (Group and Individual)	Disability Income (Group and Individual)	Long-Term Care (Group and Individual)	Totals
1.	Alabama	AL				
2.	Alaska	AK				
3.	Arizona	AZ				
4.	Arkansas	AR				
5.	California	CA				
6.	Colorado	CO				
7.	Connecticut	CT				
8.	Delaware	DE				
9.	District of Columbia	DC				
10.	Florida	FL				
11.	Georgia	GA				
12.	Hawaii	HI				
13.	Idaho	ID				
14.	Illinois	IL				
15.	Indiana	IN				
16.	Iowa	IA				
17.	Kansas	KS				
18.	Kentucky	KY				
19.	Louisiana	LA				
20.	Maine	ME				
21.	Maryland	MD				
22.	Massachusetts	MA				
23.	Michigan	MI				
24.	Minnesota	MN				
25.	Mississippi	MS				
26.	Missouri	MO				
27.	Montana	MT				
28.	Nebraska	NE				
29.	Nevada	NV				
30.	New Hampshire	NH				
31.	New Jersey	NJ				
32.	New Mexico	NM				
33.	New York	NY				
34.	North Carolina	NC				
35.	North Dakota	ND				
36.	Ohio	OH				
37.	Oklahoma	OK				
38.	Oregon	OR				
39.	Pennsylvania	PA				
40.	Rhode Island	RI				
41.	South Carolina	SC				
42.	South Dakota	SD				
43.	Tennessee	TN				
44.	Texas	TX				
45.	Utah	UT				
46.	Vermont	VT				
47.	Virginia	VA				
48.	Washington	WA				
49.	West Virginia	WV				
50.	Wisconsin	WI				
51.	Wyoming	WY				
52.	American Samoa	AS				
53.	Guam	GU				
54.	Puerto Rico	PR				
55.	U.S. Virgin Islands	VI				
56.	Northern Mariana Islands	MP				
57.	Canada	CAN				
58.	Aggregate Other Alien	OT				
59.	Total					

NONE

ANNUAL STATEMENT FOR THE YEAR 2018 OF THE Bristol West Casualty Insurance Company

SCHEDULE Y

PART 1A - DETAIL OF INSURANCE HOLDING COMPANY SYSTEM

1	2	3	4	5	6	7	8	9	10	11	12	13	14	15	16
Group Code	Group Name	NAIC Company Code	ID Number	Federal RSSD	CIK	Name of Securities Exchange if Publicly Traded (U.S. or International)	Names of Parent, Subsidiaries Or Affiliates	Domi-ciliary Location	Relation-ship to Reporting Entity	Directly Controlled by (Name of Entity/Person)	Type of Control (Ownership, Board, Management, Attorney-in-Fact, Influence, Other)	If Control is Ownership Provide Per-centage	Ultimate Controlling Entity(ies)/Person(s)	Is an SCA Filing Re-quired? (Y/N)	*
		.00000	82-3608914				11930 Narcoossee Road, LLC	.DE	.NIA	Mid-Century Insurance Company	Ownership	100.000	Farmers Insurance Exchange	.N	
		.00000	81-4674724				145 Great Road, LLC	.DE	.NIA	Mid-Century Insurance Company	Ownership	100.000	Farmers Insurance Exchange	.N	
		.00000	47-3820947				17885 Von Karman, LLC	.CA	.NIA	Farmers Insurance Exchange	Ownership	100.000	Farmers Insurance Exchange	.N	
		.00000	82-2860816				201 Railroad Ave, LLC	.DE	.NIA	Farmers Insurance Exchange	Ownership	100.000	Farmers Insurance Exchange	.N	
.0069	Farmers Insurance Group	.25232	22-3398993				21st Century Advantage Insurance Company	.MN	.IA	21st Century North America Insurance Company	Ownership	100.000	Farmers Insurance Exchange	.N	
.0069	Farmers Insurance Group	.44245	13-3551577				21st Century Assurance Company	.DE	.IA	Mid-Century Insurance Company	Ownership	100.000	Farmers Insurance Exchange	.N	
.0069	Farmers Insurance Group	.10184	22-3337475				21st Century Auto Insurance Company of New Jersey	.NJ	.IA	21st Century Centennial Insurance Company	Ownership	100.000	Farmers Insurance Exchange	.N	
.0069	Farmers Insurance Group	.36404	95-4136306				21st Century Casualty Company	.CA	.IA	21st Century Insurance Group	Ownership	100.000	Farmers Insurance Exchange	.N	
.0069	Farmers Insurance Group	.34789	23-2044095				21st Century Centennial Insurance Company	.PA	.IA	Mid-Century Insurance Company	Ownership	100.000	Farmers Insurance Exchange	.N	
.0069	Farmers Insurance Group	.43974	13-1967524				21st Century Indemnity Insurance Company	.PA	.IA	21st Century Premier Insurance Company	Ownership	100.000	Farmers Insurance Exchange	.N	
		.00000	51-0283170				21st Century Insurance and Financial Services, Inc.	.DE	.NIA	Mid-Century Insurance Company	Ownership	100.000	Farmers Insurance Exchange	.Y	
.0069	Farmers Insurance Group	.12963	95-2565072				21st Century Insurance Company	.CA	.IA	21st Century Insurance Group	Ownership	100.000	Farmers Insurance Exchange	.N	
.0069	Farmers Insurance Group	.10245	86-0812982				21st Century Insurance Company of the Southwest	.TX	.IA	21st Century Insurance Group	Ownership	100.000	Farmers Insurance Exchange	.N	
		.00000	95-1935264				21st Century Insurance Group	.DE	.NIA	Mid-Century Insurance Company	Ownership	100.000	Farmers Insurance Exchange	.Y	
.0069	Farmers Insurance Group	.32220	13-3333609				21st Century North America Insurance Company	.NY	.IA	Mid-Century Insurance Company	Ownership	100.000	Farmers Insurance Exchange	.N	
.0069	Farmers Insurance Group	.23795	02-0226203				21st Century Pacific Insurance Company	.CO	.IA	Mid-Century Insurance Company	Ownership	100.000	Farmers Insurance Exchange	.N	
.0069	Farmers Insurance Group	.10710	13-3922232				21st Century Pinnacle Insurance Company	.NJ	.IA	21st Century North America Insurance Company	Ownership	100.000	Farmers Insurance Exchange	.N	
.0069	Farmers Insurance Group	.22225	95-2743473				21st Century Preferred Insurance Company	.PA	.IA	21st Century Centennial Insurance Company	Ownership	100.000	Farmers Insurance Exchange	.N	
.0069	Farmers Insurance Group	.20796	22-1721971				21st Century Premier Insurance Company	.PA	.IA	21st Century Centennial Insurance Company	Ownership	100.000	Farmers Insurance Exchange	.N	
.0069	Farmers Insurance Group	.43761	95-4232263				21st Century Superior Insurance Company	.CA	.IA	21st Century North America Insurance Company	Ownership	100.000	Farmers Insurance Exchange	.N	
		.00000	82-2666461				2501 East Valley Road, LLC	.DE	.NIA	Fire Insurance Exchange	Ownership	100.000	Fire Insurance Exchange	.N	
		.00000	47-4944225				2720 Fourth Ave, LLC	.DE	.NIA	Farmers Insurance Exchange	Ownership	100.000	Farmers Insurance Exchange	.N	
		.00000	81-0741455				384 Santa Trinita Ave LLC	.DE	.NIA	Fire Insurance Exchange	Ownership	100.000	Farmers Insurance Exchange	.N	
		.00000	81-2487862				3900 Indian Avenue, LLC	.DE	.NIA	Farmers Insurance Exchange	Ownership	100.000	Farmers Insurance Exchange	.N	
		.00000	81-4365602				460 Gibraltar Drive, LLC	.DE	.NIA	Truck Insurance Exchange	Ownership	100.000	Farmers Insurance Exchange	.N	
		.00000	99-0215429				50th State Risk Management Services, Inc.	.HI	.NIA	Hawaii Insurance Consultants, Ltd.	Ownership	100.000	Farmers Insurance Exchange	.N	
		.00000	47-2591947				5401 Wiles Road LLC	.FL	.NIA	Mid-Century Insurance Company	Ownership	100.000	Farmers Insurance Exchange	.N	
		.00000	81-1746692				600 Riverside Parkway, LLC	.DE	.NIA	Farmers Insurance Exchange	Ownership	100.000	Farmers Insurance Exchange	.N	
		.00000	82-4386531				6671-6675 North Macarthur Blvd, LLC	.DE	.NIA	Mid-Century Insurance Company	Ownership	100.000	Farmers Insurance Exchange	.N	
		.00000	47-3968324				922 W. Washington Blvd, LLC	.IL	.NIA	Farmers Insurance Exchange	Ownership	100.000	Farmers Insurance Exchange	.N	
.0069	Farmers Insurance Group	.10805	13-3953213				American Pacific Insurance Company, Inc.	.HI	.IA	Farmers Insurance Hawaii, Inc.	Ownership	100.000	Farmers Insurance Exchange	.N	
.0069	Farmers Insurance Group	.11034	34-1893500				Bristol West Casualty Insurance Company	.OH	.BE	Coast National Insurance Company	Ownership	100.000	Farmers Insurance Exchange	.N	
		.00000	13-3994449				Bristol West Holdings, Inc.	.DE	.UIP	Farmers Insurance Exchange	Ownership	42.000	Farmers Insurance Exchange	.Y	
		.00000	13-3994449				Bristol West Holdings, Inc.	.DE	.UIP	Fire Insurance Exchange	Ownership	3.750	Farmers Insurance Exchange	.Y	
		.00000	13-3994449				Bristol West Holdings, Inc.	.DE	.UIP	Truck Insurance Exchange	Ownership	6.750	Farmers Insurance Exchange	.Y	
		.00000	13-3994449				Bristol West Holdings, Inc.	.DE	.UIP	Mid-Century Insurance Company	Ownership	47.500	Farmers Insurance Exchange	.Y	
.0069	Farmers Insurance Group	.19658	38-1865162				Bristol West Insurance Company	.OH	.IA	Coast National Insurance Company	Ownership	100.000	Farmers Insurance Exchange	.N	
		.00000	65-0880876				Bristol West Insurance Services of California, Inc.	.CA	.NIA	Bristol West Holdings, Inc.	Ownership	100.000	Farmers Insurance Exchange	.N	
		.00000	65-0616769				Bristol West Insurance Services, Inc. of Florida	.FL	.NIA	Bristol West Holdings, Inc.	Ownership	100.000	Farmers Insurance Exchange	.N	
.0069	Farmers Insurance Group	.12774	86-1174452				Bristol West Preferred Insurance Company	.MI	.IA	Bristol West Holdings, Inc.	Ownership	100.000	Farmers Insurance Exchange	.N	
		.00000	65-0919338				BWIS of Nevada, Inc.	.NV	.NIA	Bristol West Holdings, Inc.	Ownership	100.000	Farmers Insurance Exchange	.N	
.0069	Farmers Insurance Group	.10315	95-4528269				Civic Property and Casualty Company	.CA	.IA	Fire Insurance Exchange	Ownership	80.000	Fire Insurance Exchange	.N	
.0069	Farmers Insurance Group	.10315	95-4528269				Civic Property and Casualty Company	.CA	.IA	Truck Insurance Exchange	Ownership	20.000	Fire Insurance Exchange	.N	
		.00000	76-0543593				Coast National General Agency, Inc.	.TX	.NIA	Bristol West Holdings, Inc.	Ownership	100.000	Farmers Insurance Exchange	.N	
		.00000	33-0246699				Coast National Holding Company	.CA	.UIP	Bristol West Holdings, Inc.	Ownership	100.000	Farmers Insurance Exchange	.N	

SCHEDULE Y
PART 1A - DETAIL OF INSURANCE HOLDING COMPANY SYSTEM

1	2	3	4	5	6	7	8	9	10	11	12	13	14	15	16
Group Code	Group Name	NAIC Company Code	ID Number	Federal RSSD	CIK	Name of Securities Exchange if Publicly Traded (U.S. or International)	Names of Parent, Subsidiaries Or Affiliates	Domi-ciliary Location	Relation-ship to Reporting Entity	Directly Controlled by (Name of Entity/Person)	Type of Control (Ownership, Board, Management, Attorney-in-Fact, Influence, Other)	If Control is Ownership Provide Percen-tage	Ultimate Controlling Entity(ies)/Person(s)	Is an SCA Filing Re-quired? (Y/N)	*
.0069	Farmers Insurance Group	25089	33-0246701				Coast National Insurance Company	CA	UDP	Coast National Holding Company	Ownership	100.000	Farmers Insurance Exchange	N	
.0069	Farmers Insurance Group	10318	95-4528266				Exact Property and Casualty Company	CA	IA	Fire Insurance Exchange	Ownership	80.000	Fire Insurance Exchange	N	
.0069	Farmers Insurance Group	10318	95-4528266				Exact Property and Casualty Company	CA	IA	Truck Insurance Exchange	Ownership	20.000	Fire Insurance Exchange	N	
		00000	77-0530616				Farmers Financial Solutions, LLC	NV	NIA	FFS Holding, LLC	Ownership	100.000	Farmers Insurance Exchange	N	
.0069	Farmers Insurance Group	21598	95-2626387				Farmers Insurance Company of Arizona	AZ	IA	Farmers Insurance Exchange	Ownership	70.000	Farmers Insurance Exchange	N	
.0069	Farmers Insurance Group	21598	95-2626387				Farmers Insurance Company of Arizona	AZ	IA	Truck Insurance Exchange	Ownership	20.000	Farmers Insurance Exchange	N	
.0069	Farmers Insurance Group	21598	95-2626387				Farmers Insurance Company of Arizona	AZ	IA	Fire Insurance Exchange	Ownership	10.000	Farmers Insurance Exchange	N	
.0069	Farmers Insurance Group	21601	95-2626385				Farmers Insurance Company of Idaho	ID	IA	Farmers Insurance Exchange	Ownership	80.000	Farmers Insurance Exchange	N	
.0069	Farmers Insurance Group	21601	95-2626385				Farmers Insurance Company of Idaho	ID	IA	Fire Insurance Exchange	Ownership	6.700	Farmers Insurance Exchange	N	
.0069	Farmers Insurance Group	21601	95-2626385				Farmers Insurance Company of Idaho	ID	IA	Truck Insurance Exchange	Ownership	13.300	Farmers Insurance Exchange	N	
.0069	Farmers Insurance Group	21636	95-2655893				Farmers Insurance Company of Oregon	OR	IA	Farmers Insurance Exchange	Ownership	80.000	Farmers Insurance Exchange	N	
.0069	Farmers Insurance Group	21636	95-2655893				Farmers Insurance Company of Oregon	OR	IA	Truck Insurance Exchange	Ownership	20.000	Farmers Insurance Exchange	N	
.0069	Farmers Insurance Group	21644	95-2655894				Farmers Insurance Company of Washington	WA	IA	Fire Insurance Exchange	Ownership	80.000	Fire Insurance Exchange	N	
.0069	Farmers Insurance Group	21644	95-2655894				Farmers Insurance Company of Washington	WA	IA	Truck Insurance Exchange	Ownership	20.000	Fire Insurance Exchange	N	
.0069	Farmers Insurance Group	21628	48-0609012				Farmers Insurance Company, Inc.	KS	IA	Farmers Insurance Exchange	Ownership	90.000	Farmers Insurance Exchange	N	
.0069	Farmers Insurance Group	21628	48-0609012				Farmers Insurance Company, Inc.	KS	IA	Fire Insurance Exchange	Ownership	10.000	Farmers Insurance Exchange	N	
.0069	Farmers Insurance Group	21652	95-2575893				Farmers Insurance Exchange	CA	UIP	See Note 1	Other			N	
.0069	Farmers Insurance Group	28487	22-2640040				Farmers Insurance Hawaii, Inc.	HI	IA	Mid-Century Insurance Company	Ownership	100.000	Farmers Insurance Exchange	N	
.0069	Farmers Insurance Group	36889	31-0956373				Farmers Insurance of Columbus, Inc.	OH	IA	Farmers Insurance Exchange	Ownership	100.000	Farmers Insurance Exchange	N	
.0069	Farmers Insurance Group	10806	36-4165395				Farmers New Century Insurance Company	IL	IA	Illinois Farmers Insurance Company	Ownership	100.000	Farmers Insurance Exchange	N	
		00000	95-6048990				Farmers Services Insurance Agency	CA	NIA	Truck Insurance Exchange	Ownership	100.000	Truck Insurance Exchange	N	
										Foremost Insurance Company Grand Rapids, Michigan					
.0069	Farmers Insurance Group	43699	59-2326047				Farmers Specialty Insurance Company	MI	IA	Michigan	Ownership	100.000	Farmers Insurance Exchange	N	
.0069	Farmers Insurance Group	24392	74-1067657				Farmers Texas County Mutual Insurance Company	TX	IA	See Note 3	Management		Farmers Insurance Exchange	N	
		00000	27-0342907				FCOA, LLC	DE	NIA	Foremost Insurance Company Grand Rapids, Michigan	Ownership	100.000	Farmers Insurance Exchange	Y	
		00000	77-0530617				FFS Holding, LLC	NV	NIA	Mid-Century Insurance Company	Ownership	100.000	Farmers Insurance Exchange	Y	
.0069	Farmers Insurance Group	21660	95-6235715				Fire Insurance Exchange	CA	IA	See Note 4	Other			N	
.0069	Farmers Insurance Group	29254	38-1721730				Foremost County Mutual Insurance Company	TX	IA	See Note 5	Management		Farmers Insurance Exchange	N	
		00000	38-2505922				Foremost Express Insurance Agency, Inc.	MI	NIA	FCOA, LLC	Ownership	100.000	Farmers Insurance Exchange	N	
							Foremost Insurance Company Grand Rapids, Michigan								
.0069	Farmers Insurance Group	11185	38-1407533				Foremost Insurance Company Grand Rapids, Michigan	MI	IA	Farmers Insurance Exchange	Ownership	80.000	Farmers Insurance Exchange	N	
.0069	Farmers Insurance Group	11185	38-1407533				Foremost Insurance Company Grand Rapids, Michigan	MI	IA	Fire Insurance Exchange	Ownership	10.000	Farmers Insurance Exchange	N	
.0069	Farmers Insurance Group	11185	38-1407533				Foremost Insurance Company Grand Rapids, Michigan	MI	IA	Truck Insurance Exchange	Ownership	10.000	Farmers Insurance Exchange	N	
.0069	Farmers Insurance Group	41688	75-1779175				Foremost Lloyds of Texas	TX	IA	See Note 6	Management		Farmers Insurance Exchange	N	
							Foremost Property and Casualty Insurance Company								
.0069	Farmers Insurance Group	11800	35-1604635				Foremost Signature Insurance Company	MI	IA	Michigan	Ownership	100.000	Farmers Insurance Exchange	N	
.0069	Farmers Insurance Group	41513	38-2430150				GP, LLC	DE	NIA	Bristol West Holdings, Inc.	Ownership	100.000	Farmers Insurance Exchange	N	
		00000	65-1142050				Hawaii Insurance Consultants, Ltd.	HI	NIA	Mid-Century Insurance Company	Ownership	100.000	Farmers Insurance Exchange	Y	
.0069	Farmers Insurance Group	21679	36-2661515				Illinois Farmers Insurance Company	IL	IA	Farmers Insurance Exchange	Ownership	100.000	Farmers Insurance Exchange	N	
		00000	65-0881673				Insurance Data Systems, G.P.	FL	NIA	Bristol West Holdings, Inc.	Ownership	99.900	Farmers Insurance Exchange	N	
		00000	65-0881673				Insurance Data Systems, G.P.	FL	NIA	GP, LLC	Ownership	0.100	Farmers Insurance Exchange	N	
		00000	38-2336672				Kraft Lake Insurance Agency, Inc.	MI	NIA	FCOA, LLC	Ownership	100.000	Farmers Insurance Exchange	N	
.0069	Farmers Insurance Group	21687	95-6016640				Mid-Century Insurance Company	CA	IA	Farmers Insurance Exchange	Ownership	80.000	Farmers Insurance Exchange	N	
.0069	Farmers Insurance Group	21687	95-6016640				Mid-Century Insurance Company	CA	IA	Fire Insurance Exchange	Ownership	10.000	Farmers Insurance Exchange	N	
.0069	Farmers Insurance Group	21687	95-6016640				Mid-Century Insurance Company	CA	IA	Truck Insurance Exchange	Ownership	10.000	Farmers Insurance Exchange	N	
.0069	Farmers Insurance Group	28673	74-2448744				Mid-Century Insurance Company of Texas	TX	IA	Farmers Insurance Exchange	Ownership	100.000	Farmers Insurance Exchange	N	
							Neighborhood Spirit Property and Casualty Company								
.0069	Farmers Insurance Group	10317	95-4528264					CA	IA	Fire Insurance Exchange	Ownership	80.000	Fire Insurance Exchange	N	

SCHEDULE Y
PART 1A - DETAIL OF INSURANCE HOLDING COMPANY SYSTEM

1	2	3	4	5	6	7	8	9	10	11	12	13	14	15	16
Group Code	Group Name	NAIC Company Code	ID Number	Federal RSSD	CIK	Name of Securities Exchange if Publicly Traded (U.S. or International)	Names of Parent, Subsidiaries Or Affiliates	Domi-ciliary Location	Relation-ship to Reporting Entity	Directly Controlled by (Name of Entity/Person)	Type of Control (Ownership, Board, Management, Attorney-in-Fact, Influence, Other)	If Control is Ownership Provide Percen-tage	Ultimate Controlling Entity(ies)/Person(s)	Is an SCA Filing Re-quired? (Y/N)	*
.0069	Farmers Insurance Group	.10317	95-4528264				Neighborhood Spirit Property and Casualty Company	.CA	.IA	Truck Insurance Exchange	Ownership	20.000	Fire Insurance Exchange	.N	
.0069	Farmers Insurance Group	.33120	65-0109120				Security National Insurance Company	.FL	.IA	Bristol West Holdings, Inc.	Ownership	100.000	Farmers Insurance Exchange	.N	
.0069	Farmers Insurance Group	.21695	94-1663548				Texas Farmers Insurance Company	.TX	.IA	Farmers Insurance Exchange	Ownership	86.280	Farmers Insurance Exchange	.N	
.0069	Farmers Insurance Group	.21695	94-1663548				Texas Farmers Insurance Company	.TX	.IA	Mid Century Insurance Company	Ownership	13.720	Farmers Insurance Exchange	.N	
.0069	Farmers Insurance Group	.21709	95-2575892				Truck Insurance Exchange	.CA	.IA	See Note 7	Other			.N	
		.00000	74-1593853				Western Star Insurance Services, Inc.	.TX	.NIA	FOA, LLC	Ownership	100.000	Farmers Insurance Exchange	.N	
	***THE FOLLOWING ARE ZURICH INSURANCE GROUP ENTITIES WITHIN NAIC GROUP CODE 0212 AND ARE NOT INCLUDED IN FARMERS INSURANCE GROUP WITHIN NAIC GROUP CODE 0069						***			***			***		
		.00000					Access Franchise Management Limited	.GBR	.OTH	Zurich Assurance Ltd	Ownership	100.000	Zurich Insurance Group Ltd.	.N	.12
		.00000					ACN 000 141 051 Ltd.	.AUS	.OTH	Zurich Financial Services Australia Limited	Ownership	100.000	Zurich Insurance Group Ltd.	.N	.12
		.00000					ADAC Autoversicherung AG	.DEU	.OTH	(Deutschland)	Ownership	51.000	Zurich Insurance Group Ltd.	.N	.12
		.00000					Afterland Limited	.GBR	.OTH	Zurich Assurance Ltd	Ownership	100.000	Zurich Insurance Group Ltd.	.N	.12
		.00000					AG Haus der Wirtschaft	.CHE	.OTH	Zurich Versicherungs-Gesellschaft AG	Ownership	8.163	Zurich Insurance Group Ltd.	.N	.12
		.00000					Allied Dunbar Assurance plc	.GBR	.OTH	Zurich Financial Services (UKISA) Nominees Limited	Ownership	100.000	Zurich Insurance Group Ltd.	.N	.12
		.00000					Allied Dunbar Financial Services Limited	.GBR	.OTH	Allied Dunbar Assurance plc	Ownership	100.000	Zurich Insurance Group Ltd.	.N	.12
		.00000					Allied Dunbar Healthcare Marketing Limited	.GBR	.OTH	Allied Dunbar Assurance plc	Ownership	100.000	Zurich Insurance Group Ltd.	.N	.12
		.00000					Allied Dunbar Property Services Limited	.GBR	.OTH	Allied Dunbar Assurance plc	Ownership	100.000	Zurich Insurance Group Ltd.	.N	.12
		.00000					Allied Dunbar Provident plc	.GBR	.OTH	Allied Dunbar Assurance plc	Ownership	100.000	Zurich Insurance Group Ltd.	.N	.12
		.00000					Allied Zurich Holdings Limited	.JEY	.OTH	Zurich Versicherungs-Gesellschaft AG	Ownership	100.000	Zurich Insurance Group Ltd.	.N	.12
		.00000					Allied Zurich Limited	.GBR	.OTH	Zurich Insurance Group Ltd.	Ownership	100.000	Zurich Insurance Group Ltd.	.N	.12
.0212	Zurich U.S. Insurance Pool Group	.26247	36-6071400				American Guarantee and Liability Insurance Company	.NY	.OTH	Zurich American Insurance Company	Ownership	100.000	Zurich Insurance Group Ltd.	.Y	.12
.0212	Zurich U.S. Insurance Pool Group	.40142	36-3141762				American Zurich Insurance Company	.IL	.OTH	Steadfast Insurance Company	Ownership	100.000	Zurich Insurance Group Ltd.	.Y	.12
		.00000					Applyhere Pty Ltd	.AUS	.OTH	Davidson Trahaire Holding Pty Ltd	Ownership	100.000	Zurich Insurance Group Ltd.	.N	.12
		.00000					Ashdale Land and Property Company Limited	.GBR	.OTH	Zurich Insurance plc	Ownership	100.000	Zurich Insurance Group Ltd.	.N	.12
		.00000					Asistbras S/A Assistência ao Viajante	.BRA	.OTH	Travel Ace Internacional de Servicios S.A.	Ownership	65.000	Zurich Insurance Group Ltd.	.N	.12
		.00000					Assistance Online (China) Co Ltd	.CHN	.OTH	Assistancee Online Pte. Ltd	Ownership	100.000	Zurich Insurance Group Ltd.	.N	.12
		.00000					Assistancee Online HK Ltd	.HKG	.OTH	Assistancee Online HK Ltd	Ownership	0.000	Zurich Insurance Group Ltd.	.N	.12
		.00000					Assistancee Online HK Ltd	.HKG	.OTH	Assistancee Online Pte. Ltd	Ownership	100.000	Zurich Insurance Group Ltd.	.N	.12
		.00000					Assistancee Online Pte. Ltd	.SGP	.OTH	Customer Care Assistance Pty Ltd	Ownership	100.000	Zurich Insurance Group Ltd.	.N	.12
		.00000					Associated Marine Insurers Agents Pty. Limited	.AUS	.OTH	Zurich Financial Services Australia Limited	Ownership	100.000	Zurich Insurance Group Ltd.	.N	.12
		.00000					ASTIS Holdings Limited	.AUS	.OTH	Cover-More Finance Pty Limited	Ownership	100.000	Zurich Insurance Group Ltd.	.N	.12
		.00000	36-4851720				Aust Office 1, LLC	.DE	.OTH	Zurich American Insurance Company	Ownership	100.000	Zurich Insurance Group Ltd.	.N	.12
		.00000					Ballykilliane Holdings Limited	.IRL	.OTH	Zurich Insurance plc	Ownership	100.000	Zurich Insurance Group Ltd.	.N	.12
		.00000					Bansabadell Pensiones, E.G.F.P, S.A.	.ESP	.OTH	Zurich Vida, Compania de Seguros y Reaseguros, S.A. - Socied	Ownership	50.000	Zurich Insurance Group Ltd.	.N	.12
		.00000					Bansabadell Seguros Generales, S.A. de Seguros y Reaseguros	.ESP	.OTH	Zurich Versicherungs-Gesellschaft AG	Ownership	50.000	Zurich Insurance Group Ltd.	.N	.12
		.00000					Bansabadell Servicios Auxiliares De Seguros, S.L.	.ESP	.OTH	Bansabadell Seguros Generales, S.A. de Seguros y Reaseguros	Ownership	100.000	Zurich Insurance Group Ltd.	.N	.12
		.00000					Bansabadell Vida S.A. de Seguros y Reaseguros	.ESP	.OTH	Zurich Vida, Compania de Seguros y Reaseguros, S.A. - Socied	Ownership	50.000	Zurich Insurance Group Ltd.	.N	.12
		.00000					Benefit Finance Partners, L.L.C.	.DE	.OTH	Zurich Benefit Finance LLC	Ownership	50.000	Zurich Insurance Group Ltd.	.N	.12

SCHEDULE Y
PART 1A - DETAIL OF INSURANCE HOLDING COMPANY SYSTEM

1	2	3	4	5	6	7	8	9	10	11	12	13	14	15	16
Group Code	Group Name	NAIC Company Code	ID Number	Federal RSSD	CIK	Name of Securities Exchange if Publicly Traded (U.S. or International)	Names of Parent, Subsidiaries Or Affiliates	Domi-ciliary Location	Relation-ship to Reporting Entity	Directly Controlled by (Name of Entity/Person)	Type of Control (Ownership, Board, Management, Attorney-in-Fact, Influence, Other)	If Control is Owner-ship Provide Percen-tage	Ultimate Controlling Entity(ies)/Person(s)	Is an SCA Filing Re-quired? (Y/N)	*
		.00000	13-4097988				BFP Securities LLC	.DE	.OTH	Benefit Finance Partners, L.L.C.	Ownership	100.000	Zurich Insurance Group Ltd.	.N	.12
		.00000					Bloomington Office LP	.DE	.OTH	Zurich Structured Finance, Inc.	Ownership	99.000	Zurich Insurance Group Ltd.	.N	.12
		.00000					Bloomington Office MGP Manager, Inc	.DE	.OTH	Zurich Structured Finance, Inc.	Ownership	100.000	Zurich Insurance Group Ltd.	.N	.12
		.00000					Bloomington Office MGP, LLC	.DE	.OTH	Zurich Structured Finance, Inc.	Ownership	99.000	Zurich Insurance Group Ltd.	.N	.12
		.00000					Bloomington Office MGP, LLC	.DE	.OTH	Bloomington Office MGP Manager, Inc	Ownership	1.000	Zurich Insurance Group Ltd.	.N	.12
		.00000					Blue Insurance Australia Pty Ltd	.AUS	.OTH	Blue Insurance Limited	Ownership	100.000	Zurich Insurance Group Ltd.	.N	.12
		.00000					Blue Insurance Limited	.JRL	.OTH	Cover-More Australia Pty Ltd	Ownership	97.610	Zurich Insurance Group Ltd.	.N	.12
		.00000					Blue Marble Capital L.P.	.BMU	.OTH	Blue Marble Micro Limited	Ownership	100.000	Zurich Insurance Group Ltd.	.N	.12
		.00000					Blue Marble Micro Limited	.GBR	.OTH	Zürich Versicherungs-Gesellschaft AG	Ownership	100.000	Zurich Insurance Group Ltd.	.N	.12
		.00000					Blue Marble Microinsurance, Inc.	.DE	.OTH	Blue Marble Micro Limited	Ownership	100.000	Zurich Insurance Group Ltd.	.N	.12
							Bonnfinanz Aktiengesellschaft fur								
		.00000					Vermögensberatung und Verm	.DEU	.OTH	Deutscher Herold Aktiengesellschaft	Ownership	100.000	Zurich Insurance Group Ltd.	.N	.12
		.00000					Bonus Pensionskassen Aktiengesellschaft	.AUT	.OTH	Zurich Versicherungs-Aktiengesellschaft	Ownership	87.500	Zurich Insurance Group Ltd.	.N	.12
		.00000					BONUS Vorsorgekasse AG	.AUT	.OTH	Zurich Versicherungs-Aktiengesellschaft	Ownership	50.000	Zurich Insurance Group Ltd.	.N	.12
		.00000	47-2289489				BOS Apt 1, LLC	.DE	.OTH	Zurich American Insurance Company	Ownership	100.000	Zurich Insurance Group Ltd.	.N	.12
		.00000	47-2445859				BOS Apt 2, LLC	.DE	.OTH	Zurich American Insurance Company	Ownership	100.000	Zurich Insurance Group Ltd.	.N	.12
		.00000	47-1046245				BOS Office 2 LLC	.DE	.OTH	Zurich American Insurance Company	Ownership	100.000	Zurich Insurance Group Ltd.	.N	.12
		.00000	47-2483669				BOS Office 3, LLC	.DE	.OTH	Farmers New World Life Insurance Company	Ownership	100.000	Zurich Insurance Group Ltd.	.N	.11
		.00000	37-1849541				BOS Office 4, LLC	.DE	.OTH	Zurich American Insurance Company	Ownership	100.000	Zurich Insurance Group Ltd.	.N	.12
		.00000	47-4684158				BOS Retail 1, LLC	.DE	.OTH	Zurich American Insurance Company	Ownership	100.000	Zurich Insurance Group Ltd.	.N	.12
		.00000					Bright Box Europe S.A.	.CHE	.OTH	Bright Box HK Limited	Ownership	100.000	Zurich Insurance Group Ltd.	.N	.12
		.00000					Bright Box HK Limited	.CHN	.OTH	Zürich Versicherungs-Gesellschaft AG	Ownership	100.000	Zurich Insurance Group Ltd.	.N	.12
		.00000					Bright Box Hungary KFT	.HUN	.OTH	Bright Box HK Limited	Ownership	100.000	Zurich Insurance Group Ltd.	.N	.12
		.00000					Bright Box Middle East FZCO	.ARE	.OTH	Bright Box HK Limited	Ownership	100.000	Zurich Insurance Group Ltd.	.N	.12
		.00000					Brinker Retail MGP, LLC	.DE	.OTH	Zurich Structured Finance, Inc.	Ownership	99.000	Zurich Insurance Group Ltd.	.N	.12
		.00000					Bristlecourt Limited	.GBR	.OTH	Zurich Assurance Ltd	Ownership	100.000	Zurich Insurance Group Ltd.	.N	.12
										Zurich Insurance Company Ltd, Bermuda					
		.00000					Cayley Aviation Ltd.	.BMU	.OTH	Branch	Ownership	100.000	Zurich Insurance Group Ltd.	.N	.12
		.00000					Celta Assistance SL	.ESP	.OTH	Universal Assistance S.A.	Ownership	100.000	Zurich Insurance Group Ltd.	.N	.12
.0212	Zurich Ins Group	.00000	13-4038482				Centre Group Holdings (U.S.) Limited	.DE	.OTH	Zurich Finance Company Ltd	Ownership	100.000	Zurich Insurance Group Ltd.	.N	.12
.0212	Zurich Ins Group	.34649	13-2653231				Centre Insurance Company	.DE	.OTH	Centre Solutions (U.S.) Limited	Ownership	100.000	Zurich Insurance Group Ltd.	.N	.12
		.80896	04-1589940				Centre Life Insurance Company	.MA	.OTH	Centre Solutions (U.S.) Limited	Ownership	100.000	Zurich Insurance Group Ltd.	.N	.12
		.00000	AA-3190673				Centre Reinsurance (U.S.) Limited	.BMU	.OTH	Centre Group Holdings (U.S.) Limited	Ownership	100.000	Zurich Insurance Group Ltd.	.N	.12
		.00000					Centre Solutions (Bermuda) Limited	.BMU	.OTH	Zurich Finance Company Ltd	Ownership	100.000	Zurich Insurance Group Ltd.	.N	.12
		.00000	AA-3190822				Centre Solutions (U.S.) Limited	.BMU	.OTH	Centre Group Holdings (U.S.) Limited	Ownership	100.000	Zurich Insurance Group Ltd.	.N	.12
		.00000	30-1113235				Charlotte Office 1, LLC	.DE	.OTH	Zurich American Insurance Company	Ownership	100.000	Zurich Insurance Group Ltd.	.N	.12
		.00000	38-3988749				CHI APT 1, LLC	.DE	.OTH	Zurich American Insurance Company	Ownership	100.000	Zurich Insurance Group Ltd.	.N	.12
		.00000	47-4429730				CHI IND 1, LLC	.DE	.OTH	Farmers New World Life Insurance Company	Ownership	100.000	Zurich Insurance Group Ltd.	.N	.11
		.00000					Chilena Consolidada Seguros de Vida S.A.	.CHL	.OTH	Inversiones Suizo Chilena S.A.	Ownership	98.977	Zurich Insurance Group Ltd.	.N	.12
		.00000	AA-2280100		196453	Bolsa de Comercio de Santiago	Chilena Consolidada Seguros Generales S.A.	.CHL	.OTH	Chilena Consolidada Seguros de Vida S.A.	Ownership	7.405	Zurich Insurance Group Ltd.	.N	.12
		.00000	AA-2280100		196453	Bolsa de Comercio de Santiago	Chilena Consolidada Seguros Generales S.A.	.CHL	.OTH	Inversiones Suizo Chilena S.A.	Ownership	82.732	Zurich Insurance Group Ltd.	.N	.12
		.00000					City of London Insurance Company Limited	.GBR	.OTH	Eagle Star Insurance Company Limited	Ownership	100.000	Zurich Insurance Group Ltd.	.N	.12
		.00000			0000034431	Second Marche part of EURONEXT PARIS stock exchange since 1987	COFITEM-COFIMUR	.FRA	.OTH	Zurich Versicherungs-Gesellschaft AG	Ownership	12.405	Zurich Insurance Group Ltd.	.N	.12
		.00000					Collierville Center, LP	.DE	.OTH	Zurich Structured Finance, Inc.	Ownership	99.000	Zurich Insurance Group Ltd.	.N	.12
		.00000					Collierville MGP Manager, Inc.	.DE	.OTH	Zurich Structured Finance, Inc.	Ownership	100.000	Zurich Insurance Group Ltd.	.N	.12
		.00000					Collierville Office MGP, LLC	.DE	.OTH	Zurich Structured Finance, Inc.	Ownership	99.000	Zurich Insurance Group Ltd.	.N	.12
		.00000					Collierville Office MGP, LLC	.DE	.OTH	Collierville MGP Manager, Inc.	Ownership	1.000	Zurich Insurance Group Ltd.	.N	.12
.0212	Zurich U.S. Insurance Pool Group	.34347	52-1096670				Colonial American Casualty and Surety Company	.MD	.OTH	Fidelity and Deposit Company of Maryland	Ownership	100.000	Zurich Insurance Group Ltd.	.Y	.12
		.00000					Community Trust Services Limited	.GBR	.OTH	Zurich Community Trust (UK) Limited	Ownership	99.000	Zurich Insurance Group Ltd.	.N	.12

SCHEDULE Y
PART 1A - DETAIL OF INSURANCE HOLDING COMPANY SYSTEM

1	2	3	4	5	6	7	8	9	10	11	12	13	14	15	16
Group Code	Group Name	NAIC Company Code	ID Number	Federal RSSD	CIK	Name of Securities Exchange if Publicly Traded (U.S. or International)	Names of Parent, Subsidiaries Or Affiliates	Domi-ciliary Location	Relation-ship to Reporting Entity	Directly Controlled by (Name of Entity/Person)	Type of Control (Ownership, Board, Management, Attorney-in-Fact, Influence, Other)	If Control is Owner-ship Provide Percen-tage	Ultimate Controlling Entity(ies)/Person(s)	Is an SCA Filing Re-quired? (Y/N)	*
		.00000					Community Trust Services Limited	.GBR	.OTH	Zurich Financial Services (UKISA) Nominees Limited	Ownership	1.000	Zurich Insurance Group Ltd.	.N	.12
		.00000					Concisa Vorsorgeberatung und Management AG	.AUT	.OTH	Bonus Pensionskassen Aktiengesellschaft	Ownership	100.000	Zurich Insurance Group Ltd.	.N	.12
		.00000					Concourse Skelmersdale Limited	.GBR	.OTH	Zurich Financial Services (UKISA) Limited	Ownership	100.000	Zurich Insurance Group Ltd.	.N	.12
		.00000					Cover-More (NZ) Limited	.NZL	.OTH	Cover-More Australia Pty Ltd	Ownership	100.000	Zurich Insurance Group Ltd.	.N	.12
		.00000					Cover-More Asia Pte. Ltd	.SGP	.OTH	Travel Assist Pty Limited	Ownership	100.000	Zurich Insurance Group Ltd.	.N	.12
		.00000					Cover-More Australia Pty Ltd	.AUS	.OTH	Cover-More Holdings Pty Ltd	Ownership	100.000	Zurich Insurance Group Ltd.	.N	.12
		.00000					Cover-More Finance Pty Limited	.AUS	.OTH	Cover-More Group Limited	Ownership	100.000	Zurich Insurance Group Ltd.	.N	.12
		.00000					Cover-More Group Limited	.AUS	.OTH	Zurich Travel Solutions Pty Limited	Ownership	100.000	Zurich Insurance Group Ltd.	.N	.12
		.00000					Cover-More Holdings Pty Ltd	.AUS	.OTH	Travel Assist Pty Limited	Ownership	100.000	Zurich Insurance Group Ltd.	.N	.12
		.00000					Cover-More Holdings USA Inc.	.DE	.OTH	Travel Assist Pty Limited	Ownership	100.000	Zurich Insurance Group Ltd.	.N	.12
		.00000					Cover-More Inc.	.DE	.OTH	Cover-More Holdings USA Inc.	Ownership	100.000	Zurich Insurance Group Ltd.	.N	.12
		.00000					Cover-More Insurance Services Limited	.GBR	.OTH	Cover-More Australia Pty Ltd	Ownership	100.000	Zurich Insurance Group Ltd.	.N	.12
		.00000					Cover-More Insurance Services Pty Ltd	.AUS	.OTH	Travel Assist Pty Limited	Ownership	100.000	Zurich Insurance Group Ltd.	.N	.12
		.00000								Zurich Insurance Company Ltd, Bermuda Branch	Ownership	100.000	Zurich Insurance Group Ltd.	.N	.12
		.00000	83-2914126				CP Holding Limited	.VGB	.OTH		Ownership	100.000	Zurich Insurance Group Ltd.	.N	.12
		.00000					CREC (Birmingham), LLC	.DE	.OTH	Zurich Structured Finance, Inc.	Ownership	100.000	Zurich Insurance Group Ltd.	.N	.12
		.00000					CREC (COLLIERVILLE), LLC	.DE	.OTH	Zurich Structured Finance, Inc.	Ownership	100.000	Zurich Insurance Group Ltd.	.N	.12
		.00000					CREC (Durham), LLC	.DE	.OTH	Zurich Structured Finance, Inc.	Ownership	100.000	Zurich Insurance Group Ltd.	.N	.12
		.00000					CREC (Sacramento), LLC	.DE	.OTH	Zurich Structured Finance, Inc.	Ownership	100.000	Zurich Insurance Group Ltd.	.N	.12
		.00000					CTH Affordable Housing Corporation	.DE	.OTH	Zurich Structured Finance, Inc.	Ownership	100.000	Zurich Insurance Group Ltd.	.N	.12
		.00000					CTH Affordable Housing Investor, Inc.	.DE	.OTH	CTH Affordable Housing Corporation	Ownership	100.000	Zurich Insurance Group Ltd.	.N	.12
		.00000					CTH/Landmark SLP, Inc.	.IL	.OTH	CTH Affordable Housing Corporation	Ownership	100.000	Zurich Insurance Group Ltd.	.N	.12
		.00000					Cursud N.V.	.ANT	.OTH	Zurich Versicherungs-Gesellschaft AG	Ownership	100.000	Zurich Insurance Group Ltd.	.N	.12
		.00000					Customer Care Assistance Pty Ltd	.AUS	.OTH	Customer Care Holdings Pty Ltd	Ownership	100.000	Zurich Insurance Group Ltd.	.N	.12
		.00000					Customer Care Holdings Pty Ltd	.AUS	.OTH	Travel Assist Pty Limited	Ownership	100.000	Zurich Insurance Group Ltd.	.N	.12
		.00000					Customer Care Pty Ltd	.AUS	.OTH	Customer Care Holdings Pty Ltd	Ownership	100.000	Zurich Insurance Group Ltd.	.N	.12
		.00000					DA Deutsche Allgemeine Versicherung Aktiengesellschaft	.DEU	.OTH	Zürich Beteiligungs-Aktiengesellschaft (Deutschland)	Ownership	100.000	Zurich Insurance Group Ltd.	.N	.12
		.00000					Dallas Office MGP Manager, Inc.	.DE	.OTH	Zurich Structured Finance, Inc.	Ownership	100.000	Zurich Insurance Group Ltd.	.N	.12
		.00000					Dallas Office MGP, LLC	.DE	.OTH	Zurich Structured Finance, Inc.	Ownership	99.000	Zurich Insurance Group Ltd.	.N	.12
		.00000					Dallas Office MGP, LLC	.DE	.OTH	Dallas Office MGP Manager, Inc.	Ownership	1.000	Zurich Insurance Group Ltd.	.N	.12
		.00000					Dallas Tower LP	.DE	.OTH	Zurich Structured Finance, Inc.	Ownership	99.000	Zurich Insurance Group Ltd.	.N	.12
		.00000					Davidson Trahaire Corpsych (Singapore) Pte. Limited	.SGP	.OTH	DTC Bidco Pty Ltd	Ownership	100.000	Zurich Insurance Group Ltd.	.N	.12
		.00000					Davidson Trahaire Corpsych Pty Ltd	.AUS	.OTH	Davidson Trahaire Holding Pty Ltd	Ownership	65.000	Zurich Insurance Group Ltd.	.N	.12
		.00000					Davidson Trahaire Corpsych Pty Ltd	.AUS	.OTH	Applyhere Pty Ltd	Ownership	35.000	Zurich Insurance Group Ltd.	.N	.12
		.00000					Davidson Trahaire Holding Pty Ltd	.AUS	.OTH	DTC Australia Pty Ltd	Ownership	100.000	Zurich Insurance Group Ltd.	.N	.12
		.00000					DB Vita S.A.	.LUX	.OTH	Deutscher Herold Aktiengesellschaft	Ownership	25.000	Zurich Insurance Group Ltd.	.N	.12
		.00000	47-4654837				DC Apt 1, LLC	.DE	.OTH	Zurich American Insurance Company	Ownership	100.000	Zurich Insurance Group Ltd.	.N	.12
		.00000	82-2833981				DC Retail 1, LLC	.DE	.OTH	Farmers New World Life Insurance Company	Ownership	100.000	Zurich Insurance Group Ltd.	.N	.11
		.00000					Delkir S.A.	.URY	.OTH	Zürich Versicherungs-Gesellschaft AG	Ownership	100.000	Zurich Insurance Group Ltd.	.N	.12
		.00000					Delta Wetlands Properties	.IL	.OTH	KLMLP 2, LLC	Ownership	90.000	Zurich Insurance Group Ltd.	.N	.12
		.00000					Delta Wetlands Properties	.IL	.OTH	KLMLP 3, LLC	Ownership	10.000	Zurich Insurance Group Ltd.	.N	.12
		.00000	47-1387852				DEN Retail 1 LLC	.DE	.OTH	Farmers New World Life Insurance Company	Ownership	100.000	Zurich Insurance Group Ltd.	.N	.11
		.00000					Derimed S.A.	.ARG	.OTH	Zürich Versicherungs-Gesellschaft AG	Ownership	100.000	Zurich Insurance Group Ltd.	.N	.12
		.00000					Deutsche Zurich Pensiones, Entidad Gestora de Fondos de Pens	.ESP	.OTH	Reaseguros, S.A. - Socied	Ownership	50.000	Zurich Insurance Group Ltd.	.N	.12
		.00000								Zurich Beteiligungs-Aktiengesellschaft (Deutschland)	Ownership	79.826	Zurich Insurance Group Ltd.	.N	.12
		.00000					Deutscher Herold Aktiengesellschaft	.DEU	.OTH	Deutscher Herold Aktiengesellschaft	Ownership	74.900	Zurich Insurance Group Ltd.	.N	.12
		.00000					Deutscher Pensionsfonds Aktiengesellschaft	.DEU	.OTH	Deutscher Herold Aktiengesellschaft	Ownership	22.000	Zurich Insurance Group Ltd.	.N	.12
		.00000					Deutsches Institut fur Altersvorsorge GmbH	.DEU	.OTH	Deutscher Herold Aktiengesellschaft	Ownership	22.000	Zurich Insurance Group Ltd.	.N	.12
		.00000					Digital Insurance Group B.V.	.NLD	.OTH	Zürich Versicherungs-Gesellschaft AG	Ownership	10.000	Zurich Insurance Group Ltd.	.N	.12
		.00000	06-1427246				Disability Management Services, Inc.	.CT	.OTH	Centre Group Holdings (U.S.) Limited	Ownership	40.000	Zurich Insurance Group Ltd.	.N	.12

SCHEDULE Y
PART 1A - DETAIL OF INSURANCE HOLDING COMPANY SYSTEM

1	2	3	4	5	6	7	8	9	10	11	12	13	14	15	16
Group Code	Group Name	NAIC Company Code	ID Number	Federal RSSD	CIK	Name of Securities Exchange if Publicly Traded (U.S. or International)	Names of Parent, Subsidiaries Or Affiliates	Domi-ciliary Location	Relation-ship to Reporting Entity	Directly Controlled by (Name of Entity/Person)	Type of Control (Ownership, Board, Management, Attorney-in-Fact, Influence, Other)	If Control is Owner-ship Provide Percen-tage	Ultimate Controlling Entity(ies)/Person(s)	Is an SCA Filing Re-quired? (Y/N)	*
		.00000					DTC Australia Pty LtdAUS	.OTH	DTC Bidco Pty Ltd	Ownership.....	100.000	Zurich Insurance Group Ltd.N	..12
		.00000					DTC Bidco Pty LtdAUS	.OTH	DTC Holdco Pty Ltd	Ownership.....	100.000	Zurich Insurance Group Ltd.N	..12
		.00000					DTC Holdco Pty LtdAUS	.OTH	ASTIS Holdings Limited	Ownership.....	100.000	Zurich Insurance Group Ltd.N	..12
		.00000					DTC NZ Bidco LimitedNZL	.OTH	DTC Bidco Pty Ltd	Ownership.....	100.000	Zurich Insurance Group Ltd.N	..12
		.00000					Dunbar Assets IrelandIRL	.OTH	Zurich Finance Company Ltd	Ownership.....	0.037	Zurich Insurance Group Ltd.N	..12
		.00000					Dunbar Assets IrelandIRL	.OTH	ZCMC II Holdings Limited	Ownership.....	99.963	Zurich Insurance Group Ltd.N	..12
		.00000					Dunbar Assets plcGBR	.OTH	Dunbar Assets Ireland	Ownership.....	100.000	Zurich Insurance Group Ltd.N	..12
		.00000					Dunbar Nominees LimitedGBR	.OTH	Dunbar Assets plc	Ownership.....	100.000	Zurich Insurance Group Ltd.N	..12
		.00000					Dunbar Sports and Social Club LimitedGBR	.OTH	Allied Dunbar Assurance plc	Ownership.....	100.000	Zurich Insurance Group Ltd.N	..12
		.00000					Dustal S.A.URY	.OTH	Zürich Versicherungs-Gesellschaft AG	Ownership.....	100.000	Zurich Insurance Group Ltd.N	..12
		.00000					Eagle Star (Leasing) LimitedGBR	.OTH	Zurich Assurance Ltd	Ownership.....	100.000	Zurich Insurance Group Ltd.N	..12
		.00000					Eagle Star Direct (Camberley) LimitedGBR	.OTH	Zurich Insurance Company (U.K.) Limited	Ownership.....	100.000	Zurich Insurance Group Ltd.N	..12
		.00000					Eagle Star Direct Services LimitedGBR	.OTH	Zurich UK General Services Limited	Ownership.....	100.000	Zurich Insurance Group Ltd.N	..12
		.00000					Eagle Star Estates LimitedGBR	.OTH	Zurich Assurance Ltd	Ownership.....	100.000	Zurich Insurance Group Ltd.N	..12
		.00000					Eagle Star European Life Assurance Company LimitedIRL	.OTH	Zurich Life Assurance plc	Ownership.....	100.000	Zurich Insurance Group Ltd.N	..12
		.00000					Eagle Star Executives Pension Trustee LimitedGBR	.OTH	Zurich Financial Services (UKISA) Limited	Ownership.....	100.000	Zurich Insurance Group Ltd.N	..12
		.00000					Eagle Star Farms LimitedGBR	.OTH	Zurich Assurance Ltd	Ownership.....	100.000	Zurich Insurance Group Ltd.N	..12
		.00000					Eagle Star Forests LimitedGBR	.OTH	Zurich Assurance Ltd	Ownership.....	100.000	Zurich Insurance Group Ltd.N	..12
		.00000					Eagle Star Group Holdings LimitedGBR	.OTH	Eagle Star Holdings Limited	Ownership.....	100.000	Zurich Insurance Group Ltd.N	..12
		.00000					Eagle Star Group Services LimitedGBR	.OTH	Eagle Star Holdings Limited	Ownership.....	100.000	Zurich Insurance Group Ltd.N	..12
		.00000					Eagle Star Holding Company of IrelandIRL	.OTH	Eagle Star Group Holdings Limited	Ownership.....	0.000	Zurich Insurance Group Ltd.N	..12
		.00000					Eagle Star Holding Company of IrelandIRL	.OTH	Zurich Assurance Ltd	Ownership.....	100.000	Zurich Insurance Group Ltd.N	..12
		.00000					Eagle Star Holdings LimitedGBR	.OTH	Zurich Financial Services (UKISA) Limited	Ownership.....	100.000	Zurich Insurance Group Ltd.N	..12
		.00000					Eagle Star Insurance Company LimitedGBR	.OTH	Zurich Versicherungs-Gesellschaft AG	Ownership.....	100.000	Zurich Insurance Group Ltd.N	..12
		.00000					Eagle Star Loans LimitedGBR	.OTH	Zurich Assurance Ltd	Ownership.....	100.000	Zurich Insurance Group Ltd.N	..12
		.00000					Eagle Star Securities LimitedGBR	.OTH	Zurich Insurance plc	Ownership.....	100.000	Zurich Insurance Group Ltd.N	..12
		.00000					Edilspettacolo SRLITA	.OTH	Zurich Insurance Company Ltd – Rappresentanza Generale per l	Ownership.....	35.712	Zurich Insurance Group Ltd.N	..12
.0212	Zurich U.S. Insurance Pool Group	.21326	47-6022701				Empire Fire and Marine Insurance CompanyNE	.OTH	Zurich American Insurance Company	Ownership.....	100.000	Zurich Insurance Group Ltd.Y	..12
.0212	Zurich U.S. Insurance Pool Group	.21334	73-6091717				Empire Indemnity Insurance CompanyOK	.OTH	Zurich American Insurance Company	Ownership.....	100.000	Zurich Insurance Group Ltd.Y	..12
		.00000					Employee Services LimitedGBR	.OTH	Allied Dunbar Financial Services Limited	Ownership.....	100.000	Zurich Insurance Group Ltd.N	..12
		.00000					Endsleigh Financial Services LimitedGBR	.OTH	Zurich Holdings (UK) Limited	Ownership.....	100.000	Zurich Insurance Group Ltd.N	..12
		.00000					Endsleigh Pension Trustee LimitedGBR	.OTH	Zurich Holdings (UK) Limited	Ownership.....	100.000	Zurich Insurance Group Ltd.N	..12
		.00000					Eritage S.A.URY	.OTH	Zürich Versicherungs-Gesellschaft AG	Ownership.....	65.000	Zurich Insurance Group Ltd.N	..12
		.00000					ES (Walsall) Nominee LimitedGBR	.OTH	Zurich Assurance Ltd	Ownership.....	100.000	Zurich Insurance Group Ltd.N	..12
		.00000					ES Cannock Nominee 1 LimitedGBR	.OTH	Zurich Assurance Ltd	Ownership.....	100.000	Zurich Insurance Group Ltd.N	..12
		.00000					ES Cannock Nominee 2 LimitedGBR	.OTH	Zurich Assurance Ltd	Ownership.....	100.000	Zurich Insurance Group Ltd.N	..12
		.00000					ES Dudley Nominee 1 LimitedGBR	.OTH	Zurich Assurance Ltd	Ownership.....	100.000	Zurich Insurance Group Ltd.N	..12
		.00000					ES Dudley Nominee 2 LimitedGBR	.OTH	Zurich Assurance Ltd	Ownership.....	100.000	Zurich Insurance Group Ltd.N	..12
		.00000					ES Plympton Nominee 1 LimitedGBR	.OTH	Zurich Assurance Ltd	Ownership.....	100.000	Zurich Insurance Group Ltd.N	..12
		.00000					ES Plympton Nominee 2 LimitedGBR	.OTH	Zurich Assurance Ltd	Ownership.....	100.000	Zurich Insurance Group Ltd.N	..12
		.00000					ES Ramsgate Nominee 1 LimitedGBR	.OTH	Zurich Assurance Ltd	Ownership.....	100.000	Zurich Insurance Group Ltd.N	..12
		.00000					ES Ramsgate Nominee 2 LimitedGBR	.OTH	Zurich Assurance Ltd	Ownership.....	100.000	Zurich Insurance Group Ltd.N	..12
		.00000					ESI Financing LimitedGBR	.OTH	Eagle Star Insurance Company Limited	Ownership.....	0.000	Zurich Insurance Group Ltd.N	..12
		.00000					ESI Financing LimitedGBR	.OTH	Zurich Versicherungs-Gesellschaft AG	Ownership.....	100.000	Zurich Insurance Group Ltd.N	..12
		.00000					Euclid KY Annex, LPDE	.OTH	Zurich Structured Finance, Inc.	Ownership.....	99.000	Zurich Insurance Group Ltd.N	..12
		.00000					Euclid Office LPDE	.OTH	Zurich Structured Finance, Inc.	Ownership.....	99.000	Zurich Insurance Group Ltd.N	..12
		.00000					Euclid Warehouses LPDE	.OTH	Zurich Structured Finance, Inc.	Ownership.....	99.000	Zurich Insurance Group Ltd.N	..12
		.00000					Euroamérica Administradora General de Fondos S.A.CHL	.OTH	Chilena Consolidada Seguros de Vida S.A.	Ownership.....	100.000	Zurich Insurance Group Ltd.N	..12
		.00000					Extremus Versicherung-AktiengesellschaftDEU	.OTH	Zurich Insurance plc Niederlassung für Deutschland	Ownership.....	5.000	Zurich Insurance Group Ltd.N	..12

SCHEDULE Y
PART 1A - DETAIL OF INSURANCE HOLDING COMPANY SYSTEM

1	2	3	4	5	6	7	8	9	10	11	12	13	14	15	16
Group Code	Group Name	NAIC Company Code	ID Number	Federal RSSD	CIK	Name of Securities Exchange if Publicly Traded (U.S. or International)	Names of Parent, Subsidiaries Or Affiliates	Domi-ciliary Location	Relation-ship to Reporting Entity	Directly Controlled by (Name of Entity/Person)	Type of Control (Ownership, Board, Management, Attorney-in-Fact, Influence, Other)	If Control is Ownership Provide Percen-tage	Ultimate Controlling Entity(ies)/Person(s)	Is an SCA Filing Re-quired? (Y/N)	*
		.00000	45-3561769				Farmers Family Fund	.CA	.OTH	Farmers Group, Inc.	Ownership	100.000	Zurich Insurance Group Ltd.	.N	.11
		.00000	95-0725935				Farmers Group, Inc.	.NV	.OTH	Zurich Versicherungs-Gesellschaft AG	Ownership	87.900	Zurich Insurance Group Ltd.	.N	.11
		.00000	95-0725935				Farmers Group, Inc.	.NV	.OTH	Zurich Insurance Group Ltd.	Ownership	12.100	Zurich Insurance Group Ltd.	.N	.11
.0212	Zurich Ins Group	.00000	46-4261000				Farmers Life Insurance Company of New York	.NY	.OTH	Farmers New World Life Insurance Company	Ownership	100.000	Zurich Insurance Group Ltd.	.N	.11
.0212	Zurich Ins Group	.63177	91-0335750				Farmers New World Life Insurance Company	.WA	.OTH	Farmers Group, Inc.	Ownership	100.000	Zurich Insurance Group Ltd.	.N	.11
.0212	Zurich Ins Group	.10873	95-4650862				Farmers Reinsurance Company	.CA	.OTH	Farmers Group, Inc.	Ownership	100.000	Zurich Insurance Group Ltd.	.N	.11
		.00000					Farmers Services Corporation	.NV	.OTH	Farmers Group, Inc.	Ownership	100.000	Zurich Insurance Group Ltd.	.N	.11
		.00000					Farmers Underwriters Association	.CA	.OTH	Farmers Group, Inc.	Ownership	100.000	Zurich Insurance Group Ltd.	.N	.11
.0212	Zurich U.S. Insurance Pool Group	.39306	13-3046577				Fidelity and Deposit Company of Maryland	.MD	.OTH	Zurich American Insurance Company	Ownership	100.000	Zurich Insurance Group Ltd.	.Y	.12
		.00000					FIG Holding Company	.CA	.OTH	Farmers Group, Inc.	Ownership	100.000	Zurich Insurance Group Ltd.	.N	.11
		.00000					FIG Leasing Co., Inc.	.CA	.OTH	Farmers Group, Inc.	Ownership	100.000	Zurich Insurance Group Ltd.	.N	.11
		.00000	95-2670247				Fire Underwriters Association	.CA	.OTH	Farmers Group, Inc.	Ownership	100.000	Zurich Insurance Group Ltd.	.N	.11
		.00000					Fitsense Insurance Services Pty Ltd	.AUS	.OTH	Travel Assist Pty Limited	Ownership	100.000	Zurich Insurance Group Ltd.	.N	.12
		.00000					Futuro de Bolivia S.A. Administradora de Fondos de Pensiones	.BOL	.OTH	Zurich Boliviana Seguros Personales S.A.	Ownership	8.422	Zurich Insurance Group Ltd.	.N	.12
		.00000					Futuro de Bolivia S.A. Administradora de Fondos de Pensiones	.BOL	.OTH	Zurich South America Invest AB	Ownership	71.578	Zurich Insurance Group Ltd.	.N	.12
		.00000	35-2281892				FX Insurance Agency, LLC	.DE	.OTH	FIG Leasing Co., Inc.	Ownership	100.000	Zurich Insurance Group Ltd.	.N	.2
		.00000	83-1572480				FX Insurance Agency Hawaii, LLC	.HI	.OTH	FIG Leasing Co., Inc.	Ownership	100.000	Zurich Insurance Group Ltd.	.N	.11
		.00000					General Surety & Guarantee Co Limited	.GBR	.OTH	Zurich Insurance Company (U.K.) Limited	Ownership	100.000	Zurich Insurance Group Ltd.	.N	.12
		.00000								Zurich Lebensversicherungs-Gesellschaft AG					
		.00000					Genevoise, Compagnie Immobiliere SA	.CHE	.OTH		Ownership	100.000	Zurich Insurance Group Ltd.	.N	.12
		.00000					Groveswood Engineering Limited	.GBR	.OTH	Zurich Assurance Ltd	Ownership	100.000	Zurich Insurance Group Ltd.	.N	.12
		.00000					Groveswood Property Holdings Limited	.GBR	.OTH	Eagle Star Holdings Limited	Ownership	100.000	Zurich Insurance Group Ltd.	.N	.12
		.00000					H4B Humboldtthafen Einheitsgesellschaft GmbH&Co.KG	.DEU	.OTH	REX-ZDHL S.C.S. SICAV-SIF	Ownership	94.900	Zurich Insurance Group Ltd.	.N	.12
		.00000					Halo Holdco Limited	.GBR	.OTH	Cover-More Australia Pty Ltd	Ownership	100.000	Zurich Insurance Group Ltd.	.N	.12
		.00000					Halo Holdco Limited	.GBR	.OTH	Zurich Versicherungs-Gesellschaft AG	Ownership	0.000	Zurich Insurance Group Ltd.	.N	.12
		.00000					Halo Insurance Services Limited	.GBR	.OTH	Halo Holdco Limited	Ownership	100.000	Zurich Insurance Group Ltd.	.N	.12
		.00000					Halo Insurance Services Pty Ltd	.AUS	.OTH	Halo Insurance Services Limited	Ownership	100.000	Zurich Insurance Group Ltd.	.N	.12
		.00000					Hawkcentral Limited	.GBR	.OTH	Zurich Assurance Ltd	Ownership	100.000	Zurich Insurance Group Ltd.	.N	.12
		.00000					Herengracht Investments B.V	.DEU	.OTH	RE Curve Holding B.V.	Ownership	100.000	Zurich Insurance Group Ltd.	.N	.12
		.00000					Home & Overseas Insurance Company Limited	.GBR	.OTH	Eagle Star Insurance Company Limited	Ownership	100.000	Zurich Insurance Group Ltd.	.N	.12
		.00000					Hoplite Reinsurance Company of Vermont, Inc.	.VT	.OTH						
		.00000	32-0478525				HOU IND 1, LLC	.DE	.OTH	Zurich Holding Company of America, Inc.	Ownership	100.000	Zurich Insurance Group Ltd.	.N	.12
		.00000	46-2975161				HOU IND 2, LLC	.DE	.OTH	Zurich American Insurance Company	Ownership	100.000	Zurich Insurance Group Ltd.	.N	.12
		.00000	46-2984834				HOU IND 3, LLC	.DE	.OTH	Zurich American Insurance Company	Ownership	100.000	Zurich Insurance Group Ltd.	.N	.12
		.00000					Independence Center Realty L.P.	.DE	.OTH	Zurich American Insurance Company	Ownership	100.000	Zurich Insurance Group Ltd.	.N	.12
		.00000					INNATE, Inc.	.DC	.OTH	Philadelphia Investor, LLC	Ownership	89.000	Zurich Insurance Group Ltd.	.N	.12
		.00000					INTEGRA Versicherungsdienst GmbH	.AUT	.OTH	Cover-More Holdings USA Inc.	Ownership	100.000	Zurich Insurance Group Ltd.	.N	.12
		.00000					International Travel Assistance S.A.	.PAN	.OTH	Zurich Versicherungs-Aktiengesellschaft	Ownership	100.000	Zurich Insurance Group Ltd.	.N	.12
		.00000					Inversiones Suizo Chilena S.A.	.CHL	.OTH	Zürich Versicherungs-Gesellschaft AG	Ownership	55.000	Zurich Insurance Group Ltd.	.N	.12
		.00000					Inversiones Suizo Chilena S.A.	.CHL	.OTH	Inversiones Suizo-Argentina S.A.	Ownership	0.000	Zurich Insurance Group Ltd.	.N	.12
		.00000					Inversiones Suizo Chilena S.A.	.CHL	.OTH	Zurich Versicherungs-Gesellschaft AG	Ownership	100.000	Zurich Insurance Group Ltd.	.N	.12
		.00000								Zurich Lebensversicherungs-Gesellschaft AG					
		.00000					Inversiones Suizo-Argentina S.A.	.ARG	.OTH		Ownership	5.004	Zurich Insurance Group Ltd.	.N	.12
		.00000					Inversiones Suizo-Argentina S.A.	.ARG	.OTH	Zurich Versicherungs-Gesellschaft AG	Ownership	94.996	Zurich Insurance Group Ltd.	.N	.12
		.00000					Inversiones ZS America Dos Limitada	.CHL	.OTH	Inversiones ZS America SpA	Ownership	100.000	Zurich Insurance Group Ltd.	.N	.12
		.00000					Inversiones ZS America SpA	.CHL	.OTH	Zurich Santander Insurance America, S.L.	Ownership	100.000	Zurich Insurance Group Ltd.	.N	.12
		.00000					Inversiones ZS America Tres SpA	.CHL	.OTH	Zurich Santander Insurance America, S.L.	Ownership	100.000	Zurich Insurance Group Ltd.	.N	.12
		.00000					Inversora Alpina Financiadora de Primas, C.A.	.VEN	.OTH		Ownership	100.000	Zurich Insurance Group Ltd.	.N	.12
		.00000					Irish National Insurance Company p.l.c.	.IRL	.OTH	Zurich Seguros, S.A.	Ownership	100.000	Zurich Insurance Group Ltd.	.N	.12
		.00000					Isis S.A.	.ARG	.OTH	Zurich Insurance plc	Ownership	100.000	Zurich Insurance Group Ltd.	.N	.12
		.00000								Inversiones Suizo-Argentina S.A.	Ownership	60.501	Zurich Insurance Group Ltd.	.N	.12

SCHEDULE Y
PART 1A - DETAIL OF INSURANCE HOLDING COMPANY SYSTEM

1	2	3	4	5	6	7	8	9	10	11	12	13	14	15	16
Group Code	Group Name	NAIC Company Code	ID Number	Federal RSSD	CIK	Name of Securities Exchange if Publicly Traded (U.S. or International)	Names of Parent, Subsidiaries Or Affiliates	Domi-ciliary Location	Relation-ship to Reporting Entity	Directly Controlled by (Name of Entity/Person)	Type of Control (Ownership, Board, Management, Attorney-in-Fact, Influence, Other)	If Control is Ownership Provide Per-centage	Ultimate Controlling Entity(ies)/Person(s)	Is an SCA Filing Re-quired? (Y/N)	*
		.00000					Isis S.A.	.ARG	.OTH	Zurich Versicherungs-Gesellschaft AG	Ownership	.39.499	Zurich Insurance Group Ltd.	.N	.12
		.00000					JFS/ZSF 1997 L.P.	.VA	.OTH	Zurich Structured Finance, Inc.	Ownership	.99.000	Zurich Insurance Group Ltd.	.N	.12
		.00000					JFS/ZSF 1998, L.P.	.VA	.OTH	Zurich Structured Finance, Inc.	Ownership	.99.000	Zurich Insurance Group Ltd.	.N	.12
		.00000					Kansas City Office LP	.DE	.OTH	Zurich Structured Finance, Inc.	Ownership	.99.000	Zurich Insurance Group Ltd.	.N	.12
		.00000					Kansas Office MGP Manager, Inc.	.DE	.OTH	Zurich Structured Finance, Inc.	Ownership	.100.000	Zurich Insurance Group Ltd.	.N	.12
		.00000					Kansas Office MGP, LLC	.DE	.OTH	Zurich Structured Finance, Inc.	Ownership	.99.000	Zurich Insurance Group Ltd.	.N	.12
		.00000					Kansas Office MGP, LLC	.DE	.OTH	Kansas Office MGP Manager, Inc.	Ownership	.1.000	Zurich Insurance Group Ltd.	.N	.12
		.00000					Karvat Cover-More Assist. Pvt Ltd.	.IND	.OTH	Cover-More Asia Pte. Ltd	Ownership	.100.000	Zurich Insurance Group Ltd.	.N	.12
		.00000					Kennet Road 1 UK Limited	.GBR	.OTH	Zurich Assurance Ltd	Ownership	.100.000	Zurich Insurance Group Ltd.	.N	.12
		.00000					Kennet Road 2 UK Limited	.GBR	.OTH	Zurich Assurance Ltd	Ownership	.100.000	Zurich Insurance Group Ltd.	.N	.12
		.00000					KLMLP 2, LLC	.DE	.OTH	KLMLP, L.P.	Ownership	.100.000	Zurich Insurance Group Ltd.	.N	.12
		.00000					KLMLP 3, LLC	.DE	.OTH	KLMLP 2, LLC	Ownership	.100.000	Zurich Insurance Group Ltd.	.N	.12
		.00000					KLMLP, L.P.	.DE	.OTH	Zurich American Corporation	Ownership	.75.000	Zurich Insurance Group Ltd.	.N	.12
		.00000					Knip (Deutschland) GmbH	.DEU	.OTH	Knip AG	Ownership	.100.000	Zurich Insurance Group Ltd.	.N	.12
		.00000					Knip AG	.CHE	.OTH	Digital Insurance Group B.V.	Ownership	.98.880	Zurich Insurance Group Ltd.	.N	.12
		.00000					Komparu B.V.	.NLD	.OTH	Digital Insurance Group B.V.	Ownership	.100.000	Zurich Insurance Group Ltd.	.N	.12
		.00000					Kono Insurance Limited	.HKG	.OTH	Zurich Versicherungs-Gesellschaft AG	Ownership	.100.000	Zurich Insurance Group Ltd.	.N	.12
		.00000					Kouler S.A.	.URY	.OTH	Zürich Versicherungs-Gesellschaft AG	Ownership	.100.000	Zurich Insurance Group Ltd.	.N	.12
		.00000	36-4877375				LA Industrial 1, LLC	.DE	.OTH	Zurich American Insurance Company	Ownership	.100.000	Zurich Insurance Group Ltd.	.N	.12
		.00000	47-1325180				LA Retail 1 LLC	.DE	.OTH	Zurich American Insurance Company	Ownership	.100.000	Zurich Insurance Group Ltd.	.N	.12
		.00000					Limited Liability Company BRIGHT BOX	.RUS	.OTH	Bright Box HK Limited	Ownership	.100.000	Zurich Insurance Group Ltd.	.N	.12
		.00000					Limited Liability Company REMOTO	.RUS	.OTH	Bright Box HK Limited	Ownership	.100.000	Zurich Insurance Group Ltd.	.N	.12
		.00000					Manon Vision Co., Ltd.	.THA	.OTH	Centre Solutions (Bermuda) Limited	Ownership	.0.001	Zurich Insurance Group Ltd.	.N	.12
		.00000					Manon Vision Co., Ltd.	.THA	.OTH	Zurich Finance Company Ltd	Ownership	.0.001	Zurich Insurance Group Ltd.	.N	.12
		.00000					Manon Vision Co., Ltd.	.THA	.OTH	Zurich Versicherungs-Gesellschaft AG	Ownership	.99.999	Zurich Insurance Group Ltd.	.N	.12
		.00000					MEATPACKING B.V.	.NLD	.OTH	Rock Inne Vastgoed B.V.	Ownership	.100.000	Zurich Insurance Group Ltd.	.N	.12
		.00000					Medidata AG	.CHE	.OTH	Zurich Versicherungs-Gesellschaft AG	Ownership	.8.852	Zurich Insurance Group Ltd.	.N	.12
		.00000					Meritclass Investments Limited	.GBR	.OTH	Zurich Assurance Ltd	Ownership	.100.000	Zurich Insurance Group Ltd.	.N	.12
		.00000					MI Administrators, LLC	.DE	.OTH	FIG Leasing Co., Inc.	Ownership	.100.000	Zurich Insurance Group Ltd.	.N	.11
		.00000	30-0947450				MIAMI INDUSTRIAL 1, LLC	.DE	.OTH	Zurich American Insurance Company	Ownership	.100.000	Zurich Insurance Group Ltd.	.N	.12
		.00000	81-3346909				Miami Industrial 2, LLC	.DE	.OTH	Farmers New World Life Insurance Company	Ownership	.100.000	Zurich Insurance Group Ltd.	.N	.12
		.00000	38-4002060				Miami Office 2, LLC	.DE	.OTH	Zurich American Insurance Company	Ownership	.100.000	Zurich Insurance Group Ltd.	.N	.12
		.00000	35-2567170				MIAMI OFFICE 3, LLC	.DE	.OTH	Zurich American Insurance Company	Ownership	.100.000	Zurich Insurance Group Ltd.	.N	.12
		.00000	61-1852255				Miami Retail 1, LLC	.DE	.OTH	Zurich American Insurance Company	Ownership	.100.000	Zurich Insurance Group Ltd.	.N	.12
		.00000					Minas Brasil Promotora de Servicos S/A	.BRA	.OTH	Zurich Minas Brasil Seguros S.A.	Ownership	.100.000	Zurich Insurance Group Ltd.	.N	.12
		.00000					MSHQ, LLC	.DE	.OTH	JFS/ZSF 1998, L.P.	Ownership	.100.000	Zurich Insurance Group Ltd.	.N	.12
		.00000	30-1003542				MSP APT 1, LLC	.DE	.OTH	Zurich American Insurance Company	Ownership	.100.000	Zurich Insurance Group Ltd.	.N	.12
		.00000	30-1004249				Nashville Office 1, LLC	.DE	.OTH	Zurich American Insurance Company	Ownership	.100.000	Zurich Insurance Group Ltd.	.N	.12
		.00000					Navigators and General Insurance Company Limited	.GBR	.OTH	Zurich Insurance plc	Ownership	.100.000	Zurich Insurance Group Ltd.	.N	.12
		.00000					Nearheath Limited	.GBR	.OTH	Zurich Assurance Ltd	Ownership	.100.000	Zurich Insurance Group Ltd.	.N	.12
		.00000	30-1071415				NY Industrial 1, LLC	.DE	.OTH	Zurich American Insurance Company	Ownership	.100.000	Zurich Insurance Group Ltd.	.N	.12
		.00000					Oak Underwriting plc	.GBR	.OTH	Zurich Holdings (UK) Limited	Ownership	.100.000	Zurich Insurance Group Ltd.	.N	.12
		.00000					Orange Stone Company	.JRL	.OTH	Zurich Finance Company AG	Ownership	.100.000	Zurich Insurance Group Ltd.	.N	.12
		.00000					Orion Rechtsschutz-Versicherung AG	.CHE	.OTH	Zurich Versicherungs-Gesellschaft AG	Ownership	.78.000	Zurich Insurance Group Ltd.	.N	.12
		.00000					Parcelgate Limited	.GBR	.OTH	Zurich Assurance Ltd	Ownership	.100.000	Zurich Insurance Group Ltd.	.N	.12
		.00000					Perils AG	.CHE	.OTH	Zurich Versicherungs-Gesellschaft AG	Ownership	.11.111	Zurich Insurance Group Ltd.	.N	.12
		.00000					Perunsel S.A.	.URY	.OTH	Zürich Versicherungs-Gesellschaft AG	Ownership	.60.000	Zurich Insurance Group Ltd.	.N	.12
		.00000	35-2553880				Philly Office 1, LLC	.DE	.OTH	Zurich American Insurance Company	Ownership	.100.000	Zurich Insurance Group Ltd.	.N	.12
		.00000	47-1392591				POR Apt 1, LLC	.DE	.OTH	Zurich American Insurance Company	Ownership	.100.000	Zurich Insurance Group Ltd.	.N	.12
		.00000	47-4067157				POR Apt 2, LLC	.DE	.OTH	Zurich American Insurance Company	Ownership	.100.000	Zurich Insurance Group Ltd.	.N	.12
		.00000	47-4054154				POR Office 1, LLC	.DE	.OTH	Farmers New World Life Insurance Company	Ownership	.100.000	Zurich Insurance Group Ltd.	.N	.11
		.00000					Prime Corporate Psychology Pty Ltd	.AUS	.OTH	DTC Bidco Pty Ltd	Ownership	.100.000	Zurich Insurance Group Ltd.	.N	.12

SCHEDULE Y
PART 1A - DETAIL OF INSURANCE HOLDING COMPANY SYSTEM

1	2	3	4	5	6	7	8	9	10	11	12	13	14	15	16
Group Code	Group Name	NAIC Company Code	ID Number	Federal RSSD	CIK	Name of Securities Exchange if Publicly Traded (U.S. or International)	Names of Parent, Subsidiaries Or Affiliates	Domi-ciliary Location	Relation-ship to Reporting Entity	Directly Controlled by (Name of Entity/Person)	Type of Control (Ownership, Board, Management, Attorney-in-Fact, Influence, Other)	If Control is Owner-ship Provide Percen-tage	Ultimate Controlling Entity(ies)/Person(s)	Is an SCA Filing Re-quired? (Y/N)	*
		.00000					Protektor Lebensversicherungs-AG	.DEU	.OTH	Zurich Deutscher Herold Lebensversicherung Aktiengesellschaf	Ownership	5.158	Zurich Insurance Group Ltd.	.N	.12
		.00000	AA-5360007				PT Zurich Insurance Indonesia	.IDN	.OTH	Zurich International (Bermuda) Ltd.	Ownership	1.569	Zurich Insurance Group Ltd.	.N	.12
		.00000	AA-5360007				PT Zurich Insurance Indonesia	.IDN	.OTH	Zurich Versicherungs-Gesellschaft AG	Ownership	97.091	Zurich Insurance Group Ltd.	.N	.12
		.00000					PT Zurich Topas Life	.IDN	.OTH	Zurich Versicherungs-Gesellschaft AG	Ownership	80.000	Zurich Insurance Group Ltd.	.N	.12
		.00000					R3 FL Holdings, LLC	.FL	.OTH	Fidelity and Deposit Company of Maryland	Ownership	100.000	Zurich Insurance Group Ltd.	.N	.12
		.00000					Raleigh/Durham Offices, L.P.	.DE	.OTH	Zurich Structured Finance, Inc.	Ownership	99.000	Zurich Insurance Group Ltd.	.N	.12
		.00000					RE Curve Holding B.V.	.DEU	.OTH	Zurich Deutscher Herold Lebensversicherung Aktiengesellschaf	Ownership	100.000	Zurich Insurance Group Ltd.	.N	.12
		.00000					Real Garant Espana S.L.	.ESP	.OTH	Real Garant GmbH Garantiesysteme	Ownership	100.000	Zurich Insurance Group Ltd.	.N	.12
		.00000					Real Garant GmbH Garantiesysteme	.DEU	.OTH	Real Garant Versicherung Aktiengesellschaft	Ownership	100.000	Zurich Insurance Group Ltd.	.N	.12
		.00000					Real Garant Versicherung Aktiengesellschaft	.DEU	.OTH	Zurich Beteiligungs-Aktiengesellschaft (Deutschland)	Ownership	100.000	Zurich Insurance Group Ltd.	.N	.12
		.00000					Research Triangle MGP Manager, Inc.	.DE	.OTH	Zurich Structured Finance, Inc.	Ownership	100.000	Zurich Insurance Group Ltd.	.N	.12
		.00000					Research Triangle Office MGP, LLC	.DE	.OTH	Zurich Structured Finance, Inc.	Ownership	99.000	Zurich Insurance Group Ltd.	.N	.12
		.00000					Research Triangle Office MGP, LLC	.DE	.OTH	Research Triangle MGP Manager, Inc.	Ownership	1.000	Zurich Insurance Group Ltd.	.N	.12
		.00000					REX Holding S.a.r.l.	.LUX	.OTH	REX-ZDHL S.C.S. SICAV-SIF	Ownership	100.000	Zurich Insurance Group Ltd.	.N	.12
		.00000					REX-Germany-ZDHL S.C.S	.LUX	.OTH	REX-ZDHL S.C.S. SICAV-SIF	Ownership	95.240	Zurich Insurance Group Ltd.	.N	.12
		.00000					Rex-Spain-ZDHL S.L.	.ESP	.OTH	Zurich Deutscher Herold Lebensversicherung Aktiengesellschaf	Ownership	100.000	Zurich Insurance Group Ltd.	.N	.12
		.00000					REX-The East S.a.r.l.	.LUX	.OTH	REX-ZDHL S.C.S. SICAV-SIF	Ownership	94.800	Zurich Insurance Group Ltd.	.N	.12
		.00000					REX-ZDHL GP S.a.r.l.	.LUX	.OTH	Zurich Deutscher Herold Lebensversicherung Aktiengesellschaf	Ownership	100.000	Zurich Insurance Group Ltd.	.N	.12
		.00000					REX-ZDHL S.C.S. SICAV-SIF	.LUX	.OTH	Zurich Deutscher Herold Lebensversicherung Aktiengesellschaf	Ownership	100.000	Zurich Insurance Group Ltd.	.N	.12
		.00000					Rock Inne Vastgoed B.V.	.NLD	.OTH	REX Holding S.a.r.l.	Ownership	100.000	Zurich Insurance Group Ltd.	.N	.12
		.00000					Rokin 21 B.V.	.NLD	.OTH	Roxana Vastgoed B.V.	Ownership	100.000	Zurich Insurance Group Ltd.	.N	.12
		.00000					Rokin 49 B.V.	.NLD	.OTH	Rock Inne Vastgoed B.V.	Ownership	100.000	Zurich Insurance Group Ltd.	.N	.12
		.00000					Roxana Vastgoed B.V.	.NLD	.OTH	REX Holding S.a.r.l.	Ownership	100.000	Zurich Insurance Group Ltd.	.N	.12
.0212	Zurich Ins Group	.39039	41-1375004				Rural Community Insurance Company	.MNN	.OTH	Zurich American Insurance Company	Ownership	100.000	Zurich Insurance Group Ltd.	.Y	.12
		.00000					Sacramento Office MGP, LLC	.DE	.OTH	Zurich Structured Finance, Inc.	Ownership	100.000	Zurich Insurance Group Ltd.	.N	.12
		.00000	47-5542773				SAN DIEGO INDUSTRIAL 1, LLC	.DE	.OTH	Zurich American Insurance Company	Ownership	100.000	Zurich Insurance Group Ltd.	.N	.12
		.00000	61-1791237				San Diego Retail 1, LLC	.DE	.OTH	Zurich American Insurance Company	Ownership	100.000	Zurich Insurance Group Ltd.	.N	.12
		.00000					Santander Rio Seguros S.A.	.ARG	.OTH	Inversiones ZS America SpA	Ownership	4.000	Zurich Insurance Group Ltd.	.N	.12
		.00000					Santander Rio Seguros S.A.	.ARG	.OTH	Zurich Santander Insurance America, S.L.	Ownership	96.000	Zurich Insurance Group Ltd.	.N	.12
		.00000					Santander Seguros Sociedad Anónima	.URY	.OTH	Zurich Santander Insurance America, S.L.	Ownership	100.000	Zurich Insurance Group Ltd.	.N	.12
		.00000					Saudi National Insurance Company	.BHR	.OTH	Zurich Insurance Company Ltd (Bahrain Branch)	Ownership	5.000	Zurich Insurance Group Ltd.	.N	.12
		.00000					Sceptre Trust Limited	.BHS	.OTH	Eagle Star Holdings Limited	Ownership	0.000	Zurich Insurance Group Ltd.	.N	.12
		.00000					Sceptre Trust Limited	.BHS	.OTH	Eagle Star Insurance Company Limited	Ownership	100.000	Zurich Insurance Group Ltd.	.N	.12
		.00000	46-2520145				SEA APARTMENT 1, LLC	.DE	.OTH	Zurich American Insurance Company	Ownership	100.000	Zurich Insurance Group Ltd.	.N	.12
		.00000	46-3060914				SEA APARTMENT 2, LLC	.DE	.OTH	Zurich American Insurance Company	Ownership	100.000	Zurich Insurance Group Ltd.	.N	.12
		.00000					Serviaide Asistencia e Servicios, Lda.	.PRT	.OTH	AIDE Asistencia Seguros y Reaseguros, S.A. - Sociedad Uniper	Ownership	95.000	Zurich Insurance Group Ltd.	.N	.12
		.00000					Serviaide Asistencia e Servicios, Lda.	.PRT	.OTH	Serviaide, S.A. - Sociedad Unipersonal	Ownership	5.000	Zurich Insurance Group Ltd.	.N	.12
		.00000					Serviaide, S.A. - Sociedad Unipersonal	.ESP	.OTH	AIDE Asistencia Seguros y Reaseguros, S.A. - Sociedad Uniper	Ownership	100.000	Zurich Insurance Group Ltd.	.N	.12
		.00000					Servizurich S.A. - Sociedad Unipersonal	.ESP	.OTH	Zurich Insurance plc, Sucursal en Espana	Ownership	100.000	Zurich Insurance Group Ltd.	.N	.12
		.00000	47-1153493				SF Apt 1, LLC	.DE	.OTH	Zurich American Insurance Company	Ownership	100.000	Zurich Insurance Group Ltd.	.N	.12
		.00000	46-4095281				SF Industrial 1, LLC	.DE	.OTH	Farmers New World Life Insurance Company	Ownership	100.000	Zurich Insurance Group Ltd.	.N	.12
		.00000	46-5341537				SF Office 1, LLC	.DE	.OTH	Zurich American Insurance Company	Ownership	100.000	Zurich Insurance Group Ltd.	.N	.12
		.00000	47-2967693				SF Office 4, LLC	.DE	.OTH	Zurich American Insurance Company	Ownership	100.000	Zurich Insurance Group Ltd.	.N	.12
		.00000					Shire Park Limited	.GBR	.OTH	Zurich Assurance Ltd	Ownership	12.419	Zurich Insurance Group Ltd.	.N	.12

SCHEDULE Y
PART 1A - DETAIL OF INSURANCE HOLDING COMPANY SYSTEM

1	2	3	4	5	6	7	8	9	10	11	12	13	14	15	16
Group Code	Group Name	NAIC Company Code	ID Number	Federal RSSD	CIK	Name of Securities Exchange if Publicly Traded (U.S. or International)	Names of Parent, Subsidiaries Or Affiliates	Domi-ciliary Location	Relation-ship to Reporting Entity	Directly Controlled by (Name of Entity/Person)	Type of Control (Ownership, Board, Management, Attorney-in-Fact, Influence, Other)	If Control is Ownership Provide Percen-tage	Ultimate Controlling Entity(ies)/Person(s)	Is an SCA Filing Re-quired? (Y/N)	*
		.00000					SOCIETE AVENUE LOUIS CASAI 86 SACHE	OTH	Zürich Lebensversicherungs-Gesellschaft AG	Ownership.....	100.000	Zurich Insurance Group Ltd.N	..12
		.00000					Speigelhof Vastgoed B.V.DEU	OTH	RE Curve Holding B.V.	Ownership.....	100.000	Zurich Insurance Group Ltd.N	..12
		.00000					Springboard Health and Performance Pty LtdAUS	OTH	DTC Bidco Pty Ltd	Ownership.....	100.000	Zurich Insurance Group Ltd.N	..12
.0212	Zurich U.S. Insurance Pool Group26387	52-0981481				Steadfast Insurance CompanyDE	OTH	Zurich American Insurance Company	Ownership.....	100.000	Zurich Insurance Group Ltd.Y	..12
		.00000					Steadfast Santa Clarita Holdings LLCDE	OTH	Steadfast Insurance Company	Ownership.....	100.000	Zurich Insurance Group Ltd.N	..12
		.00000					Sterling ISA Managers (Nominees) LimitedGBR	OTH	Sterling ISA Managers Limited	Ownership.....	100.000	Zurich Insurance Group Ltd.N	..12
		.00000					Sterling ISA Managers LimitedGBR	OTH	Zurich Financial Services (UKISA) Limited	Ownership.....	100.000	Zurich Insurance Group Ltd.N	..12
		.00000					Stratos LimitedNZL	OTH	DTC NZ Bidco Limited	Ownership.....	100.000	Zurich Insurance Group Ltd.N	..12
		.00000					Sunley Homes LimitedGBR	OTH	Zurich Insurance plc	Ownership.....	100.000	Zurich Insurance Group Ltd.N	..12
							Swiss Insurance Management (Hong Kong) LimitedHKG	OTH	Zurich Insurance Holdings (Hong Kong) Limited	Ownership.....	99.505	Zurich Insurance Group Ltd.N	..12
		.00000					Swiss Insurance Management (Hong Kong) LimitedHKG	OTH	Zurich Services (Hong Kong) Limited	Ownership.....	0.495	Zurich Insurance Group Ltd.N	..12
		.00000					TDG Tele Dienste GmbHDEU	OTH	Zurich Beteiligungs-Aktiengesellschaft (Deutschland)	Ownership.....	100.000	Zurich Insurance Group Ltd.N	..12
		.00000					Tennyson Insurance LimitedGBR	OTH	Zurich Holdings (UK) Limited	Ownership.....	100.000	Zurich Insurance Group Ltd.N	..12
		.00000					The Liverpool Reversionary Company LimitedGBR	OTH	Eagle Star Insurance Company Limited	Ownership.....	100.000	Zurich Insurance Group Ltd.N	..12
		.00000	36-3839542				The Trust Company of Scotland LimitedGBR	OTH	Zurich Insurance plc	Ownership.....	100.000	Zurich Insurance Group Ltd.N	..12
		.00000					The Zurich Services CorporationIL	OTH	Zurich Holding Company of America, Inc.	Ownership.....	100.000	Zurich Insurance Group Ltd.N	..12
		.00000					TopReport Schadenbesichtigungs GmbHAUT	OTH	Zurich Versicherungs-Aktiengesellschaft	Ownership.....	14.286	Zurich Insurance Group Ltd.N	..12
		.00000					Travel Ace Chile S.A.CHL	OTH	Travel Ace Internacional de Servicios S.A.	Ownership.....	1.000	Zurich Insurance Group Ltd.N	..12
		.00000					Travel Ace Chile S.A.CHL	OTH	Zürich Versicherungs-Gesellschaft AG	Ownership.....	99.000	Zurich Insurance Group Ltd.N	..12
		.00000					Travel Ace Internacional de Servicios S.A.URY	OTH	Zürich Versicherungs-Gesellschaft AG	Ownership.....	100.000	Zurich Insurance Group Ltd.N	..12
		.00000					Travel Assist Pty LimitedAUS	OTH	ASTIS Holdings Limited	Ownership.....	100.000	Zurich Insurance Group Ltd.N	..12
		.00000					Travel Insurance Partners Pty LtdAUS	OTH	Travel Assist Pty Limited	Ownership.....	100.000	Zurich Insurance Group Ltd.N	..12
		.00000					Travelx Insurance Services LimitedDE	OTH	Cover-More Holdings USA Inc.	Ownership.....	100.000	Zurich Insurance Group Ltd.N	..12
		.00000	95-2670330				Truck Underwriters AssociationCA	OTH	Farmers Group, Inc.	Ownership.....	100.000	Zurich Insurance Group Ltd.N	..12
		.00000					Turegum Immobilien AGCHE	OTH	Zurich Versicherungs-Gesellschaft AG	Ownership.....	100.000	Zurich Insurance Group Ltd.N	..12
							UA Assistance S.A. de C.V.MEX	OTH	Travel Ace Internacional de Servicios S.A.	Ownership.....	0.000	Zurich Insurance Group Ltd.N	..12
		.00000					UA Assistance S.A. de C.V.MEX	OTH	Zürich Versicherungs-Gesellschaft AG	Ownership.....	100.000	Zurich Insurance Group Ltd.N	..12
		.00000					Universal Assistance Assistencia Ao Viajante LtdaBRA	OTH	Perunsel S.A.	Ownership.....	0.000	Zurich Insurance Group Ltd.N	..12
							Universal Assistance Assistencia Ao Viajante Ltda			Travel Ace Internacional de Servicios S.A.	Ownership.....	0.000	Zurich Insurance Group Ltd.N	..12
		.00000					Universal Assistance Chile S.A.CHL	OTH	Travel Ace Chile S.A.	Ownership.....	0.020	Zurich Insurance Group Ltd.N	..12
		.00000					Universal Assistance Chile S.A.CHL	OTH	World Wide Assistance S.A.	Ownership.....	99.980	Zurich Insurance Group Ltd.N	..12
		.00000					Universal Assistance S.A.ARG	OTH	Zürich Versicherungs-Gesellschaft AG	Ownership.....	92.710	Zurich Insurance Group Ltd.N	..12
		.00000					Universal Assistance S.A.ARG	OTH	Zürich Versicherungs-Gesellschaft AG	Ownership.....	7.290	Zurich Insurance Group Ltd.N	..12
		.00000					Universal Assistance S.A.URY	OTH	Zürich Versicherungs-Gesellschaft AG	Ownership.....	100.000	Zurich Insurance Group Ltd.N	..12
		.00000					Universal Travel Assistance S.A.S.COL	OTH	Zürich Versicherungs-Gesellschaft AG	Ownership.....	100.000	Zurich Insurance Group Ltd.N	..12
.0212	Zurich U.S. Insurance Pool Group41181	43-1249228				Universal Underwriters Insurance CompanyIL	OTH	Zurich American Insurance Company	Ownership.....	100.000	Zurich Insurance Group Ltd.Y	..12
							Universal Underwriters of Texas Insurance CompanyIL	OTH	Zurich American Insurance Company	Ownership.....	100.000	Zurich Insurance Group Ltd.Y	..12
.0212	Zurich U.S. Insurance Pool Group40843	36-3139101				Universal Underwriters Service CorporationMO	OTH	Universal Underwriters Insurance Company	Ownership.....	100.000	Zurich Insurance Group Ltd.Y	..12
		.00000	43-1269296				Unviversal Assistance Inc.FL	OTH	Zurich Holding Company of America, Inc.	Ownership.....	100.000	Zurich Insurance Group Ltd.N	..12
		.00000					Unviversal Assistance Inc.FL	OTH	Universal Assistance S.A.	Ownership.....	0.000	Zurich Insurance Group Ltd.N	..12
		.00000	26-1282208				Vehicle Dealer Solutions, Inc.FL	OTH	Zurich Holding Company of America, Inc.	Ownership.....	100.000	Zurich Insurance Group Ltd.N	..12
		.00000					Winchester Land, LLCFL	OTH	R3 FL Holdings, LLC	Ownership.....	100.000	Zurich Insurance Group Ltd.N	..12
		.00000					Winn-Dixie MGP Manager, Inc.DE	OTH	Zurich Structured Finance, Inc.	Ownership.....	100.000	Zurich Insurance Group Ltd.N	..12
		.00000					Wohnen H3B Humboldtthafen GmbH&Co.KGDEU	OTH	REX-ZDHL S.C.S. SICAV-SIF	Ownership.....	94.900	Zurich Insurance Group Ltd.N	..12
		.00000					World Travel Protection Canada Inc.CAN	OTH	Zurich Canadian Holdings Limited	Ownership.....	100.000	Zurich Insurance Group Ltd.N	..12
		.00000					World Wide Assistance S.A.ARG	OTH	Zürich Versicherungs-Gesellschaft AG	Ownership.....	100.000	Zurich Insurance Group Ltd.N	..12
		.00000					Wrightway Underwriting LimitedIRL	OTH	Ballykilliane Holdings Limited	Ownership.....	100.000	Zurich Insurance Group Ltd.N	..12

SCHEDULE Y
PART 1A - DETAIL OF INSURANCE HOLDING COMPANY SYSTEM

1	2	3	4	5	6	7	8	9	10	11	12	13	14	15	16
Group Code	Group Name	NAIC Company Code	ID Number	Federal RSSD	CIK	Name of Securities Exchange if Publicly Traded (U.S. or International)	Names of Parent, Subsidiaries Or Affiliates	Domi-ciliary Location	Relation-ship to Reporting Entity	Directly Controlled by (Name of Entity/Person)	Type of Control (Ownership, Board, Management, Attorney-in-Fact, Influence, Other)	If Control is Owner-ship Provide Percen-tage	Ultimate Controlling Entity(ies)/Person(s)	Is an SCA Filing Re-quired? (Y/N)	*
		.00000					Z f lex Gesellschaft fur	.DEU	.OTH	Zurich Beteiligungs-Aktiengesellschaft	Ownership	100.000	Zurich Insurance Group Ltd.	.N	.12
		.00000					Personaldienstleistungen mbH	.DE	.OTH	(Deutschland)	Ownership	100.000	Zurich Insurance Group Ltd.	.N	.12
		.00000					ZCM (U.S.) Limited	.BMU	.OTH	Zurich Finance Company Ltd	Ownership	100.000	Zurich Insurance Group Ltd.	.N	.12
		.00000					ZCM Asset Holding Company (Bermuda) Limited	.CYM	.OTH	Zurich Finance Company Ltd	Ownership	100.000	Zurich Insurance Group Ltd.	.N	.12
		.00000					ZCM Matched Funding Corp.	.DE	.OTH	Zurich Capital Markets Inc.	Ownership	100.000	Zurich Insurance Group Ltd.	.N	.12
		.00000	20-5900744				ZFUS Services, LLC	.GBR	.OTH	Zurich Holding Company of America, Inc.	Ownership	100.000	Zurich Insurance Group Ltd.	.N	.12
		.00000					ZGEE3 Limited	.DE	.OTH	Zurich Insurance Company (U.K.) Limited	Ownership	100.000	Zurich Insurance Group Ltd.	.N	.12
		.00000	02-0802795				ZNA Services, LLC	.GBR	.OTH	ZFUS Services, LLC	Ownership	100.000	Zurich Insurance Group Ltd.	.N	.12
		.00000					ZPC Capital Limited	.DE	.OTH	Zurich Holdings (UK) Limited	Ownership	100.000	Zurich Insurance Group Ltd.	.N	.12
		.00000					ZSF / Collierville, LLC	.DE	.OTH	Collierville Center, LP	Ownership	100.000	Zurich Insurance Group Ltd.	.N	.12
		.00000					ZSF / Office KY, LLC	.DE	.OTH	Euclid Office LP	Ownership	100.000	Zurich Insurance Group Ltd.	.N	.12
		.00000					ZSF / Office NV, LLC	.DE	.OTH	Euclid Office LP	Ownership	100.000	Zurich Insurance Group Ltd.	.N	.12
		.00000					ZSF / Office NY, LLC	.DE	.OTH	Euclid Office LP	Ownership	100.000	Zurich Insurance Group Ltd.	.N	.12
		.00000					ZSF 99-4, Inc.	.IL	.OTH	CTH Affordable Housing Corporation	Ownership	100.000	Zurich Insurance Group Ltd.	.N	.12
		.00000					ZSF KY Annex, LLC	.DE	.OTH	Euclid KY Annex, LP	Ownership	100.000	Zurich Insurance Group Ltd.	.N	.12
		.00000					ZSF Newport I Corporation	.IL	.OTH	CTH Affordable Housing Corporation	Ownership	100.000	Zurich Insurance Group Ltd.	.N	.12
		.00000					ZSF/Bloomington, LLC	.DE	.OTH	Bloomington Office LP	Ownership	100.000	Zurich Insurance Group Ltd.	.N	.12
		.00000					ZSF/C1 MGP Manager, Inc	.DE	.OTH	Zurich Structured Finance, Inc.	Ownership	100.000	Zurich Insurance Group Ltd.	.N	.12
		.00000					ZSF/C1 MGP, LLC	.DE	.OTH	Zurich Structured Finance, Inc.	Ownership	99.000	Zurich Insurance Group Ltd.	.N	.12
		.00000					ZSF/C1 MGP, LLC	.DE	.OTH	ZSF/C1 MGP Manager, Inc	Ownership	1.000	Zurich Insurance Group Ltd.	.N	.12
		.00000					ZSF/C2 MGP Manager, Inc	.DE	.OTH	Zurich Structured Finance, Inc.	Ownership	100.000	Zurich Insurance Group Ltd.	.N	.12
		.00000					ZSF/C2 MGP, LLC	.DE	.OTH	Zurich Structured Finance, Inc.	Ownership	99.000	Zurich Insurance Group Ltd.	.N	.12
		.00000					ZSF/C2 MGP, LLC	.DE	.OTH	ZSF/CF2 MGP Manager, Inc.	Ownership	1.000	Zurich Insurance Group Ltd.	.N	.12
		.00000					ZSF/Dallas Tower, LLC	.DE	.OTH	Dallas Tower LP	Ownership	100.000	Zurich Insurance Group Ltd.	.N	.12
		.00000					ZSF/Kansas, LLC	.DE	.OTH	Kansas City Office LP	Ownership	100.000	Zurich Insurance Group Ltd.	.N	.12
		.00000					ZSF/Land Parcels LLC	.DE	.OTH	Zurich Structured Finance, Inc.	Ownership	100.000	Zurich Insurance Group Ltd.	.N	.12
		.00000					ZSF/Research Gateway, LLC	.DE	.OTH	Raleigh/Durham Offices, L.P.	Ownership	100.000	Zurich Insurance Group Ltd.	.N	.12
		.00000					ZSF/WD Fitzgerald, LLC	.DE	.OTH	Euclid Warehouses LP	Ownership	100.000	Zurich Insurance Group Ltd.	.N	.12
		.00000					ZSF/WD Hammond, LLC	.DE	.OTH	Euclid Warehouses LP	Ownership	100.000	Zurich Insurance Group Ltd.	.N	.12
		.00000					ZSF/WD Jacksonville, LLC	.DE	.OTH	Euclid Warehouses LP	Ownership	100.000	Zurich Insurance Group Ltd.	.N	.12
		.00000					ZSF/WD Montgomery 31, LLC	.DE	.OTH	Euclid Warehouses LP	Ownership	100.000	Zurich Insurance Group Ltd.	.N	.12
		.00000					ZSF/WD Opa Locka, LLC	.DE	.OTH	Euclid Warehouses LP	Ownership	100.000	Zurich Insurance Group Ltd.	.N	.12
		.00000					ZSF/WD Orlando, LLC	.DE	.OTH	Euclid Warehouses LP	Ownership	100.000	Zurich Insurance Group Ltd.	.N	.12
		.00000	36-3096373				ZSFH LLC	.DE	.OTH	Zurich Holding Company of America, Inc.	Ownership	100.000	Zurich Insurance Group Ltd.	.N	.12
		.00000					ZSG Kfz-ZulassungsservicegesmbH	.AUT	.OTH	Zurich Versicherungs-Aktiengesellschaft	Ownership	33.333	Zurich Insurance Group Ltd.	.N	.12
		.00000					ZSL Financing Limited	.GBR	.OTH	Zurich Holdings (UK) Limited	Ownership	1.000	Zurich Insurance Group Ltd.	.N	.12
		.00000					ZSL Financing Limited	.GBR	.OTH	Zurich Specialities London Limited	Ownership	99.000	Zurich Insurance Group Ltd.	.N	.12
		.00000					Zurich - Companhia de Seguros Vida S.A.	.PRT	.OTH	Zurich Finanz-Gesellschaft AG	Ownership	0.000	Zurich Insurance Group Ltd.	.N	.12
		.00000					Zurich - Companhia de Seguros Vida S.A.	.PRT	.OTH	Zurich Investments Life S.p.A.	Ownership	0.000	Zurich Insurance Group Ltd.	.N	.12
		.00000								Zurich Lebensversicherungs-Gesellschaft AG					
		.00000					Zurich - Companhia de Seguros Vida S.A.	.PRT	.OTH		Ownership	100.000	Zurich Insurance Group Ltd.	.N	.12
		.00000					Zurich - Companhia de Seguros Vida S.A.	.PRT	.OTH	Zurich Versicherungs-Gesellschaft AG	Ownership	0.000	Zurich Insurance Group Ltd.	.N	.12
		.00000								Zurich Vida, Compania de Seguros y					
		.00000					Zurich - Companhia de Seguros Vida S.A.	.PRT	.OTH	Reaseguros, S.A. - Socied	Ownership	0.000	Zurich Insurance Group Ltd.	.N	.12
		.00000					Zurich (Scotland) Limited Partnership	.GBR	.OTH	Zurich General Partner (Scotland) Ltd	Ownership	100.000	Zurich Insurance Group Ltd.	.N	.12
		.00000					Zurich Administradora General de Fondos S.A.	.CHL	.OTH	Chilena Consolidada Seguros de Vida S.A.	Ownership	99.970	Zurich Insurance Group Ltd.	.N	.12
		.00000					Zurich Administradora General de Fondos S.A.	.CHL	.OTH	Inversiones Suizo Chilena S.A.	Ownership	0.030	Zurich Insurance Group Ltd.	.N	.12
		.00000					Zurich Advice Network Limited	.GBR	.OTH	Allied Dunbar Assurance plc	Ownership	100.000	Zurich Insurance Group Ltd.	.N	.12
		.00000					Zurich AFIN Mexico, S.A. DE C.V.	.MEX	.OTH	Zurich Compania de Sefuros, S.A.	Ownership	0.002	Zurich Insurance Group Ltd.	.N	.12
		.00000					Zurich AFIN Mexico, S.A. DE C.V.	.MEX	.OTH	Zurich Versicherungs-Gesellschaft AG	Ownership	99.998	Zurich Insurance Group Ltd.	.N	.12
		.00000	04-3126497				Zurich Agency Services Inc.	.MA	.OTH	Zurich Holding Company of America, Inc.	Ownership	100.000	Zurich Insurance Group Ltd.	.N	.12
		.00000	86-1164252				Zurich Alternative Asset Management, LLC	.DE	.OTH	Zurich Holding Company of America, Inc.	Ownership	100.000	Zurich Insurance Group Ltd.	.N	.12

SCHEDULE Y
PART 1A - DETAIL OF INSURANCE HOLDING COMPANY SYSTEM

1	2	3	4	5	6	7	8	9	10	11	12	13	14	15	16
Group Code	Group Name	NAIC Company Code	ID Number	Federal RSSD	CIK	Name of Securities Exchange if Publicly Traded (U.S. or International)	Names of Parent, Subsidiaries Or Affiliates	Domi-ciliary Location	Relation-ship to Reporting Entity	Directly Controlled by (Name of Entity/Person)	Type of Control (Ownership, Board, Management, Attorney-in-Fact, Influence, Other)	If Control is Owner-ship Provide Percen-tage	Ultimate Controlling Entity(ies)/Person(s)	Is an SCA Filing Re-quired? (Y/N)	*
		.00000					Zurich America Latina Serviços Brasil Ltda.	.BRA	.OTH	Zurich Lebensversicherungs-Gesellschaft AG	Ownership	.0.010	Zurich Insurance Group Ltd.	.N	.12
		.00000					Zurich America Latina Serviços Brasil Ltda.	.BRA	.OTH	Zurich Versicherungs-Gesellschaft AG	Ownership	.99.990	Zurich Insurance Group Ltd.	.N	.12
		.00000	36-6169781				Zurich American Corporation	.DE	.OTH	Zurich Holding Company of America, Inc.	Ownership	.100.000	Zurich Insurance Group Ltd.	.N	.12
.0212	Zurich U.S. Insurance Pool Group	.16535	36-4233459				Zurich American Insurance Company	.NY	.OTH	Zurich Holding Company of America, Inc.	Ownership	.100.000	Zurich Insurance Group Ltd.	.N	.12
							Zurich American Insurance Company of Illinois								
.0212	Zurich U.S. Insurance Pool Group	.27855	36-2781080				Zurich American Life Insurance Company	.IL	.OTH	American Zurich Insurance Company	Ownership	.100.000	Zurich Insurance Group Ltd.	.Y	.12
.0212	Zurich Ins Group	.90557	36-3050975		000351754	New York Stock Exchange	Zurich American Life Insurance Company of New York	.IL	.OTH	Zurich American Corporation	Ownership	.100.000	Zurich Insurance Group Ltd.	.N	.12
							Zurich American Life Insurance Company of New York	.NY	.OTH	Zurich American Life Insurance Company	Ownership	.100.000	Zurich Insurance Group Ltd.	.N	.12
.0212	Zurich Ins Group	.14178	27-4746162				Zurich Argentina Cia. de Seguros S.A.	.ARG	.OTH	Inversiones Suizo-Argentina S.A.	Ownership	.55.461	Zurich Insurance Group Ltd.	.N	.12
		.00000					Zurich Argentina Cia. de Seguros S.A.	.ARG	.OTH	Zurich Versicherungs-Gesellschaft AG	Ownership	.44.536	Zurich Insurance Group Ltd.	.N	.12
		.00000	AA-2130022				Zurich Argentina Compañía de Seguros de Retiro S.A.	.ARG	.OTH	Zurich Argentina Cia. de Seguros S.A.	Ownership	.46.642	Zurich Insurance Group Ltd.	.N	.12
		.00000	AA-2130022				Zurich Argentina Compañía de Seguros de Retiro S.A.	.ARG	.OTH	Zurich Versicherungs-Gesellschaft AG	Ownership	.53.358	Zurich Insurance Group Ltd.	.N	.12
		.00000					Zurich Argentina Reaseguros S.A.	.ARG	.OTH	Zürich Versicherungs-Gesellschaft AG	Ownership	.100.000	Zurich Insurance Group Ltd.	.N	.12
		.00000					Zurich Aseguradora Argentina S.A.	.ARG	.OTH	Zürich Versicherungs-Gesellschaft AG	Ownership	.99.900	Zurich Insurance Group Ltd.	.N	.12
		.00000					Zurich Aseguradora Mexicana, S.A. de C.V.	.MEX	.OTH	Zürich Versicherungs-Gesellschaft AG	Ownership	.100.000	Zurich Insurance Group Ltd.	.N	.12
		.00000					Zurich Aseguradora Mexicana, S.A. de C.V.	.MEX	.OTH	Zürich Lebensversicherungs-Gesellschaft AG	Ownership	.0.000	Zurich Insurance Group Ltd.	.N	.12
		.00000					Zurich Asset Management Gerente de Fondos Comunes de Inversi	.ARG	.OTH	Inversiones Suizo-Argentina S.A.	Ownership	.90.000	Zurich Insurance Group Ltd.	.N	.12
		.00000					Zurich Asset Management Gerente de Fondos Comunes de Inversi	.ARG	.OTH	Isis S.A.	Ownership	.10.000	Zurich Insurance Group Ltd.	.N	.12
		.00000					Zurich Assurance Ltd	.GBR	.OTH	Eagle Star Holdings Limited	Ownership	.100.000	Zurich Insurance Group Ltd.	.N	.12
		.00000					Zurich Australia Limited	.AUS	.OTH	Zurich Financial Services Australia Limited	Ownership	.100.000	Zurich Insurance Group Ltd.	.N	.12
		.00000	AA-1930995				Zurich Australian Insurance Limited	.AUS	.OTH	Zurich Financial Services Australia Limited	Ownership	.100.000	Zurich Insurance Group Ltd.	.N	.12
		.00000					Zurich Australian Insurance Properties Pty Limited	.AUS	.OTH	Zurich Australia Limited	Ownership	.40.000	Zurich Insurance Group Ltd.	.N	.12
		.00000					Zurich Australian Insurance Properties Pty Limited	.AUS	.OTH	Zurich Australian Insurance Limited	Ownership	.60.000	Zurich Insurance Group Ltd.	.N	.12
		.00000					Zurich Australian Property Holdings Pty Ltd	.AUS	.OTH	Zürich Versicherungs-Gesellschaft AG	Ownership	.100.000	Zurich Insurance Group Ltd.	.N	.12
		.00000					Zurich Australian Superannuation Pty Limited	.AUS	.OTH	Zurich Financial Services Australia Limited	Ownership	.100.000	Zurich Insurance Group Ltd.	.N	.12
		.00000					Zurich Bank International Limited	.GBR	.OTH	Dunbar Assets Ireland	Ownership	.100.000	Zurich Insurance Group Ltd.	.N	.12
		.00000	13-4186554				Zurich Benefit Finance LLC	.DE	.OTH	Zurich Holding Company of America, Inc.	Ownership	.100.000	Zurich Insurance Group Ltd.	.N	.12
		.00000					Zurich Beteiligungs-Aktiengesellschaft (Deutschland)	.DEU	.OTH	Zurich IT Service AG Niederlassung fur Deutschland	Ownership	.82.617	Zurich Insurance Group Ltd.	.N	.12
		.00000					Zurich Beteiligungs-Aktiengesellschaft (Deutschland)	.DEU	.OTH	Zurich Leben Service AG Niederlassung fur Deutschland	Ownership	.17.383	Zurich Insurance Group Ltd.	.N	.12
		.00000					Zurich Brasil Capitalizacao S.A	.BRA	.OTH	Zurich Versicherungs-Gesellschaft AG	Ownership	.100.000	Zurich Insurance Group Ltd.	.N	.12
		.00000					Zurich Brasil Companhia de Seguros	.BRA	.OTH	Zurich Minas Brasil Seguros S.A.	Ownership	.100.000	Zurich Insurance Group Ltd.	.N	.12
		.00000					Zurich Building Control Services Limited	.GBR	.OTH	Zurich Holdings (UK) Limited	Ownership	.100.000	Zurich Insurance Group Ltd.	.N	.12
		.00000					Zurich Canadian Holdings Limited	.CAN	.OTH	Zurich Insurance Company Ltd, Canadian Branch	Ownership	.68.819	Zurich Insurance Group Ltd.	.N	.12
		.00000					Zurich Canadian Holdings Limited	.CAN	.OTH	Zurich Versicherungs-Gesellschaft AG	Ownership	.31.181	Zurich Insurance Group Ltd.	.N	.12
		.00000			0001028769	New York Stock Exchange	Zurich Capital Markets Inc.	.DE	.OTH	ZCM (U.S.) Limited	Ownership	.100.000	Zurich Insurance Group Ltd.	.N	.12
		.00000					Zurich Capital Markets Securities Inc.	.DE	.OTH	Zurich Capital Markets Inc.	Ownership	.100.000	Zurich Insurance Group Ltd.	.N	.12
		.00000					Zurich Colombia Seguros S.A.	.COL	.OTH	Zurich Versicherungs-Gesellschaft AG	Ownership	.94.900	Zurich Insurance Group Ltd.	.N	.12
		.00000					Zurich Colombia Seguros S.A.	.COL	.OTH	Zurich Lebensversicherungs-Gesellschaft AG	Ownership	.5.100	Zurich Insurance Group Ltd.	.N	.12

SCHEDULE Y
PART 1A - DETAIL OF INSURANCE HOLDING COMPANY SYSTEM

1	2	3	4	5	6	7	8	9	10	11	12	13	14	15	16
Group Code	Group Name	NAIC Company Code	ID Number	Federal RSSD	CIK	Name of Securities Exchange if Publicly Traded (U.S. or International)	Names of Parent, Subsidiaries Or Affiliates	Domi-ciliary Location	Relation-ship to Reporting Entity	Directly Controlled by (Name of Entity/Person)	Type of Control (Ownership, Board, Management, Attorney-in-Fact, Influence, Other)	If Control is Ownership Provide Percen-tage	Ultimate Controlling Entity(ies)/Person(s)	Is an SCA Filing Re-quired? (Y/N)	*
		.00000					Zurich Community Trust (UK) LimitedGBR	.OTH	Zurich Financial Services (UKISA) Limited Zurich Financial Services (UKISA) Nominees Limited	Ownership.....	50.000	Zurich Insurance Group Ltd.N	.12
		.00000					Zurich Community Trust (UK) LimitedGBR	.OTH		Ownership.....	50.000	Zurich Insurance Group Ltd.N	.12
		.00000					Zurich Compania de Reaseguros Argentina S.A.ARG	.OTH	Zurich Versicherungs-Gesellschaft AG	Ownership.....	5.000	Zurich Insurance Group Ltd.N	.12
		.00000					Zurich Compania de Reaseguros Argentina S.A.								
		.00000						.ARG	.OTH	Inversiones Suizo-Argentina S.A.	Ownership.....	95.000	Zurich Insurance Group Ltd.N	.12
		.00000					Zurich Compania de Seguros, S.A.MEX	.OTH	Zurich Versicherungs-Gesellschaft AG	Ownership.....	99.883	Zurich Insurance Group Ltd.N	.12
		.00000					Zurich Computer Services LimitedGBR	.OTH	Allied Dunbar Assurance plc	Ownership.....	100.000	Zurich Insurance Group Ltd.N	.12
		.00000					Zurich Consultoria de Riesgos, C.A.VEN	.OTH	Zurich Seguros, S.A.	Ownership.....	99.990	Zurich Insurance Group Ltd.N	.12
		.00000					Zurich Corredora de Bolsa S.A.CHL	.OTH	Inversiones Suizo Chilena S.A.	Ownership.....	99.000	Zurich Insurance Group Ltd.N	.12
		.00000					Zurich Corredora de Bolsa S.A.CHL	.OTH	Zurich Investments Chile S.A.	Ownership.....	1.000	Zurich Insurance Group Ltd.N	.12
		.00000					Zurich Customer Active Management, d.o.o.SVN	.OTH	Zürich Versicherungs-Gesellschaft AG	Ownership.....	100.000	Zurich Insurance Group Ltd.N	.12
		.00000	36-4412924				Zurich CZI Management Holding Ltd.DE	.OTH	Zurich Global Investment Management Inc. ..	Ownership.....	100.000	Zurich Insurance Group Ltd.N	.12
		.00000					Zurich Deutscher Herold Lebensversicherung AktiengesellschafDEU	.OTH	Deutscher Herold Aktiengesellschaft	Ownership.....	87.540	Zurich Insurance Group Ltd.N	.12
		.00000					Zurich Deutscher Herold Lebensversicherung AktiengesellschafDEU	.OTH	Zurich Beteiligungs-Aktiengesellschaft (Deutschland)	Ownership.....	32.460	Zurich Insurance Group Ltd.N	.12
		.00000	95-4773780				Zurich E&S Insurance Brokerage, Inc.CA	.OTH	Zurich American Insurance Company	Ownership.....	100.000	Zurich Insurance Group Ltd.Y	.12
		.00000					Zurich Employment Services LimitedGBR	.OTH	Zurich Financial Services (UKISA) Limited ..	Ownership.....	100.000	Zurich Insurance Group Ltd.N	.12
		.00000					Zurich Engineering Inspection Services Ireland LimitedIRL	.OTH	Zurich Insurance plc	Ownership.....	100.000	Zurich Insurance Group Ltd.N	.12
		.00000								Zurich Lebensversicherungs-Gesellschaft AG ..					
		.00000					Zurich Eurolife S.A.LUX	.OTH		Ownership.....	90.000	Zurich Insurance Group Ltd.N	.12
		.00000					Zurich Eurolife S.A.LUX	.OTH	Zurich Versicherungs-Gesellschaft AG	Ownership.....	10.000	Zurich Insurance Group Ltd.N	.12
		.00000	AA-0053640				Zurich F&I Reinsurance T&C LimitedTCA	.OTH	Zurich Agency Services Inc.	Ownership.....	0.001	Zurich Insurance Group Ltd.N	.12
		.00000	AA-0053640							Universal Underwriters Service Corporation ..					
		.00000					Zurich F&I Reinsurance T&C LimitedTCA	.OTH		Ownership.....	100.000	Zurich Insurance Group Ltd.N	.12
		.00000					Zurich Fianzas Mexico, S.A.DE C.V.MEX	.OTH	Zurich Versicherungs-Gesellschaft AG	Ownership.....	100.000	Zurich Insurance Group Ltd.N	.12
		.00000					Zurich Finance (Australia) LimitedAUS	.OTH	Zürich Versicherungs-Gesellschaft AG	Ownership.....	100.000	Zurich Insurance Group Ltd.N	.12
		.00000					Zurich Finance (Bermuda) Ltd.BMU	.OTH	Zurich Versicherungs-Gesellschaft AG	Ownership.....	100.000	Zurich Insurance Group Ltd.N	.12
		.00000								Zurich Lebensversicherungs-Gesellschaft AG ..					
		.00000					Zurich Finance (Luxembourg) S.A.LUX	.OTH		Ownership.....	0.081	Zurich Insurance Group Ltd.N	.12
		.00000					Zurich Finance (Luxembourg) S.A.LUX	.OTH	Zurich Versicherungs-Gesellschaft AG	Ownership.....	99.919	Zurich Insurance Group Ltd.N	.12
		.00000					Zurich Finance (UK) plcGBR	.OTH	Zurich Financial Services (UKISA) Limited ..	Ownership.....	99.998	Zurich Insurance Group Ltd.N	.12
		.00000								Zurich Financial Services (UKISA) Nominees Limited	Ownership.....	0.002	Zurich Insurance Group Ltd.N	.12
		.00000					Zurich Finance Company LtdCHE	.OTH	Zurich Versicherungs-Gesellschaft AG	Ownership.....	100.000	Zurich Insurance Group Ltd.N	.12
		.00000					Zurich Financial Management LimitedGBR	.OTH	Allied Dunbar Assurance plc	Ownership.....	100.000	Zurich Insurance Group Ltd.N	.12
		.00000					Zurich Financial Services (Isle of Man) Group Services LimitGBR	.OTH	Zurich Versicherungs-Gesellschaft AG	Ownership.....	100.000	Zurich Insurance Group Ltd.N	.12
		.00000					Zurich Financial Services (Isle of Man) Holdings LimitedGBR	.OTH	Zurich Versicherungs-Gesellschaft AG	Ownership.....	100.000	Zurich Insurance Group Ltd.N	.12
		.00000					Zurich Financial Services (Isle of Man) Insurance Manager LtGBR	.OTH	Zurich Versicherungs-Gesellschaft AG	Ownership.....	100.000	Zurich Insurance Group Ltd.N	.12
		.00000					Zurich Financial Services (UKISA) Group Services LimitedGBR	.OTH		Ownership.....	100.000	Zurich Insurance Group Ltd.N	.12
		.00000					Zurich Financial Services (UKISA) Limited ..	.GBR	.OTH	Allied Zurich Holdings Limited	Ownership.....	90.316	Zurich Insurance Group Ltd.N	.12
		.00000					Zurich Financial Services (UKISA) Limited ..	.GBR	.OTH	Zurich Insurance plc	Ownership.....	9.684	Zurich Insurance Group Ltd.N	.12
		.00000					Zurich Financial Services (UKISA) Nominees LimitedGBR	.OTH		Ownership.....	100.000	Zurich Insurance Group Ltd.N	.12
		.00000	AA-1930995				Zurich Financial Services Australia Limited ..	.AUS	.OTH	Zurich Financial Services (UKISA) Limited ..	Ownership.....	100.000	Zurich Insurance Group Ltd.N	.12
		.00000					Zurich Financial Services EUB Holdings LimitedIRL	.OTH	Zurich Versicherungs-Gesellschaft AG	Ownership.....	100.000	Zurich Insurance Group Ltd.N	.12
		.00000								Zurich Ins Group	Ownership.....	0.083	Zurich Insurance Group Ltd.N	.12

SCHEDULE Y
PART 1A - DETAIL OF INSURANCE HOLDING COMPANY SYSTEM

1	2	3	4	5	6	7	8	9	10	11	12	13	14	15	16
Group Code	Group Name	NAIC Company Code	ID Number	Federal RSSD	CIK	Name of Securities Exchange if Publicly Traded (U.S. or International)	Names of Parent, Subsidiaries Or Affiliates	Domi-ciliary Location	Relation-ship to Reporting Entity	Directly Controlled by (Name of Entity/Person)	Type of Control (Ownership, Board, Management, Attorney-in-Fact, Influence, Other)	If Control is Owner-ship Provide Percen-tage	Ultimate Controlling Entity(ies)/Person(s)	Is an SCA Filing Re-quired? (Y/N)	*
		.00000					Zurich Financial Services EUB Holdings Limited	.IRL	.OTH	Zurich Insurance Group Ltd.	Ownership	99.917	Zurich Insurance Group Ltd.	.N	.12
		.00000					Zurich Financial Services UK Pension Trustee Limited	.GBR	.OTH	Zurich Financial Services (UK)ISA Limited	Ownership	99.000	Zurich Insurance Group Ltd.	.N	.12
		.00000					Zurich Finanz-Gesellschaft AG	.CHE	.OTH	Zurich Versicherungs-Gesellschaft AG	Ownership	100.000	Zurich Insurance Group Ltd.	.N	.12
		.00000					Zurich General Insurance Company (China) Limited	.CHN	.OTH	Zurich Versicherungs-Gesellschaft AG	Ownership	100.000	Zurich Insurance Group Ltd.	.N	.12
		.00000					Zurich General Insurance Malaysia Berhad	.MYS	.OTH	Zürich Versicherungs-Gesellschaft AG	Ownership	100.000	Zurich Insurance Group Ltd.	.N	.12
		.00000					Zurich General Partner (Scotland) Ltd	.GBR	.OTH	Allied Zurich Holdings Limited	Ownership	100.000	Zurich Insurance Group Ltd.	.N	.12
		.00000					Zurich GL Servicios Mexico, S.A. de C.V.	.MEX	.OTH	Zurich Vida, Compañía de Seguros, S.A.	Ownership	95.000	Zurich Insurance Group Ltd.	.N	.12
		.00000					Zurich GL Servicios Mexico, S.A. de C.V.	.MEX	.OTH	Zurich Compañía de Seguros, S.A.	Ownership	5.000	Zurich Insurance Group Ltd.	.N	.12
		.00000					Zurich Global Corporate UK Limited	.GBR	.OTH	Zurich Holdings (UK) Limited	Ownership	100.000	Zurich Insurance Group Ltd.	.N	.12
		.00000	04-3729755				Zurich Global Investment Management Inc.	.DE	.OTH	Zurich Holding Company of America, Inc.	Ownership	100.000	Zurich Insurance Group Ltd.	.N	.12
		.00000	AA-3190947				Zurich Global, Ltd.	.BMU	.OTH	Zurich Holding Company of America, Inc.	Ownership	100.000	Zurich Insurance Group Ltd.	.N	.12
		.00000					Zurich Group Pension Services (UK) Ltd	.GBR	.OTH	Zurich Assurance Ltd	Ownership	100.000	Zurich Insurance Group Ltd.	.N	.12
		.00000					Zurich GSG Limited	.GBR	.OTH	Zurich GSH Limited	Ownership	100.000	Zurich Insurance Group Ltd.	.N	.12
		.00000					Zurich GSH Limited	.GBR	.OTH	Zurich Holdings (UK) Limited	Ownership	100.000	Zurich Insurance Group Ltd.	.N	.12
		.00000	36-3096373				Zurich Holding Company of America, Inc.	.DE	.OTH	Zurich Versicherungs-Gesellschaft AG	Ownership	100.000	Zurich Insurance Group Ltd.	.N	.12
		.00000					Zurich Holding Ireland Limited	.IRL	.OTH	Zurich Versicherungs-Gesellschaft AG	Ownership	100.000	Zurich Insurance Group Ltd.	.N	.12
		.00000					Zurich Holdings (UK) Limited	.GBR	.OTH	Zurich Versicherungs-Gesellschaft AG	Ownership	100.000	Zurich Insurance Group Ltd.	.N	.12
		.00000					Zurich Immobilien Liegenschaftsverwaltungs-GesmbH	.AUT	.OTH	Zurich Versicherungs-Gesellschaft AG	Ownership	100.000	Zurich Insurance Group Ltd.	.N	.12
		.00000					Zurich Independent Wealth Management Limited	.GBR	.OTH	Allied Dunbar Assurance plc	Ownership	100.000	Zurich Insurance Group Ltd.	.N	.12
		.00000					Zurich Insurance Company (U.K.) Limited	.GBR	.OTH	Zurich Versicherungs-Gesellschaft AG	Ownership	100.000	Zurich Insurance Group Ltd.	.N	.12
		.00000					Zurich Insurance Company Escritorio de Representacao no Bras	.BRA	.OTH	Zurich Versicherungs-Gesellschaft AG	Ownership	100.000	Zurich Insurance Group Ltd.	.N	.12
		.00000					Zurich Insurance Company Ltd., Beijing Representative Office	.CHN	.OTH	Zurich Versicherungs-Gesellschaft AG	Ownership	100.000	Zurich Insurance Group Ltd.	.N	.12
		.00000					Zurich Insurance Company Ltd., Representative Office Buenos Aires	.ARG	.OTH	Zurich Versicherungs-Gesellschaft AG	Ownership	100.000	Zurich Insurance Group Ltd.	.N	.12
		.00000			0001127799	SIX Swiss Exchange	Zurich Insurance Group Ltd.	.CHE	.OTH	Board of Directors	Board		Shareholders	.N	
		.00000					Zurich Insurance Holdings (Hong Kong) Limited	.HKG	.OTH	Zurich Versicherungs-Gesellschaft AG	Ownership	100.000	Zurich Insurance Group Ltd.	.N	.12
		.00000					Zurich Insurance Malaysia Berhad	.MYS	.OTH	Zurich Versicherungs-Gesellschaft AG	Ownership	100.000	Zurich Insurance Group Ltd.	.N	.12
		.00000	AA-1780059				Zurich Insurance plc	.IRL	.OTH	Zurich Beteiligungs-Aktiengesellschaft (Deutschland)	Ownership	25.074	Zurich Insurance Group Ltd.	.N	.8
		.00000	AA-1780059				Zurich Insurance plc	.IRL	.OTH	Zurich Holding Ireland Limited	Ownership	70.405	Zurich Insurance Group Ltd.	.N	.8
		.00000	AA-1780059				Zurich Insurance Company Ltd - Rappresentanza Generale per l	.IRL	.OTH	Zurich Insurance Company Ltd - Rappresentanza Generale per l	Ownership	4.521	Zurich Insurance Group Ltd.	.N	.8
		.00000					Zurich Insurance plc, Representative Office Buenos Aires	.ARG	.OTH	Zurich Insurance plc	Ownership	100.000	Zurich Insurance Group Ltd.	.N	.12
		.00000					Zurich Intermediary Group Limited	.GBR	.OTH	Zurich Financial Services (UK)ISA Limited	Ownership	100.000	Zurich Insurance Group Ltd.	.N	.12
		.00000					Zurich Intermediary Group Limited	.GBR	.OTH	Zurich Financial Services (UK)ISA Nominees Limited	Ownership	0.000	Zurich Insurance Group Ltd.	.N	.12
		.00000					Zurich Internacional de Venezuela, C.A. de Corretaje de Reas	.VEN	.OTH	Zurich Versicherungs-Gesellschaft AG	Ownership	100.000	Zurich Insurance Group Ltd.	.N	.12
		.00000	AA-1120018				Zurich International (UK) Limited	.GBR	.OTH	Zurich Holdings (UK) Limited	Ownership	100.000	Zurich Insurance Group Ltd.	.N	.12
		.00000					Zurich International Life Limited	.GBR	.OTH	Zurich Versicherungs-Gesellschaft AG	Ownership	100.000	Zurich Insurance Group Ltd.	.N	.12
		.00000					Zurich International Pensions Administration Limited	.IMN	.OTH	Zurich International Life Limited	Ownership	100.000	Zurich Insurance Group Ltd.	.N	.12
		.00000					Zurich International Services (Luxembourg) S.A.	.LUX	.OTH	Zurich Eurolife S.A.	Ownership	0.040	Zurich Insurance Group Ltd.	.N	.12

SCHEDULE Y
PART 1A - DETAIL OF INSURANCE HOLDING COMPANY SYSTEM

1	2	3	4	5	6	7	8	9	10	11	12	13	14	15	16
Group Code	Group Name	NAIC Company Code	ID Number	Federal RSSD	CIK	Name of Securities Exchange if Publicly Traded (U.S. or International)	Names of Parent, Subsidiaries Or Affiliates	Domi-ciliary Location	Relation-ship to Reporting Entity	Directly Controlled by (Name of Entity/Person)	Type of Control (Ownership, Board, Management, Attorney-in-Fact, Influence, Other)	If Control is Ownership Provide Percen-tage	Ultimate Controlling Entity(ies)/Person(s)	Is an SCA Filing Re-quired? (Y/N)	*
		.00000					Zurich International Services (Luxembourg) S.A.	.LUX	.OTH	Zurich Versicherungs-Gesellschaft AG	Ownership	99.960	Zurich Insurance Group Ltd.	.N	.12
		.00000					Zurich Invest AG	.CHE	.OTH	Zurich Versicherungs-Gesellschaft AG	Ownership	100.000	Zurich Insurance Group Ltd.	.N	.12
		.00000					Zurich Invest ICAV	.IRL	.OTH	Zürich Versicherungs-Gesellschaft AG	Ownership	50.000	Zurich Insurance Group Ltd.	.N	.12
		.00000					Zurich Invest ICAV	.IRL	.OTH	Zurich Invest AG	Ownership	50.000	Zurich Insurance Group Ltd.	.N	.12
		.00000					Zurich Investment Management AG	.CHE	.OTH	Farmers Group, Inc.	Ownership	80.000	Zurich Insurance Group Ltd.	.N	.11
		.00000					Zurich Investment Management AG	.CHE	.OTH	Zurich Versicherungs-Gesellschaft AG	Ownership	20.000	Zurich Insurance Group Ltd.	.N	.12
		.00000					Zurich Investment Management Limited	.AUS	.OTH	Zurich Australia Limited	Ownership	100.000	Zurich Insurance Group Ltd.	.N	.12
		.00000					Zurich Investment Services (UK) Limited	.GBR	.OTH	Allied Zurich Holdings Limited	Ownership	100.000	Zurich Insurance Group Ltd.	.N	.12
		.00000					Zurich Investment Services Limited	.BMU	.OTH	Zurich Finance Company Ltd	Ownership	100.000	Zurich Insurance Group Ltd.	.N	.12
		.00000					Zurich Investments Life S.p.A.	.ITA	.OTH	Zurich Insurance Company Ltd - Rappresentanza Generale per l	Ownership	100.000	Zurich Insurance Group Ltd.	.N	.12
		.00000					Zurich JVCompany Servicios Mexico, S.A. DE C.V.	.MEX	.OTH	Zurich Vida, Compania de Seguros, S.A.	Ownership	0.002	Zurich Insurance Group Ltd.	.N	.12
		.00000					Zurich JVCompany Servicios Mexico, S.A. DE C.V.	.MEX	.OTH	Zurich Santander Seguros Mexico, S.A.	Ownership	99.998	Zurich Insurance Group Ltd.	.N	.12
		.00000					Zurich Kunden Center GmbH	.DEU	.OTH	Zurich Beteiligungs-Aktiengesellschaft (Deutschland)	Ownership	100.000	Zurich Insurance Group Ltd.	.N	.12
		.00000	26-0530367				Zurich Latin America Corporation	.FL	.OTH	Zurich Holding Company of America, Inc.	Ownership	100.000	Zurich Insurance Group Ltd.	.N	.12
		.00000					Zurich Latin America Holding S.L. - Sociedad Unipersonal	.ESP	.OTH	Zurich Lebensversicherungs-Gesellschaft AG	Ownership	100.000	Zurich Insurance Group Ltd.	.N	.12
		.00000					Zurich Latin American Services S.A.	.ARG	.OTH	Inversiones Suizo-Argentina S.A.	Ownership	6.320	Zurich Insurance Group Ltd.	.N	.12
		.00000					Zurich Latin American Services S.A.	.ARG	.OTH	Zurich Versicherungs-Gesellschaft AG	Ownership	93.680	Zurich Insurance Group Ltd.	.N	.12
		.00000					Zurich Lebensversicherungs-Gesellschaft AG	.CHE	.OTH	Zurich Versicherungs-Gesellschaft AG	Ownership	100.000	Zurich Insurance Group Ltd.	.N	.12
		.00000					Zurich Leisure Services Limited	.GBR	.OTH	Allied Dunbar Assurance plc	Ownership	100.000	Zurich Insurance Group Ltd.	.N	.12
		.00000					Zurich Life Assurance plc	.IRL	.OTH	Zurich Holding Ireland Limited	Ownership	100.000	Zurich Insurance Group Ltd.	.N	.12
		.00000					Zurich Life Insurance (Hong Kong) Limited	.HKG	.OTH	Zürich Versicherungs-Gesellschaft AG	Ownership	100.000	Zurich Insurance Group Ltd.	.N	.12
		.00000					Zurich Life Insurance (Singapore) Pte Ltd	.SGP	.OTH	Zurich Versicherungs-Gesellschaft AG	Ownership	100.000	Zurich Insurance Group Ltd.	.N	.12
		.00000					Zurich Life Insurance Company Ltd., Representative office Buenos Aires	.ARG	.OTH	Zurich Lebensversicherungs-Gesellschaft AG	Ownership	100.000	Zurich Insurance Group Ltd.	.N	.12
		.00000					Zurich Management (Bermuda) Ltd	.BMU	.OTH	Zurich Versicherungs-Gesellschaft AG	Ownership	100.000	Zurich Insurance Group Ltd.	.N	.12
		.00000					Zurich Management Services Limited	.GBR	.OTH	Zurich Holdings (UK) Limited	Ownership	100.000	Zurich Insurance Group Ltd.	.N	.12
		.00000					Zurich Minas Brasil Seguros S.A.	.BRA	.OTH	Zurich Versicherungs-Gesellschaft AG	Ownership	100.000	Zurich Insurance Group Ltd.	.N	.12
		.00000					Zurich Pension Trustees Ireland Limited	.IRL	.OTH	Zurich Insurance plc	Ownership	50.000	Zurich Insurance Group Ltd.	.N	.12
		.00000					Zurich Pension Trustees Ireland Limited	.IRL	.OTH	Zurich Trustee Services Limited	Ownership	50.000	Zurich Insurance Group Ltd.	.N	.12
		.00000					Zurich Pension Trustees Limited	.GBR	.OTH	Zurich Assurance Ltd	Ownership	100.000	Zurich Insurance Group Ltd.	.N	.12
		.00000					Zurich Pensions Management Limited	.GBR	.OTH	Allied Dunbar Assurance plc	Ownership	100.000	Zurich Insurance Group Ltd.	.N	.12
		.00000					Zurich Pensionskassen-Beratung AG	.CHE	.OTH	Zurich Lebensversicherungs-Gesellschaft AG	Ownership	100.000	Zurich Insurance Group Ltd.	.N	.12
		.00000					Zurich Professional Limited	.GBR	.OTH	Zurich Holdings (UK) Limited	Ownership	100.000	Zurich Insurance Group Ltd.	.N	.12
		.00000					Zurich Project Finance (UK) Limited	.GBR	.OTH	Zürich Versicherungs-Gesellschaft AG	Ownership	100.000	Zurich Insurance Group Ltd.	.N	.12
		.00000					Zurich Properties Pty Limited	.AUS	.OTH	Zurich Australia Limited	Ownership	40.001	Zurich Insurance Group Ltd.	.N	.12
		.00000					Zurich Properties Pty Limited	.AUS	.OTH	Zurich Australian Insurance Limited	Ownership	59.999	Zurich Insurance Group Ltd.	.N	.12
		.00000					Zurich Property Services Malaysia Sdn Bhd	.MYS	.OTH	Zurich Versicherungs-Gesellschaft AG	Ownership	100.000	Zurich Insurance Group Ltd.	.N	.12
		.00000	30-0165071				Zurich Realty, Inc.	.MD	.OTH	Zurich Holding Company of America, Inc.	Ownership	100.000	Zurich Insurance Group Ltd.	.N	.12
		.00000					Zurich Rechtsschutz-Schadenservice GmbH	.DEU	.OTH	Zurich Beteiligungs-Aktiengesellschaft (Deutschland)	Ownership	100.000	Zurich Insurance Group Ltd.	.N	.12
		.00000					Zurich Reliable Insurance Limited	.RUS	.OTH	Zurich Versicherungs-Gesellschaft AG	Ownership	99.900	Zurich Insurance Group Ltd.	.N	.12
		.00000					Zurich Reliable Insurance Limited	.RUS	.OTH	Zurich Versicherungs-Aktiengesellschaft	Ownership	0.100	Zurich Insurance Group Ltd.	.N	.12
		.00000					Zurich Resseguradora Brasil S.A.	.BRA	.OTH	Zurich Versicherungs-Gesellschaft AG	Ownership	100.000	Zurich Insurance Group Ltd.	.N	.12
		.00000					Zurich Resseguradora Brasil S.A.	.BRA	.OTH	Zurich Lebensversicherungs-Gesellschaft AG	Ownership	0.000	Zurich Insurance Group Ltd.	.N	.12
		.00000					Zurich Risk Consulting RU	.RUS	.OTH	Zurich Reliable Insurance	Ownership	100.000	Zurich Insurance Group Ltd.	.N	.12

SCHEDULE Y
PART 1A - DETAIL OF INSURANCE HOLDING COMPANY SYSTEM

1	2	3	4	5	6	7	8	9	10	11	12	13	14	15	16
Group Code	Group Name	NAIC Company Code	ID Number	Federal RSSD	CIK	Name of Securities Exchange if Publicly Traded (U.S. or International)	Names of Parent, Subsidiaries Or Affiliates	Domi-ciliary Location	Relation-ship to Reporting Entity	Directly Controlled by (Name of Entity/Person)	Type of Control (Ownership, Board, Management, Attorney-in-Fact, Influence, Other)	If Control is Owner-ship Provide Percen-tage	Ultimate Controlling Entity(ies)/Person(s)	Is an SCA Filing Re-quired? (Y/N)	*
		.00000					Zurich Risk Management Services (India) Private Limited	.IND	.OTH	Zurich International (Bermuda) Ltd.	Ownership	.1.000	Zurich Insurance Group Ltd.	.N	.12
		.00000					Zurich Risk Management Services (India) Private Limited	.IND	.OTH	Zurich Versicherungs-Gesellschaft AG	Ownership	.99.000	Zurich Insurance Group Ltd.	.N	.12
		.00000					Zurich Risk Services Asia Pacific Sdn Bhd	.MYS	.OTH	Zurich Management Services Limited	Ownership	.100.000	Zurich Insurance Group Ltd.	.N	.12
		.00000					Zurich Roadside Assistance Malaysia Sdn Bhd	.MYS	.OTH	Zurich Versicherungs-Gesellschaft AG	Ownership	.100.000	Zurich Insurance Group Ltd.	.N	.12
		.00000					Zurich Ruckversicherungs-Gesellschaft AG	.CHE	.OTH	Zurich Versicherungs-Gesellschaft AG	Ownership	.100.000	Zurich Insurance Group Ltd.	.N	.12
		.00000					Zurich Sacramento, Inc.	.CA	.OTH	JFS/ZSF 1998, L.P.	Ownership	.100.000	Zurich Insurance Group Ltd.	.N	.12
		.00000					Zurich Santander Brasil Odonto LTDA.	.BRA	.OTH	Zurich Santander Brasil Seguros e Previdência S.A.	Ownership	.99.000	Zurich Insurance Group Ltd.	.N	.12
		.00000					Zurich Santander Brasil Odonto LTDA.	.BRA	.OTH	Zurich Santander Brasil Seguros S.A.	Ownership	.1.000	Zurich Insurance Group Ltd.	.N	.12
		.00000					Zurich Santander Brasil Seguros e Previdência S.A.	.BRA	.OTH	Zurich Latin America Holding S.L. - Sociedad Unipersonal	Ownership	.0.220	Zurich Insurance Group Ltd.	.N	.12
		.00000					Zurich Santander Brasil Seguros e Previdência S.A.	.BRA	.OTH	Zurich Santander Holding (Spain), S.L.	Ownership	.99.568	Zurich Insurance Group Ltd.	.N	.12
		.00000					Zurich Santander Brasil Seguros e Previdência S.A.	.BRA	.OTH	Zurich Santander Brasil Seguros e Previdência S.A.	Ownership	.100.000	Zurich Insurance Group Ltd.	.N	.12
		.00000					Zurich Santander Holding (Spain), S.L.	.ESP	.OTH	Zurich Santander Insurance America, S.L.	Ownership	.100.000	Zurich Insurance Group Ltd.	.N	.12
		.00000					Zurich Santander Holding Dos (Spain), S.L.	.ESP	.OTH	Zurich Santander Insurance America, S.L.	Ownership	.100.000	Zurich Insurance Group Ltd.	.N	.12
		.00000					Zurich Santander Insurance America, S.L.	.ESP	.OTH	Zurich Latin America Holding S.L. - Sociedad Unipersonal	Ownership	.51.000	Zurich Insurance Group Ltd.	.N	.12
		.00000					Zurich Santander Seguros Argentina S.A.	.ARG	.OTH	Zurich Santander Insurance America, S.L.	Ownership	.96.000	Zurich Insurance Group Ltd.	.N	.12
		.00000					Zurich Santander Seguros Argentina S.A.	.ARG	.OTH	Inversiones ZS America SpA	Ownership	.4.000	Zurich Insurance Group Ltd.	.N	.12
		.00000					Zurich Santander Seguros de Vida Chile S.A.	.CHL	.OTH	Inversiones ZS America Dos Limitada	Ownership	.99.782	Zurich Insurance Group Ltd.	.N	.12
		.00000					Zurich Santander Seguros de Vida Chile S.A.	.CHL	.OTH	Inversiones ZS America SpA	Ownership	.0.218	Zurich Insurance Group Ltd.	.N	.12
		.00000					Zurich Santander Seguros Generales Chile S.A.	.CHL	.OTH	Inversiones ZS America Dos Limitada	Ownership	.99.505	Zurich Insurance Group Ltd.	.N	.12
		.00000					Zurich Santander Seguros Generales Chile S.A.	.CHL	.OTH	Inversiones ZS America SpA	Ownership	.0.495	Zurich Insurance Group Ltd.	.N	.12
		.00000					Zurich Santander Seguros Mexico, S.A.	.MEX	.OTH	Inversiones ZS America SpA	Ownership	.0.001	Zurich Insurance Group Ltd.	.N	.12
		.00000					Zurich Santander Seguros Mexico, S.A.	.MEX	.OTH	Zurich Santander Insurance America, S.L.	Ownership	.99.999	Zurich Insurance Group Ltd.	.N	.12
		.00000					Zurich Seguros Ecuador, S.A.	.ECU	.OTH	Zürich Versicherungs-Gesellschaft AG	Ownership	.100.000	Zurich Insurance Group Ltd.	.N	.12
		.00000					Zurich Seguros, S.A.	.VEN	.OTH	Cursud N.V.	Ownership	.69.210	Zurich Insurance Group Ltd.	.N	.12
		.00000					Zurich Seguros, S.A.	.VEN	.OTH	Inversora Alpina Financiadora de Primas, C.A.	Ownership	.0.000	Zurich Insurance Group Ltd.	.N	.12
		.00000					Zurich Seguros, S.A.	.VEN	.OTH	Zurich Consultoria de Riesgos, C.A.	Ownership	.0.000	Zurich Insurance Group Ltd.	.N	.12
		.00000					Zurich Service GmbH	.DEU	.OTH	Zurich Beteiligungs-Aktiengesellschaft (Deutschland)	Ownership	.100.000	Zurich Insurance Group Ltd.	.N	.12
		.00000					Zurich Service GmbH	.DEU	.OTH	Zurich Versicherungs-Aktiengesellschaft	Ownership	.100.000	Zurich Insurance Group Ltd.	.N	.12
		.00000					Zurich Services (Australia) Pty Limited	.AUS	.OTH	Zurich Financial Services Australia Limited	Ownership	.100.000	Zurich Insurance Group Ltd.	.N	.12
		.00000					Zurich Services (Hong Kong) Limited	.HKG	.OTH	Swiss Insurance Management (Hong Kong) Limited	Ownership	.0.003	Zurich Insurance Group Ltd.	.N	.12
		.00000					Zurich Services (Hong Kong) Limited	.HKG	.OTH	Zurich Insurance Holdings (Hong Kong) Limited	Ownership	.99.997	Zurich Insurance Group Ltd.	.N	.12
		.00000					Zurich Services A.I.E.	.ESP	.OTH	AIDE Asistencia Seguros y Reaseguros, S.A. - Sociedad Uniper	Ownership	.0.000	Zurich Insurance Group Ltd.	.N	.12
		.00000					Zurich Services A.I.E.	.ESP	.OTH	Bansabadell Pensiones, E.G.F.P. S.A.	Ownership	.0.000	Zurich Insurance Group Ltd.	.N	.12
		.00000					Zurich Services A.I.E.	.ESP	.OTH	Bansabadell Seguros Generales, S.A. de Seguros y Reaseguros	Ownership	.0.000	Zurich Insurance Group Ltd.	.N	.12
		.00000					Zurich Services A.I.E.	.ESP	.OTH	Bansabadell Vida S.A. de Seguros y Reaseguros	Ownership	.0.000	Zurich Insurance Group Ltd.	.N	.12
		.00000					Zurich Services A.I.E.	.ESP	.OTH	Zurich Insurance plc, Sucursal en Espana	Ownership	.97.184	Zurich Insurance Group Ltd.	.N	.12

SCHEDULE Y

PART 1A - DETAIL OF INSURANCE HOLDING COMPANY SYSTEM

97.16

ANNUAL STATEMENT FOR THE YEAR 2018 OF THE Bristol West Casualty Insurance Company

Asterisk	Explanation
.....	Note 1: Farmers Insurance Exchange is a California interinsurance exchange owned by its policyholders. Its attorney-in-fact is Farmers Group, Inc, dba Farmers Underwriters Association, which is a subsidiary of Zurich Insurance Group Ltd.
.....	Note 2: FX Insurance Agency, LLC provides services to Farmers Group, Inc, pursuant to a service agreement among its parent, ZFUS Services, LLC, and Farmers Group, Inc, Truck Underwriters Association and Fire Underwriters Association.
.....	Note 3: Farmers Group Inc, as attorney-in-fact for Farmers Insurance Exchange, provides management services to Farmers Texas County Mutual Insurance Company.
.....	Note 4: Fire Insurance Exchange is a California interinsurance exchange owned by its policyholders. Its attorney-in-fact is Fire Underwriters Association, which is a subsidiary of Zurich Insurance Group Ltd.
.....	Note 5: Foremost County Mutual Insurance Company is a Texas County mutual insurance company managed by Foremost Insurance Company Grand Rapids, Michigan.
.....	Note 6: Foremost Lloyds of Texas underwriters are officers and/or directors of Foremost Insurance Company Grand Rapids, Michigan.
.....	Note 7: Truck Insurance Exchange is a California interinsurance exchange owned by its policyholders. Its attorney-in-fact is Truck Underwriters Association, which is a subsidiary of Zurich Insurance Group Ltd.
.....	Note 8: Zurich Insurance Plc operates branches in the following countries: Italy (AA-1364106), Portugal (AA-1820001), Spain (AA-1840150), and United Kingdom (AA-1780059).
.....	Note 9: Zurich Versicherungs-Aktiengesellschaft operates a branch in Germany (AA-1340017)
.....	Note 10: Zurich Versicherungs-Gesellschaft AG also known as Zurich Insurance Company, Ltd operates branches in the following countries: Bermuda (AA-3190825), Canada (AA-1560999), Hong Kong (AA-5324112), Ireland (AA-1780042), Japan (AA-1584115), and Singapore (AA-5760036). It also operates a management entity Alpina International (AA-1460010) in Switzerland.
.....	Note 11: An affiliate entity is the attorney-in-fact of Farmers Insurance Exchange, Fire Insurance Exchange and Truck Insurance Exchange (collectively Exchanges). The reporting entity's relationship to the Exchanges, their subsidiaries, and the affiliates that they manage is classified as OTHER.
.....	Note 12: This company is a subsidiary of Zurich Insurance Group Ltd., and is an affiliate of Farmers Group, Inc.

SCHEDULE Y

PART 2 - SUMMARY OF INSURER'S TRANSACTIONS WITH ANY AFFILIATES

1	2	3	4	5	6	7	8	9	10	11	12	13
NAIC Company Code	ID Number	Names of Insurers and Parent, Subsidiaries or Affiliates	Shareholder Dividends	Capital Contributions	Purchases, Sales or Exchanges of Loans, Securities, Real Estate, Mortgage Loans or Other Investments	Income/ (Disbursements) Incurred in Connection with Guarantees or Undertakings for the Benefit of any Affiliate(s)	Management Agreements and Service Contracts	Income/ (Disbursements) Incurred Under Reinsurance Agreements	*	Any Other Material Activity Not in the Ordinary Course of the Insurer's Business	Totals	Reinsurance Recoverable/ (Payable) on Losses and/or Reserve Credit Taken/(Liability)
25232	22-3398993	21st Century Advantage Insurance Company										6,953,162
44245	13-3551577	21st Century Assurance Insurance Company										14,918,218
36404	95-4136306	21st Century Casualty Company										3,792,634
34789	23-2044095	21st Century Centennial Insurance Company										183,111,549
43974	13-1967524	21st Century Indemnity Insurance Company										9,270,299
12963	95-2565072	21st Century Insurance Company										443,623,908
36587	13-3801089	21st Century National Insurance Company	(17,700,000)								(17,700,000)	
32220	13-3333609	21st Century North America Insurance Company										26,878,589
23795	02-0226203	21st Century Pacific Insurance Company										1,146,907
10710	13-3922232	21st Century Pinnacle Insurance Company										8,547,724
22225	95-2743473	21st Century Preferred Insurance Company										1,330,784
20796	22-1721971	21st Century Premier Insurance Company										3,243,958
23833	02-0227294	21st Century Security Insurance Company	(172,700,000)								(172,700,000)	
10805	13-3953213	American Pacific Insurance Company, Inc.										434,431
11034	34-1893500	Bristol West Casualty Insurance Company										15,971,254
	13-3994449	Bristol West Holdings, Inc.	21,359,783	(25,000,000)							(3,640,217)	
19658	38-1865162	Bristol West Insurance Company										202,397,495
	65-0880876	Bristol West Insurance Services of California, Inc.	(1,500,000)								(1,500,000)	
	65-0616769	Bristol West Insurance Services, Inc. of Florida	(2,700,000)								(2,700,000)	
12774	86-1174452	Bristol West Preferred Insurance Company										29,210,550
10315	95-4528269	Civic Property & Casualty Company							*			(135,128,486)
	76-0543593	Coast National General Agency	(12,500,000)								(12,500,000)	
25089	33-0246701	Coast National Insurance Company										288,191,040
10318	95-4528266	Exact Property & Casualty Company							*			(142,698,833)
21598	95-2626387	Farmers Insurance Company of Arizona							*			498,658,360
21601	95-2626385	Farmers Insurance Company of Idaho							*			(44,376,604)
21636	95-2655893	Farmers Insurance Company of Oregon					(202,414,147)		*		(202,414,147)	(798,034,993)
21644	95-2655894	Farmers Insurance Company of Washington							*			13,426,171
21628	48-0609012	Farmers Insurance Company, Inc.						(178,874,961)	*		(178,874,961)	606,952,504
21652	95-2575893	Farmers Insurance Exchange		(1,333,028,890)			(1,785,581,937)	(203,419,813)	*		(3,322,030,640)	(7,735,743,041)
28487	22-2640040	Farmers Insurance Hawaii, Inc.							*			19,531,994
36889	31-0956373	Farmers Insurance of Columbus Inc.							*			(56,129,215)
10806	36-4165395	Farmers New Century Insurance Company							*			(88,186,293)
43699	59-2326047	Farmers Specialty Insurance Company										89,645,078
24392	74-1067657	Farmers Texas County Mutual Insurance Company						(100,984,046)			(100,984,046)	1,215,947,624
	27-0342907	FCOA, LLC	(1,663,232)	3,000,000							1,336,768	
21660	95-6235715	Fire Insurance Exchange		(141,628,611)			(216,872,300)	(321,220,462)	*		(679,721,373)	(673,447,182)
29254	38-1721730	Foremost County Mutual Insurance Company										156,701,975

SCHEDULE Y

PART 2 - SUMMARY OF INSURER'S TRANSACTIONS WITH ANY AFFILIATES

1	2	3	4	5	6	7	8	9	10	11	12	13
NAIC Company Code	ID Number	Names of Insurers and Parent, Subsidiaries or Affiliates	Shareholder Dividends	Capital Contributions	Purchases, Sales or Exchanges of Loans, Securities, Real Estate, Mortgage Loans or Other Investments	Income/ (Disbursements) Incurred in Connection with Guarantees or Undertakings for the Benefit of any Affiliate(s)	Management Agreements and Service Contracts	Income/ (Disbursements) Incurred Under Reinsurance Agreements	*	Any Other Material Activity Not in the Ordinary Course of the Insurer's Business	Totals	Reinsurance Recoverable/ (Payable) on Losses and/or Reserve Credit Taken/(Liability)
11185	38-1407533	Foremost Insurance Company Grand Rapids, Michigan	1,663,232	(3,000,000)				155,029,172			153,692,404	2,105,542,205
41688	75-1779175	Foremost Lloyds of Texas										146,035,950
11800	35-1604635	Foremost Property & Casualty Insurance Company										153,226,609
41513	38-2430150	Foremost Signature Insurance Company										141,941,238
21679	36-2661515	Illinois Farmers Insurance Company							*			388,563,441
	65-0881673	Insurance Data Systems, G.P.	(4,659,783)								(4,659,783)	
21687	95-6016640	Mid Century Insurance Company	190,400,000	1,416,286,112			(462,660,907)	649,470,110	*		1,793,495,315	1,638,721,246
28673	74-2448744	Mid Century Insurance Company of Texas										610,306
10317	95-4528264	Neighborhood Spirit Property & Casualty Company							*			(125,985,056)
33120	65-0109120	Security National Insurance Company		25,000,000							25,000,000	249,223,709
21695	94-1663548	Texas Farmers Insurance Company							*			571,097,034
21709	95-2575892	Truck Insurance Exchange		(141,628,611)			(224,101,377)		*		(365,729,988)	988,831,975
		The following Zurich Insurance Group entities within NAIC Group Code 0212 have transactions with Farmers Insurance Group entities within NAIC Group Code 0069										
40142	36-3141762	American Zurich Insurance Company										2,705,109
	95-0725935	Farmers Group, Inc.	190,000,000	(150,000,000)			2,433,018,043				2,473,018,043	
63177	91-0335750	Farmers New World Life Insurance Company	(190,000,000)								(190,000,000)	
10873	95-4650862	Farmers Reinsurance Company		150,000,000							150,000,000	(173,208,332)
	95-2670247	Fire Underwriters Association					246,366,933				246,366,933	
	95-2670330	Truck Underwriters Association					212,245,691				212,245,691	
90557	36-3050975	Zurich America Life Insurance Company										(1,093,841,320)
16535	36-4233459	Zurich American Insurance Company		200,000,000							200,000,000	145,482,498
	AA-1460190	Zurich Insurance Company, Ltd.										694,911,827
9999999	Control Totals								XXX			

ANNUAL STATEMENT FOR THE YEAR 2018 OF THE Bristol West Casualty Insurance Company

SUPPLEMENTAL EXHIBITS AND SCHEDULES INTERROGATORIES








The following supplemental reports are required to be filed as part of your statement filing unless specifically waived by the domiciliary state. However, in the event that your domiciliary state waives the filing requirement, your response of **WAIVED** to the specific interrogatory will be accepted in lieu of filing a “NONE” report and a bar code will be printed below. If the supplement is required of your company but is not being filed for whatever reason enter **SEE EXPLANATION** and provide an explanation following the interrogatory questions.

		Responses
MARCH FILING		
1.	Will an actuarial opinion be filed by March 1?	YES
2.	Will the Supplemental Compensation Exhibit be filed with the state of domicile by March 1?	YES
3.	Will the confidential Risk-based Capital Report be filed with the NAIC by March 1?.....	YES
4.	Will the confidential Risk-based Capital Report be filed with the state of domicile, if required by March 1?	YES
APRIL FILING		
5.	Will the Insurance Expense Exhibit be filed with the state of domicile and the NAIC by April 1?	YES
6.	Will Management's Discussion and Analysis be filed by April 1?	YES
7.	Will the Supplemental Investment Risk Interrogatories be filed by April 1?	YES
MAY FILING		
8.	Will this company be included in a combined annual statement which is filed with the NAIC by May 1?	YES
JUNE FILING		
9.	Will an audited financial report be filed by June 1?	YES
10.	Will Accountant's Letter of Qualifications be filed with the state of domicile and electronically with the NAIC by June 1?	YES
AUGUST FILING		
11.	Will the regulator-only (non-public) Communication of Internal Control Related Matters Noted in Audit be filed with the state of domicile and electronically with the NAIC (as a regulator-only non-public document) by August 1?	YES

The following supplemental reports are required to be filed as part of your annual statement filing **if your company is engaged in the type of business covered by the supplement. However, in the event that your company does not transact the type of business for which the special report must be filed, your response of NO to the specific interrogatory will be accepted in lieu of filing a “NONE” report and a bar code will be printed below.** If the supplement is required of your company but is not being filed for whatever reason enter **SEE EXPLANATION** and provide an explanation following the interrogatory questions.

















MARCH FILING		
12.	Will Schedule SIS (Stockholder Information Supplement) be filed with the state of domicile by March 1?	NO
13.	Will the Financial Guaranty Insurance Exhibit be filed by March 1?.....	NO
14.	Will the Medicare Supplement Insurance Experience Exhibit be filed with the state of domicile and the NAIC by March 1?.....	NO
15.	Will Supplement A to Schedule T (Medical Professional Liability Supplement) be filed by March 1?	NO
16.	Will the Trusteed Surplus Statement be filed with the state of domicile and the NAIC by March 1?	NO
17.	Will the Premiums Attributed to Protected Cells Exhibit be filed by March 1?	NO
18.	Will the Reinsurance Summary Supplemental Filing for General Interrogatory 9 be filed with the state of domicile and the NAIC by March 1?	NO
19.	Will the Medicare Part D Coverage Supplement be filed with the state of domicile and the NAIC by March 1?.....	NO
20.	Will the confidential Actuarial Opinion Summary be filed with the state of domicile, if required, by March 15 (or the date otherwise specified)?.....	YES
21.	Will the Reinsurance Attestation Supplement be filed with the state of domicile and the NAIC by March 1?	YES
22.	Will the Exceptions to the Reinsurance Attestation Supplement be filed with the state of domicile by March 1?	NO
23.	Will the Bail Bond Supplement be filed with the state of domicile and the NAIC by March 1?	NO
24.	Will the Director and Officer Insurance Coverage Supplement be filed with the state of domicile and the NAIC by March 1?	NO
25.	Will an approval from the reporting entity's state of domicile for relief related to the five-year rotation requirement for lead audit partner be filed electronically with the NAIC by March 1?	NO
26.	Will an approval from the reporting entity's state of domicile for relief related to the one-year cooling off period for independent CPA be filed electronically with the NAIC by March 1?	NO
27.	Will an approval from the reporting entity's state of domicile for relief related to the Requirements for Audit Committees be filed electronically with the NAIC by March 1?.....	NO
28.	Will the Supplemental Schedule for Reinsurance Counterparty Reporting Exception - Asbestos and Pollution Contracts be filed with the state of domicile and the NAIC by March 1?.....	NO
APRIL FILING		
29.	Will the Credit Insurance Experience Exhibit be filed with the state of domicile and the NAIC by April 1?	NO
30.	Will the Long-term Care Experience Reporting Forms be filed with the state of domicile and the NAIC by April 1?	NO
31.	Will the Accident and Health Policy Experience Exhibit be filed by April 1?	NO
32.	Will the Supplemental Health Care Exhibit (Parts 1, 2 and 3) be filed with the state of domicile and the NAIC by April 1?	NO
33.	Will the regulator only (non-public) Supplemental Health Care Exhibit's Expense Allocation Report be filed with the state of domicile and the NAIC by April 1?	NO
34.	Will the Cybersecurity and Identity Theft Insurance Coverage Supplement be filed with the state of domicile and the NAIC by April 1?	NO
35.	Will the Life, Health & Annuity Guaranty Association Model Act Assessment Base Reconciliation Exhibit be filed with the state of domicile and the NAIC by April 1?	NO
36.	Will the Adjustments to the Life, Health & Annuity Guaranty Association Model Act Assessment Base Reconciliation Exhibit (if required) be filed with the state of domicile and the NAIC by April 1?	NO
AUGUST FILING		
37.	Will Management's Report of Internal Control Over Financial Reporting be filed with the state of domicile by August 1?	YES
Explanations:		
12.		
13.		
14.		
15.		
16.		
17.		
18.		
19.		
22.		
23.		
24.		
25.		
26.		
27.		
28.		
29.		
30.		
31.		
32.		
33.		
34.		
35.		
36.		

Bar Codes:

12.	SIS Stockholder Information Supplement [Document Identifier 420]	
13.	Financial Guaranty Insurance Exhibit [Document Identifier 240]	
14.	Medicare Supplement Insurance Experience Exhibit [Document Identifier 360]	
15.	Supplement A to Schedule T [Document Identifier 455]	
16.	Trusteed Surplus Statement [Document Identifier 490]	
17.	Premiums Attributed to Protected Cells Exhibit [Document Identifier 385]	
18.	Reinsurance Summary Supplemental Filing [Document Identifier 401]	

ANNUAL STATEMENT FOR THE YEAR 2018 OF THE Bristol West Casualty Insurance Company

SUPPLEMENTAL EXHIBITS AND SCHEDULES INTERROGATORIES

19.	Medicare Part D Coverage Supplement [Document Identifier 365]	 1 1 0 3 4 2 0 1 8 3 6 5 0 0 0 0 0
22.	Exceptions to the Reinsurance Attestation Supplement [Document Identifier 400]	 1 1 0 3 4 2 0 1 8 4 0 0 0 0 0 0 0
23.	Bail Bond Supplement [Document Identifier 500]	 1 1 0 3 4 2 0 1 8 5 0 0 0 0 0 0 0
24.	Director and Officer Insurance Coverage Supplement [Document Identifier 505]	 1 1 0 3 4 2 0 1 8 5 0 5 0 0 0 0 0
25.	Relief from the five-year rotation requirement for lead audit partner [Document Identifier 224]	 1 1 0 3 4 2 0 1 8 2 2 4 0 0 0 0 0
26.	Relief from the one-year cooling off period for independent CPA [Document Identifier 225]	 1 1 0 3 4 2 0 1 8 2 2 5 0 0 0 0 0
27.	Relief from the Requirements for Audit Committees [Document Identifier 226]	 1 1 0 3 4 2 0 1 8 2 2 6 0 0 0 0 0
28.	Reinsurance Counterparty Reporting Exception – Asbestos and Pollution Contracts [Document Identifier 555]	 1 1 0 3 4 2 0 1 8 5 5 5 0 0 0 0 0
29.	Credit Insurance Experience Exhibit [Document Identifier 230]	 1 1 0 3 4 2 0 1 8 2 3 0 0 0 0 0 0
30.	Long-Term Care Experience Reporting Forms [Document Identifier 306]	 1 1 0 3 4 2 0 1 8 3 0 6 0 0 0 0 0
31.	Accident and Health Policy Experience Exhibit [Document Identifier 210]	 1 1 0 3 4 2 0 1 8 2 1 0 0 0 0 0 0
32.	Supplemental Health Care Exhibit (Parts 1, 2 and 3) [Document Identifier 216]	 1 1 0 3 4 2 0 1 8 2 1 6 0 0 0 0 0
33.	Supplemental Health Care Exhibit's Expense Allocation Report [Document Identifier 217]	 1 1 0 3 4 2 0 1 8 2 1 7 0 0 0 0 0
34.	Cybersecurity and Identity Theft Insurance Coverage Supplement [Document Identifier 550]	 1 1 0 3 4 2 0 1 8 5 5 0 0 0 0 0 0
35.	Life, Health & Annuity Guaranty Association Model Act Assessment Base Reconciliation Exhibit [Document Identifier 290]	 1 1 0 3 4 2 0 1 8 2 9 0 0 0 0 0 0
36.	Adjustments to the Life, Health & Annuity Guaranty Association Model Act Assessment Base Reconciliation Exhibit [Document Identifier 300]	 1 1 0 3 4 2 0 1 8 3 0 0 0 0 0 0 0

NONE

ALPHABETICAL INDEX

ANNUAL STATEMENT BLANK

Assets	2
Cash Flow	5
Exhibit of Capital Gains (Losses)	12
Exhibit of Net Investment Income	12
Exhibit of Nonadmitted Assets	13
Exhibit of Premiums and Losses (State Page)	19
Five-Year Historical Data	17
General Interrogatories	15
Jurat Page	1
Liabilities, Surplus and Other Funds	3
Notes To Financial Statements	14
Overflow Page For Write-ins	100
Schedule A - Part 1	E01
Schedule A - Part 2	E02
Schedule A - Part 3	E03
Schedule A - Verification Between Years	SI02
Schedule B - Part 1	E04
Schedule B - Part 2	E05
Schedule B - Part 3	E06
Schedule B - Verification Between Years	SI02
Schedule BA - Part 1	E07
Schedule BA - Part 2	E08
Schedule BA - Part 3	E09
Schedule BA - Verification Between Years	SI03
Schedule D - Part 1	E10
Schedule D - Part 1A - Section 1	SI05
Schedule D - Part 1A - Section 2	SI08
Schedule D - Part 2 - Section 1	E11
Schedule D - Part 2 - Section 2	E12
Schedule D - Part 3	E13
Schedule D - Part 4	E14
Schedule D - Part 5	E15
Schedule D - Part 6 - Section 1	E16
Schedule D - Part 6 - Section 2	E16
Schedule D - Summary By Country	SI04
Schedule D - Verification Between Years	SI03
Schedule DA - Part 1	E17
Schedule DA - Verification Between Years	SI10
Schedule DB - Part A - Section 1	E18
Schedule DB - Part A - Section 2	E19
Schedule DB - Part A - Verification Between Years	SI11
Schedule DB - Part B - Section 1	E20
Schedule DB - Part B - Section 2	E21
Schedule DB - Part B - Verification Between Years	SI11
Schedule DB - Part C - Section 1	SI12
Schedule DB - Part C - Section 2	SI13
Schedule DB - Part D - Section 1	E22
Schedule DB - Part D - Section 2	E23
Schedule DB - Verification	SI14
Schedule DL - Part 1	E24
Schedule DL - Part 2	E25
Schedule E - Part 1 - Cash	E26
Schedule E - Part 2 - Cash Equivalents	E27
Schedule E - Part 2 - Verification Between Years	SI15
Schedule E - Part 3 - Special Deposits	E28
Schedule F - Part 1	20
Schedule F - Part 2	21
Schedule F - Part 3	22
Schedule F - Part 4	27
Schedule F - Part 5	28
Schedule F - Part 6	29
Schedule H - Accident and Health Exhibit - Part 1	30
Schedule H - Part 2, Part 3 and 4	31
Schedule H - Part 5 - Health Claims	32

ANNUAL STATEMENT BLANK (Continued)

Schedule P - Part 1 - Summary	33
Schedule P - Part 1A - Homeowners/Farmowners	35
Schedule P - Part 1B - Private Passenger Auto Liability/Medical	36
Schedule P - Part 1C - Commercial Auto/Truck Liability/Medical	37
Schedule P - Part 1D - Workers' Compensation (Excluding Excess Workers' Compensation)	38
Schedule P - Part 1E - Commercial Multiple Peril	39
Schedule P - Part 1F - Section 1 - Medical Professional Liability - Occurrence	40
Schedule P - Part 1F - Section 2 - Medical Professional Liability - Claims-Made	41
Schedule P - Part 1G - Special Liability (Ocean, Marine, Aircraft (All Perils), Boiler and Machinery)	42
Schedule P - Part 1H - Section 1 - Other Liability-Occurrence	43
Schedule P - Part 1H - Section 2 - Other Liability - Claims-Made	44
Schedule P - Part 1I - Special Property (Fire, Allied Lines, Inland Marine, Earthquake, Burglary & Theft)	45
Schedule P - Part 1J - Auto Physical Damage	46
Schedule P - Part 1K - Fidelity/Surety	47
Schedule P - Part 1L - Other (Including Credit, Accident and Health)	48
Schedule P - Part 1M - International	49
Schedule P - Part 1N - Reinsurance - Nonproportional Assumed Property	50
Schedule P - Part 1O - Reinsurance - Nonproportional Assumed Liability	51
Schedule P - Part 1P - Reinsurance - Nonproportional Assumed Financial Lines	52
Schedule P - Part 1R - Section 1 - Products Liability - Occurrence	53
Schedule P - Part 1R - Section 2 - Products Liability - Claims-Made	54
Schedule P - Part 1S - Financial Guaranty/Mortgage Guaranty	55
Schedule P - Part 1T - Warranty	56
Schedule P - Part 2, Part 3 and Part 4 - Summary	34
Schedule P - Part 2A - Homeowners/Farmowners	57
Schedule P - Part 2B - Private Passenger Auto Liability/Medical	57
Schedule P - Part 2C - Commercial Auto/Truck Liability/Medical	57
Schedule P - Part 2D - Workers' Compensation (Excluding Excess Workers' Compensation)	57
Schedule P - Part 2E - Commercial Multiple Peril	57
Schedule P - Part 2F - Section 1 - Medical Professional Liability - Occurrence	58
Schedule P - Part 2F - Section 2 - Medical Professional Liability - Claims-Made	58
Schedule P - Part 2G - Special Liability (Ocean Marine, Aircraft (All Perils), Boiler and Machinery)	58
Schedule P - Part 2H - Section 1 - Other Liability - Occurrence	58
Schedule P - Part 2H - Section 2 - Other Liability - Claims-Made	58
Schedule P - Part 2I - Special Property (Fire, Allied Lines, Inland Marine, Earthquake, Burglary, and Theft)	59
Schedule P - Part 2J - Auto Physical Damage	59
Schedule P - Part 2K - Fidelity, Surety	59
Schedule P - Part 2L - Other (Including Credit, Accident and Health)	59
Schedule P - Part 2M - International	59
Schedule P - Part 2N - Reinsurance - Nonproportional Assumed Property	60
Schedule P - Part 2O - Reinsurance - Nonproportional Assumed Liability	60
Schedule P - Part 2P - Reinsurance - Nonproportional Assumed Financial Lines	60
Schedule P - Part 2R - Section 1 - Products Liability - Occurrence	61
Schedule P - Part 2R - Section 2 - Products Liability - Claims-Made	61
Schedule P - Part 2S - Financial Guaranty/Mortgage Guaranty	61
Schedule P - Part 2T - Warranty	61
Schedule P - Part 3A - Homeowners/Farmowners	62
Schedule P - Part 3B - Private Passenger Auto Liability/Medical	62
Schedule P - Part 3C - Commercial Auto/Truck Liability/Medical	62
Schedule P - Part 3D - Workers' Compensation (Excluding Excess Workers' Compensation)	62
Schedule P - Part 3E - Commercial Multiple Peril	62
Schedule P - Part 3F - Section 1 - Medical Professional Liability - Occurrence	63
Schedule P - Part 3F - Section 2 - Medical Professional Liability - Claims-Made	63
Schedule P - Part 3G - Special Liability (Ocean Marine, Aircraft (All Perils), Boiler and Machinery)	63
Schedule P - Part 3H - Section 1 - Other Liability - Occurrence	63
Schedule P - Part 3H - Section 2 - Other Liability - Claims-Made	63
Schedule P - Part 3I - Special Property (Fire, Allied Lines, Inland Marine, Earthquake, Burglary, and Theft)	64
Schedule P - Part 3J - Auto Physical Damage	64
Schedule P - Part 3K - Fidelity/Surety	64
Schedule P - Part 3L - Other (Including Credit, Accident and Health)	64
Schedule P - Part 3M - International	64
Schedule P - Part 3N - Reinsurance - Nonproportional Assumed Property	65
Schedule P - Part 3O - Reinsurance - Nonproportional Assumed Liability	65
Schedule P - Part 3P - Reinsurance - Nonproportional Assumed Financial Lines	65
Schedule P - Part 3R - Section 1 - Products Liability - Occurrence	66
Schedule P - Part 3R - Section 2 - Products Liability - Claims-Made	66
Schedule P - Part 3S - Financial Guaranty/Mortgage Guaranty	66
Schedule P - Part 3T - Warranty	66

ANNUAL STATEMENT BLANK (Continued)

Schedule P - Part 4A - Homeowners/Farmowners	67
Schedule P - Part 4B - Private Passenger Auto Liability/Medical	67
Schedule P - Part 4C - Commercial Auto/Truck Liability/Medical	67
Schedule P - Part 4D - Workers' Compensation (Excluding Excess Workers' Compensation)	67
Schedule P - Part 4E - Commercial Multiple Peril	67
Schedule P - Part 4F - Section 1 - Medical Professional Liability - Occurrence	68
Schedule P - Part 4F - Section 2 - Medical Professional Liability - Claims-Made	68
Schedule P - Part 4G - Special Liability (Ocean Marine, Aircraft (All Perils), Boiler and Machinery)	68
Schedule P - Part 4H - Section 1 - Other Liability - Occurrence	68
Schedule P - Part 4H - Section 2 - Other Liability - Claims-Made	68
Schedule P - Part 4I - Special Property (Fire, Allied Lines, Inland Marine, Earthquake, Burglary and Theft)	69
Schedule P - Part 4J - Auto Physical Damage	69
Schedule P - Part 4K - Fidelity/Surety	69
Schedule P - Part 4L - Other (Including Credit, Accident and Health)	69
Schedule P - Part 4M - International	69
Schedule P - Part 4N - Reinsurance - Nonproportional Assumed Property	70
Schedule P - Part 4O - Reinsurance - Nonproportional Assumed Liability	70
Schedule P - Part 4P - Reinsurance - Nonproportional Assumed Financial Lines	70
Schedule P - Part 4R - Section 1 - Products Liability - Occurrence	71
Schedule P - Part 4R - Section 2 - Products Liability - Claims-Made	71
Schedule P - Part 4S - Financial Guaranty/Mortgage Guaranty	71
Schedule P - Part 4T - Warranty	71
Schedule P - Part 5A - Homeowners/Farmowners	72
Schedule P - Part 5B - Private Passenger Auto Liability/Medical	73
Schedule P - Part 5C - Commercial Auto/Truck Liability/Medical	74
Schedule P - Part 5D - Workers' Compensation (Excluding Excess Workers' Compensation)	75
Schedule P - Part 5E - Commercial Multiple Peril	76
Schedule P - Part 5F - Medical Professional Liability - Claims-Made	78
Schedule P - Part 5F - Medical Professional Liability - Occurrence	77
Schedule P - Part 5H - Other Liability - Claims-Made	80
Schedule P - Part 5H - Other Liability - Occurrence	79
Schedule P - Part 5R - Products Liability - Claims-Made	82
Schedule P - Part 5R - Products Liability - Occurrence	81
Schedule P - Part 5T - Warranty	83
Schedule P - Part 6C - Commercial Auto/Truck Liability/Medical	84
Schedule P - Part 6D - Workers' Compensation (Excluding Excess Workers' Compensation)	84
Schedule P - Part 6E - Commercial Multiple Peril	85
Schedule P - Part 6H - Other Liability - Claims-Made	86
Schedule P - Part 6H - Other Liability - Occurrence	85
Schedule P - Part 6M - International	86
Schedule P - Part 6N - Reinsurance - Nonproportional Assumed Property	87
Schedule P - Part 6O - Reinsurance - Nonproportional Assumed Liability	87
Schedule P - Part 6R - Products Liability - Claims-Made	88
Schedule P - Part 6R - Products Liability - Occurrence	88
Schedule P - Part 7A - Primary Loss Sensitive Contracts	89
Schedule P - Part 7B - Reinsurance Loss Sensitive Contracts	91
Schedule P Interrogatories	93
Schedule T - Exhibit of Premiums Written	94
Schedule T - Part 2 - Interstate Compact	95
Schedule Y - Information Concerning Activities of Insurer Members of a Holding Company Group	96
Schedule Y - Part 1A - Detail of Insurance Holding Company System	97
Schedule Y - Part 2 - Summary of Insurer's Transactions With Any Affiliates	98
Statement of Income	4
Summary Investment Schedule	SI01
Supplemental Exhibits and Schedules Interrogatories	99
Underwriting and Investment Exhibit Part 1	6
Underwriting and Investment Exhibit Part 1A	7
Underwriting and Investment Exhibit Part 1B	8
Underwriting and Investment Exhibit Part 2	9
Underwriting and Investment Exhibit Part 2A	10
Underwriting and Investment Exhibit Part 3	11