



# QUARTERLY STATEMENT

As of September 30, 2018  
of the Condition and Affairs of the

## GREAT AMERICAN PROTECTION INSURANCE COMPANY

NAIC Group Code.....0084, 0084 (Current Period) (Prior Period)	NAIC Company Code..... 38580	Employer's ID Number..... 31-1288778
Organized under the Laws of OH	State of Domicile or Port of Entry OH	Country of Domicile US
Incorporated/Organized..... January 8, 1990	Commenced Business..... September 29, 1990	
Statutory Home Office	301 E Fourth Street .. Cincinnati .. OH .. US .. 45202 <i>(Street and Number) (City or Town, State, Country and Zip Code)</i>	
Main Administrative Office	301 E Fourth Street .. Cincinnati .. OH .. US .. 45202 <i>(Street and Number) (City or Town, State, Country and Zip Code)</i>	513-369-5000 <i>(Area Code) (Telephone Number)</i>
Mail Address	301 E Fourth Street .. Cincinnati .. OH .. US .. 45202 <i>(Street and Number or P. O. Box) (City or Town, State, Country and Zip Code)</i>	
Primary Location of Books and Records	301 E Fourth Street .. Cincinnati .. OH .. US .. 45202 <i>(Street and Number) (City or Town, State, Country and Zip Code)</i>	513-369-5000 <i>(Area Code) (Telephone Number)</i>
Internet Web Site Address	www.greatamericaninsurancegroup.com	
Statutory Statement Contact	Robert James Schwartz <i>(Name)</i> BSchwartz@gaig.com <i>(E-Mail Address)</i>	513-369-5092 <i>(Area Code) (Telephone Number) (Extension)</i> 513-369-3873 <i>(Fax Number)</i>

### OFFICERS

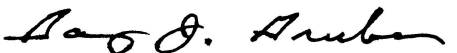
Name	Title	Name	Title
1. Gary John Gruber	President	2. Sue Ann Erhart	Senior Vice President, General Counsel & Secretary
3. Robert James Schwartz	Vice President & Controller	4. Lisa Ann Hays	Vice President & Actuary
<b>OTHER</b>			
Ronald James Brichler	Executive Vice President	Michael Eugene Sullivan Jr.	Executive Vice President
Aaron Beasy Latto	Senior Vice President	David Lawrence Thompson Jr.	Senior Vice President
David John Witzgall	Senior Vice President, CFO & Treasurer	Annette Denise Gardner	Vice President & Assistant Treasurer
John William Tholen	Vice President	Stephen Charles Beraha	Assistant Vice President & Assistant Secretary
Howard Kim Baird	Assistant Treasurer	Robert Jude Zbacnik	Assistant Treasurer

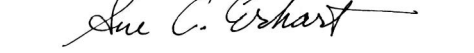
### DIRECTORS OR TRUSTEES


Ronald James Brichler	Michelle Ann Gillis	Gary John Gruber	Michael Eugene Sullivan Jr.
David John Witzgall			

State of..... Ohio  
County of..... Hamilton


The officers of this reporting entity being duly sworn, each depose and say that they are the described officers of said reporting entity, and that on the reporting period stated above, all of the herein described assets were the absolute property of the said reporting entity, free and clear from any liens or claims thereon, except as herein stated, and that this statement, together with related exhibits, schedules and explanations therein contained, annexed or referred to, is a full and true statement of all the assets and liabilities and of the condition and affairs of the said reporting entity as of the reporting period stated above, and of its income and deductions therefrom for the period ended, and have been completed in accordance with the NAIC *Annual Statement Instructions and Accounting Practices and Procedures* manual except to the extent that: (1) state law may differ; or, (2) that state rules or regulations require differences in reporting not related to accounting practices and procedures, according to the best of their information, knowledge and belief, respectively. Furthermore, the scope of this attestation by the described officers also includes the related corresponding electronic filing with the NAIC, when required, that is an exact copy (except for formatting differences due to electronic filing) of the enclosed statement. The electronic filing may be requested by various regulators in lieu of or in addition to the enclosed statement.

  
\_\_\_\_\_  
(Signature)  
Gary John Gruber  
President


  
\_\_\_\_\_  
(Signature)  
Sue Ann Erhart  
Senior Vice President, General Counsel & Secretary

  
\_\_\_\_\_  
(Signature)  
Robert James Schwartz  
Vice President & Controller

Subscribed and sworn to before me  
This 8 day of November, 2018



Notary Public, State of Ohio  
My Commission Expires November 8, 2021.



a. Is this an original filing? Yes [X] No [ ]  
b. If no: 1. State the amendment number \_\_\_\_\_  
2. Date filed \_\_\_\_\_  
3. Number of pages attached \_\_\_\_\_

**ASSETS**

	Current Statement Date			4 December 31 Prior Year Net Admitted Assets
	1 Assets	2 Nonadmitted Assets	3 Net Admitted Assets (Cols. 1 - 2)	
1. Bonds.....	15,826,328	0	15,826,328	14,576,348
2. Stocks:				
2.1 Preferred stocks.....	467,500	0	467,500	467,500
2.2 Common stocks.....	0	0	0	0
3. Mortgage loans on real estate:				
3.1 First liens.....	0	0	0	0
3.2 Other than first liens.....	0	0	0	0
4. Real estate:				
4.1 Properties occupied by the company (less \$.....0 encumbrances).....	0	0	0	0
4.2 Properties held for the production of income (less \$.....0 encumbrances).....	0	0	0	0
4.3 Properties held for sale (less \$.....0 encumbrances).....	0	0	0	0
5. Cash (\$.....35,870), cash equivalents (\$.....4,447,339) and short-term investments (\$.....0).....	4,483,209	0	4,483,209	5,860,777
6. Contract loans (including \$.....0 premium notes).....	0	0	0	0
7. Derivatives.....	0	0	0	0
8. Other invested assets.....	0	0	0	0
9. Receivables for securities.....	0	0	0	0
10. Securities lending reinvested collateral assets.....	0	0	0	0
11. Aggregate write-ins for invested assets.....	0	0	0	0
12. Subtotals, cash and invested assets (Lines 1 to 11).....	20,777,036	0	20,777,036	20,904,624
13. Title plants less \$.....0 charged off (for Title insurers only).....	0	0	0	0
14. Investment income due and accrued.....	89,845	0	89,845	135,283
15. Premiums and considerations:				
15.1 Uncollected premiums and agents' balances in the course of collection.....	0	0	0	0
15.2 Deferred premiums, agents' balances and installments booked but deferred and not yet due (including \$.....0 earned but unbilled premiums).....	0	0	0	0
15.3 Accrued retrospective premiums (\$.....0) and contracts subject to redetermination (\$.....0).....	0	0	0	0
16. Reinsurance:				
16.1 Amounts recoverable from reinsurers.....	0	0	0	0
16.2 Funds held by or deposited with reinsured companies.....	0	0	0	0
16.3 Other amounts receivable under reinsurance contracts.....	0	0	0	0
17. Amounts receivable relating to uninsured plans.....	0	0	0	0
18.1 Current federal and foreign income tax recoverable and interest thereon.....	0	0	0	0
18.2 Net deferred tax asset.....	45,193	0	45,193	40,352
19. Guaranty funds receivable or on deposit.....	0	0	0	0
20. Electronic data processing equipment and software.....	0	0	0	0
21. Furniture and equipment, including health care delivery assets (\$.....0).....	0	0	0	0
22. Net adjustment in assets and liabilities due to foreign exchange rates.....	0	0	0	0
23. Receivables from parent, subsidiaries and affiliates.....	0	0	0	0
24. Health care (\$.....0) and other amounts receivable.....	0	0	0	0
25. Aggregate write-ins for other than invested assets.....	12	0	12	421
26. Total assets excluding Separate Accounts, Segregated Accounts and Protected Cell Accounts (Lines 12 through 25).....	20,912,086	0	20,912,086	21,080,681
27. From Separate Accounts, Segregated Accounts and Protected Cell Accounts.....	0	0	0	0
28. Total (Lines 26 and 27).....	20,912,086	0	20,912,086	21,080,681

**DETAILS OF WRITE-INS**

1101.....	0	0	0	0
1102.....	0	0	0	0
1103.....	0	0	0	0
1198. Summary of remaining write-ins for Line 11 from overflow page.....	0	0	0	0
1199. Totals (Lines 1101 thru 1103 plus 1198) (Line 11 above).....	0	0	0	0
2501. Other receivables.....	12	0	12	421
2502.....	0	0	0	0
2503.....	0	0	0	0
2598. Summary of remaining write-ins for Line 25 from overflow page.....	0	0	0	0
2599. Totals (Lines 2501 thru 2503 plus 2598) (Line 25 above).....	12	0	12	421

# GREAT AMERICAN PROTECTION INSURANCE COMPANY

## LIABILITIES, SURPLUS AND OTHER FUNDS

	1 Current Statement Date	2 December 31 Prior Year
1. Losses (current accident year \$.....0).....	.0	.0
2. Reinsurance payable on paid losses and loss adjustment expenses.....	.0	.0
3. Loss adjustment expenses.....	.0	.0
4. Commissions payable, contingent commissions and other similar charges.....	.0	.0
5. Other expenses (excluding taxes, licenses and fees).....	765	600
6. Taxes, licenses and fees (excluding federal and foreign income taxes).....	.0	.0
7.1 Current federal and foreign income taxes (including \$.....0 on realized capital gains (losses)).....	1,884	364
7.2 Net deferred tax liability.....	.0	.0
8. Borrowed money \$.....0 and interest thereon \$.....0.....	.0	.0
9. Unearned premiums (after deducting unearned premiums for ceded reinsurance of \$.....0 and including warranty reserves of \$.....0 and accrued accident and health experience rating refunds including \$.....0 for medical loss ratio rebate per the Public Health Service Act).....	.0	.0
10. Advance premium.....	.0	.0
11. Dividends declared and unpaid:		
11.1 Stockholders.....	.0	.0
11.2 Policyholders.....	.0	.0
12. Ceded reinsurance premiums payable (net of ceding commissions).....	.0	.0
13. Funds held by company under reinsurance treaties.....	.0	.0
14. Amounts withheld or retained by company for account of others.....	.0	.0
15. Remittances and items not allocated.....	.0	.0
16. Provision for reinsurance (including \$.....0 certified).....	.0	.0
17. Net adjustments in assets and liabilities due to foreign exchange rates.....	.0	.0
18. Drafts outstanding.....	.0	.0
19. Payable to parent, subsidiaries and affiliates.....	.0	.0
20. Derivatives.....	.0	.0
21. Payable for securities.....	.0	500,000
22. Payable for securities lending.....	.0	.0
23. Liability for amounts held under uninsured plans.....	.0	.0
24. Capital notes \$.....0 and interest thereon \$.....0.....	.0	.0
25. Aggregate write-ins for liabilities.....	.0	.0
26. Total liabilities excluding protected cell liabilities (Lines 1 through 25).....	2,649	500,964
27. Protected cell liabilities.....	.0	.0
28. Total liabilities (Lines 26 and 27).....	2,649	500,964
29. Aggregate write-ins for special surplus funds.....	.0	.0
30. Common capital stock.....	3,504,000	3,504,000
31. Preferred capital stock.....	.0	.0
32. Aggregate write-ins for other than special surplus funds.....	.0	.0
33. Surplus notes.....	.0	.0
34. Gross paid in and contributed surplus.....	10,696,000	10,696,000
35. Unassigned funds (surplus).....	6,709,437	6,379,717
36. Less treasury stock, at cost:		
36.1 .....0.000 shares common (value included in Line 30 \$.....0).....	.0	.0
36.2 .....0.000 shares preferred (value included in Line 31 \$.....0).....	.0	.0
37. Surplus as regards policyholders (Lines 29 to 35, less 36).....	20,909,437	20,579,717
38. Totals (Page 2, Line 28, Col. 3).....	20,912,086	21,080,681

### DETAILS OF WRITE-INS

2501. ....	.0	.0
2502. ....	.0	.0
2503. ....	.0	.0
2598. Summary of remaining write-ins for Line 25 from overflow page.....	.0	.0
2599. Totals (Lines 2501 thru 2503 plus 2598) (Line 25 above).....	.0	.0
2901. ....	.0	.0
2902. ....	.0	.0
2903. ....	.0	.0
2998. Summary of remaining write-ins for Line 29 from overflow page.....	.0	.0
2999. Totals (Lines 2901 thru 2903 plus 2998) (Line 29 above).....	.0	.0
3201. ....	.0	.0
3202. ....	.0	.0
3203. ....	.0	.0
3298. Summary of remaining write-ins for Line 32 from overflow page.....	.0	.0
3299. Totals (Lines 3201 thru 3203 plus 3298) (Line 32 above).....	.0	.0

**STATEMENT OF INCOME**

	1 Current Year to Date	2 Prior Year to Date	3 Prior Year Ended December 31
<b>UNDERWRITING INCOME</b>			
1. Premiums earned:			
1.1 Direct..... (written \$.....0).....	4,677	23,363	30,535
1.2 Assumed..... (written \$.....0).....	0	0	0
1.3 Ceded..... (written \$.....0).....	4,677	23,363	30,535
1.4 Net..... (written \$.....0).....	0	0	0
DEDUCTIONS:			
2. Losses incurred (current accident year \$.....0):			
2.1 Direct.....	(171,554)	(17,771)	(38,933)
2.2 Assumed.....	0	0	0
2.3 Ceded.....	(171,554)	(17,771)	(38,933)
2.4 Net.....	0	0	0
3. Loss adjustment expenses incurred.....	0	0	0
4. Other underwriting expenses incurred.....	0	0	0
5. Aggregate write-ins for underwriting deductions.....	0	0	0
6. Total underwriting deductions (Lines 2 through 5).....	0	0	0
7. Net income of protected cells.....	0	0	0
8. Net underwriting gain (loss) (Line 1 minus Line 6 + Line 7).....	0	0	0
<b>INVESTMENT INCOME</b>			
9. Net investment income earned.....	370,798	410,923	545,987
10. Net realized capital gains (losses) less capital gains tax of \$.....0.....	0	0	0
11. Net investment gain (loss) (Lines 9 + 10).....	370,798	410,923	545,987
<b>OTHER INCOME</b>			
12. Net gain or (loss) from agents' or premium balances charged off (amount recovered \$.....0 amount charged off \$.....0).....	0	0	0
13. Finance and service charges not included in premiums.....	0	0	0
14. Aggregate write-ins for miscellaneous income.....	(35)	0	0
15. Total other income (Lines 12 through 14).....	(35)	0	0
16. Net income before dividends to policyholders, after capital gains tax and before all other federal and foreign income taxes (Lines 8 + 11 + 15).....	370,764	410,923	545,987
17. Dividends to policyholders.....	0	0	0
18. Net income, after dividends to policyholders, after capital gains tax and before all other federal and foreign income taxes (Line 16 minus Line 17).....	370,764	410,923	545,987
19. Federal and foreign income taxes incurred.....	45,884	46,267	62,364
20. Net income (Line 18 minus Line 19) (to Line 22).....	324,880	364,656	483,623
<b>CAPITAL AND SURPLUS ACCOUNT</b>			
21. Surplus as regards policyholders, December 31 prior year.....	20,579,717	22,136,779	22,136,779
22. Net income (from Line 20).....	324,880	364,656	483,623
23. Net transfers (to) from Protected Cell accounts.....	0	0	0
24. Change in net unrealized capital gains or (losses) less capital gains tax of \$.....0.....	0	0	0
25. Change in net unrealized foreign exchange capital gain (loss).....	0	0	0
26. Change in net deferred income tax.....	4,841	(6,108)	(40,685)
27. Change in nonadmitted assets.....	0	0	0
28. Change in provision for reinsurance.....	0	0	0
29. Change in surplus notes.....	0	0	0
30. Surplus (contributed to) withdrawn from protected cells.....	0	0	0
31. Cumulative effect of changes in accounting principles.....	0	0	0
32. Capital changes:			
32.1 Paid in.....	0	0	0
32.2 Transferred from surplus (Stock Dividend).....	0	0	0
32.3 Transferred to surplus.....	0	0	0
33. Surplus adjustments:			
33.1 Paid in.....	0	0	0
33.2 Transferred to capital (Stock Dividend).....	0	0	0
33.3 Transferred from capital.....	0	0	0
34. Net remittances from or (to) Home Office.....	0	0	0
35. Dividends to stockholders.....	0	(2,000,000)	(2,000,000)
36. Change in treasury stock.....	0	0	0
37. Aggregate write-ins for gains and losses in surplus.....	0	0	0
38. Change in surplus as regards policyholders (Lines 22 through 37).....	329,721	(1,641,452)	(1,557,062)
39. Surplus as regards policyholders, as of statement date (Lines 21 plus 38).....	20,909,437	20,495,327	20,579,717

**DETAILS OF WRITE-INS**

0501. ....	0	0	0
0502. ....	0	0	0
0503. ....	0	0	0
0598. Summary of remaining write-ins for Line 5 from overflow page.....	0	0	0
0599. Totals (Lines 0501 thru 0503 plus 0598) (Line 5 above).....	0	0	0
1401. Miscellaneous expense.....	(35)	0	0
1402. ....	0	0	0
1403. ....	0	0	0
1498. Summary of remaining write-ins for Line 14 from overflow page.....	0	0	0
1499. Totals (Lines 1401 thru 1403 plus 1498) (Line 14 above).....	(35)	0	0
3701. ....	0	0	0
3702. ....	0	0	0
3703. ....	0	0	0
3798. Summary of remaining write-ins for Line 37 from overflow page.....	0	0	0
3799. Totals (Lines 3701 thru 3703 plus 3798) (Line 37 above).....	0	0	0

**CASH FLOW**

	1 Current Year to Date	2 Prior Year To Date	3 Prior Year Ended December 31
<b>CASH FROM OPERATIONS</b>			
1. Premiums collected net of reinsurance.....	0	0	0
2. Net investment income.....	484,035	497,643	636,986
3. Miscellaneous income.....	(35)	0	0
4. Total (Lines 1 through 3).....	484,001	497,643	636,986
5. Benefit and loss related payments.....	0	0	0
6. Net transfers to Separate Accounts, Segregated Accounts and Protected Cell Accounts.....	0	0	0
7. Commissions, expenses paid and aggregate write-ins for deductions.....	0	0	0
8. Dividends paid to policyholders.....	0	0	0
9. Federal and foreign income taxes paid (recovered) net of \$.....0 tax on capital gains (losses).....	44,364	46,865	64,865
10. Total (Lines 5 through 9).....	44,364	46,865	64,865
11. Net cash from operations (Line 4 minus Line 10).....	439,637	450,778	572,121
<b>CASH FROM INVESTMENTS</b>			
12. Proceeds from investments sold, matured or repaid:			
12.1 Bonds.....	1,198,671	4,976,889	7,254,902
12.2 Stocks.....	0	0	0
12.3 Mortgage loans.....	0	0	0
12.4 Real estate.....	0	0	0
12.5 Other invested assets.....	0	0	0
12.6 Net gains or (losses) on cash, cash equivalents and short-term investments.....	0	0	0
12.7 Miscellaneous proceeds.....	0	0	0
12.8 Total investment proceeds (Lines 12.1 to 12.7).....	1,198,671	4,976,889	7,254,902
13. Cost of investments acquired (long-term only):			
13.1 Bonds.....	3,016,284	1,595,648	2,132,119
13.2 Stocks.....	0	0	0
13.3 Mortgage loans.....	0	0	0
13.4 Real estate.....	0	0	0
13.5 Other invested assets.....	0	0	0
13.6 Miscellaneous applications.....	0	0	0
13.7 Total investments acquired (Lines 13.1 to 13.6).....	3,016,285	1,595,648	2,132,119
14. Net increase or (decrease) in contract loans and premium notes.....	0	0	0
15. Net cash from investments (Line 12.8 minus Line 13.7 and Line 14).....	(1,817,614)	3,381,241	5,122,783
<b>CASH FROM FINANCING AND MISCELLANEOUS SOURCES</b>			
16. Cash provided (applied):			
16.1 Surplus notes, capital notes.....	0	0	0
16.2 Capital and paid in surplus, less treasury stock.....	0	0	0
16.3 Borrowed funds.....	0	0	0
16.4 Net deposits on deposit-type contracts and other insurance liabilities.....	0	0	0
16.5 Dividends to stockholders.....	0	2,000,000	2,000,000
16.6 Other cash provided (applied).....	409	0	(421)
17. Net cash from financing and miscellaneous sources (Lines 16.1 through 16.4 minus Line 16.5 plus Line 16.6).....	409	(2,000,000)	(2,000,421)
<b>RECONCILIATION OF CASH, CASH EQUIVALENTS AND SHORT-TERM INVESTMENTS</b>			
18. Net change in cash, cash equivalents and short-term investments (Line 11 plus Line 15 plus Line 17).....	(1,377,568)	1,832,019	3,694,483
19. Cash, cash equivalents and short-term investments:			
19.1 Beginning of year.....	5,860,777	2,166,293	2,166,293
19.2 End of period (Line 18 plus Line 19.1).....	4,483,209	3,998,312	5,860,777
Note: Supplemental disclosures of cash flow information for non-cash transactions:			
20.0001 Exchange of debt securities.....	825,847	0	0
20.0002 Payables for securities.....	500,000	0	500,000

**1.) SUMMARY OF SIGNIFICANT ACCOUNTING POLICIES****A. Accounting Practices**

The financial statements of Great American Protection Insurance Company (“the Company”) are presented on the basis of accounting practices prescribed or permitted by the Ohio Department of Insurance.

The Ohio Department of Insurance recognizes only statutory accounting practices prescribed or permitted by the state of Ohio for determining and reporting the financial condition and results of operations of an insurance company, for purposes of determining its solvency under the Ohio Insurance Law. The National Association of Insurance Commissioners’ (“NAIC”) Accounting Practices and Procedures Manual has been adopted as a component of prescribed or permitted practices by the state of Ohio. The Company has no prescribed or permitted practices that would result in differences between NAIC SAP and the state of Ohio basis, as shown below:

	SSAP #	F/S Page #	F/S Line #	2018	2017
Net income, state basis	-	-	-	\$ 324,880	\$ 483,623
Effect of state prescribed practices	-	-	-	-	-
Effect of state permitted practices	-	-	-	-	-
Net income, NAIC SAP	-	-	-	<u>\$ 324,880</u>	<u>\$ 483,623</u>
Statutory surplus, state basis	-	-	-	\$ 20,909,437	\$ 20,579,717
Effect of state prescribed practices	-	-	-	-	-
Effect of state permitted practices	-	-	-	-	-
Statutory surplus, NAIC SAP	-	-	-	<u>\$ 20,909,437</u>	<u>\$ 20,579,717</u>

**B. No significant change.****C. Accounting Policies**

Loan-backed securities with a NAIC rating 1 and 2 are stated at amortized cost using the interest method; all others are stated at the lower of amortized cost or fair value. For residential mortgage-backed securities (RMBS), commercial mortgage-backed securities (CMBS) and loan-backed and structured securities (LBASS), the NAIC has retained third-party investment management firms to assist in the determination of the appropriate NAIC designations and Book Adjusted Carrying Values based not only on the probability of loss, but also the severity of loss. Those RMBS, CMBS and LBASS securities that are not modeled but receive a current year Acceptable Rating Organizations (ARO) rating are subject to the Modified FE process which determines the appropriate NAIC designations and Book Adjusted Carrying Values.

**D. Going Concern**

After review of the Company’s financial condition, management has no doubts about the Company’s ability to continue as a going concern.

**2.) ACCOUNTING CHANGES AND CORRECTIONS OF ERRORS**

No significant change.

**3.) BUSINESS COMBINATIONS AND GOODWILL**

No significant change.

**4.) DISCONTINUED OPERATIONS**

No significant change.

**5.) INVESTMENTS**

A – C. No significant change.

**D. Loan-Backed Securities**

1. The Company uses dealer-modeled prepayment assumptions for mortgage-backed and asset-backed securities at the date of purchase to determine effective yields; significant changes in estimated cash flows from the original purchase assumptions are accounted for on a prospective basis.

2. The Company had no loan-backed securities with a recognized other-than-temporary impairment due to either the intent to sell or lack of intent to hold to recovery during 2018.

3. The Company had no loan-backed securities with a credit-related other-than-temporary impairment recognized during 2018.

4. The following table shows all loan-backed securities with an unrealized loss:

a. The aggregate amount of unrealized losses:		
1. Less than 12 months	\$	(52,059)
2. 12 months or longer	\$	(85,818)
b. The aggregate related fair value of securities with unrealized losses:		
1. Less than 12 months	\$	3,810,324
2. 12 months or longer	\$	2,966,570

- 
5. Based on cash flow projections received from independent sources (which reflect loan to collateral values, subordination, vintage and geographic concentration), implied cash flows inherent in security ratings and analysis of historical payment data, management believes that the Company will recover its cost basis in all securities with unrealized losses at September 30, 2018. The Company has the intent to hold such securities until they recover in value or mature.
- E. Dollar Repurchase Agreements and/or Securities Lending Transactions – The Company did not engage in dollar repurchase agreements or securities lending transactions.
- F. Repurchase Agreements Transactions Accounted for as Secured Borrowing – The Company did not engage in repurchase transactions accounted for as secured borrowings.
- G. Reverse Repurchase Agreements Transactions Accounted for as Secured Borrowing – The Company did not engage in reverse repurchase transactions accounted for as secured borrowings.
- H. Repurchase Agreements Transactions Accounted for as a Sale – The Company did not engage in repurchase agreements transactions accounted for as a sale.
- I. Reverse Repurchase Agreements Transactions Accounted for as a Sale – The Company did not engage in reverse repurchase agreements transactions accounted for as a sale.
- J – L. No significant change.
- M. Working Capital Finance Investments – The Company does not have any investments in working capital finance securities.
- N. Offsetting and Netting of Assets and Liabilities – Not applicable.
- O – R. No significant change.
- 6.) JOINT VENTURES, PARTNERSHIPS AND LIMITED LIABILITY COMPANIES  
No significant change.
- 7.) INVESTMENT INCOME  
No significant change.
- 8.) DERIVATIVE INSTRUMENTS  
The Company's investment objectives do not include holding or issuing derivative financial instruments.
- 9.) INCOME TAXES  
No significant change.
- 10.) INFORMATION CONCERNING PARENT, SUBSIDIARIES AND AFFILIATES  
No significant change.
- 11.) DEBT  
A. The Company does not have any outstanding liability for borrowed money.  
B. The Company does not have any agreements with the Federal Home Loan Bank.
- 12.) RETIREMENT PLANS, DEFERRED COMPENSATION, POSTEMPLOYMENT BENEFITS AND COMPENSATED ABSENCES AND OTHER POSTRETIREMENT BENEFIT PLANS  
The Company has no employee retirement, deferred compensation, postemployment or other postretirement benefit plans.
- 13.) CAPITAL AND SURPLUS, DIVIDEND RESTRICTIONS AND QUASI-REORGANIZATIONS  
No significant change.
- 14.) CONTINGENCIES  
No significant change.
- 15.) LEASES  
No significant change.
- 16.) INFORMATION ABOUT FINANCIAL INSTRUMENTS WITH OFF-BALANCE SHEET RISK AND FINANCIAL INSTRUMENTS WITH CONCENTRATIONS OF CREDIT RISK  
No significant change.

**17.) SALE, TRANSFER AND SERVICING OF FINANCIAL ASSETS AND EXTINGUISHMENTS OF LIABILITIES**

- A. The Company did not sell any receivable balances during 2018.
- B. Transfer and Servicing of Financial Assets – Not applicable.
- C. The Company was not involved in any wash sale transactions during 2018.

**18.) GAIN OR LOSS TO THE REPORTING ENTITY FROM UNINSURED PLANS AND THE UNINSURED PORTION OF PARTIALLY INSURED PLANS**

No significant change.

**19.) DIRECT PREMIUM WRITTEN/PRODUCED BY MANAGING GENERAL AGENTS/THIRD PARTY ADMINISTRATORS**

No significant change.

**20.) FAIR VALUE****A. Inputs Used for Assets and Liabilities Measured at Fair Value**

1. The Company categorizes its financial instruments, based on the degree of subjectivity inherent in the method by which they are valued, into a fair value hierarchy of three levels, as follows:

Level 1 - Quoted prices for identical assets or liabilities in active markets (markets in which transactions occur with sufficient frequency and volume to provide pricing information on an ongoing basis). The Company's Level 1 financial instruments consist primarily of publicly traded equity securities and highly liquid government bonds for which quoted market prices in active markets are available.

Level 2 - Quoted prices for similar instruments in active markets; quoted prices for identical or similar assets or liabilities in inactive markets (markets in which there are few transactions, the prices are not current, price quotations vary substantially over time or among market makers, or in which little information is released publicly); and valuations based on other significant inputs that are observable in active markets. The Company's Level 2 financial instruments include corporate and municipal fixed maturity securities and MBS priced using observable inputs. Level 2 inputs include benchmark yields, reported trades, corroborated broker/dealer quotes, issuer spreads and benchmark securities. When non-binding broker quotes can be corroborated by comparison to similar securities priced using observable inputs, they are classified as Level 2.

Level 3 - Valuations derived from market valuation techniques generally consistent with those used to estimate the fair value of Level 2 financial instruments in which one or more significant inputs are unobservable or when the market for a security exhibits significantly less liquidity relative to markets supporting Level 2 fair value measurements. The unobservable inputs may include management's own assumptions about the assumptions market participants would use based on the best information available in the circumstances. The Company's Level 3 is comprised of financial instruments whose fair value is estimated based on non-binding broker quotes or internally developed using significant inputs not based on, or corroborated by, observable market information.

The Company's investment manager, American Money Management Corporation ("AMMC") (an affiliate) is responsible for the valuation process and uses data from outside sources (including nationally recognized pricing services and broker/dealers) in establishing fair value. Valuation techniques utilized by pricing services and prices obtained from external sources are reviewed by AMMC's internal investment professionals who are familiar with the securities being priced and the markets in which they trade to ensure the fair value determination is representative of an exit price. To validate the appropriateness of the prices obtained, these investment managers consider widely published indices (as benchmarks), recent trades, changes in interest rates, general economic conditions and the credit quality of the specific issuers. In addition, AMMC communicates directly with the pricing service regarding the methods and assumptions used in pricing, including verifying, on a test basis, the inputs used by the service to value specific securities.

The Company does not have any assets carried at fair value.

2. The Company does not have any Level 3 securities carried at fair value.
3. Fair Value Recognition of Transfers Between Levels

The Company recognizes and records the transfer of securities into and out of Level 3 due to changes in availability of market observable inputs. All transfers are reflected at fair value as of the end of the reporting period.

4. Inputs and Techniques Used in Estimating Fair Value - See narrative in Note 20A.

- B. The Company has no additional fair value disclosures.



C. The Company has categorized all the financial assets in the financial statements into the three-level fair value hierarchy as reflected in the following table. See item A.1. above for a discussion of each of these three levels.

Type of Financial Instrument	Aggregate Fair Value	Admitted Assets	Level 1	Level 2	Level 3	Not Practicable (Carrying Value)
U.S. Government and government agencies	\$ 2,492,813	\$ 2,514,211	\$ 2,492,813	\$ -	\$ -	\$ -
States, municipalities and political subdivisions	8,566,407	8,551,164	-	8,566,407	-	-
Foreign government	-	-	-	-	-	-
Residential MBS	415,640	428,075	-	415,640	-	-
Commercial MBS	-	-	-	-	-	-
Asset backed securities	2,703,997	2,735,910	-	2,703,997	-	-
All other bonds	1,555,698	1,596,968	-	1,555,698	-	-
Total Bonds	\$ 15,734,555	\$ 15,826,328	\$ 2,492,813	\$ 13,241,742	\$ -	\$ -
Preferred stocks	566,250	467,500	566,250	-	-	-
Common stocks	-	-	-	-	-	-
Other investments	-	-	-	-	-	-
Mortgage Loans	-	-	-	-	-	-
Cash and short term investments	4,483,209	4,483,209	4,483,209	-	-	-
Total Financial Assets	\$ 20,784,014	\$ 20,777,037	\$ 7,542,272	\$ 13,241,742	\$ -	\$ -

D. Not Practicable to Estimate Fair Value – The Company has no financial instruments that fall under this classification.

21.) OTHER ITEMS

No significant change.

22.) EVENTS SUBSEQUENT

There have not been any events subsequent to September 30, 2018, which may have a material effect on the financial condition of the Company.

23.) REINSURANCE

No significant change.

24.) RETROSPECTIVELY RATED CONTRACTS

A – E. No significant change.

F. Risk Sharing Provisions of the Affordable Care Act – Not applicable.

25.) CHANGE IN INCURRED LOSSES AND LOSS ADJUSTMENT EXPENSES

As a result of its pooling agreement, the Company has no net loss and loss expense reserves.

26.) INTERCOMPANY POOLING ARRANGEMENTS

Effective January 1, 2018, American Empire Surplus Lines Insurance Company (“AESLIC”) and its subsidiary, American Empire Insurance Company (“AEIC”), became parties to the pooling agreement with the Great American Insurance Company (“GAIC”) and certain of its subsidiaries. In addition, AESLIC and AEIC entered into reinsurance agreements with GAIC.

The effect of the pooling agreement is to transfer all direct and assumed insurance liabilities of the participating companies to GAIC. GAIC retains 100% of the pooled business, as illustrated below:

Company	NAIC Company Code Number	Participation Percentage
Great American Insurance Company	16691	100.0%
Great American Insurance Company of New York	22136	0.0%
Great American Alliance Insurance Company	26832	0.0%
Great American Assurance Company	26344	0.0%
Great American Casualty Insurance Company	39896	0.0%
Great American Contemporary Insurance Company	10646	0.0%
Great American E & S Insurance Company	37532	0.0%
Great American Fidelity Insurance Company	41858	0.0%
Great American Protection Insurance Company	38580	0.0%
Great American Security Insurance Company	31135	0.0%
Great American Spirit Insurance Company	33723	0.0%
American Empire Surplus Lines Insurance Company	35351	0.0%
American Empire Insurance Company	37990	0.0%
		<u>100.0%</u>

All lines of business are subject to the pooling agreement.

GAIC's net underwriting results are determined after making cessions to various other affiliated and non-affiliated reinsurers under terms of other reinsurance agreements. These cessions are made subsequent to the pooling of business from the pool members to GAIC.

GAIC is party to reinsurance agreements with affiliated and non-affiliated reinsurers covering business subject to the pooling agreement. GAIC has a contractual right of recovery under such reinsurance agreements.

There are no discrepancies between entries regarding pooled business on the assumed and ceded reinsurance schedules of GAIC and the corresponding entries on the assumed and ceded reinsurance schedules of other pool participants.

The Provision for Reinsurance (Schedule F, Part 8) is recorded by GAIC and is not shared with the other pool participants. Uncollectible reinsurance balances which are written off are subject to the terms of the pooling agreement.

As of September 30, 2018, there are no amounts outstanding that are due to/from GAIC and all other pooling participants as a result of the pooling agreement.

27.) STRUCTURED SETTLEMENTS

No significant change.

28.) HEALTH CARE RECEIVABLES

No significant change.

29.) PARTICIPATING POLICIES

No significant change.

30.) PREMIUM DEFICIENCY RESERVES

No significant change.

31.) HIGH DEDUCTIBLES

No significant change.

32.) DISCOUNTING OF LIABILITIES FOR UNPAID LOSSES OR UNPAID LOSS ADJUSTMENT EXPENSES

No significant change.

33.) ASBESTOS/ENVIRONMENTAL RESERVES

No significant change.

34.) SUBSCRIBER SAVINGS ACCOUNTS

No significant change.

35.) MULTIPLE PERIL CROP INSURANCE

No significant change.

36.) FINANCIAL GUARANTY INSURANCE

The Company does not write financial guaranty insurance.

**GENERAL INTERROGATORIES**

**PART 1 - COMMON INTERROGATORIES**

**GENERAL**

1.1 Did the reporting entity experience any material transactions requiring the filing of Disclosure of Material Transactions with the State of Domicile, as required by the Model Act? Yes [ ] No [X]

1.2 If yes, has the report been filed with the domiciliary state? Yes [ ] No [ ]

2.1 Has any change been made during the year of this statement in the charter, by-laws, articles of incorporation, or deed of settlement of the reporting entity? Yes [ ] No [X]

2.2 If yes, date of change:

3.1 Is the reporting entity a member of an Insurance Holding Company System consisting of two or more affiliated persons, one or more of which is an insurer? Yes [X] No [ ]  
If yes, complete Schedule Y, Parts 1 and 1A.

3.2 Have there been any substantial changes in the organizational chart since the prior quarter end? Yes [X] No [ ]

3.3 If the response to 3.2 is yes, provide a brief description of those changes.

Great American Lloyd's Insurance Company was dissolved effective September 30, 2018.

3.4 Is the reporting entity publicly traded or a member of a publicly traded group? Yes [X] No [ ]

3.5 If the response to 3.4 is yes, provide the CIK (Central Index Key) code issued by the SEC for the entity/group. 0001042046

4.1 Has the reporting entity been a party to a merger or consolidation during the period covered by this statement? Yes [ ] No [X]

4.2 If yes, provide name of entity, NAIC Company Code, and state of domicile (use two letter state abbreviation) for any entity that has ceased to exist as a result of the merger or consolidation.

1 Name of Entity	2 NAIC Company Code	3 State of Domicile
	0	

5. If the reporting entity is subject to a management agreement, including third-party administrator(s), managing general agent(s), attorney-in-fact, or similar agreement, have there been any significant changes regarding the terms of the agreement or principals involved? Yes [ ] No [X] N/A [ ]  
If yes, attach an explanation.

Not applicable

6.1 State as of what date the latest financial examination of the reporting entity was made or is being made. 12/31/2016

6.2 State the as of date that the latest financial examination report became available from either the state of domicile or the reporting entity. This date should be the date of the examined balance sheet and not the date the report was completed or released. 12/31/2016

6.3 State as of what date the latest financial examination report became available to other states or the public from either the state of domicile or the reporting entity. This is the release date or completion date of the examination report and not the date of the examination (balance sheet date). 02/26/2018

6.4 By what department or departments?

Ohio Department of Insurance

6.5 Have all financial statement adjustments within the latest financial examination report been accounted for in a subsequent financial statement filed with Departments? Yes [ ] No [ ] N/A [X]

6.6 Have all of the recommendations within the latest financial examination report been complied with? Yes [ ] No [ ] N/A [X]

7.1 Has this reporting entity had any Certificates of Authority, licenses or registrations (including corporate registration, if applicable) suspended or revoked by any governmental entity during the reporting period? Yes [ ] No [X]

7.2 If yes, give full information:

Not applicable

8.1 Is the company a subsidiary of a bank holding company regulated with the Federal Reserve Board? Yes [ ] No [X]

8.2 If response to 8.1 is yes, please identify the name of the bank holding company.

Not applicable

8.3 Is the company affiliated with one or more banks, thrifts or securities firms? Yes [X] No [ ]

8.4 If the response to 8.3 is yes, please provide below the names and location (city and state of the main office) of any affiliates regulated by a federal regulatory services agency [i.e. the Federal Reserve Board (FRB), the Office of the Comptroller of the Currency (OCC), the Federal Deposit Insurance Corporation (FDIC) and the Securities Exchange Commission (SEC)] and identify the affiliate's primary federal regulator].

1 Affiliate Name	2 Location (City, State)	3 FRB	4 OCC	5 FDIC	6 SEC
American Money Management Corporation	Cincinnati, OH	NO	NO	NO	YES
Great American Advisors, Inc.	Cincinnati, OH	NO	NO	NO	YES

9.1 Are the senior officers (principal executive officer, principal financial officer, principal accounting officer or controller, or persons performing similar functions) of the reporting entity subject to a code of ethics, which includes the following standards? Yes [X] No [ ]

- (a) Honest and ethical conduct, including the ethical handling of actual or apparent conflicts of interest between personal and professional relationships;
- (b) Full, fair, accurate, timely and understandable disclosure in the periodic reports required to be filed by the reporting entity;
- (c) Compliance with applicable governmental laws, rules and regulations;
- (d) The prompt internal reporting of violations to an appropriate person or persons identified in the code; and
- (e) Accountability for adherence to the code.

9.11 If the response to 9.1 is No, please explain:

Not applicable

9.2 Has the code of ethics for senior managers been amended? Yes [ ] No [X]

9.21 If the response to 9.2 is Yes, provide information related to amendment(s).

Not applicable

9.3 Have any provisions of the code of ethics been waived for any of the specified officers? Yes [ ] No [X]

9.31 If the response to 9.3 is Yes, provide the nature of any waiver(s).

Not applicable

**GENERAL INTERROGATORIES**

**PART 1 - COMMON INTERROGATORIES**

**FINANCIAL**

- 10.1 Does the reporting entity report any amounts due from parent, subsidiaries or affiliates on Page 2 of this statement? Yes [ ] No [X]
- 10.2 If yes, indicate any amounts receivable from parent included in the Page 2 amount: \$ 0

**INVESTMENT**

- 11.1 Were any of the stocks, bonds, or other assets of the reporting entity loaned, placed under option agreement, or otherwise made available for use by another person? (Exclude securities under securities lending agreements.) Yes [ ] No [X]
- 11.2 If yes, give full and complete information relating thereto:

Not applicable

12. Amount of real estate and mortgages held in other invested assets in Schedule BA: \$ 0
13. Amount of real estate and mortgages held in short-term investments: \$ 0
- 14.1 Does the reporting entity have any investments in parent, subsidiaries and affiliates? Yes [ ] No [X]

14.2 If yes, please complete the following:

	1 Prior Year End Book/Adjusted Carrying Value	2 Current Quarter Book/Adjusted Carrying Value
14.21 Bonds	\$ 0	\$ 0
14.22 Preferred Stock	0	0
14.23 Common Stock	0	0
14.24 Short-Term Investments	0	0
14.25 Mortgage Loans on Real Estate	0	0
14.26 All Other	0	0
14.27 Total Investment in Parent, Subsidiaries and Affiliates (Subtotal Lines 14.21 to 14.26)	\$ 0	\$ 0
14.28 Total Investment in Parent included in Lines 14.21 to 14.26 above	\$ 0	\$ 0

- 15.1 Has the reporting entity entered into any hedging transactions reported on Schedule DB? Yes [ ] No [X]
- 15.2 If yes, has a comprehensive description of the hedging program been made available to the domiciliary state? Yes [ ] No [ ]
- If no, attach a description with this statement.

16. For the reporting entity's security lending program, state the amount of the following as of current statement date:

- 16.1 Total fair value of reinvested collateral assets reported on Schedule DL, Parts 1 and 2: \$ 0
- 16.2 Total book adjusted/carrying value of reinvested collateral assets reported on Schedule DL, Parts 1 and 2: \$ 0
- 16.3 Total payable for securities lending reported on the liability page: \$ 0

17. Excluding items in Schedule E-Part 3-Special Deposits, real estate, mortgage loans and investments held physically in the reporting entity's offices, vaults or safety deposit boxes, were all stocks, bonds and other securities, owned throughout the current year held pursuant to a custodial agreement with a qualified bank or trust company in accordance with Section 1, III - General Examination Considerations, F. Outsourcing of Critical Functions, Custodial or Safekeeping Agreements of the NAIC *Financial Condition Examiners Handbook*? Yes [X] No [ ]

17.1 For all agreements that comply with the requirements of the NAIC *Financial Condition Examiners Handbook*, complete the following:

1 Name of Custodian(s)	2 Custodian Address
The Bank of New York Mellon	1 Wall Street, New York, NY 10286

17.2 For all agreements that do not comply with the requirements of the NAIC *Financial Condition Examiners Handbook*, provide the name, location and a complete explanation:

1 Name(s)	2 Location(s)	3 Complete Explanation(s)

- 17.3 Have there been any changes, including name changes, in the custodian(s) identified in 17.1 during the current quarter? Yes [ ] No [X]

17.4 If yes, give full and complete information relating thereto:

1 Old Custodian	2 New Custodian	3 Date of Change	4 Reason

17.5 Investment management – Identify all investment advisors, investment managers, broker/dealers, including individuals that have the authority to make investment decisions on behalf of the reporting entity. For assets that are managed internally by employees of the reporting entity, note as such ["...that have access to the investment accounts", "handle securities"].

1 Name of Firm or Individual	2 Affiliation
American Money Management Corporation	A

17.5097 For those firms/individuals listed in the table for Question 17.5, do any firms/individuals unaffiliated with the reporting entity (i.e., designated with a "U") manage more than 10% of the reporting entity's assets? Yes [ ] No [X]

17.5098 For firms/individuals unaffiliated with the reporting entity (i.e., designated with a "U") listed in the table for Question 17.5, does the total assets under management aggregate to more than 50% of the reporting entity's assets? Yes [ ] No [X]

17.6 For those firms or individuals listed in the table for 17.5 with an affiliation code of "A" (affiliated) or "U" (unaffiliated), provide the information for the table below.

1 Central Registration Depository Number	2 Name of Firm or Individual	3 Legal Entity Identifier (LEI)	4 Registered With	5 Investment Management Agreement (IMA) Filed
161853	American Money Management Corporation	54930048Y5YTQDRCSM84	SEC	DS

- 18.1 Have all the filing requirements of the *Purposes and Procedures Manual of the NAIC Investment Analysis Office* been followed? Yes [X] No [ ]

18.2 If no, list exceptions:

Not applicable

## **GENERAL INTERROGATORIES**

### **PART 1 - COMMON INTERROGATORIES**

19. By self-designating 5\*GI securities, the reporting entity is certifying the following elements for each self-designated 5\*GI security:
- a. Documentation necessary to permit a full credit analysis of the security does not exist.
  - b. Issuer or obligor is current on all contracted interest and principal payments.
  - c. The insurer has an actual expectation of ultimate payment of all contracted interest and principal.
- Has the reporting entity self-designated 5\*GI securities?

Yes [ ] No [X]

## GENERAL INTERROGATORIES (continued)

## PART 2 – PROPERTY &amp; CASUALTY INTERROGATORIES

1. If the reporting entity is a member of a pooling arrangement, did the agreement or the reporting entity's participation change? Yes  No  N/A

If yes, attach an explanation.

The pooling agreement was amended to include American Empire Surplus Lines Insurance Company and American Empire Insurance Company effective 1/1/2018 (see Note 26).

2. Has the reporting entity reinsured any risk with any other reporting entity and agreed to release such entity from liability, in whole or in part, from any loss that may occur on the risk, or portion thereof, reinsured? Yes  No

If yes, attach an explanation.

Not applicable

- 3.1 Have any of the reporting entity's primary reinsurance contracts been canceled? Yes  No

- 3.2 If yes, give full and complete information thereto:

Not applicable

- 4.1 Are any of the liabilities for unpaid losses and loss adjustment expenses other than certain workers' compensation tabular reserves (see *Annual Statement Instructions* pertaining to disclosure of discounting for definition of "tabular reserves.") discounted at a rate of interest greater than zero? Yes  No

- 4.2 If yes, complete the following schedule:

1 Line of Business	2 Maximum Interest	3 Disc. Rate	Total Discount				Discount Taken During Period			
			4 Unpaid Losses	5 Unpaid LAE	6 IBNR	7 Total	8 Unpaid Losses	9 Unpaid LAE	10 IBNR	11 Total
	0.000	0.000	0	0	0	0	0	0	0	0
Total	XXX	XXX	0	0	0	0	0	0	0	0

- 5.1 Operating Percentages:

5.1 A&H loss percent	0.000%
5.2 A&H cost containment percent	0.000%
5.3 A&H expense percent excluding cost containment expenses	0.000%

- 6.1 Do you act as a custodian for health savings accounts? Yes  No

- 6.2 If yes, please provide the amount of custodial funds held as of the reporting date. \$ 0

- 6.3 Do you act as an administrator for health savings accounts? Yes  No

- 6.4 If yes, please provide the amount of funds administered as of the reporting date. \$ 0

7. Is the reporting entity licensed or chartered, registered, qualified, eligible or writing business in at least two states? Yes  No

- 7.1 If no, does the reporting entity assume reinsurance business that covers risks residing in at least one state other than the state of domicile of the reporting entity? Yes  No

**SCHEDULE F - CEDED REINSURANCE**

Showing All New Reinsurers - Current Year to Date

1	2	3	4	5	6	7
NAIC Company Code	ID Number	Name of Reinsurer	Domiciliary Jurisdiction	Type of Reinsurer	Certified Reinsurer Rating (1 through 6)	Effective Date of Certified Reinsurer Rating

**NONE**

# GREAT AMERICAN PROTECTION INSURANCE COMPANY SCHEDULE T - EXHIBIT OF PREMIUMS WRITTEN

## Current Year to Date - Allocated by States and Territories

	1 Active Status (a)	Direct Premiums Written		Direct Losses Paid (Deducting Salvage)		Direct Losses Unpaid	
		2 Current Year to Date	3 Prior Year to Date	4 Current Year to Date	5 Prior Year to Date	6 Current Year to Date	7 Prior Year to Date
1. Alabama.....AL	E	0	0	0	0	2,066	4,490
2. Alaska.....AK	E	0	0	0	0	879	1,706
3. Arizona.....AZ	E	0	0	0	0	26,741	44,778
4. Arkansas.....AR	E	0	0	0	0	0	0
5. California.....CA	L	0	0	0	0	70	264
6. Colorado.....CO	N	0	0	0	0	0	0
7. Connecticut.....CT	N	0	0	0	0	0	0
8. Delaware.....DE	E	0	0	0	0	193,028	250,391
9. District of Columbia.....DC	E	0	0	0	0	0	0
10. Florida.....FL	N	0	0	0	0	0	0
11. Georgia.....GA	E	0	0	0	0	1,043	3,169
12. Hawaii.....HI	E	0	0	0	0	966	1,242
13. Idaho.....ID	E	0	0	0	0	3,554	5,074
14. Illinois.....IL	E	0	0	0	0	782	1,513
15. Indiana.....IN	L	0	0	0	0	62	168
16. Iowa.....IA	E	0	0	0	0	1,886	3,951
17. Kansas.....KS	E	0	0	0	0	0	0
18. Kentucky.....KY	L	0	0	0	0	0	2
19. Louisiana.....LA	N	0	0	0	0	0	0
20. Maine.....ME	N	0	0	0	0	0	0
21. Maryland.....MD	E	0	0	0	0	0	0
22. Massachusetts.....MA	E	0	0	0	0	14	17
23. Michigan.....MI	E	0	0	0	0	3,315	6,357
24. Minnesota.....MN	N	0	0	0	0	0	0
25. Mississippi.....MS	L	0	0	0	0	0	0
26. Missouri.....MO	E	0	0	0	0	(14)	0
27. Montana.....MT	E	0	0	0	0	0	0
28. Nebraska.....NE	E	0	0	0	0	1,969	4,061
29. Nevada.....NV	N	0	0	0	0	0	0
30. New Hampshire.....NH	N	0	0	0	0	0	0
31. New Jersey.....NJ	E	0	0	0	0	8,194	20,649
32. New Mexico.....NM	E	0	0	0	0	0	0
33. New York.....NY	N	0	0	0	0	0	0
34. North Carolina.....NC	E	0	0	0	0	2,649	5,694
35. North Dakota.....ND	E	0	0	0	0	0	0
36. Ohio.....OH	L	0	0	0	0	15,091	16,503
37. Oklahoma.....OK	N	0	0	0	0	0	0
38. Oregon.....OR	E	0	0	0	0	6	298
39. Pennsylvania.....PA	E	0	0	0	0	20,255	35,881
40. Rhode Island.....RI	N	0	0	0	0	0	0
41. South Carolina.....SC	E	0	0	0	0	0	0
42. South Dakota.....SD	E	0	0	0	0	270	271
43. Tennessee.....TN	E	0	0	0	0	10,469	22,710
44. Texas.....TX	E	0	0	0	0	78,156	167,111
45. Utah.....UT	E	0	0	0	0	0	0
46. Vermont.....VT	N	0	0	0	0	0	0
47. Virginia.....VA	E	0	0	0	0	72,403	27,529
48. Washington.....WA	L	0	0	0	0	(22)	8
49. West Virginia.....WV	E	0	0	0	0	0	2
50. Wisconsin.....WI	E	0	0	0	0	18,325	31,034
51. Wyoming.....WY	E	0	0	0	0	0	0
52. American Samoa.....AS	N	0	0	0	0	0	0
53. Guam.....GU	N	0	0	0	0	0	0
54. Puerto Rico.....PR	N	0	0	0	0	0	0
55. US Virgin Islands.....VI	N	0	0	0	0	0	0
56. Northern Mariana Islands.....MP	N	0	0	0	0	0	0
57. Canada.....CAN	N	0	0	0	0	0	0
58. Aggregate Other Alien.....OT	XXX	0	0	0	0	0	0
59. Totals.....	XXX	0	0	0	0	462,159	654,874

### DETAILS OF WRITE-INS

58001.....	XXX	0	0	0	0	0	0
58002.....	XXX	0	0	0	0	0	0
58003.....	XXX	0	0	0	0	0	0
58998. Summary of remaining write-ins for Line 58 from overflow page.....	XXX	0	0	0	0	0	0
58999. Totals (Lines 58001 thru 58003+ Line 58998) (Line 58 above).....	XXX	0	0	0	0	0	0

(a) Active Status Count

L - Licensed or Chartered - Licensed insurance carrier or domiciled RRG.....	6	R - Registered - Non-domiciled RRGs.....	0
E - Eligible - Reporting entities eligible or approved to write surplus lines in the state (other than their state of domicile - See DSLI).....	33	Q - Qualified - Qualified or accredited reinsurer.....	0
D - Domestic Surplus Lines Insurer (DSLI) - Reporting entities authorized to write surplus lines in the state of domicile.....	0	N - None of the above - Not allowed to write business in the state.....	18



**Schedule Y - Information Concerning Activities of Insurer Members of a Holding Company Group**  
**Part 1 - Organizational Chart**

	<b>Domiciliary Location</b>	<b>FEIN</b>	<b>NAIC Co. Code</b>
American Financial Group, Inc.	OH	31-1544320	
American Financial Capital Trust II	DE	31-6549738	
American Financial Capital Trust III	DE	16-6543606	
American Financial Capital Trust IV	DE	16-6543609	
American Financial Enterprises, Inc.	CT	31-0996797	
American Money Management Corporation	OH	31-0828578	
American Real Estate Capital Company, LLC	OH	27-1577326	
Mid-Market Capital Partners, LLC	DE	27-2829629	
APU Holding Company	OH	41-2112001	
American Premier Underwriters, Inc.	PA	23-6000765	
Lehigh Valley Railroad Company	PA	13-6400464	
Pennsylvania Lehigh Oil & Gas Holdings LLC	PA	46-1665396	
Magnolia Alabama Holdings, Inc.	DE	20-1548213	
Magnolia Alabama Holdings LLC	AL	20-1574094	
Michigan Oil & Gas Holdings, LLC	MI	46-1852532	
Ohio Oil & Gas Holdings, LLC	OH	46-1480078	
The Owasco River Railway, Inc.	NY	13-6021353	
PCC Technical Industries, Inc.	DE	76-0080537	
Penn Towers, Inc.	PA	23-1537928	
Pennsylvania Oil & Gas Holdings, LLC	PA	46-3246684	
Pennsylvania-Reading Seashore Lines (66.67%)	NJ	23-6000766	
Pittsburgh and Cross Creek Railroad Company (83%)	PA	23-6207599	
Waynesburg Southern Railroad Company	PA	23-1675796	
GAI Insurance Company, Ltd. *	BMU	98-1073776	
Great American Specialty & Affinity Limited	GBR		
Hangar Acquisition Corp.	OH	31-1446308	
Premier Lease & Loan Services Insurance Agency, Inc.	WA	91-1242743	
Premier Lease & Loan Services of Canada, Inc.	WA	91-1508644	
Risico Management Corporation	DE	31-1262960	
Dixie Terminal Corporation	OH	31-0823725	
GAI Holding Bermuda Ltd. (77%) ^	BMU	98-0606803	
GAI Indemnity, Ltd. #	GBR	98-0556144	
Neon Capital Limited	GBR		
Neon Holdings (U.K.) Limited	GBR		
Beat Capital Partners Limited (26.96%)	GBR		
Tarian Underwriting Limited (60%)	GBR		
Lavenham Underwriting Limited #	GBR	98-0412245	
Neon Italy S.R.L. (60%)	ITA		
Neon Management Services Limited	GBR		
Neon Sapphire Underwriting Limited	GGY		
Neon Service Company (U.K.) Limited	GBR		
Marketform Australia Pty Limited	AUS		
Studio Marketform SRL	ITA		
Neon Underwriting Bermuda Limited	BMU		
Neon Underwriting Limited	GBR		
Orca Services A/S (89.425%)	DNK		
Sampford Underwriting Limited #	GBR	98-0431601	
Helium Holdings Limited	BMU		
Neon Employee Ownership LLC (23.35%)	DE		
GAI Australia Pty Ltd	AUS		

\* Denotes insurer

@ Company affiliated but not owned

# Participant in Lloyd's Syndicate 2468

Subsidiaries 100% owned by respective parent unless otherwise stated

^ Total percentage owned by respective parent and other affiliated companies

**Schedule Y - Information Concerning Activities of Insurer Members of a Holding Company Group**  
**Part 1 - Organizational Chart**

	<b>Domiciliary Location</b>	<b>FEIN</b>	<b>NAIC Co. Code</b>
American Financial Group, Inc.	OH	31-1544320	
Great American Financial Resources, Inc. ^	DE	06-1356481	
AAG Insurance Agency, Inc.	KY	31-1422717	
Ceres Group, Inc.	DE	34-1017531	
Continental General Corporation	NE	47-0717079	
QQAgency of Texas, Inc.	TX	34-1947042	
Great American Advisors, Inc.	OH	31-1395344	
Great American Life Insurance Company *	OH	13-1935920	63312
Annuity Investors Life Insurance Company *	OH	31-1021738	93661
Bay Bridge Marina Hemingway's Restaurant, LLC (85%)	MD	27-4078277	
Bay Bridge Marina Management (85%)	MD	27-0513333	
Brothers Management, LLC (99%)	FL	20-1246122	
Charleston Harbor Fishing, LLC	SC	81-3737639	
GA Key Lime, LLC ^	OH	47-5618395	
GALIC - Bay Bridge Marina, LLC	MD	20-4604276	
GALIC Brothers, Inc.	OH	31-1391777	
Manhattan National Holding Corporation	OH	26-3260520	
Manhattan National Life Insurance Company *	OH	45-0252531	67083
Skipjack Marina Corp.	MD	52-2179330	
Great American Holding, Inc.	OH	42-1575938	
Agricultural Services, LLC	OH	27-3062314	
Great American Holding (Europe) Limited	GBR		
Great American Europe Limited	GBR		
Great American International Insurance Designated Activity Company *	IRL		
Mid-Continent Casualty Company *	OH	73-0556513	23418
Mid-Continent Assurance Company *	OH	73-1406844	15380
Mid-Continent Excess and Surplus Insurance Company *	DE	38-3803661	13794
Mid-Continent Specialty Insurance Services, Inc.	OK	30-0571535	
Oklahoma Surety Company *	OH	73-0773259	23426
National Interstate Corporation	OH	34-1607394	
American Highways Insurance Agency, Inc.	OH	34-1899058	
Explorer RV Insurance Agency, Inc.	OH	31-1548235	
Hudson Indemnity, Ltd. *	CYM	98-0191335	
Hudson Management Group, Ltd.	VIR	66-0660039	
National Interstate Insurance Agency, Inc.	OH	34-1607396	
Commercial For Hire Transportation Purchasing Group @	SC	36-4670968	
National Interstate Insurance Company *	OH	34-1607395	32620
National Interstate Insurance Company of Hawaii, Inc. *	OH	99-0345306	11051
TransProtection Service Company	MO	43-1254631	
Triumphe Casualty Company *	OH	95-3623282	41106
Vanliner Insurance Company *	MO	86-0114294	21172
Safety Claims & Litigation Services, LLC	MT	20-5546054	
Safety, Claims and Litigation Services, LLC	OH	46-4570914	
Republic Indemnity Company of America *	CA	95-2801326	22179
Republic Indemnity Company of California *	CA	31-1054123	43753
Summit Consulting, LLC	FL	59-1683711	
Heritage Summit Healthcare, LLC	FL	59-3385208	
Summit Real Estate Holdings, LLC	FL	82-2462705	
Summit Holding Southeast, Inc.	FL	59-3409855	
Bridgefield Employers Insurance Company*	FL	59-1835212	10701
Bridgefield Casualty Insurance Company*	FL	59-3269531	10335

\* Denotes insurer

@ Company affiliated but not owned

# Participant in Lloyd's Syndicate 2468

Subsidiaries 100% owned by respective parent unless otherwise stated

^ Total percentage owned by respective parent and other affiliated companies

**Schedule Y - Information Concerning Activities of Insurer Members of a Holding Company Group**  
**Part 1 - Organizational Chart**

	Domiciliary Location	FEIN	NAIC Co. Code
American Financial Group, Inc.	OH	31-1544320	
Great American Insurance Company *	OH	31-0501234	16691
American Empire Surplus Lines Insurance Company *	DE	31-0912199	35351
American Empire Insurance Company *	OH	31-0973761	37990
American Empire Underwriters, Inc.	TX	59-1671722	
American Signature Underwriters, Inc.	OH	31-1463075	
Brothers Property Corporation	OH	59-2840291	
Brothers Pennsylvanian Corporation	PA	25-1754638	
Brothers Property Management Corporation	OH	59-2840294	
Crescent Centre Apartments ^	OH	20-4498054	
Crop Managers Insurance Agency, Inc.	KS	31-1277904	
Dempsey & Siders Agency, Inc.	OH	31-0589001	
Eden Park Insurance Brokers, Inc.	CA	31-1341668	
El Aguila, Compañía de Seguros, S.A. de C.V. *	MEX		
Financidora de Primas Condor, S.A. de C.V. (99%)	MEX		
Farmers Crop Insurance Alliance, Inc.	KS	39-1404033	
FCIA Management Company, Inc.	NY	13-3628555	
Foreign Credit Insurance Association @	NY		
GAI Mexico Holdings, LLC	DE	81-0814136	
GAI Warranty Company	OH	31-1753938	
GAI Warranty Company of Florida	FL	31-1765544	
Global Premier Finance Company	OH	61-1329718	
Great American Agency of Texas, Inc.	TX	74-2693636	
Great American Alliance Insurance Company *	OH	95-1542353	26832
Great American Assurance Company *	OH	15-6020948	26344
Great American Casualty Insurance Company *	OH	61-0983091	39896
Great American Contemporary Insurance Company *	OH	36-4079497	10646
Great American E & S Insurance Company *	DE	31-0954439	37532
Great American Fidelity Insurance Company *	DE	31-1036473	41858
Great American Insurance Agency, Inc.	OH	31-1652643	
Great American Insurance Company of New York *	NY	13-5539046	22136
Great American Lloyd's, Inc.	TX	31-1073664	
Great American Management Services, Inc.	OH	31-0856644	
Great American Protection Insurance Company *	OH	31-1288778	38580
Great American Re Inc.	DE	31-0918893	
Great American Security Insurance Company *	OH	31-1209419	31135
Great American Spirit Insurance Company *	OH	31-1237970	33723
Insurance (GB) Limited *	GBR		
Key Largo Group, Inc.	FL	59-1263251	
PLLS Canada Insurance Brokers Inc. (49%)	CAN	871850814	
Professional Risk Brokers, Inc.	IL	31-1293064	
One East Fourth, Inc.	OH	31-0686194	
Pioneer Carpet Mills, Inc.	OH	31-0883227	
TEJ Holdings, Inc.	OH	31-1119320	
Three East Fourth, Inc.	OH	31-0728327	

\* Denotes insurer

@ Company affiliated but not owned

# Participant in Lloyd's Syndicate 2468

Subsidiaries 100% owned by respective parent unless otherwise stated

^ Total percentage owned by respective parent and other affiliated companies

**GREAT AMERICAN PROTECTION INSURANCE COMPANY**

**SCHEDULE Y**

**PART 1A - DETAIL OF INSURANCE HOLDING COMPANY SYSTEM**

1	2	3	4	5	6	7	8	9	10	11	12	13	14	15	16
Group Code	Group Name	NAIC Company Code	ID Number	Federal RSSD	CIK	Name of Securities Exchange if Publicly Traded (U.S. or International)	Names of Parent, Subsidiaries or Affiliates	Domiciliary Location	Relationship to Reporting Entity	Directly Controlled by (Name of Entity/Person)	Type of Control (Ownership Board, Management, Attorney-in-Fact, Influence, Other)	If Control is Ownership Provide Percentage	Ultimate Controlling Entity(ies)/Person(s)	Is an SCA Filing Required? (Y/N)	*
<b>Members</b>															
0		0	31-1544320	0	0001042046	NYSE	American Financial Group, Inc.	OH	UIP		Ownership	0.000		N	0
0		0	31-6549738	0			American Financial Capital Trust II	DE	NIA	American Financial Group, Inc.	Ownership	100.000	American Financial Group, Inc.	N	0
0		0	16-6543606	0			American Financial Capital Trust III	DE	NIA	American Financial Group, Inc.	Ownership	100.000	American Financial Group, Inc.	N	0
0		0	16-6543609	0			American Financial Capital Trust IV	DE	NIA	American Financial Group, Inc.	Ownership	100.000	American Financial Group, Inc.	N	0
0		0	31-0996797	0			American Financial Enterprises, Inc.	CT	NIA	American Financial Group, Inc.	Ownership	100.000	American Financial Group, Inc.	N	0
0		0	31-0828578	0			American Money Management Corporation	OH	NIA	American Financial Group, Inc.	Ownership	100.000	American Financial Group, Inc.	N	0
0		0	27-1577326	0			American Real Estate Capital Company, LLC	OH	NIA	American Money Management Corporation	Ownership	100.000	American Financial Group, Inc.	N	0
0		0	27-2829629	0			Mid-Market Capital Partners, LLC	DE	NIA	American Money Management Corporation	Ownership	100.000	American Financial Group, Inc.	N	0
0		0	41-2112001	0			APU Holding Company	OH	NIA	American Financial Group, Inc.	Ownership	100.000	American Financial Group, Inc.	N	0
0		0	23-6000765	0			American Premier Underwriters, Inc.	PA	NIA	APU Holding Company	Ownership	100.000	American Financial Group, Inc.	N	0
0		0	13-6400464	0			Lehigh Valley Railroad Company	PA	NIA	American Premier Underwriters, Inc.	Ownership	100.000	American Financial Group, Inc.	N	0
0		0	46-1665396	0			Pennsylvania Lehigh Oil & Gas Holdings LLC	PA	NIA	Lehigh Valley Railroad Company	Ownership	100.000	American Financial Group, Inc.	N	0
0		0	20-1548213	0			Magnolia Alabama Holdings, Inc.	DE	NIA	American Premier Underwriters, Inc.	Ownership	100.000	American Financial Group, Inc.	N	0
0		0	20-1574094	0			Magnolia Alabama Holdings LLC	AL	NIA	Magnolia Alabama Holdings, Inc.	Ownership	100.000	American Financial Group, Inc.	N	0
0		0	46-1852532	0			Michigan Oil & Gas Holdings, LLC	MI	NIA	American Premier Underwriters, Inc.	Ownership	100.000	American Financial Group, Inc.	N	0
0		0	46-1480078	0			Ohio Oil & Gas Holdings, LLC	OH	NIA	American Premier Underwriters, Inc.	Ownership	100.000	American Financial Group, Inc.	N	0
0		0	13-6021353	0			The Owasco River Railway, Inc.	NY	NIA	American Premier Underwriters, Inc.	Ownership	100.000	American Financial Group, Inc.	N	0
0		0	76-0080537	0			PCC Technical Industries, Inc.	DE	NIA	American Premier Underwriters, Inc.	Ownership	100.000	American Financial Group, Inc.	N	0
0		0	23-1537928	0			Penn Towers, Inc.	PA	NIA	American Premier Underwriters, Inc.	Ownership	100.000	American Financial Group, Inc.	N	0
0		0	46-3246684	0			Pennsylvania Oil & Gas Holdings, LLC	PA	NIA	American Premier Underwriters, Inc.	Ownership	100.000	American Financial Group, Inc.	N	0
0		0	23-6000766	0			Pennsylvania-Reading Seashore Lines	NJ	NIA	American Premier Underwriters, Inc.	Ownership	66.670	American Financial Group, Inc.	N	0
0		0	23-6207599	0			Pittsburgh and Cross Creek Railroad Company	PA	NIA	American Premier Underwriters, Inc.	Ownership	83.000	American Financial Group, Inc.	N	0
0		0	23-1675796	0			Waynesburg Southern Railroad Company	PA	NIA	American Premier Underwriters, Inc.	Ownership	100.000	American Financial Group, Inc.	N	0
0		0	98-1073776	0			GAI Insurance Company, Ltd	BMU	IA	APU Holding Company	Ownership	100.000	American Financial Group, Inc.	N	0
0		0		0			Great American Specialty & Affinity Limited	GBR	NIA	APU Holding Company	Ownership	100.000	American Financial Group, Inc.	N	0
0		0	31-1446308	0			Hangar Acquisition Corp	OH	NIA	APU Holding Company	Ownership	100.000	American Financial Group, Inc.	N	0
0		0	91-1242743	0			Premier Lease & Loan Services Insurance Agency, Inc.	WA	NIA	APU Holding Company	Ownership	100.000	American Financial Group, Inc.	N	0
0		0	91-1508644	0			Premier Lease & Loan Services of Canada, Inc.	WA	NIA	APU Holding Company	Ownership	100.000	American Financial Group, Inc.	N	0
0		0	31-1262960	0			Risiko Management Corporation	DE	NIA	APU Holding Company	Ownership	100.000	American Financial Group, Inc.	N	0
0		0	31-0823725	0			Dixie Terminal Corporation	OH	NIA	American Financial Group, Inc.	Ownership	100.000	American Financial Group, Inc.	N	0
0		0	98-0606803	0			GAI Holding Bermuda Ltd	BMU	NIA	American Financial Group, Inc.	Ownership	69.990	American Financial Group, Inc.	N	2
0		0	98-0606803	0			GAI Holding Bermuda Ltd	BMU	NIA	GAI Australia Pty Ltd	Ownership	30.010	American Financial Group, Inc.	N	2
0		0	98-0556144	0			GAI Indemnity, Ltd.	GBR	IA	GAI Holding Bermuda Ltd	Ownership	100.000	American Financial Group, Inc.	N	0
0		0		0			Neon Capital Limited	GBR	NIA	GAI Holding Bermuda Ltd	Ownership	100.000	American Financial Group, Inc.	N	0
0		0		0			Neon Holdings (U.K.) Limited	GBR	NIA	Neon Capital Limited	Ownership	100.000	American Financial Group, Inc.	N	0
0		0		0			Beat Capital Partners Limited	GBR	NIA	Neon Holdings (U.K.) Limited	Ownership	26.960	American Financial Group, Inc.	N	0

Q12

**GREAT AMERICAN PROTECTION INSURANCE COMPANY**

**SCHEDULE Y**

**PART 1A - DETAIL OF INSURANCE HOLDING COMPANY SYSTEM**

1	2	3	4	5	6	7	8	9	10	11	12	13	14	15	16
Group Code	Group Name	NAIC Company Code	ID Number	Federal RSSD	CIK	Name of Securities Exchange if Publicly Traded (U.S. or International)	Names of Parent, Subsidiaries or Affiliates	Domiciliary Location	Relationship to Reporting Entity	Directly Controlled by (Name of Entity/Person)	Type of Control (Ownership Board, Management, Attorney-in-Fact, Influence, Other)	If Control is Ownership Provide Percentage	Ultimate Controlling Entity(ies)/Person(s)	Is an SCA Filing Required? (Y/N)	*
0.....		0.....		.....0	.....0		Tarian Underwriting Limited.....	GBR.....	NIA.....	Beat Capital Partners Limited.....	Ownership.....	...60.000	American Financial Group, Inc.	....N.....	0...
0.....		0.....	98-0412245	.....0	.....0		Lavenham Underwriting Limited.....	GBR.....	IA.....	Neon Holdings (U.K.) Limited.....	Ownership.....	...100.000	American Financial Group, Inc.	....N.....	0...
0.....		0.....		.....0	.....0		Neon Italy S.R.L.....	ITA.....	NIA.....	Neon Holdings (U.K.) Limited.....	Ownership.....	...60.000	American Financial Group, Inc.	....N.....	0...
0.....		0.....		.....0	.....0		Neon Management Services Limited.....	GBR.....	NIA.....	Neon Holdings (U.K.) Limited.....	Ownership.....	...100.000	American Financial Group, Inc.	....N.....	0...
0.....		0.....		.....0	.....0		Neon Sapphire Underwriting Limited.....	GGY.....	NIA.....	Neon Holdings (U.K.) Limited.....	Ownership.....	...100.000	American Financial Group, Inc.	....N.....	0...
0.....		0.....		.....0	.....0		Neon Service Company (U.K.) Limited.....	GBR.....	NIA.....	Neon Holdings (U.K.) Limited.....	Ownership.....	...100.000	American Financial Group, Inc.	....N.....	0...
0.....		0.....		.....0	.....0		Marketform Australia Pty Limited.....	AUS.....	NIA.....	Neon Service Company (U.K.) Limited.....	Ownership.....	...100.000	American Financial Group, Inc.	....N.....	0...
0.....		0.....		.....0	.....0		Studio Marketform SRL.....	ITA.....	NIA.....	Neon Service Company (U.K.) Limited.....	Ownership.....	...100.000	American Financial Group, Inc.	....N.....	0...
0.....		0.....		.....0	.....0		Neon Underwriting Bermuda Limited.....	BMU.....	NIA.....	Neon Holdings (U.K.) Limited.....	Ownership.....	...100.000	American Financial Group, Inc.	....N.....	0...
0.....		0.....		.....0	.....0		Neon Underwriting Limited.....	GBR.....	NIA.....	Neon Holdings (U.K.) Limited.....	Ownership.....	...100.000	American Financial Group, Inc.	....N.....	0...
0.....		0.....		.....0	.....0		Orca Services A/S.....	DNK.....	NIA.....	Neon Holdings (U.K.) Limited.....	Ownership.....	...89.425	American Financial Group, Inc.	....N.....	0...
0.....		0.....	98-0431601	.....0	.....0		Sampford Underwriting Limited.....	GBR.....	IA.....	Neon Holdings (U.K.) Limited.....	Ownership.....	...100.000	American Financial Group, Inc.	....N.....	0...
0.....		0.....		.....0	.....0		Helium Holdings Limited.....	BMU.....	NIA.....	American Financial Group, Inc.....	Ownership.....	...100.000	American Financial Group, Inc.	....N.....	5...
0.....		0.....		.....0	.....0		Neon Employee Ownership LLC.....	DE.....	NIA.....	Helium Holdings Limited.....	Ownership.....	...23.350		....N.....	5...
0.....		0.....		.....0	.....0		GAI Australia Pty Ltd.....	AUS.....	NIA.....	Neon Employee Ownership LLC.....	Ownership.....	...100.000	American Financial Group, Inc.	....N.....	5...
0.....		0.....	06-1356481	.....0	.....0		Great American Financial Resources, Inc.....	DE.....	NIA.....	American Financial Group, Inc.....	Ownership.....	...100.000	American Financial Group, Inc.	....N.....	1...
0.....		0.....	31-1422717	.....0	.....0		AAG Insurance Agency, Inc.....	KY.....	NIA.....	Great American Financial Resources, Inc.....	Ownership.....	...100.000	American Financial Group, Inc.	....N.....	0...
0.....		0.....	34-1017531	.....0	.....0		Ceres Group, Inc.....	DE.....	NIA.....	Great American Financial Resources, Inc.....	Ownership.....	...100.000	American Financial Group, Inc.	....N.....	0...
0.....		0.....	47-0717079	.....0	.....0		Continental General Corporation.....	NE.....	NIA.....	Ceres Group, Inc.....	Ownership.....	...100.000	American Financial Group, Inc.	....N.....	0...
0.....		0.....	34-1947042	.....0	.....0		QQA Agency of Texas, Inc.....	TX.....	NIA.....	Ceres Group, Inc.....	Ownership.....	...100.000	American Financial Group, Inc.	....N.....	0...
0.....		0.....	31-1395344	.....0	.....0		Great American Advisors, Inc.....	OH.....	NIA.....	Great American Financial Resources, Inc.....	Ownership.....	...100.000	American Financial Group, Inc.	....N.....	0...
0084	American Financial Group, Inc.	63312...	13-1935920	.....0	.....0		Great American Life Insurance Company.....	OH.....	IA.....	Great American Financial Resources, Inc.....	Ownership.....	...100.000	American Financial Group, Inc.	....N.....	0...
0084	American Financial Group, Inc.	93661...	31-1021738	.....0	.....0		Annuity Investors Life Insurance Company.....	OH.....	IA.....	Great American Life Insurance Company.....	Ownership.....	...100.000	American Financial Group, Inc.	....N.....	0...
0.....		0.....	27-4078277	.....0	.....0		Bay Bridge Marina Hemingway's Restaurant, LLC.....	MD.....	NIA.....	Great American Life Insurance Company.....	Ownership.....	...85.000	American Financial Group, Inc.	....N.....	0...
0.....		0.....	27-0513333	.....0	.....0		Bay Bridge Marina Management.....	MD.....	NIA.....	Great American Life Insurance Company.....	Ownership.....	...85.000	American Financial Group, Inc.	....N.....	0...
0.....		0.....	20-1246122	.....0	.....0		Brothers Management, LLC.....	FL.....	NIA.....	Great American Life Insurance Company.....	Ownership.....	...99.000	American Financial Group, Inc.	....Y.....	0...
0.....		0.....	81-3737639	.....0	.....0		Charleston Harbor Fishing, LLC.....	SC.....	NIA.....	Great American Life Insurance Company.....	Ownership.....	...100.000	American Financial Group, Inc.	....N.....	0...
0.....		0.....	47-5618395	.....0	.....0		GA Key Lime, LLC.....	OH.....	NIA.....	Great American Life Insurance Company.....	Ownership.....	...50.000	American Financial Group, Inc.	....N.....	2...
0.....		0.....	47-5618395	.....0	.....0		GA Key Lime, LLC.....	OH.....	NIA.....	Great American Insurance Company.....	Ownership.....	...50.000	American Financial Group, Inc.	....N.....	2...
0.....		0.....	20-4604276	.....0	.....0		GALIC - Bay Bridge Marina, LLC.....	MD.....	NIA.....	Great American Life Insurance Company.....	Ownership.....	...100.000	American Financial Group, Inc.	....N.....	0...
0.....		0.....	31-1391777	.....0	.....0		GALIC Brothers, Inc.....	OH.....	NIA.....	Great American Life Insurance Company.....	Ownership.....	...100.000	American Financial Group, Inc.	....Y.....	0...
0.....		0.....	26-3260520	.....0	.....0		Manhattan National Holding Corporation.....	OH.....	NIA.....	Great American Life Insurance Company.....	Ownership.....	...100.000	American Financial Group, Inc.	....Y.....	0...
0084	American Financial Group, Inc.	67083...	45-0252531	.....0	.....0		Manhattan National Life Insurance Company.....	OH.....	IA.....	Manhattan National Holding Corporation.....	Ownership.....	...100.000	American Financial Group, Inc.	....N.....	0...
0.....		0.....	52-2179330	.....0	.....0		Skipjack Marina Corp.....	MD.....	NIA.....	Great American Life Insurance Company.....	Ownership.....	...100.000	American Financial Group, Inc.	....N.....	0...
0.....		0.....	42-1575938	.....0	.....0		Great American Holding, Inc.....	OH.....	NIA.....	American Financial Group, Inc.....	Ownership.....	...100.000	American Financial Group, Inc.	....N.....	0...
0.....		0.....	27-3062314	.....0	.....0		Agricultural Services, LLC.....	OH.....	NIA.....	Great American Holding, Inc.....	Ownership.....	...100.000	American Financial Group, Inc.	....N.....	0...

Q12.1

**GREAT AMERICAN PROTECTION INSURANCE COMPANY**

**SCHEDULE Y**

**PART 1A - DETAIL OF INSURANCE HOLDING COMPANY SYSTEM**

1	2	3	4	5	6	7	8	9	10	11	12	13	14	15	16
Group Code	Group Name	NAIC Company Code	ID Number	Federal RSSD	CIK	Name of Securities Exchange if Publicly Traded (U.S. or International)	Names of Parent, Subsidiaries or Affiliates	Domiciliary Location	Relationship to Reporting Entity	Directly Controlled by (Name of Entity/Person)	Type of Control (Ownership Board, Management, Attorney-in-Fact, Influence, Other)	If Control is Ownership Provide Percentage	Ultimate Controlling Entity(ies)/Person(s)	Is an SCA Filing Required? (Y/N)	*
0		0		0	0		Great American Holding (Europe) Limited.....	GBR.....	NIA.....	Great American Holding, Inc.....	Ownership.....	100.000	American Financial Group, Inc.....	N.....	0
0		0		0	0		Great American Europe Limited.....	GBR.....	NIA.....	Great American Holding (Europe) Limited.....	Ownership.....	100.000	American Financial Group, Inc.....	N.....	0
0		0	AA-1784136	0	0		Great American International Insurance Designated Activity Company.....	IRL.....	IA.....	Great American Holding, Inc.....	Ownership.....	100.000	American Financial Group, Inc.....	N.....	0
0084	American Financial Group, Inc.	23418...	73-0556513	0	0		Mid-Continent Casualty Company.....	OH.....	IA.....	Great American Holding, Inc.....	Ownership.....	100.000	American Financial Group, Inc.....	N.....	0
0084	American Financial Group, Inc.	15380...	73-1406844	0	0		Mid-Continent Assurance Company.....	OH.....	IA.....	Mid-Continent Casualty Company.....	Ownership.....	100.000	American Financial Group, Inc.....	N.....	0
0084	American Financial Group, Inc.	13794...	38-3803661	0	0		Mid-Continent Excess and Surplus Insurance Company.....	DE.....	IA.....	Mid-Continent Casualty Company.....	Ownership.....	100.000	American Financial Group, Inc.....	N.....	0
0		0	30-0571535	0	0		Mid-Continent Specialty Insurance Services, Inc.....	OK.....	NIA.....	Mid-Continent Casualty Company.....	Ownership.....	100.000	American Financial Group, Inc.....	Y.....	0
0084	American Financial Group, Inc.	23426...	73-0773259	0	0		Oklahoma Surety Company.....	OH.....	IA.....	Mid-Continent Casualty Company.....	Ownership.....	100.000	American Financial Group, Inc.....	N.....	0
0		0	34-1607394	0	0		National Interstate Corporation.....	OH.....	NIA.....	Great American Holding, Inc.....	Ownership.....	100.000	American Financial Group, Inc.....	N.....	0
0		0	34-1899058	0	0		American Highways Insurance Agency, Inc.....	OH.....	NIA.....	National Interstate Corporation.....	Ownership.....	100.000	American Financial Group, Inc.....	N.....	0
0		0	31-1548235	0	0		Explorer RV Insurance Agency, Inc.....	OH.....	NIA.....	National Interstate Corporation.....	Ownership.....	100.000	American Financial Group, Inc.....	N.....	0
0		0	98-0191335	0	0		Hudson Indemnity, Ltd.....	CYM.....	IA.....	National Interstate Corporation.....	Ownership.....	100.000	American Financial Group, Inc.....	N.....	0
0		0	66-0660039	0	0		Hudson Management Group, Ltd.....	VIR.....	NIA.....	National Interstate Corporation.....	Ownership.....	100.000	American Financial Group, Inc.....	N.....	0
0		0	34-1607396	0	0		National Interstate Insurance Agency, Inc.....	OH.....	NIA.....	National Interstate Corporation.....	Ownership.....	100.000	American Financial Group, Inc.....	N.....	0
0		0	36-4670968	0	0		Commercial For Hire Transportation Purchasing Group.....	SC.....	NIA.....	National Interstate Insurance Agency, Inc.....	Management.....	0.000	American Financial Group, Inc.....	N.....	4
0084	American Financial Group, Inc.	32620...	34-1607395	0	0		National Interstate Insurance Company.....	OH.....	IA.....	National Interstate Corporation.....	Ownership.....	100.000	American Financial Group, Inc.....	N.....	0
0084	American Financial Group, Inc.	11051...	99-0345306	0	0		National Interstate Insurance Company of Hawaii, Inc.....	OH.....	IA.....	National Interstate Insurance Company.....	Ownership.....	100.000	American Financial Group, Inc.....	N.....	0
0		0	43-1254631	0	0		TransProtection Service Company.....	MO.....	NIA.....	National Interstate Insurance Company.....	Ownership.....	100.000	American Financial Group, Inc.....	Y.....	0
0084	American Financial Group, Inc.	41106...	95-3623282	0	0		Triumphe Casualty Company.....	OH.....	IA.....	National Interstate Insurance Company.....	Ownership.....	100.000	American Financial Group, Inc.....	N.....	0
0084	American Financial Group, Inc.	21172...	86-0114294	0	0		Vanliner Insurance Company.....	MO.....	IA.....	National Interstate Insurance Company.....	Ownership.....	100.000	American Financial Group, Inc.....	Y.....	0
0		0	20-5546054	0	0		Safety Claims & Litigation Services, LLC.....	MT.....	NIA.....	National Interstate Corporation.....	Ownership.....	100.000	American Financial Group, Inc.....	N.....	0
0		0	46-4570914	0	0		Safety, Claims and Litigation Services, LLC.....	OH.....	NIA.....	National Interstate Corporation.....	Ownership.....	100.000	American Financial Group, Inc.....	N.....	0
0084	American Financial Group, Inc.	22179...	95-2801326	0	0		Republic Indemnity Company of America.....	CA.....	IA.....	Great American Holding, Inc.....	Ownership.....	100.000	American Financial Group, Inc.....	N.....	0
0084	American Financial Group, Inc.	43753...	31-1054123	0	0		Republic Indemnity Company of California.....	CA.....	IA.....	Republic Indemnity Company of America.....	Ownership.....	100.000	American Financial Group, Inc.....	N.....	0
0		0	59-1683711	0	0		Summit Consulting, LLC.....	FL.....	NIA.....	Great American Holding, Inc.....	Ownership.....	100.000	American Financial Group, Inc.....	N.....	0
0		0	59-3385208	0	0		Heritage Summit Healthcare, LLC.....	FL.....	NIA.....	Summit Consulting, LLC.....	Ownership.....	100.000	American Financial Group, Inc.....	N.....	0
0		0	82-2462705	0	0		Summit Real Estate Holdings, LLC.....	FL.....	NIA.....	Summit Consulting, LLC.....	Ownership.....	100.000	American Financial Group, Inc.....	N.....	0
0		0	59-3409855	0	0		Summit Holding Southeast, Inc.....	FL.....	NIA.....	Great American Holding, Inc.....	Ownership.....	100.000	American Financial Group, Inc.....	N.....	0
0084	American Financial Group, Inc.	10701...	59-1835212	0	0		Bridgefield Employers Insurance Company.....	FL.....	IA.....	Summit Holding Southeast, Inc.....	Ownership.....	100.000	American Financial Group, Inc.....	N.....	0
0084	American Financial Group, Inc.	10335...	59-3269531	0	0		Bridgefield Casualty Insurance Company.....	FL.....	IA.....	Bridgefield Employers Insurance Company.....	Ownership.....	100.000	American Financial Group, Inc.....	N.....	0
0084	American Financial Group, Inc.	16691...	31-0501234	0	0		Great American Insurance Company.....	OH.....	UDP.....	American Financial Group, Inc.....	Ownership.....	100.000	American Financial Group, Inc.....	N.....	0
0084	American Financial Group, Inc.	35351...	31-0912199	0	0		American Empire Surplus Lines Insurance Company.....	DE.....	IA.....	Great American Insurance Company.....	Ownership.....	100.000	American Financial Group, Inc.....	N.....	0
0084	American Financial Group, Inc.	37990...	31-0973761	0	0		American Empire Insurance Company.....	OH.....	IA.....	American Empire Surplus Lines Insurance Company..	Ownership.....	100.000	American Financial Group, Inc.....	N.....	0
0		0	59-1671722	0	0		American Empire Underwriters, Inc.....	TX.....	NIA.....	American Empire Insurance Company.....	Ownership.....	100.000	American Financial Group, Inc.....	Y.....	0
0		0	31-1463075	0	0		American Signature Underwriters, Inc.....	OH.....	NIA.....	Great American Insurance Company.....	Ownership.....	100.000	American Financial Group, Inc.....	Y.....	0
0		0	59-2840291	0	0		Brothers Property Corporation.....	OH.....	NIA.....	Great American Insurance Company.....	Ownership.....	100.000	American Financial Group, Inc.....	Y.....	0

Q12.2

**GREAT AMERICAN PROTECTION INSURANCE COMPANY**

**SCHEDULE Y**

**PART 1A - DETAIL OF INSURANCE HOLDING COMPANY SYSTEM**

1	2	3	4	5	6	7	8	9	10	11	12	13	14	15	16
Group Code	Group Name	NAIC Company Code	ID Number	Federal RSSD	CIK	Name of Securities Exchange if Publicly Traded (U.S. or International)	Names of Parent, Subsidiaries or Affiliates	Domiciliary Location	Relationship to Reporting Entity	Directly Controlled by (Name of Entity/Person)	Type of Control (Ownership Board, Management, Attorney-in-Fact, Influence, Other)	If Control is Ownership Provide Percentage	Ultimate Controlling Entity(ies)/Person(s)	Is an SCA Filing Required? (Y/N)	*
0.....		0.....	25-1754638	.....0	.....0		Brothers Pennsylvanian Corporation.....	PA.....	NIA.....	Brothers Property Corporation.....	Ownership.....	...100.000	American Financial Group, Inc.	....N.....	0...
0.....		0.....	59-2840294	.....0	.....0		Brothers Property Management Corporation.....	OH.....	NIA.....	Brothers Property Corporation.....	Ownership.....	...100.000	American Financial Group, Inc.	....N.....	0...
0.....		0.....	20-4498054	.....0	.....0		Crescent Centre Apartments.....	OH.....	NIA.....	Great American Insurance Company.....	Ownership.....	...100.000	American Financial Group, Inc.	....N.....	1...
0.....		0.....	31-1277904	.....0	.....0		Crop Managers Insurance Agency, Inc.....	KS.....	NIA.....	Great American Insurance Company.....	Ownership.....	...100.000	American Financial Group, Inc.	....Y.....	0...
0.....		0.....	31-0589001	.....0	.....0		Dempsey & Siders Agency, Inc.....	OH.....	NIA.....	Great American Insurance Company.....	Ownership.....	...100.000	American Financial Group, Inc.	....Y.....	0...
0.....		0.....	31-1341668	.....0	.....0		Eden Park Insurance Brokers, Inc.....	CA.....	NIA.....	Great American Insurance Company.....	Ownership.....	...100.000	American Financial Group, Inc.	....Y.....	0...
0.....		0.....		.....0	.....0		El Aguila, Compañía de Seguros, S.A. de C.V.....	MEX.....	IA.....	Great American Insurance Company.....	Ownership.....	...100.000	American Financial Group, Inc.	....Y.....	0...
0.....		0.....		.....0	.....0		Financidora de Primas Condor, S.A. de C.V.....	MEX.....	NIA.....	El Aguila, Compañía de Seguros, S.A. de C.V.....	Ownership.....	...99.000	American Financial Group, Inc.	....N.....	0...
0.....		0.....	39-1404033	.....0	.....0		Farmers Crop Insurance Alliance, Inc.....	KS.....	NIA.....	Great American Insurance Company.....	Ownership.....	...100.000	American Financial Group, Inc.	....Y.....	0...
0.....		0.....	13-3628555	.....0	.....0		FCIA Management Company, Inc.....	NY.....	NIA.....	Great American Insurance Company.....	Ownership.....	...100.000	American Financial Group, Inc.	....Y.....	0...
0.....		0.....		.....0	.....0		Foreign Credit Insurance Association.....	NY.....	OTH.....	Great American Insurance Company.....	Management.....	.....0.000	American Financial Group, Inc.	....N.....	3...
0.....		0.....	81-0814136	.....0	.....0		GAI Mexico Holdings, LLC.....	DE.....	NIA.....	Great American Insurance Company.....	Ownership.....	...100.000	American Financial Group, Inc.	....N.....	0...
0.....		0.....	31-1753938	.....0	.....0		GAI Warranty Company.....	OH.....	NIA.....	Great American Insurance Company.....	Ownership.....	...100.000	American Financial Group, Inc.	....Y.....	0...
0.....		0.....	31-1765544	.....0	.....0		GAI Warranty Company of Florida.....	FL.....	NIA.....	GAI Warranty Company.....	Ownership.....	...100.000	American Financial Group, Inc.	....N.....	0...
0.....		0.....	61-1329718	.....0	.....0		Global Premier Finance Company.....	OH.....	NIA.....	Great American Insurance Company.....	Ownership.....	...100.000	American Financial Group, Inc.	....Y.....	0...
0.....		0.....	74-2693636	.....0	.....0		Great American Agency of Texas, Inc.....	TX.....	NIA.....	Great American Insurance Company.....	Ownership.....	...100.000	American Financial Group, Inc.	....Y.....	0...
0084	American Financial Group, Inc.	26832...	95-1542353	.....0	.....0		Great American Alliance Insurance Company.....	OH.....	IA.....	Great American Insurance Company.....	Ownership.....	...100.000	American Financial Group, Inc.	....N.....	0...
0084	American Financial Group, Inc.	26344...	15-6020948	.....0	.....0		Great American Assurance Company.....	OH.....	IA.....	Great American Insurance Company.....	Ownership.....	...100.000	American Financial Group, Inc.	....N.....	0...
0084	American Financial Group, Inc.	39896...	61-0983091	.....0	.....0		Great American Casualty Insurance Company.....	OH.....	IA.....	Great American Insurance Company.....	Ownership.....	...100.000	American Financial Group, Inc.	....N.....	0...
0084	American Financial Group, Inc.	10646...	36-4079497	.....0	.....0		Great American Contemporary Insurance Company.....	OH.....	IA.....	Great American Insurance Company.....	Ownership.....	...100.000	American Financial Group, Inc.	....N.....	0...
0084	American Financial Group, Inc.	37532...	31-0954439	.....0	.....0		Great American E & S Insurance Company.....	DE.....	IA.....	Great American Insurance Company.....	Ownership.....	...100.000	American Financial Group, Inc.	....N.....	0...
0084	American Financial Group, Inc.	41858...	31-1036473	.....0	.....0		Great American Fidelity Insurance Company.....	DE.....	IA.....	Great American Insurance Company.....	Ownership.....	...100.000	American Financial Group, Inc.	....N.....	0...
0.....		0.....	31-1652643	.....0	.....0		Great American Insurance Agency, Inc.....	OH.....	NIA.....	Great American Insurance Company.....	Ownership.....	...100.000	American Financial Group, Inc.	....Y.....	0...
0084	American Financial Group, Inc.	22136...	13-5539046	.....0	.....0		Great American Insurance Company of New York.....	NY.....	IA.....	Great American Insurance Company.....	Ownership.....	...100.000	American Financial Group, Inc.	....N.....	0...
0.....		0.....	31-1073664	.....0	.....0		Great American Lloyd's, Inc.....	TX.....	NIA.....	Great American Insurance Company.....	Ownership.....	...100.000	American Financial Group, Inc.	....Y.....	0...
0.....		0.....	31-0856644	.....0	.....0		Great American Management Services, Inc.....	OH.....	NIA.....	Great American Insurance Company.....	Ownership.....	...100.000	American Financial Group, Inc.	....Y.....	0...
0084	American Financial Group, Inc.	38580...	31-1288778	.....0	.....0		Great American Protection Insurance Company.....	OH.....	RE.....	Great American Insurance Company.....	Ownership.....	...100.000	American Financial Group, Inc.	....N.....	0...
0.....		0.....	31-0918893	.....0	.....0		Great American Re Inc.....	DE.....	NIA.....	Great American Insurance Company.....	Ownership.....	...100.000	American Financial Group, Inc.	....Y.....	0...
0084	American Financial Group, Inc.	31135...	31-1209419	.....0	.....0		Great American Security Insurance Company.....	OH.....	IA.....	Great American Insurance Company.....	Ownership.....	...100.000	American Financial Group, Inc.	....N.....	0...
0084	American Financial Group, Inc.	33723...	31-1237970	.....0	.....0		Great American Spirit Insurance Company.....	OH.....	IA.....	Great American Insurance Company.....	Ownership.....	...100.000	American Financial Group, Inc.	....N.....	0...
0.....		0.....	AA-1120817	.....0	.....0		Insurance (GB) Limited.....	GBR.....	IA.....	Great American Insurance Company.....	Ownership.....	...100.000	American Financial Group, Inc.	....Y.....	0...
0.....		0.....	59-1263251	.....0	.....0		Key Largo Group, Inc.....	FL.....	NIA.....	Great American Insurance Company.....	Ownership.....	...100.000	American Financial Group, Inc.	....Y.....	0...
0.....		0.....	871850814	.....0	.....0		PLLS Canada Insurance Brokers Inc.....	CAN.....	NIA.....	Great American Insurance Company.....	Ownership.....	...49.000	American Financial Group, Inc.	....Y.....	0...
0.....		0.....	31-1293064	.....0	.....0		Professional Risk Brokers, Inc.....	IL.....	NIA.....	Great American Insurance Company.....	Ownership.....	...100.000	American Financial Group, Inc.	....Y.....	0...
0.....		0.....	31-0686194	.....0	.....0		One East Fourth, Inc.....	OH.....	NIA.....	American Financial Group, Inc.....	Ownership.....	...100.000	American Financial Group, Inc.	....N.....	0...
0.....		0.....	31-0883227	.....0	.....0		Pioneer Carpet Mills, Inc.....	OH.....	NIA.....	American Financial Group, Inc.....	Ownership.....	...100.000	American Financial Group, Inc.	....N.....	0...

Q12.3

**SCHEDULE Y**

**PART 1A - DETAIL OF INSURANCE HOLDING COMPANY SYSTEM**

1	2	3	4	5	6	7	8	9	10	11	12	13	14	15	16
Group Code	Group Name	NAIC Company Code	ID Number	Federal RSSD	CIK	Name of Securities Exchange if Publicly Traded (U.S. or International)	Names of Parent, Subsidiaries or Affiliates	Domiciliary Location	Relationship to Reporting Entity	Directly Controlled by (Name of Entity/Person)	Type of Control (Ownership Board, Management, Attorney-in-Fact, Influence, Other)	If Control is Ownership Provide Percentage	Ultimate Controlling Entity(ies)/Person(s)	Is an SCA Filing Required? (Y/N)	*
0.....	.....	0.....	31-1119320	.....0	.....0	.....	TEJ Holdings, Inc.....	OH.....	NIA.....	American Financial Group, Inc.....	Ownership.....	...100.000	American Financial Group, Inc.	.....N.....	0...
0.....	.....	0.....	31-0728327	.....0	.....0	.....	Three East Fourth, Inc.....	OH.....	NIA.....	American Financial Group, Inc.....	Ownership.....	...100.000	American Financial Group, Inc.	.....N.....	0...

**Aster Explanation**

1	Another affiliated company owns 1% or less of the shares.
2	The entity is owned by more than one company within the AFG Group.
3	Great American Insurance Company is the majority member of the Association.
4	Company is affiliated but not owned.
5	The entity is owned by more than one company within the AFG Group. American Financial Group, Inc. effectively owns 77% of GAI Holding Bermuda Ltd. ; the senior management of Neon Capital Limited, through their ownership of Neon Employee Ownership LLC, owns the remaining 23% of GAI Holding Bermuda Ltd. through their ownership of GAI Australia Pty Ltd.



**PART 1 - LOSS EXPERIENCE**

Lines of Business	Current Year to Date			4 Prior Year to Date Direct Loss Percentage
	1 Direct Premiums Earned	2 Direct Losses Incurred	3 Direct Loss Percentage	
1. Fire.....	0	0	0.000	0.000
2. Allied lines.....	0	0	0.000	0.000
3. Farmowners multiple peril.....	0	0	0.000	0.000
4. Homeowners multiple peril.....	0	0	0.000	0.000
5. Commercial multiple peril.....	0	45,067	0.000	0.000
6. Mortgage guaranty.....	0	0	0.000	0.000
8. Ocean marine.....	0	0	0.000	0.000
9. Inland marine.....	0	0	0.000	0.000
10. Financial guaranty.....	0	0	0.000	0.000
11.1. Medical professional liability - occurrence.....	0	0	0.000	0.000
11.2. Medical professional liability - claims-made.....	0	0	0.000	0.000
12. Earthquake.....	0	0	0.000	0.000
13. Group accident and health.....	0	0	0.000	0.000
14. Credit accident and health.....	0	0	0.000	0.000
15. Other accident and health.....	0	0	0.000	0.000
16. Workers' compensation.....	0	0	0.000	0.000
17.1 Other liability-occurrence.....	0	(31,236)	0.000	(668.398)
17.2 Other liability-claims made.....	4,677	(185,405)	(3,964.288)	(8.727)
17.3 Excess workers' compensation.....	0	0	0.000	0.000
18.1 Products liability-occurrence.....	0	20	0.000	0.000
18.2 Products liability-claims made.....	0	0	0.000	0.000
19.1, 19.2 Private passenger auto liability.....	0	0	0.000	0.000
19.3, 19.4 Commercial auto liability.....	0	0	0.000	0.000
21. Auto physical damage.....	0	0	0.000	0.000
22. Aircraft (all perils).....	0	0	0.000	0.000
23. Fidelity.....	0	0	0.000	0.000
24. Surety.....	0	0	0.000	0.000
26. Burglary and theft.....	0	0	0.000	0.000
27. Boiler and machinery.....	0	0	0.000	0.000
28. Credit.....	0	0	0.000	0.000
29. International.....	0	0	0.000	0.000
30. Warranty.....	0	0	0.000	0.000
31. Reinsurance-nonproportional assumed property.....	XXX	XXX	XXX	XXX
32. Reinsurance-nonproportional assumed liability.....	XXX	XXX	XXX	XXX
33. Reinsurance-nonproportional assumed financial lines.....	XXX	XXX	XXX	XXX
34. Aggregate write-ins for other lines of business.....	0	0	0.000	0.000
35. Totals.....	4,677	(171,554)	(3,668.125)	(76.067)
<b>DETAILS OF WRITE-INS</b>				
3401. Collateral protection.....	0	0	0.000	0.000
3402.....	0	0	0.000	0.000
3403.....	0	0	0.000	0.000
3498. Sum. of remaining write-ins for Line 34 from overflow page.....	0	0	0.000	XXX
3499. Totals (Lines 3401 thru 3403 plus 3498) (Line 34).....	0	0	0.000	0.000

**PART 2 - DIRECT PREMIUMS WRITTEN**

Lines of Business	1	2	3
	Current Quarter	Current Year to Date	Prior Year Year to Date
1. Fire.....	0	0	0
2. Allied lines.....	0	0	0
3. Farmowners multiple peril.....	0	0	0
4. Homeowners multiple peril.....	0	0	0
5. Commercial multiple peril.....	0	0	0
6. Mortgage guaranty.....	0	0	0
8. Ocean marine.....	0	0	0
9. Inland marine.....	0	0	0
10. Financial guaranty.....	0	0	0
11.1 Medical professional liability - occurrence.....	0	0	0
11.2 Medical professional liability - claims made.....	0	0	0
12. Earthquake.....	0	0	0
13. Group accident and health.....	0	0	0
14. Credit accident and health.....	0	0	0
15. Other accident and health.....	0	0	0
16. Workers' compensation.....	0	0	0
17.1 Other liability-occurrence.....	0	0	0
17.2 Other liability-claims made.....	0	0	0
17.3 Excess workers' compensation.....	0	0	0
18.1 Products liability-occurrence.....	0	0	0
18.2 Products liability-claims made.....	0	0	0
19.1 19.2 Private passenger auto liability.....	0	0	0
19.3 19.4 Commercial auto liability.....	0	0	0
21. Auto physical damage.....	0	0	0
22. Aircraft (all perils).....	0	0	0
23. Fidelity.....	0	0	0
24. Surety.....	0	0	0
26. Burglary and theft.....	0	0	0
27. Boiler and machinery.....	0	0	0
28. Credit.....	0	0	0
29. International.....	0	0	0
30. Warranty.....	0	0	0
31. Reinsurance-nonproportional assumed property.....	XXX	XXX	XXX
32. Reinsurance-nonproportional assumed liability.....	XXX	XXX	XXX
33. Reinsurance-nonproportional assumed financial lines.....	XXX	XXX	XXX
34. Aggregate write-ins for other lines of business.....	0	0	0
35. Totals.....	0	0	0
<b>DETAILS OF WRITE-INS</b>			
3401.....	0	0	0
3402.....	0	0	0
3403.....	0	0	0
3498. Sum. of remaining write-ins for Line 34 from overflow page.....	0	0	0
3499. Totals (Lines 3401 thru 3403 plus 3498) (Line 34).....	0	0	0

NONE

**PART 3 (000 omitted)**

**LOSS AND LOSS ADJUSTMENT EXPENSE RESERVES SCHEDULE**

	1	2	3	4	5	6	7	8	9	10	11	12	13
Years in Which Losses Occurred	Prior Year-End Known Case Loss and LAE Reserves	Prior Year-End IBNR Loss and LAE Reserves	Total Prior Year-End Loss and LAE Reserves (Cols. 1 + 2)	2018 Loss and LAE Payments on Claims Reported as of Prior Year-End	2018 Loss and LAE Payments on Claims Unreported as of Prior Year-End	Total 2018 Loss and LAE Payments (Cols. 4 + 5)	Q.S. Date Known Case Loss and LAE Reserves on Claims Reported and Open as of Prior Year-End	Q.S. Date Known Case Loss and LAE Reserves on Claims Reported or Reopened Subsequent to Prior Year-End	Q.S. Date IBNR Loss and LAE Reserves	Total Q.S. Loss and LAE Reserves (Cols. 7 + 8 + 9)	Prior Year-End Known Case Loss and LAE Reserves Developed (Savings)/Deficiency (Cols. 4 + 7 minus Col. 1)	Prior Year-End IBNR Loss and LAE Reserves Developed (Savings)/Deficiency (Cols. 5 + 8 + 9 minus Col. 2)	Prior Year-End Total Loss and LAE Reserve Developed (Savings)/Deficiency (Cols. 11 + 12)
1. 2015 + Prior.....	.....0	.....0	.....0	.....0	.....0	.....0	.....0	.....0	.....0	.....0	.....0	.....0	.....0
2. 2016.....	.....0	.....0	.....0	.....0	.....0	.....0	.....0	.....0	.....0	.....0	.....0	.....0	.....0
3. Subtotals 2016 + Prior.....	.....0	.....0	.....0	.....0	.....0	.....0	.....0	.....0	.....0	.....0	.....0	.....0	.....0
4. 2017.....	.....0	.....0	.....0	.....0	.....0	.....0	.....0	.....0	.....0	.....0	.....0	.....0	.....0
5. Subtotals 2017 + Prior.....	.....0	.....0	.....0	.....0	.....0	.....0	.....0	.....0	.....0	.....0	.....0	.....0	.....0
6. 2018.....	.....XXX	.....XXX	.....XXX	.....XXX	.....0	.....0	.....XXX	.....0	.....0	.....0	.....XXX	.....XXX	.....XXX
7. Totals.....	.....0	.....0	.....0	.....0	.....0	.....0	.....0	.....0	.....0	.....0	.....0	.....0	.....0
8. Prior Year-End's Surplus As Regards Policyholders.....	.....0										Col. 11, Line 7 As % of Col. 1, Line 7	Col. 12, Line 7 As % of Col. 2, Line 7	Col. 13, Line 7 As % of Col. 3, Line 7
											1. ....0.0 %	2. ....0.0 %	3. ....0.0 %
													Col. 13, Line 7 Line 8
													4. ....0.0 %

Q14

**NONE**

**SUPPLEMENTAL EXHIBITS AND SCHEDULES INTERROGATORIES**

The following supplemental reports are required to be filed as part of your statement filing. However, in the event that your company does not transact the type of business for which the special report must be filed, your response of NO to the specific interrogatory will be accepted in lieu of filing a "NONE" report and a bar code will be printed below. If the supplement is required of your company but is not being filed for whatever reason, enter SEE EXPLANATION and provide an explanation following the interrogatory questions.

	<b>Response</b>
1. Will the Trusteed Surplus Statement be filed with the state of domicile and the NAIC with this statement?	NO _____
2. Will Supplement A to Schedule T (Medical Professional Liability Supplement) be filed with this statement?	NO _____
3. Will the Medicare Part D Coverage Supplement be filed with the state of domicile and the NAIC with this statement?	NO _____
4. Will the Director and Officer Insurance Coverage Supplement be filed with the state of domicile and the NAIC with this statement?	NO _____

**Explanation:**

1. The data for this supplement is not required to be filed.
2. The data for this supplement is not required to be filed.
3. The data for this supplement is not required to be filed.
4. The data for this supplement is not required to be filed.

**Bar Code:**



**NONE**

**GREAT AMERICAN PROTECTION INSURANCE COMPANY  
SCHEDULE A - VERIFICATION**

Real Estate

	1 Year to Date	2 Prior Year Ended December 31
1. Book/adjusted carrying value, December 31 of prior year.....	.0	.0
2. Cost of acquired:		
2.1 Actual cost at time of acquisition.....	.0	.0
2.2 Additional investment made after acquisition.....	.0	.0
3. Current year change in encumbrances.....	.0	.0
4. Total gain (loss) on disposals.....	.0	.0
5. Deduct amounts received on disposals.....	.0	.0
6. Total foreign exchange change in book/adjusted carrying value.....	.0	.0
7. Deduct current year's other-than-temporary impairment recognized.....	.0	.0
8. Deduct current year's depreciation.....	.0	.0
9. Book/adjusted carrying value at end of current period (Lines 1+2+3+4-5+6-7-8).....	.0	.0
10. Deduct total nonadmitted amounts.....	.0	.0
11. Statement value at end of current period (Line 9 minus Line 10).....	.0	.0

NONE

**SCHEDULE B - VERIFICATION**

Mortgage Loans

	1 Year to Date	2 Prior Year Ended December 31
1. Book value/recorded investment excluding accrued interest, December 31 of prior year.....	.0	.0
2. Cost of acquired:		
2.1 Actual cost at time of acquisition.....	.0	.0
2.2 Additional investment made after acquisition.....	.0	.0
3. Capitalized deferred interest and other.....	.0	.0
4. Accrual of discount.....	.0	.0
5. Unrealized valuation increase (decrease).....	.0	.0
6. Total gain (loss) on disposals.....	.0	.0
7. Deduct amounts received on disposals.....	.0	.0
8. Deduct amortization of premium and mortgage interest points and commitment fees.....	.0	.0
9. Total foreign exchange change in book value/recorded investment excluding accrued interest.....	.0	.0
10. Deduct current year's other-than-temporary impairment recognized.....	.0	.0
11. Book value/recorded investment excluding accrued interest at end of current period (Lines 1+2+3+4+5+6-7-8+9-10).....	.0	.0
12. Total valuation allowance.....	.0	.0
13. Subtotal (Line 11 plus Line 12).....	.0	.0
14. Deduct total nonadmitted amounts.....	.0	.0
15. Statement value at end of current period (Line 13 minus Line 14).....	.0	.0

NONE

**SCHEDULE BA - VERIFICATION**

Other Long-Term Invested Assets

	1 Year to Date	2 Prior Year Ended December 31
1. Book/adjusted carrying value, December 31 of prior year.....	.0	.0
2. Cost of acquired:		
2.1 Actual cost at time of acquisition.....	.0	.0
2.2 Additional investment made after acquisition.....	.0	.0
3. Capitalized deferred interest and other.....	.0	.0
4. Accrual of discount.....	.0	.0
5. Unrealized valuation increase (decrease).....	.0	.0
6. Total gain (loss) on disposals.....	.0	.0
7. Deduct amounts received on disposals.....	.0	.0
8. Deduct amortization of premium and depreciation.....	.0	.0
9. Total foreign exchange change in book/adjusted carrying value.....	.0	.0
10. Deduct current year's other-than-temporary impairment recognized.....	.0	.0
11. Book/adjusted carrying value at end of current period (Lines 1+2+3+4+5+6-7-8+9-10).....	.0	.0
12. Deduct total nonadmitted amounts.....	.0	.0
13. Statement value at end of current period (Line 11 minus Line 12).....	.0	.0

NONE

**SCHEDULE D - VERIFICATION**

Bonds and Stocks

	1 Year to Date	2 Prior Year Ended December 31
1. Book/adjusted carrying value of bonds and stocks, December 31 of prior year.....	15,043,848	19,752,774
2. Cost of bonds and stocks acquired.....	3,342,131	2,632,119
3. Accrual of discount.....	1,862	3,009
4. Unrealized valuation increase (decrease).....	.0	.0
5. Total gain (loss) on disposals.....	.0	.0
6. Deduct consideration for bonds and stocks disposed of.....	2,024,518	7,254,902
7. Deduct amortization of premium.....	69,496	89,152
8. Total foreign exchange change in book/adjusted carrying value.....	.0	.0
9. Deduct current year's other-than-temporary impairment recognized.....	.0	.0
10. Total investment income recognized as a result of prepayment penalties and/or acceleration fees.....	.0	.0
11. Book/adjusted carrying value at end of current period (Lines 1+2+3+4+5-6-7+8-9+10).....	16,293,828	15,043,848
12. Deduct total nonadmitted amounts.....	.0	.0
13. Statement value at end of current period (Line 11 minus Line 12).....	16,293,828	15,043,848

**SCHEDULE D - PART 1B**

Showing the Acquisitions, Dispositions and Non-Trading Activity  
During the Current Quarter for all Bonds and Preferred Stock by NAIC Designation

NAIC Designation	1 Book/Adjusted Carrying Value Beginning of Current Quarter	2 Acquisitions During Current Quarter	3 Dispositions During Current Quarter	4 Non-Trading Activity During Current Quarter	5 Book/Adjusted Carrying Value End of First Quarter	6 Book/Adjusted Carrying Value End of Second Quarter	7 Book/Adjusted Carrying Value End of Third Quarter	8 Book/Adjusted Carrying Value December 31 Prior Year
<b>BONDS</b>								
1. NAIC 1 (a).....	16,088,352	0	240,199	(21,826)	16,835,630	16,088,352	15,826,328	14,576,348
2. NAIC 2 (a).....	0	0	0	0	0	0	0	0
3. NAIC 3 (a).....	0	0	0	0	0	0	0	0
4. NAIC 4 (a).....	0	0	0	0	0	0	0	0
5. NAIC 5 (a).....	0	0	0	0	0	0	0	0
6. NAIC 6 (a).....	0	0	0	0	0	0	0	0
7. Total Bonds.....	16,088,352	0	240,199	(21,826)	16,835,630	16,088,352	15,826,328	14,576,348
<b>PREFERRED STOCK</b>								
8. NAIC 1.....	0	0	0	0	0	0	0	0
9. NAIC 2.....	0	0	0	0	0	0	0	0
10. NAIC 3.....	467,500	0	0	0	467,500	467,500	467,500	467,500
11. NAIC 4.....	0	0	0	0	0	0	0	0
12. NAIC 5.....	0	0	0	0	0	0	0	0
13. NAIC 6.....	0	0	0	0	0	0	0	0
14. Total Preferred Stock.....	467,500	0	0	0	467,500	467,500	467,500	467,500
15. Total Bonds and Preferred Stock.....	16,555,852	0	240,199	(21,826)	17,303,130	16,555,852	16,293,828	15,043,848

QSI02

(a) Book/Adjusted Carrying Value column for the end of the current reporting period includes the following amount of short-term and cash equivalent bonds by NAIC designation:

NAIC 1 \$.....0; NAIC 2 \$.....0; NAIC 3 \$.....0; NAIC 4 \$.....0; NAIC 5 \$.....0; NAIC 6 \$.....0.

**SCHEDULE DA - PART 1**

Short-Term Investments

	1 Book/Adjusted Carrying Value	2 Par Value	3 Actual Cost	4 Interest Collected Year To Date	5 Paid for Accrued Interest Year To Date
9199999.....	.....0	X.....	.....0	.....0	.....0

**NONE**

**SCHEDULE DA - VERIFICATION**

Short-Term Investments

	1 Year To Date	2 Prior Year Ended December 31
1. Book/adjusted carrying value, December 31 of prior year.....	.....0	.....2,123,809
2. Cost of short-term investments acquired.....	.....0	.....5,483,277
3. Accrual of discount.....	.....0	.....0
4. Unrealized valuation increase (decrease).....	.....0	.....0
5. Total gain (loss) on disposals.....	.....0	.....0
6. Deduct consideration received on disposals.....	.....0	.....7,607,086
7. Deduct amortization of premium.....	.....0	.....0
8. Total foreign exchange change in book/adjusted carrying value.....	.....0	.....0
9. Deduct current year's other-than-temporary impairment recognized.....	.....0	.....0
10. Book/adjusted carrying value at end of current period (Lines 1+2+3+4+5-6-7+8-9).....	.....0	.....0
11. Deduct total nonadmitted amounts.....	.....0	.....0
12. Statement value at end of current period (Line 10 minus Line 11).....	.....0	.....0

**Sch. DB - Pt. A - Verification  
NONE**

**Sch. DB - Pt. B - Verification  
NONE**

**Sch. DB - Pt. C - Sn. 1  
NONE**

**Sch. DB - Pt. C - Sn. 2  
NONE**

**Sch. DB - Verification  
NONE**



**SCHEDULE E - PART 2 - VERIFICATION**

Cash Equivalents

	1 Year To Date	2 Prior Year Ended December 31
1. Book/adjusted carrying value, December 31 of prior year.....	5,821,803	0
2. Cost of cash equivalents acquired.....	1,685,436	6,367,738
3. Accrual of discount.....	0	0
4. Unrealized valuation increase (decrease).....	0	0
5. Total gain (loss) on disposals.....	0	0
6. Deduct consideration received on disposals.....	3,059,900	545,935
7. Deduct amortization of premium.....	0	0
8. Total foreign exchange change in book/ adjusted carrying value.....	0	0
9. Deduct current year's other-than-temporary impairment recognized.....	0	0
10. Book/adjusted carrying value at end of current period (Lines 1+2+3+4+5-6-7+8-9).....	4,447,339	5,821,803
11. Deduct total nonadmitted amounts.....	0	0
12. Statement value at end of current period (Line 10 minus Line 11).....	4,447,339	5,821,803

**Sch. A - Pt. 2  
NONE**

**Sch. A - Pt. 3  
NONE**

**Sch. B - Pt. 2  
NONE**

**Sch. B - Pt. 3  
NONE**

**Sch. BA - Pt. 2  
NONE**

**Sch. BA - Pt. 3  
NONE**

**Sch. D - Pt. 3  
NONE**

**SCHEDULE D - PART 4**

Showing all Long-Term Bonds and Stocks SOLD, REDEEMED or Otherwise DISPOSED OF During Current Quarter

1	2	3	4	5	6	7	8	9	10	Change in Book/Adjusted Carrying Value					16	17	18	19	20	21	22
										11	12	13	14	15							
CUSIP Identification	Description	F o r e i g n	Disposal Date	Name of Purchaser	Number of Shares of Stock	Consideration	Par Value	Actual Cost	Prior Year Book/Adjusted Carrying Value	Unrealized Valuation Increase (Decrease)	Current Year's (Amortization) / Accretion	Current Year's Other-Than-Temporary Impairment Recognized	Total Change in B./A.C.V. (11+12-13)	Total Foreign Exchange Change in B./A.C.V.	Book/Adjusted Carrying Value at Disposal Date	Foreign Exchange Gain (Loss) on Disposal	Realized Gain (Loss) on Disposal	Total Gain (Loss) on Disposal	Bond Interest / Stock Dividends Received During Year	Stated Contractual Maturity Date	NAIC Designation or Market Indicator (a)
<b>Bonds - U.S. Special Revenue and Special Assessment</b>																					
373539	ZB 4		08/01/2018	GA ST HSG 5.00 06/01/2029.....	.....	10,000	10,000	10,692	10,079	0	(79)	0	(79)	0	10,000	0	0	0	282	06/01/2029	1FE.....
45201Y	R3 3		07/01/2018	ILLINOIS ST HSG DEV B 4.00 10/01/2048.....	.....	10,000	10,000	10,729	10,724	0	(724)	0	(724)	0	10,000	0	0	0	115	10/01/2048	1FE.....
60416Q	FZ 2		09/01/2018	MN HSG FIN B 2.95 09/01/2044.....	.....	8,366	8,366	8,366	8,366	0	0	0	0	0	8,366	0	0	0	162	09/01/2044	1FE.....
647200	4R 2		09/01/2018	NEW MEXICO ST MTGE A-2 3.50 03/01/2046.....	.....	15,000	15,000	15,918	15,870	0	(870)	0	(870)	0	15,000	0	0	0	531	03/01/2046	1FE.....
647200	X4 1		09/01/2018	NM MTGE FIN CL I B-1 2.85 07/01/2043.....	.....	3,564	3,564	3,546	3,552	0	(43)	0	(43)	0	3,564	0	0	0	64	07/01/2043	1FE.....
647200	X6 6		09/01/2018	NM MTGE FIN SFM C I 4.50 10/01/2043.....	.....	26,428	26,428	27,485	27,449	0	(513)	0	(513)	0	26,428	0	0	0	813	10/01/2043	1FE.....
67756Q	SR 9		09/01/2018	OH HSG FIN AGY J 3.50 09/01/2036.....	.....	15,000	15,000	15,628	15,631	0	(631)	0	(631)	0	15,000	0	0	0	538	09/01/2036	1FE.....
97689Q	DD 5		09/01/2018	WI HSG & ECON AMT A 3.50 03/01/2046.....	.....	70,000	70,000	73,812	73,290	0	(3,290)	0	(3,290)	0	70,000	0	0	0	2,450	03/01/2046	1FE.....
3199999	Total - Bonds - U.S. Special Revenue and Special Assessments.....					158,357	158,357	166,175	164,962	0	(6,150)	0	(6,150)	0	158,357	0	0	0	4,954	XXX	XXX
<b>Bonds - Industrial and Miscellaneous</b>																					
46637V	AA 3		09/17/2018	JPTPE 2012-2 A SEQ 3.00 09/17/42.....	.....	20,233	20,233	19,879	19,904	0	54	0	54	0	20,233	0	0	0	396	09/17/2042	1FE.....
78447V	AC 2		09/15/2018	SLMA 2013-B A2B ABS FLT 05/15/2030.....	.....	61,608	61,608	61,608	61,608	0	0	0	0	0	61,608	0	0	0	1,220	06/17/2030	1FE.....
3899999	Total - Bonds - Industrial and Miscellaneous.....					81,841	81,841	81,487	81,512	0	54	0	54	0	81,841	0	0	0	1,616	XXX	XXX
8399997	Total - Bonds - Part 4.....					240,199	240,199	247,662	246,474	0	(6,096)	0	(6,096)	0	240,199	0	0	0	6,570	XXX	XXX
8399999	Total - Bonds.....					240,199	240,199	247,662	246,474	0	(6,096)	0	(6,096)	0	240,199	0	0	0	6,570	XXX	XXX
9999999	Total - Bonds, Preferred and Common Stocks.....					240,199	XXX	247,662	246,474	0	(6,096)	0	(6,096)	0	240,199	0	0	0	6,570	XXX	XXX

QE05

(a) For all common stock bearing the NAIC market indicator "U" provide: the number of such issues: .....0.

**Sch. DB - Pt. A - Sn. 1**  
**NONE**

**Sch. DB - Pt. B - Sn. 1**  
**NONE**

**Sch. DB - Pt. D - Sn. 1**  
**NONE**

**Sch. DB - Pt. D - Sn. 2**  
**NONE**

**Sch. DL - Pt. 1**  
**NONE**

**Sch. DL - Pt. 2**  
**NONE**

**SCHEDULE E - PART 1 - CASH**

Month End Depository Balances

1 Depository	2 Code	3 Rate of Interest	4 Amount of Interest Received During Current Quarter	5 Amount of Interest Accrued at Current Statement Date	Book Balance at End of Each Month During Current Quarter			9 *
					6 First Month	7 Second Month	8 Third Month	
<b>Open Depositories</b>								
The Bank of New York Mellon.....	New York, New York.....	.....0.700	.....8	.....0	.....5,026	.....5,094	.....5,007	XXX
PNC Bank.....	Pittsburgh, Pennsylvania.....	.....0.000	.....0	.....0	.....31,846	.....30,863	.....30,863	XXX
0199999. Total Open Depositories.....	XXX	XXX	.....8	.....0	.....36,872	.....35,957	.....35,870	XXX
0399999. Total Cash on Deposit.....	XXX	XXX	.....8	.....0	.....36,872	.....35,957	.....35,870	XXX
0599999. Total Cash.....	XXX	XXX	.....8	.....0	.....36,872	.....35,957	.....35,870	XXX

## SCHEDULE E - PART 2 - CASH EQUIVALENTS

Show Investments Owned End of Current Quarter

1	2	3	4	5	6	7	8	9
CUSIP	Description	Code	Date Acquired	Rate of Interest	Maturity Date	Book/Adjusted Carrying Value	Amount of Interest Due & Accrued	Amount Received During Year
<b>Exempt Money Market Mutual Funds as Identified by the SVO</b>								
825252 40 6	Invesco Advisors Inc. Treasury Portfolio Institutional Class.....		09/25/2018.....	1.970		4,447,339	.0	48,991
8599999. Total - Exempt Money Market Mutual Funds as Identified by the SVO.....						4,447,339	.0	48,991
8899999. Total - Cash Equivalents.....						4,447,339	.0	48,991

QE13